

GOMOS Level 2 Daily Report

SUMMARY

[1. General Info](#)

[2. Summary of processed GOM_NL_2P products](#)

[3. Level 2 Quality information per product](#)

[3.1 Plot of level 2 quality information per product \(time dependant\)](#)

[3.2 Plot of level 2 quality information per product \(world map\)](#)

[4. Level 1 Quality information per product \(stored on level 2 products\)](#)

[4.1 Plot of level 1 quality information per product \(time dependant\)](#)

[4.1.1 Plot of level 1 quality information per product \(time dependant\): ASCENDING](#)

[4.1.2 Plot of level 1 quality information per product \(time dependant\): DESCENDING](#)

[4.2 Plot of level 1 quality information per product \(world map\)](#)

[4.2.1 Plot of level 1 quality information per product \(world map\): ASCENDING](#)

[4.2.2 Plot of level 1 quality information per product \(world map\): DESCENDING](#)

[5. Ozone profiles based on quality statistics and other trace gas profiles](#)

[5.1 Ozone statistics based on quality of products](#)

[5.2 Plot ozone profiles for all STD \(dark without errors\)](#)

[5.3 Plot ozone profiles where STD < 20% \(dark without errors\)](#)

[5.4. Plot ozone profiles where STD < 10% \(dark without errors\)](#)

[5.5. Plot ozone profiles where STD < 5% \(dark without errors\)](#)

[5.6 Plot NO2 profiles for all STD \(dark without errors\)](#)

[5.7 Plot NO3 profiles for all STD \(dark without errors\)](#)

[5.8 Plot H2O profiles \(only for occultations of stars 1,2,3,4,13,14,16,26,63 dark without errors\) for all STD](#)

[6. Auxiliary Data Files used for the production reported in section 2](#)

This report presents the daily analysis on parameters extracted from GOMOS level 2 data (GOM_NL__2P). It is intended to monitor some important parameters that will impact the quality of these products. A list of level 2 products (and content) that have arrived during the reporting day to the PCF is also given.

Item	Value
Time of report generation	26APR2013 13:18:27
Data source version	GOMOS/6.01
Start time of products	16-10-2009 (16OCT2009 00:00:00)
Stop time of products	17-10-2009 (17OCT2009 00:00:00)
Store outputs in DB	Yes
Nb of level 2 prods	179
Nb of prods with errors	0

2. Summary of processed GOM_NL__2P products.

Nr	Filename	UTC Start time	Limb	Duration	Star Id	Star Name	Star Mag	Star Temp	Nb Meas	Orbit	Prod. error
1	GOM_NL__2PRFIN20091016_002246_000000292083_00245_39878_3937.N1	16-OCT-2009 00:22:46	Twilight	29.000	166	17Eps Leo	2.9800	6000.0	58	39878	No
2	GOM_NL__2PRFIN20091016_003326_000000332083_00245_39878_3938.N1	16-OCT-2009 00:33:26	Dark	33.000	48	30Alp Hya	1.9770	4100.0	66	39878	No
3	GOM_NL__2PRFIN20091016_004223_000000452083_00245_39878_3939.N1	16-OCT-2009 00:42:23	Dark	45.000	132	15Rho Pup	2.8030	6900.0	90	39878	No
4	GOM_NL__2PRFIN20091016_004520_000000382083_00245_39878_3940.N1	16-OCT-2009 00:45:20	Dark	38.000	70	Zet Pup	2.2460	39000.0	76	39878	No
5	GOM_NL__2PRFIN20091016_004653_000000502083_00246_39879_3939.N1	16-OCT-2009 00:46:53	Dark	49.500	88	31Eta CMa	2.4480	20000.0	99	39879	No
6	GOM_NL__2PRFIN20091016_023103_000000382083_00247_39880_3950.N1	16-OCT-2009 02:31:03	Dark	37.500	161	Tau Pup	2.9310	4500.0	75	39880	No
7	GOM_NL__2PRFIN20091016_023224_000000382083_00247_39880_3951.N1	16-OCT-2009 02:32:24	Dark	37.500	2	Alp Car	-0.73600	7000.0	75	39880	No
8	GOM_NL__2PRFIN20091016_024410_000000362083_00247_39880_3952.N1	16-OCT-2009 02:44:10	Straylight	35.500	157	The1Eri	2.9060	9300.0	71	39880	No
9	GOM_NL__2PRFIN20091016_030550_000000402083_00247_39880_3953.N1	16-OCT-2009 03:05:50	Bright	40.000	105	6Bet Ari	2.6450	8900.0	80	39880	No
10	GOM_NL__2PRFIN20091016_030916_000000352083_00247_39880_3954.N1	16-OCT-2009 03:09:16	Bright	34.500	53	43Bet And	2.0480	3300.0	69	39880	No
11	GOM_NL__2PRFIN20091016_031052_000000412083_00247_39880_3955.N1	16-OCT-2009 03:10:52	Bright	41.000	173	4Bet Tri	3.0040	8900.0	82	39880	No
12	GOM_NL__2PRFIN20091016_031244_000000392083_00247_39880_3956.N1	16-OCT-2009 03:12:44	Bright	39.000	73	57Gam1And	2.2600	13100.0	78	39880	No
13	GOM_NL__2PRFIN20091016_031629_000000332083_00247_39880_3957.N1	16-OCT-2009 03:16:29	Bright	33.000	110	37Del Cas	2.6780	8900.0	66	39880	No
14	GOM_NL__2PRFIN20091016_031802_000000402083_00247_39880_3958.N1	16-OCT-2009 03:18:02	Bright	39.500	160	23Gam Per	2.9300	4700.0	79	39880	No
15	GOM_NL__2PRFIN20091016_034358_000000302083_00247_39880_3959.N1	16-OCT-2009 03:43:58	Twilight	29.500	166	17Eps Leo	2.9800	6000.0	59	39880	No
16	GOM_NL__2PRFIN20091016_035440_000000342083_00247_39880_3960.N1	16-OCT-2009 03:54:40	Dark	33.500	48	30Alp Hya	1.9770	4100.0	67	39880	No
17	GOM_NL__2PRFIN20091016_040337_000000452083_00247_39880_3961.N1	16-OCT-2009 04:03:37	Dark	44.500	132	15Rho Pup	2.8030	6900.0	89	39880	No
18	GOM_NL__2PRFIN20091016_040634_000000382083_00247_39880_3962.N1	16-OCT-2009 04:06:34	Dark	38.000	70	Zet Pup	2.2460	39000.0	76	39880	No
19	GOM_NL__2PRFIN20091016_041140_000000372083_00248_39881_3961.N1	16-OCT-2009 04:11:40	Dark	37.000	161	Tau Pup	2.9310	4500.0	74	39881	No
20	GOM_NL__2PRFIN20091016_041301_000000372083_00248_39881_3962.N1	16-OCT-2009 04:13:01	Dark	37.000	2	Alp Car	-0.73600	7000.0	74	39881	No
21	GOM_NL__2PRFIN20091016_042446_000000362083_00248_39881_3963.N1	16-OCT-2009 04:24:46	Straylight	35.500	157	The1Eri	2.9060	9300.0	71	39881	No
22	GOM_NL__2PRFIN20091016_044626_000000402083_00248_39881_3964.N1	16-OCT-2009 04:46:26	Bright	40.000	105	6Bet Ari	2.6450	8900.0	80	39881	No
23	GOM_NL__2PRFIN20091016_044952_000000352083_00248_39881_3965.N1	16-OCT-2009 04:49:52	Bright	34.500	53	43Bet And	2.0480	3300.0	69	39881	No
24	GOM_NL__2PRFIN20091016_045128_000000412083_00248_39881_3966.N1	16-OCT-2009 04:51:28	Bright	41.000	173	4Bet Tri	3.0040	8900.0	82	39881	No
25	GOM_NL__2PRFIN20091016_045320_000000392083_00248_39881_3967.N1	16-OCT-2009 04:53:20	Bright	39.000	73	57Gam1And	2.2600	13100.0	78	39881	No
26	GOM_NL__2PRFIN20091016_045704_000000332083_00248_39881_3968.N1	16-OCT-2009 04:57:04	Bright	33.000	110	37Del Cas	2.6780	8900.0	66	39881	No
27	GOM_NL__2PRFIN20091016_045837_000000402083_00248_39881_3969.N1	16-OCT-2009 04:58:37	Bright	39.500	160	23Gam Per	2.9300	4700.0	79	39881	No
28	GOM_NL__2PRFIN20091016_052434_000000302083_00248_39881_3970.N1	16-OCT-2009 05:24:34	Twilight	29.500	166	17Eps Leo	2.9800	6000.0	59	39881	No
29	GOM_NL__2PRFIN20091016_053517_000000342083_00248_39881_3971.N1	16-OCT-2009 05:35:17	Dark	33.500	48	30Alp Hya	1.9770	4100.0	67	39881	No
30	GOM_NL__2PRFIN20091016_054415_000000452083_00248_39881_3972.N1	16-OCT-2009 05:44:15	Dark	45.000	132	15Rho Pup	2.8030	6900.0	90	39881	No
31	GOM_NL__2PRFIN20091016_054711_000000382083_00248_39881_3973.N1	16-OCT-2009 05:47:11	Dark	38.000	70	Zet Pup	2.2460	39000.0	76	39881	No
32	GOM_NL__2PRFIN20091016_055217_000000372083_00249_39882_3974.N1	16-OCT-2009 05:52:17	Dark	37.000	161	Tau Pup	2.9310	4500.0	74	39882	No
33	GOM_NL__2PRFIN20091016_055337_000000382083_00249_39882_3975.N1	16-OCT-2009 05:53:37	Dark	37.500	2	Alp Car	-0.73600	7000.0	75	39882	No
34	GOM_NL__2PRFIN20091016_060522_000000362083_00249_39882_3976.N1	16-OCT-2009 06:05:22	Straylight	35.500	157	The1Eri	2.9060	9300.0	71	39882	No
35	GOM_NL__2PRFIN20091016_062701_000000402083_00249_39882_3977.N1	16-OCT-2009 06:27:01	Bright	40.000	105	6Bet Ari	2.6450	8900.0	80	39882	No
36	GOM_NL__2PRFIN20091016_063027_000000352083_00249_39882_3978.N1	16-OCT-2009 06:30:27	Bright	35.000	53	43Bet And	2.0480	3300.0	70	39882	No
37	GOM_NL__2PRFIN20091016_063203_000000412083_00249_39882_3979.N1	16-OCT-2009 06:32:03	Bright	41.000	173	4Bet Tri	3.0040	8900.0	82	39882	No
38	GOM_NL__2PRFIN20091016_063355_000000392083_00249_39882_3980.N1	16-OCT-2009 06:33:55	Bright	39.000	73	57Gam1And	2.2600	13100.0	78	39882	No
39	GOM_NL__2PRFIN20091016_063740_000000342083_00249_39882_3981.N1	16-OCT-2009 06:37:40	Bright	33.500	110	37Del Cas	2.6780	8900.0	67	39882	No
40	GOM_NL__2PRFIN20091016_063912_000000402083_00249_39882_3982.N1	16-OCT-2009 06:39:12	Bright	39.500	160	23Gam Per	2.9300	4700.0	79	39882	No
41	GOM_NL__2PRFIN20091016_070511_000000292083_00249_39882_3983.N1	16-OCT-2009 07:05:11	Twilight	29.000	166	17Eps Leo	2.9800	6000.0	58	39882	No
42	GOM_NL__2PRFIN20091016_071554_000000342083_00249_39882_3984.N1	16-OCT-2009 07:15:54	Dark	33.500	48	30Alp Hya	1.9770	4100.0	67	39882	No

43	GOM_NL__2PRFIN20091016_072452_000000452083_00249_39882_3985.N1	16-OCT-2009 07:24:52	Dark	45.000	132	15Rho Pup	2.8030	6900.0	90	39882	No
44	GOM_NL__2PRFIN20091016_072748_000000382083_00249_39882_3986.N1	16-OCT-2009 07:27:48	Dark	38.000	70	Zet Pup	2.2460	39000.	76	39882	No
45	GOM_NL__2PRFIN20091016_073254_000000382083_00250_39883_3988.N1	16-OCT-2009 07:32:54	Dark	37.500	161	Tau Pup	2.9310	4500.0	75	39883	No
46	GOM_NL__2PRFIN20091016_073414_000000372083_00250_39883_3989.N1	16-OCT-2009 07:34:14	Dark	37.000	2	Alp Car	-0.73600	7000.0	74	39883	No
47	GOM_NL__2PRFIN20091016_074559_000000352083_00250_39883_3990.N1	16-OCT-2009 07:45:59	Straylight	35.000	157	The1Eri	2.9060	9300.0	70	39883	No
48	GOM_NL__2PRFIN20091016_080737_000000402083_00250_39883_3991.N1	16-OCT-2009 08:07:37	Bright	40.000	105	6Bet Ari	2.6450	8900.0	80	39883	No
49	GOM_NL__2PRFIN20091016_081103_000000352083_00250_39883_3992.N1	16-OCT-2009 08:11:03	Bright	35.000	53	43Bet And	2.0480	3300.0	70	39883	No
50	GOM_NL__2PRFIN20091016_081238_000000412083_00250_39883_3993.N1	16-OCT-2009 08:12:38	Bright	41.000	173	4Bet Tri	3.0040	8900.0	82	39883	No
51	GOM_NL__2PRFIN20091016_081430_000000392083_00250_39883_3994.N1	16-OCT-2009 08:14:30	Bright	39.000	73	57Gam1And	2.2600	13100.	78	39883	No
52	GOM_NL__2PRFIN20091016_081815_000000342083_00250_39883_3995.N1	16-OCT-2009 08:18:15	Bright	33.500	110	37Del Cas	2.6780	8900.0	67	39883	No
53	GOM_NL__2PRFIN20091016_081947_000000402083_00250_39883_3996.N1	16-OCT-2009 08:19:47	Bright	40.000	160	23Gam Per	2.9300	4700.0	80	39883	No
54	GOM_NL__2PRFIN20091016_084547_000000292083_00250_39883_3997.N1	16-OCT-2009 08:45:47	Tw_i_and_stray	29.000	166	17Eps Leo	2.9800	6000.0	58	39883	No
55	GOM_NL__2PRFIN20091016_085630_000000342083_00250_39883_3998.N1	16-OCT-2009 08:56:30	Dark	33.500	48	30Alp Hya	1.9770	4100.0	67	39883	No
56	GOM_NL__2PRFIN20091016_090529_000000452083_00250_39883_3999.N1	16-OCT-2009 09:05:29	Dark	45.000	132	15Rho Pup	2.8030	6900.0	90	39883	No
57	GOM_NL__2PRFIN20091016_090825_000000392083_00250_39883_4000.N1	16-OCT-2009 09:08:25	Dark	38.500	70	Zet Pup	2.2460	39000.	77	39883	No
58	GOM_NL__2PRFIN20091016_091331_000000382083_00251_39884_4074.N1	16-OCT-2009 09:13:31	Dark	37.500	161	Tau Pup	2.9310	4500.0	75	39884	No
59	GOM_NL__2PRFIN20091016_091451_000000372083_00251_39884_4075.N1	16-OCT-2009 09:14:51	Dark	37.000	2	Alp Car	-0.73600	7000.0	74	39884	No
60	GOM_NL__2PRFIN20091016_092635_000000352083_00251_39884_4076.N1	16-OCT-2009 09:26:35	Straylight	35.000	157	The1Eri	2.9060	9300.0	70	39884	No
61	GOM_NL__2PRFIN20091016_094812_000000402083_00251_39884_4077.N1	16-OCT-2009 09:48:12	Bright	40.000	105	6Bet Ari	2.6450	8900.0	80	39884	No
62	GOM_NL__2PRFIN20091016_095138_000000352083_00251_39884_4078.N1	16-OCT-2009 09:51:38	Bright	34.500	53	43Bet And	2.0480	3300.0	69	39884	No
63	GOM_NL__2PRFIN20091016_095313_000000412083_00251_39884_4079.N1	16-OCT-2009 09:53:13	Bright	41.000	173	4Bet Tri	3.0040	8900.0	82	39884	No
64	GOM_NL__2PRFIN20091016_095506_000000392083_00251_39884_4080.N1	16-OCT-2009 09:55:06	Bright	39.000	73	57Gam1And	2.2600	13100.	78	39884	No
65	GOM_NL__2PRFIN20091016_095851_000000332083_00251_39884_4081.N1	16-OCT-2009 09:58:51	Bright	33.000	110	37Del Cas	2.6780	8900.0	66	39884	No
66	GOM_NL__2PRFIN20091016_100022_000000402083_00251_39884_4082.N1	16-OCT-2009 10:00:22	Bright	40.000	160	23Gam Per	2.9300	4700.0	80	39884	No
67	GOM_NL__2PRFIN20091016_102623_000000302083_00251_39884_4083.N1	16-OCT-2009 10:26:23	Tw_i_and_stray	29.500	166	17Eps Leo	2.9800	6000.0	59	39884	No
68	GOM_NL__2PRFIN20091016_102940_000000282083_00251_39884_4084.N1	16-OCT-2009 10:29:40	Bright	28.000	22	32Alp Leo	1.3600	15200.	56	39884	No
69	GOM_NL__2PRFIN20091016_103706_000000342083_00251_39884_4085.N1	16-OCT-2009 10:37:06	Dark	33.500	48	30Alp Hya	1.9770	4100.0	67	39884	No
70	GOM_NL__2PRFIN20091016_104607_000000452083_00251_39884_4086.N1	16-OCT-2009 10:46:07	Dark	45.000	132	15Rho Pup	2.8030	6900.0	90	39884	No
71	GOM_NL__2PRFIN20091016_104902_000000382083_00251_39884_4087.N1	16-OCT-2009 10:49:02	Dark	38.000	70	Zet Pup	2.2460	39000.	76	39884	No
72	GOM_NL__2PRFIN20091016_105408_000000382083_00252_39885_4089.N1	16-OCT-2009 10:54:08	Dark	37.500	161	Tau Pup	2.9310	4500.0	75	39885	No
73	GOM_NL__2PRFIN20091016_105528_000000382083_00252_39885_4090.N1	16-OCT-2009 10:55:28	Dark	37.500	2	Alp Car	-0.73600	7000.0	75	39885	No
74	GOM_NL__2PRFIN20091016_110712_000000352083_00252_39885_4091.N1	16-OCT-2009 11:07:12	Straylight	35.000	157	The1Eri	2.9060	9300.0	70	39885	No
75	GOM_NL__2PRFIN20091016_112847_000000402083_00252_39885_4092.N1	16-OCT-2009 11:28:47	Bright	40.000	105	6Bet Ari	2.6450	8900.0	80	39885	No
76	GOM_NL__2PRFIN20091016_113214_000000352083_00252_39885_4093.N1	16-OCT-2009 11:32:14	Bright	35.000	53	43Bet And	2.0480	3300.0	70	39885	No
77	GOM_NL__2PRFIN20091016_113349_000000412083_00252_39885_4094.N1	16-OCT-2009 11:33:49	Bright	41.000	173	4Bet Tri	3.0040	8900.0	82	39885	No
78	GOM_NL__2PRFIN20091016_113541_000000392083_00252_39885_4095.N1	16-OCT-2009 11:35:41	Bright	39.000	73	57Gam1And	2.2600	13100.	78	39885	No
79	GOM_NL__2PRFIN20091016_113927_000000332083_00252_39885_4096.N1	16-OCT-2009 11:39:27	Bright	33.000	110	37Del Cas	2.6780	8900.0	66	39885	No
80	GOM_NL__2PRFIN20091016_114057_000000412083_00252_39885_4097.N1	16-OCT-2009 11:40:57	Bright	40.500	160	23Gam Per	2.9300	4700.0	81	39885	No
81	GOM_NL__2PRFIN20091016_120659_000000302083_00252_39885_4098.N1	16-OCT-2009 12:06:59	Tw_i_and_stray	29.500	166	17Eps Leo	2.9800	6000.0	59	39885	No
82	GOM_NL__2PRFIN20091016_121017_000000282083_00252_39885_4099.N1	16-OCT-2009 12:10:17	Bright	28.000	22	32Alp Leo	1.3600	15200.	56	39885	No
83	GOM_NL__2PRFIN20091016_121743_000000342083_00252_39885_4100.N1	16-OCT-2009 12:17:43	Dark	33.500	48	30Alp Hya	1.9770	4100.0	67	39885	No
84	GOM_NL__2PRFIN20091016_122644_000000452083_00252_39885_4101.N1	16-OCT-2009 12:26:44	Dark	45.000	132	15Rho Pup	2.8030	6900.0	90	39885	No
85	GOM_NL__2PRFIN20091016_122938_000000392083_00252_39885_4102.N1	16-OCT-2009 12:29:38	Dark	38.500	70	Zet Pup	2.2460	39000.	77	39885	No
86	GOM_NL__2PRFIN20091016_123444_000000382083_00253_39886_4124.N1	16-OCT-2009 12:34:44	Dark	37.500	161	Tau Pup	2.9310	4500.0	75	39886	No
87	GOM_NL__2PRFIN20091016_123604_000000382083_00253_39886_4125.N1	16-OCT-2009 12:36:04	Dark	37.500	2	Alp Car	-0.73600	7000.0	75	39886	No
88	GOM_NL__2PRFIN20091016_124748_000000352083_00253_39886_4126.N1	16-OCT-2009 12:47:48	Straylight	35.000	157	The1Eri	2.9060	9300.0	70	39886	No
89	GOM_NL__2PRFIN20091016_130923_000000402083_00253_39886_4127.N1	16-OCT-2009 13:09:23	Bright	39.500	105	6Bet Ari	2.6450	8900.0	79	39886	No
90	GOM_NL__2PRFIN20091016_131249_000000352083_00253_39886_4128.N1	16-OCT-2009 13:12:49	Bright	34.500	53	43Bet And	2.0480	3300.0	69	39886	No
91	GOM_NL__2PRFIN20091016_131424_000000412083_00253_39886_4129.N1	16-OCT-2009 13:14:24	Bright	41.000	173	4Bet Tri	3.0040	8900.0	82	39886	No
92	GOM_NL__2PRFIN20091016_131616_000000392083_00253_39886_4130.N1	16-OCT-2009 13:16:16	Bright	39.000	73	57Gam1And	2.2600	13100.	78	39886	No
93	GOM_NL__2PRFIN20091016_132003_000000332083_00253_39886_4131.N1	16-OCT-2009 13:20:03	Bright	33.000	110	37Del Cas	2.6780	8900.0	66	39886	No
94	GOM_NL__2PRFIN20091016_132133_000000402083_00253_39886_4132.N1	16-OCT-2009 13:21:33	Bright	40.000	160	23Gam Per	2.9300	4700.0	80	39886	No
95	GOM_NL__2PRFIN20091016_134735_000000292083_00253_39886_4133.N1	16-OCT-2009 13:47:35	Tw_i_and_stray	29.000	166	17Eps Leo	2.9800	6000.0	58	39886	No
96	GOM_NL__2PRFIN20091016_135052_000000282083_00253_39886_4134.N1	16-OCT-2009 13:50:52	Tw_i_and_stray	28.000	22	32Alp Leo	1.3600	15200.	56	39886	No
97	GOM_NL__2PRFIN20091016_135820_000000342083_00253_39886_4135.N1	16-OCT-2009 13:58:20	Dark	33.500	48	30Alp Hya	1.9770	4100.0	67	39886	No
98	GOM_NL__2PRFIN20091016_140721_000000462083_00253_39886_4136.N1	16-OCT-2009 14:07:21	Dark	45.500	132	15Rho Pup	2.8030	6900.0	91	39886	No
99	GOM_NL__2PRFIN20091016_141015_000000382083_00253_39886_4137.N1	16-OCT-2009 14:10:15	Dark	38.000	70	Zet Pup	2.2460	39000.	76	39886	No
100	GOM_NL__2PRFIN20091016_141521_000000382083_00254_39887_4119.N1	16-OCT-2009 14:15:21	Dark	37.500	161	Tau Pup	2.9310	4500.0	75	39887	No
101	GOM_NL__2PRFIN20091016_141641_000000372083_00254_39887_4120.N1	16-OCT-2009 14:16:41	Dark	37.000	2	Alp Car	-0.73600	7000.0	74	39887	No

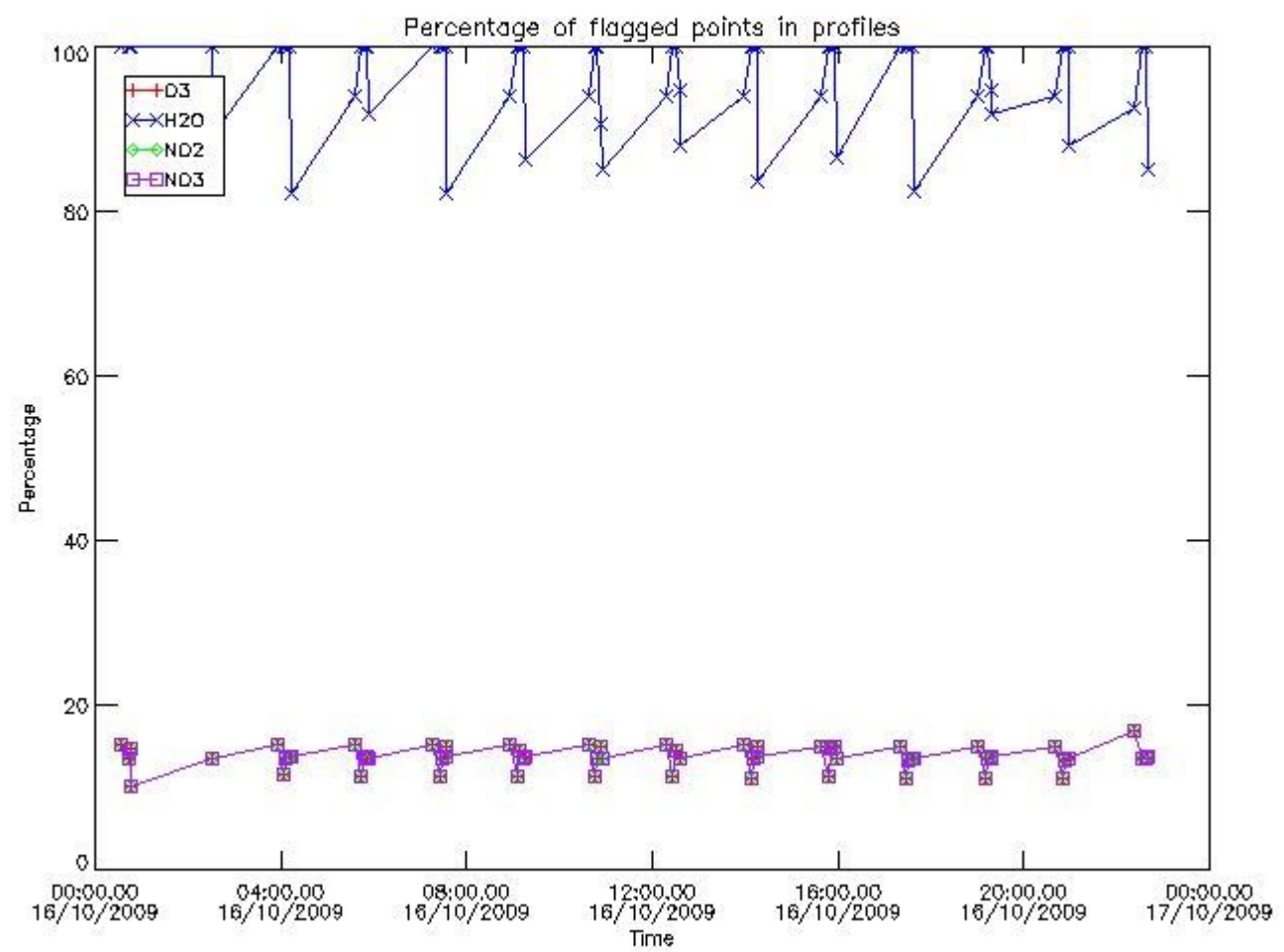
102	GOM_NL__2PRFIN20091016_142825_000000352083_00254_39887_4121.N1	16-OCT-2009 14:28:25	Straylight	34.500	157	The1Eri	2.9060	9300.0	69	39887	No
103	GOM_NL__2PRFIN20091016_144959_000000402083_00254_39887_4122.N1	16-OCT-2009 14:49:59	Bright	39.500	105	6Bet Ari	2.6450	8900.0	79	39887	No
104	GOM_NL__2PRFIN20091016_145325_000000352083_00254_39887_4123.N1	16-OCT-2009 14:53:25	Bright	35.000	53	43Bet And	2.0480	3300.0	70	39887	No
105	GOM_NL__2PRFIN20091016_145459_000000412083_00254_39887_4124.N1	16-OCT-2009 14:54:59	Bright	41.000	173	4Bet Tri	3.0040	8900.0	82	39887	No
106	GOM_NL__2PRFIN20091016_145651_000000392083_00254_39887_4125.N1	16-OCT-2009 14:56:51	Bright	39.000	73	57Gam1And	2.2600	13100.	78	39887	No
107	GOM_NL__2PRFIN20091016_150038_000000332083_00254_39887_4126.N1	16-OCT-2009 15:00:38	Bright	33.000	110	37Del Cas	2.6780	8900.0	66	39887	No
108	GOM_NL__2PRFIN20091016_150208_000000402083_00254_39887_4127.N1	16-OCT-2009 15:02:08	Bright	40.000	160	23Gam Per	2.9300	4700.0	80	39887	No
109	GOM_NL__2PRFIN20091016_152811_000000302083_00254_39887_4128.N1	16-OCT-2009 15:28:11	Tw_i_and_stray	29.500	166	17Eps Leo	2.9800	6000.0	59	39887	No
110	GOM_NL__2PRFIN20091016_153129_000000282083_00254_39887_4129.N1	16-OCT-2009 15:31:29	Bright	28.000	22	32Alp Leo	1.3600	15200.	56	39887	No
111	GOM_NL__2PRFIN20091016_153856_000000342083_00254_39887_4130.N1	16-OCT-2009 15:38:56	Dark	34.000	48	30Alp Hya	1.9770	4100.0	68	39887	No
112	GOM_NL__2PRFIN20091016_154758_000000452083_00254_39887_4131.N1	16-OCT-2009 15:47:58	Dark	45.000	132	15Rho Pup	2.8030	6900.0	90	39887	No
113	GOM_NL__2PRFIN20091016_155052_000000382083_00254_39887_4132.N1	16-OCT-2009 15:50:52	Dark	38.000	70	Zet Pup	2.2460	39000.	76	39887	No
114	GOM_NL__2PRFIN20091016_155558_000000382083_00255_39888_4136.N1	16-OCT-2009 15:55:58	Dark	37.500	161	Tau Pup	2.9310	4500.0	75	39888	No
115	GOM_NL__2PRFIN20091016_155718_000000382083_00255_39888_4137.N1	16-OCT-2009 15:57:18	Dark	37.500	2	Alp Car	-0.73600	7000.0	75	39888	No
116	GOM_NL__2PRFIN20091016_160901_000000352083_00255_39888_4138.N1	16-OCT-2009 16:09:01	Straylight	34.500	157	The1Eri	2.9060	9300.0	69	39888	No
117	GOM_NL__2PRFIN20091016_163034_000000402083_00255_39888_4139.N1	16-OCT-2009 16:30:34	Bright	40.000	105	6Bet Ari	2.6450	8900.0	80	39888	No
118	GOM_NL__2PRFIN20091016_163400_000000352083_00255_39888_4140.N1	16-OCT-2009 16:34:00	Bright	35.000	53	43Bet And	2.0480	3300.0	70	39888	No
119	GOM_NL__2PRFIN20091016_163534_000000412083_00255_39888_4141.N1	16-OCT-2009 16:35:34	Bright	41.000	173	4Bet Tri	3.0040	8900.0	82	39888	No
120	GOM_NL__2PRFIN20091016_163727_000000392083_00255_39888_4142.N1	16-OCT-2009 16:37:27	Bright	38.500	73	57Gam1And	2.2600	13100.	77	39888	No
121	GOM_NL__2PRFIN20091016_164114_000000332083_00255_39888_4143.N1	16-OCT-2009 16:41:14	Bright	33.000	110	37Del Cas	2.6780	8900.0	66	39888	No
122	GOM_NL__2PRFIN20091016_164243_000000402083_00255_39888_4144.N1	16-OCT-2009 16:42:43	Bright	40.000	160	23Gam Per	2.9300	4700.0	80	39888	No
123	GOM_NL__2PRFIN20091016_170848_000000302083_00255_39888_4145.N1	16-OCT-2009 17:08:48	Tw_i_and_stray	29.500	166	17Eps Leo	2.9800	6000.0	59	39888	No
124	GOM_NL__2PRFIN20091016_171205_000000292083_00255_39888_4146.N1	16-OCT-2009 17:12:05	Bright	28.500	22	32Alp Leo	1.3600	15200.	57	39888	No
125	GOM_NL__2PRFIN20091016_171933_000000342083_00255_39888_4147.N1	16-OCT-2009 17:19:33	Dark	34.000	48	30Alp Hya	1.9770	4100.0	68	39888	No
126	GOM_NL__2PRFIN20091016_172836_000000462083_00255_39888_4148.N1	16-OCT-2009 17:28:36	Dark	45.500	132	15Rho Pup	2.8030	6900.0	91	39888	No
127	GOM_NL__2PRFIN20091016_173129_000000392083_00255_39888_4149.N1	16-OCT-2009 17:31:29	Dark	38.500	70	Zet Pup	2.2460	39000.	77	39888	No
128	GOM_NL__2PRFIN20091016_173635_000000382083_00256_39889_4149.N1	16-OCT-2009 17:36:35	Dark	37.500	161	Tau Pup	2.9310	4500.0	75	39889	No
129	GOM_NL__2PRFIN20091016_173755_000000382083_00256_39889_4150.N1	16-OCT-2009 17:37:55	Dark	37.500	2	Alp Car	-0.73600	7000.0	75	39889	No
130	GOM_NL__2PRFIN20091016_174938_000000362083_00256_39889_4151.N1	16-OCT-2009 17:49:38	Straylight	35.500	157	The1Eri	2.9060	9300.0	71	39889	No
131	GOM_NL__2PRFIN20091016_181109_000000402083_00256_39889_4152.N1	16-OCT-2009 18:11:09	Bright	40.000	105	6Bet Ari	2.6450	8900.0	80	39889	No
132	GOM_NL__2PRFIN20091016_181436_000000352083_00256_39889_4153.N1	16-OCT-2009 18:14:36	Bright	34.500	53	43Bet And	2.0480	3300.0	69	39889	No
133	GOM_NL__2PRFIN20091016_181610_000000412083_00256_39889_4154.N1	16-OCT-2009 18:16:10	Bright	40.500	173	4Bet Tri	3.0040	8900.0	81	39889	No
134	GOM_NL__2PRFIN20091016_181802_000000392083_00256_39889_4155.N1	16-OCT-2009 18:18:02	Bright	39.000	73	57Gam1And	2.2600	13100.	78	39889	No
135	GOM_NL__2PRFIN20091016_182149_000000332083_00256_39889_4156.N1	16-OCT-2009 18:21:49	Bright	33.000	110	37Del Cas	2.6780	8900.0	66	39889	No
136	GOM_NL__2PRFIN20091016_182318_000000402083_00256_39889_4157.N1	16-OCT-2009 18:23:18	Bright	40.000	160	23Gam Per	2.9300	4700.0	80	39889	No
137	GOM_NL__2PRFIN20091016_184924_000000302083_00256_39889_4158.N1	16-OCT-2009 18:49:24	Tw_i_and_stray	29.500	166	17Eps Leo	2.9800	6000.0	59	39889	No
138	GOM_NL__2PRFIN20091016_185241_000000292083_00256_39889_4159.N1	16-OCT-2009 18:52:41	Bright	28.500	22	32Alp Leo	1.3600	15200.	57	39889	No
139	GOM_NL__2PRFIN20091016_190010_000000342083_00256_39889_4160.N1	16-OCT-2009 19:00:10	Dark	34.000	48	30Alp Hya	1.9770	4100.0	68	39889	No
140	GOM_NL__2PRFIN20091016_190913_000000462083_00256_39889_4161.N1	16-OCT-2009 19:09:13	Dark	45.500	132	15Rho Pup	2.8030	6900.0	91	39889	No
141	GOM_NL__2PRFIN20091016_191206_000000382083_00256_39889_4162.N1	16-OCT-2009 19:12:06	Dark	38.000	70	Zet Pup	2.2460	39000.	76	39889	No
142	GOM_NL__2PRFIN20091016_191712_000000382083_00257_39890_4161.N1	16-OCT-2009 19:17:12	Dark	37.500	161	Tau Pup	2.9310	4500.0	75	39890	No
143	GOM_NL__2PRFIN20091016_191832_000000372083_00257_39890_4162.N1	16-OCT-2009 19:18:32	Dark	36.500	2	Alp Car	-0.73600	7000.0	73	39890	No
144	GOM_NL__2PRFIN20091016_193014_000000352083_00257_39890_4163.N1	16-OCT-2009 19:30:14	Straylight	35.000	157	The1Eri	2.9060	9300.0	70	39890	No
145	GOM_NL__2PRFIN20091016_195145_000000402083_00257_39890_4164.N1	16-OCT-2009 19:51:45	Bright	39.500	105	6Bet Ari	2.6450	8900.0	79	39890	No
146	GOM_NL__2PRFIN20091016_195512_000000352083_00257_39890_4165.N1	16-OCT-2009 19:55:12	Bright	34.500	53	43Bet And	2.0480	3300.0	69	39890	No
147	GOM_NL__2PRFIN20091016_195645_000000412083_00257_39890_4166.N1	16-OCT-2009 19:56:45	Bright	41.000	173	4Bet Tri	3.0040	8900.0	82	39890	No
148	GOM_NL__2PRFIN20091016_195838_000000392083_00257_39890_4167.N1	16-OCT-2009 19:58:38	Bright	38.500	73	57Gam1And	2.2600	13100.	77	39890	No
149	GOM_NL__2PRFIN20091016_200225_000000332083_00257_39890_4168.N1	16-OCT-2009 20:02:25	Bright	33.000	110	37Del Cas	2.6780	8900.0	66	39890	No
150	GOM_NL__2PRFIN20091016_200353_000000402083_00257_39890_4169.N1	16-OCT-2009 20:03:53	Bright	40.000	160	23Gam Per	2.9300	4700.0	80	39890	No
151	GOM_NL__2PRFIN20091016_203000_000000302083_00257_39890_4170.N1	16-OCT-2009 20:30:00	Tw_i_and_stray	30.000	166	17Eps Leo	2.9800	6000.0	60	39890	No
152	GOM_NL__2PRFIN20091016_203318_000000292083_00257_39890_4171.N1	16-OCT-2009 20:33:18	Bright	28.500	22	32Alp Leo	1.3600	15200.	57	39890	No
153	GOM_NL__2PRFIN20091016_204047_000000342083_00257_39890_4172.N1	16-OCT-2009 20:40:47	Dark	34.000	48	30Alp Hya	1.9770	4100.0	68	39890	No
154	GOM_NL__2PRFIN20091016_204950_000000462083_00257_39890_4173.N1	16-OCT-2009 20:49:50	Dark	45.500	132	15Rho Pup	2.8030	6900.0	91	39890	No
155	GOM_NL__2PRFIN20091016_205243_000000392083_00257_39890_4174.N1	16-OCT-2009 20:52:43	Dark	38.500	70	Zet Pup	2.2460	39000.	77	39890	No
156	GOM_NL__2PRFIN20091016_205748_000000382083_00258_39891_4172.N1	16-OCT-2009 20:57:48	Dark	37.500	161	Tau Pup	2.9310	4500.0	75	39891	No
157	GOM_NL__2PRFIN20091016_205908_000000382083_00258_39891_4173.N1	16-OCT-2009 20:59:08	Dark	37.500	2	Alp Car	-0.73600	7000.0	75	39891	No
158	GOM_NL__2PRFIN20091016_211050_000000362083_00258_39891_4174.N1	16-OCT-2009 21:10:50	Straylight	35.500	157	The1Eri	2.9060	9300.0	71	39891	No
159	GOM_NL__2PRFIN20091016_213220_000000402083_00258_39891_4175.N1	16-OCT-2009 21:32:20	Bright	39.500	105	6Bet Ari	2.6450	8900.0	79	39891	No
160	GOM_NL__2PRFIN20091016_213548_000000352083_00258_39891_4176.N1	16-OCT-2009 21:35:48	Bright	35.000	53	43Bet And	2.0480	3300.0	70	39891	No

161	GOM_NL__2PRFIN20091016_213720_000000412083_00258_39891_4177.N1	16-OCT-2009 21:37:20	Bright	41.000	173	4Bet Tri	3.0040	8900.0	82	39891	No
162	GOM_NL__2PRFIN20091016_213913_000000392083_00258_39891_4178.N1	16-OCT-2009 21:39:13	Bright	38.500	73	57Gam1And	2.2600	13100.	77	39891	No
163	GOM_NL__2PRFIN20091016_214301_000000332083_00258_39891_4179.N1	16-OCT-2009 21:43:01	Bright	33.000	110	37Del Cas	2.6780	8900.0	66	39891	No
164	GOM_NL__2PRFIN20091016_214429_000000402083_00258_39891_4180.N1	16-OCT-2009 21:44:29	Bright	40.000	160	23Gam Per	2.9300	4700.0	80	39891	No
165	GOM_NL__2PRFIN20091016_221036_000000302083_00258_39891_4181.N1	16-OCT-2009 22:10:36	Tw_i_and_stray	29.500	166	17Eps Leo	2.9800	6000.0	59	39891	No
166	GOM_NL__2PRFIN20091016_221354_000000292083_00258_39891_4182.N1	16-OCT-2009 22:13:54	Bright	28.500	22	32Alp Leo	1.3600	15200.	57	39891	No
167	GOM_NL__2PRFIN20091016_222123_000000342083_00258_39891_4183.N1	16-OCT-2009 22:21:23	Dark	33.500	48	30Alp Hya	1.9770	4100.0	67	39891	No
168	GOM_NL__2PRFIN20091016_223320_000000382083_00258_39891_4184.N1	16-OCT-2009 22:33:20	Dark	38.000	70	Zet Pup	2.2460	39000.	76	39891	No
169	GOM_NL__2PRFIN20091016_223825_000000382083_00259_39892_4187.N1	16-OCT-2009 22:38:25	Dark	37.500	161	Tau Pup	2.9310	4500.0	75	39892	No
170	GOM_NL__2PRFIN20091016_223945_000000372083_00259_39892_4188.N1	16-OCT-2009 22:39:45	Dark	37.000	2	Alp Car	-0.73600	7000.0	74	39892	No
171	GOM_NL__2PRFIN20091016_225127_000000352083_00259_39892_4189.N1	16-OCT-2009 22:51:27	Straylight	35.000	157	The1Eri	2.9060	9300.0	70	39892	No
172	GOM_NL__2PRFIN20091016_231255_000000402083_00259_39892_4190.N1	16-OCT-2009 23:12:55	Bright	39.500	105	6Bet Ari	2.6450	8900.0	79	39892	No
173	GOM_NL__2PRFIN20091016_231623_000000352083_00259_39892_4191.N1	16-OCT-2009 23:16:23	Bright	34.500	53	43Bet And	2.0480	3300.0	69	39892	No
174	GOM_NL__2PRFIN20091016_231756_000000412083_00259_39892_4192.N1	16-OCT-2009 23:17:56	Bright	40.500	173	4Bet Tri	3.0040	8900.0	81	39892	No
175	GOM_NL__2PRFIN20091016_231948_000000392083_00259_39892_4193.N1	16-OCT-2009 23:19:48	Bright	39.000	73	57Gam1And	2.2600	13100.	78	39892	No
176	GOM_NL__2PRFIN20091016_232336_000000332083_00259_39892_4194.N1	16-OCT-2009 23:23:36	Bright	33.000	110	37Del Cas	2.6780	8900.0	66	39892	No
177	GOM_NL__2PRFIN20091016_232504_000000402083_00259_39892_4195.N1	16-OCT-2009 23:25:04	Bright	40.000	160	23Gam Per	2.9300	4700.0	80	39892	No
178	GOM_NL__2PRFIN20091016_235113_000000302083_00259_39892_4196.N1	16-OCT-2009 23:51:13	Tw_i_and_stray	29.500	166	17Eps Leo	2.9800	6000.0	59	39892	No
179	GOM_NL__2PRFIN20091016_235430_000000292083_00259_39892_4197.N1	16-OCT-2009 23:54:30	Bright	28.500	22	32Alp Leo	1.3600	15200.	57	39892	No

3. Quality information per product

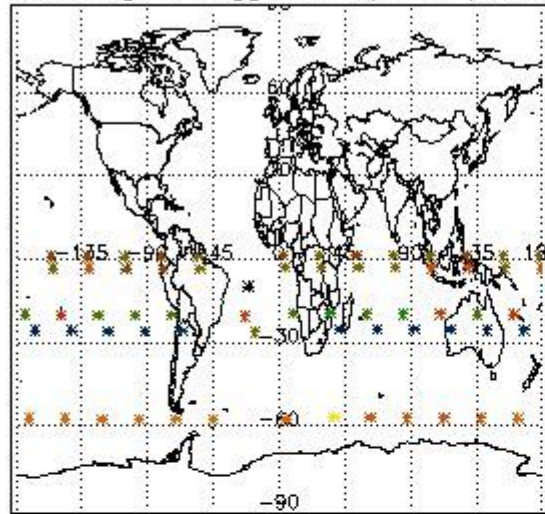
In this section it is plotted some information contained in the Quality Summary data set of the level 2 products. Only products in dark limb conditions and without errors (error flag in the MPH set to "0") are used.

3.1 Plot quality information per product (time dependant)

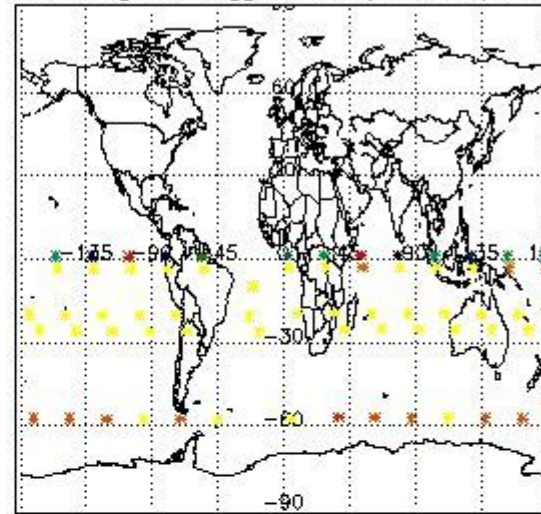


3.2 Plot quality information per product (world map)

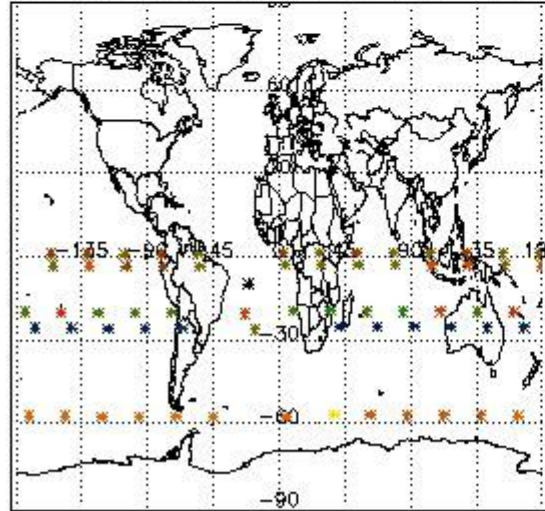
Percentage of flagged data per O3 profile



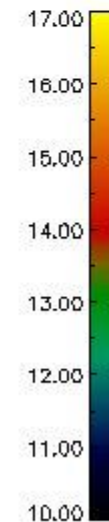
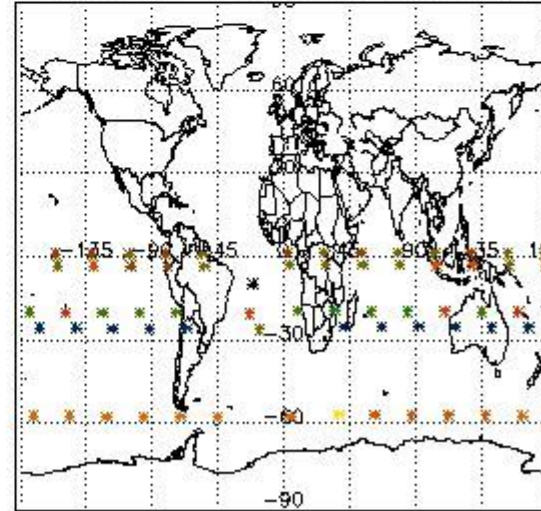
Percentage of flagged data per H2O profile



Percentage of flagged data per NO2 profile



Percentage of flagged data per NO3 profile

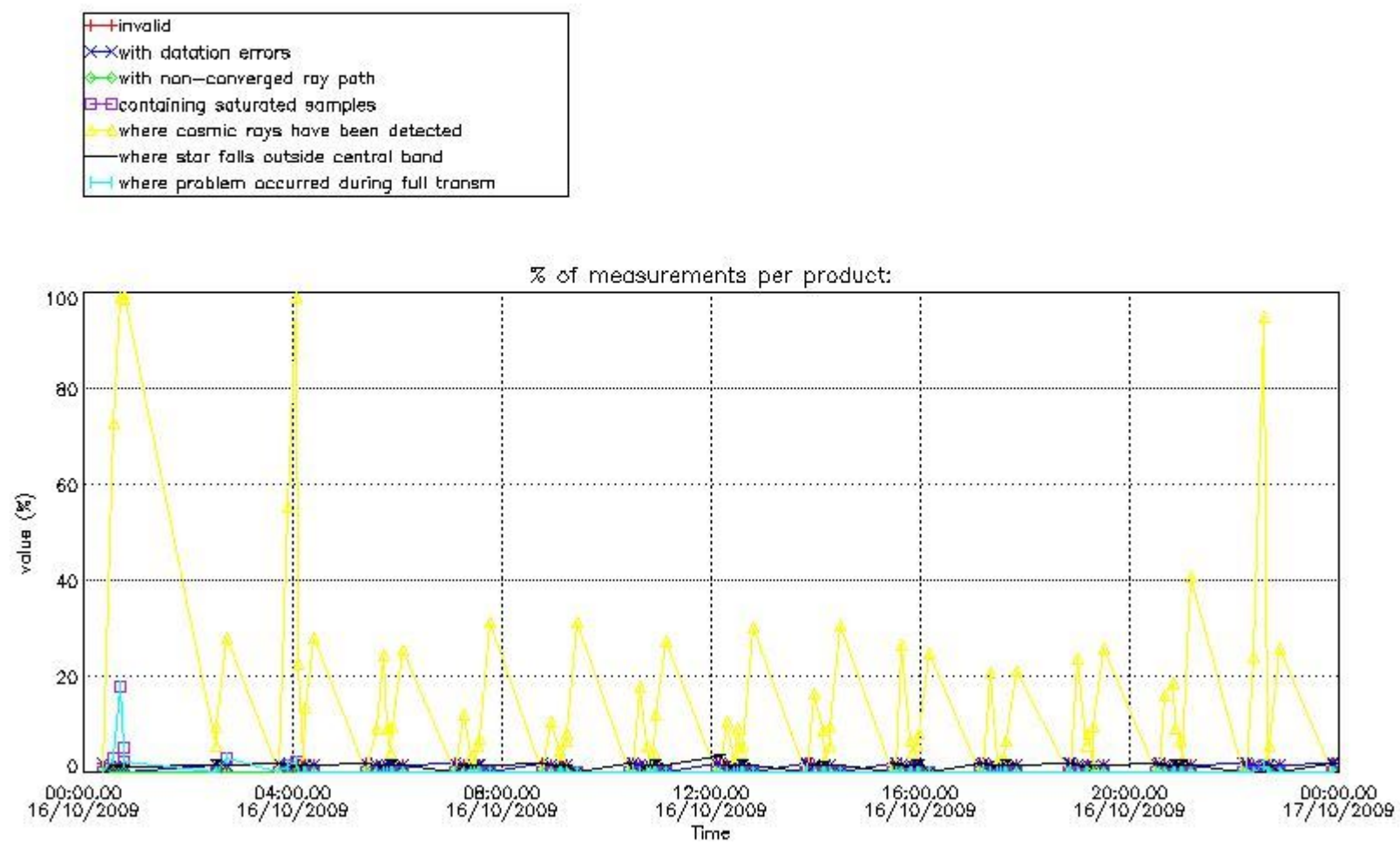


4. Level 1 quality information per product

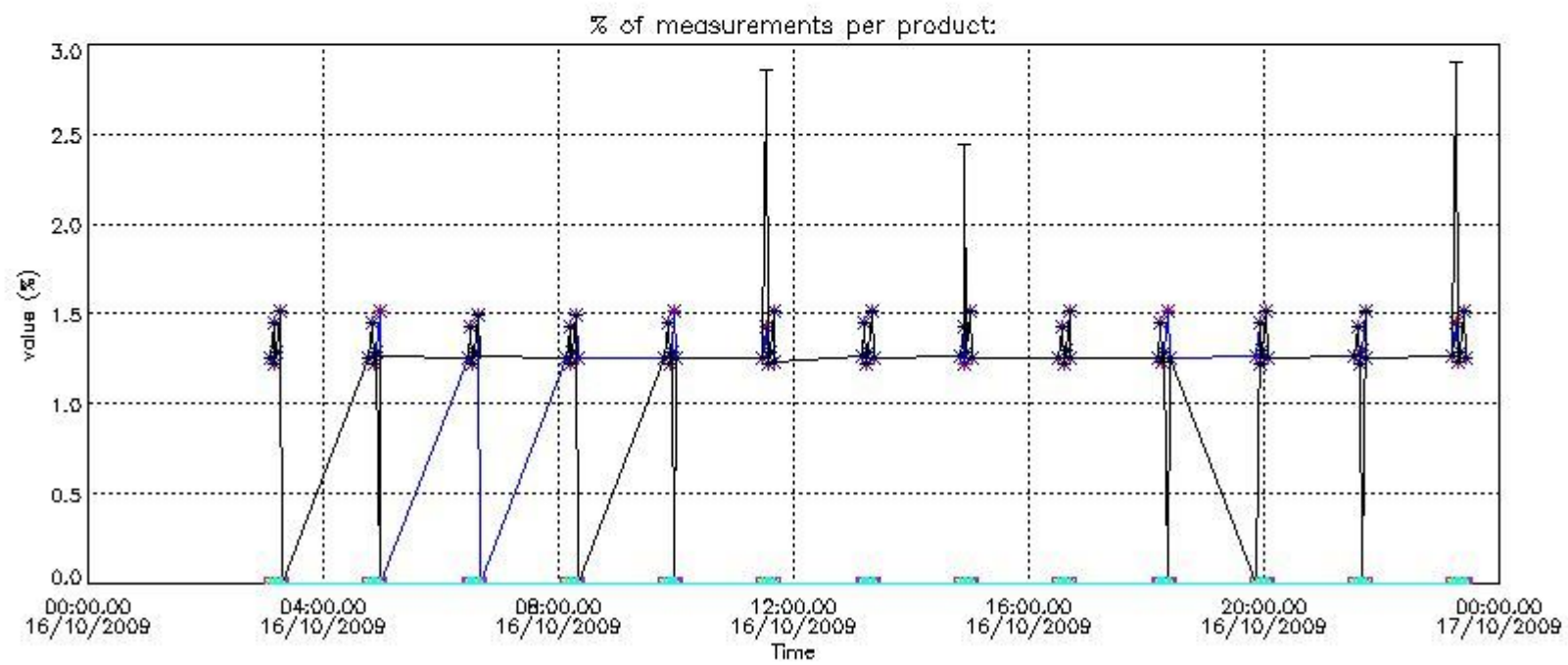
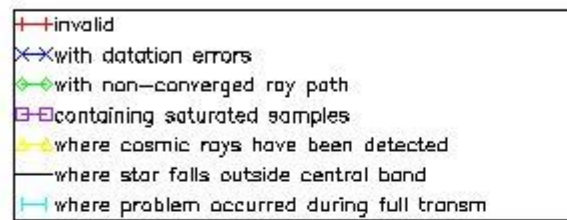
In this section it is plotted some information contained in the Quality Summary data set of the level 2 products that comes from the level 1b processing. Products without errors (error flag in the MPH set to "0") are used.

4.1 Plot quality information per product (time dependant) coming from level 1b processing

4.1.1 Plot level 1 quality information per product (time dependant): ENVISAT ASCENDING passes



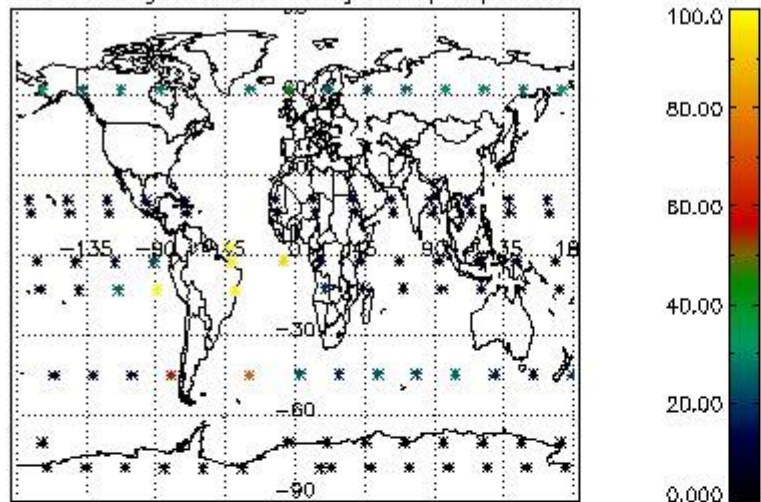
4.1.2 Plot level 1 quality information per product (time dependant): ENVI SAT DESCENDING passes



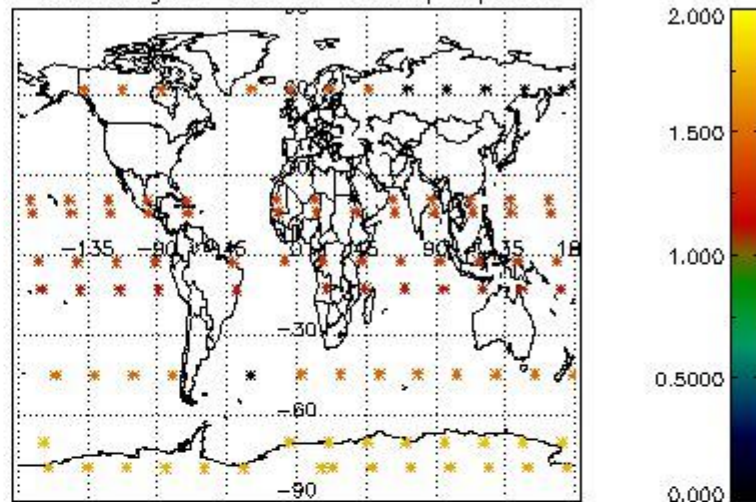
4.2 Plot quality information per product coming from level 1b processing (world map)

4.2.1 Plot level 1 quality information per product (world map): ENVISAT ASCENDING passes

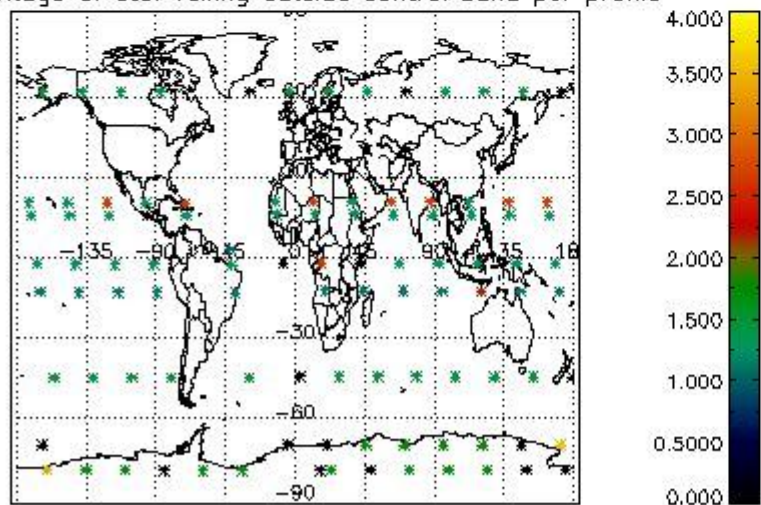
Percentage of cosmic ray hits per profile



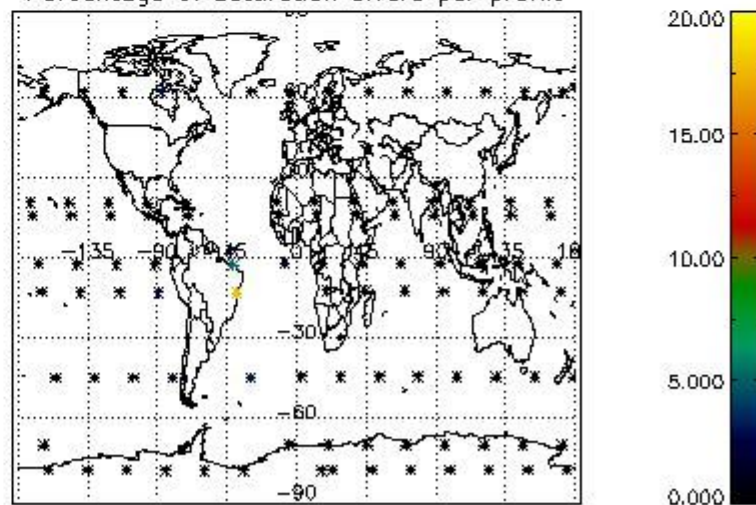
Percentage of datation errors per profile



Percentage of star falling outside central band per profile

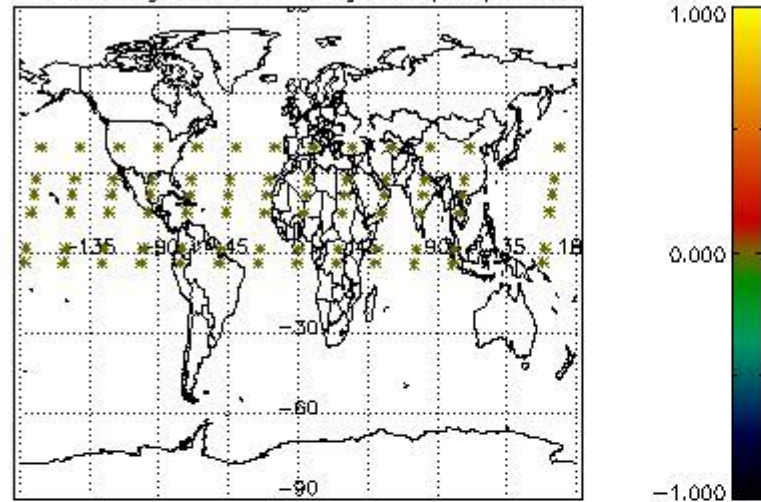


Percentage of saturation errors per profile

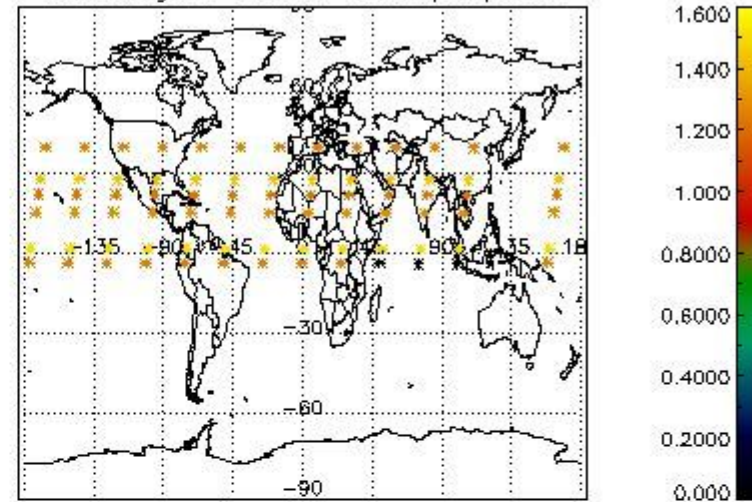


4.2.2 Plot level 1 quality information per product (world map): ENVISAT DESCENDING passes

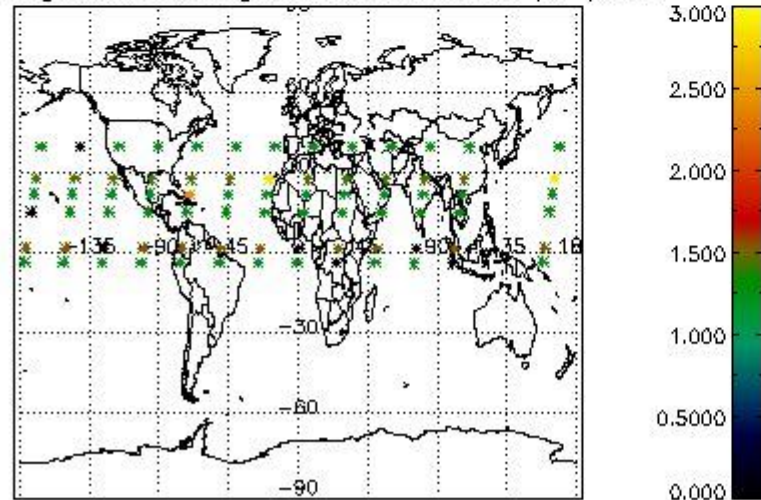
Percentage of cosmic ray hits per profile



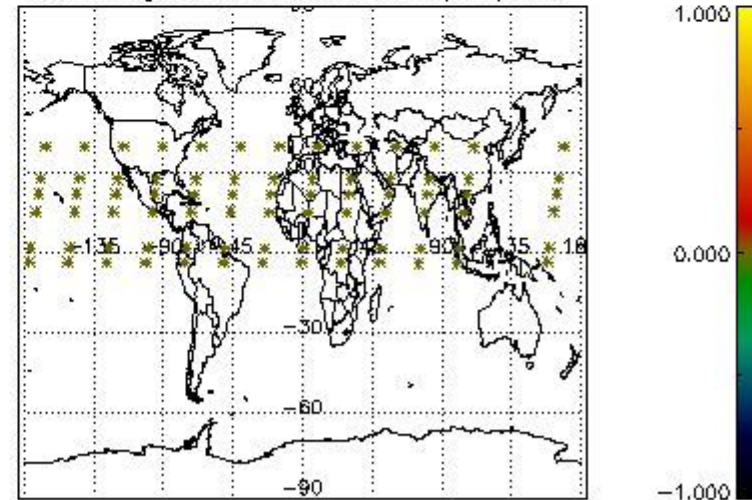
Percentage of datation errors per profile



Percentage of star falling outside central band per profile



Percentage of saturation errors per profile



5. Trace gas profiles

5.1 Ozone statistics based on quality of products

The final quality of the products can be "measured" using the STD (Standard Deviation) attached to every point profile. This information is written to the parameter GOM_NL__2P/NL_LOCAL_SPECIES_DENSITY/o3_std of the level 2 products. The table below shows the statistics for given STD ranges.

The statistics are given with respect to the overall valid production:

- Products without fatal errors: GOM_NL__2P/MPH/PRODUCT_ERR=0
- Valid point profile: GOM_NL__2P/NL_LOCAL_SPECIES_DENSITY/pcd(0)=0

The 'Criteria' is applied to valid points of dark limb products:

- Products in dark limb illumination condition: GOM_NL__2P/NL_SUMMARY_QUALITY/obs_ill_cond=0
- Products without fatal errors: GOM_NL__2P/MPH/PRODUCT_ERR=0
- Valid point profile: GOM_NL__2P/NL_LOCAL_SPECIES_DENSITY/pcd(0)=0

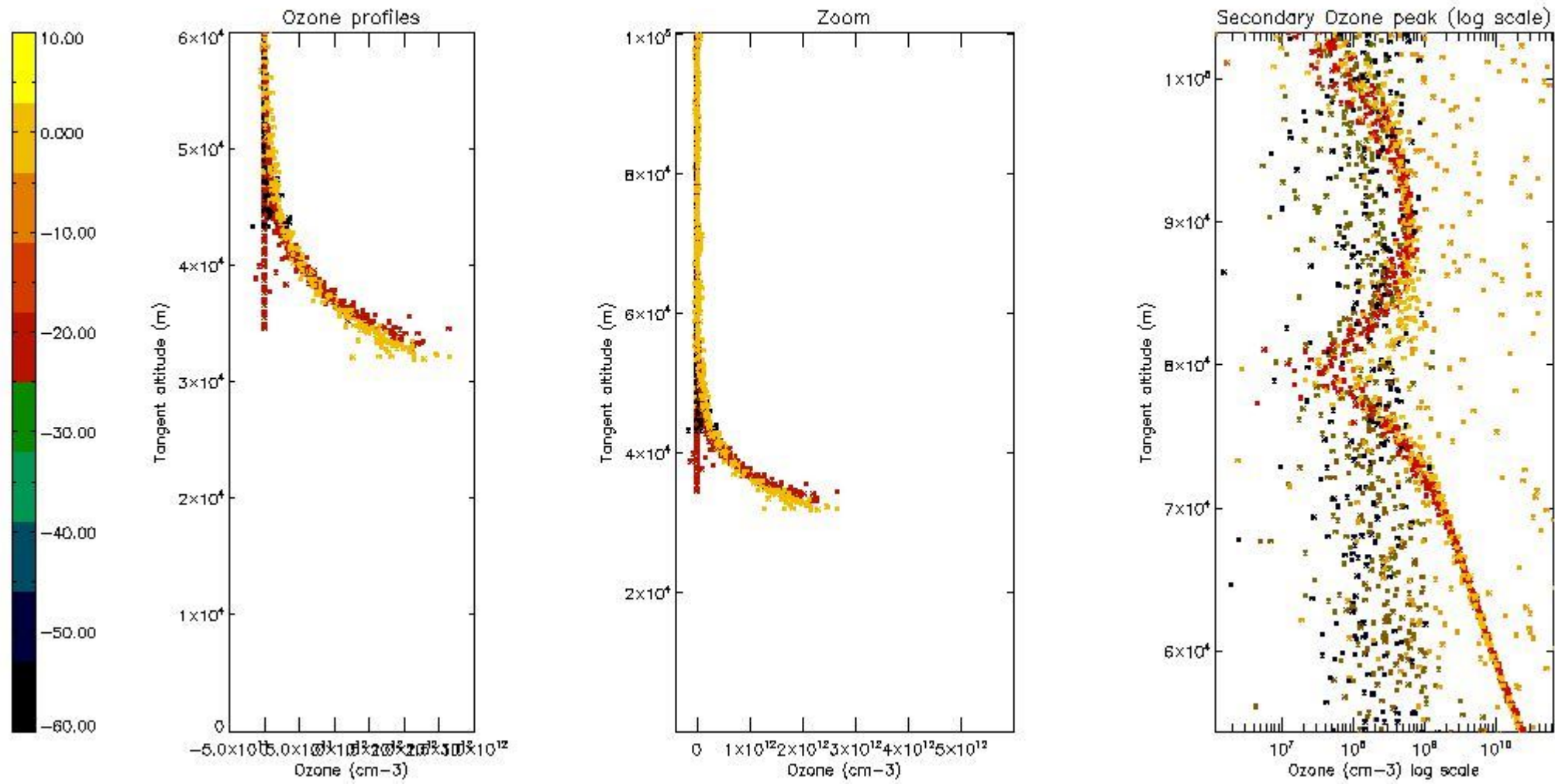
So, the table below shows the percentage of dark limb and valid observations for each criteria with respect to the overall valid daily observations.

Criteria	% of total production
All STD	38
STD < 20	13

STD < 10	11
STD < 5	8

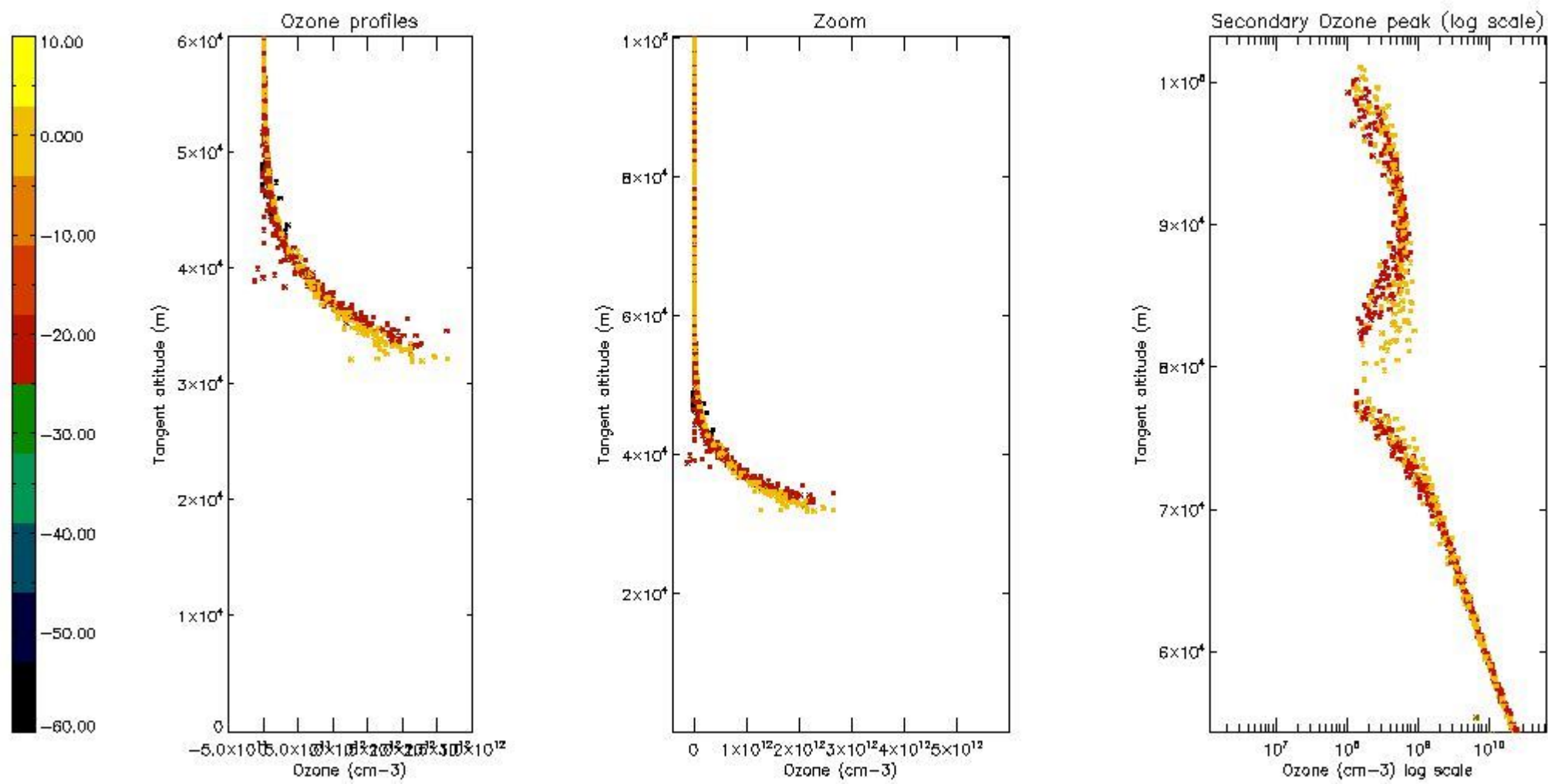
5.2 Plot ozone profiles for all STD (dark without errors)

The colorbar represents the latitude.



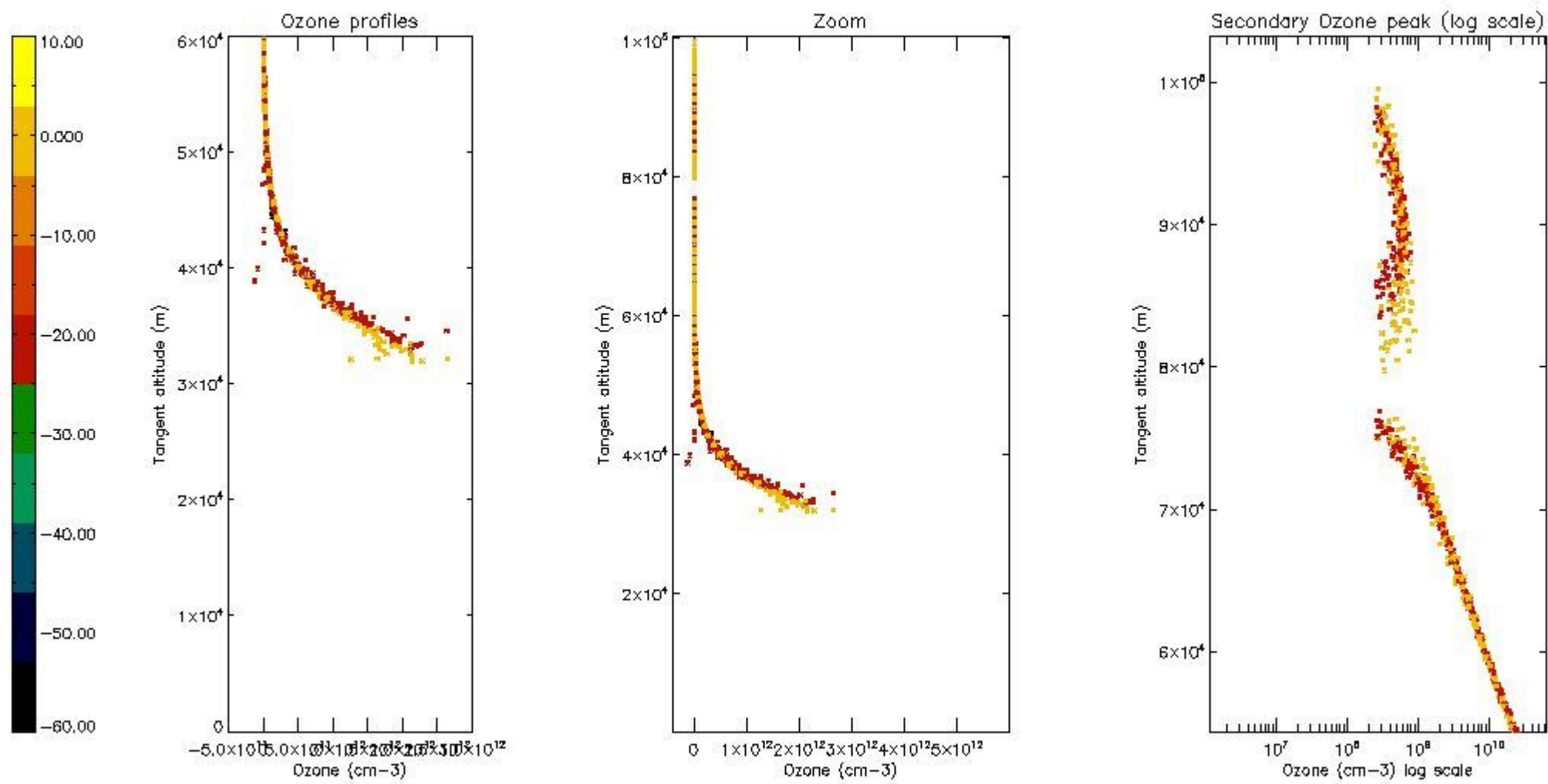
5.3 Plot ozone profiles where STD < 20% (dark without errors)

The colorbar represents the latitude.



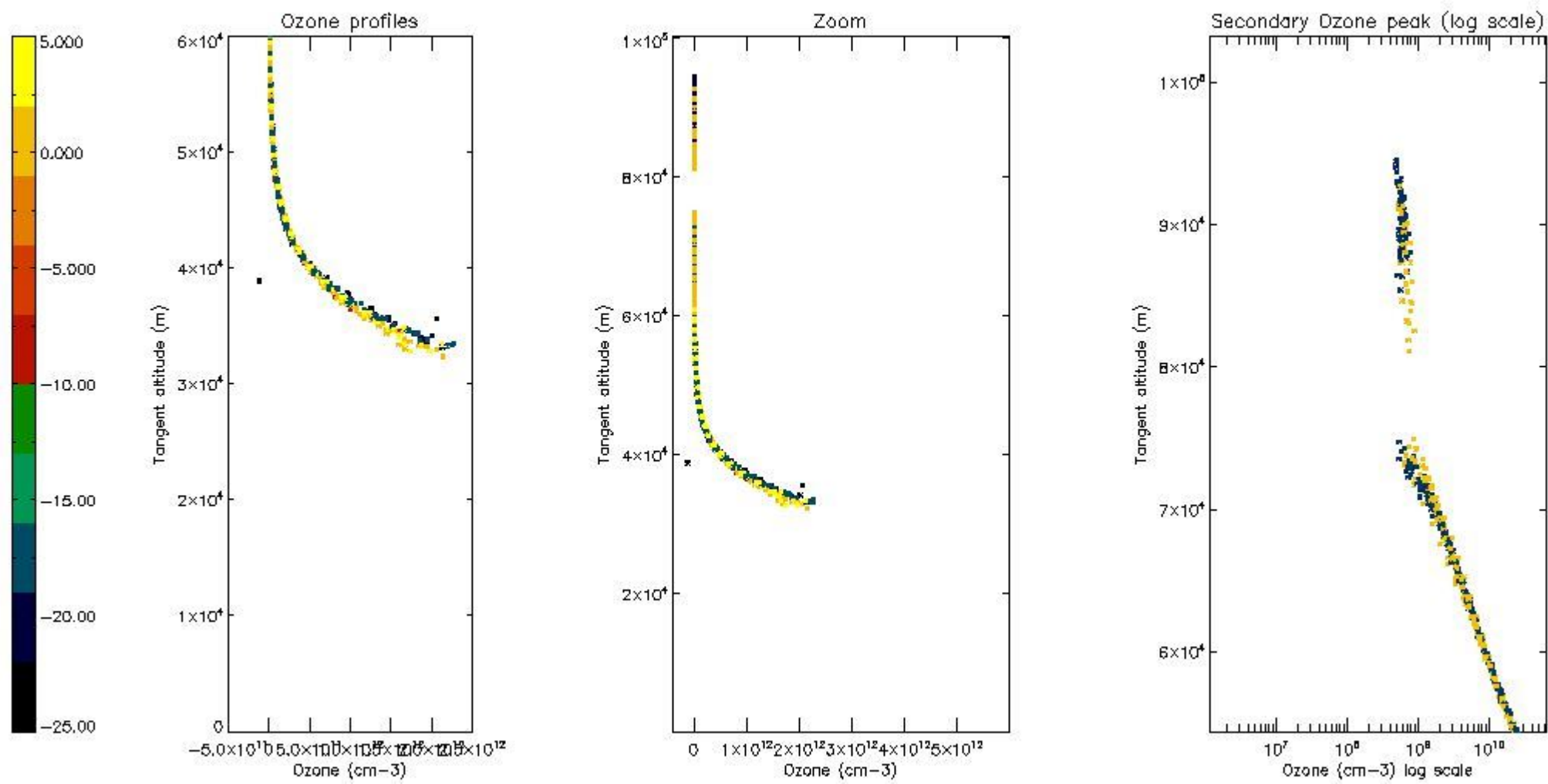
5.4 Plot ozone profiles where STD < 10% (dark without errors)

The colorbar represents the latitude.



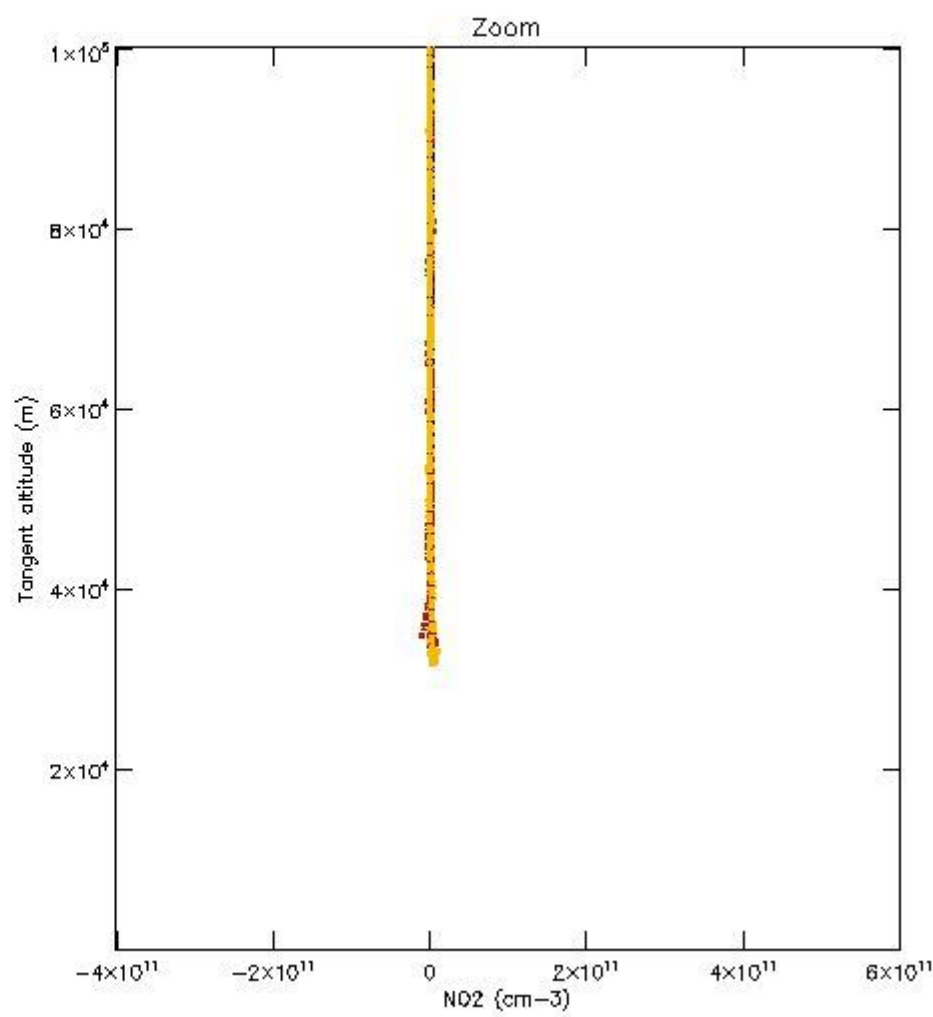
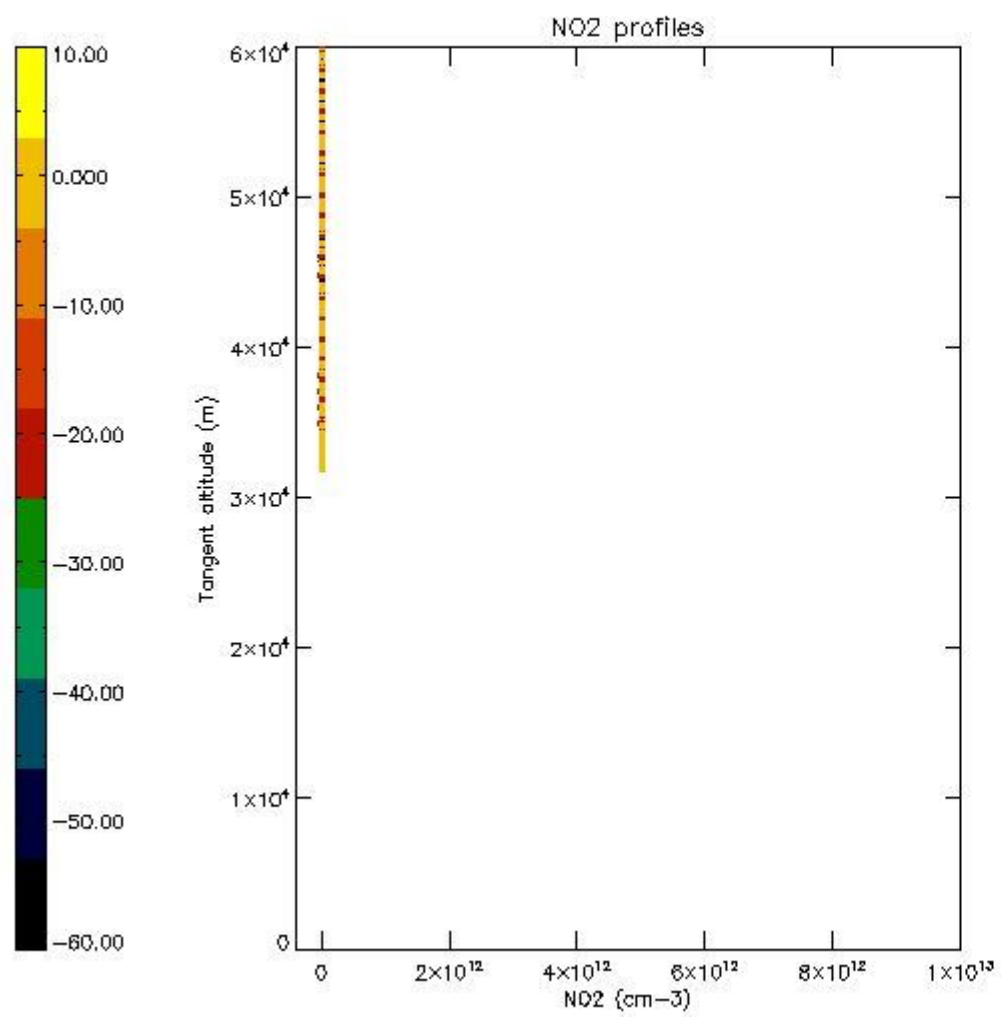
5.5 Plot ozone profiles where STD < 5% (dark without errors)

The colorbar represents the latitude.



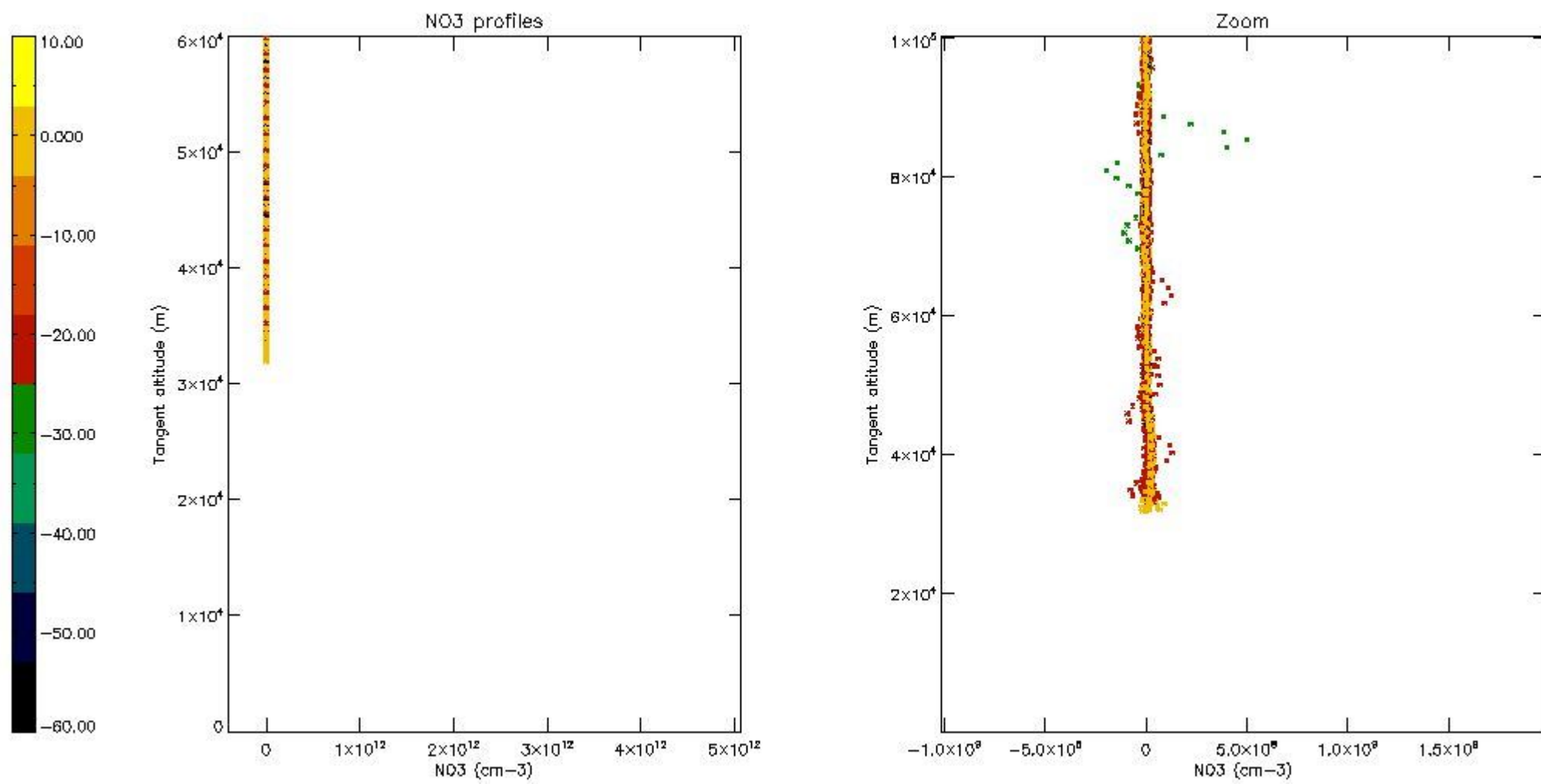
5.6 Plot NO₂ profiles for all STD (dark without errors)

The colorbar represents the latitude.



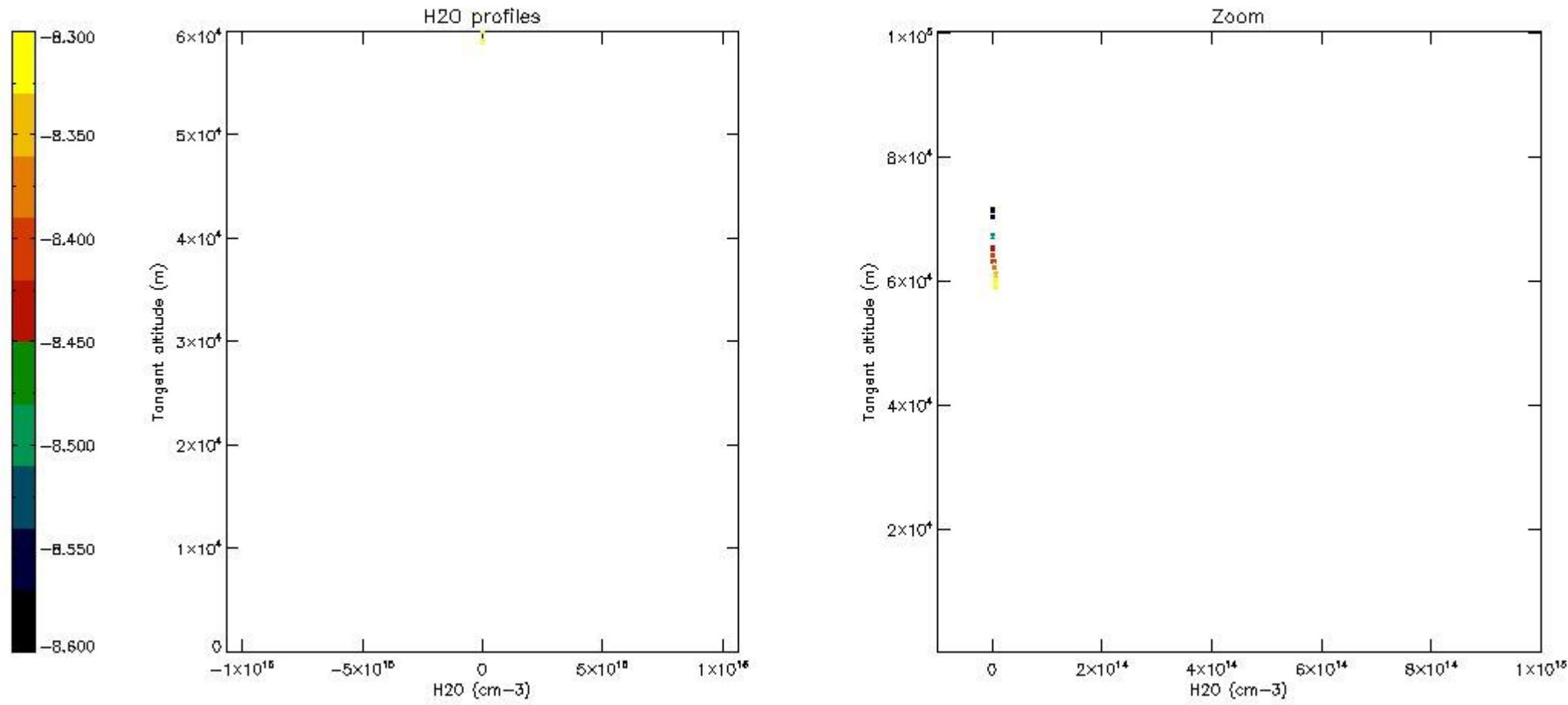
5.7 Plot NO3 profiles for all STD (dark without errors)

The colorbar represents the latitude.



5.8 Plot H2O profiles for all STD (only for occultations of stars 1,2,3,4,13,14,16,26,63 dark without errors)

The colorbar represents the latitude.



6. Auxiliary Data Files used for the production reported in section 2

The number reported in the third column indicates since which file (see list in section 2) the corresponding auxiliary file has been used. The fourth column is the date of those product files.

Type	Auxiliary Filename	Used since product	Used since product date
INST_PHYS_CHARACTERISTICS	GOM_INS_AXVIEC20091111_143220_20030716_120000_20500101_000000	1	16-OCT-2009 00:22:46
LEVEL-2_PROC_CONFIG	GOM_PR2_AXVIEC20091111_152718_20020301_000000_20500101_000000	1	16-OCT-2009 00:22:46
CROSS_SECTIONS_FILE	GOM_CRS_AXVIEC20091111_154832_20020301_000000_20500101_000000	1	16-OCT-2009 00:22:46

GOMOS Level 2 Daily Report

SUMMARY

[1. General Info](#)

[2. Summary of processed GOM_NL_2P products](#)

[3. Level 2 Quality information per product](#)

[3.1 Plot of level 2 quality information per product \(time dependant\)](#)

[3.2 Plot of level 2 quality information per product \(world map\)](#)

[4. Level 1 Quality information per product \(stored on level 2 products\)](#)

[4.1 Plot of level 1 quality information per product \(time dependant\)](#)

[4.1.1 Plot of level 1 quality information per product \(time dependant\): ASCENDING](#)

[4.1.2 Plot of level 1 quality information per product \(time dependant\): DESCENDING](#)

[4.2 Plot of level 1 quality information per product \(world map\)](#)

[4.2.1 Plot of level 1 quality information per product \(world map\): ASCENDING](#)

[4.2.2 Plot of level 1 quality information per product \(world map\): DESCENDING](#)

[5. Ozone profiles based on quality statistics and other trace gas profiles](#)

[5.1 Ozone statistics based on quality of products](#)

[5.2 Plot ozone profiles for all STD \(dark without errors\)](#)

[5.3 Plot ozone profiles where STD < 20% \(dark without errors\)](#)

[5.4. Plot ozone profiles where STD < 10% \(dark without errors\)](#)

[5.5. Plot ozone profiles where STD < 5% \(dark without errors\)](#)

[5.6 Plot NO2 profiles for all STD \(dark without errors\)](#)

[5.7 Plot NO3 profiles for all STD \(dark without errors\)](#)

[5.8 Plot H2O profiles \(only for occultations of stars 1,2,3,4,13,14,16,26,63 dark without errors\) for all STD](#)

[6. Auxiliary Data Files used for the production reported in section 2](#)

This report presents the daily analysis on parameters extracted from GOMOS level 2 data (GOM_NL__2P). It is intended to monitor some important parameters that will impact the quality of these products. A list of level 2 products (and content) that have arrived during the reporting day to the PCF is also given.

Item	Value
Time of report generation	26APR2013 13:18:27
Data source version	GOMOS/6.01
Start time of products	16-10-2009 (16OCT2009 00:00:00)
Stop time of products	17-10-2009 (17OCT2009 00:00:00)
Store outputs in DB	Yes
Nb of level 2 prods	179
Nb of prods with errors	0

2. Summary of processed GOM_NL__2P products.

Nr	Filename	UTC Start time	Limb	Duration	Star Id	Star Name	Star Mag	Star Temp	Nb Meas	Orbit	Prod. error
1	GOM_NL__2PRFIN20091016_002246_000000292083_00245_39878_3937.N1	16-OCT-2009 00:22:46	Twilight	29.000	166	17Eps Leo	2.9800	6000.0	58	39878	No
2	GOM_NL__2PRFIN20091016_003326_000000332083_00245_39878_3938.N1	16-OCT-2009 00:33:26	Dark	33.000	48	30Alp Hya	1.9770	4100.0	66	39878	No
3	GOM_NL__2PRFIN20091016_004223_000000452083_00245_39878_3939.N1	16-OCT-2009 00:42:23	Dark	45.000	132	15Rho Pup	2.8030	6900.0	90	39878	No
4	GOM_NL__2PRFIN20091016_004520_000000382083_00245_39878_3940.N1	16-OCT-2009 00:45:20	Dark	38.000	70	Zet Pup	2.2460	39000.0	76	39878	No
5	GOM_NL__2PRFIN20091016_004653_000000502083_00246_39879_3939.N1	16-OCT-2009 00:46:53	Dark	49.500	88	31Eta CMa	2.4480	20000.0	99	39879	No
6	GOM_NL__2PRFIN20091016_023103_000000382083_00247_39880_3950.N1	16-OCT-2009 02:31:03	Dark	37.500	161	Tau Pup	2.9310	4500.0	75	39880	No
7	GOM_NL__2PRFIN20091016_023224_000000382083_00247_39880_3951.N1	16-OCT-2009 02:32:24	Dark	37.500	2	Alp Car	-0.73600	7000.0	75	39880	No
8	GOM_NL__2PRFIN20091016_024410_000000362083_00247_39880_3952.N1	16-OCT-2009 02:44:10	Straylight	35.500	157	The1Eri	2.9060	9300.0	71	39880	No
9	GOM_NL__2PRFIN20091016_030550_000000402083_00247_39880_3953.N1	16-OCT-2009 03:05:50	Bright	40.000	105	6Bet Ari	2.6450	8900.0	80	39880	No
10	GOM_NL__2PRFIN20091016_030916_000000352083_00247_39880_3954.N1	16-OCT-2009 03:09:16	Bright	34.500	53	43Bet And	2.0480	3300.0	69	39880	No
11	GOM_NL__2PRFIN20091016_031052_000000412083_00247_39880_3955.N1	16-OCT-2009 03:10:52	Bright	41.000	173	4Bet Tri	3.0040	8900.0	82	39880	No
12	GOM_NL__2PRFIN20091016_031244_000000392083_00247_39880_3956.N1	16-OCT-2009 03:12:44	Bright	39.000	73	57Gam1And	2.2600	13100.0	78	39880	No
13	GOM_NL__2PRFIN20091016_031629_000000332083_00247_39880_3957.N1	16-OCT-2009 03:16:29	Bright	33.000	110	37Del Cas	2.6780	8900.0	66	39880	No
14	GOM_NL__2PRFIN20091016_031802_000000402083_00247_39880_3958.N1	16-OCT-2009 03:18:02	Bright	39.500	160	23Gam Per	2.9300	4700.0	79	39880	No
15	GOM_NL__2PRFIN20091016_034358_000000302083_00247_39880_3959.N1	16-OCT-2009 03:43:58	Twilight	29.500	166	17Eps Leo	2.9800	6000.0	59	39880	No
16	GOM_NL__2PRFIN20091016_035440_000000342083_00247_39880_3960.N1	16-OCT-2009 03:54:40	Dark	33.500	48	30Alp Hya	1.9770	4100.0	67	39880	No
17	GOM_NL__2PRFIN20091016_040337_000000452083_00247_39880_3961.N1	16-OCT-2009 04:03:37	Dark	44.500	132	15Rho Pup	2.8030	6900.0	89	39880	No
18	GOM_NL__2PRFIN20091016_040634_000000382083_00247_39880_3962.N1	16-OCT-2009 04:06:34	Dark	38.000	70	Zet Pup	2.2460	39000.0	76	39880	No
19	GOM_NL__2PRFIN20091016_041140_000000372083_00248_39881_3961.N1	16-OCT-2009 04:11:40	Dark	37.000	161	Tau Pup	2.9310	4500.0	74	39881	No
20	GOM_NL__2PRFIN20091016_041301_000000372083_00248_39881_3962.N1	16-OCT-2009 04:13:01	Dark	37.000	2	Alp Car	-0.73600	7000.0	74	39881	No
21	GOM_NL__2PRFIN20091016_042446_000000362083_00248_39881_3963.N1	16-OCT-2009 04:24:46	Straylight	35.500	157	The1Eri	2.9060	9300.0	71	39881	No
22	GOM_NL__2PRFIN20091016_044626_000000402083_00248_39881_3964.N1	16-OCT-2009 04:46:26	Bright	40.000	105	6Bet Ari	2.6450	8900.0	80	39881	No
23	GOM_NL__2PRFIN20091016_044952_000000352083_00248_39881_3965.N1	16-OCT-2009 04:49:52	Bright	34.500	53	43Bet And	2.0480	3300.0	69	39881	No
24	GOM_NL__2PRFIN20091016_045128_000000412083_00248_39881_3966.N1	16-OCT-2009 04:51:28	Bright	41.000	173	4Bet Tri	3.0040	8900.0	82	39881	No
25	GOM_NL__2PRFIN20091016_045320_000000392083_00248_39881_3967.N1	16-OCT-2009 04:53:20	Bright	39.000	73	57Gam1And	2.2600	13100.0	78	39881	No
26	GOM_NL__2PRFIN20091016_045704_000000332083_00248_39881_3968.N1	16-OCT-2009 04:57:04	Bright	33.000	110	37Del Cas	2.6780	8900.0	66	39881	No
27	GOM_NL__2PRFIN20091016_045837_000000402083_00248_39881_3969.N1	16-OCT-2009 04:58:37	Bright	39.500	160	23Gam Per	2.9300	4700.0	79	39881	No
28	GOM_NL__2PRFIN20091016_052434_000000302083_00248_39881_3970.N1	16-OCT-2009 05:24:34	Twilight	29.500	166	17Eps Leo	2.9800	6000.0	59	39881	No
29	GOM_NL__2PRFIN20091016_053517_000000342083_00248_39881_3971.N1	16-OCT-2009 05:35:17	Dark	33.500	48	30Alp Hya	1.9770	4100.0	67	39881	No
30	GOM_NL__2PRFIN20091016_054415_000000452083_00248_39881_3972.N1	16-OCT-2009 05:44:15	Dark	45.000	132	15Rho Pup	2.8030	6900.0	90	39881	No
31	GOM_NL__2PRFIN20091016_054711_000000382083_00248_39881_3973.N1	16-OCT-2009 05:47:11	Dark	38.000	70	Zet Pup	2.2460	39000.0	76	39881	No
32	GOM_NL__2PRFIN20091016_055217_000000372083_00249_39882_3974.N1	16-OCT-2009 05:52:17	Dark	37.000	161	Tau Pup	2.9310	4500.0	74	39882	No
33	GOM_NL__2PRFIN20091016_055337_000000382083_00249_39882_3975.N1	16-OCT-2009 05:53:37	Dark	37.500	2	Alp Car	-0.73600	7000.0	75	39882	No
34	GOM_NL__2PRFIN20091016_060522_000000362083_00249_39882_3976.N1	16-OCT-2009 06:05:22	Straylight	35.500	157	The1Eri	2.9060	9300.0	71	39882	No
35	GOM_NL__2PRFIN20091016_062701_000000402083_00249_39882_3977.N1	16-OCT-2009 06:27:01	Bright	40.000	105	6Bet Ari	2.6450	8900.0	80	39882	No
36	GOM_NL__2PRFIN20091016_063027_000000352083_00249_39882_3978.N1	16-OCT-2009 06:30:27	Bright	35.000	53	43Bet And	2.0480	3300.0	70	39882	No
37	GOM_NL__2PRFIN20091016_063203_000000412083_00249_39882_3979.N1	16-OCT-2009 06:32:03	Bright	41.000	173	4Bet Tri	3.0040	8900.0	82	39882	No
38	GOM_NL__2PRFIN20091016_063355_000000392083_00249_39882_3980.N1	16-OCT-2009 06:33:55	Bright	39.000	73	57Gam1And	2.2600	13100.0	78	39882	No
39	GOM_NL__2PRFIN20091016_063740_000000342083_00249_39882_3981.N1	16-OCT-2009 06:37:40	Bright	33.500	110	37Del Cas	2.6780	8900.0	67	39882	No
40	GOM_NL__2PRFIN20091016_063912_000000402083_00249_39882_3982.N1	16-OCT-2009 06:39:12	Bright	39.500	160	23Gam Per	2.9300	4700.0	79	39882	No
41	GOM_NL__2PRFIN20091016_070511_000000292083_00249_39882_3983.N1	16-OCT-2009 07:05:11	Twilight	29.000	166	17Eps Leo	2.9800	6000.0	58	39882	No
42	GOM_NL__2PRFIN20091016_071554_000000342083_00249_39882_3984.N1	16-OCT-2009 07:15:54	Dark	33.500	48	30Alp Hya	1.9770	4100.0	67	39882	No

43	GOM_NL__2PRFIN20091016_072452_000000452083_00249_39882_3985.N1	16-OCT-2009 07:24:52	Dark	45.000	132	15Rho Pup	2.8030	6900.0	90	39882	No
44	GOM_NL__2PRFIN20091016_072748_000000382083_00249_39882_3986.N1	16-OCT-2009 07:27:48	Dark	38.000	70	Zet Pup	2.2460	39000.	76	39882	No
45	GOM_NL__2PRFIN20091016_073254_000000382083_00250_39883_3988.N1	16-OCT-2009 07:32:54	Dark	37.500	161	Tau Pup	2.9310	4500.0	75	39883	No
46	GOM_NL__2PRFIN20091016_073414_000000372083_00250_39883_3989.N1	16-OCT-2009 07:34:14	Dark	37.000	2	Alp Car	-0.73600	7000.0	74	39883	No
47	GOM_NL__2PRFIN20091016_074559_000000352083_00250_39883_3990.N1	16-OCT-2009 07:45:59	Straylight	35.000	157	The1Eri	2.9060	9300.0	70	39883	No
48	GOM_NL__2PRFIN20091016_080737_000000402083_00250_39883_3991.N1	16-OCT-2009 08:07:37	Bright	40.000	105	6Bet Ari	2.6450	8900.0	80	39883	No
49	GOM_NL__2PRFIN20091016_081103_000000352083_00250_39883_3992.N1	16-OCT-2009 08:11:03	Bright	35.000	53	43Bet And	2.0480	3300.0	70	39883	No
50	GOM_NL__2PRFIN20091016_081238_000000412083_00250_39883_3993.N1	16-OCT-2009 08:12:38	Bright	41.000	173	4Bet Tri	3.0040	8900.0	82	39883	No
51	GOM_NL__2PRFIN20091016_081430_000000392083_00250_39883_3994.N1	16-OCT-2009 08:14:30	Bright	39.000	73	57Gam1And	2.2600	13100.	78	39883	No
52	GOM_NL__2PRFIN20091016_081815_000000342083_00250_39883_3995.N1	16-OCT-2009 08:18:15	Bright	33.500	110	37Del Cas	2.6780	8900.0	67	39883	No
53	GOM_NL__2PRFIN20091016_081947_000000402083_00250_39883_3996.N1	16-OCT-2009 08:19:47	Bright	40.000	160	23Gam Per	2.9300	4700.0	80	39883	No
54	GOM_NL__2PRFIN20091016_084547_000000292083_00250_39883_3997.N1	16-OCT-2009 08:45:47	Tw_i_and_stray	29.000	166	17Eps Leo	2.9800	6000.0	58	39883	No
55	GOM_NL__2PRFIN20091016_085630_000000342083_00250_39883_3998.N1	16-OCT-2009 08:56:30	Dark	33.500	48	30Alp Hya	1.9770	4100.0	67	39883	No
56	GOM_NL__2PRFIN20091016_090529_000000452083_00250_39883_3999.N1	16-OCT-2009 09:05:29	Dark	45.000	132	15Rho Pup	2.8030	6900.0	90	39883	No
57	GOM_NL__2PRFIN20091016_090825_000000392083_00250_39883_4000.N1	16-OCT-2009 09:08:25	Dark	38.500	70	Zet Pup	2.2460	39000.	77	39883	No
58	GOM_NL__2PRFIN20091016_091331_000000382083_00251_39884_4074.N1	16-OCT-2009 09:13:31	Dark	37.500	161	Tau Pup	2.9310	4500.0	75	39884	No
59	GOM_NL__2PRFIN20091016_091451_000000372083_00251_39884_4075.N1	16-OCT-2009 09:14:51	Dark	37.000	2	Alp Car	-0.73600	7000.0	74	39884	No
60	GOM_NL__2PRFIN20091016_092635_000000352083_00251_39884_4076.N1	16-OCT-2009 09:26:35	Straylight	35.000	157	The1Eri	2.9060	9300.0	70	39884	No
61	GOM_NL__2PRFIN20091016_094812_000000402083_00251_39884_4077.N1	16-OCT-2009 09:48:12	Bright	40.000	105	6Bet Ari	2.6450	8900.0	80	39884	No
62	GOM_NL__2PRFIN20091016_095138_000000352083_00251_39884_4078.N1	16-OCT-2009 09:51:38	Bright	34.500	53	43Bet And	2.0480	3300.0	69	39884	No
63	GOM_NL__2PRFIN20091016_095313_000000412083_00251_39884_4079.N1	16-OCT-2009 09:53:13	Bright	41.000	173	4Bet Tri	3.0040	8900.0	82	39884	No
64	GOM_NL__2PRFIN20091016_095506_000000392083_00251_39884_4080.N1	16-OCT-2009 09:55:06	Bright	39.000	73	57Gam1And	2.2600	13100.	78	39884	No
65	GOM_NL__2PRFIN20091016_095851_000000332083_00251_39884_4081.N1	16-OCT-2009 09:58:51	Bright	33.000	110	37Del Cas	2.6780	8900.0	66	39884	No
66	GOM_NL__2PRFIN20091016_100022_000000402083_00251_39884_4082.N1	16-OCT-2009 10:00:22	Bright	40.000	160	23Gam Per	2.9300	4700.0	80	39884	No
67	GOM_NL__2PRFIN20091016_102623_000000302083_00251_39884_4083.N1	16-OCT-2009 10:26:23	Tw_i_and_stray	29.500	166	17Eps Leo	2.9800	6000.0	59	39884	No
68	GOM_NL__2PRFIN20091016_102940_000000282083_00251_39884_4084.N1	16-OCT-2009 10:29:40	Bright	28.000	22	32Alp Leo	1.3600	15200.	56	39884	No
69	GOM_NL__2PRFIN20091016_103706_000000342083_00251_39884_4085.N1	16-OCT-2009 10:37:06	Dark	33.500	48	30Alp Hya	1.9770	4100.0	67	39884	No
70	GOM_NL__2PRFIN20091016_104607_000000452083_00251_39884_4086.N1	16-OCT-2009 10:46:07	Dark	45.000	132	15Rho Pup	2.8030	6900.0	90	39884	No
71	GOM_NL__2PRFIN20091016_104902_000000382083_00251_39884_4087.N1	16-OCT-2009 10:49:02	Dark	38.000	70	Zet Pup	2.2460	39000.	76	39884	No
72	GOM_NL__2PRFIN20091016_105408_000000382083_00252_39885_4089.N1	16-OCT-2009 10:54:08	Dark	37.500	161	Tau Pup	2.9310	4500.0	75	39885	No
73	GOM_NL__2PRFIN20091016_105528_000000382083_00252_39885_4090.N1	16-OCT-2009 10:55:28	Dark	37.500	2	Alp Car	-0.73600	7000.0	75	39885	No
74	GOM_NL__2PRFIN20091016_110712_000000352083_00252_39885_4091.N1	16-OCT-2009 11:07:12	Straylight	35.000	157	The1Eri	2.9060	9300.0	70	39885	No
75	GOM_NL__2PRFIN20091016_112847_000000402083_00252_39885_4092.N1	16-OCT-2009 11:28:47	Bright	40.000	105	6Bet Ari	2.6450	8900.0	80	39885	No
76	GOM_NL__2PRFIN20091016_113214_000000352083_00252_39885_4093.N1	16-OCT-2009 11:32:14	Bright	35.000	53	43Bet And	2.0480	3300.0	70	39885	No
77	GOM_NL__2PRFIN20091016_113349_000000412083_00252_39885_4094.N1	16-OCT-2009 11:33:49	Bright	41.000	173	4Bet Tri	3.0040	8900.0	82	39885	No
78	GOM_NL__2PRFIN20091016_113541_000000392083_00252_39885_4095.N1	16-OCT-2009 11:35:41	Bright	39.000	73	57Gam1And	2.2600	13100.	78	39885	No
79	GOM_NL__2PRFIN20091016_113927_000000332083_00252_39885_4096.N1	16-OCT-2009 11:39:27	Bright	33.000	110	37Del Cas	2.6780	8900.0	66	39885	No
80	GOM_NL__2PRFIN20091016_114057_000000412083_00252_39885_4097.N1	16-OCT-2009 11:40:57	Bright	40.500	160	23Gam Per	2.9300	4700.0	81	39885	No
81	GOM_NL__2PRFIN20091016_120659_000000302083_00252_39885_4098.N1	16-OCT-2009 12:06:59	Tw_i_and_stray	29.500	166	17Eps Leo	2.9800	6000.0	59	39885	No
82	GOM_NL__2PRFIN20091016_121017_000000282083_00252_39885_4099.N1	16-OCT-2009 12:10:17	Bright	28.000	22	32Alp Leo	1.3600	15200.	56	39885	No
83	GOM_NL__2PRFIN20091016_121743_000000342083_00252_39885_4100.N1	16-OCT-2009 12:17:43	Dark	33.500	48	30Alp Hya	1.9770	4100.0	67	39885	No
84	GOM_NL__2PRFIN20091016_122644_000000452083_00252_39885_4101.N1	16-OCT-2009 12:26:44	Dark	45.000	132	15Rho Pup	2.8030	6900.0	90	39885	No
85	GOM_NL__2PRFIN20091016_122938_000000392083_00252_39885_4102.N1	16-OCT-2009 12:29:38	Dark	38.500	70	Zet Pup	2.2460	39000.	77	39885	No
86	GOM_NL__2PRFIN20091016_123444_000000382083_00253_39886_4124.N1	16-OCT-2009 12:34:44	Dark	37.500	161	Tau Pup	2.9310	4500.0	75	39886	No
87	GOM_NL__2PRFIN20091016_123604_000000382083_00253_39886_4125.N1	16-OCT-2009 12:36:04	Dark	37.500	2	Alp Car	-0.73600	7000.0	75	39886	No
88	GOM_NL__2PRFIN20091016_124748_000000352083_00253_39886_4126.N1	16-OCT-2009 12:47:48	Straylight	35.000	157	The1Eri	2.9060	9300.0	70	39886	No
89	GOM_NL__2PRFIN20091016_130923_000000402083_00253_39886_4127.N1	16-OCT-2009 13:09:23	Bright	39.500	105	6Bet Ari	2.6450	8900.0	79	39886	No
90	GOM_NL__2PRFIN20091016_131249_000000352083_00253_39886_4128.N1	16-OCT-2009 13:12:49	Bright	34.500	53	43Bet And	2.0480	3300.0	69	39886	No
91	GOM_NL__2PRFIN20091016_131424_000000412083_00253_39886_4129.N1	16-OCT-2009 13:14:24	Bright	41.000	173	4Bet Tri	3.0040	8900.0	82	39886	No
92	GOM_NL__2PRFIN20091016_131616_000000392083_00253_39886_4130.N1	16-OCT-2009 13:16:16	Bright	39.000	73	57Gam1And	2.2600	13100.	78	39886	No
93	GOM_NL__2PRFIN20091016_132003_000000332083_00253_39886_4131.N1	16-OCT-2009 13:20:03	Bright	33.000	110	37Del Cas	2.6780	8900.0	66	39886	No
94	GOM_NL__2PRFIN20091016_132133_000000402083_00253_39886_4132.N1	16-OCT-2009 13:21:33	Bright	40.000	160	23Gam Per	2.9300	4700.0	80	39886	No
95	GOM_NL__2PRFIN20091016_134735_000000292083_00253_39886_4133.N1	16-OCT-2009 13:47:35	Tw_i_and_stray	29.000	166	17Eps Leo	2.9800	6000.0	58	39886	No
96	GOM_NL__2PRFIN20091016_135052_000000282083_00253_39886_4134.N1	16-OCT-2009 13:50:52	Tw_i_and_stray	28.000	22	32Alp Leo	1.3600	15200.	56	39886	No
97	GOM_NL__2PRFIN20091016_135820_000000342083_00253_39886_4135.N1	16-OCT-2009 13:58:20	Dark	33.500	48	30Alp Hya	1.9770	4100.0	67	39886	No
98	GOM_NL__2PRFIN20091016_140721_000000462083_00253_39886_4136.N1	16-OCT-2009 14:07:21	Dark	45.500	132	15Rho Pup	2.8030	6900.0	91	39886	No
99	GOM_NL__2PRFIN20091016_141015_000000382083_00253_39886_4137.N1	16-OCT-2009 14:10:15	Dark	38.000	70	Zet Pup	2.2460	39000.	76	39886	No
100	GOM_NL__2PRFIN20091016_141521_000000382083_00254_39887_4119.N1	16-OCT-2009 14:15:21	Dark	37.500	161	Tau Pup	2.9310	4500.0	75	39887	No
101	GOM_NL__2PRFIN20091016_141641_000000372083_00254_39887_4120.N1	16-OCT-2009 14:16:41	Dark	37.000	2	Alp Car	-0.73600	7000.0	74	39887	No

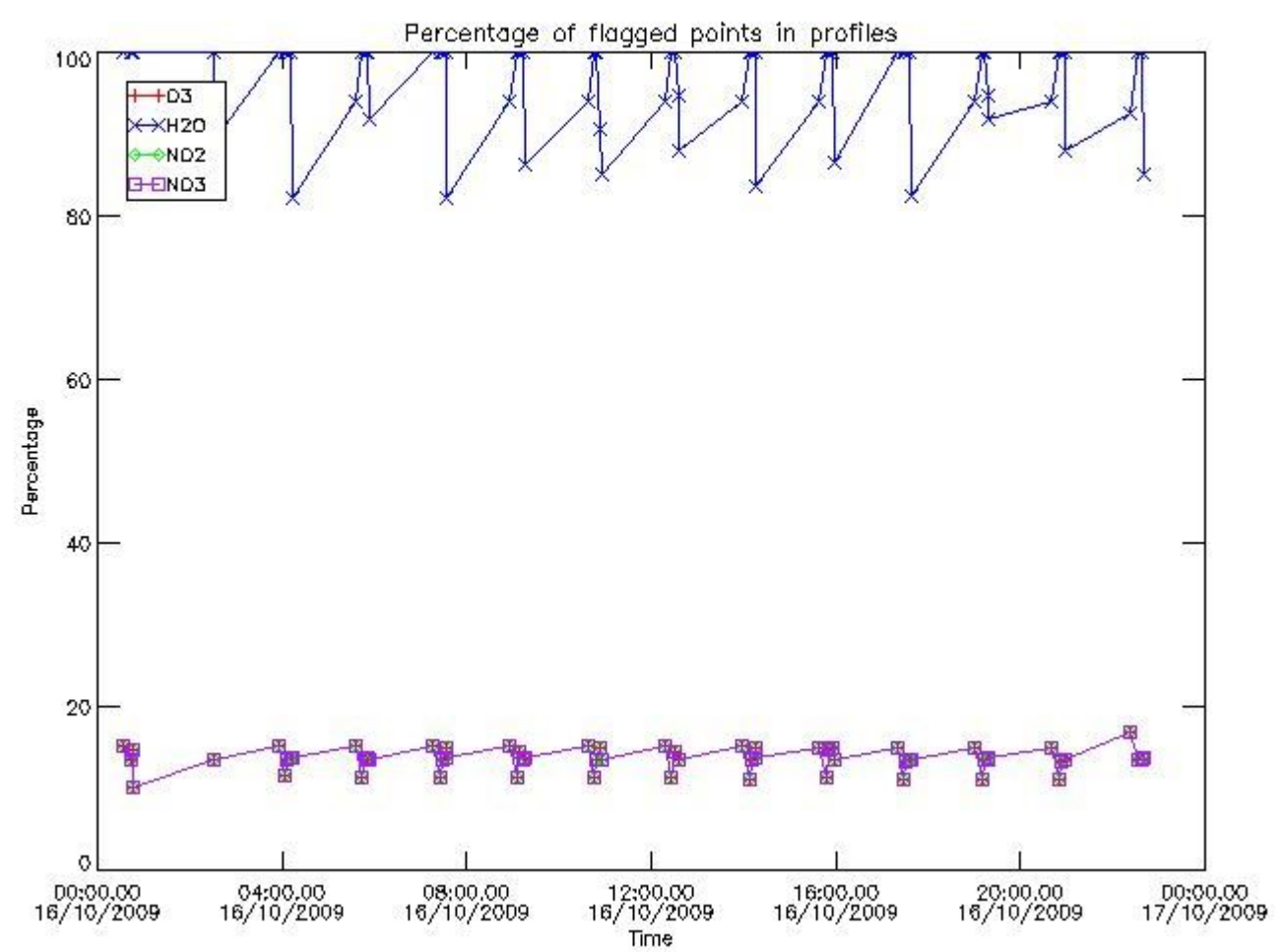
102	GOM_NL__2PRFIN20091016_142825_000000352083_00254_39887_4121.N1	16-OCT-2009 14:28:25	Straylight	34.500	157	The1Eri	2.9060	9300.0	69	39887	No
103	GOM_NL__2PRFIN20091016_144959_000000402083_00254_39887_4122.N1	16-OCT-2009 14:49:59	Bright	39.500	105	6Bet Ari	2.6450	8900.0	79	39887	No
104	GOM_NL__2PRFIN20091016_145325_000000352083_00254_39887_4123.N1	16-OCT-2009 14:53:25	Bright	35.000	53	43Bet And	2.0480	3300.0	70	39887	No
105	GOM_NL__2PRFIN20091016_145459_000000412083_00254_39887_4124.N1	16-OCT-2009 14:54:59	Bright	41.000	173	4Bet Tri	3.0040	8900.0	82	39887	No
106	GOM_NL__2PRFIN20091016_145651_000000392083_00254_39887_4125.N1	16-OCT-2009 14:56:51	Bright	39.000	73	57Gam1And	2.2600	13100.	78	39887	No
107	GOM_NL__2PRFIN20091016_150038_000000332083_00254_39887_4126.N1	16-OCT-2009 15:00:38	Bright	33.000	110	37Del Cas	2.6780	8900.0	66	39887	No
108	GOM_NL__2PRFIN20091016_150208_000000402083_00254_39887_4127.N1	16-OCT-2009 15:02:08	Bright	40.000	160	23Gam Per	2.9300	4700.0	80	39887	No
109	GOM_NL__2PRFIN20091016_152811_000000302083_00254_39887_4128.N1	16-OCT-2009 15:28:11	Tw_i_and_stray	29.500	166	17Eps Leo	2.9800	6000.0	59	39887	No
110	GOM_NL__2PRFIN20091016_153129_000000282083_00254_39887_4129.N1	16-OCT-2009 15:31:29	Bright	28.000	22	32Alp Leo	1.3600	15200.	56	39887	No
111	GOM_NL__2PRFIN20091016_153856_000000342083_00254_39887_4130.N1	16-OCT-2009 15:38:56	Dark	34.000	48	30Alp Hya	1.9770	4100.0	68	39887	No
112	GOM_NL__2PRFIN20091016_154758_000000452083_00254_39887_4131.N1	16-OCT-2009 15:47:58	Dark	45.000	132	15Rho Pup	2.8030	6900.0	90	39887	No
113	GOM_NL__2PRFIN20091016_155052_000000382083_00254_39887_4132.N1	16-OCT-2009 15:50:52	Dark	38.000	70	Zet Pup	2.2460	39000.	76	39887	No
114	GOM_NL__2PRFIN20091016_155558_000000382083_00255_39888_4136.N1	16-OCT-2009 15:55:58	Dark	37.500	161	Tau Pup	2.9310	4500.0	75	39888	No
115	GOM_NL__2PRFIN20091016_155718_000000382083_00255_39888_4137.N1	16-OCT-2009 15:57:18	Dark	37.500	2	Alp Car	-0.73600	7000.0	75	39888	No
116	GOM_NL__2PRFIN20091016_160901_000000352083_00255_39888_4138.N1	16-OCT-2009 16:09:01	Straylight	34.500	157	The1Eri	2.9060	9300.0	69	39888	No
117	GOM_NL__2PRFIN20091016_163034_000000402083_00255_39888_4139.N1	16-OCT-2009 16:30:34	Bright	40.000	105	6Bet Ari	2.6450	8900.0	80	39888	No
118	GOM_NL__2PRFIN20091016_163400_000000352083_00255_39888_4140.N1	16-OCT-2009 16:34:00	Bright	35.000	53	43Bet And	2.0480	3300.0	70	39888	No
119	GOM_NL__2PRFIN20091016_163534_000000412083_00255_39888_4141.N1	16-OCT-2009 16:35:34	Bright	41.000	173	4Bet Tri	3.0040	8900.0	82	39888	No
120	GOM_NL__2PRFIN20091016_163727_000000392083_00255_39888_4142.N1	16-OCT-2009 16:37:27	Bright	38.500	73	57Gam1And	2.2600	13100.	77	39888	No
121	GOM_NL__2PRFIN20091016_164114_000000332083_00255_39888_4143.N1	16-OCT-2009 16:41:14	Bright	33.000	110	37Del Cas	2.6780	8900.0	66	39888	No
122	GOM_NL__2PRFIN20091016_164243_000000402083_00255_39888_4144.N1	16-OCT-2009 16:42:43	Bright	40.000	160	23Gam Per	2.9300	4700.0	80	39888	No
123	GOM_NL__2PRFIN20091016_170848_000000302083_00255_39888_4145.N1	16-OCT-2009 17:08:48	Tw_i_and_stray	29.500	166	17Eps Leo	2.9800	6000.0	59	39888	No
124	GOM_NL__2PRFIN20091016_171205_000000292083_00255_39888_4146.N1	16-OCT-2009 17:12:05	Bright	28.500	22	32Alp Leo	1.3600	15200.	57	39888	No
125	GOM_NL__2PRFIN20091016_171933_000000342083_00255_39888_4147.N1	16-OCT-2009 17:19:33	Dark	34.000	48	30Alp Hya	1.9770	4100.0	68	39888	No
126	GOM_NL__2PRFIN20091016_172836_000000462083_00255_39888_4148.N1	16-OCT-2009 17:28:36	Dark	45.500	132	15Rho Pup	2.8030	6900.0	91	39888	No
127	GOM_NL__2PRFIN20091016_173129_000000392083_00255_39888_4149.N1	16-OCT-2009 17:31:29	Dark	38.500	70	Zet Pup	2.2460	39000.	77	39888	No
128	GOM_NL__2PRFIN20091016_173635_000000382083_00256_39889_4149.N1	16-OCT-2009 17:36:35	Dark	37.500	161	Tau Pup	2.9310	4500.0	75	39889	No
129	GOM_NL__2PRFIN20091016_173755_000000382083_00256_39889_4150.N1	16-OCT-2009 17:37:55	Dark	37.500	2	Alp Car	-0.73600	7000.0	75	39889	No
130	GOM_NL__2PRFIN20091016_174938_000000362083_00256_39889_4151.N1	16-OCT-2009 17:49:38	Straylight	35.500	157	The1Eri	2.9060	9300.0	71	39889	No
131	GOM_NL__2PRFIN20091016_181109_000000402083_00256_39889_4152.N1	16-OCT-2009 18:11:09	Bright	40.000	105	6Bet Ari	2.6450	8900.0	80	39889	No
132	GOM_NL__2PRFIN20091016_181436_000000352083_00256_39889_4153.N1	16-OCT-2009 18:14:36	Bright	34.500	53	43Bet And	2.0480	3300.0	69	39889	No
133	GOM_NL__2PRFIN20091016_181610_000000412083_00256_39889_4154.N1	16-OCT-2009 18:16:10	Bright	40.500	173	4Bet Tri	3.0040	8900.0	81	39889	No
134	GOM_NL__2PRFIN20091016_181802_000000392083_00256_39889_4155.N1	16-OCT-2009 18:18:02	Bright	39.000	73	57Gam1And	2.2600	13100.	78	39889	No
135	GOM_NL__2PRFIN20091016_182149_000000332083_00256_39889_4156.N1	16-OCT-2009 18:21:49	Bright	33.000	110	37Del Cas	2.6780	8900.0	66	39889	No
136	GOM_NL__2PRFIN20091016_182318_000000402083_00256_39889_4157.N1	16-OCT-2009 18:23:18	Bright	40.000	160	23Gam Per	2.9300	4700.0	80	39889	No
137	GOM_NL__2PRFIN20091016_184924_000000302083_00256_39889_4158.N1	16-OCT-2009 18:49:24	Tw_i_and_stray	29.500	166	17Eps Leo	2.9800	6000.0	59	39889	No
138	GOM_NL__2PRFIN20091016_185241_000000292083_00256_39889_4159.N1	16-OCT-2009 18:52:41	Bright	28.500	22	32Alp Leo	1.3600	15200.	57	39889	No
139	GOM_NL__2PRFIN20091016_190010_000000342083_00256_39889_4160.N1	16-OCT-2009 19:00:10	Dark	34.000	48	30Alp Hya	1.9770	4100.0	68	39889	No
140	GOM_NL__2PRFIN20091016_190913_000000462083_00256_39889_4161.N1	16-OCT-2009 19:09:13	Dark	45.500	132	15Rho Pup	2.8030	6900.0	91	39889	No
141	GOM_NL__2PRFIN20091016_191206_000000382083_00256_39889_4162.N1	16-OCT-2009 19:12:06	Dark	38.000	70	Zet Pup	2.2460	39000.	76	39889	No
142	GOM_NL__2PRFIN20091016_191712_000000382083_00257_39890_4161.N1	16-OCT-2009 19:17:12	Dark	37.500	161	Tau Pup	2.9310	4500.0	75	39890	No
143	GOM_NL__2PRFIN20091016_191832_000000372083_00257_39890_4162.N1	16-OCT-2009 19:18:32	Dark	36.500	2	Alp Car	-0.73600	7000.0	73	39890	No
144	GOM_NL__2PRFIN20091016_193014_000000352083_00257_39890_4163.N1	16-OCT-2009 19:30:14	Straylight	35.000	157	The1Eri	2.9060	9300.0	70	39890	No
145	GOM_NL__2PRFIN20091016_195145_000000402083_00257_39890_4164.N1	16-OCT-2009 19:51:45	Bright	39.500	105	6Bet Ari	2.6450	8900.0	79	39890	No
146	GOM_NL__2PRFIN20091016_195512_000000352083_00257_39890_4165.N1	16-OCT-2009 19:55:12	Bright	34.500	53	43Bet And	2.0480	3300.0	69	39890	No
147	GOM_NL__2PRFIN20091016_195645_000000412083_00257_39890_4166.N1	16-OCT-2009 19:56:45	Bright	41.000	173	4Bet Tri	3.0040	8900.0	82	39890	No
148	GOM_NL__2PRFIN20091016_195838_000000392083_00257_39890_4167.N1	16-OCT-2009 19:58:38	Bright	38.500	73	57Gam1And	2.2600	13100.	77	39890	No
149	GOM_NL__2PRFIN20091016_200225_000000332083_00257_39890_4168.N1	16-OCT-2009 20:02:25	Bright	33.000	110	37Del Cas	2.6780	8900.0	66	39890	No
150	GOM_NL__2PRFIN20091016_200353_000000402083_00257_39890_4169.N1	16-OCT-2009 20:03:53	Bright	40.000	160	23Gam Per	2.9300	4700.0	80	39890	No
151	GOM_NL__2PRFIN20091016_203000_000000302083_00257_39890_4170.N1	16-OCT-2009 20:30:00	Tw_i_and_stray	30.000	166	17Eps Leo	2.9800	6000.0	60	39890	No
152	GOM_NL__2PRFIN20091016_203318_000000292083_00257_39890_4171.N1	16-OCT-2009 20:33:18	Bright	28.500	22	32Alp Leo	1.3600	15200.	57	39890	No
153	GOM_NL__2PRFIN20091016_204047_000000342083_00257_39890_4172.N1	16-OCT-2009 20:40:47	Dark	34.000	48	30Alp Hya	1.9770	4100.0	68	39890	No
154	GOM_NL__2PRFIN20091016_204950_000000462083_00257_39890_4173.N1	16-OCT-2009 20:49:50	Dark	45.500	132	15Rho Pup	2.8030	6900.0	91	39890	No
155	GOM_NL__2PRFIN20091016_205243_000000392083_00257_39890_4174.N1	16-OCT-2009 20:52:43	Dark	38.500	70	Zet Pup	2.2460	39000.	77	39890	No
156	GOM_NL__2PRFIN20091016_205748_000000382083_00258_39891_4172.N1	16-OCT-2009 20:57:48	Dark	37.500	161	Tau Pup	2.9310	4500.0	75	39891	No
157	GOM_NL__2PRFIN20091016_205908_000000382083_00258_39891_4173.N1	16-OCT-2009 20:59:08	Dark	37.500	2	Alp Car	-0.73600	7000.0	75	39891	No
158	GOM_NL__2PRFIN20091016_211050_000000362083_00258_39891_4174.N1	16-OCT-2009 21:10:50	Straylight	35.500	157	The1Eri	2.9060	9300.0	71	39891	No
159	GOM_NL__2PRFIN20091016_213220_000000402083_00258_39891_4175.N1	16-OCT-2009 21:32:20	Bright	39.500	105	6Bet Ari	2.6450	8900.0	79	39891	No
160	GOM_NL__2PRFIN20091016_213548_000000352083_00258_39891_4176.N1	16-OCT-2009 21:35:48	Bright	35.000	53	43Bet And	2.0480	3300.0	70	39891	No

161	GOM_NL__2PRFIN20091016_213720_000000412083_00258_39891_4177.N1	16-OCT-2009 21:37:20	Bright	41.000	173	4Bet Tri	3.0040	8900.0	82	39891	No
162	GOM_NL__2PRFIN20091016_213913_000000392083_00258_39891_4178.N1	16-OCT-2009 21:39:13	Bright	38.500	73	57Gam1And	2.2600	13100.	77	39891	No
163	GOM_NL__2PRFIN20091016_214301_000000332083_00258_39891_4179.N1	16-OCT-2009 21:43:01	Bright	33.000	110	37Del Cas	2.6780	8900.0	66	39891	No
164	GOM_NL__2PRFIN20091016_214429_000000402083_00258_39891_4180.N1	16-OCT-2009 21:44:29	Bright	40.000	160	23Gam Per	2.9300	4700.0	80	39891	No
165	GOM_NL__2PRFIN20091016_221036_000000302083_00258_39891_4181.N1	16-OCT-2009 22:10:36	Tw_i_and_stray	29.500	166	17Eps Leo	2.9800	6000.0	59	39891	No
166	GOM_NL__2PRFIN20091016_221354_000000292083_00258_39891_4182.N1	16-OCT-2009 22:13:54	Bright	28.500	22	32Alp Leo	1.3600	15200.	57	39891	No
167	GOM_NL__2PRFIN20091016_222123_000000342083_00258_39891_4183.N1	16-OCT-2009 22:21:23	Dark	33.500	48	30Alp Hya	1.9770	4100.0	67	39891	No
168	GOM_NL__2PRFIN20091016_223320_000000382083_00258_39891_4184.N1	16-OCT-2009 22:33:20	Dark	38.000	70	Zet Pup	2.2460	39000.	76	39891	No
169	GOM_NL__2PRFIN20091016_223825_000000382083_00259_39892_4187.N1	16-OCT-2009 22:38:25	Dark	37.500	161	Tau Pup	2.9310	4500.0	75	39892	No
170	GOM_NL__2PRFIN20091016_223945_000000372083_00259_39892_4188.N1	16-OCT-2009 22:39:45	Dark	37.000	2	Alp Car	-0.73600	7000.0	74	39892	No
171	GOM_NL__2PRFIN20091016_225127_000000352083_00259_39892_4189.N1	16-OCT-2009 22:51:27	Straylight	35.000	157	The1Eri	2.9060	9300.0	70	39892	No
172	GOM_NL__2PRFIN20091016_231255_000000402083_00259_39892_4190.N1	16-OCT-2009 23:12:55	Bright	39.500	105	6Bet Ari	2.6450	8900.0	79	39892	No
173	GOM_NL__2PRFIN20091016_231623_000000352083_00259_39892_4191.N1	16-OCT-2009 23:16:23	Bright	34.500	53	43Bet And	2.0480	3300.0	69	39892	No
174	GOM_NL__2PRFIN20091016_231756_000000412083_00259_39892_4192.N1	16-OCT-2009 23:17:56	Bright	40.500	173	4Bet Tri	3.0040	8900.0	81	39892	No
175	GOM_NL__2PRFIN20091016_231948_000000392083_00259_39892_4193.N1	16-OCT-2009 23:19:48	Bright	39.000	73	57Gam1And	2.2600	13100.	78	39892	No
176	GOM_NL__2PRFIN20091016_232336_000000332083_00259_39892_4194.N1	16-OCT-2009 23:23:36	Bright	33.000	110	37Del Cas	2.6780	8900.0	66	39892	No
177	GOM_NL__2PRFIN20091016_232504_000000402083_00259_39892_4195.N1	16-OCT-2009 23:25:04	Bright	40.000	160	23Gam Per	2.9300	4700.0	80	39892	No
178	GOM_NL__2PRFIN20091016_235113_000000302083_00259_39892_4196.N1	16-OCT-2009 23:51:13	Tw_i_and_stray	29.500	166	17Eps Leo	2.9800	6000.0	59	39892	No
179	GOM_NL__2PRFIN20091016_235430_000000292083_00259_39892_4197.N1	16-OCT-2009 23:54:30	Bright	28.500	22	32Alp Leo	1.3600	15200.	57	39892	No

3. Quality information per product

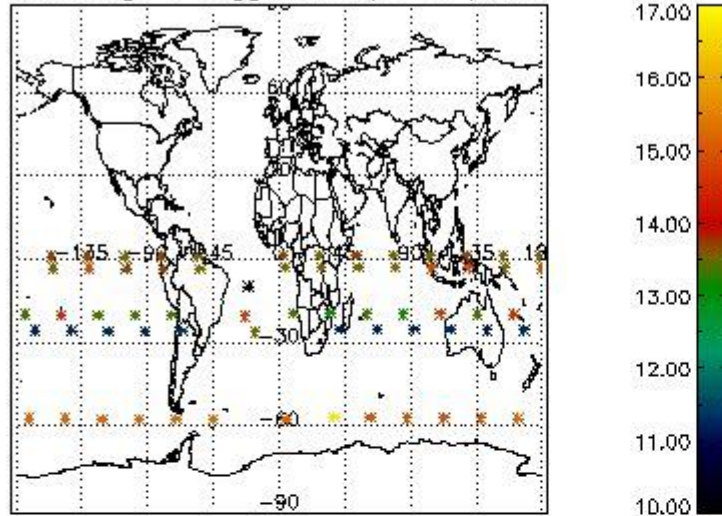
In this section it is plotted some information contained in the Quality Summary data set of the level 2 products. Only products in dark limb conditions and without errors (error flag in the MPH set to "0") are used.

3.1 Plot quality information per product (time dependant)

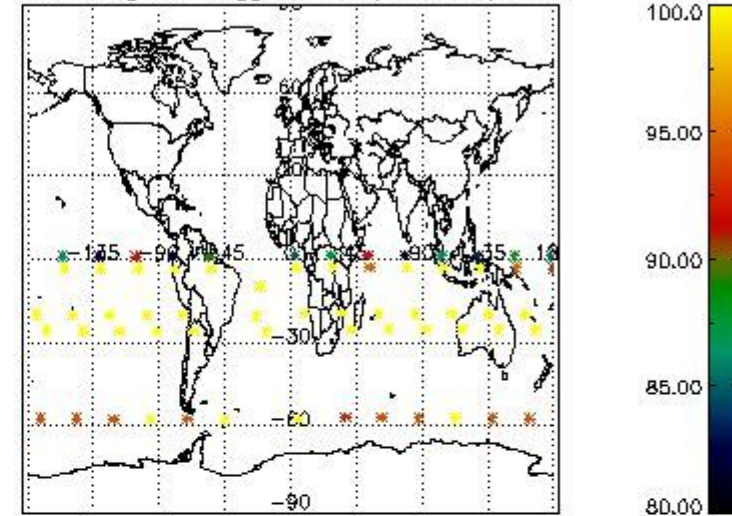


3.2 Plot quality information per product (world map)

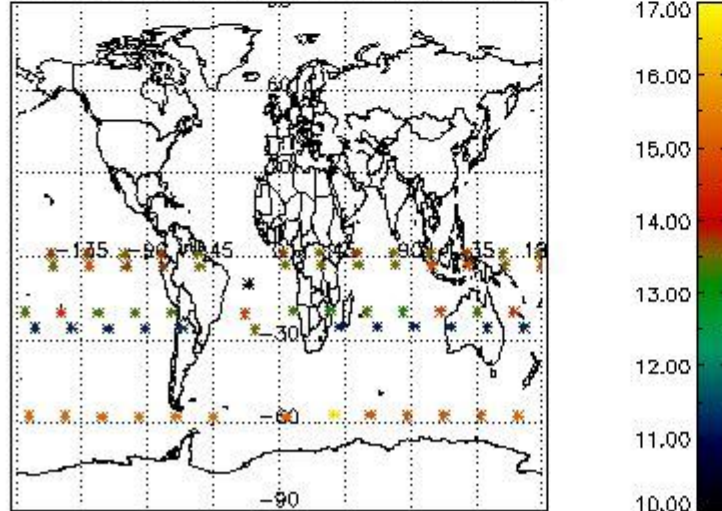
Percentage of flagged data per O3 profile



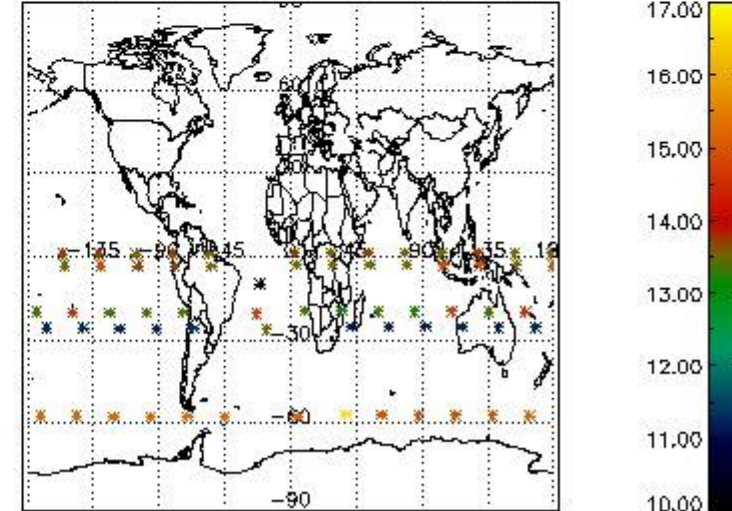
Percentage of flagged data per H2O profile



Percentage of flagged data per NO2 profile



Percentage of flagged data per NO3 profile

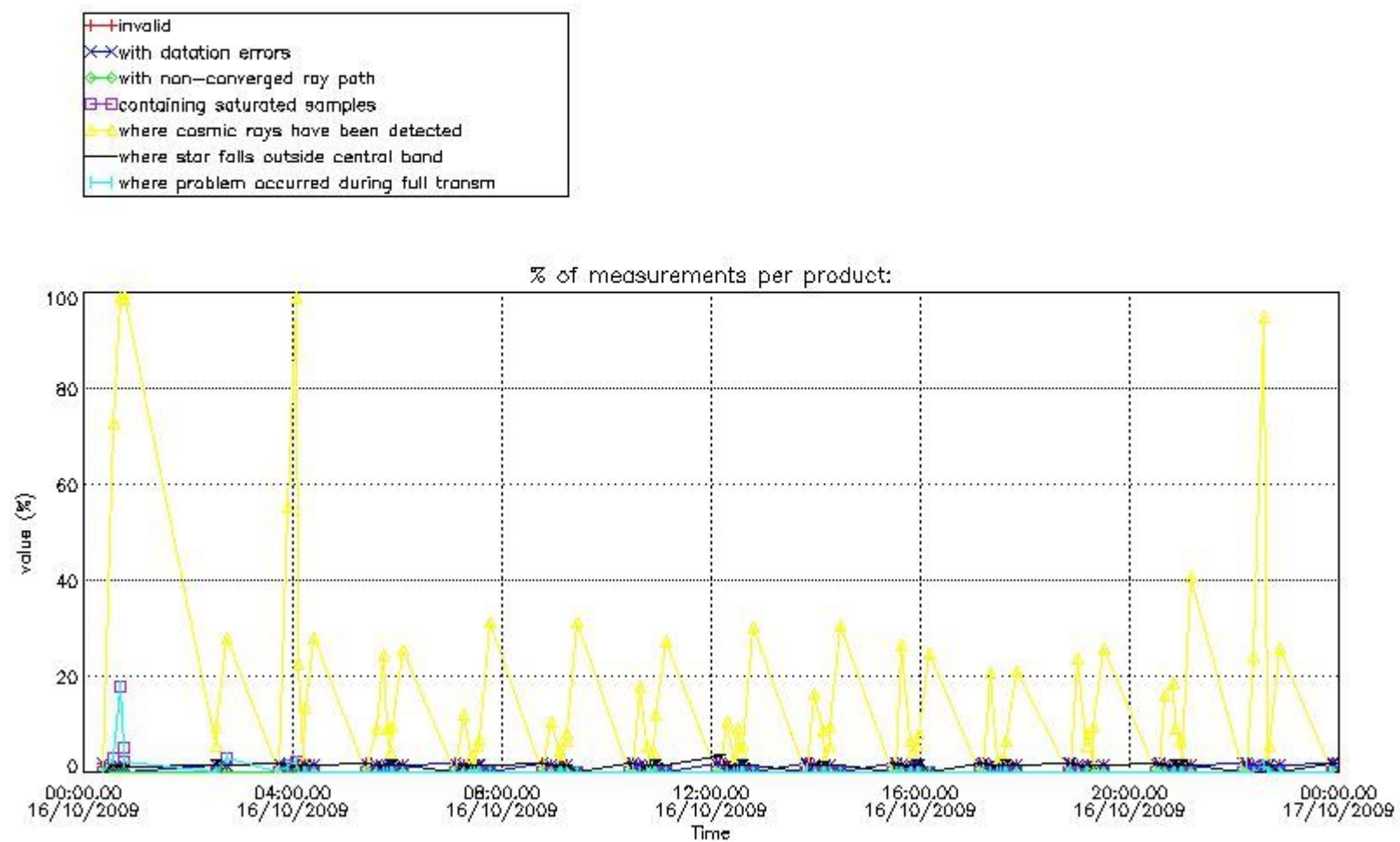


4. Level 1 quality information per product

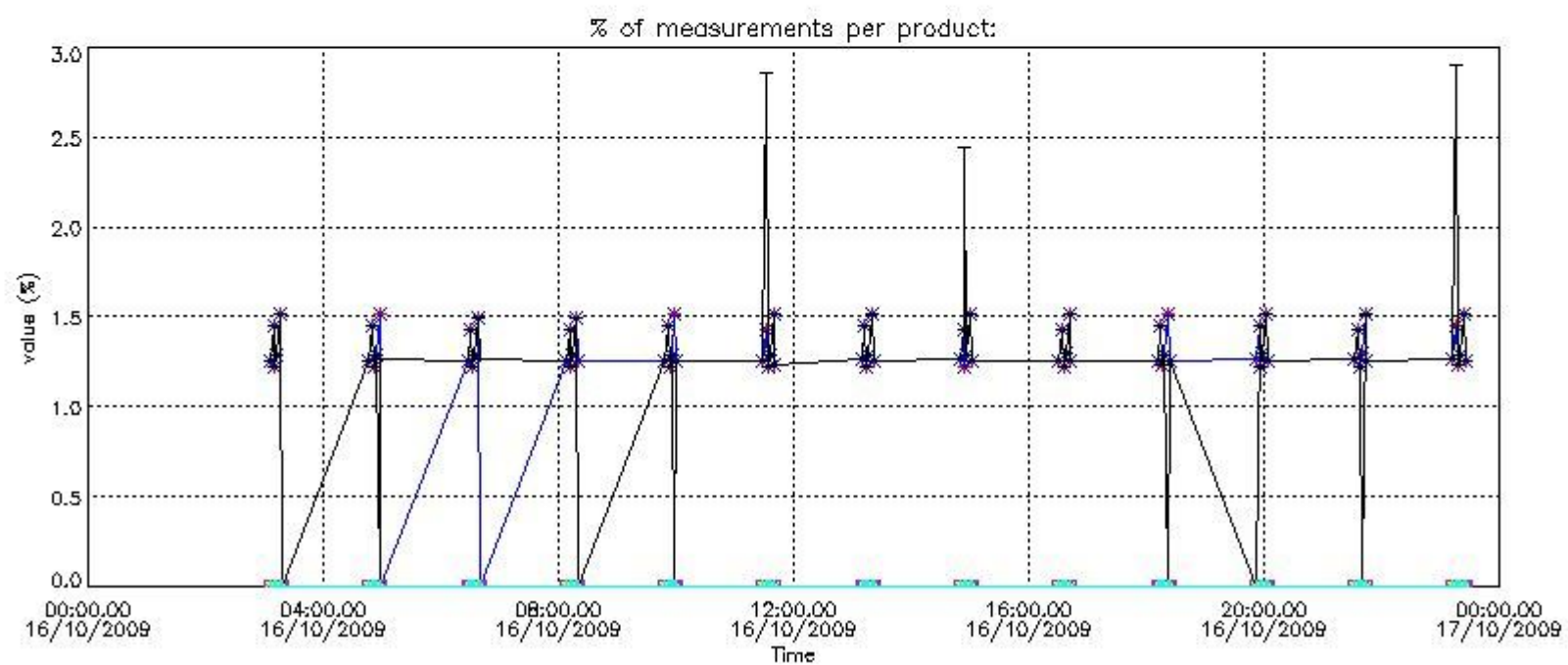
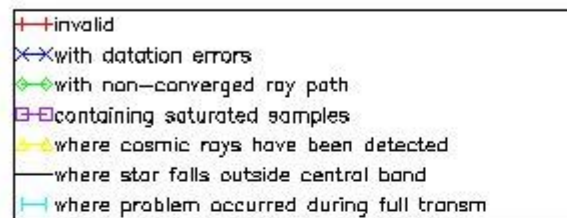
In this section it is plotted some information contained in the Quality Summary data set of the level 2 products that comes from the level 1b processing. Products without errors (error flag in the MPH set to "0") are used.

4.1 Plot quality information per product (time dependant) coming from level 1b processing

4.1.1 Plot level 1 quality information per product (time dependant): ENVISAT ASCENDING passes



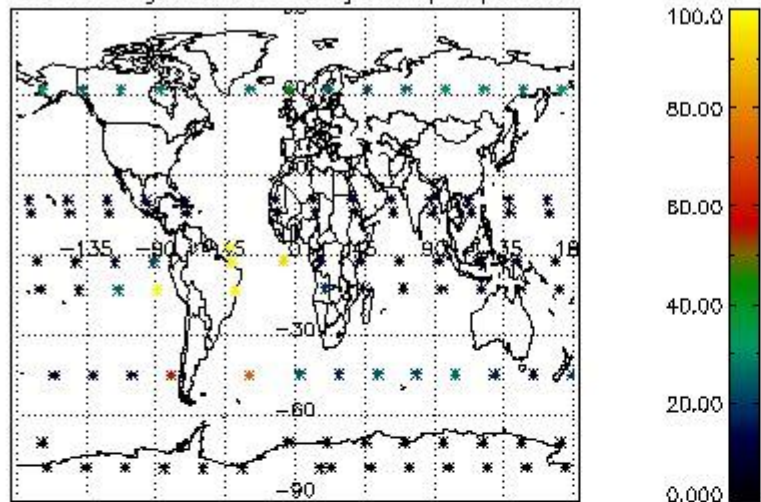
4.1.2 Plot level 1 quality information per product (time dependant): ENVISAT DESCENDING passes



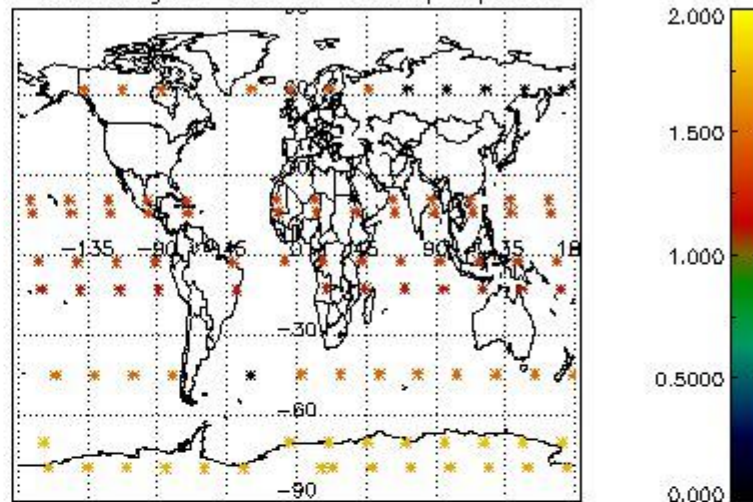
4.2 Plot quality information per product coming from level 1b processing (world map)

4.2.1 Plot level 1 quality information per product (world map): ENVISAT ASCENDING passes

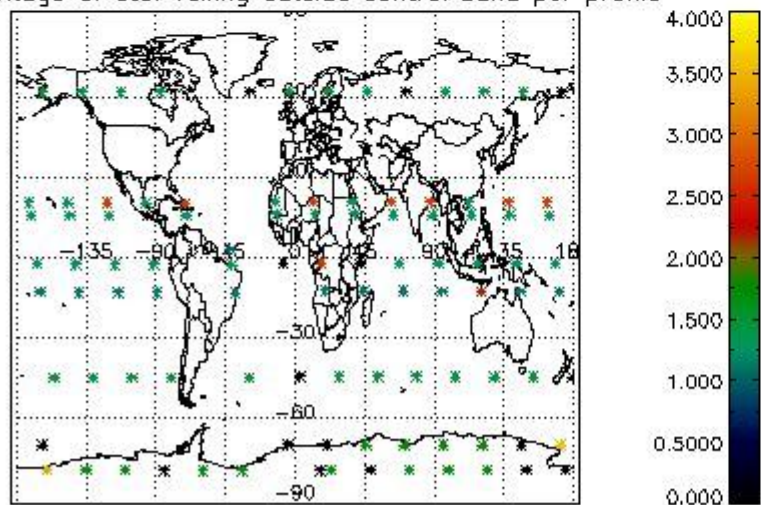
Percentage of cosmic ray hits per profile



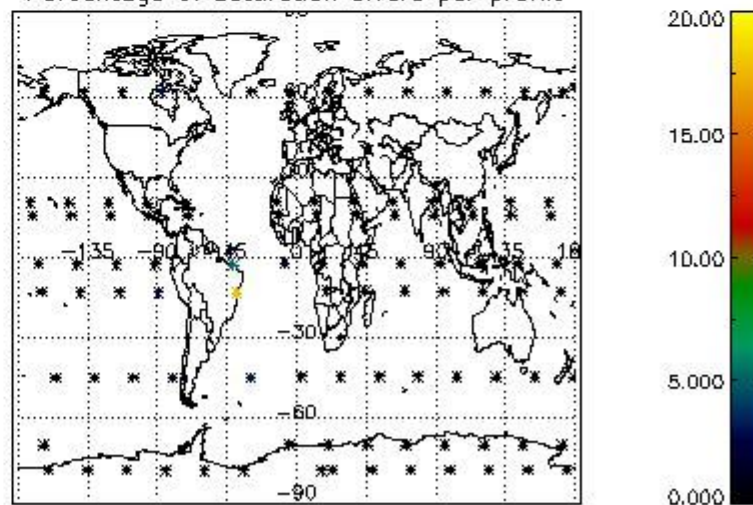
Percentage of datation errors per profile



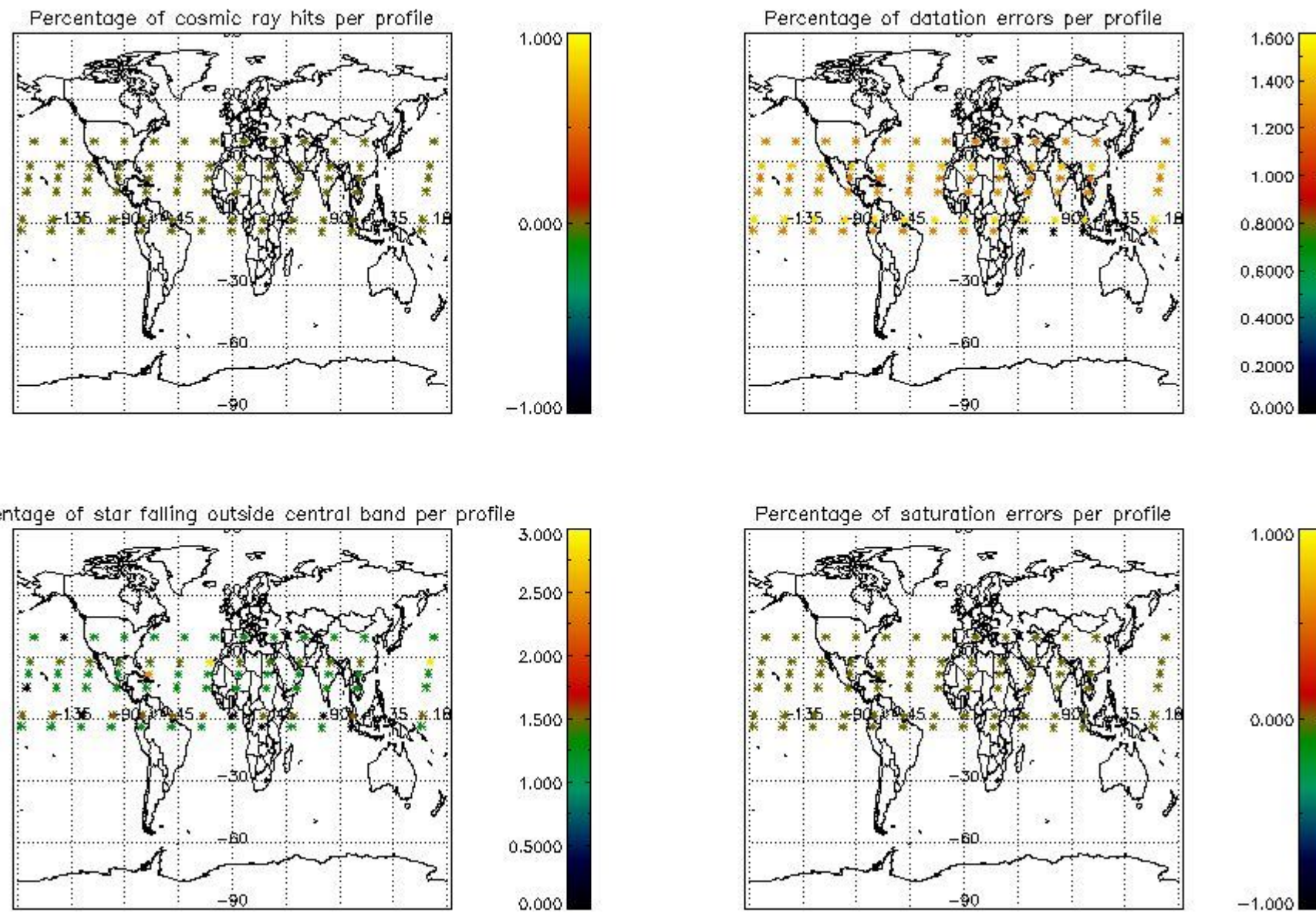
Percentage of star falling outside central band per profile



Percentage of saturation errors per profile



4.2.2 Plot level 1 quality information per product (world map): ENVISAT DESCENDING passes



5. Trace gas profiles

5.1 Ozone statistics based on quality of products

The final quality of the products can be "measured" using the STD (Standard Deviation) attached to every point profile. This information is written to the parameter GOM_NL__2P/NL_LOCAL_SPECIES_DENSITY/o3_std of the level 2 products. The table below shows the statistics for given STD ranges.

The statistics are given with respect to the overall valid production:

- Products without fatal errors: GOM_NL__2P/MPH/PRODUCT_ERR=0
- Valid point profile: GOM_NL__2P/NL_LOCAL_SPECIES_DENSITY/pcd(0)=0

The 'Criteria' is applied to valid points of dark limb products:

- Products in dark limb illumination condition: GOM_NL__2P/NL_SUMMARY_QUALITY/obs_ill_cond=0
- Products without fatal errors: GOM_NL__2P/MPH/PRODUCT_ERR=0
- Valid point profile: GOM_NL__2P/NL_LOCAL_SPECIES_DENSITY/pcd(0)=0

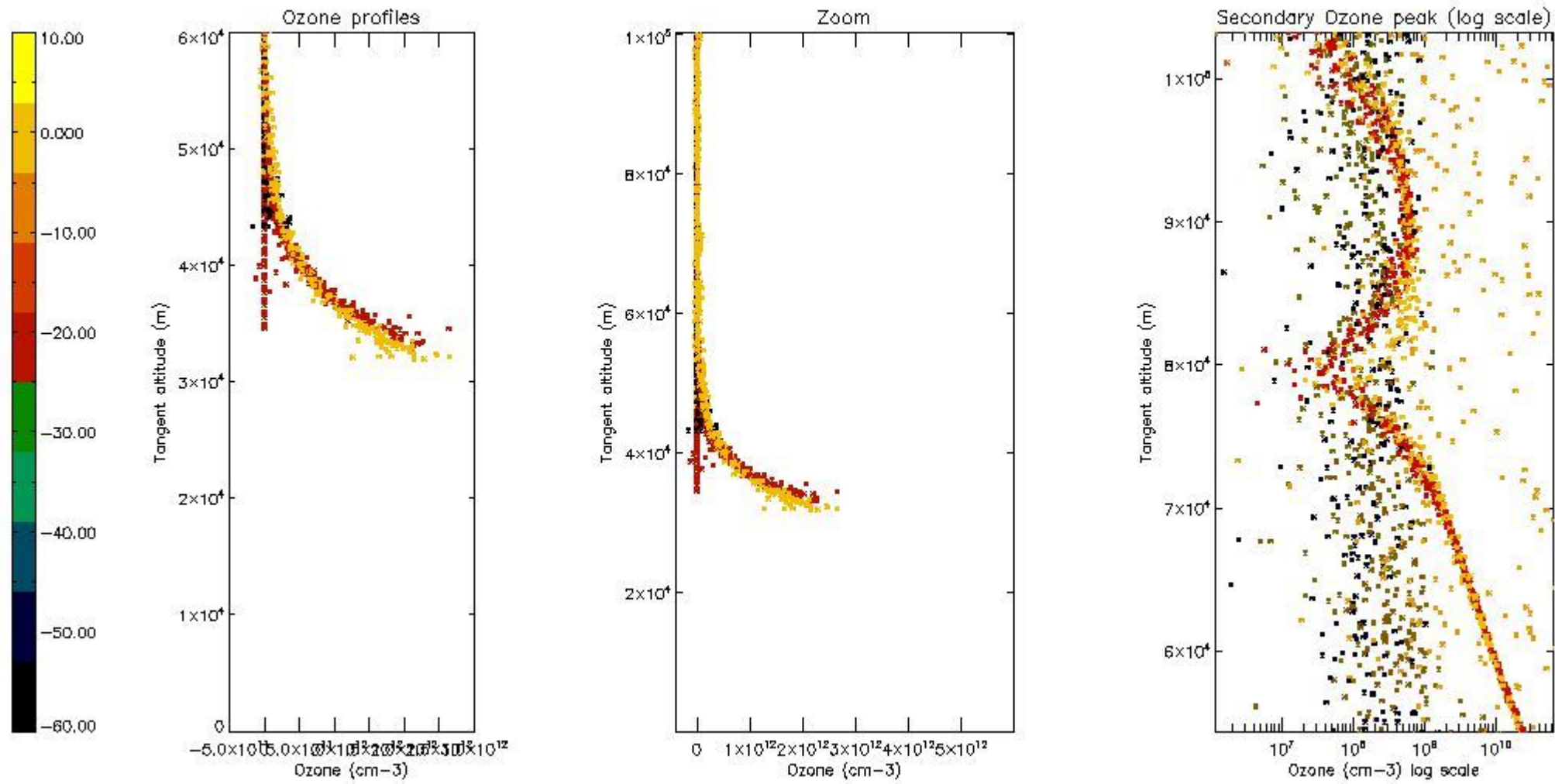
So, the table below shows the percentage of dark limb and valid observations for each criteria with respect to the overall valid daily observations.

Criteria	% of total production
All STD	38
STD < 20	13

STD < 10	11
STD < 5	8

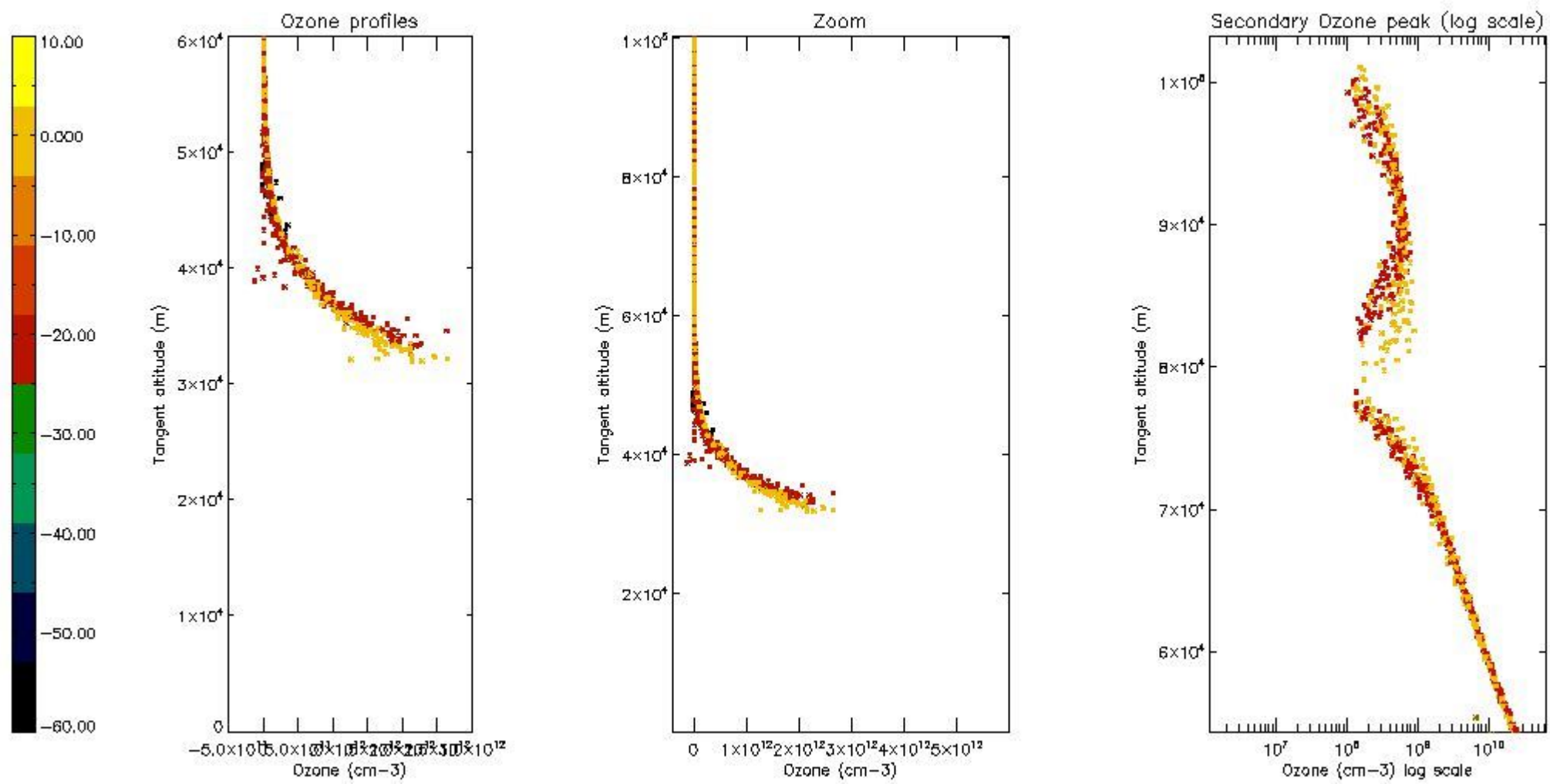
5.2 Plot ozone profiles for all STD (dark without errors)

The colorbar represents the latitude.



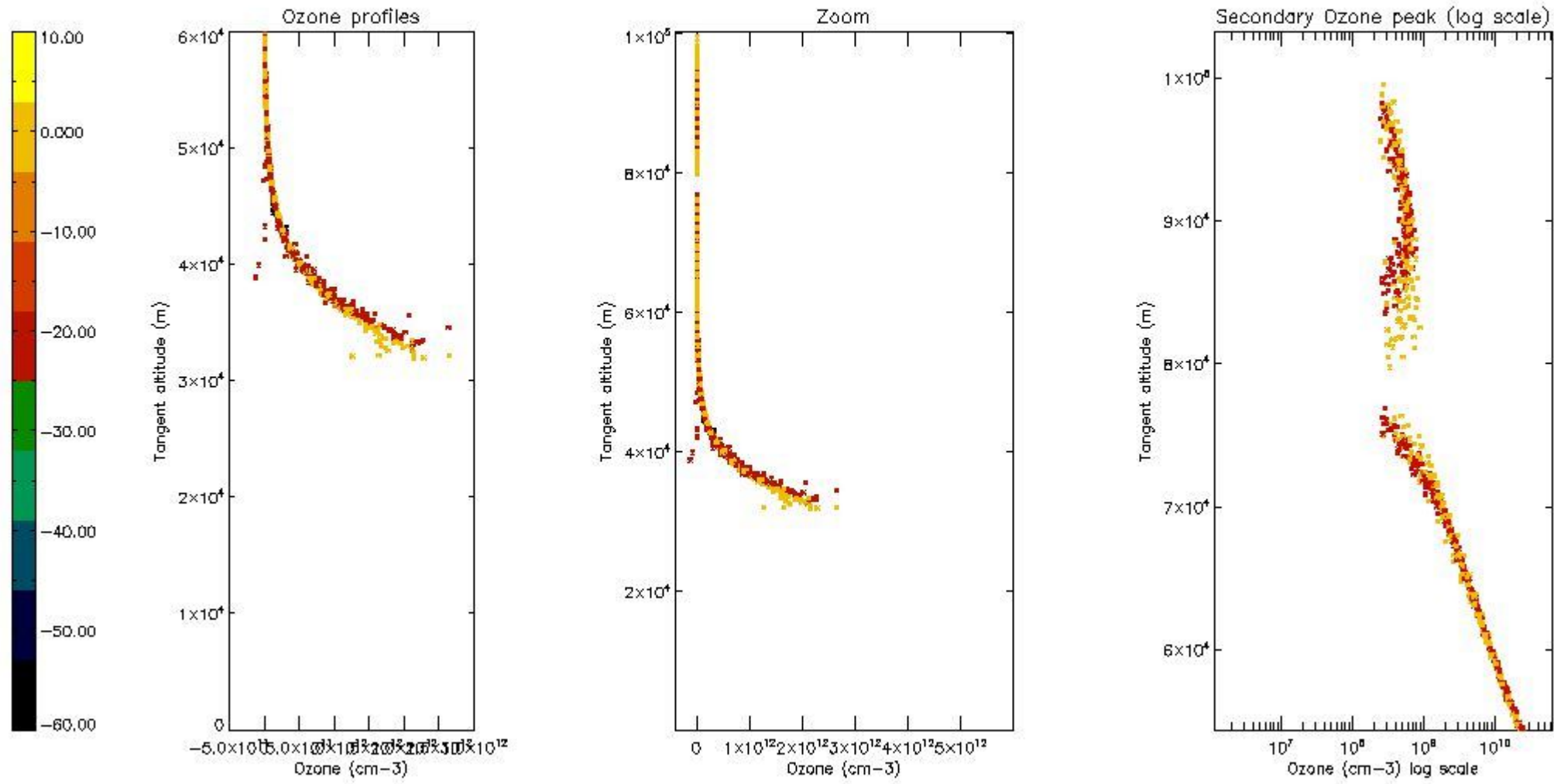
5.3 Plot ozone profiles where STD < 20% (dark without errors)

The colorbar represents the latitude.



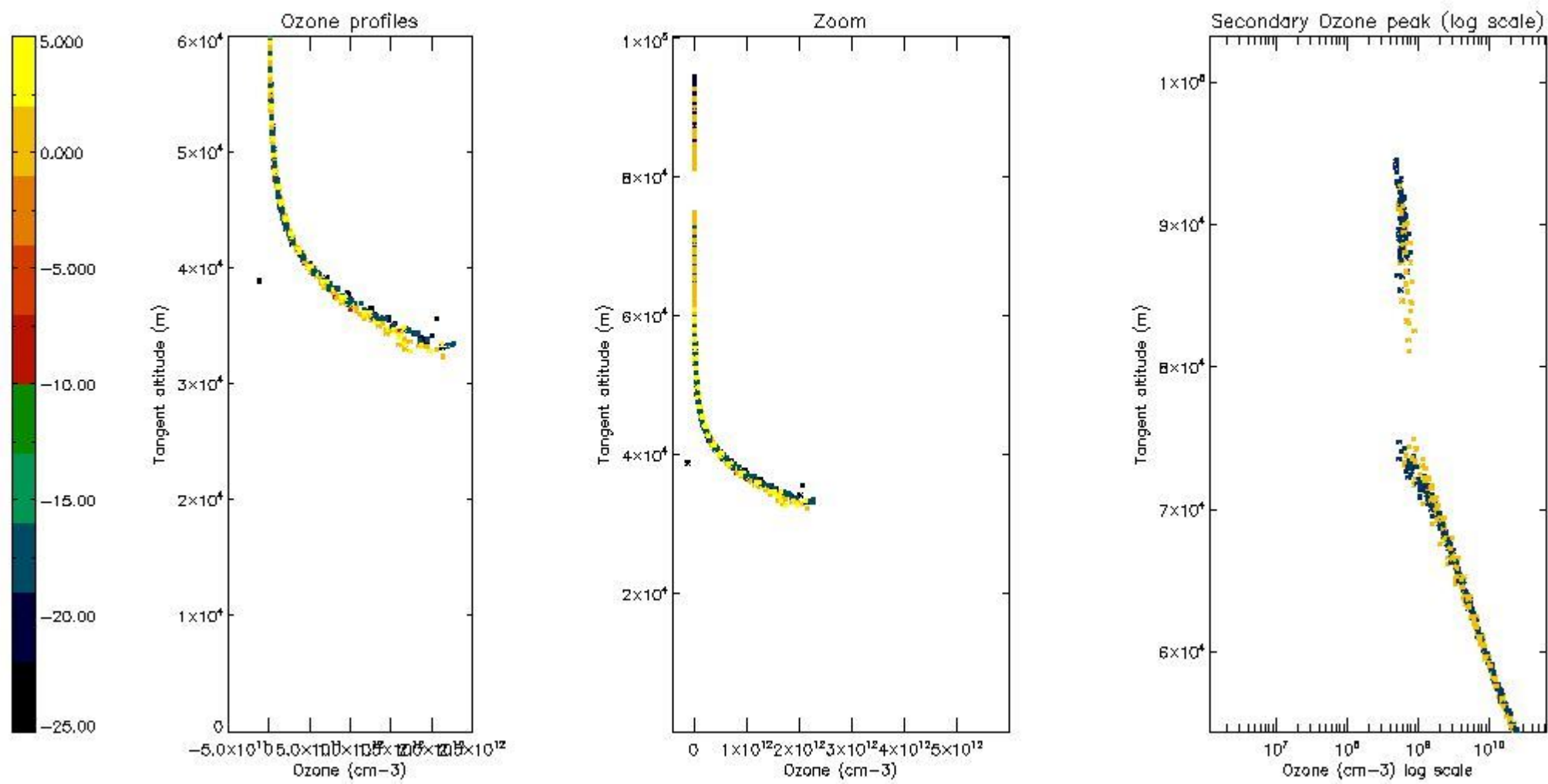
5.4 Plot ozone profiles where STD < 10% (dark without errors)

The colorbar represents the latitude.



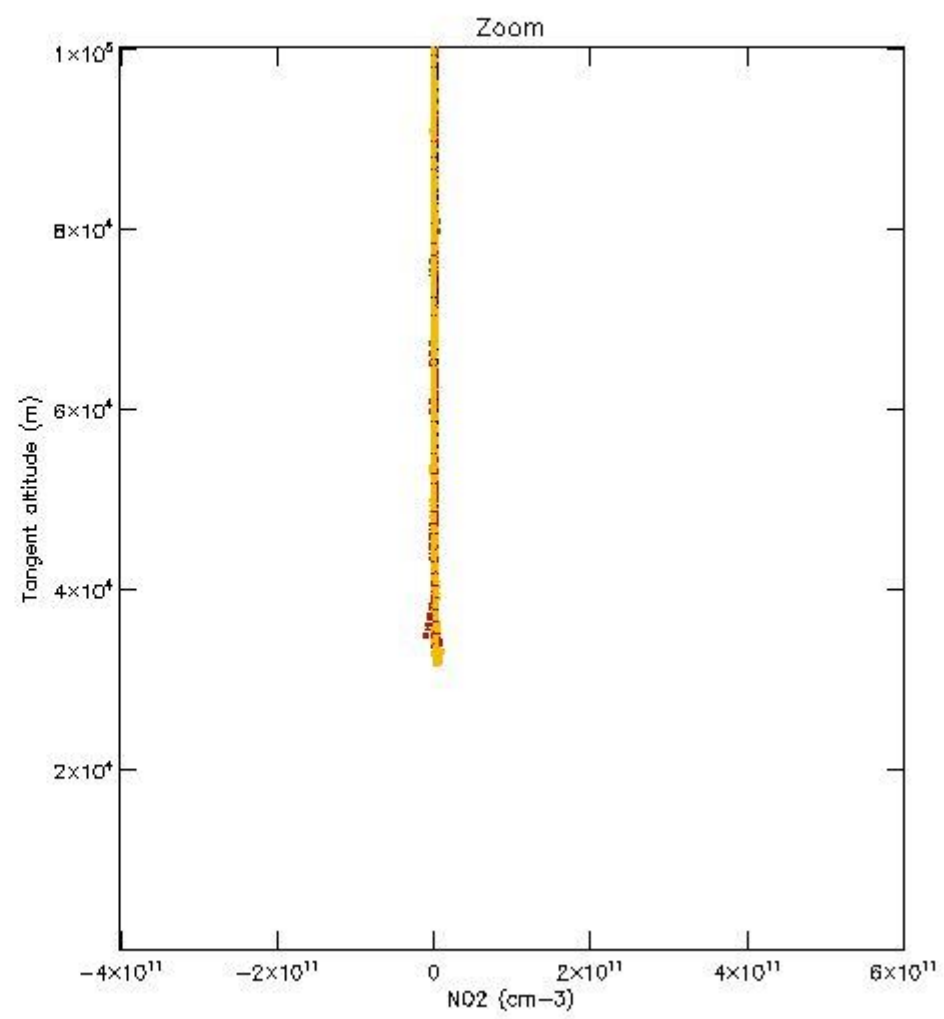
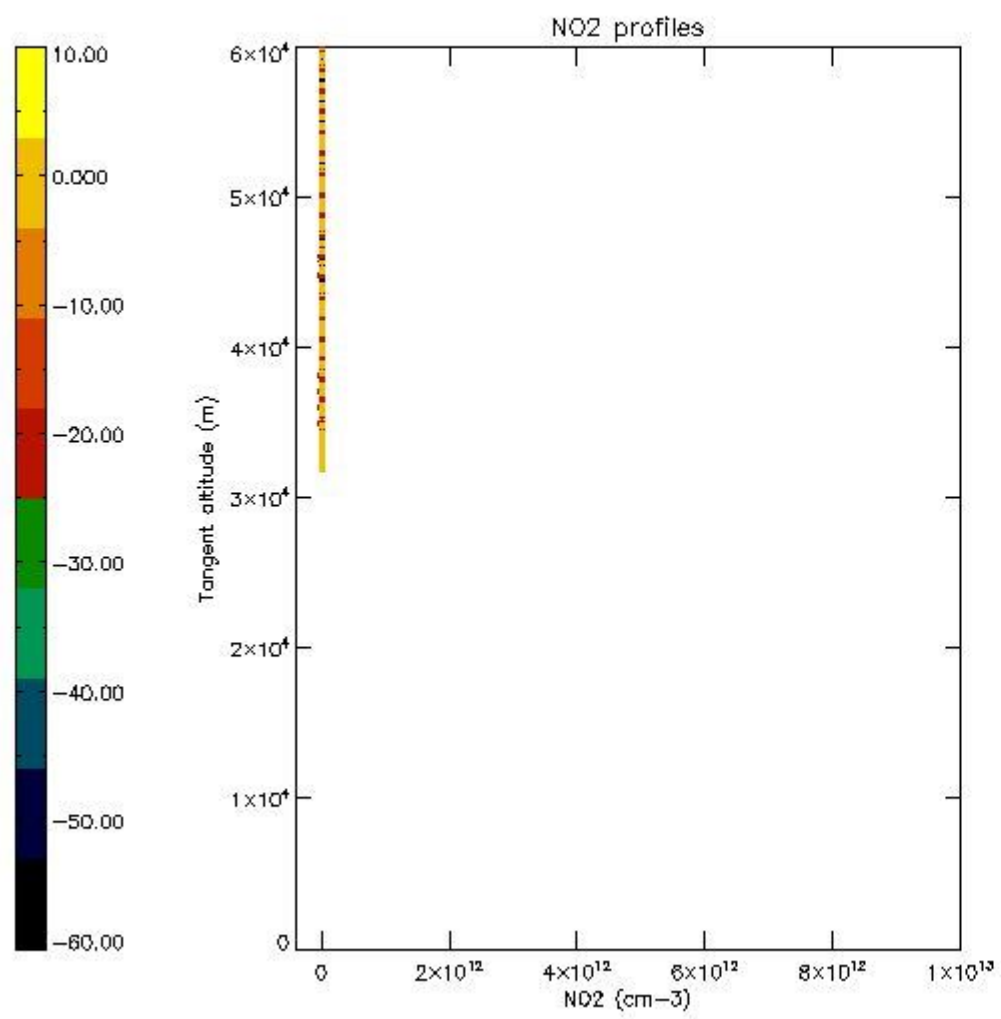
5.5 Plot ozone profiles where STD < 5% (dark without errors)

The colorbar represents the latitude.



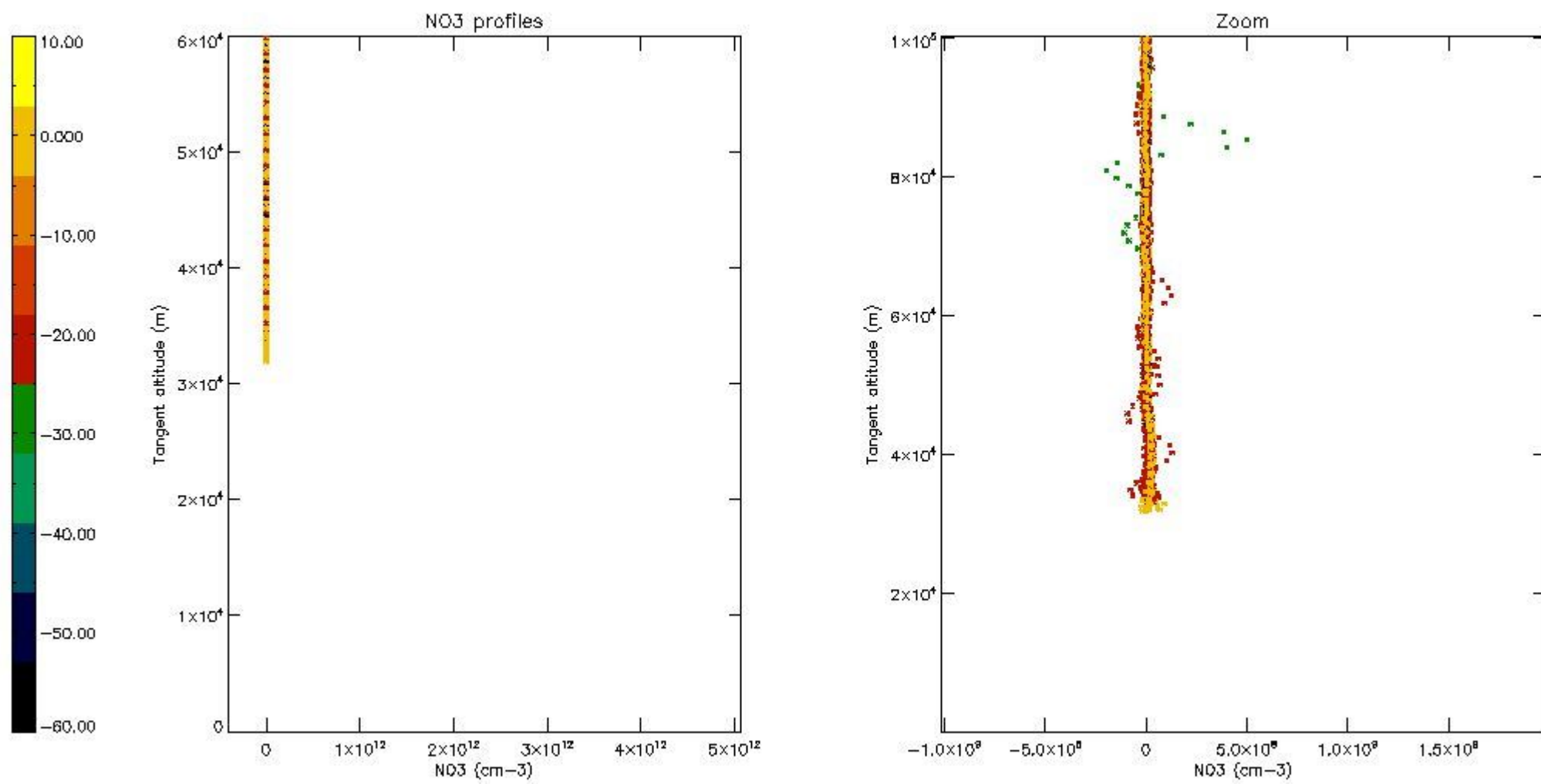
5.6 Plot NO₂ profiles for all STD (dark without errors)

The colorbar represents the latitude.



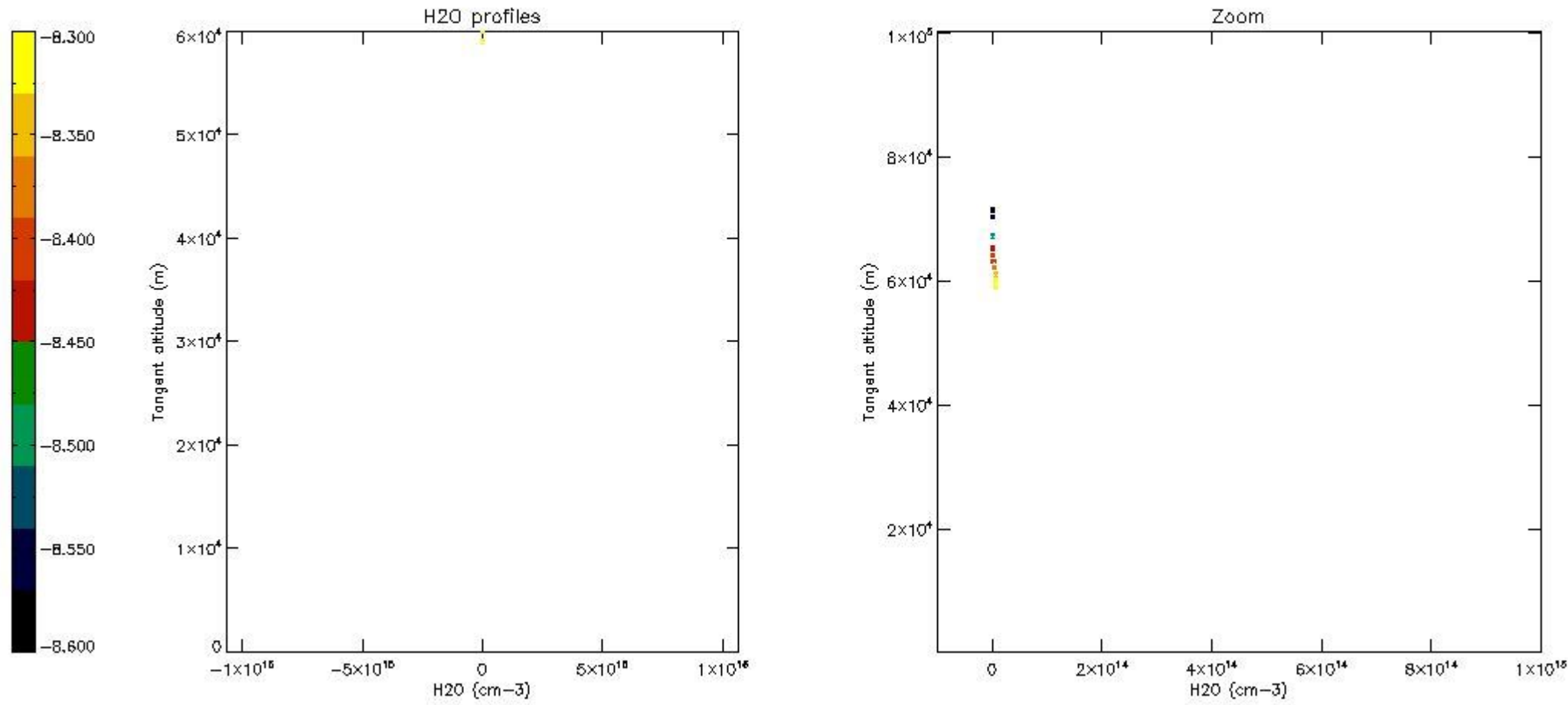
5.7 Plot NO3 profiles for all STD (dark without errors)

The colorbar represents the latitude.



5.8 Plot H2O profiles for all STD (only for occultations of stars 1,2,3,4,13,14,16,26,63 dark without errors)

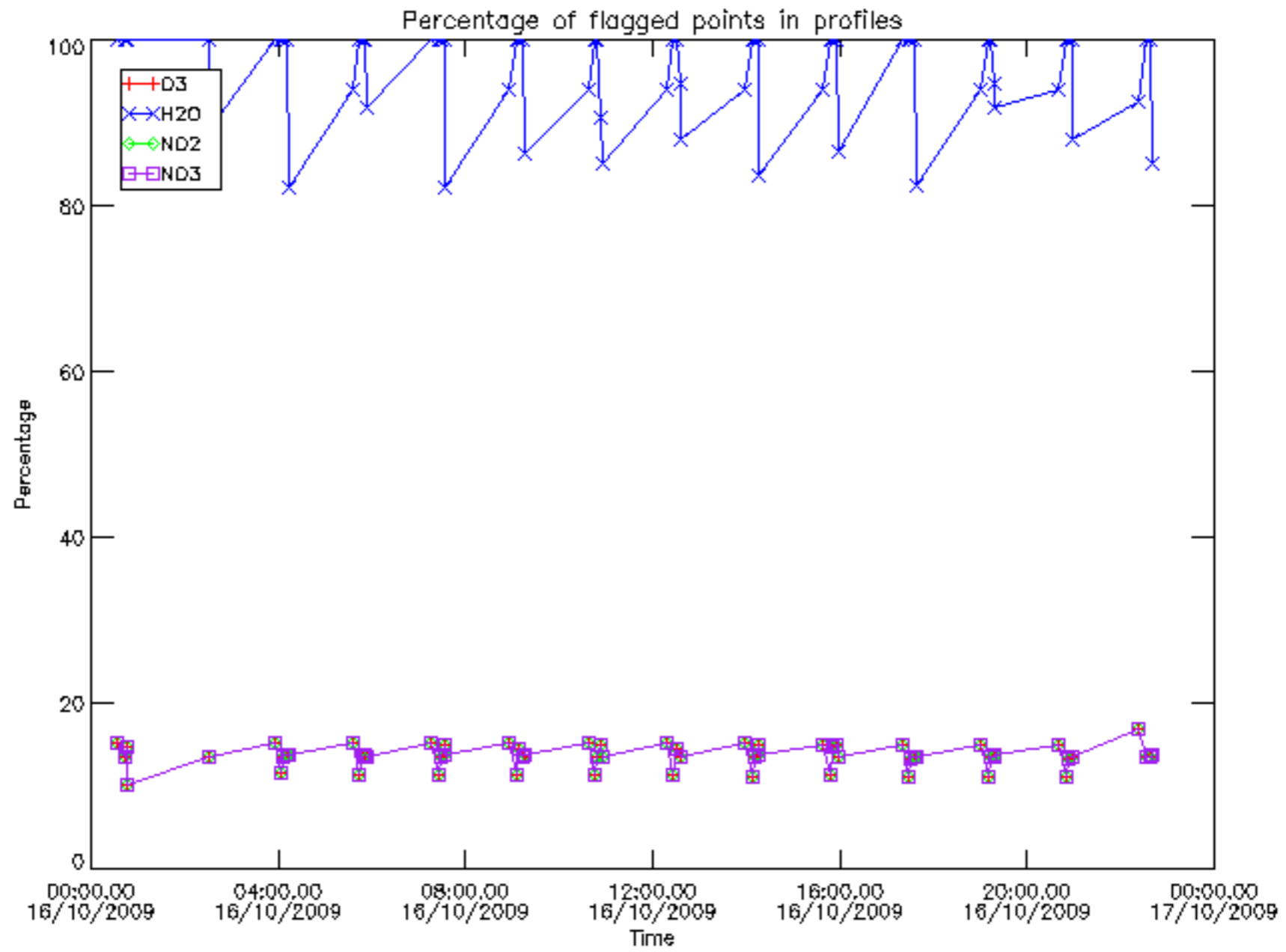
The colorbar represents the latitude.



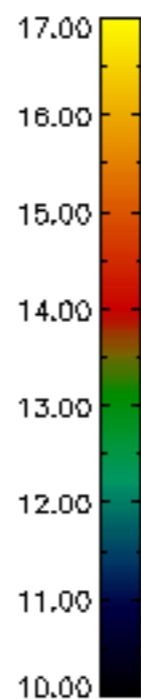
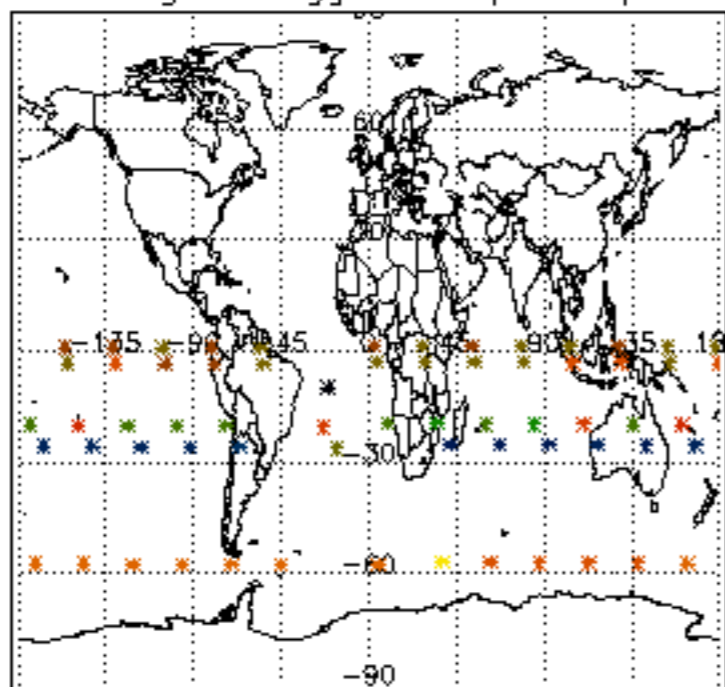
6. Auxiliary Data Files used for the production reported in section 2

The number reported in the third column indicates since which file (see list in section 2) the corresponding auxiliary file has been used. The fourth column is the date of those product files.

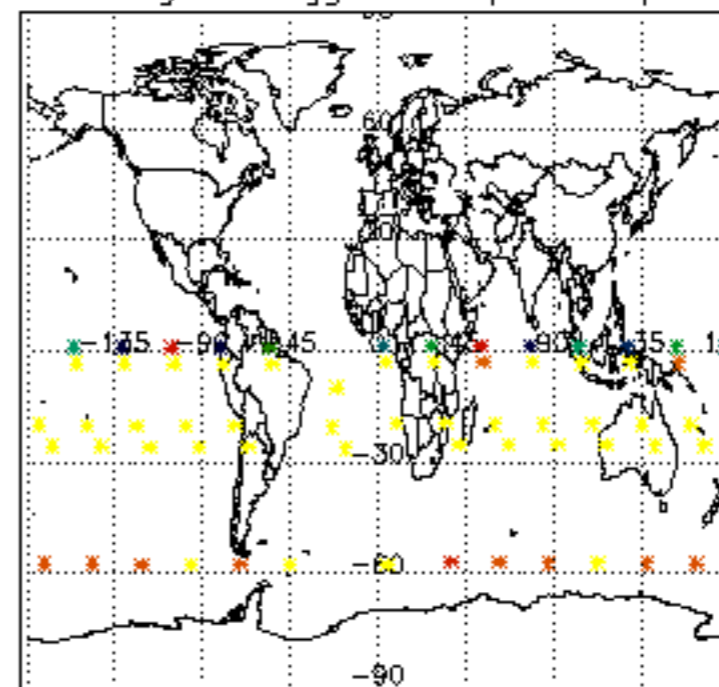
Type	Auxiliary Filename	Used since product	Used since product date
INST_PHYS_CHARACTERISTICS	GOM_INS_AXVIEC20091111_143220_20030716_120000_20500101_000000	1	16-OCT-2009 00:22:46
LEVEL-2_PROC_CONFIG	GOM_PR2_AXVIEC20091111_152718_20020301_000000_20500101_000000	1	16-OCT-2009 00:22:46
CROSS_SECTIONS_FILE	GOM_CRS_AXVIEC20091111_154832_20020301_000000_20500101_000000	1	16-OCT-2009 00:22:46



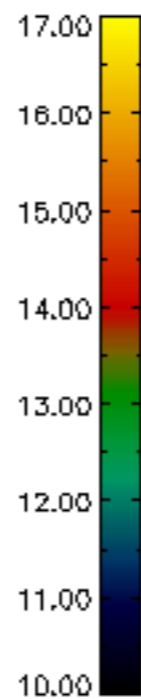
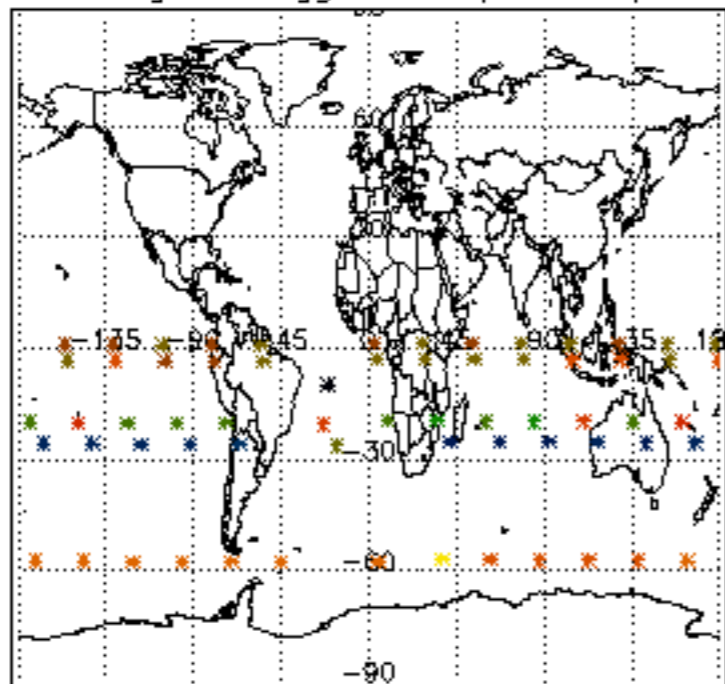
Percentage of flagged data per D3 profile



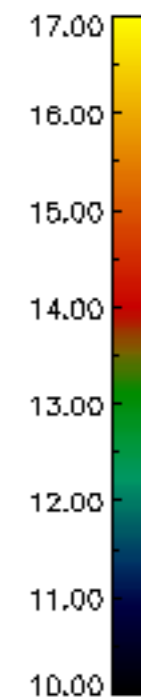
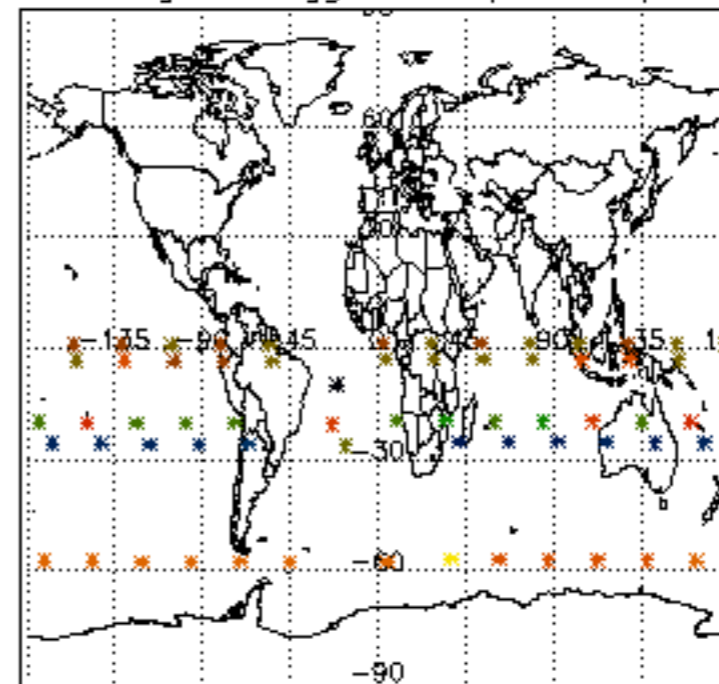
Percentage of flagged data per H2O profile

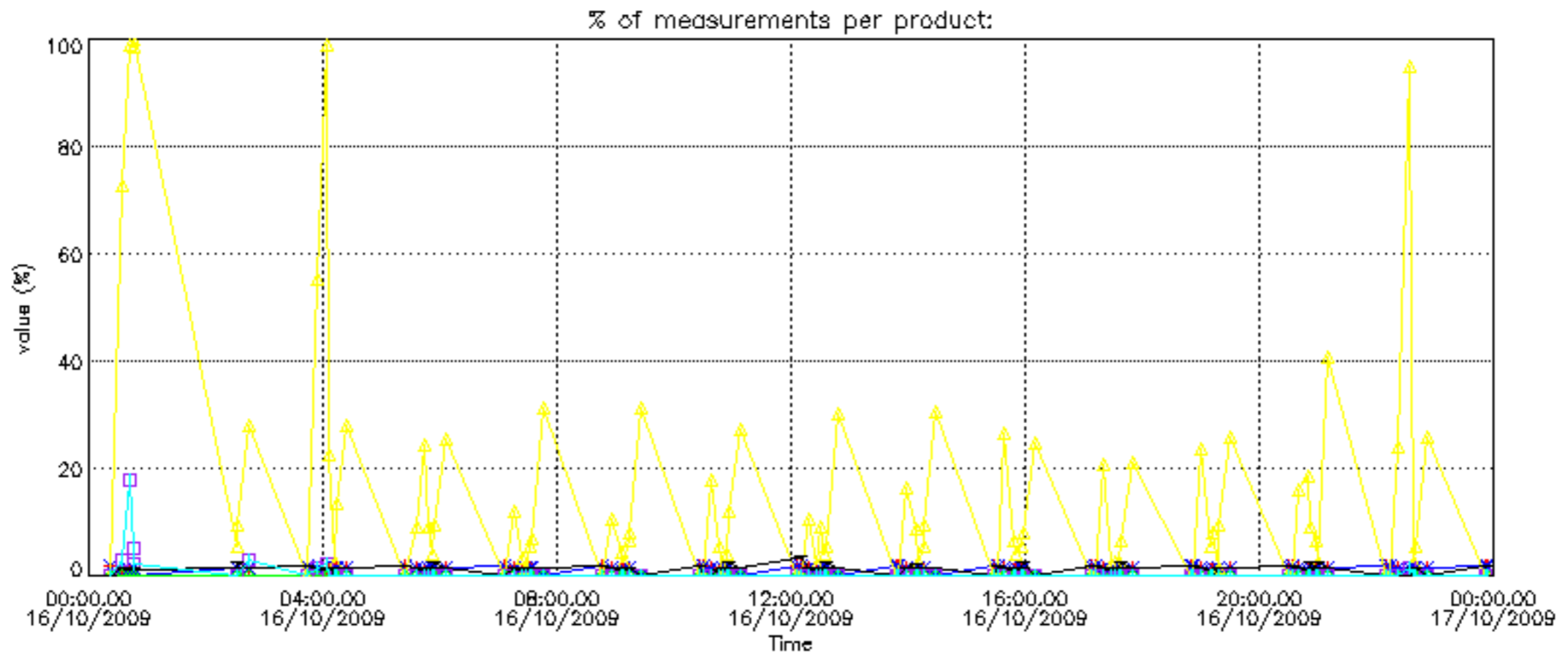


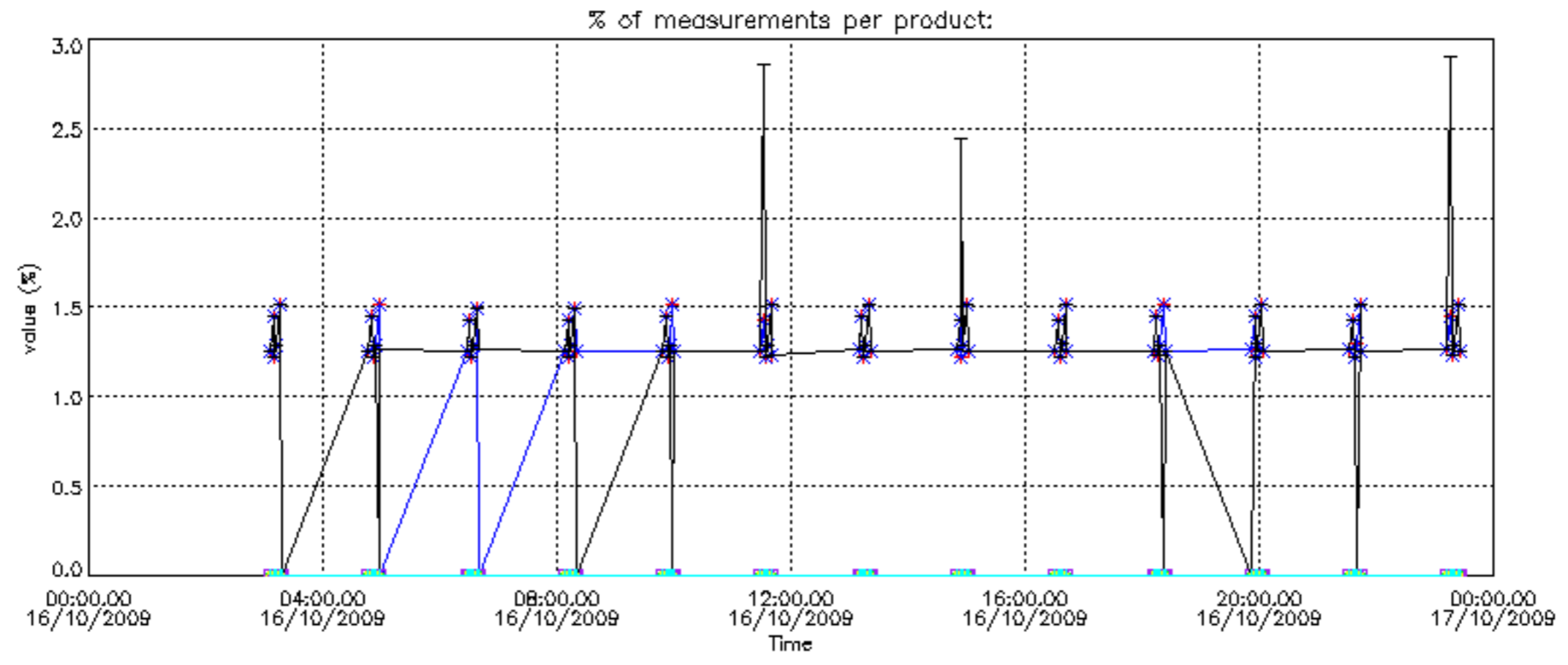
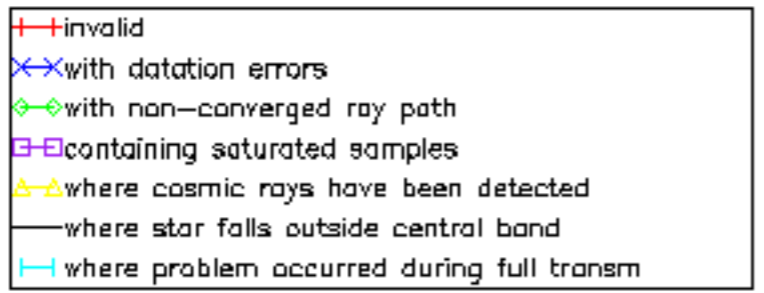
Percentage of flagged data per NO2 profile



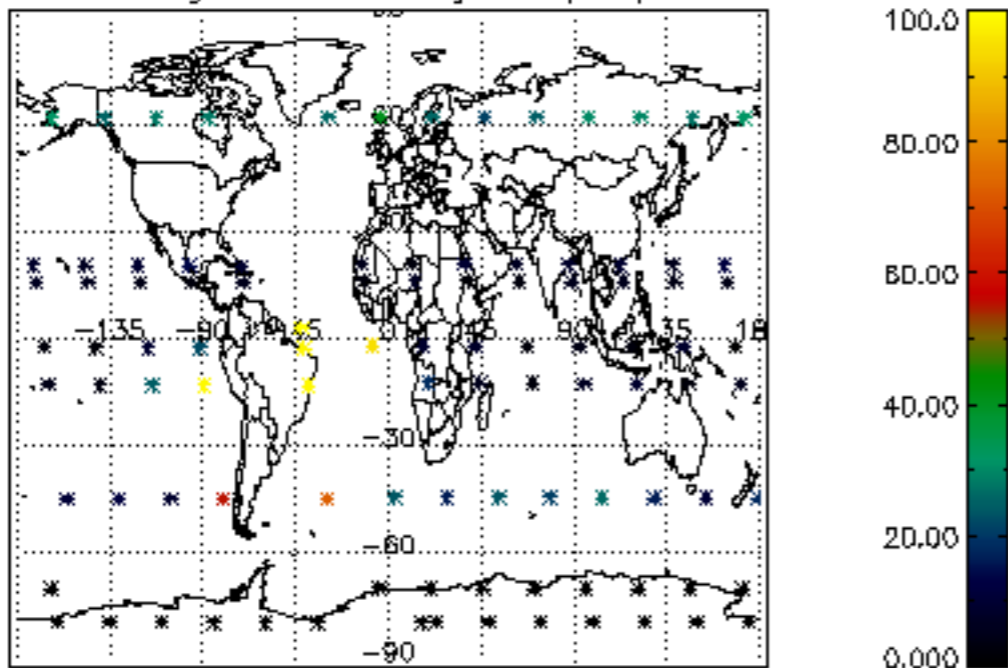
Percentage of flagged data per NO3 profile



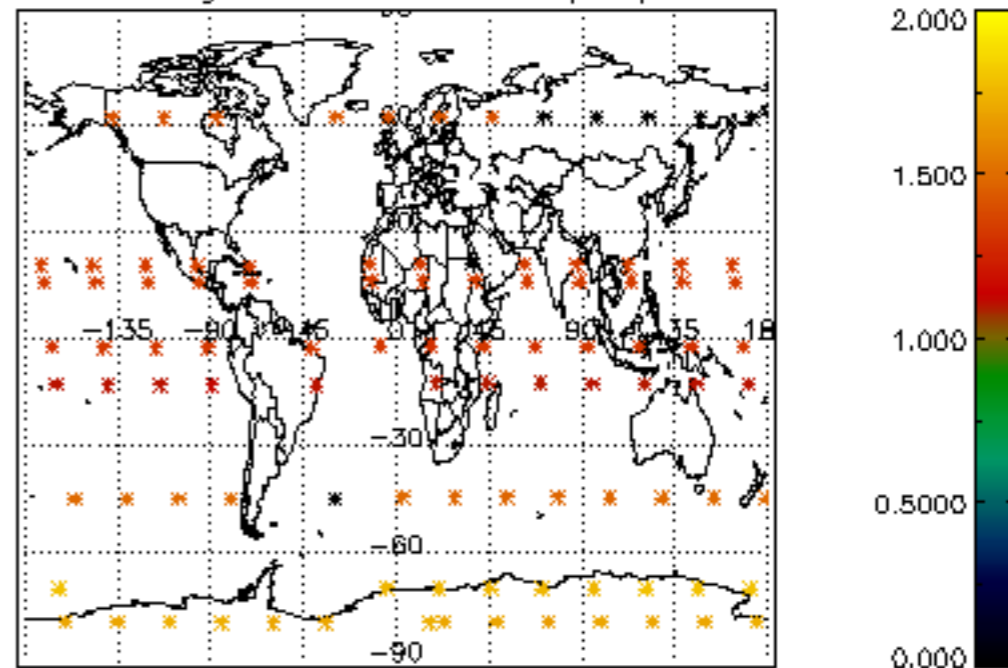




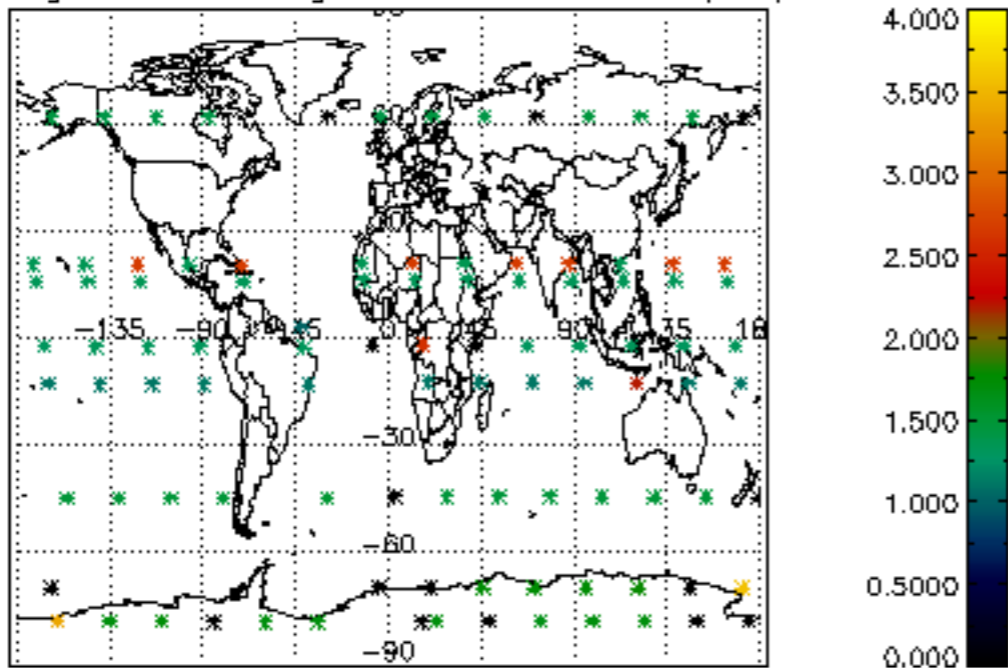
Percentage of cosmic ray hits per profile



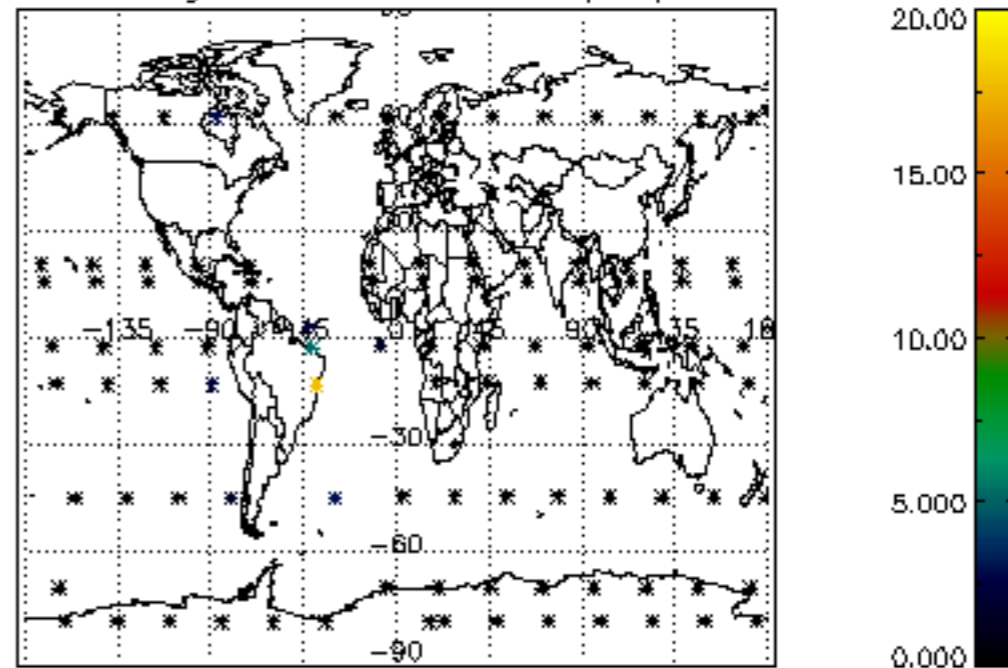
Percentage of datation errors per profile



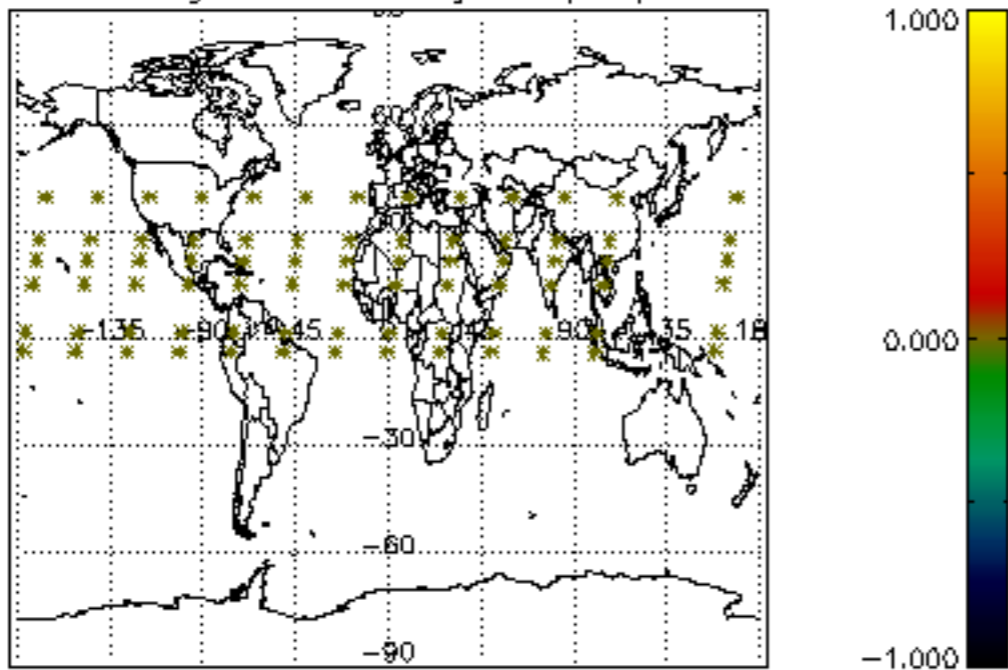
Percentage of star falling outside central band per profile



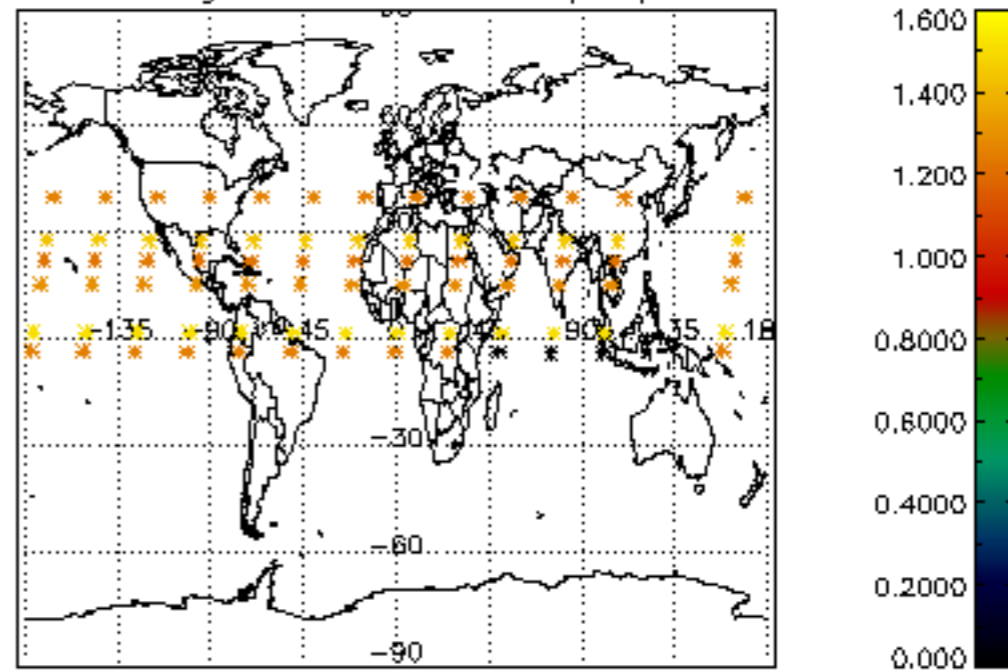
Percentage of saturation errors per profile



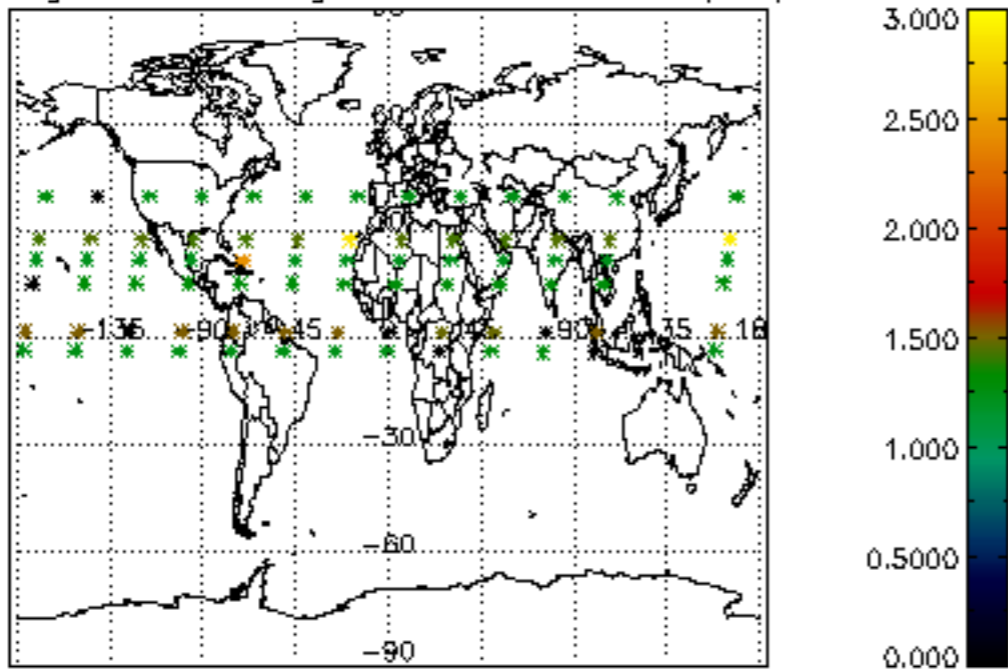
Percentage of cosmic ray hits per profile



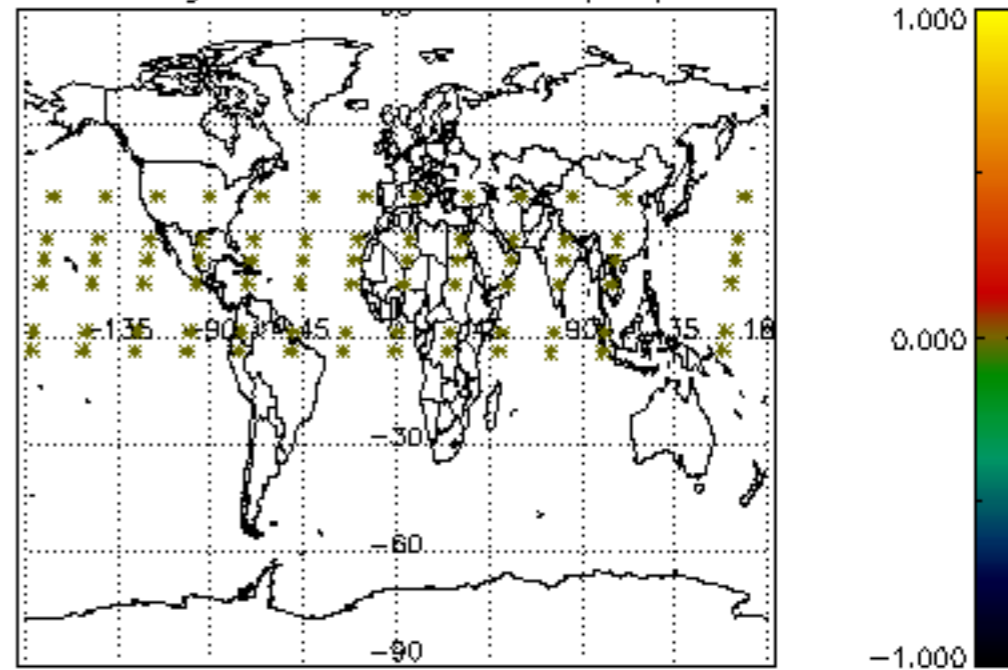
Percentage of datation errors per profile

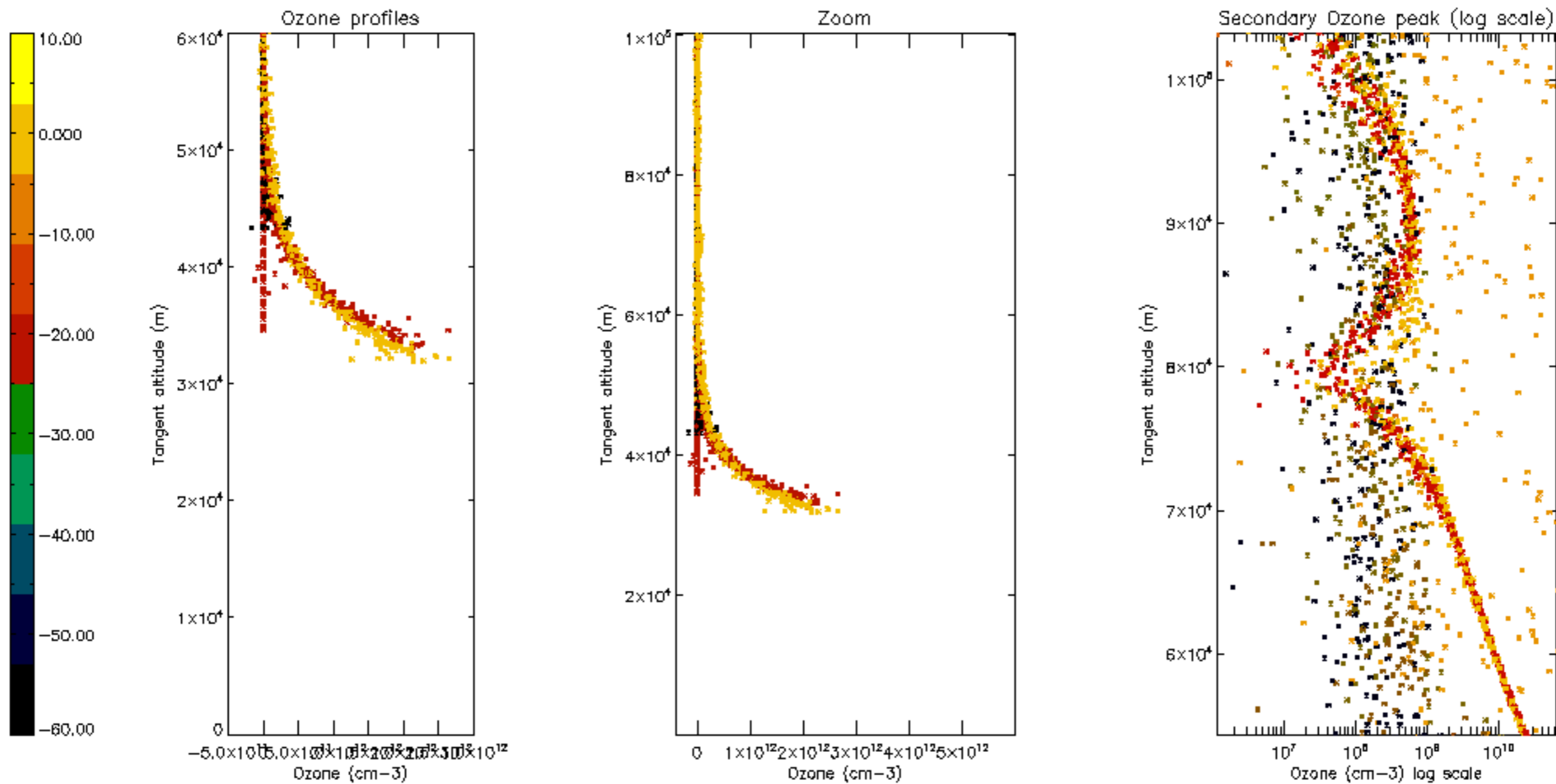


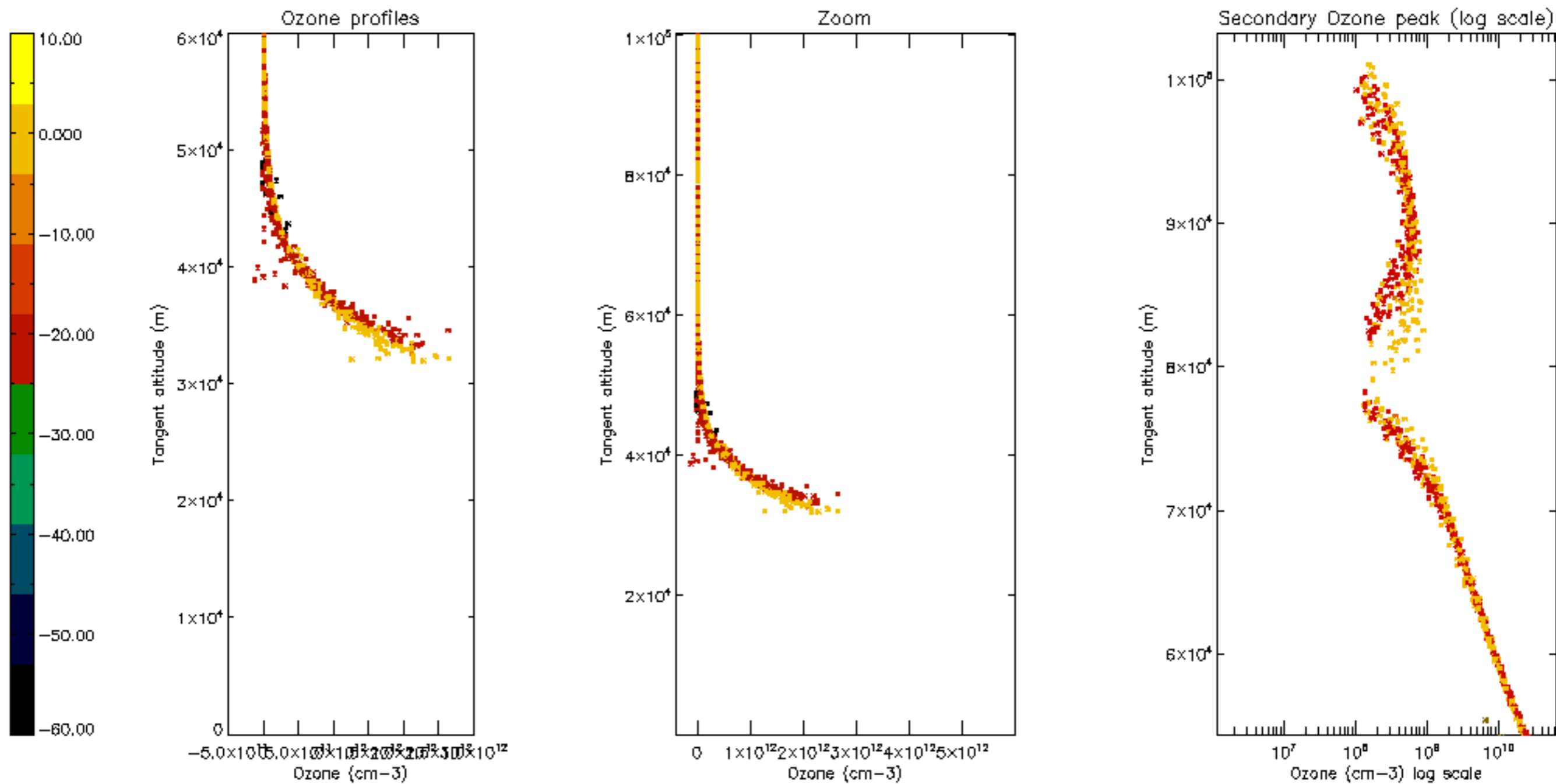
Percentage of star falling outside central band per profile

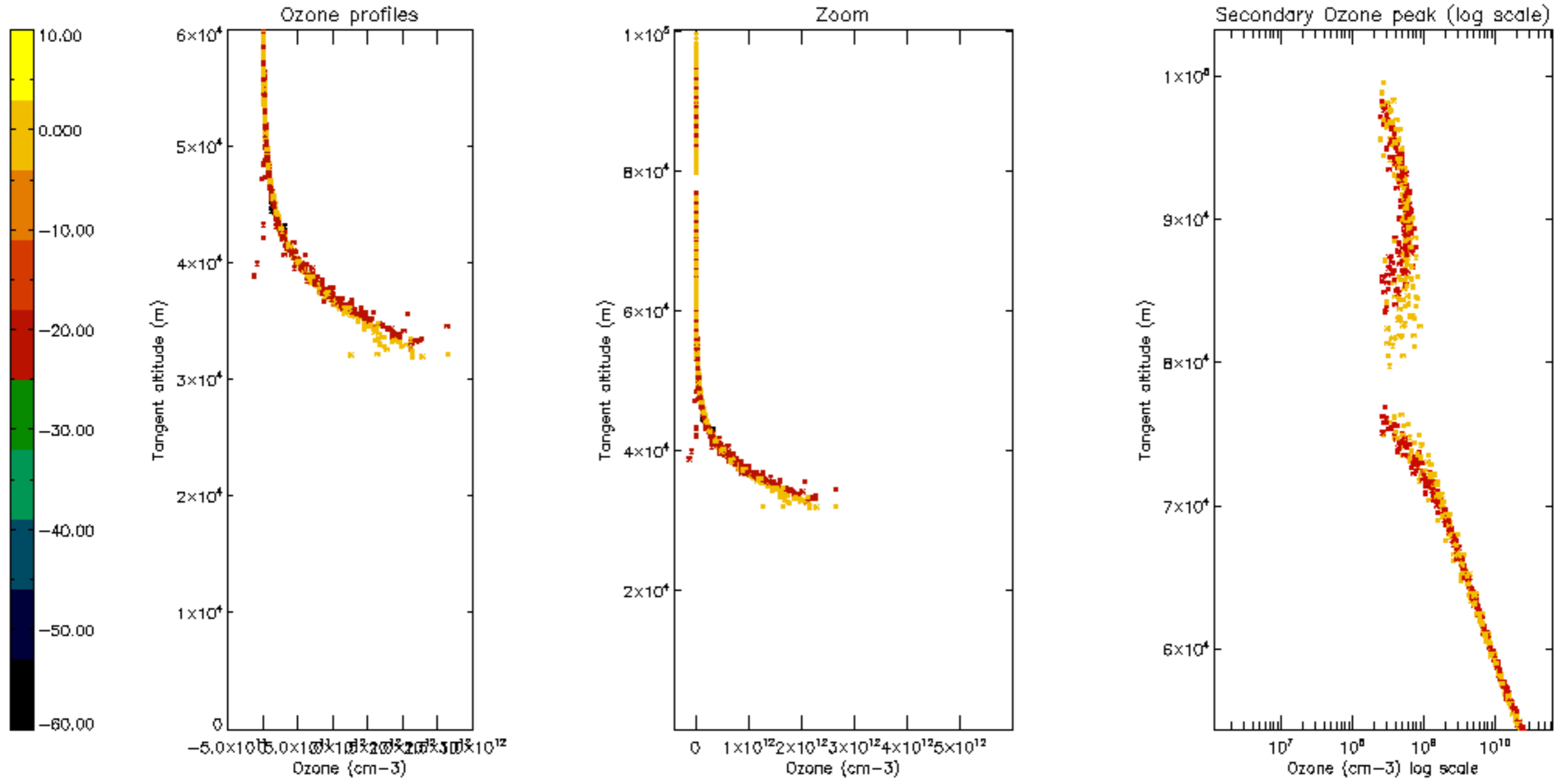


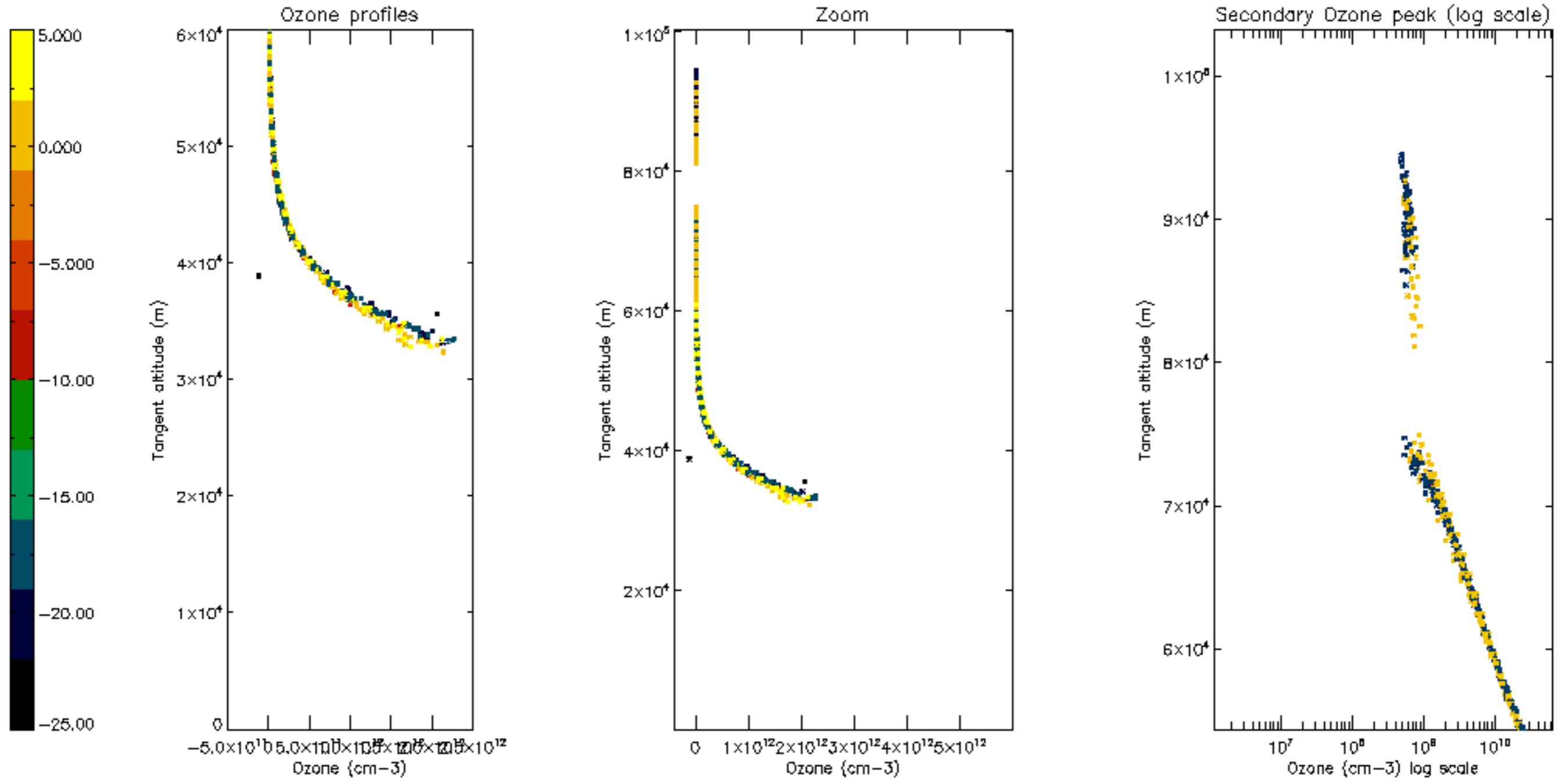
Percentage of saturation errors per profile

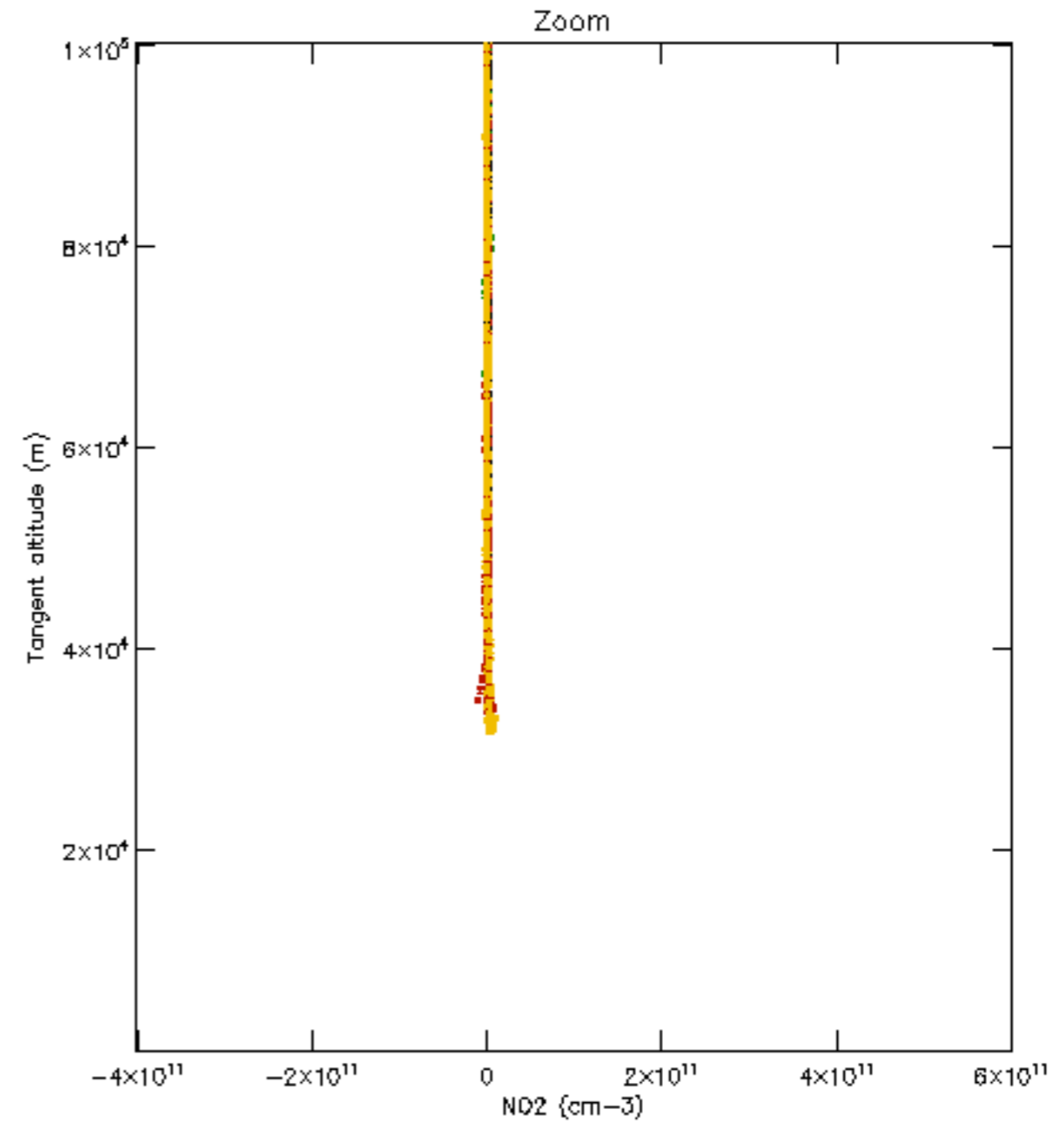
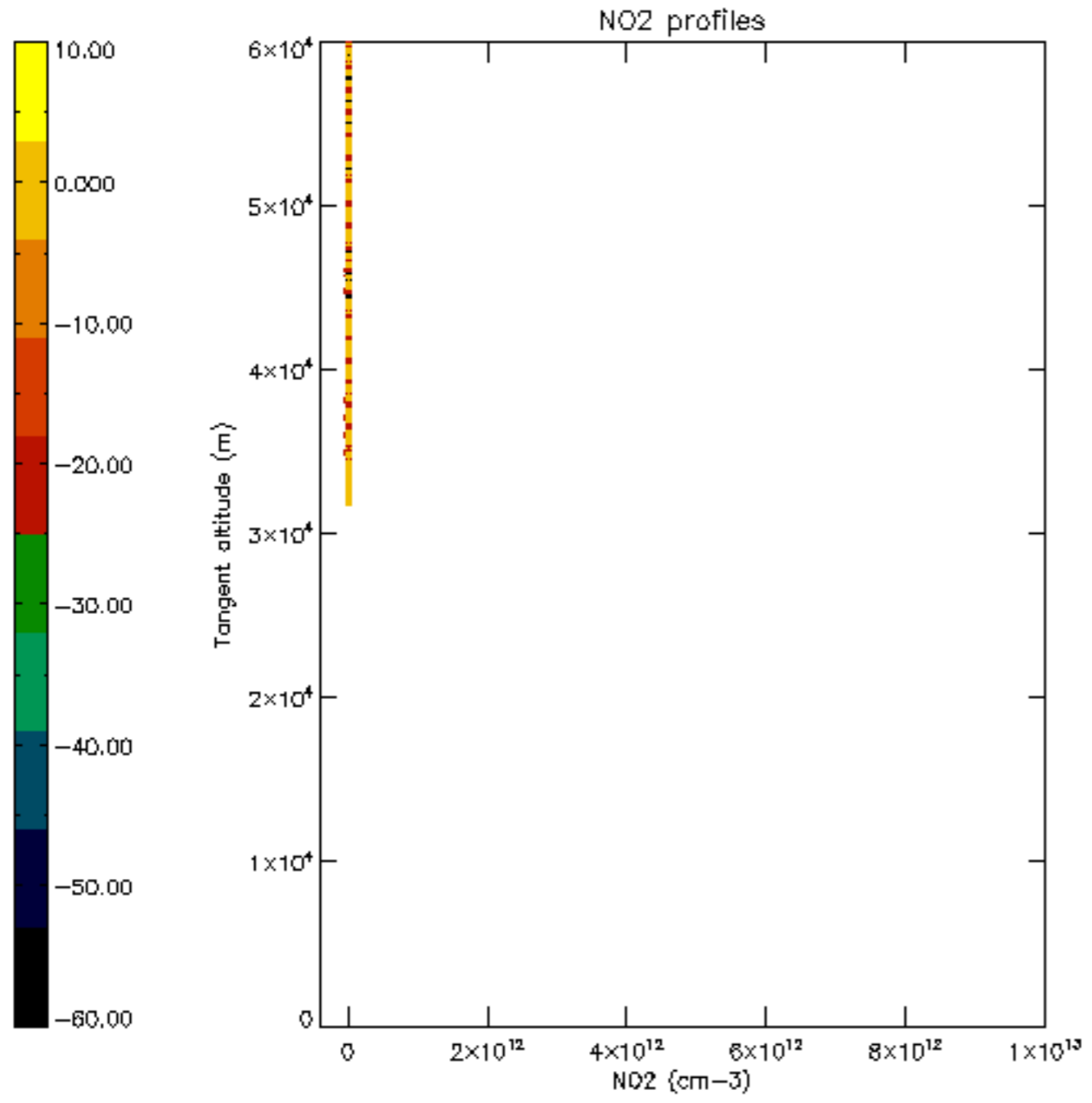


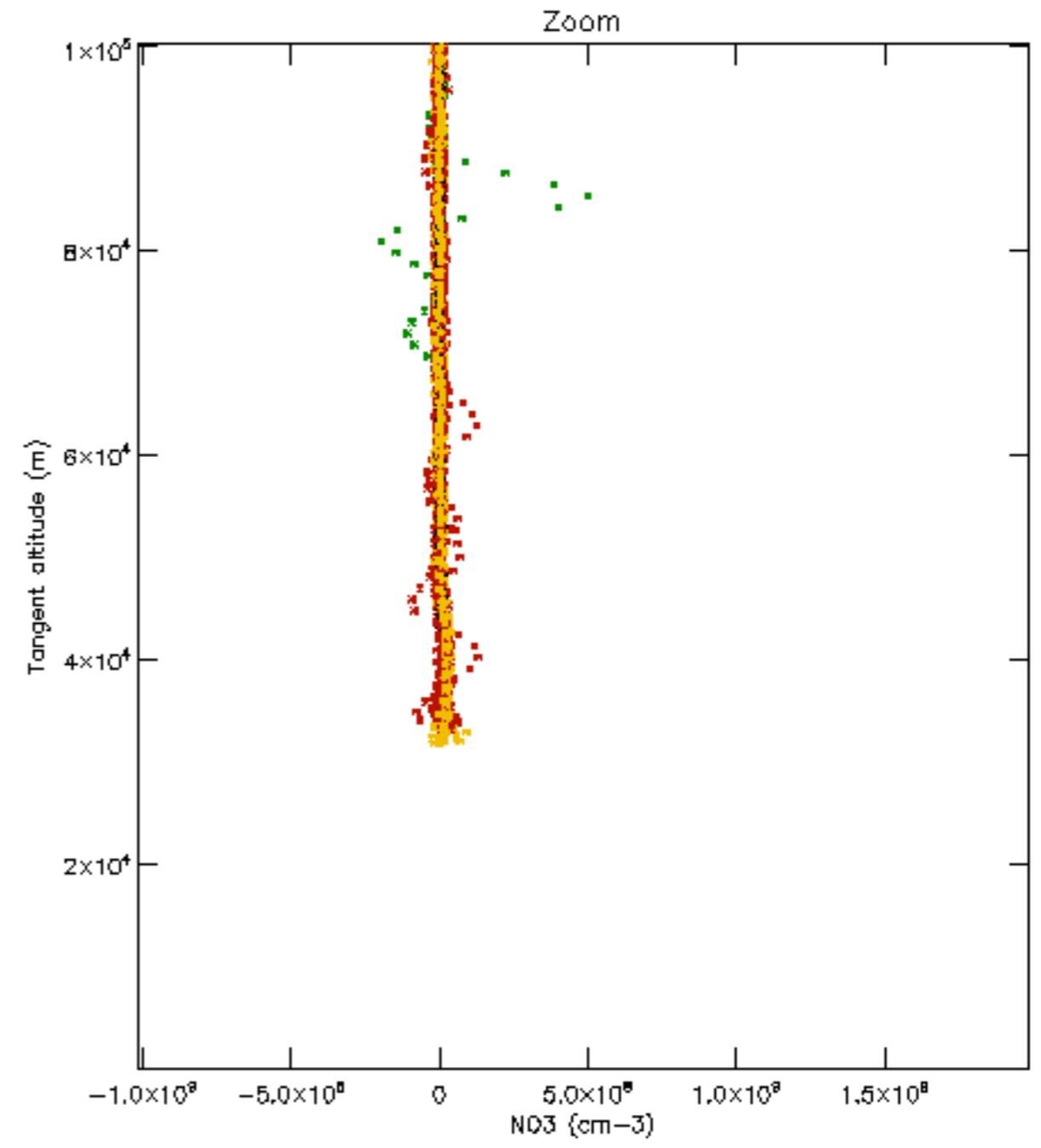
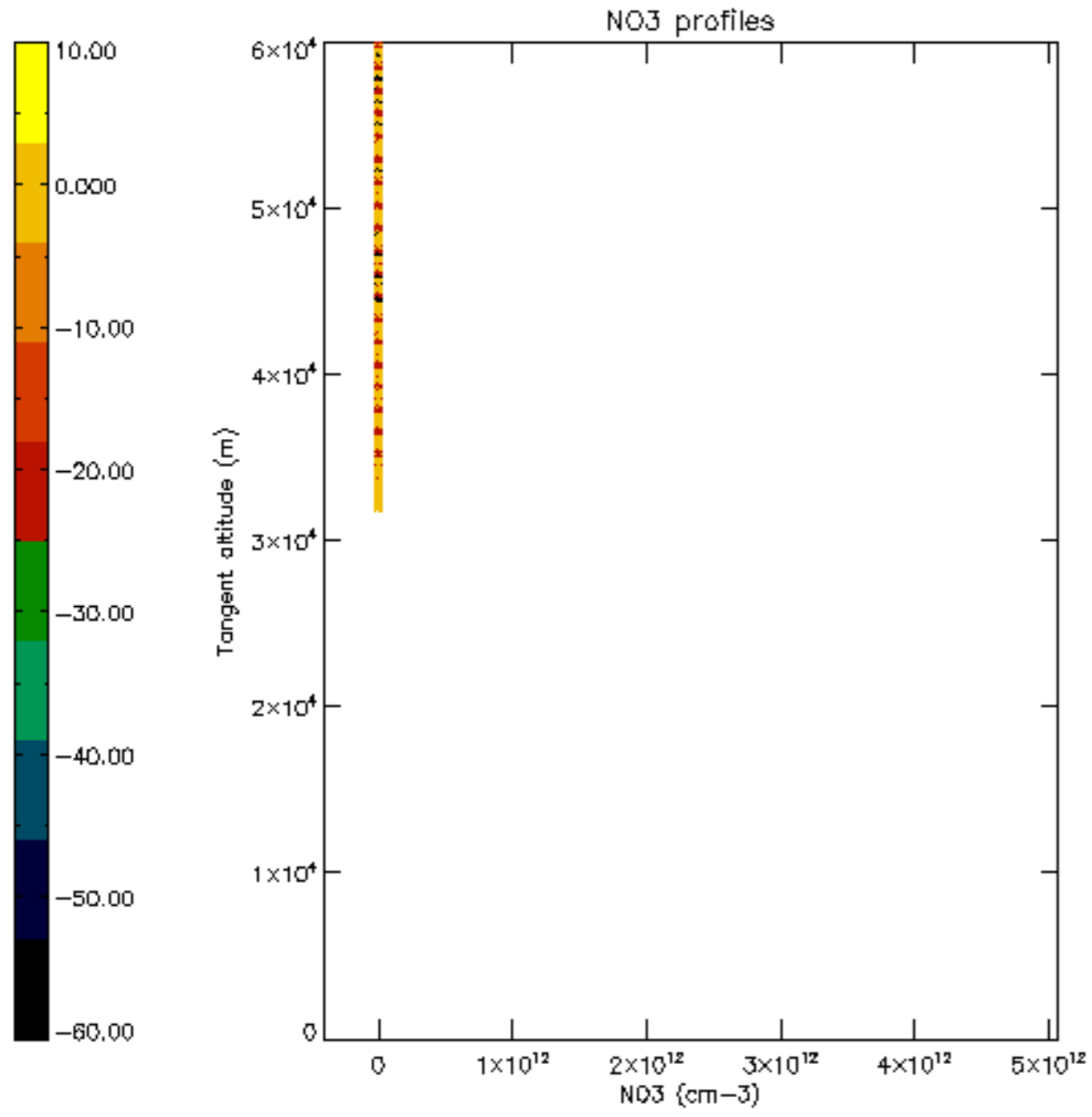


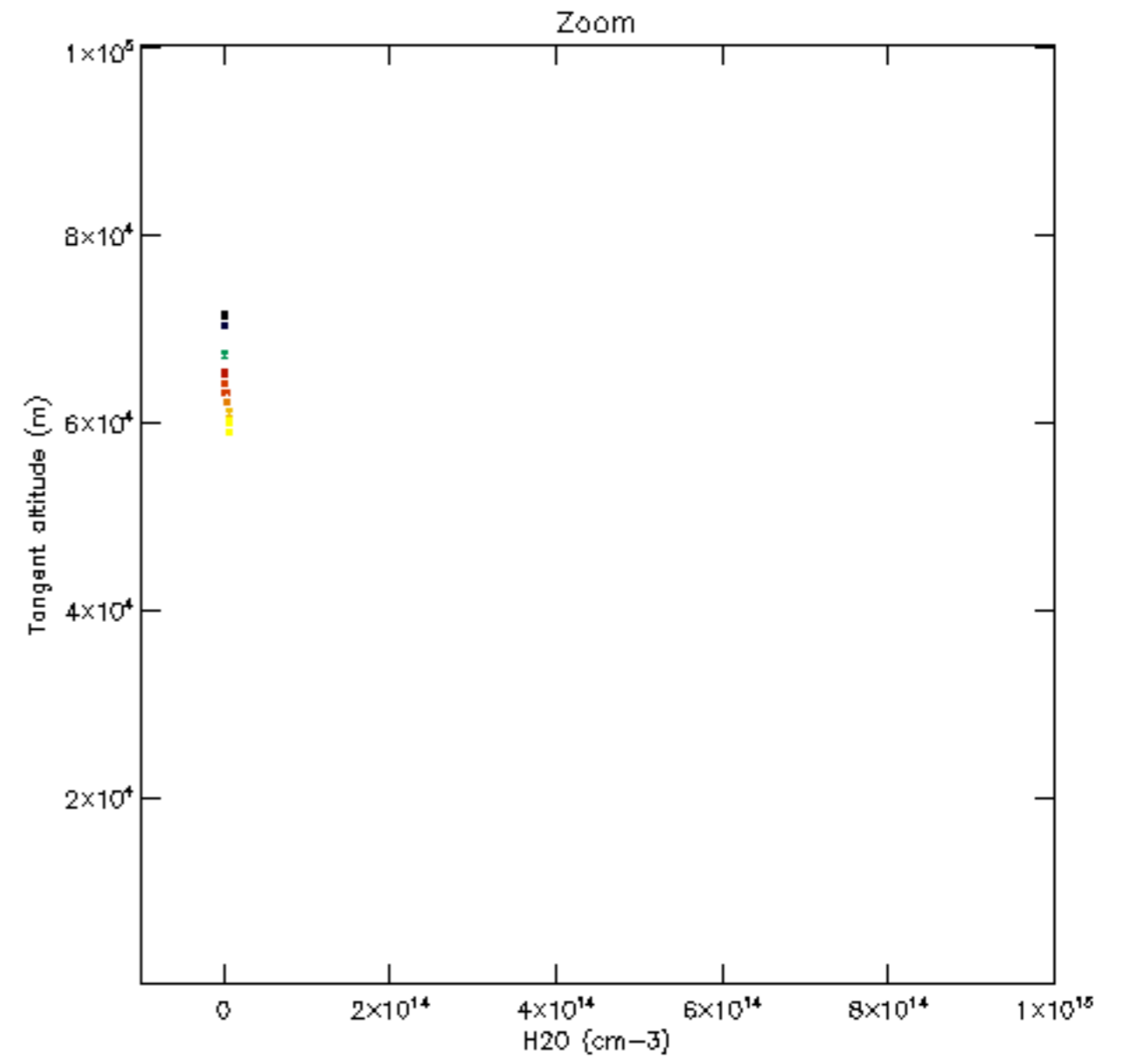
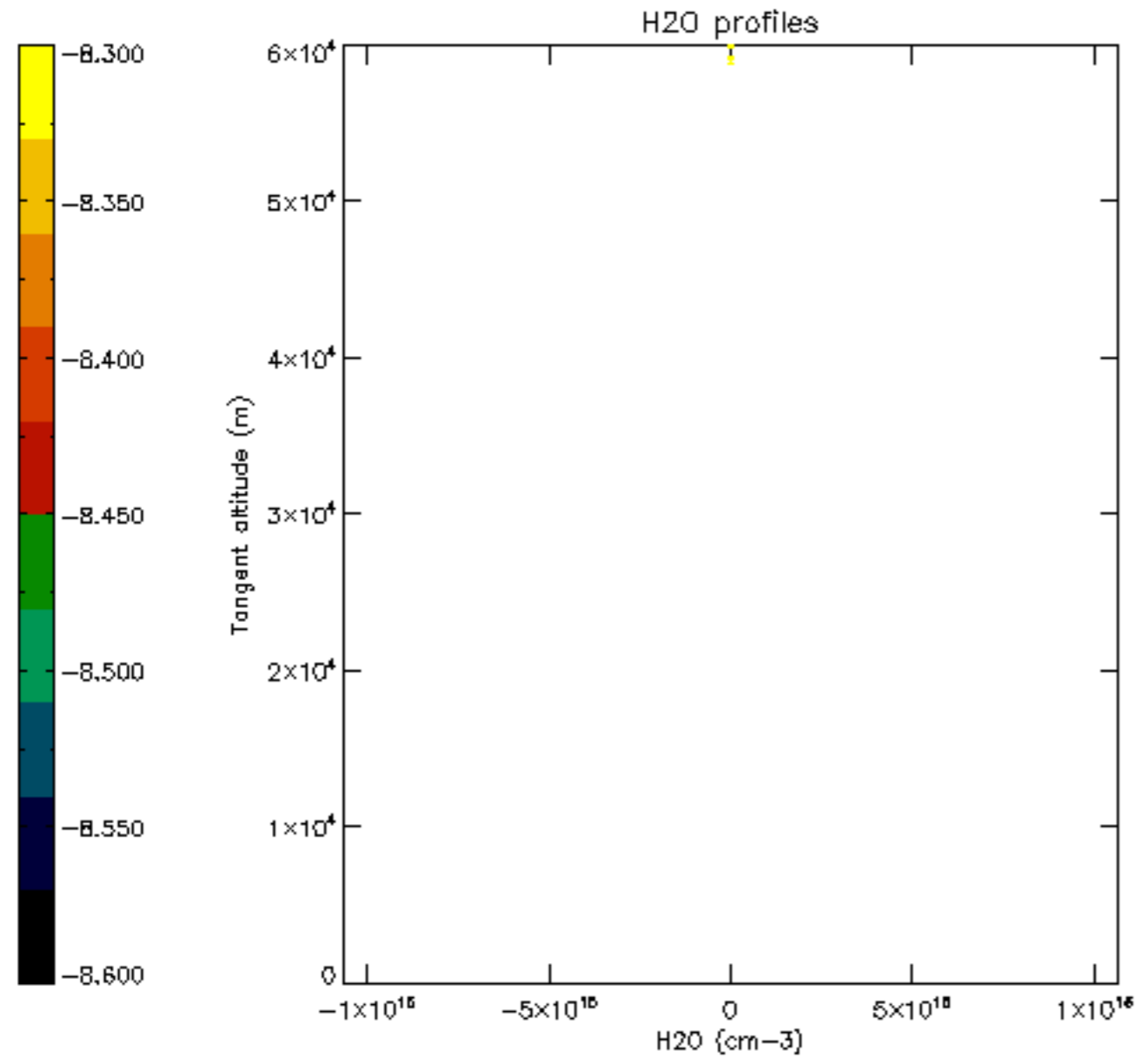


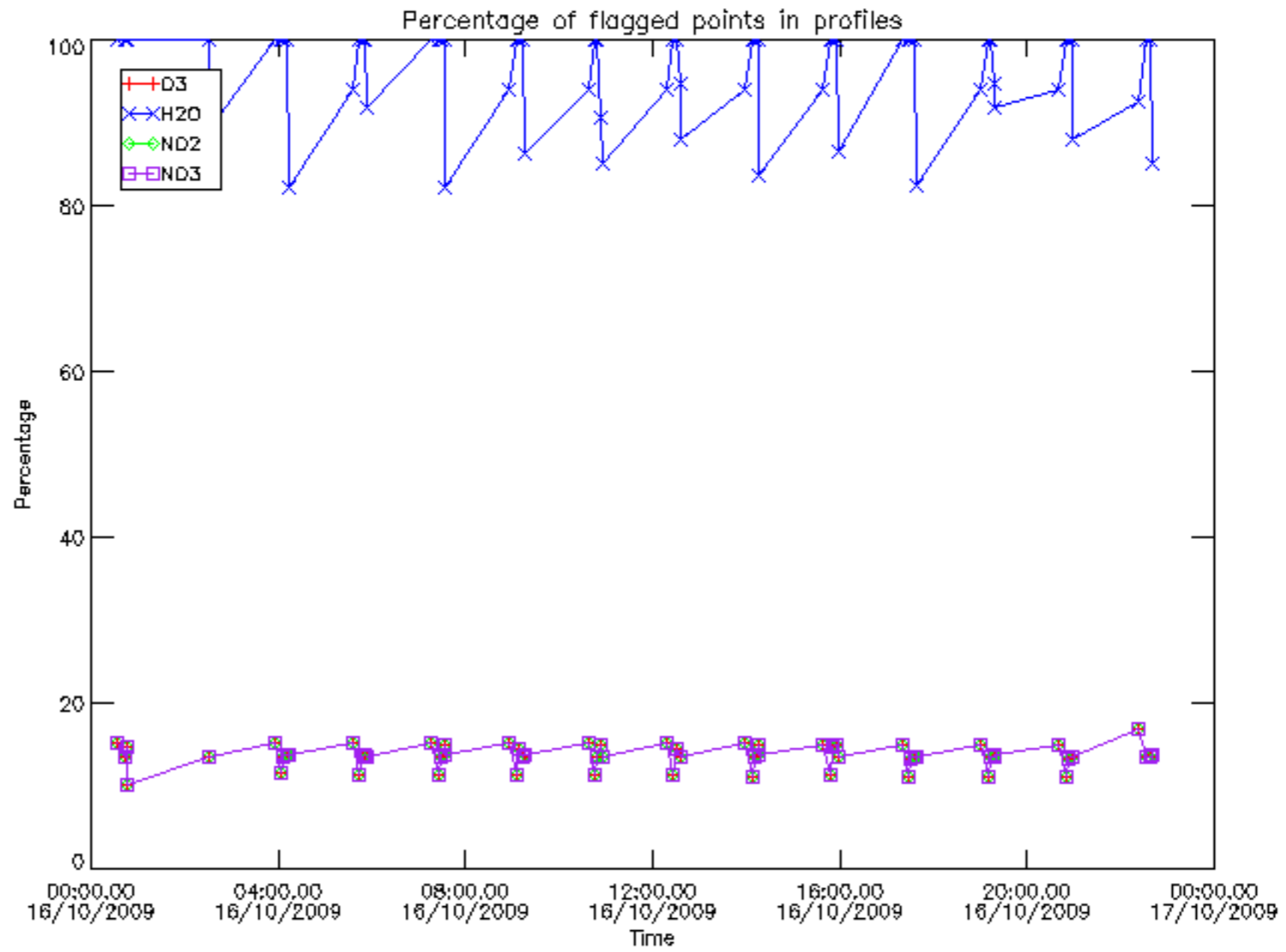




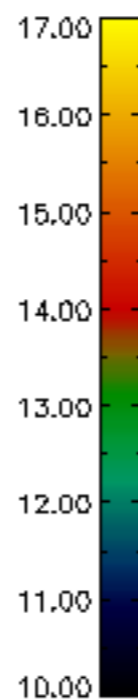
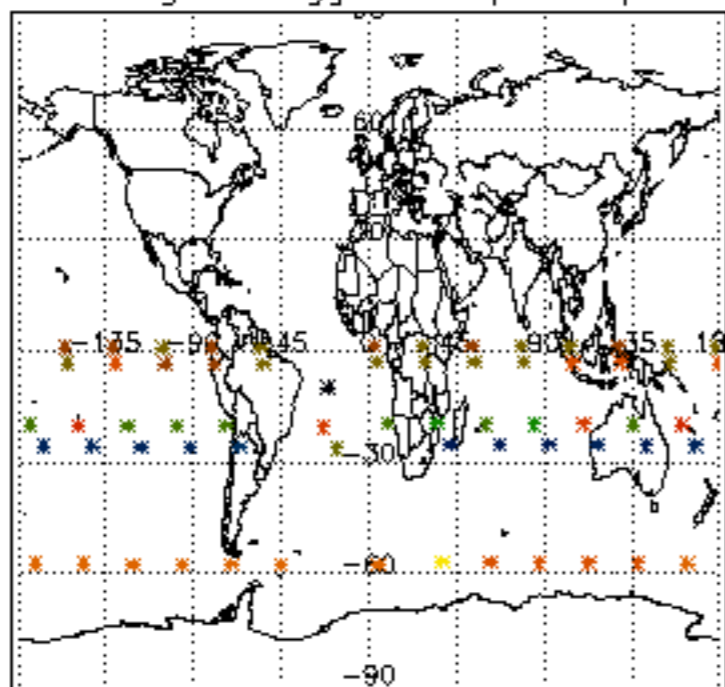




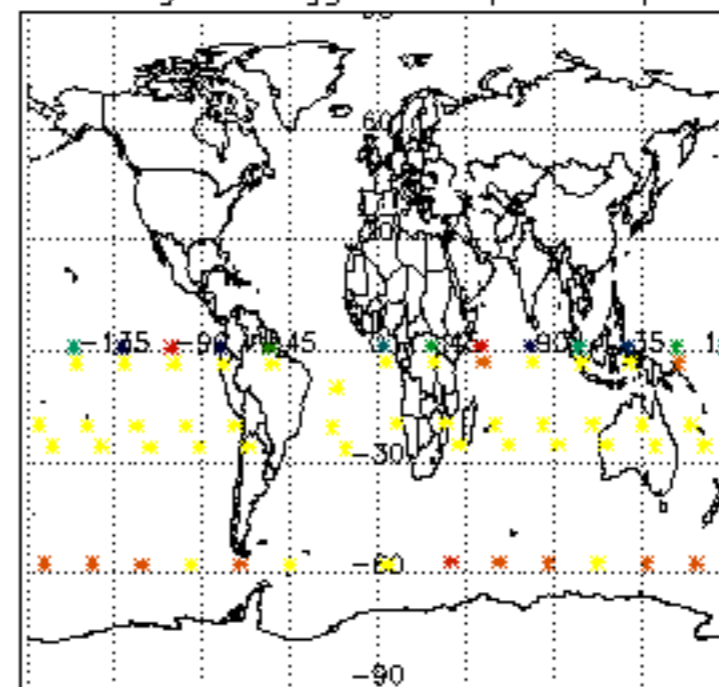




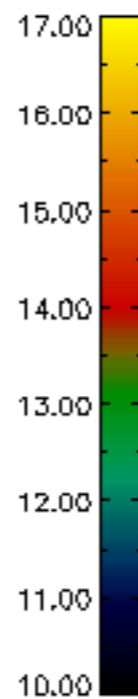
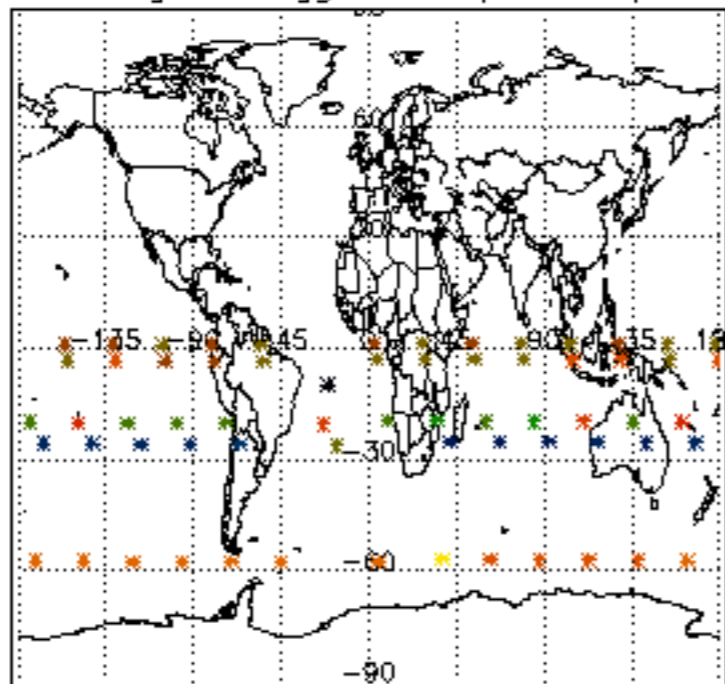
Percentage of flagged data per D3 profile



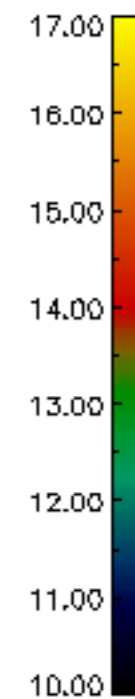
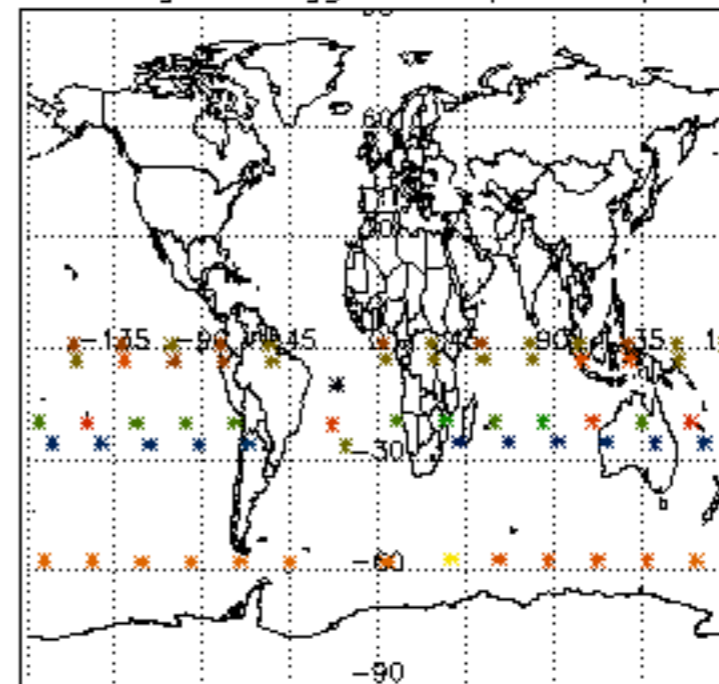
Percentage of flagged data per H2O profile

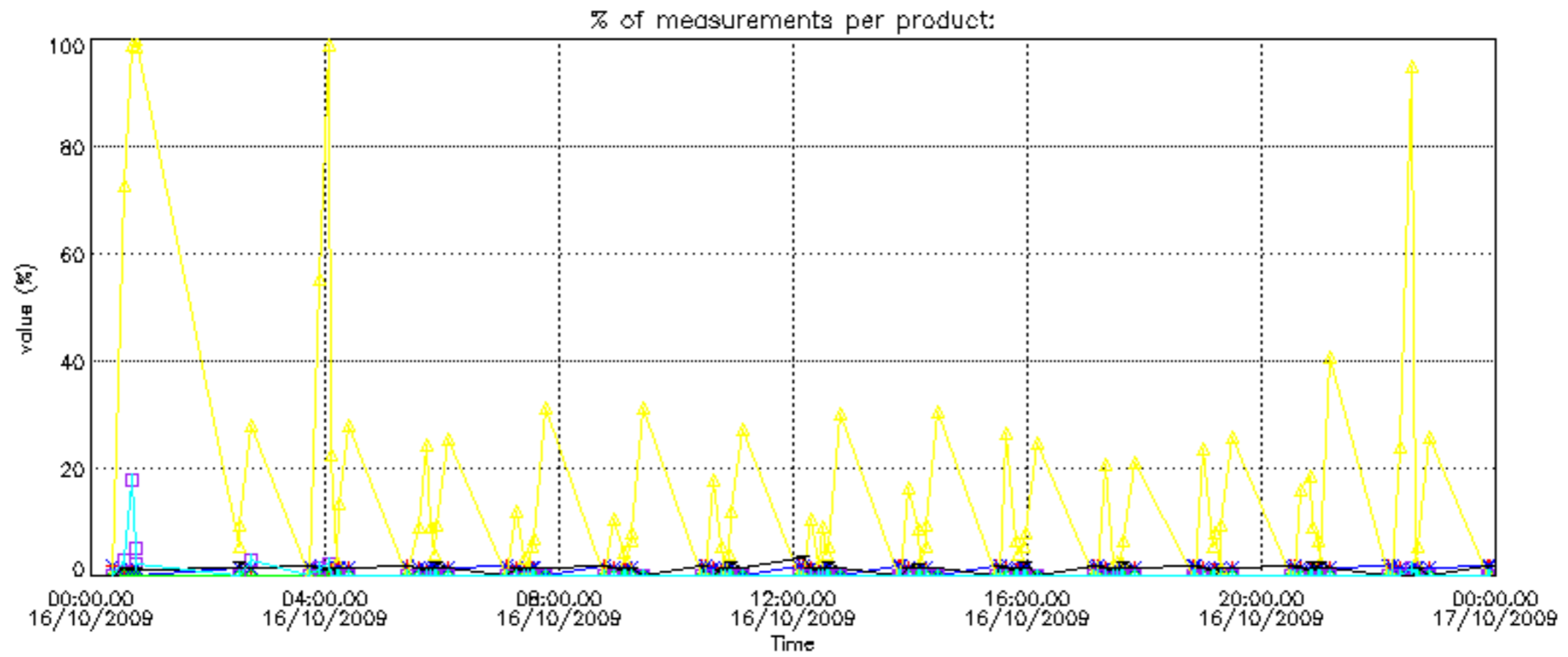
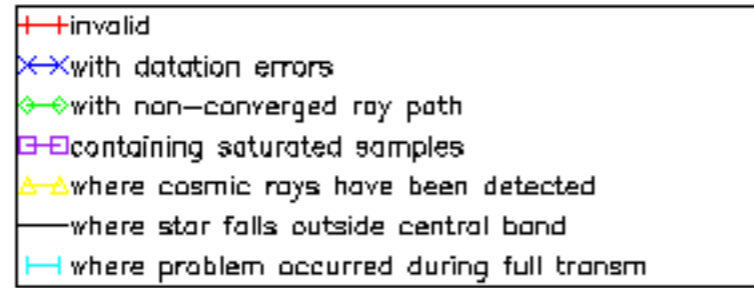


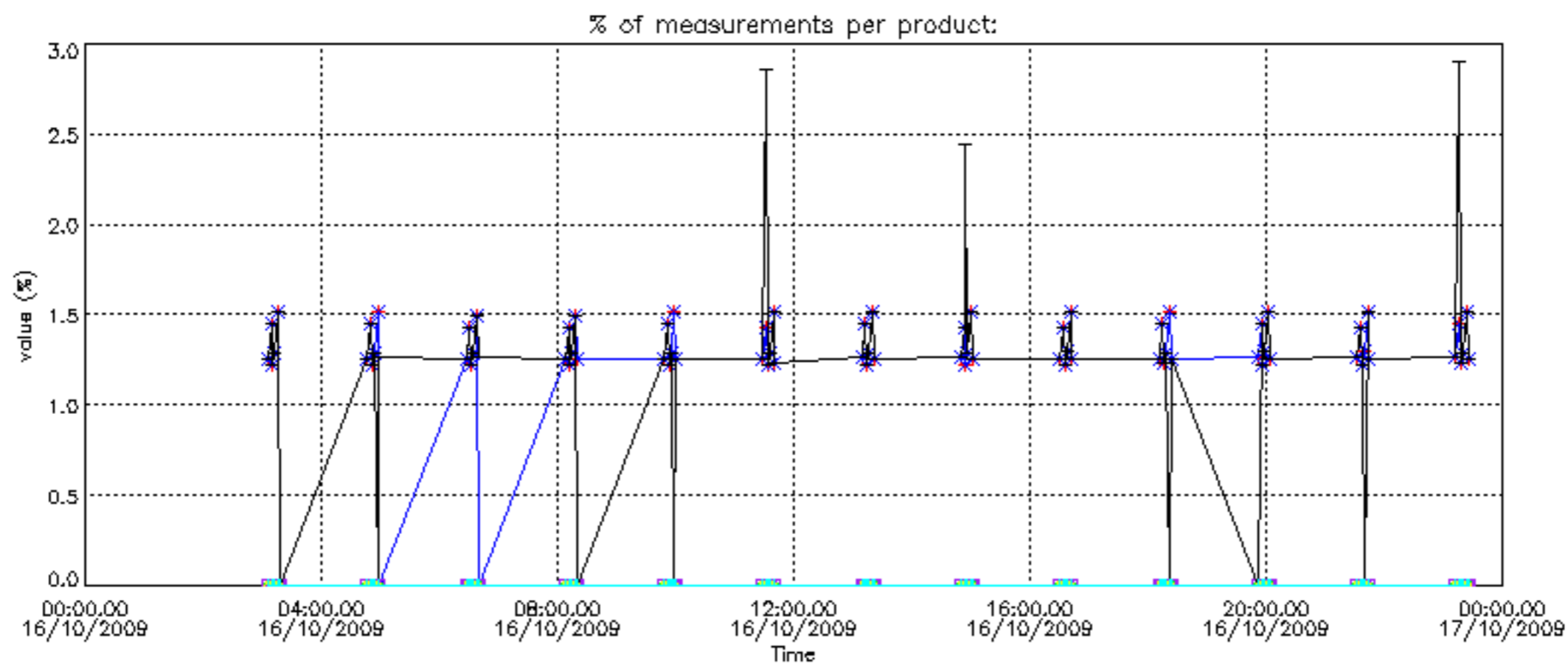
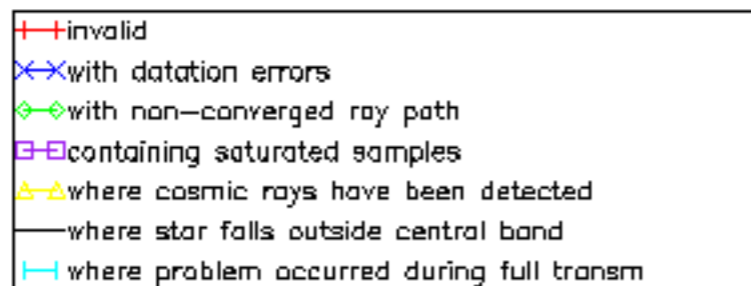
Percentage of flagged data per NO2 profile



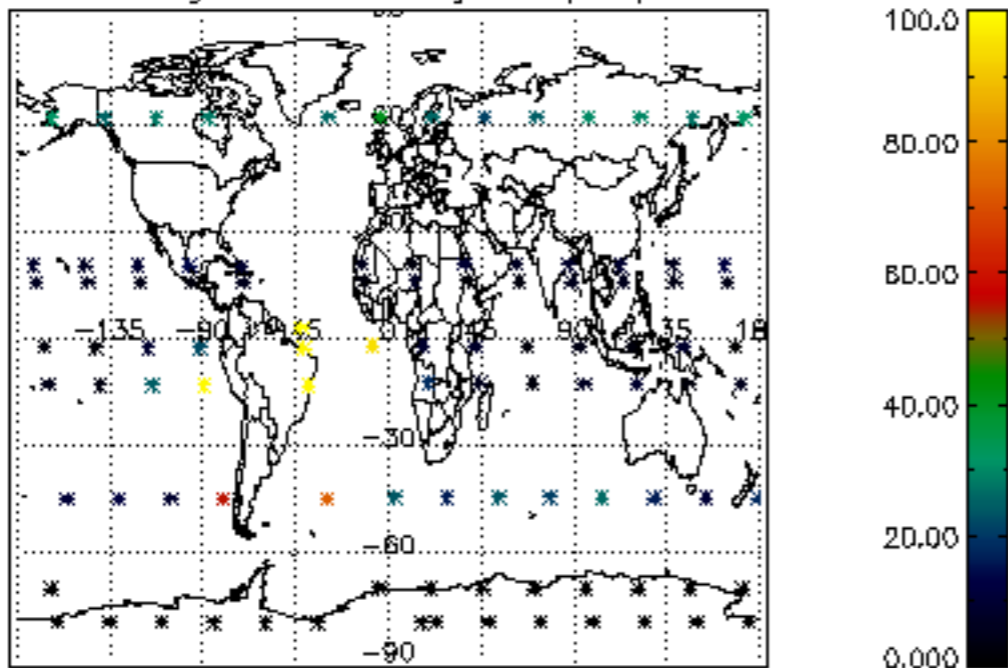
Percentage of flagged data per NO3 profile



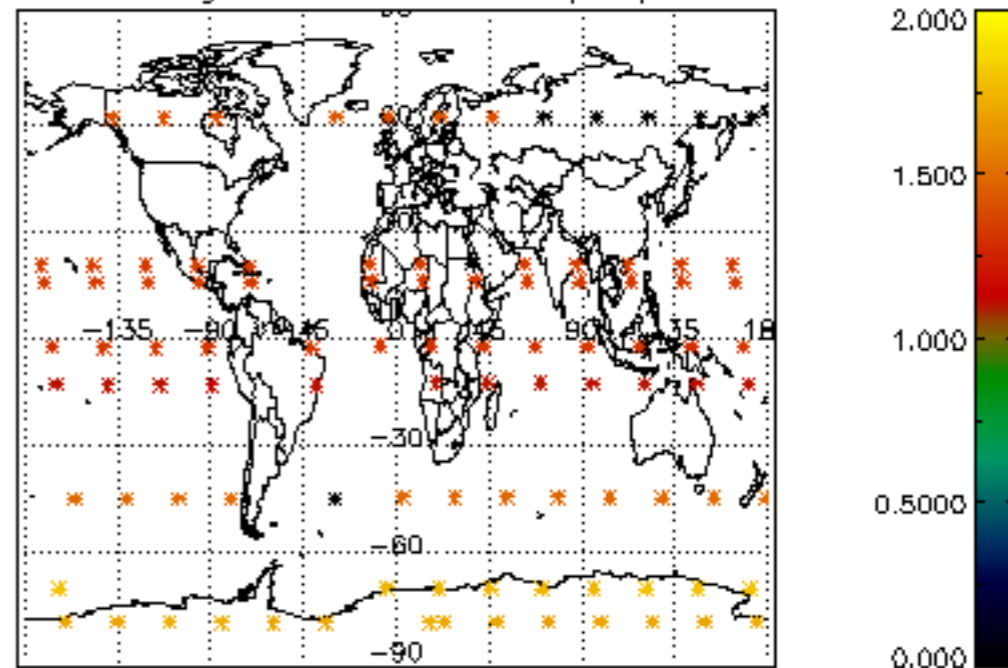




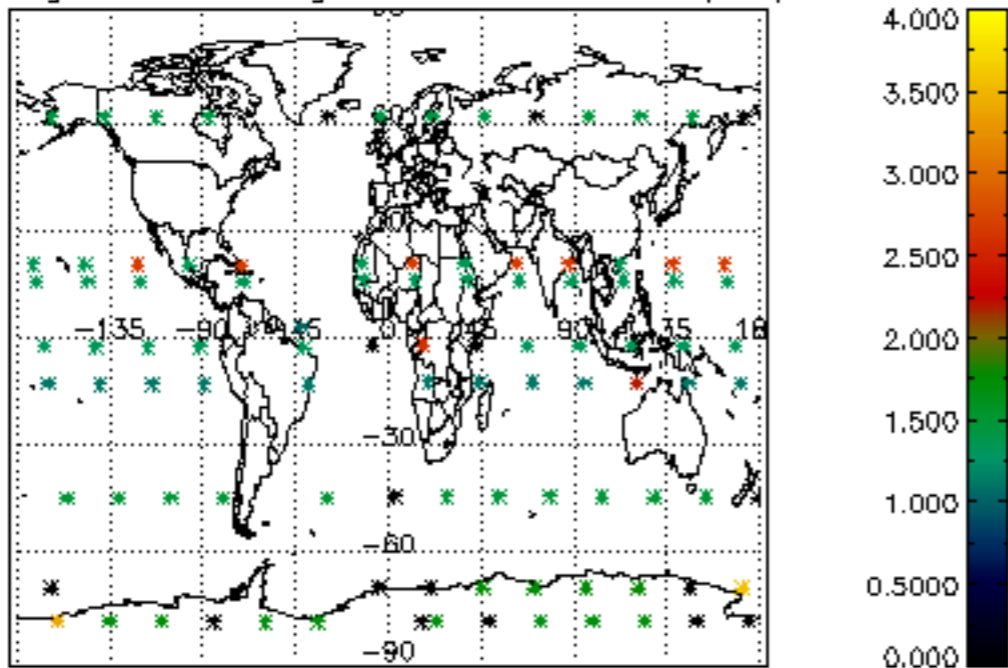
Percentage of cosmic ray hits per profile



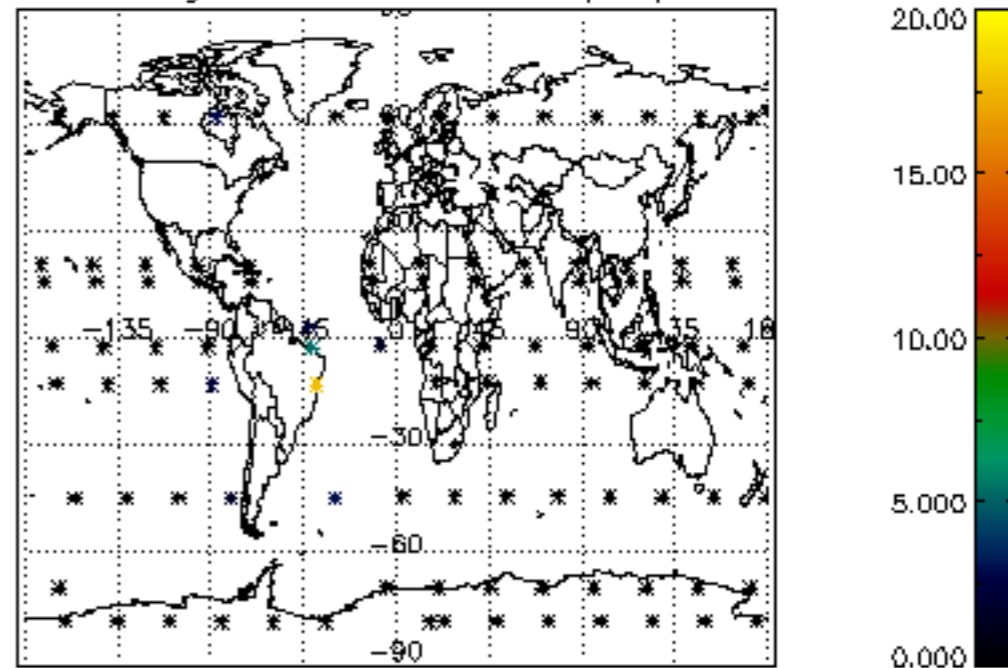
Percentage of datation errors per profile



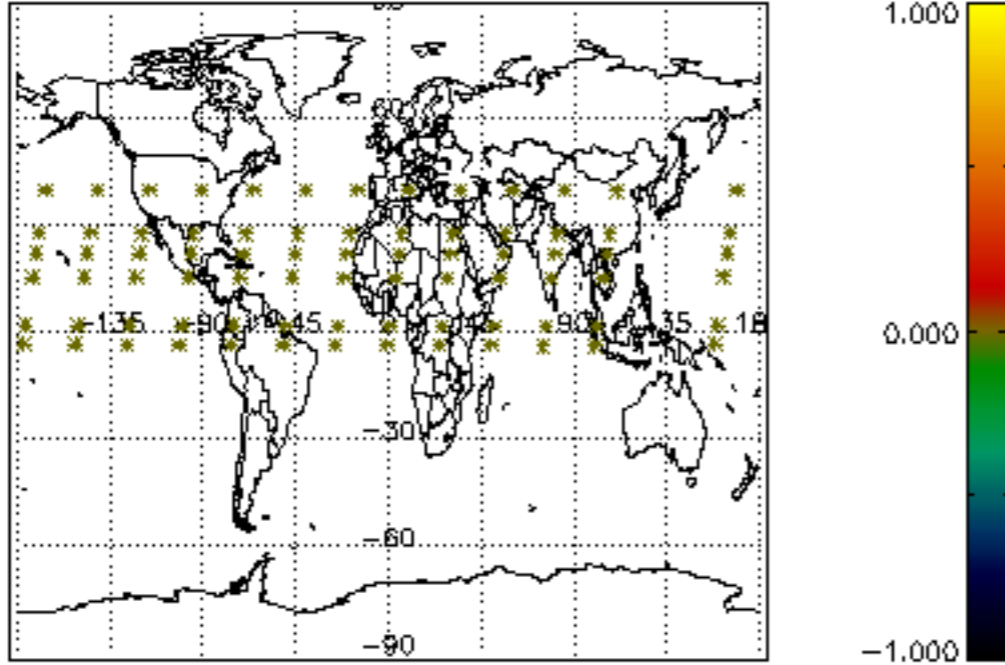
Percentage of star falling outside central band per profile



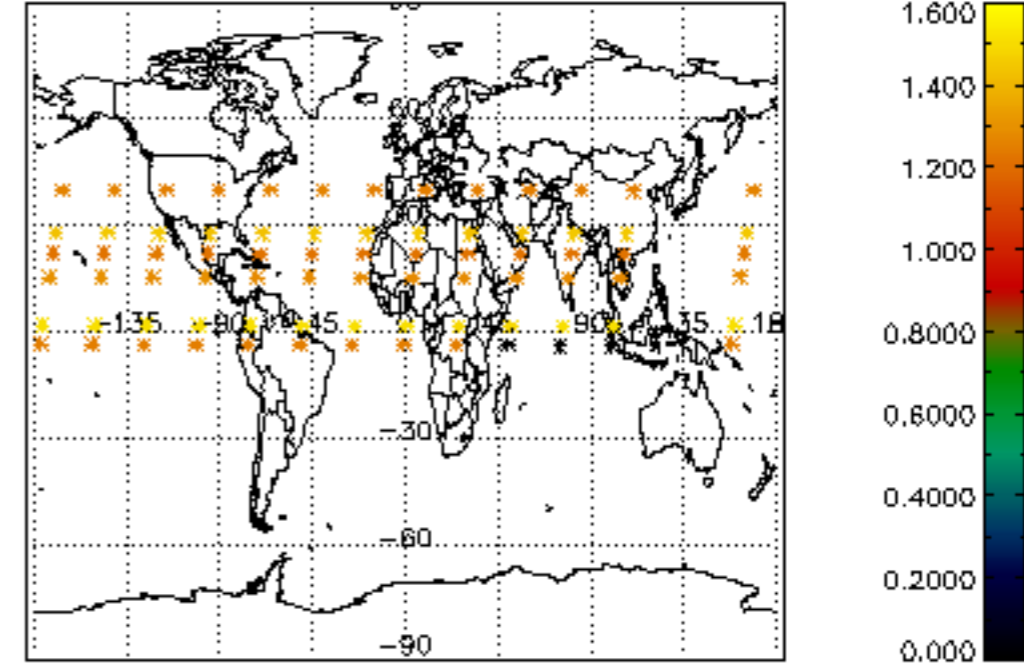
Percentage of saturation errors per profile



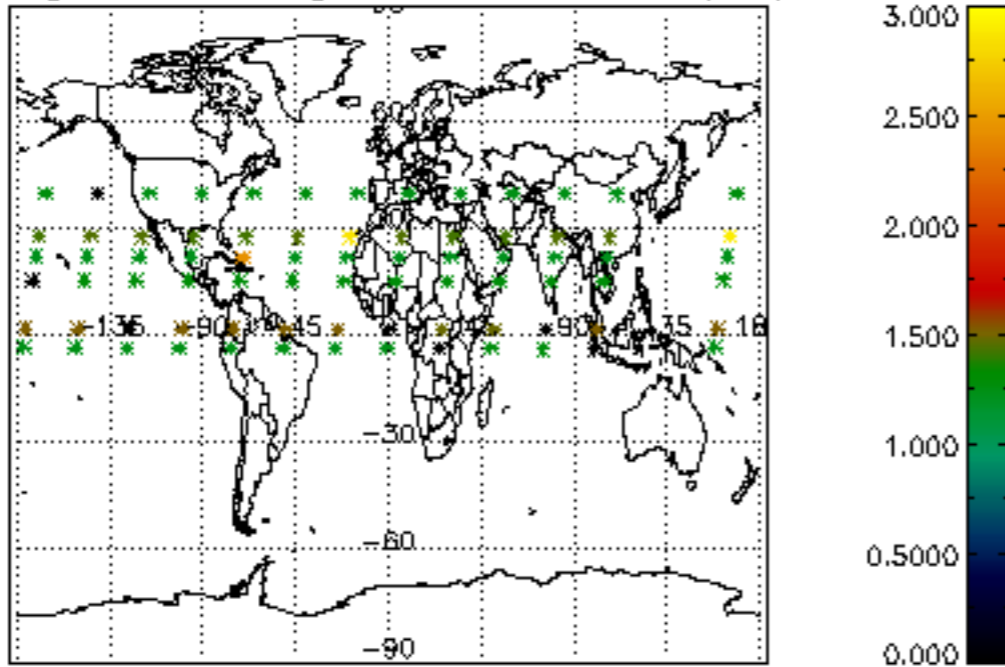
Percentage of cosmic ray hits per profile



Percentage of datation errors per profile



Percentage of star falling outside central band per profile



Percentage of saturation errors per profile

