

GOMOS Level 2 Daily Report

SUMMARY

[1. General Info](#)

[2. Summary of processed GOM_NL_2P products](#)

[3. Level 2 Quality information per product](#)

[3.1 Plot of level 2 quality information per product \(time dependant\)](#)

[3.2 Plot of level 2 quality information per product \(world map\)](#)

[4. Level 1 Quality information per product \(stored on level 2 products\)](#)

[4.1 Plot of level 1 quality information per product \(time dependant\)](#)

[4.1.1 Plot of level 1 quality information per product \(time dependant\): ASCENDING](#)

[4.1.2 Plot of level 1 quality information per product \(time dependant\): DESCENDING](#)

[4.2 Plot of level 1 quality information per product \(world map\)](#)

[4.2.1 Plot of level 1 quality information per product \(world map\): ASCENDING](#)

[4.2.2 Plot of level 1 quality information per product \(world map\): DESCENDING](#)

[5. Ozone profiles based on quality statistics and other trace gas profiles](#)

[5.1 Ozone statistics based on quality of products](#)

[5.2 Plot ozone profiles for all STD \(dark without errors\)](#)

[5.3 Plot ozone profiles where STD < 20% \(dark without errors\)](#)

[5.4. Plot ozone profiles where STD < 10% \(dark without errors\)](#)

[5.5. Plot ozone profiles where STD < 5% \(dark without errors\)](#)

[5.6 Plot NO2 profiles for all STD \(dark without errors\)](#)

[5.7 Plot NO3 profiles for all STD \(dark without errors\)](#)

[5.8 Plot H2O profiles \(only for occultations of stars 1,2,3,4,13,14,16,26,63 dark without errors\) for all STD](#)

[6. Auxiliary Data Files used for the production reported in section 2](#)

This report presents the daily analysis on parameters extracted from GOMOS level 2 data (GOM_NL__2P). It is intended to monitor some important parameters that will impact the quality of these products. A list of level 2 products (and content) that have arrived during the reporting day to the PCF is also given.

Item	Value
Time of report generation	26APR2013 13:14:36
Data source version	GOMOS/6.01
Start time of products	13-10-2009 (13OCT2009 00:00:00)
Stop time of products	14-10-2009 (14OCT2009 00:00:00)
Store outputs in DB	Yes
Nb of level 2 prods	170
Nb of prods with errors	0

2. Summary of processed GOM_NL__2P products.

Nr	Filename	UTC Start time	Limb	Duration	Star Id	Star Name	Star Mag	Star Temp	Nb Meas	Orbit	Prod. error
1	GOM_NL__2PRFIN20091013_001650_000000282083_00202_39835_2797.N1	13-OCT-2009 00:16:50	Twilight	28.000	166	17Eps Leo	2.9800	6000.0	56	39835	No
2	GOM_NL__2PRFIN20091013_002713_000000322083_00202_39835_2798.N1	13-OCT-2009 00:27:13	Dark	31.500	48	30Alp Hya	1.9770	4100.0	63	39835	No
3	GOM_NL__2PRFIN20091013_003856_000000372083_00202_39835_2799.N1	13-OCT-2009 00:38:56	Dark	36.500	70	Zet Pup	2.2460	39000.	73	39835	No
4	GOM_NL__2PRFIN20091013_004405_000000372083_00203_39836_2797.N1	13-OCT-2009 00:44:05	Dark	37.000	161	Tau Pup	2.9310	4500.0	74	39836	No
5	GOM_NL__2PRFIN20091013_004527_000000372083_00203_39836_2798.N1	13-OCT-2009 00:45:27	Dark	37.000	2	Alp Car	-0.73600	7000.0	74	39836	No
6	GOM_NL__2PRFIN20091013_005726_000000372083_00203_39836_2799.N1	13-OCT-2009 00:57:26	Straylight	36.500	157	The1Eri	2.9060	9300.0	73	39836	No
7	GOM_NL__2PRFIN20091013_011955_000000432083_00203_39836_2800.N1	13-OCT-2009 01:19:55	Bright	42.500	105	6Bet Ari	2.6450	8900.0	85	39836	No
8	GOM_NL__2PRFIN20091013_012310_000000362083_00203_39836_2801.N1	13-OCT-2009 01:23:10	Bright	35.500	53	43Bet And	2.0480	3300.0	71	39836	No
9	GOM_NL__2PRFIN20091013_012505_000000432083_00203_39836_2802.N1	13-OCT-2009 01:25:05	Bright	43.000	173	4Bet Tri	3.0040	8900.0	86	39836	No
10	GOM_NL__2PRFIN20091013_012652_000000412083_00203_39836_2803.N1	13-OCT-2009 01:26:52	Bright	40.500	73	57Gam1And	2.2600	13100.	81	39836	No
11	GOM_NL__2PRFIN20091013_013022_000000342083_00203_39836_2804.N1	13-OCT-2009 01:30:22	Bright	33.500	110	37Del Cas	2.6780	8900.0	67	39836	No
12	GOM_NL__2PRFIN20091013_013216_000000412083_00203_39836_2805.N1	13-OCT-2009 01:32:16	Bright	41.000	160	23Gam Per	2.9300	4700.0	82	39836	No
13	GOM_NL__2PRFIN20091013_015726_000000282083_00203_39836_2806.N1	13-OCT-2009 01:57:26	Twilight	27.500	166	17Eps Leo	2.9800	6000.0	55	39836	No
14	GOM_NL__2PRFIN20091013_020750_000000322083_00203_39836_2807.N1	13-OCT-2009 02:07:50	Dark	32.000	48	30Alp Hya	1.9770	4100.0	64	39836	No
15	GOM_NL__2PRFIN20091013_021621_000000422083_00203_39836_2808.N1	13-OCT-2009 02:16:21	Dark	42.000	132	15Rho Pup	2.8030	6900.0	84	39836	No
16	GOM_NL__2PRFIN20091013_021933_000000372083_00203_39836_2809.N1	13-OCT-2009 02:19:33	Dark	37.000	70	Zet Pup	2.2460	39000.	74	39836	No
17	GOM_NL__2PRFIN20091013_022442_000000372083_00204_39837_2806.N1	13-OCT-2009 02:24:42	Dark	36.500	161	Tau Pup	2.9310	4500.0	73	39837	No
18	GOM_NL__2PRFIN20091013_022604_000000372083_00204_39837_2807.N1	13-OCT-2009 02:26:04	Dark	37.000	2	Alp Car	-0.73600	7000.0	74	39837	No
19	GOM_NL__2PRFIN20091013_023802_000000362083_00204_39837_2808.N1	13-OCT-2009 02:38:02	Straylight	36.000	157	The1Eri	2.9060	9300.0	72	39837	No
20	GOM_NL__2PRFIN20091013_030031_000000422083_00204_39837_2809.N1	13-OCT-2009 03:00:31	Bright	42.000	105	6Bet Ari	2.6450	8900.0	84	39837	No
21	GOM_NL__2PRFIN20091013_030346_000000362083_00204_39837_2810.N1	13-OCT-2009 03:03:46	Bright	35.500	53	43Bet And	2.0480	3300.0	71	39837	No
22	GOM_NL__2PRFIN20091013_030540_000000432083_00204_39837_2811.N1	13-OCT-2009 03:05:40	Bright	43.000	173	4Bet Tri	3.0040	8900.0	86	39837	No
23	GOM_NL__2PRFIN20091013_030728_000000412083_00204_39837_2812.N1	13-OCT-2009 03:07:28	Bright	40.500	73	57Gam1And	2.2600	13100.	81	39837	No
24	GOM_NL__2PRFIN20091013_031057_000000342083_00204_39837_2813.N1	13-OCT-2009 03:10:57	Bright	33.500	110	37Del Cas	2.6780	8900.0	67	39837	No
25	GOM_NL__2PRFIN20091013_031251_000000402083_00204_39837_2814.N1	13-OCT-2009 03:12:51	Bright	40.000	160	23Gam Per	2.9300	4700.0	80	39837	No
26	GOM_NL__2PRFIN20091013_033803_000000282083_00204_39837_2815.N1	13-OCT-2009 03:38:03	Twilight	28.000	166	17Eps Leo	2.9800	6000.0	56	39837	No
27	GOM_NL__2PRFIN20091013_034826_000000322083_00204_39837_2816.N1	13-OCT-2009 03:48:26	Dark	32.000	48	30Alp Hya	1.9770	4100.0	64	39837	No
28	GOM_NL__2PRFIN20091013_035658_000000432083_00204_39837_2817.N1	13-OCT-2009 03:56:58	Dark	42.500	132	15Rho Pup	2.8030	6900.0	85	39837	No
29	GOM_NL__2PRFIN20091013_040010_000000372083_00204_39837_2818.N1	13-OCT-2009 04:00:10	Dark	37.000	70	Zet Pup	2.2460	39000.	74	39837	No
30	GOM_NL__2PRFIN20091013_040519_000000372083_00205_39838_2815.N1	13-OCT-2009 04:05:19	Dark	36.500	161	Tau Pup	2.9310	4500.0	73	39838	No
31	GOM_NL__2PRFIN20091013_040641_000000372083_00205_39838_2816.N1	13-OCT-2009 04:06:41	Dark	36.500	2	Alp Car	-0.73600	7000.0	73	39838	No
32	GOM_NL__2PRFIN20091013_041839_000000372083_00205_39838_2817.N1	13-OCT-2009 04:18:39	Straylight	36.500	157	The1Eri	2.9060	9300.0	73	39838	No
33	GOM_NL__2PRFIN20091013_044106_000000422083_00205_39838_2818.N1	13-OCT-2009 04:41:06	Bright	42.000	105	6Bet Ari	2.6450	8900.0	84	39838	No
34	GOM_NL__2PRFIN20091013_044421_000000362083_00205_39838_2819.N1	13-OCT-2009 04:44:21	Bright	35.500	53	43Bet And	2.0480	3300.0	71	39838	No
35	GOM_NL__2PRFIN20091013_044615_000000432083_00205_39838_2820.N1	13-OCT-2009 04:46:15	Bright	43.000	173	4Bet Tri	3.0040	8900.0	86	39838	No
36	GOM_NL__2PRFIN20091013_044803_000000402083_00205_39838_2821.N1	13-OCT-2009 04:48:03	Bright	40.000	73	57Gam1And	2.2600	13100.	80	39838	No
37	GOM_NL__2PRFIN20091013_045133_000000342083_00205_39838_2822.N1	13-OCT-2009 04:51:33	Bright	33.500	110	37Del Cas	2.6780	8900.0	67	39838	No
38	GOM_NL__2PRFIN20091013_045326_000000412083_00205_39838_2823.N1	13-OCT-2009 04:53:26	Bright	40.500	160	23Gam Per	2.9300	4700.0	81	39838	No
39	GOM_NL__2PRFIN20091013_051839_000000292083_00205_39838_2824.N1	13-OCT-2009 05:18:39	Twilight	28.500	166	17Eps Leo	2.9800	6000.0	57	39838	No
40	GOM_NL__2PRFIN20091013_052903_000000322083_00205_39838_2825.N1	13-OCT-2009 05:29:03	Dark	32.000	48	30Alp Hya	1.9770	4100.0	64	39838	No
41	GOM_NL__2PRFIN20091013_053735_000000432083_00205_39838_2826.N1	13-OCT-2009 05:37:35	Dark	42.500	132	15Rho Pup	2.8030	6900.0	85	39838	No
42	GOM_NL__2PRFIN20091013_054046_000000372083_00205_39838_2827.N1	13-OCT-2009 05:40:46	Dark	37.000	70	Zet Pup	2.2460	39000.	74	39838	No

43	GOM_NL__2PRFIN20091013_054556_000000372083_00206_39839_2824.N1	13-OCT-2009 05:45:56	Dark	37.000	161	Tau Pup	2.9310	4500.0	74	39839	No
44	GOM_NL__2PRFIN20091013_054718_000000372083_00206_39839_2825.N1	13-OCT-2009 05:47:18	Dark	37.000	2	Alp Car	-0.73600	7000.0	74	39839	No
45	GOM_NL__2PRFIN20091013_055915_000000372083_00206_39839_2826.N1	13-OCT-2009 05:59:15	Straylight	36.500	157	The1Eri	2.9060	9300.0	73	39839	No
46	GOM_NL__2PRFIN20091013_062141_000000422083_00206_39839_2827.N1	13-OCT-2009 06:21:41	Bright	42.000	105	6Bet Ari	2.6450	8900.0	84	39839	No
47	GOM_NL__2PRFIN20091013_062457_000000362083_00206_39839_2828.N1	13-OCT-2009 06:24:57	Bright	35.500	53	43Bet And	2.0480	3300.0	71	39839	No
48	GOM_NL__2PRFIN20091013_062650_000000432083_00206_39839_2829.N1	13-OCT-2009 06:26:50	Bright	43.000	173	4Bet Tri	3.0040	8900.0	86	39839	No
49	GOM_NL__2PRFIN20091013_062838_000000402083_00206_39839_2830.N1	13-OCT-2009 06:28:38	Bright	40.000	73	57Gam1And	2.2600	13100.	80	39839	No
50	GOM_NL__2PRFIN20091013_063209_000000342083_00206_39839_2831.N1	13-OCT-2009 06:32:09	Bright	33.500	110	37Del Cas	2.6780	8900.0	67	39839	No
51	GOM_NL__2PRFIN20091013_063401_000000412083_00206_39839_2832.N1	13-OCT-2009 06:34:01	Bright	40.500	160	23Gam Per	2.9300	4700.0	81	39839	No
52	GOM_NL__2PRFIN20091013_065915_000000292083_00206_39839_2833.N1	13-OCT-2009 06:59:15	Tw_i_and_stray	28.500	166	17Eps Leo	2.9800	6000.0	57	39839	No
53	GOM_NL__2PRFIN20091013_070940_000000322083_00206_39839_2834.N1	13-OCT-2009 07:09:40	Dark	32.000	48	30Alp Hya	1.9770	4100.0	64	39839	No
54	GOM_NL__2PRFIN20091013_071813_000000432083_00206_39839_2835.N1	13-OCT-2009 07:18:13	Dark	42.500	132	15Rho Pup	2.8030	6900.0	85	39839	No
55	GOM_NL__2PRFIN20091013_072123_000000372083_00206_39839_2836.N1	13-OCT-2009 07:21:23	Dark	37.000	70	Zet Pup	2.2460	39000.	74	39839	No
56	GOM_NL__2PRFIN20091013_072633_000000372083_00207_39840_3151.N1	13-OCT-2009 07:26:33	Dark	37.000	161	Tau Pup	2.9310	4500.0	74	39840	No
57	GOM_NL__2PRFIN20091013_072755_000000372083_00207_39840_3152.N1	13-OCT-2009 07:27:55	Dark	37.000	2	Alp Car	-0.73600	7000.0	74	39840	No
58	GOM_NL__2PRFIN20091013_073952_000000362083_00207_39840_3153.N1	13-OCT-2009 07:39:52	Straylight	35.500	157	The1Eri	2.9060	9300.0	71	39840	No
59	GOM_NL__2PRFIN20091013_080217_000000422083_00207_39840_3154.N1	13-OCT-2009 08:02:17	Bright	41.500	105	6Bet Ari	2.6450	8900.0	83	39840	No
60	GOM_NL__2PRFIN20091013_080533_000000362083_00207_39840_3155.N1	13-OCT-2009 08:05:33	Bright	36.000	53	43Bet And	2.0480	3300.0	72	39840	No
61	GOM_NL__2PRFIN20091013_080725_000000432083_00207_39840_3156.N1	13-OCT-2009 08:07:25	Bright	43.000	173	4Bet Tri	3.0040	8900.0	86	39840	No
62	GOM_NL__2PRFIN20091013_080914_000000402083_00207_39840_3157.N1	13-OCT-2009 08:09:14	Bright	40.000	73	57Gam1And	2.2600	13100.	80	39840	No
63	GOM_NL__2PRFIN20091013_081245_000000342083_00207_39840_3158.N1	13-OCT-2009 08:12:45	Bright	33.500	110	37Del Cas	2.6780	8900.0	67	39840	No
64	GOM_NL__2PRFIN20091013_081437_000000412083_00207_39840_3159.N1	13-OCT-2009 08:14:37	Bright	40.500	160	23Gam Per	2.9300	4700.0	81	39840	No
65	GOM_NL__2PRFIN20091013_083951_000000292083_00207_39840_3160.N1	13-OCT-2009 08:39:51	Tw_i_and_stray	28.500	166	17Eps Leo	2.9800	6000.0	57	39840	No
66	GOM_NL__2PRFIN20091013_085016_000000332083_00207_39840_3161.N1	13-OCT-2009 08:50:16	Dark	32.500	48	30Alp Hya	1.9770	4100.0	65	39840	No
67	GOM_NL__2PRFIN20091013_085850_000000432083_00207_39840_3162.N1	13-OCT-2009 08:58:50	Dark	42.500	132	15Rho Pup	2.8030	6900.0	85	39840	No
68	GOM_NL__2PRFIN20091013_090200_000000372083_00207_39840_3163.N1	13-OCT-2009 09:02:00	Dark	37.000	70	Zet Pup	2.2460	39000.	74	39840	No
69	GOM_NL__2PRFIN20091013_090710_000000372083_00208_39841_3176.N1	13-OCT-2009 09:07:10	Dark	37.000	161	Tau Pup	2.9310	4500.0	74	39841	No
70	GOM_NL__2PRFIN20091013_090831_000000372083_00208_39841_3177.N1	13-OCT-2009 09:08:31	Dark	37.000	2	Alp Car	-0.73600	7000.0	74	39841	No
71	GOM_NL__2PRFIN20091013_092028_000000362083_00208_39841_3178.N1	13-OCT-2009 09:20:28	Straylight	35.500	157	The1Eri	2.9060	9300.0	71	39841	No
72	GOM_NL__2PRFIN20091013_094252_000000422083_00208_39841_3179.N1	13-OCT-2009 09:42:52	Bright	42.000	105	6Bet Ari	2.6450	8900.0	84	39841	No
73	GOM_NL__2PRFIN20091013_094608_000000362083_00208_39841_3180.N1	13-OCT-2009 09:46:08	Bright	35.500	53	43Bet And	2.0480	3300.0	71	39841	No
74	GOM_NL__2PRFIN20091013_094801_000000432083_00208_39841_3181.N1	13-OCT-2009 09:48:01	Bright	42.500	173	4Bet Tri	3.0040	8900.0	85	39841	No
75	GOM_NL__2PRFIN20091013_094949_000000402083_00208_39841_3182.N1	13-OCT-2009 09:49:49	Bright	40.000	73	57Gam1And	2.2600	13100.	80	39841	No
76	GOM_NL__2PRFIN20091013_095320_000000342083_00208_39841_3183.N1	13-OCT-2009 09:53:20	Bright	33.500	110	37Del Cas	2.6780	8900.0	67	39841	No
77	GOM_NL__2PRFIN20091013_095512_000000412083_00208_39841_3184.N1	13-OCT-2009 09:55:12	Bright	41.000	160	23Gam Per	2.9300	4700.0	82	39841	No
78	GOM_NL__2PRFIN20091013_102027_000000292083_00208_39841_3185.N1	13-OCT-2009 10:20:27	Tw_i_and_stray	28.500	166	17Eps Leo	2.9800	6000.0	57	39841	No
79	GOM_NL__2PRFIN20091013_103053_000000322083_00208_39841_3186.N1	13-OCT-2009 10:30:53	Dark	32.000	48	30Alp Hya	1.9770	4100.0	64	39841	No
80	GOM_NL__2PRFIN20091013_103927_000000432083_00208_39841_3187.N1	13-OCT-2009 10:39:27	Dark	42.500	132	15Rho Pup	2.8030	6900.0	85	39841	No
81	GOM_NL__2PRFIN20091013_104237_000000372083_00208_39841_3188.N1	13-OCT-2009 10:42:37	Dark	37.000	70	Zet Pup	2.2460	39000.	74	39841	No
82	GOM_NL__2PRFIN20091013_104746_000000372083_00209_39842_3184.N1	13-OCT-2009 10:47:46	Dark	37.000	161	Tau Pup	2.9310	4500.0	74	39842	No
83	GOM_NL__2PRFIN20091013_104908_000000372083_00209_39842_3185.N1	13-OCT-2009 10:49:08	Dark	37.000	2	Alp Car	-0.73600	7000.0	74	39842	No
84	GOM_NL__2PRFIN20091013_110105_000000362083_00209_39842_3186.N1	13-OCT-2009 11:01:05	Straylight	35.500	157	The1Eri	2.9060	9300.0	71	39842	No
85	GOM_NL__2PRFIN20091013_130402_000000432083_00210_39843_3246.N1	13-OCT-2009 13:04:02	Bright	42.500	105	6Bet Ari	2.6450	8900.0	85	39843	No
86	GOM_NL__2PRFIN20091013_130719_000000362083_00210_39843_3247.N1	13-OCT-2009 13:07:19	Bright	35.500	53	43Bet And	2.0480	3300.0	71	39843	No
87	GOM_NL__2PRFIN20091013_130911_000000432083_00210_39843_3248.N1	13-OCT-2009 13:09:11	Bright	43.000	173	4Bet Tri	3.0040	8900.0	86	39843	No
88	GOM_NL__2PRFIN20091013_131059_000000412083_00210_39843_3249.N1	13-OCT-2009 13:10:59	Bright	40.500	73	57Gam1And	2.2600	13100.	81	39843	No
89	GOM_NL__2PRFIN20091013_131431_000000332083_00210_39843_3250.N1	13-OCT-2009 13:14:31	Bright	33.000	110	37Del Cas	2.6780	8900.0	66	39843	No
90	GOM_NL__2PRFIN20091013_131622_000000412083_00210_39843_3251.N1	13-OCT-2009 13:16:22	Bright	41.000	160	23Gam Per	2.9300	4700.0	82	39843	No
91	GOM_NL__2PRFIN20091013_134140_000000292083_00210_39843_3252.N1	13-OCT-2009 13:41:40	Tw_i_and_stray	28.500	166	17Eps Leo	2.9800	6000.0	57	39843	No
92	GOM_NL__2PRFIN20091013_135206_000000332083_00210_39843_3253.N1	13-OCT-2009 13:52:06	Dark	32.500	48	30Alp Hya	1.9770	4100.0	65	39843	No
93	GOM_NL__2PRFIN20091013_140041_000000432083_00210_39843_3254.N1	13-OCT-2009 14:00:41	Dark	43.000	132	15Rho Pup	2.8030	6900.0	86	39843	No
94	GOM_NL__2PRFIN20091013_140351_000000372083_00210_39843_3255.N1	13-OCT-2009 14:03:51	Dark	37.000	70	Zet Pup	2.2460	39000.	74	39843	No
95	GOM_NL__2PRFIN20091013_140859_000000372083_00211_39844_3314.N1	13-OCT-2009 14:08:59	Dark	37.000	161	Tau Pup	2.9310	4500.0	74	39844	No
96	GOM_NL__2PRFIN20091013_141021_000000372083_00211_39844_3315.N1	13-OCT-2009 14:10:21	Dark	37.000	2	Alp Car	-0.73600	7000.0	74	39844	No
97	GOM_NL__2PRFIN20091013_142218_000000362083_00211_39844_3316.N1	13-OCT-2009 14:22:18	Straylight	35.500	157	The1Eri	2.9060	9300.0	71	39844	No
98	GOM_NL__2PRFIN20091013_144438_000000422083_00211_39844_3317.N1	13-OCT-2009 14:44:38	Bright	42.000	105	6Bet Ari	2.6450	8900.0	84	39844	No
99	GOM_NL__2PRFIN20091013_144754_000000362083_00211_39844_3318.N1	13-OCT-2009 14:47:54	Bright	36.000	53	43Bet And	2.0480	3300.0	72	39844	No
100	GOM_NL__2PRFIN20091013_144946_000000432083_00211_39844_3319.N1	13-OCT-2009 14:49:46	Bright	42.500	173	4Bet Tri	3.0040	8900.0	85	39844	No
101	GOM_NL__2PRFIN20091013_145134_000000402083_00211_39844_3320.N1	13-OCT-2009 14:51:34	Bright	40.000	73	57Gam1And	2.2600	13100.	80	39844	No

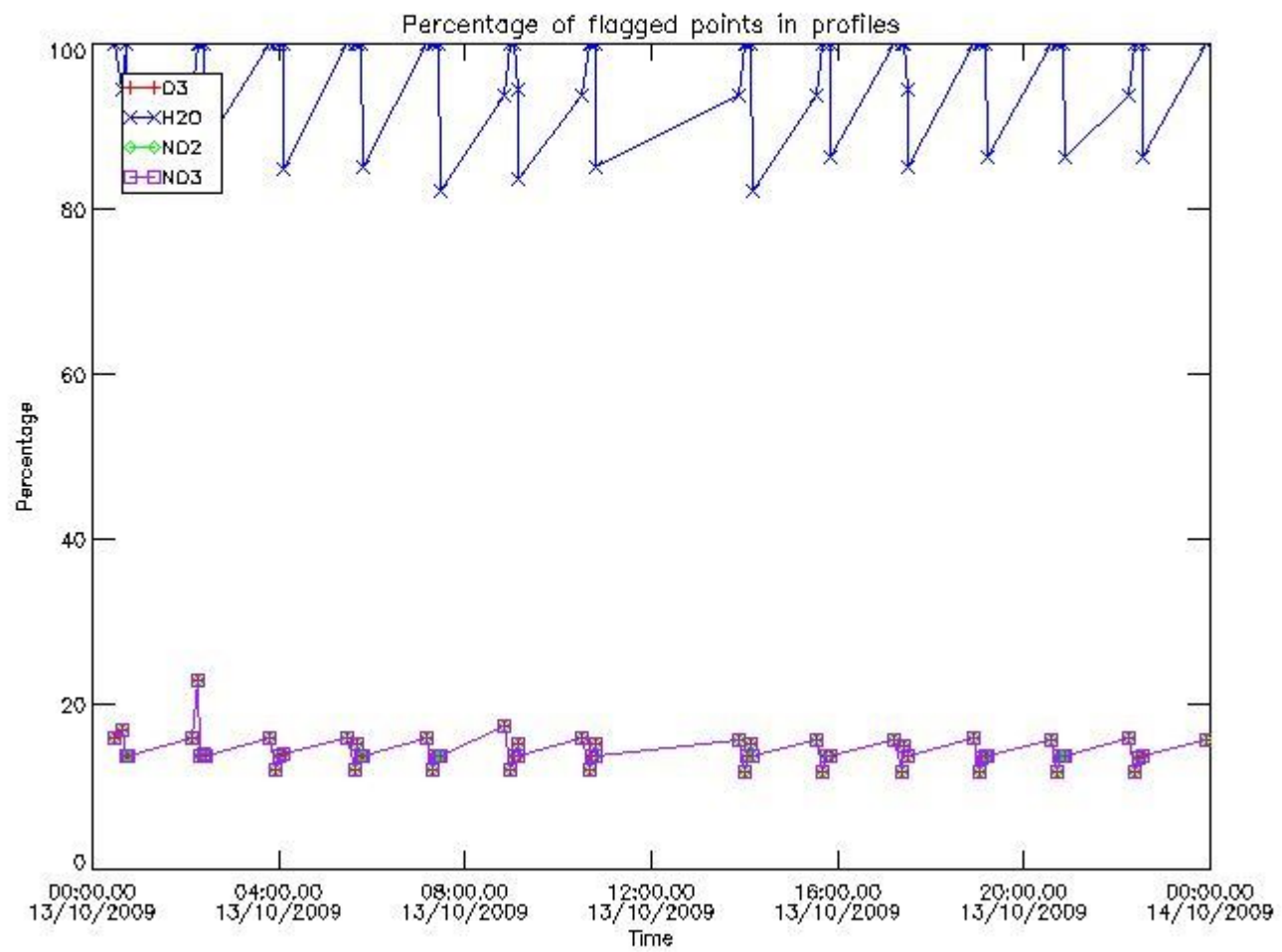
102	GOM_NL__2PRFIN20091013_145507_000000342083_00211_39844_3321.N1	13-OCT-2009 14:55:07	Bright	33.500	110	37Del Cas	2.6780	8900.0	67	39844	No
103	GOM_NL__2PRFIN20091013_145657_000000412083_00211_39844_3322.N1	13-OCT-2009 14:56:57	Bright	41.000	160	23Gam Per	2.9300	4700.0	82	39844	No
104	GOM_NL__2PRFIN20091013_152216_000000292083_00211_39844_3323.N1	13-OCT-2009 15:22:16	Tw_i_and_stray	28.500	166	17Eps Leo	2.9800	6000.0	57	39844	No
105	GOM_NL__2PRFIN20091013_153242_000000332083_00211_39844_3324.N1	13-OCT-2009 15:32:42	Dark	32.500	48	30Alp Hya	1.9770	4100.0	65	39844	No
106	GOM_NL__2PRFIN20091013_154118_000000432083_00211_39844_3325.N1	13-OCT-2009 15:41:18	Dark	43.000	132	15Rho Pup	2.8030	6900.0	86	39844	No
107	GOM_NL__2PRFIN20091013_154427_000000372083_00211_39844_3326.N1	13-OCT-2009 15:44:27	Dark	37.000	70	Zet Pup	2.2460	39000.	74	39844	No
108	GOM_NL__2PRFIN20091013_154936_000000372083_00212_39845_3353.N1	13-OCT-2009 15:49:36	Dark	37.000	161	Tau Pup	2.9310	4500.0	74	39845	No
109	GOM_NL__2PRFIN20091013_155058_000000372083_00212_39845_3354.N1	13-OCT-2009 15:50:58	Dark	37.000	2	Alp Car	-0.73600	7000.0	74	39845	No
110	GOM_NL__2PRFIN20091013_160254_000000362083_00212_39845_3355.N1	13-OCT-2009 16:02:54	Straylight	36.000	157	The1Eri	2.9060	9300.0	72	39845	No
111	GOM_NL__2PRFIN20091013_162513_000000422083_00212_39845_3356.N1	13-OCT-2009 16:25:13	Bright	41.500	105	6Bet Ari	2.6450	8900.0	83	39845	No
112	GOM_NL__2PRFIN20091013_162830_000000362083_00212_39845_3357.N1	13-OCT-2009 16:28:30	Bright	35.500	53	43Bet And	2.0480	3300.0	71	39845	No
113	GOM_NL__2PRFIN20091013_163021_000000432083_00212_39845_3358.N1	13-OCT-2009 16:30:21	Bright	42.500	173	4Bet Tri	3.0040	8900.0	85	39845	No
114	GOM_NL__2PRFIN20091013_163210_000000402083_00212_39845_3359.N1	13-OCT-2009 16:32:10	Bright	40.000	73	57Gam1And	2.2600	13100.	80	39845	No
115	GOM_NL__2PRFIN20091013_163542_000000342083_00212_39845_3360.N1	13-OCT-2009 16:35:42	Bright	33.500	110	37Del Cas	2.6780	8900.0	67	39845	No
116	GOM_NL__2PRFIN20091013_163732_000000412083_00212_39845_3361.N1	13-OCT-2009 16:37:32	Bright	41.000	160	23Gam Per	2.9300	4700.0	82	39845	No
117	GOM_NL__2PRFIN20091013_170252_000000292083_00212_39845_3362.N1	13-OCT-2009 17:02:52	Tw_i_and_stray	28.500	166	17Eps Leo	2.9800	6000.0	57	39845	No
118	GOM_NL__2PRFIN20091013_171319_000000332083_00212_39845_3363.N1	13-OCT-2009 17:13:19	Dark	32.500	48	30Alp Hya	1.9770	4100.0	65	39845	No
119	GOM_NL__2PRFIN20091013_172155_000000432083_00212_39845_3364.N1	13-OCT-2009 17:21:55	Dark	43.000	132	15Rho Pup	2.8030	6900.0	86	39845	No
120	GOM_NL__2PRFIN20091013_172504_000000382083_00212_39845_3365.N1	13-OCT-2009 17:25:04	Dark	37.500	70	Zet Pup	2.2460	39000.	75	39845	No
121	GOM_NL__2PRFIN20091013_173013_000000372083_00213_39846_3368.N1	13-OCT-2009 17:30:13	Dark	37.000	161	Tau Pup	2.9310	4500.0	74	39846	No
122	GOM_NL__2PRFIN20091013_173135_000000372083_00213_39846_3369.N1	13-OCT-2009 17:31:35	Dark	37.000	2	Alp Car	-0.73600	7000.0	74	39846	No
123	GOM_NL__2PRFIN20091013_174331_000000362083_00213_39846_3370.N1	13-OCT-2009 17:43:31	Straylight	35.500	157	The1Eri	2.9060	9300.0	71	39846	No
124	GOM_NL__2PRFIN20091013_180549_000000422083_00213_39846_3371.N1	13-OCT-2009 18:05:49	Bright	41.500	105	6Bet Ari	2.6450	8900.0	83	39846	No
125	GOM_NL__2PRFIN20091013_180906_000000362083_00213_39846_3372.N1	13-OCT-2009 18:09:06	Bright	35.500	53	43Bet And	2.0480	3300.0	71	39846	No
126	GOM_NL__2PRFIN20091013_181056_000000432083_00213_39846_3373.N1	13-OCT-2009 18:10:56	Bright	42.500	173	4Bet Tri	3.0040	8900.0	85	39846	No
127	GOM_NL__2PRFIN20091013_181245_000000402083_00213_39846_3374.N1	13-OCT-2009 18:12:45	Bright	40.000	73	57Gam1And	2.2600	13100.	80	39846	No
128	GOM_NL__2PRFIN20091013_181618_000000342083_00213_39846_3375.N1	13-OCT-2009 18:16:18	Bright	33.500	110	37Del Cas	2.6780	8900.0	67	39846	No
129	GOM_NL__2PRFIN20091013_181807_000000412083_00213_39846_3376.N1	13-OCT-2009 18:18:07	Bright	41.000	160	23Gam Per	2.9300	4700.0	82	39846	No
130	GOM_NL__2PRFIN20091013_184328_000000292083_00213_39846_3377.N1	13-OCT-2009 18:43:28	Tw_i_and_stray	28.500	166	17Eps Leo	2.9800	6000.0	57	39846	No
131	GOM_NL__2PRFIN20091013_185356_000000322083_00213_39846_3378.N1	13-OCT-2009 18:53:56	Dark	32.000	48	30Alp Hya	1.9770	4100.0	64	39846	No
132	GOM_NL__2PRFIN20091013_190232_000000432083_00213_39846_3379.N1	13-OCT-2009 19:02:32	Dark	43.000	132	15Rho Pup	2.8030	6900.0	86	39846	No
133	GOM_NL__2PRFIN20091013_190541_000000382083_00213_39846_3380.N1	13-OCT-2009 19:05:41	Dark	37.500	70	Zet Pup	2.2460	39000.	75	39846	No
134	GOM_NL__2PRFIN20091013_191050_000000372083_00214_39847_3380.N1	13-OCT-2009 19:10:50	Dark	37.000	161	Tau Pup	2.9310	4500.0	74	39847	No
135	GOM_NL__2PRFIN20091013_191212_000000372083_00214_39847_3381.N1	13-OCT-2009 19:12:12	Dark	37.000	2	Alp Car	-0.73600	7000.0	74	39847	No
136	GOM_NL__2PRFIN20091013_192407_000000362083_00214_39847_3382.N1	13-OCT-2009 19:24:07	Straylight	36.000	157	The1Eri	2.9060	9300.0	72	39847	No
137	GOM_NL__2PRFIN20091013_194624_000000422083_00214_39847_3383.N1	13-OCT-2009 19:46:24	Bright	42.000	105	6Bet Ari	2.6450	8900.0	84	39847	No
138	GOM_NL__2PRFIN20091013_194941_000000362083_00214_39847_3384.N1	13-OCT-2009 19:49:41	Bright	35.500	53	43Bet And	2.0480	3300.0	71	39847	No
139	GOM_NL__2PRFIN20091013_195131_000000432083_00214_39847_3385.N1	13-OCT-2009 19:51:31	Bright	42.500	173	4Bet Tri	3.0040	8900.0	85	39847	No
140	GOM_NL__2PRFIN20091013_195320_000000402083_00214_39847_3386.N1	13-OCT-2009 19:53:20	Bright	40.000	73	57Gam1And	2.2600	13100.	80	39847	No
141	GOM_NL__2PRFIN20091013_195654_000000332083_00214_39847_3387.N1	13-OCT-2009 19:56:54	Bright	33.000	110	37Del Cas	2.6780	8900.0	66	39847	No
142	GOM_NL__2PRFIN20091013_195842_000000412083_00214_39847_3388.N1	13-OCT-2009 19:58:42	Bright	41.000	160	23Gam Per	2.9300	4700.0	82	39847	No
143	GOM_NL__2PRFIN20091013_202404_000000292083_00214_39847_3389.N1	13-OCT-2009 20:24:04	Tw_i_and_stray	28.500	166	17Eps Leo	2.9800	6000.0	57	39847	No
144	GOM_NL__2PRFIN20091013_203432_000000332083_00214_39847_3390.N1	13-OCT-2009 20:34:32	Dark	32.500	48	30Alp Hya	1.9770	4100.0	65	39847	No
145	GOM_NL__2PRFIN20091013_204310_000000432083_00214_39847_3391.N1	13-OCT-2009 20:43:10	Dark	43.000	132	15Rho Pup	2.8030	6900.0	86	39847	No
146	GOM_NL__2PRFIN20091013_204618_000000372083_00214_39847_3392.N1	13-OCT-2009 20:46:18	Dark	37.000	70	Zet Pup	2.2460	39000.	74	39847	No
147	GOM_NL__2PRFIN20091013_205127_000000372083_00215_39848_3391.N1	13-OCT-2009 20:51:27	Dark	37.000	161	Tau Pup	2.9310	4500.0	74	39848	No
148	GOM_NL__2PRFIN20091013_205248_000000372083_00215_39848_3392.N1	13-OCT-2009 20:52:48	Dark	36.500	2	Alp Car	-0.73600	7000.0	73	39848	No
149	GOM_NL__2PRFIN20091013_210444_000000362083_00215_39848_3393.N1	13-OCT-2009 21:04:44	Straylight	36.000	157	The1Eri	2.9060	9300.0	72	39848	No
150	GOM_NL__2PRFIN20091013_212659_000000422083_00215_39848_3394.N1	13-OCT-2009 21:26:59	Bright	41.500	105	6Bet Ari	2.6450	8900.0	83	39848	No
151	GOM_NL__2PRFIN20091013_213017_000000362083_00215_39848_3395.N1	13-OCT-2009 21:30:17	Bright	35.500	53	43Bet And	2.0480	3300.0	71	39848	No
152	GOM_NL__2PRFIN20091013_213207_000000432083_00215_39848_3396.N1	13-OCT-2009 21:32:07	Bright	42.500	173	4Bet Tri	3.0040	8900.0	85	39848	No
153	GOM_NL__2PRFIN20091013_213355_000000402083_00215_39848_3397.N1	13-OCT-2009 21:33:55	Bright	40.000	73	57Gam1And	2.2600	13100.	80	39848	No
154	GOM_NL__2PRFIN20091013_213729_000000342083_00215_39848_3398.N1	13-OCT-2009 21:37:29	Bright	33.500	110	37Del Cas	2.6780	8900.0	67	39848	No
155	GOM_NL__2PRFIN20091013_213917_000000412083_00215_39848_3399.N1	13-OCT-2009 21:39:17	Bright	41.000	160	23Gam Per	2.9300	4700.0	82	39848	No
156	GOM_NL__2PRFIN20091013_220440_000000292083_00215_39848_3400.N1	13-OCT-2009 22:04:40	Tw_i_and_stray	29.000	166	17Eps Leo	2.9800	6000.0	58	39848	No
157	GOM_NL__2PRFIN20091013_221509_000000322083_00215_39848_3401.N1	13-OCT-2009 22:15:09	Dark	32.000	48	30Alp Hya	1.9770	4100.0	64	39848	No
158	GOM_NL__2PRFIN20091013_222347_000000432083_00215_39848_3402.N1	13-OCT-2009 22:23:47	Dark	43.000	132	15Rho Pup	2.8030	6900.0	86	39848	No
159	GOM_NL__2PRFIN20091013_222655_000000382083_00215_39848_3403.N1	13-OCT-2009 22:26:55	Dark	37.500	70	Zet Pup	2.2460	39000.	75	39848	No
160	GOM_NL__2PRFIN20091013_223204_000000372083_00216_39849_3402.N1	13-OCT-2009 22:32:04	Dark	37.000	161	Tau Pup	2.9310	4500.0	74	39849	No

161	GOM_NL__2PRFIN20091013_223325_000000372083_00216_39849_3403.N1	13-OCT-2009 22:33:25	Dark	37.000	2	Alp Car	-0.73600	7000.0	74	39849	No
162	GOM_NL__2PRFIN20091013_224520_000000362083_00216_39849_3404.N1	13-OCT-2009 22:45:20	Straylight	36.000	157	The1Eri	2.9060	9300.0	72	39849	No
163	GOM_NL__2PRFIN20091013_230734_000000422083_00216_39849_3405.N1	13-OCT-2009 23:07:34	Bright	41.500	105	6Bet Ari	2.6450	8900.0	83	39849	No
164	GOM_NL__2PRFIN20091013_231052_000000362083_00216_39849_3406.N1	13-OCT-2009 23:10:52	Bright	35.500	53	43Bet And	2.0480	3300.0	71	39849	No
165	GOM_NL__2PRFIN20091013_231242_000000432083_00216_39849_3407.N1	13-OCT-2009 23:12:42	Bright	42.500	173	4Bet Tri	3.0040	8900.0	85	39849	No
166	GOM_NL__2PRFIN20091013_231431_000000402083_00216_39849_3408.N1	13-OCT-2009 23:14:31	Bright	39.500	73	57Gam1And	2.2600	13100.	79	39849	No
167	GOM_NL__2PRFIN20091013_231805_000000342083_00216_39849_3409.N1	13-OCT-2009 23:18:05	Bright	33.500	110	37Del Cas	2.6780	8900.0	67	39849	No
168	GOM_NL__2PRFIN20091013_231952_000000412083_00216_39849_3410.N1	13-OCT-2009 23:19:52	Bright	40.500	160	23Gam Per	2.9300	4700.0	81	39849	No
169	GOM_NL__2PRFIN20091013_234517_000000292083_00216_39849_3411.N1	13-OCT-2009 23:45:17	Twilight_stray	28.500	166	17Eps Leo	2.9800	6000.0	57	39849	No
170	GOM_NL__2PRFIN20091013_235545_000000332083_00216_39849_3412.N1	13-OCT-2009 23:55:45	Dark	32.500	48	30Alp Hya	1.9770	4100.0	65	39849	No

3. Quality information per product

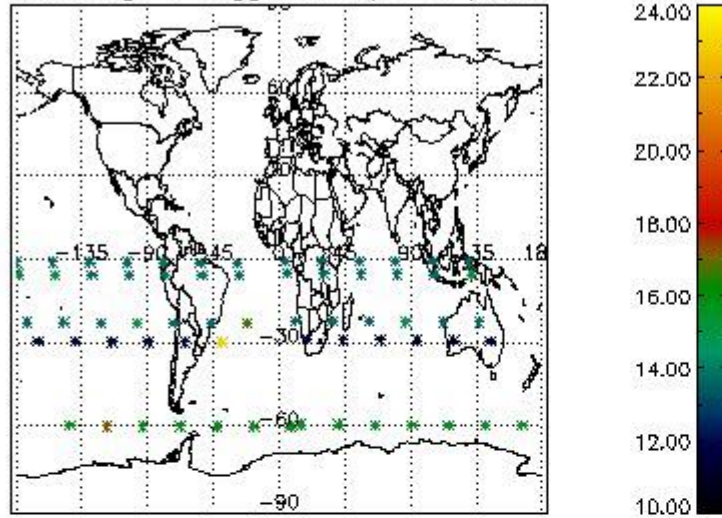
In this section it is plotted some information contained in the Quality Summary data set of the level 2 products. Only products in dark limb conditions and without errors (error flag in the MPH set to "0") are used.

3.1 Plot quality information per product (time dependant)

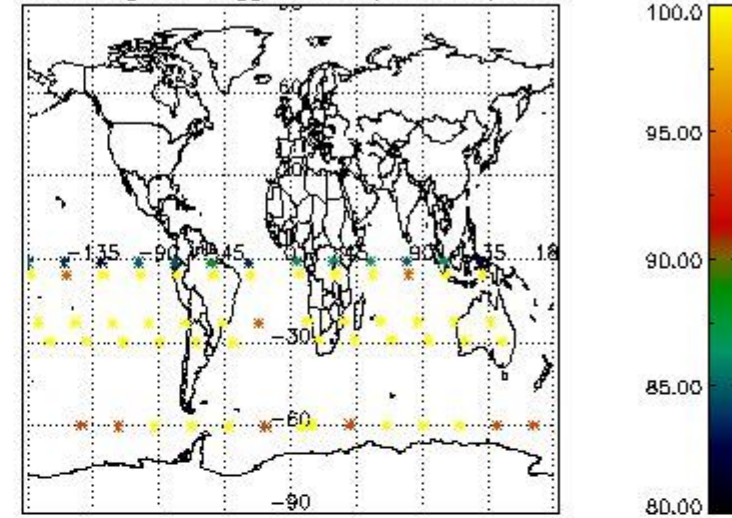


3.2 Plot quality information per product (world map)

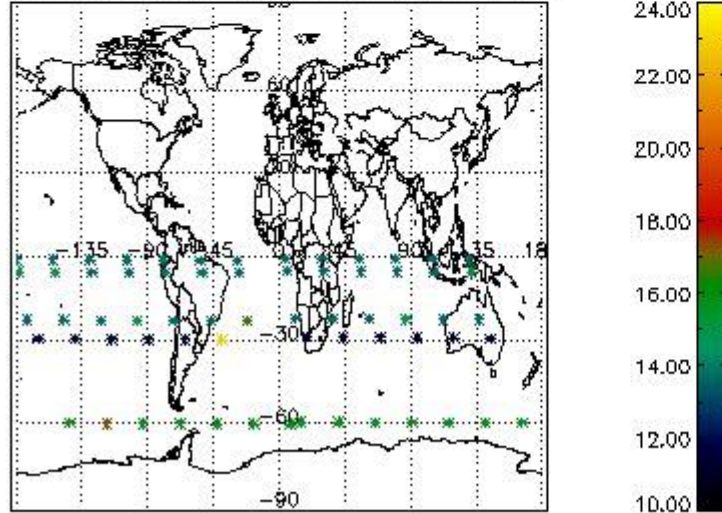
Percentage of flagged data per O3 profile



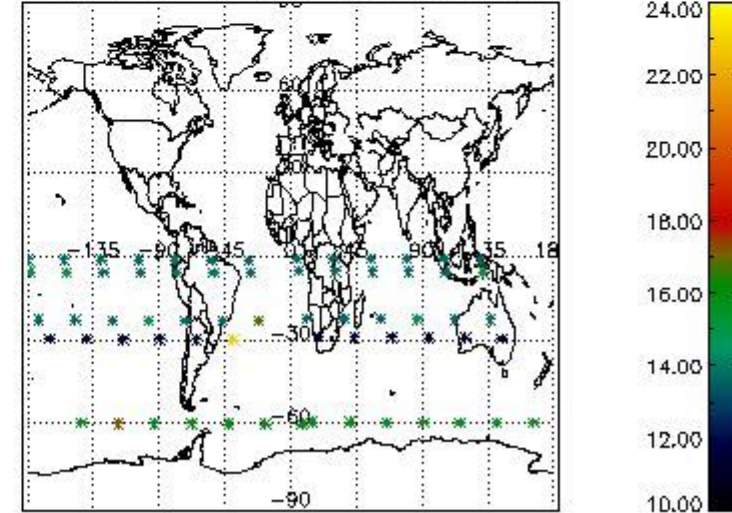
Percentage of flagged data per H2O profile



Percentage of flagged data per NO2 profile



Percentage of flagged data per NO3 profile

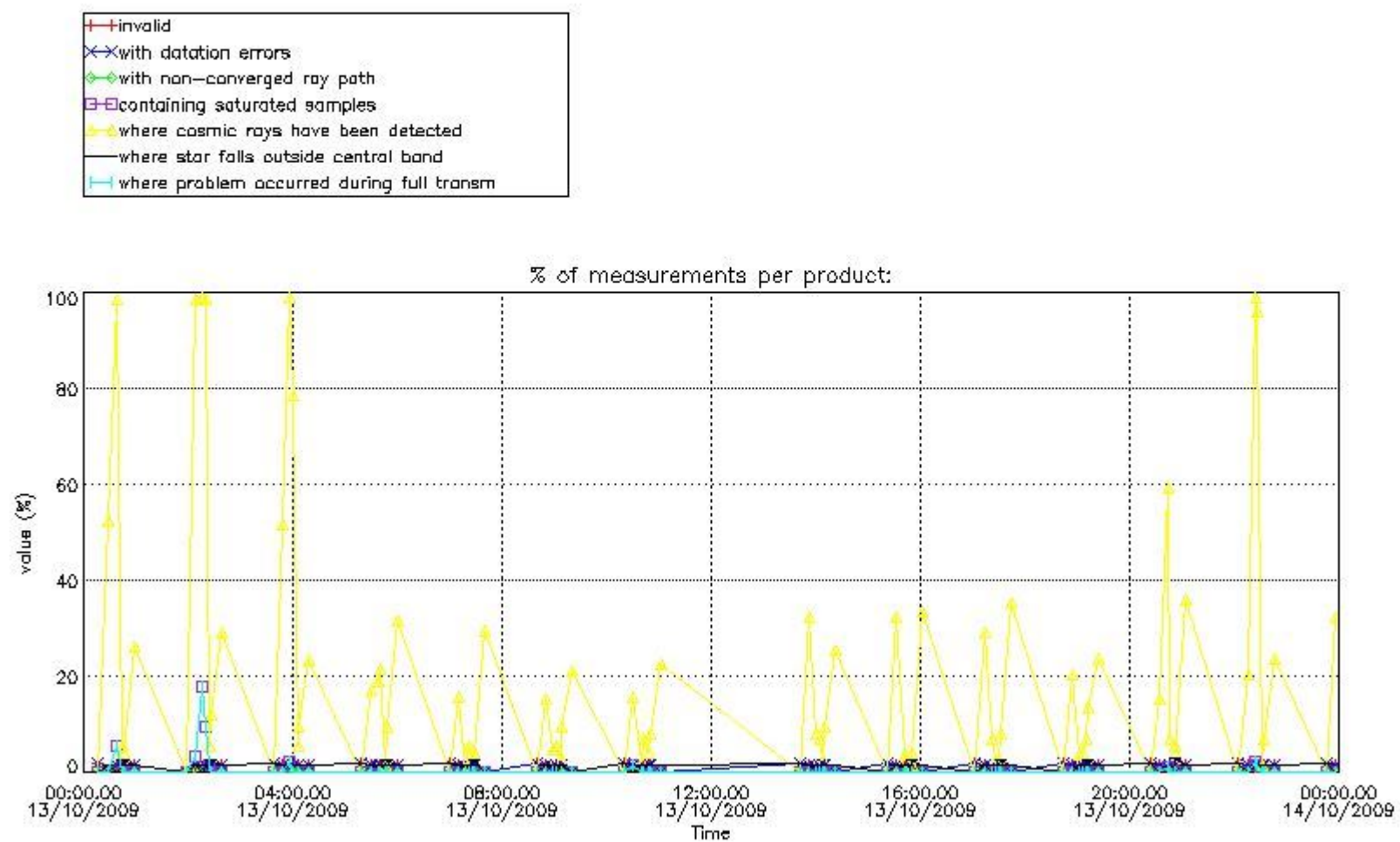


4. Level 1 quality information per product

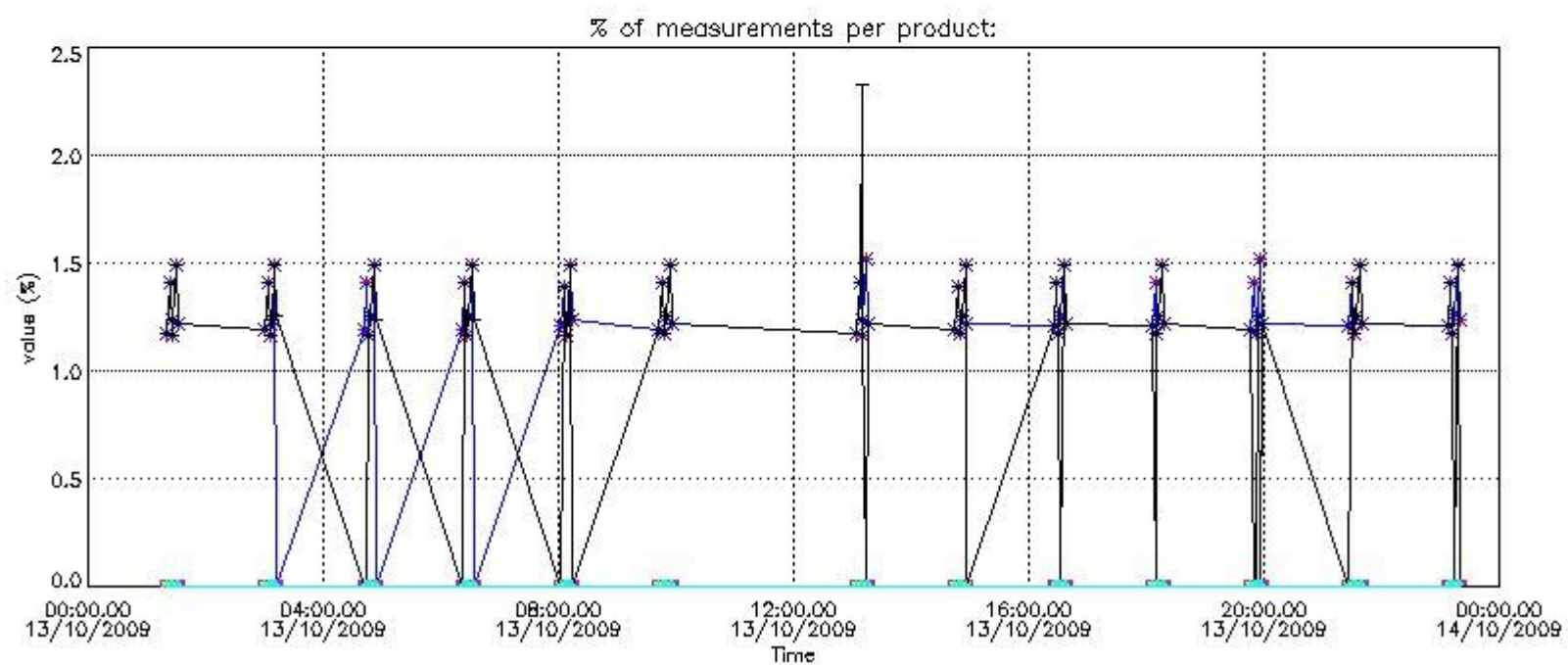
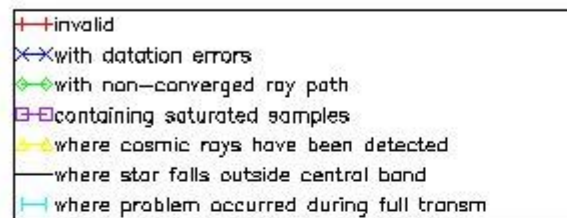
In this section it is plotted some information contained in the Quality Summary data set of the level 2 products that comes from the level 1b processing. Products without errors (error flag in the MPH set to "0") are used.

4.1 Plot quality information per product (time dependant) coming from level 1b processing

4.1.1 Plot level 1 quality information per product (time dependant): ENVISAT ASCENDING passes



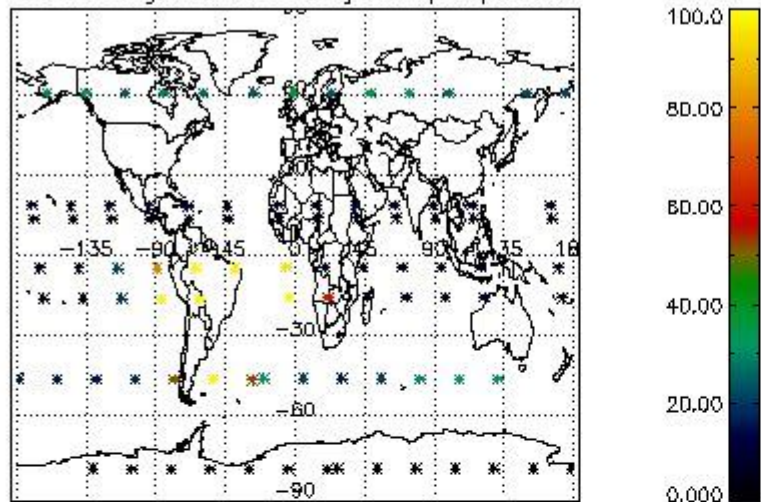
4.1.2 Plot level 1 quality information per product (time dependant): ENVI SAT DESCENDING passes



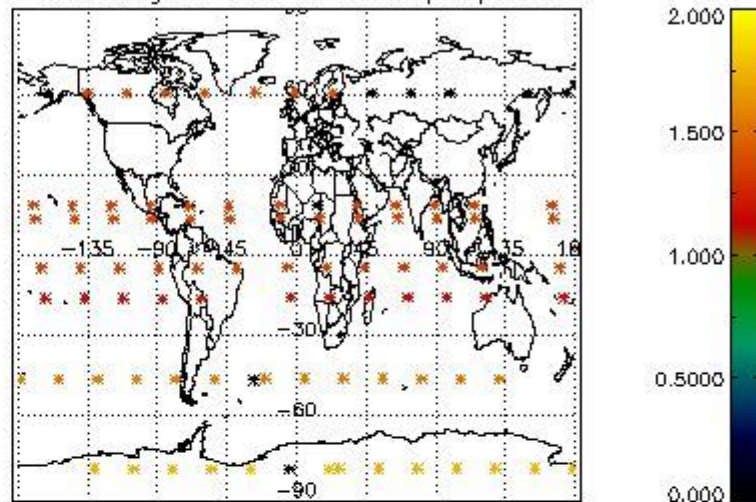
4.2 Plot quality information per product coming from level 1b processing (world map)

4.2.1 Plot level 1 quality information per product (world map): ENVISAT ASCENDING passes

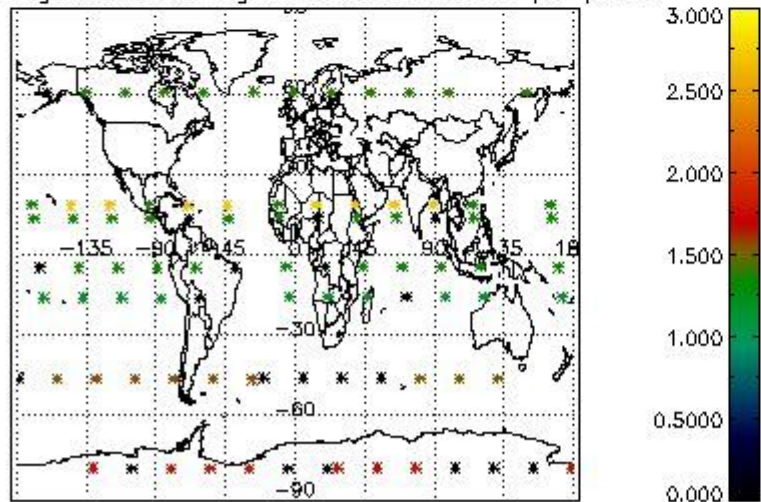
Percentage of cosmic ray hits per profile



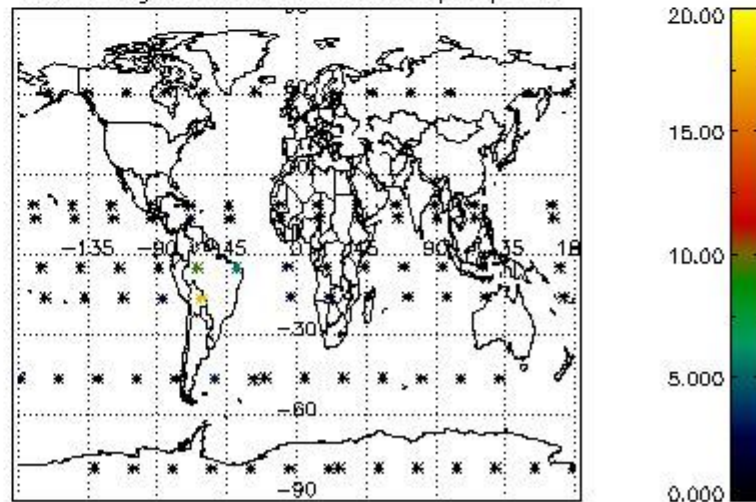
Percentage of datation errors per profile



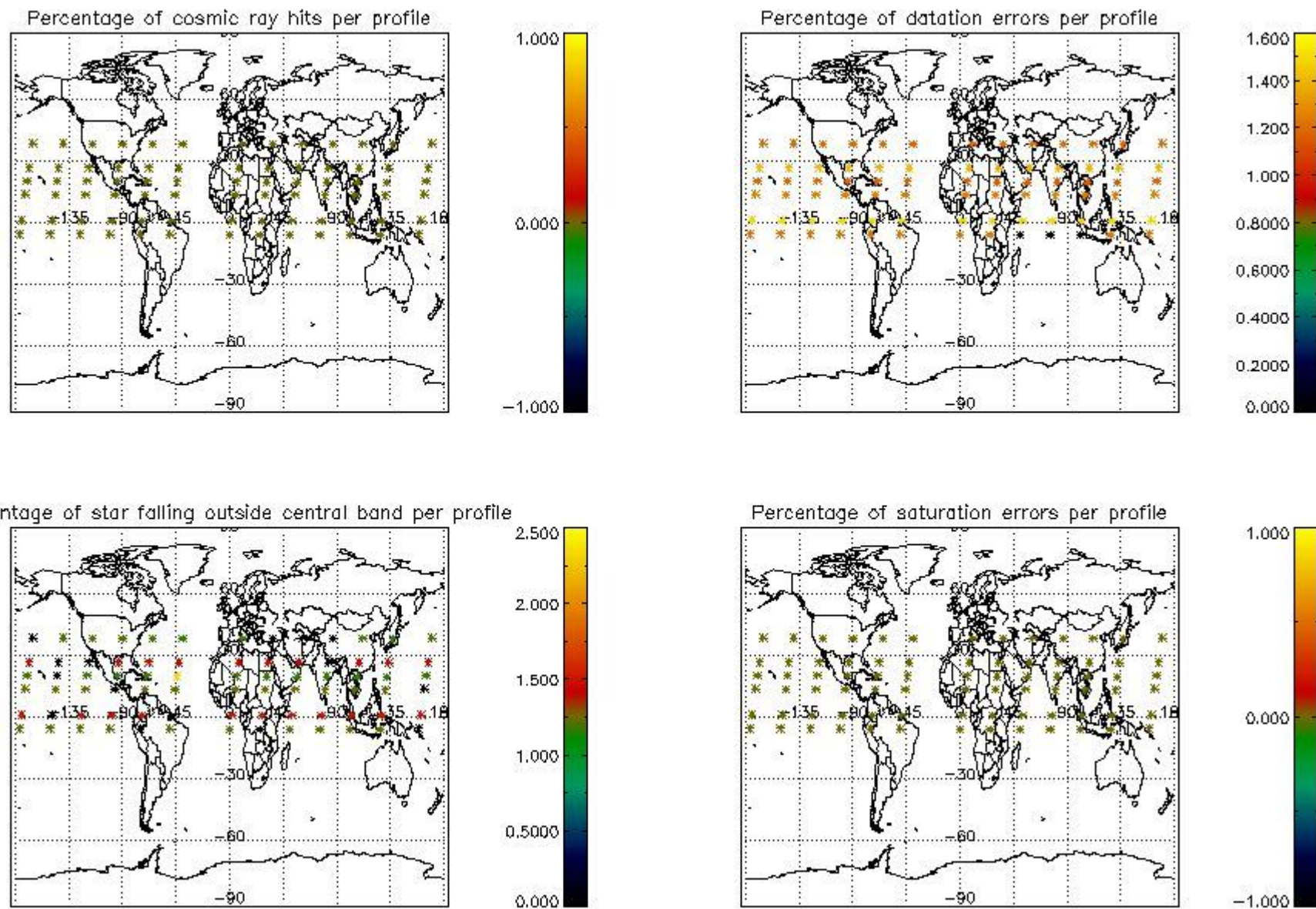
Percentage of star falling outside central band per profile



Percentage of saturation errors per profile



4.2.2 Plot level 1 quality information per product (world map): ENVISAT DESCENDING passes



5. Trace gas profiles

5.1 Ozone statistics based on quality of products

The final quality of the products can be "measured" using the STD (Standard Deviation) attached to every point profile. This information is written to the parameter GOM_NL__2P/NL_LOCAL_SPECIES_DENSITY/o3_std of the level 2 products. The table below shows the statistics for given STD ranges.

The statistics are given with respect to the overall valid production:

- Products without fatal errors: GOM_NL__2P/MPH/PRODUCT_ERR=0
- Valid point profile: GOM_NL__2P/NL_LOCAL_SPECIES_DENSITY/pcd(0)=0

The 'Criteria' is applied to valid points of dark limb products:

- Products in dark limb illumination condition: GOM_NL__2P/NL_SUMMARY_QUALITY/obs_ill_cond=0
- Products without fatal errors: GOM_NL__2P/MPH/PRODUCT_ERR=0
- Valid point profile: GOM_NL__2P/NL_LOCAL_SPECIES_DENSITY/pcd(0)=0

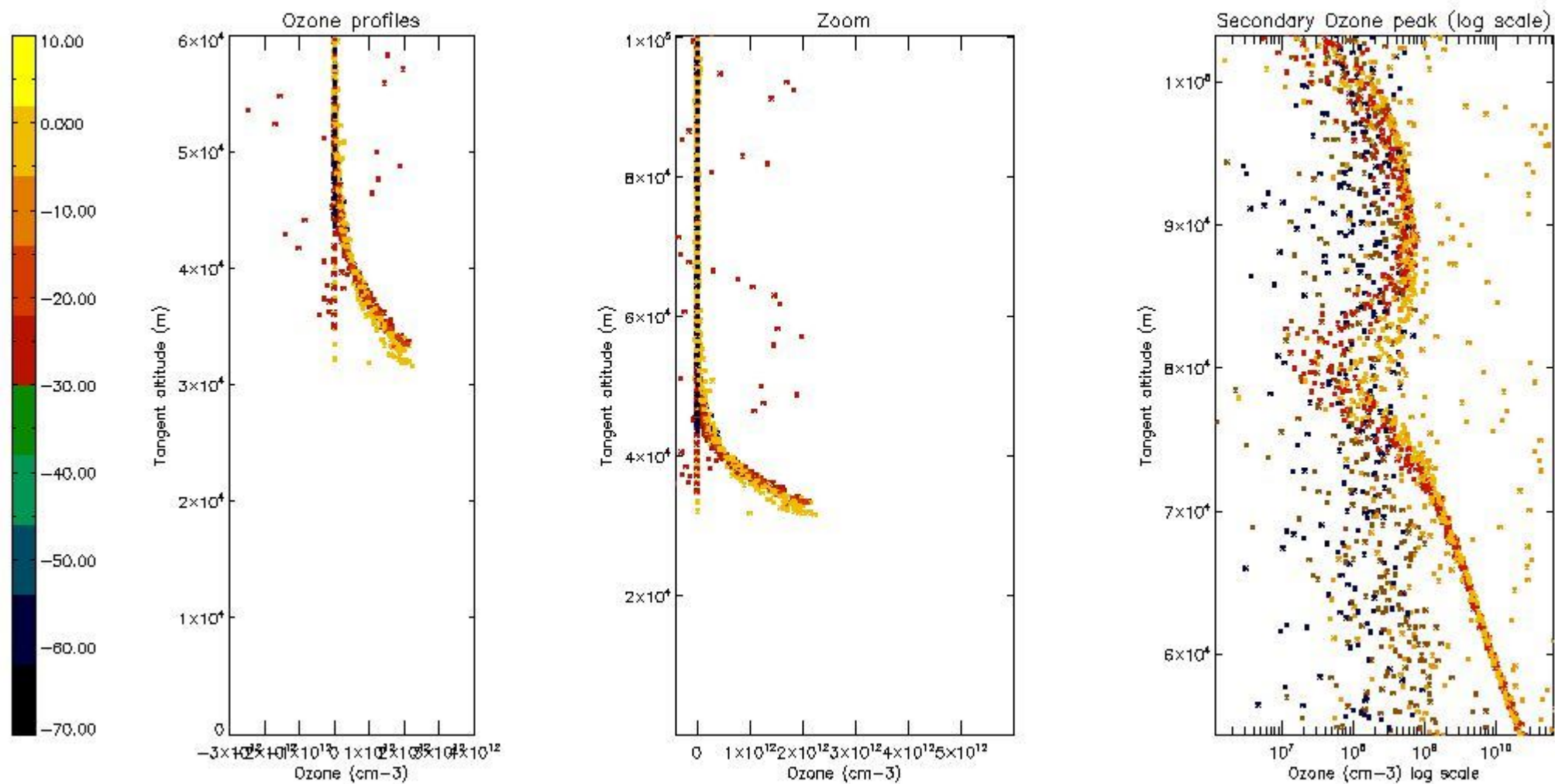
So, the table below shows the percentage of dark limb and valid observations for each criteria with respect to the overall valid daily observations.

Criteria	% of total production
All STD	38
STD < 20	13

STD < 10	11
STD < 5	8

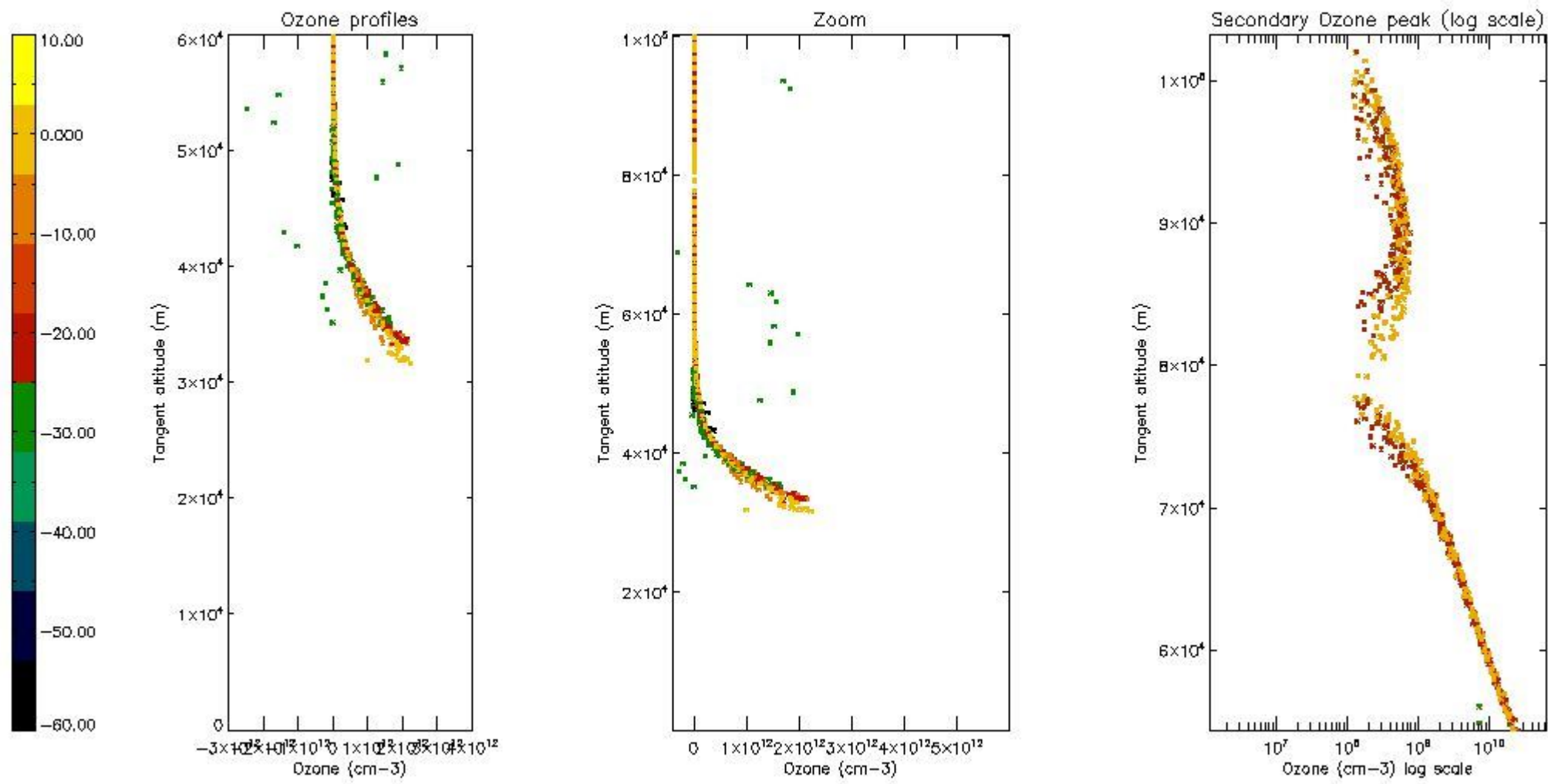
5.2 Plot ozone profiles for all STD (dark without errors)

The colorbar represents the latitude.



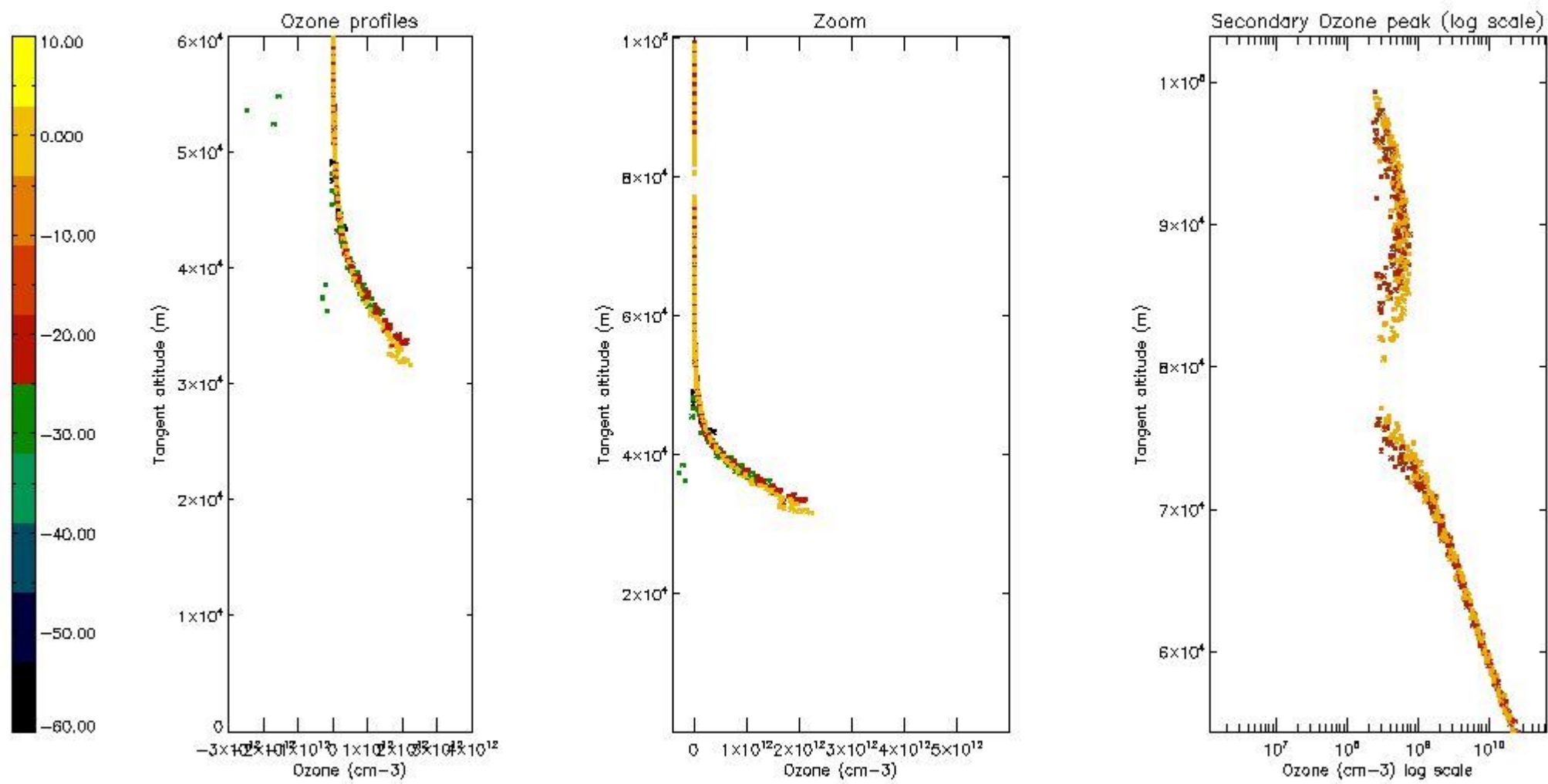
5.3 Plot ozone profiles where STD < 20% (dark without errors)

The colorbar represents the latitude.



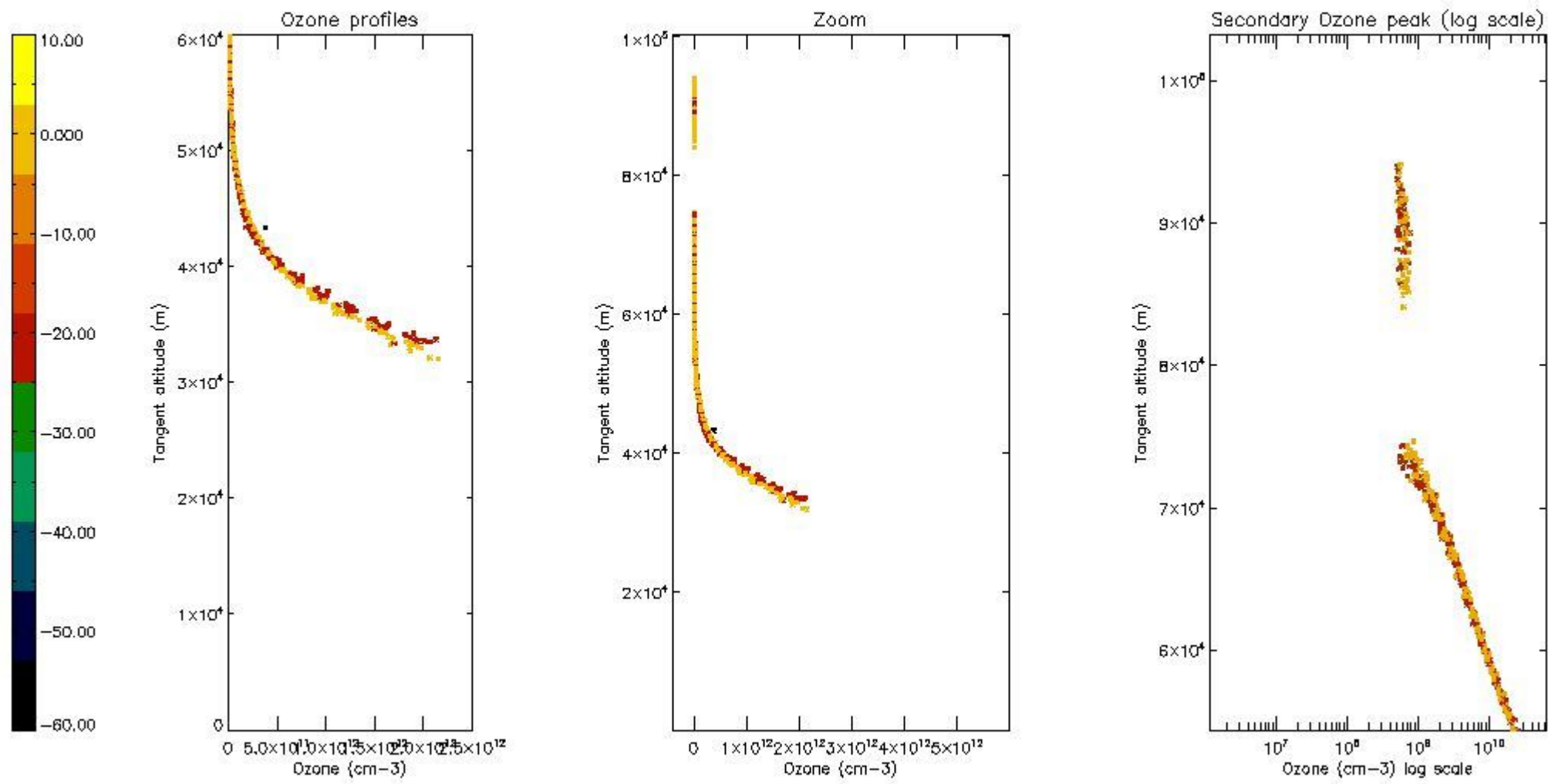
5.4 Plot ozone profiles where STD < 10% (dark without errors)

The colorbar represents the latitude.



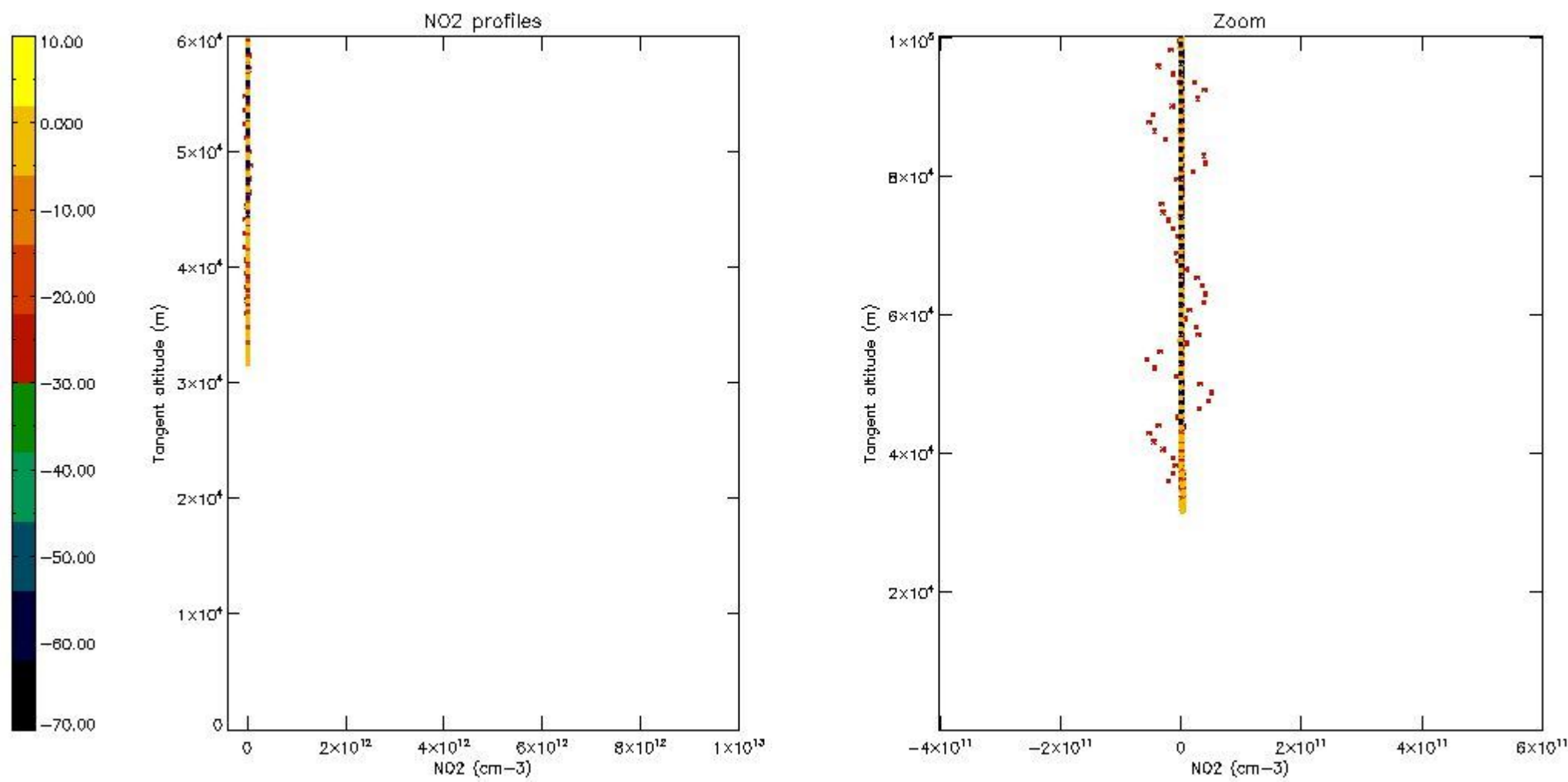
5.5 Plot ozone profiles where STD < 5% (dark without errors)

The colorbar represents the latitude.



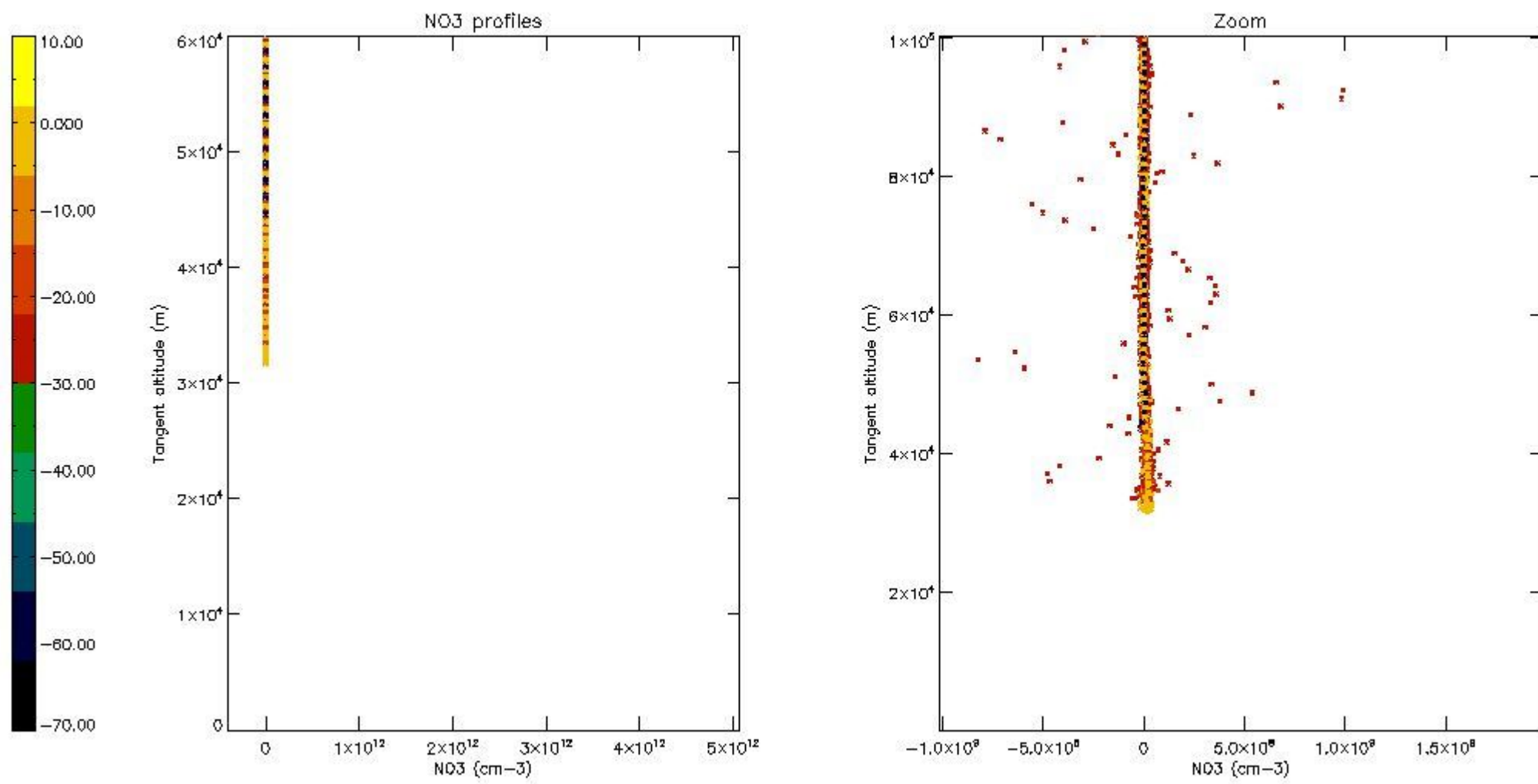
5.6 Plot NO₂ profiles for all STD (dark without errors)

The colorbar represents the latitude.



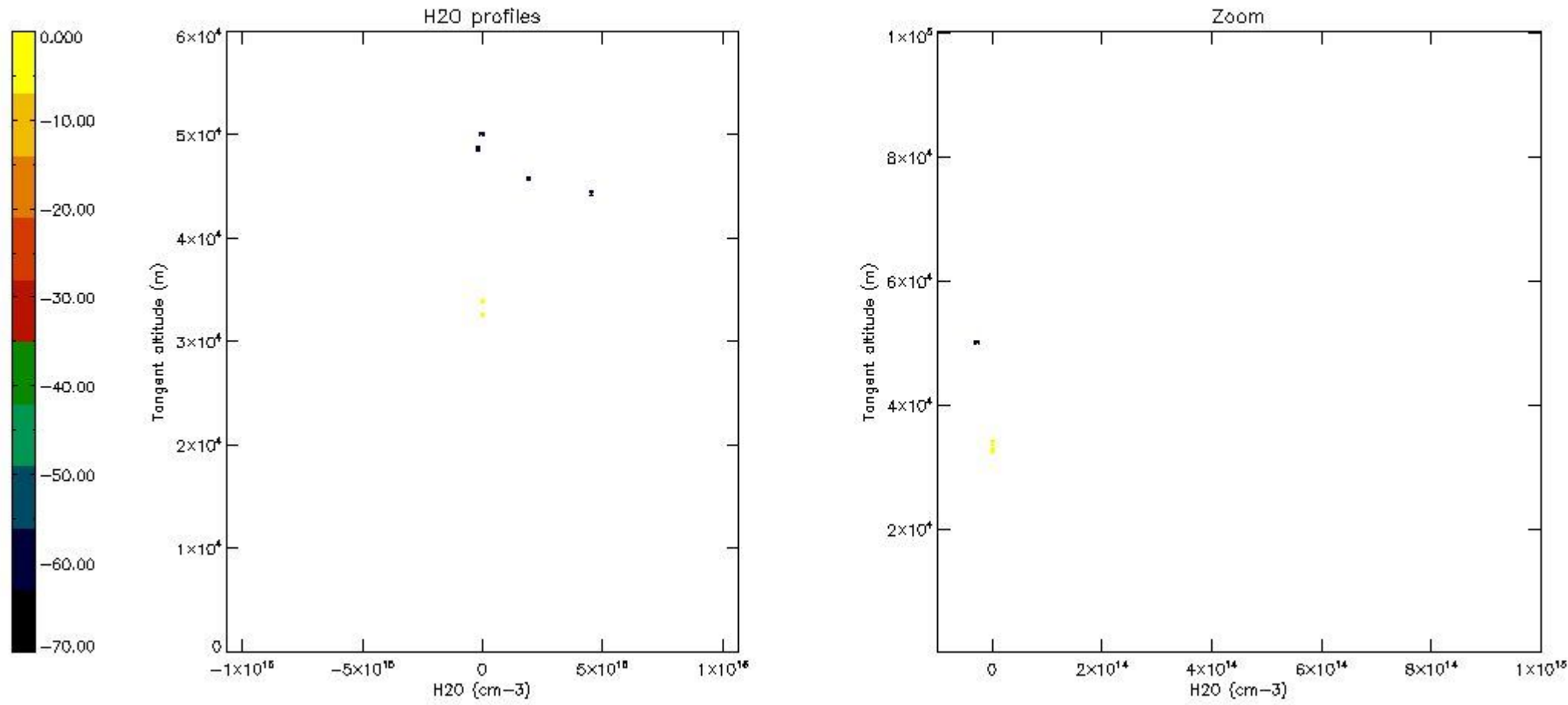
5.7 Plot NO3 profiles for all STD (dark without errors)

The colorbar represents the latitude.



5.8 Plot H2O profiles for all STD (only for occultations of stars 1,2,3,4,13,14,16,26,63 dark without errors)

The colorbar represents the latitude.



6. Auxiliary Data Files used for the production reported in section 2

The number reported in the third column indicates since which file (see list in section 2) the corresponding auxiliary file has been used. The fourth column is the date of those product files.

Type	Auxiliary Filename	Used since product	Used since product date
INST_PHYS_CHARACTERISTICS	GOM_INS_AXVIEC20091111_143220_20030716_120000_20500101_000000	1	13-OCT-2009 00:16:50
LEVEL-2_PROC_CONFIG	GOM_PR2_AXVIEC20091111_152718_20020301_000000_20500101_000000	1	13-OCT-2009 00:16:50
CROSS_SECTIONS_FILE	GOM_CRS_AXVIEC20091111_154832_20020301_000000_20500101_000000	1	13-OCT-2009 00:16:50

GOMOS Level 2 Daily Report

SUMMARY

[1. General Info](#)

[2. Summary of processed GOM_NL_2P products](#)

[3. Level 2 Quality information per product](#)

[3.1 Plot of level 2 quality information per product \(time dependant\)](#)

[3.2 Plot of level 2 quality information per product \(world map\)](#)

[4. Level 1 Quality information per product \(stored on level 2 products\)](#)

[4.1 Plot of level 1 quality information per product \(time dependant\)](#)

[4.1.1 Plot of level 1 quality information per product \(time dependant\): ASCENDING](#)

[4.1.2 Plot of level 1 quality information per product \(time dependant\): DESCENDING](#)

[4.2 Plot of level 1 quality information per product \(world map\)](#)

[4.2.1 Plot of level 1 quality information per product \(world map\): ASCENDING](#)

[4.2.2 Plot of level 1 quality information per product \(world map\): DESCENDING](#)

[5. Ozone profiles based on quality statistics and other trace gas profiles](#)

[5.1 Ozone statistics based on quality of products](#)

[5.2 Plot ozone profiles for all STD \(dark without errors\)](#)

[5.3 Plot ozone profiles where STD < 20% \(dark without errors\)](#)

[5.4. Plot ozone profiles where STD < 10% \(dark without errors\)](#)

[5.5. Plot ozone profiles where STD < 5% \(dark without errors\)](#)

[5.6 Plot NO2 profiles for all STD \(dark without errors\)](#)

[5.7 Plot NO3 profiles for all STD \(dark without errors\)](#)

[5.8 Plot H2O profiles \(only for occultations of stars 1,2,3,4,13,14,16,26,63 dark without errors\) for all STD](#)

[6. Auxiliary Data Files used for the production reported in section 2](#)

This report presents the daily analysis on parameters extracted from GOMOS level 2 data (GOM_NL__2P). It is intended to monitor some important parameters that will impact the quality of these products. A list of level 2 products (and content) that have arrived during the reporting day to the PCF is also given.

Item	Value
Time of report generation	26APR2013 13:14:36
Data source version	GOMOS/6.01
Start time of products	13-10-2009 (13OCT2009 00:00:00)
Stop time of products	14-10-2009 (14OCT2009 00:00:00)
Store outputs in DB	Yes
Nb of level 2 prods	170
Nb of prods with errors	0

2. Summary of processed GOM_NL__2P products.

Nr	Filename	UTC Start time	Limb	Duration	Star Id	Star Name	Star Mag	Star Temp	Nb Meas	Orbit	Prod. error
1	GOM_NL__2PRFIN20091013_001650_000000282083_00202_39835_2797.N1	13-OCT-2009 00:16:50	Twilight	28.000	166	17Eps Leo	2.9800	6000.0	56	39835	No
2	GOM_NL__2PRFIN20091013_002713_000000322083_00202_39835_2798.N1	13-OCT-2009 00:27:13	Dark	31.500	48	30Alp Hya	1.9770	4100.0	63	39835	No
3	GOM_NL__2PRFIN20091013_003856_000000372083_00202_39835_2799.N1	13-OCT-2009 00:38:56	Dark	36.500	70	Zet Pup	2.2460	39000.	73	39835	No
4	GOM_NL__2PRFIN20091013_004405_000000372083_00203_39836_2797.N1	13-OCT-2009 00:44:05	Dark	37.000	161	Tau Pup	2.9310	4500.0	74	39836	No
5	GOM_NL__2PRFIN20091013_004527_000000372083_00203_39836_2798.N1	13-OCT-2009 00:45:27	Dark	37.000	2	Alp Car	-0.73600	7000.0	74	39836	No
6	GOM_NL__2PRFIN20091013_005726_000000372083_00203_39836_2799.N1	13-OCT-2009 00:57:26	Straylight	36.500	157	The1Eri	2.9060	9300.0	73	39836	No
7	GOM_NL__2PRFIN20091013_011955_000000432083_00203_39836_2800.N1	13-OCT-2009 01:19:55	Bright	42.500	105	6Bet Ari	2.6450	8900.0	85	39836	No
8	GOM_NL__2PRFIN20091013_012310_000000362083_00203_39836_2801.N1	13-OCT-2009 01:23:10	Bright	35.500	53	43Bet And	2.0480	3300.0	71	39836	No
9	GOM_NL__2PRFIN20091013_012505_000000432083_00203_39836_2802.N1	13-OCT-2009 01:25:05	Bright	43.000	173	4Bet Tri	3.0040	8900.0	86	39836	No
10	GOM_NL__2PRFIN20091013_012652_000000412083_00203_39836_2803.N1	13-OCT-2009 01:26:52	Bright	40.500	73	57Gam1And	2.2600	13100.	81	39836	No
11	GOM_NL__2PRFIN20091013_013022_000000342083_00203_39836_2804.N1	13-OCT-2009 01:30:22	Bright	33.500	110	37Del Cas	2.6780	8900.0	67	39836	No
12	GOM_NL__2PRFIN20091013_013216_000000412083_00203_39836_2805.N1	13-OCT-2009 01:32:16	Bright	41.000	160	23Gam Per	2.9300	4700.0	82	39836	No
13	GOM_NL__2PRFIN20091013_015726_000000282083_00203_39836_2806.N1	13-OCT-2009 01:57:26	Twilight	27.500	166	17Eps Leo	2.9800	6000.0	55	39836	No
14	GOM_NL__2PRFIN20091013_020750_000000322083_00203_39836_2807.N1	13-OCT-2009 02:07:50	Dark	32.000	48	30Alp Hya	1.9770	4100.0	64	39836	No
15	GOM_NL__2PRFIN20091013_021621_000000422083_00203_39836_2808.N1	13-OCT-2009 02:16:21	Dark	42.000	132	15Rho Pup	2.8030	6900.0	84	39836	No
16	GOM_NL__2PRFIN20091013_021933_000000372083_00203_39836_2809.N1	13-OCT-2009 02:19:33	Dark	37.000	70	Zet Pup	2.2460	39000.	74	39836	No
17	GOM_NL__2PRFIN20091013_022442_000000372083_00204_39837_2806.N1	13-OCT-2009 02:24:42	Dark	36.500	161	Tau Pup	2.9310	4500.0	73	39837	No
18	GOM_NL__2PRFIN20091013_022604_000000372083_00204_39837_2807.N1	13-OCT-2009 02:26:04	Dark	37.000	2	Alp Car	-0.73600	7000.0	74	39837	No
19	GOM_NL__2PRFIN20091013_023802_000000362083_00204_39837_2808.N1	13-OCT-2009 02:38:02	Straylight	36.000	157	The1Eri	2.9060	9300.0	72	39837	No
20	GOM_NL__2PRFIN20091013_030031_000000422083_00204_39837_2809.N1	13-OCT-2009 03:00:31	Bright	42.000	105	6Bet Ari	2.6450	8900.0	84	39837	No
21	GOM_NL__2PRFIN20091013_030346_000000362083_00204_39837_2810.N1	13-OCT-2009 03:03:46	Bright	35.500	53	43Bet And	2.0480	3300.0	71	39837	No
22	GOM_NL__2PRFIN20091013_030540_000000432083_00204_39837_2811.N1	13-OCT-2009 03:05:40	Bright	43.000	173	4Bet Tri	3.0040	8900.0	86	39837	No
23	GOM_NL__2PRFIN20091013_030728_000000412083_00204_39837_2812.N1	13-OCT-2009 03:07:28	Bright	40.500	73	57Gam1And	2.2600	13100.	81	39837	No
24	GOM_NL__2PRFIN20091013_031057_000000342083_00204_39837_2813.N1	13-OCT-2009 03:10:57	Bright	33.500	110	37Del Cas	2.6780	8900.0	67	39837	No
25	GOM_NL__2PRFIN20091013_031251_000000402083_00204_39837_2814.N1	13-OCT-2009 03:12:51	Bright	40.000	160	23Gam Per	2.9300	4700.0	80	39837	No
26	GOM_NL__2PRFIN20091013_033803_000000282083_00204_39837_2815.N1	13-OCT-2009 03:38:03	Twilight	28.000	166	17Eps Leo	2.9800	6000.0	56	39837	No
27	GOM_NL__2PRFIN20091013_034826_000000322083_00204_39837_2816.N1	13-OCT-2009 03:48:26	Dark	32.000	48	30Alp Hya	1.9770	4100.0	64	39837	No
28	GOM_NL__2PRFIN20091013_035658_000000432083_00204_39837_2817.N1	13-OCT-2009 03:56:58	Dark	42.500	132	15Rho Pup	2.8030	6900.0	85	39837	No
29	GOM_NL__2PRFIN20091013_040010_000000372083_00204_39837_2818.N1	13-OCT-2009 04:00:10	Dark	37.000	70	Zet Pup	2.2460	39000.	74	39837	No
30	GOM_NL__2PRFIN20091013_040519_000000372083_00205_39838_2815.N1	13-OCT-2009 04:05:19	Dark	36.500	161	Tau Pup	2.9310	4500.0	73	39838	No
31	GOM_NL__2PRFIN20091013_040641_000000372083_00205_39838_2816.N1	13-OCT-2009 04:06:41	Dark	36.500	2	Alp Car	-0.73600	7000.0	73	39838	No
32	GOM_NL__2PRFIN20091013_041839_000000372083_00205_39838_2817.N1	13-OCT-2009 04:18:39	Straylight	36.500	157	The1Eri	2.9060	9300.0	73	39838	No
33	GOM_NL__2PRFIN20091013_044106_000000422083_00205_39838_2818.N1	13-OCT-2009 04:41:06	Bright	42.000	105	6Bet Ari	2.6450	8900.0	84	39838	No
34	GOM_NL__2PRFIN20091013_044421_000000362083_00205_39838_2819.N1	13-OCT-2009 04:44:21	Bright	35.500	53	43Bet And	2.0480	3300.0	71	39838	No
35	GOM_NL__2PRFIN20091013_044615_000000432083_00205_39838_2820.N1	13-OCT-2009 04:46:15	Bright	43.000	173	4Bet Tri	3.0040	8900.0	86	39838	No
36	GOM_NL__2PRFIN20091013_044803_000000402083_00205_39838_2821.N1	13-OCT-2009 04:48:03	Bright	40.000	73	57Gam1And	2.2600	13100.	80	39838	No
37	GOM_NL__2PRFIN20091013_045133_000000342083_00205_39838_2822.N1	13-OCT-2009 04:51:33	Bright	33.500	110	37Del Cas	2.6780	8900.0	67	39838	No
38	GOM_NL__2PRFIN20091013_045326_000000412083_00205_39838_2823.N1	13-OCT-2009 04:53:26	Bright	40.500	160	23Gam Per	2.9300	4700.0	81	39838	No
39	GOM_NL__2PRFIN20091013_051839_000000292083_00205_39838_2824.N1	13-OCT-2009 05:18:39	Twilight	28.500	166	17Eps Leo	2.9800	6000.0	57	39838	No
40	GOM_NL__2PRFIN20091013_052903_000000322083_00205_39838_2825.N1	13-OCT-2009 05:29:03	Dark	32.000	48	30Alp Hya	1.9770	4100.0	64	39838	No
41	GOM_NL__2PRFIN20091013_053735_000000432083_00205_39838_2826.N1	13-OCT-2009 05:37:35	Dark	42.500	132	15Rho Pup	2.8030	6900.0	85	39838	No
42	GOM_NL__2PRFIN20091013_054046_000000372083_00205_39838_2827.N1	13-OCT-2009 05:40:46	Dark	37.000	70	Zet Pup	2.2460	39000.	74	39838	No

43	GOM_NL__2PRFIN20091013_054556_000000372083_00206_39839_2824.N1	13-OCT-2009 05:45:56	Dark	37.000	161	Tau Pup	2.9310	4500.0	74	39839	No
44	GOM_NL__2PRFIN20091013_054718_000000372083_00206_39839_2825.N1	13-OCT-2009 05:47:18	Dark	37.000	2	Alp Car	-0.73600	7000.0	74	39839	No
45	GOM_NL__2PRFIN20091013_055915_000000372083_00206_39839_2826.N1	13-OCT-2009 05:59:15	Straylight	36.500	157	The1Eri	2.9060	9300.0	73	39839	No
46	GOM_NL__2PRFIN20091013_062141_000000422083_00206_39839_2827.N1	13-OCT-2009 06:21:41	Bright	42.000	105	6Bet Ari	2.6450	8900.0	84	39839	No
47	GOM_NL__2PRFIN20091013_062457_000000362083_00206_39839_2828.N1	13-OCT-2009 06:24:57	Bright	35.500	53	43Bet And	2.0480	3300.0	71	39839	No
48	GOM_NL__2PRFIN20091013_062650_000000432083_00206_39839_2829.N1	13-OCT-2009 06:26:50	Bright	43.000	173	4Bet Tri	3.0040	8900.0	86	39839	No
49	GOM_NL__2PRFIN20091013_062838_000000402083_00206_39839_2830.N1	13-OCT-2009 06:28:38	Bright	40.000	73	57Gam1And	2.2600	13100.	80	39839	No
50	GOM_NL__2PRFIN20091013_063209_000000342083_00206_39839_2831.N1	13-OCT-2009 06:32:09	Bright	33.500	110	37Del Cas	2.6780	8900.0	67	39839	No
51	GOM_NL__2PRFIN20091013_063401_000000412083_00206_39839_2832.N1	13-OCT-2009 06:34:01	Bright	40.500	160	23Gam Per	2.9300	4700.0	81	39839	No
52	GOM_NL__2PRFIN20091013_065915_000000292083_00206_39839_2833.N1	13-OCT-2009 06:59:15	Tw_i_and_stray	28.500	166	17Eps Leo	2.9800	6000.0	57	39839	No
53	GOM_NL__2PRFIN20091013_070940_000000322083_00206_39839_2834.N1	13-OCT-2009 07:09:40	Dark	32.000	48	30Alp Hya	1.9770	4100.0	64	39839	No
54	GOM_NL__2PRFIN20091013_071813_000000432083_00206_39839_2835.N1	13-OCT-2009 07:18:13	Dark	42.500	132	15Rho Pup	2.8030	6900.0	85	39839	No
55	GOM_NL__2PRFIN20091013_072123_000000372083_00206_39839_2836.N1	13-OCT-2009 07:21:23	Dark	37.000	70	Zet Pup	2.2460	39000.	74	39839	No
56	GOM_NL__2PRFIN20091013_072633_000000372083_00207_39840_3151.N1	13-OCT-2009 07:26:33	Dark	37.000	161	Tau Pup	2.9310	4500.0	74	39840	No
57	GOM_NL__2PRFIN20091013_072755_000000372083_00207_39840_3152.N1	13-OCT-2009 07:27:55	Dark	37.000	2	Alp Car	-0.73600	7000.0	74	39840	No
58	GOM_NL__2PRFIN20091013_073952_000000362083_00207_39840_3153.N1	13-OCT-2009 07:39:52	Straylight	35.500	157	The1Eri	2.9060	9300.0	71	39840	No
59	GOM_NL__2PRFIN20091013_080217_000000422083_00207_39840_3154.N1	13-OCT-2009 08:02:17	Bright	41.500	105	6Bet Ari	2.6450	8900.0	83	39840	No
60	GOM_NL__2PRFIN20091013_080533_000000362083_00207_39840_3155.N1	13-OCT-2009 08:05:33	Bright	36.000	53	43Bet And	2.0480	3300.0	72	39840	No
61	GOM_NL__2PRFIN20091013_080725_000000432083_00207_39840_3156.N1	13-OCT-2009 08:07:25	Bright	43.000	173	4Bet Tri	3.0040	8900.0	86	39840	No
62	GOM_NL__2PRFIN20091013_080914_000000402083_00207_39840_3157.N1	13-OCT-2009 08:09:14	Bright	40.000	73	57Gam1And	2.2600	13100.	80	39840	No
63	GOM_NL__2PRFIN20091013_081245_000000342083_00207_39840_3158.N1	13-OCT-2009 08:12:45	Bright	33.500	110	37Del Cas	2.6780	8900.0	67	39840	No
64	GOM_NL__2PRFIN20091013_081437_000000412083_00207_39840_3159.N1	13-OCT-2009 08:14:37	Bright	40.500	160	23Gam Per	2.9300	4700.0	81	39840	No
65	GOM_NL__2PRFIN20091013_083951_000000292083_00207_39840_3160.N1	13-OCT-2009 08:39:51	Tw_i_and_stray	28.500	166	17Eps Leo	2.9800	6000.0	57	39840	No
66	GOM_NL__2PRFIN20091013_085016_000000332083_00207_39840_3161.N1	13-OCT-2009 08:50:16	Dark	32.500	48	30Alp Hya	1.9770	4100.0	65	39840	No
67	GOM_NL__2PRFIN20091013_085850_000000432083_00207_39840_3162.N1	13-OCT-2009 08:58:50	Dark	42.500	132	15Rho Pup	2.8030	6900.0	85	39840	No
68	GOM_NL__2PRFIN20091013_090200_000000372083_00207_39840_3163.N1	13-OCT-2009 09:02:00	Dark	37.000	70	Zet Pup	2.2460	39000.	74	39840	No
69	GOM_NL__2PRFIN20091013_090710_000000372083_00208_39841_3176.N1	13-OCT-2009 09:07:10	Dark	37.000	161	Tau Pup	2.9310	4500.0	74	39841	No
70	GOM_NL__2PRFIN20091013_090831_000000372083_00208_39841_3177.N1	13-OCT-2009 09:08:31	Dark	37.000	2	Alp Car	-0.73600	7000.0	74	39841	No
71	GOM_NL__2PRFIN20091013_092028_000000362083_00208_39841_3178.N1	13-OCT-2009 09:20:28	Straylight	35.500	157	The1Eri	2.9060	9300.0	71	39841	No
72	GOM_NL__2PRFIN20091013_094252_000000422083_00208_39841_3179.N1	13-OCT-2009 09:42:52	Bright	42.000	105	6Bet Ari	2.6450	8900.0	84	39841	No
73	GOM_NL__2PRFIN20091013_094608_000000362083_00208_39841_3180.N1	13-OCT-2009 09:46:08	Bright	35.500	53	43Bet And	2.0480	3300.0	71	39841	No
74	GOM_NL__2PRFIN20091013_094801_000000432083_00208_39841_3181.N1	13-OCT-2009 09:48:01	Bright	42.500	173	4Bet Tri	3.0040	8900.0	85	39841	No
75	GOM_NL__2PRFIN20091013_094949_000000402083_00208_39841_3182.N1	13-OCT-2009 09:49:49	Bright	40.000	73	57Gam1And	2.2600	13100.	80	39841	No
76	GOM_NL__2PRFIN20091013_095320_000000342083_00208_39841_3183.N1	13-OCT-2009 09:53:20	Bright	33.500	110	37Del Cas	2.6780	8900.0	67	39841	No
77	GOM_NL__2PRFIN20091013_095512_000000412083_00208_39841_3184.N1	13-OCT-2009 09:55:12	Bright	41.000	160	23Gam Per	2.9300	4700.0	82	39841	No
78	GOM_NL__2PRFIN20091013_102027_000000292083_00208_39841_3185.N1	13-OCT-2009 10:20:27	Tw_i_and_stray	28.500	166	17Eps Leo	2.9800	6000.0	57	39841	No
79	GOM_NL__2PRFIN20091013_103053_000000322083_00208_39841_3186.N1	13-OCT-2009 10:30:53	Dark	32.000	48	30Alp Hya	1.9770	4100.0	64	39841	No
80	GOM_NL__2PRFIN20091013_103927_000000432083_00208_39841_3187.N1	13-OCT-2009 10:39:27	Dark	42.500	132	15Rho Pup	2.8030	6900.0	85	39841	No
81	GOM_NL__2PRFIN20091013_104237_000000372083_00208_39841_3188.N1	13-OCT-2009 10:42:37	Dark	37.000	70	Zet Pup	2.2460	39000.	74	39841	No
82	GOM_NL__2PRFIN20091013_104746_000000372083_00209_39842_3184.N1	13-OCT-2009 10:47:46	Dark	37.000	161	Tau Pup	2.9310	4500.0	74	39842	No
83	GOM_NL__2PRFIN20091013_104908_000000372083_00209_39842_3185.N1	13-OCT-2009 10:49:08	Dark	37.000	2	Alp Car	-0.73600	7000.0	74	39842	No
84	GOM_NL__2PRFIN20091013_110105_000000362083_00209_39842_3186.N1	13-OCT-2009 11:01:05	Straylight	35.500	157	The1Eri	2.9060	9300.0	71	39842	No
85	GOM_NL__2PRFIN20091013_130402_000000432083_00210_39843_3246.N1	13-OCT-2009 13:04:02	Bright	42.500	105	6Bet Ari	2.6450	8900.0	85	39843	No
86	GOM_NL__2PRFIN20091013_130719_000000362083_00210_39843_3247.N1	13-OCT-2009 13:07:19	Bright	35.500	53	43Bet And	2.0480	3300.0	71	39843	No
87	GOM_NL__2PRFIN20091013_130911_000000432083_00210_39843_3248.N1	13-OCT-2009 13:09:11	Bright	43.000	173	4Bet Tri	3.0040	8900.0	86	39843	No
88	GOM_NL__2PRFIN20091013_131059_000000412083_00210_39843_3249.N1	13-OCT-2009 13:10:59	Bright	40.500	73	57Gam1And	2.2600	13100.	81	39843	No
89	GOM_NL__2PRFIN20091013_131431_000000332083_00210_39843_3250.N1	13-OCT-2009 13:14:31	Bright	33.000	110	37Del Cas	2.6780	8900.0	66	39843	No
90	GOM_NL__2PRFIN20091013_131622_000000412083_00210_39843_3251.N1	13-OCT-2009 13:16:22	Bright	41.000	160	23Gam Per	2.9300	4700.0	82	39843	No
91	GOM_NL__2PRFIN20091013_134140_000000292083_00210_39843_3252.N1	13-OCT-2009 13:41:40	Tw_i_and_stray	28.500	166	17Eps Leo	2.9800	6000.0	57	39843	No
92	GOM_NL__2PRFIN20091013_135206_000000332083_00210_39843_3253.N1	13-OCT-2009 13:52:06	Dark	32.500	48	30Alp Hya	1.9770	4100.0	65	39843	No
93	GOM_NL__2PRFIN20091013_140041_000000432083_00210_39843_3254.N1	13-OCT-2009 14:00:41	Dark	43.000	132	15Rho Pup	2.8030	6900.0	86	39843	No
94	GOM_NL__2PRFIN20091013_140351_000000372083_00210_39843_3255.N1	13-OCT-2009 14:03:51	Dark	37.000	70	Zet Pup	2.2460	39000.	74	39843	No
95	GOM_NL__2PRFIN20091013_140859_000000372083_00211_39844_3314.N1	13-OCT-2009 14:08:59	Dark	37.000	161	Tau Pup	2.9310	4500.0	74	39844	No
96	GOM_NL__2PRFIN20091013_141021_000000372083_00211_39844_3315.N1	13-OCT-2009 14:10:21	Dark	37.000	2	Alp Car	-0.73600	7000.0	74	39844	No
97	GOM_NL__2PRFIN20091013_142218_000000362083_00211_39844_3316.N1	13-OCT-2009 14:22:18	Straylight	35.500	157	The1Eri	2.9060	9300.0	71	39844	No
98	GOM_NL__2PRFIN20091013_144438_000000422083_00211_39844_3317.N1	13-OCT-2009 14:44:38	Bright	42.000	105	6Bet Ari	2.6450	8900.0	84	39844	No
99	GOM_NL__2PRFIN20091013_144754_000000362083_00211_39844_3318.N1	13-OCT-2009 14:47:54	Bright	36.000	53	43Bet And	2.0480	3300.0	72	39844	No
100	GOM_NL__2PRFIN20091013_144946_000000432083_00211_39844_3319.N1	13-OCT-2009 14:49:46	Bright	42.500	173	4Bet Tri	3.0040	8900.0	85	39844	No
101	GOM_NL__2PRFIN20091013_145134_000000402083_00211_39844_3320.N1	13-OCT-2009 14:51:34	Bright	40.000	73	57Gam1And	2.2600	13100.	80	39844	No

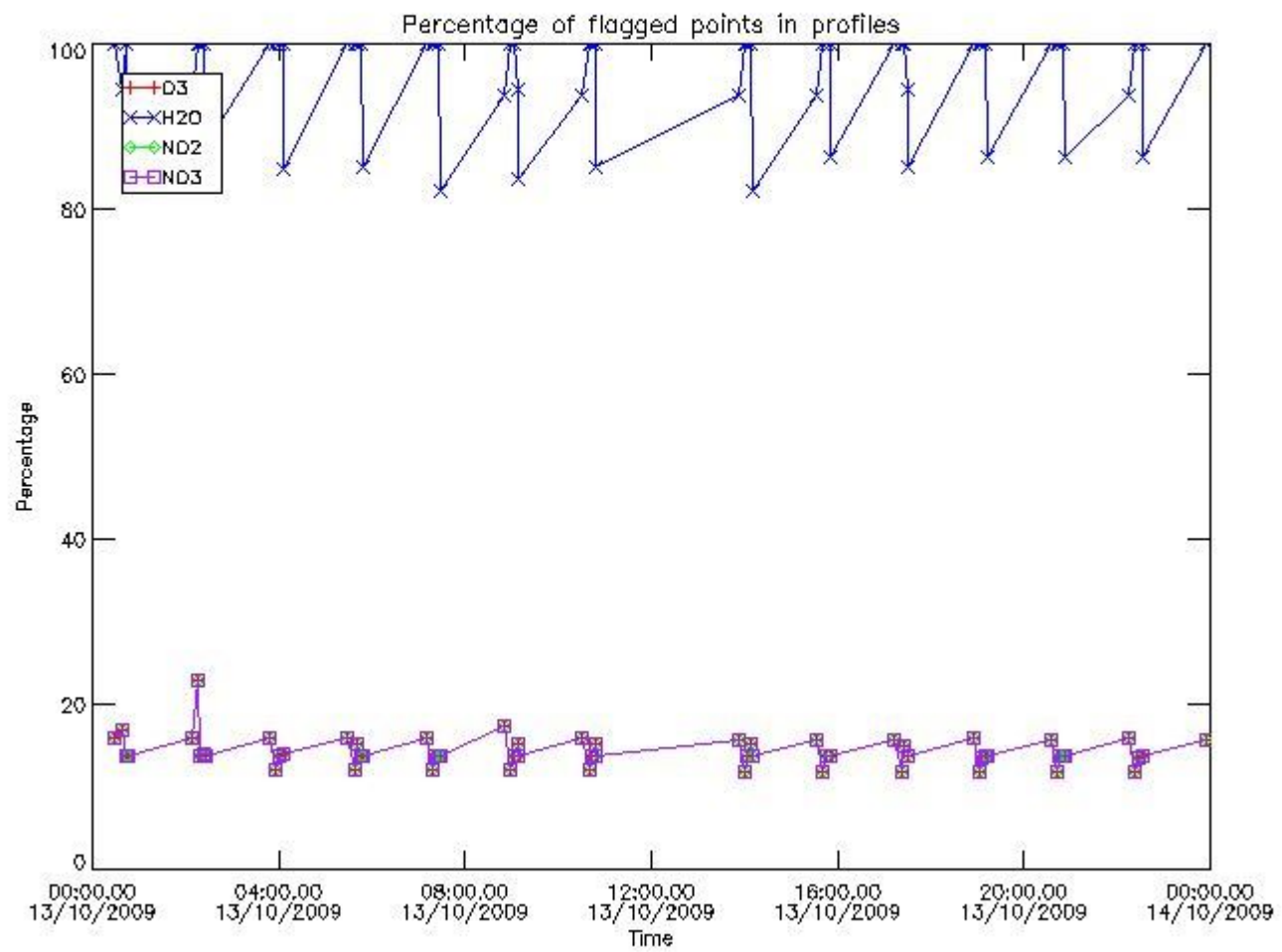
102	GOM_NL__2PRFIN20091013_145507_000000342083_00211_39844_3321.N1	13-OCT-2009 14:55:07	Bright	33.500	110	37Del Cas	2.6780	8900.0	67	39844	No
103	GOM_NL__2PRFIN20091013_145657_000000412083_00211_39844_3322.N1	13-OCT-2009 14:56:57	Bright	41.000	160	23Gam Per	2.9300	4700.0	82	39844	No
104	GOM_NL__2PRFIN20091013_152216_000000292083_00211_39844_3323.N1	13-OCT-2009 15:22:16	Tw_i_and_stray	28.500	166	17Eps Leo	2.9800	6000.0	57	39844	No
105	GOM_NL__2PRFIN20091013_153242_000000332083_00211_39844_3324.N1	13-OCT-2009 15:32:42	Dark	32.500	48	30Alp Hya	1.9770	4100.0	65	39844	No
106	GOM_NL__2PRFIN20091013_154118_000000432083_00211_39844_3325.N1	13-OCT-2009 15:41:18	Dark	43.000	132	15Rho Pup	2.8030	6900.0	86	39844	No
107	GOM_NL__2PRFIN20091013_154427_000000372083_00211_39844_3326.N1	13-OCT-2009 15:44:27	Dark	37.000	70	Zet Pup	2.2460	39000.	74	39844	No
108	GOM_NL__2PRFIN20091013_154936_000000372083_00212_39845_3353.N1	13-OCT-2009 15:49:36	Dark	37.000	161	Tau Pup	2.9310	4500.0	74	39845	No
109	GOM_NL__2PRFIN20091013_155058_000000372083_00212_39845_3354.N1	13-OCT-2009 15:50:58	Dark	37.000	2	Alp Car	-0.73600	7000.0	74	39845	No
110	GOM_NL__2PRFIN20091013_160254_000000362083_00212_39845_3355.N1	13-OCT-2009 16:02:54	Straylight	36.000	157	The1Eri	2.9060	9300.0	72	39845	No
111	GOM_NL__2PRFIN20091013_162513_000000422083_00212_39845_3356.N1	13-OCT-2009 16:25:13	Bright	41.500	105	6Bet Ari	2.6450	8900.0	83	39845	No
112	GOM_NL__2PRFIN20091013_162830_000000362083_00212_39845_3357.N1	13-OCT-2009 16:28:30	Bright	35.500	53	43Bet And	2.0480	3300.0	71	39845	No
113	GOM_NL__2PRFIN20091013_163021_000000432083_00212_39845_3358.N1	13-OCT-2009 16:30:21	Bright	42.500	173	4Bet Tri	3.0040	8900.0	85	39845	No
114	GOM_NL__2PRFIN20091013_163210_000000402083_00212_39845_3359.N1	13-OCT-2009 16:32:10	Bright	40.000	73	57Gam1And	2.2600	13100.	80	39845	No
115	GOM_NL__2PRFIN20091013_163542_000000342083_00212_39845_3360.N1	13-OCT-2009 16:35:42	Bright	33.500	110	37Del Cas	2.6780	8900.0	67	39845	No
116	GOM_NL__2PRFIN20091013_163732_000000412083_00212_39845_3361.N1	13-OCT-2009 16:37:32	Bright	41.000	160	23Gam Per	2.9300	4700.0	82	39845	No
117	GOM_NL__2PRFIN20091013_170252_000000292083_00212_39845_3362.N1	13-OCT-2009 17:02:52	Tw_i_and_stray	28.500	166	17Eps Leo	2.9800	6000.0	57	39845	No
118	GOM_NL__2PRFIN20091013_171319_000000332083_00212_39845_3363.N1	13-OCT-2009 17:13:19	Dark	32.500	48	30Alp Hya	1.9770	4100.0	65	39845	No
119	GOM_NL__2PRFIN20091013_172155_000000432083_00212_39845_3364.N1	13-OCT-2009 17:21:55	Dark	43.000	132	15Rho Pup	2.8030	6900.0	86	39845	No
120	GOM_NL__2PRFIN20091013_172504_000000382083_00212_39845_3365.N1	13-OCT-2009 17:25:04	Dark	37.500	70	Zet Pup	2.2460	39000.	75	39845	No
121	GOM_NL__2PRFIN20091013_173013_000000372083_00213_39846_3368.N1	13-OCT-2009 17:30:13	Dark	37.000	161	Tau Pup	2.9310	4500.0	74	39846	No
122	GOM_NL__2PRFIN20091013_173135_000000372083_00213_39846_3369.N1	13-OCT-2009 17:31:35	Dark	37.000	2	Alp Car	-0.73600	7000.0	74	39846	No
123	GOM_NL__2PRFIN20091013_174331_000000362083_00213_39846_3370.N1	13-OCT-2009 17:43:31	Straylight	35.500	157	The1Eri	2.9060	9300.0	71	39846	No
124	GOM_NL__2PRFIN20091013_180549_000000422083_00213_39846_3371.N1	13-OCT-2009 18:05:49	Bright	41.500	105	6Bet Ari	2.6450	8900.0	83	39846	No
125	GOM_NL__2PRFIN20091013_180906_000000362083_00213_39846_3372.N1	13-OCT-2009 18:09:06	Bright	35.500	53	43Bet And	2.0480	3300.0	71	39846	No
126	GOM_NL__2PRFIN20091013_181056_000000432083_00213_39846_3373.N1	13-OCT-2009 18:10:56	Bright	42.500	173	4Bet Tri	3.0040	8900.0	85	39846	No
127	GOM_NL__2PRFIN20091013_181245_000000402083_00213_39846_3374.N1	13-OCT-2009 18:12:45	Bright	40.000	73	57Gam1And	2.2600	13100.	80	39846	No
128	GOM_NL__2PRFIN20091013_181618_000000342083_00213_39846_3375.N1	13-OCT-2009 18:16:18	Bright	33.500	110	37Del Cas	2.6780	8900.0	67	39846	No
129	GOM_NL__2PRFIN20091013_181807_000000412083_00213_39846_3376.N1	13-OCT-2009 18:18:07	Bright	41.000	160	23Gam Per	2.9300	4700.0	82	39846	No
130	GOM_NL__2PRFIN20091013_184328_000000292083_00213_39846_3377.N1	13-OCT-2009 18:43:28	Tw_i_and_stray	28.500	166	17Eps Leo	2.9800	6000.0	57	39846	No
131	GOM_NL__2PRFIN20091013_185356_000000322083_00213_39846_3378.N1	13-OCT-2009 18:53:56	Dark	32.000	48	30Alp Hya	1.9770	4100.0	64	39846	No
132	GOM_NL__2PRFIN20091013_190232_000000432083_00213_39846_3379.N1	13-OCT-2009 19:02:32	Dark	43.000	132	15Rho Pup	2.8030	6900.0	86	39846	No
133	GOM_NL__2PRFIN20091013_190541_000000382083_00213_39846_3380.N1	13-OCT-2009 19:05:41	Dark	37.500	70	Zet Pup	2.2460	39000.	75	39846	No
134	GOM_NL__2PRFIN20091013_191050_000000372083_00214_39847_3380.N1	13-OCT-2009 19:10:50	Dark	37.000	161	Tau Pup	2.9310	4500.0	74	39847	No
135	GOM_NL__2PRFIN20091013_191212_000000372083_00214_39847_3381.N1	13-OCT-2009 19:12:12	Dark	37.000	2	Alp Car	-0.73600	7000.0	74	39847	No
136	GOM_NL__2PRFIN20091013_192407_000000362083_00214_39847_3382.N1	13-OCT-2009 19:24:07	Straylight	36.000	157	The1Eri	2.9060	9300.0	72	39847	No
137	GOM_NL__2PRFIN20091013_194624_000000422083_00214_39847_3383.N1	13-OCT-2009 19:46:24	Bright	42.000	105	6Bet Ari	2.6450	8900.0	84	39847	No
138	GOM_NL__2PRFIN20091013_194941_000000362083_00214_39847_3384.N1	13-OCT-2009 19:49:41	Bright	35.500	53	43Bet And	2.0480	3300.0	71	39847	No
139	GOM_NL__2PRFIN20091013_195131_000000432083_00214_39847_3385.N1	13-OCT-2009 19:51:31	Bright	42.500	173	4Bet Tri	3.0040	8900.0	85	39847	No
140	GOM_NL__2PRFIN20091013_195320_000000402083_00214_39847_3386.N1	13-OCT-2009 19:53:20	Bright	40.000	73	57Gam1And	2.2600	13100.	80	39847	No
141	GOM_NL__2PRFIN20091013_195654_000000332083_00214_39847_3387.N1	13-OCT-2009 19:56:54	Bright	33.000	110	37Del Cas	2.6780	8900.0	66	39847	No
142	GOM_NL__2PRFIN20091013_195842_000000412083_00214_39847_3388.N1	13-OCT-2009 19:58:42	Bright	41.000	160	23Gam Per	2.9300	4700.0	82	39847	No
143	GOM_NL__2PRFIN20091013_202404_000000292083_00214_39847_3389.N1	13-OCT-2009 20:24:04	Tw_i_and_stray	28.500	166	17Eps Leo	2.9800	6000.0	57	39847	No
144	GOM_NL__2PRFIN20091013_203432_000000332083_00214_39847_3390.N1	13-OCT-2009 20:34:32	Dark	32.500	48	30Alp Hya	1.9770	4100.0	65	39847	No
145	GOM_NL__2PRFIN20091013_204310_000000432083_00214_39847_3391.N1	13-OCT-2009 20:43:10	Dark	43.000	132	15Rho Pup	2.8030	6900.0	86	39847	No
146	GOM_NL__2PRFIN20091013_204618_000000372083_00214_39847_3392.N1	13-OCT-2009 20:46:18	Dark	37.000	70	Zet Pup	2.2460	39000.	74	39847	No
147	GOM_NL__2PRFIN20091013_205127_000000372083_00215_39848_3391.N1	13-OCT-2009 20:51:27	Dark	37.000	161	Tau Pup	2.9310	4500.0	74	39848	No
148	GOM_NL__2PRFIN20091013_205248_000000372083_00215_39848_3392.N1	13-OCT-2009 20:52:48	Dark	36.500	2	Alp Car	-0.73600	7000.0	73	39848	No
149	GOM_NL__2PRFIN20091013_210444_000000362083_00215_39848_3393.N1	13-OCT-2009 21:04:44	Straylight	36.000	157	The1Eri	2.9060	9300.0	72	39848	No
150	GOM_NL__2PRFIN20091013_212659_000000422083_00215_39848_3394.N1	13-OCT-2009 21:26:59	Bright	41.500	105	6Bet Ari	2.6450	8900.0	83	39848	No
151	GOM_NL__2PRFIN20091013_213017_000000362083_00215_39848_3395.N1	13-OCT-2009 21:30:17	Bright	35.500	53	43Bet And	2.0480	3300.0	71	39848	No
152	GOM_NL__2PRFIN20091013_213207_000000432083_00215_39848_3396.N1	13-OCT-2009 21:32:07	Bright	42.500	173	4Bet Tri	3.0040	8900.0	85	39848	No
153	GOM_NL__2PRFIN20091013_213355_000000402083_00215_39848_3397.N1	13-OCT-2009 21:33:55	Bright	40.000	73	57Gam1And	2.2600	13100.	80	39848	No
154	GOM_NL__2PRFIN20091013_213729_000000342083_00215_39848_3398.N1	13-OCT-2009 21:37:29	Bright	33.500	110	37Del Cas	2.6780	8900.0	67	39848	No
155	GOM_NL__2PRFIN20091013_213917_000000412083_00215_39848_3399.N1	13-OCT-2009 21:39:17	Bright	41.000	160	23Gam Per	2.9300	4700.0	82	39848	No
156	GOM_NL__2PRFIN20091013_220440_000000292083_00215_39848_3400.N1	13-OCT-2009 22:04:40	Tw_i_and_stray	29.000	166	17Eps Leo	2.9800	6000.0	58	39848	No
157	GOM_NL__2PRFIN20091013_221509_000000322083_00215_39848_3401.N1	13-OCT-2009 22:15:09	Dark	32.000	48	30Alp Hya	1.9770	4100.0	64	39848	No
158	GOM_NL__2PRFIN20091013_222347_000000432083_00215_39848_3402.N1	13-OCT-2009 22:23:47	Dark	43.000	132	15Rho Pup	2.8030	6900.0	86	39848	No
159	GOM_NL__2PRFIN20091013_222655_000000382083_00215_39848_3403.N1	13-OCT-2009 22:26:55	Dark	37.500	70	Zet Pup	2.2460	39000.	75	39848	No
160	GOM_NL__2PRFIN20091013_223204_000000372083_00216_39849_3402.N1	13-OCT-2009 22:32:04	Dark	37.000	161	Tau Pup	2.9310	4500.0	74	39849	No

161	GOM_NL__2PRFIN20091013_223325_000000372083_00216_39849_3403.N1	13-OCT-2009 22:33:25	Dark	37.000	2	Alp Car	-0.73600	7000.0	74	39849	No
162	GOM_NL__2PRFIN20091013_224520_000000362083_00216_39849_3404.N1	13-OCT-2009 22:45:20	Straylight	36.000	157	The1Eri	2.9060	9300.0	72	39849	No
163	GOM_NL__2PRFIN20091013_230734_000000422083_00216_39849_3405.N1	13-OCT-2009 23:07:34	Bright	41.500	105	6Bet Ari	2.6450	8900.0	83	39849	No
164	GOM_NL__2PRFIN20091013_231052_000000362083_00216_39849_3406.N1	13-OCT-2009 23:10:52	Bright	35.500	53	43Bet And	2.0480	3300.0	71	39849	No
165	GOM_NL__2PRFIN20091013_231242_000000432083_00216_39849_3407.N1	13-OCT-2009 23:12:42	Bright	42.500	173	4Bet Tri	3.0040	8900.0	85	39849	No
166	GOM_NL__2PRFIN20091013_231431_000000402083_00216_39849_3408.N1	13-OCT-2009 23:14:31	Bright	39.500	73	57Gam1And	2.2600	13100.	79	39849	No
167	GOM_NL__2PRFIN20091013_231805_000000342083_00216_39849_3409.N1	13-OCT-2009 23:18:05	Bright	33.500	110	37Del Cas	2.6780	8900.0	67	39849	No
168	GOM_NL__2PRFIN20091013_231952_000000412083_00216_39849_3410.N1	13-OCT-2009 23:19:52	Bright	40.500	160	23Gam Per	2.9300	4700.0	81	39849	No
169	GOM_NL__2PRFIN20091013_234517_000000292083_00216_39849_3411.N1	13-OCT-2009 23:45:17	Twilight_stray	28.500	166	17Eps Leo	2.9800	6000.0	57	39849	No
170	GOM_NL__2PRFIN20091013_235545_000000332083_00216_39849_3412.N1	13-OCT-2009 23:55:45	Dark	32.500	48	30Alp Hya	1.9770	4100.0	65	39849	No

3. Quality information per product

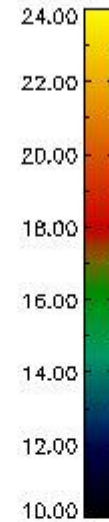
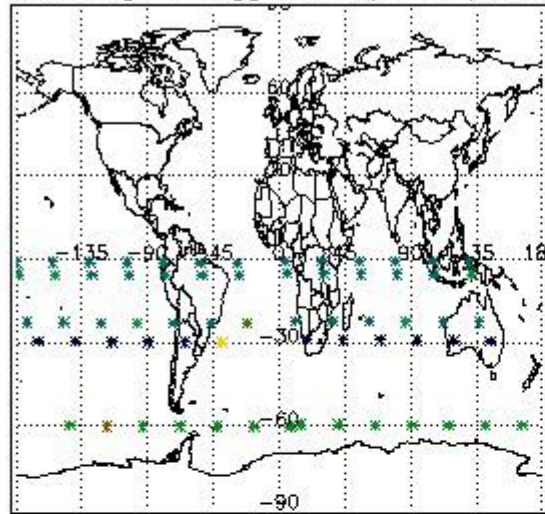
In this section it is plotted some information contained in the Quality Summary data set of the level 2 products. Only products in dark limb conditions and without errors (error flag in the MPH set to "0") are used.

3.1 Plot quality information per product (time dependant)

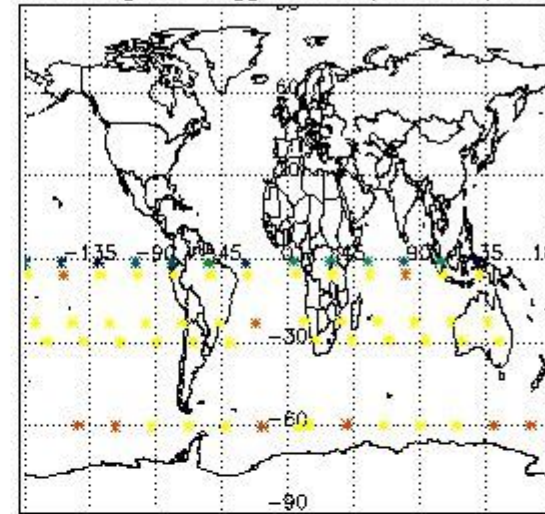


3.2 Plot quality information per product (world map)

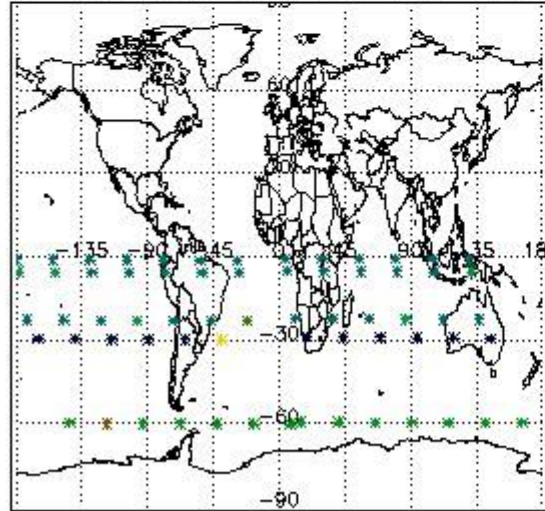
Percentage of flagged data per O3 profile



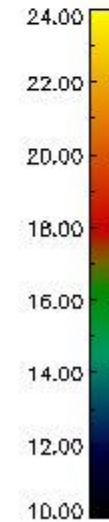
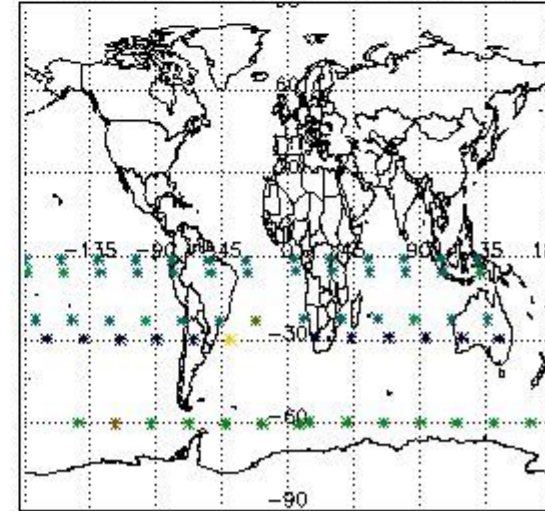
Percentage of flagged data per H2O profile



Percentage of flagged data per NO2 profile



Percentage of flagged data per NO3 profile

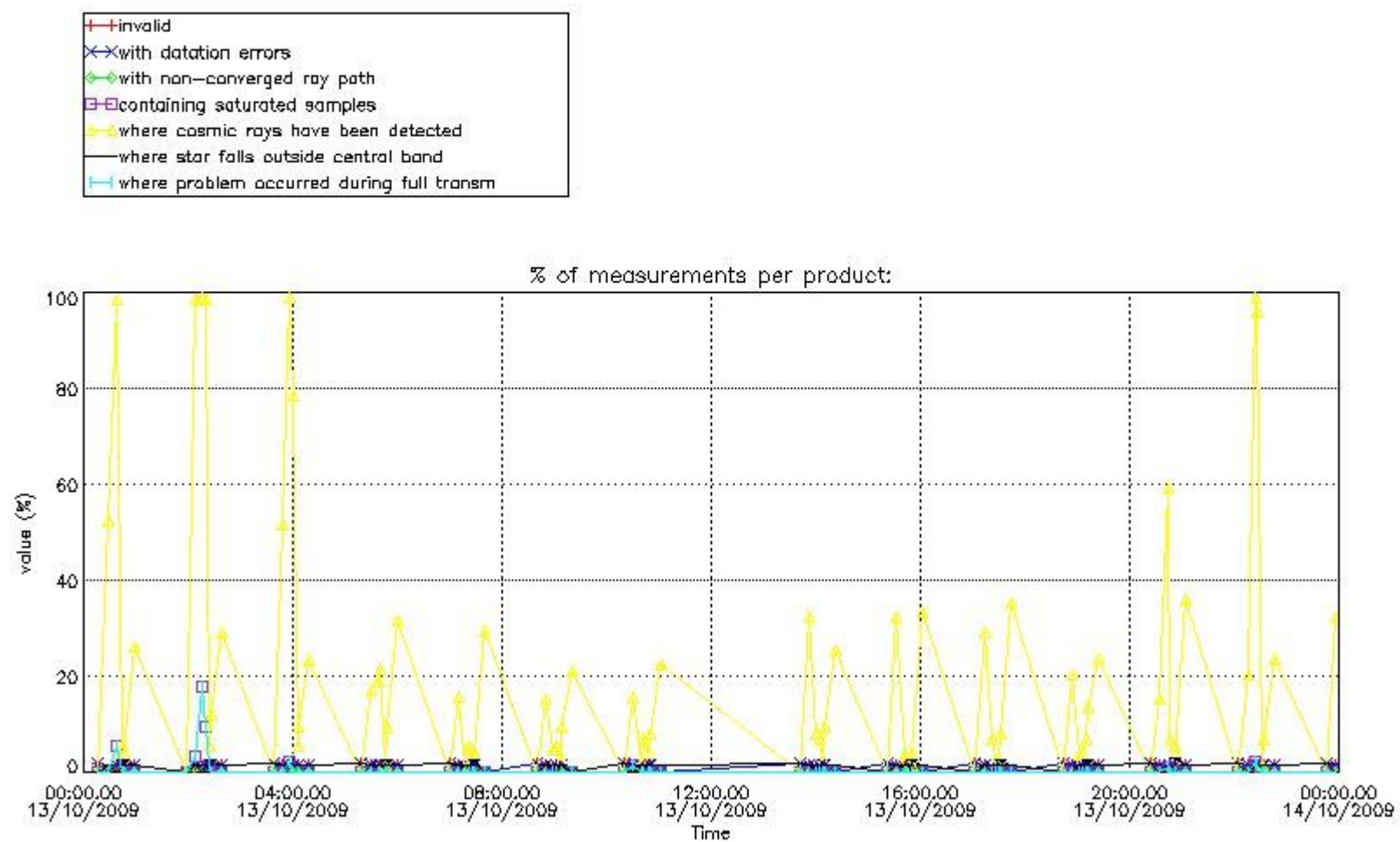


4. Level 1 quality information per product

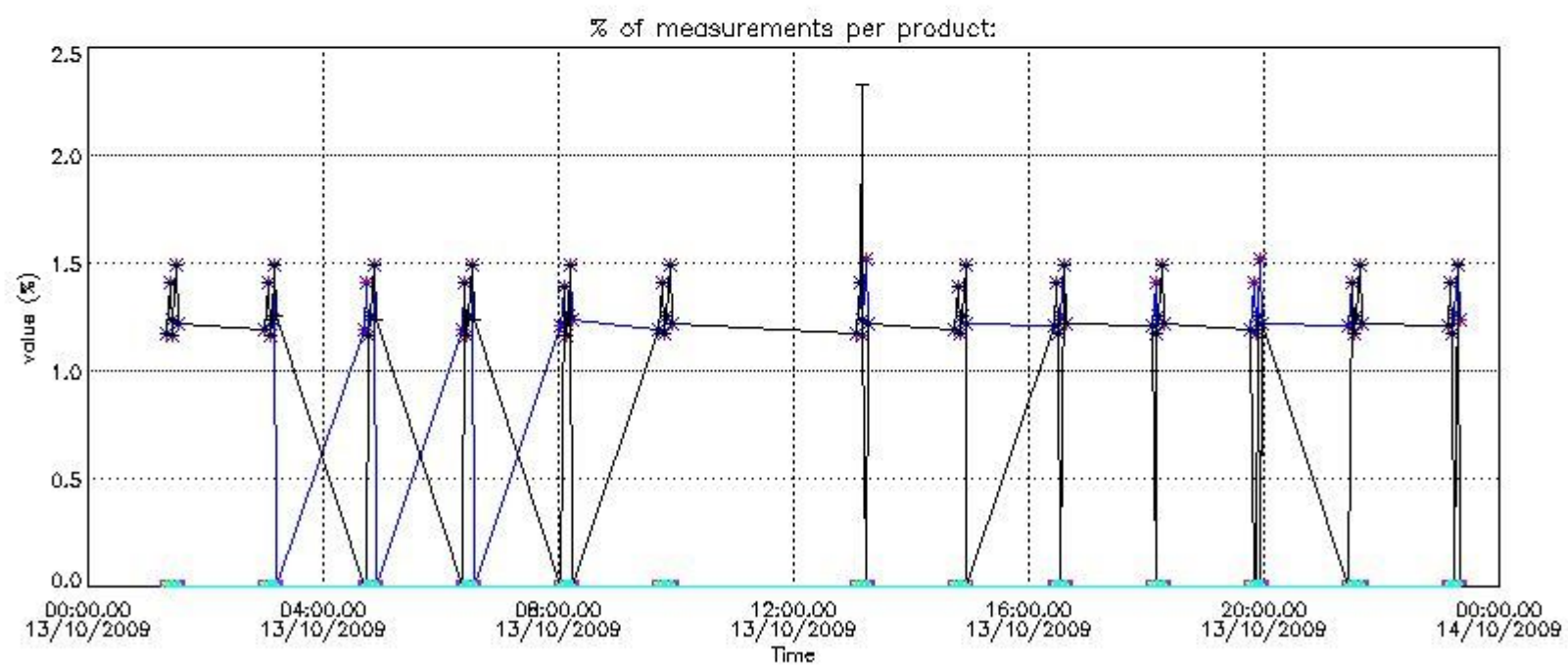
In this section it is plotted some information contained in the Quality Summary data set of the level 2 products that comes from the level 1b processing. Products without errors (error flag in the MPH set to "0") are used.

4.1 Plot quality information per product (time dependant) coming from level 1b processing

4.1.1 Plot level 1 quality information per product (time dependant): ENVISAT ASCENDING passes



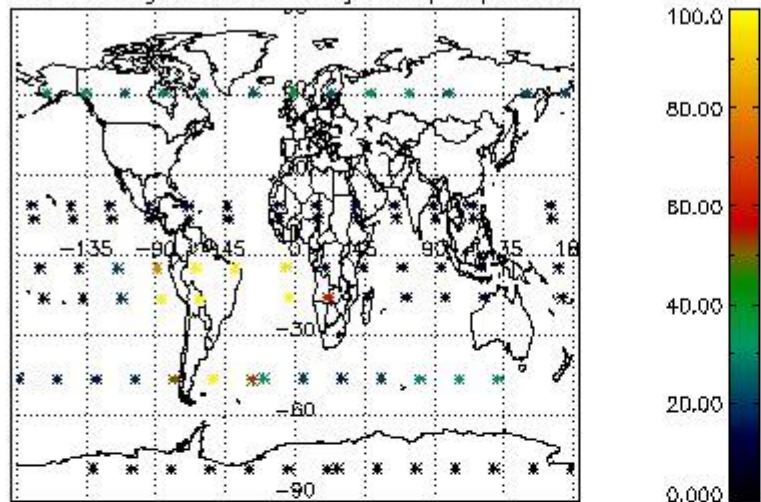
4.1.2 Plot level 1 quality information per product (time dependant): ENVI SAT DESCENDING passes



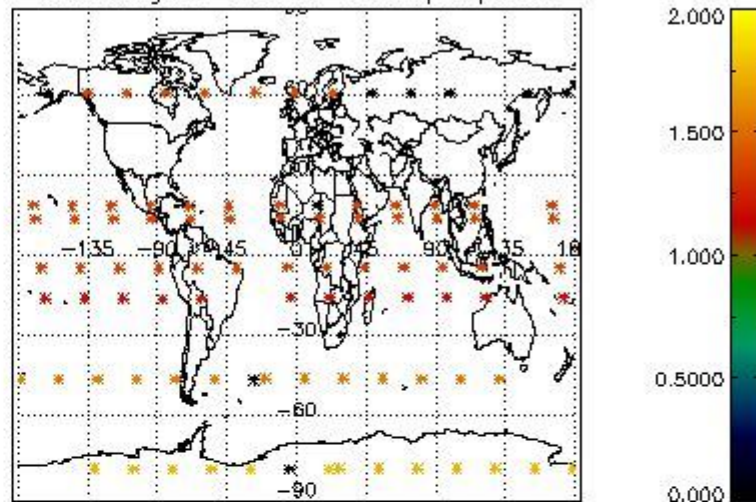
4.2 Plot quality information per product coming from level 1b processing (world map)

4.2.1 Plot level 1 quality information per product (world map): ENVISAT ASCENDING passes

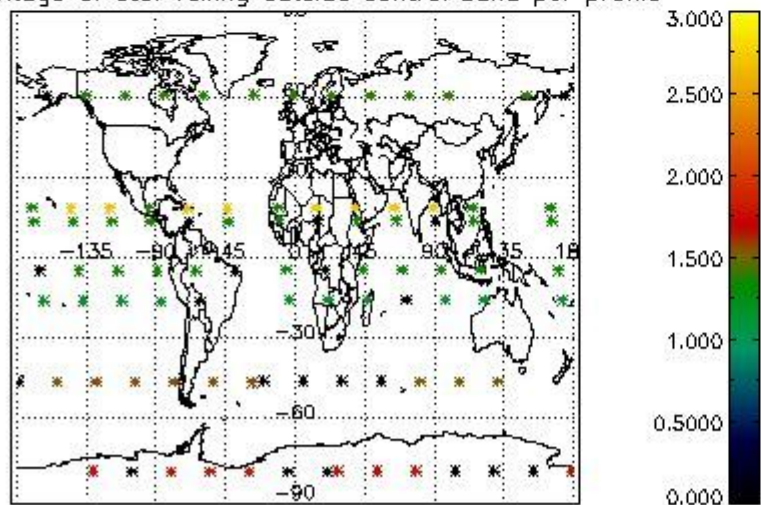
Percentage of cosmic ray hits per profile



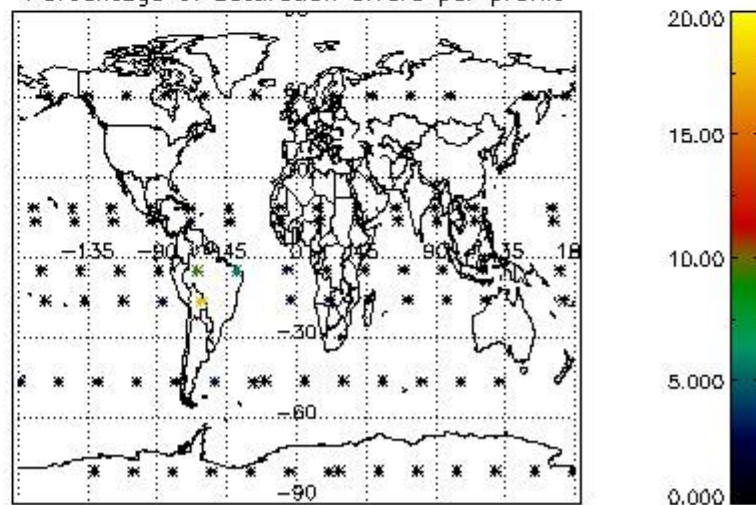
Percentage of datation errors per profile



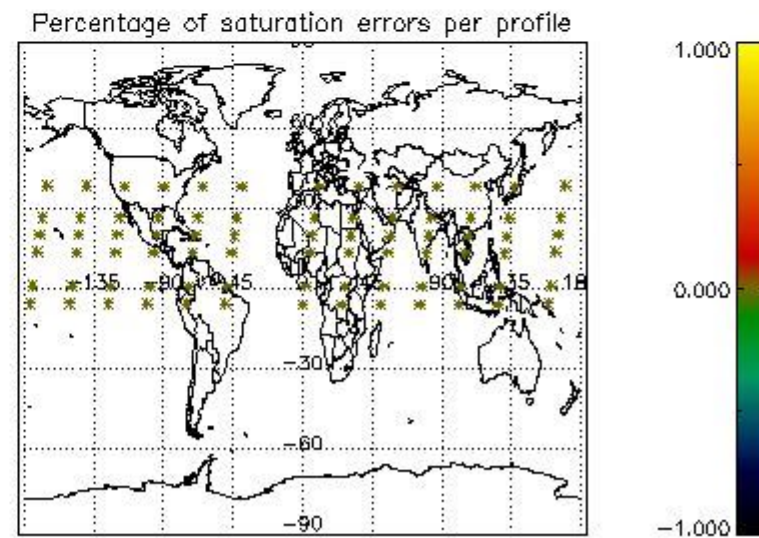
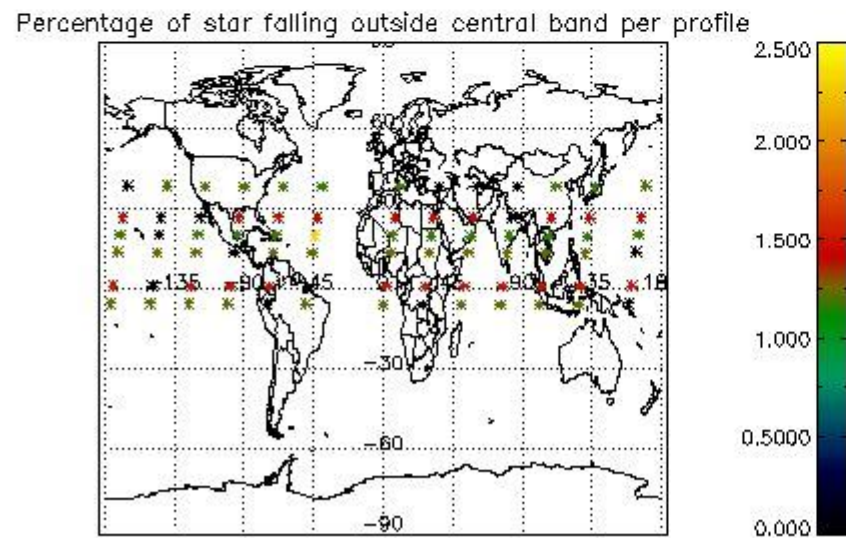
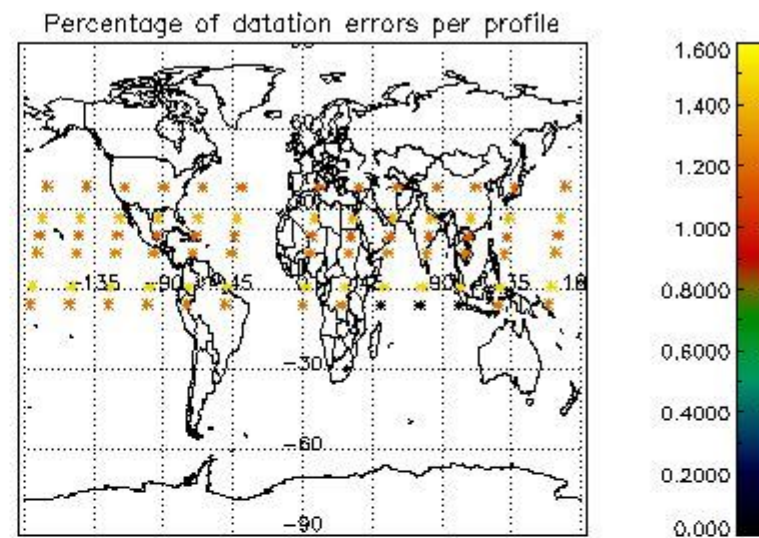
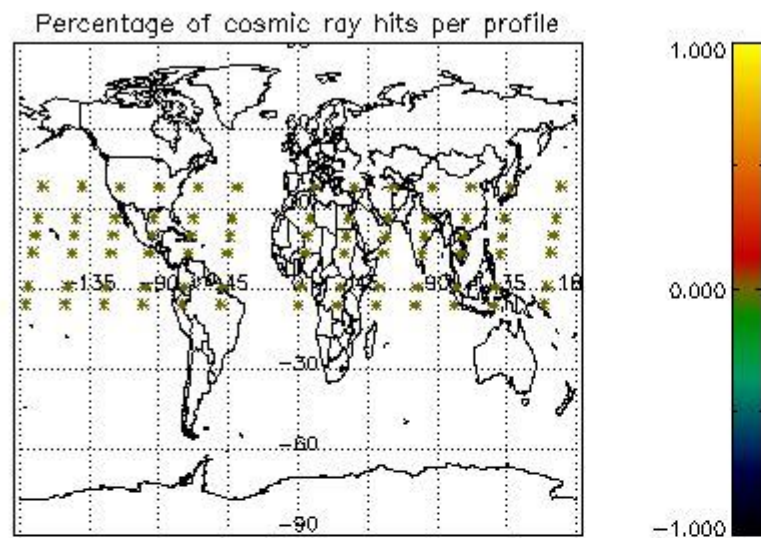
Percentage of star falling outside central band per profile



Percentage of saturation errors per profile



4.2.2 Plot level 1 quality information per product (world map): ENVISAT DESCENDING passes



5. Trace gas profiles

5.1 Ozone statistics based on quality of products

The final quality of the products can be "measured" using the STD (Standard Deviation) attached to every point profile. This information is written to the parameter GOM_NL__2P/NL_LOCAL_SPECIES_DENSITY/o3_std of the level 2 products. The table below shows the statistics for given STD ranges.

The statistics are given with respect to the overall valid production:

- Products without fatal errors: GOM_NL__2P/MPH/PRODUCT_ERR=0
- Valid point profile: GOM_NL__2P/NL_LOCAL_SPECIES_DENSITY/pcd(0)=0

The 'Criteria' is applied to valid points of dark limb products:

- Products in dark limb illumination condition: GOM_NL__2P/NL_SUMMARY_QUALITY/obs_ill_cond=0
- Products without fatal errors: GOM_NL__2P/MPH/PRODUCT_ERR=0
- Valid point profile: GOM_NL__2P/NL_LOCAL_SPECIES_DENSITY/pcd(0)=0

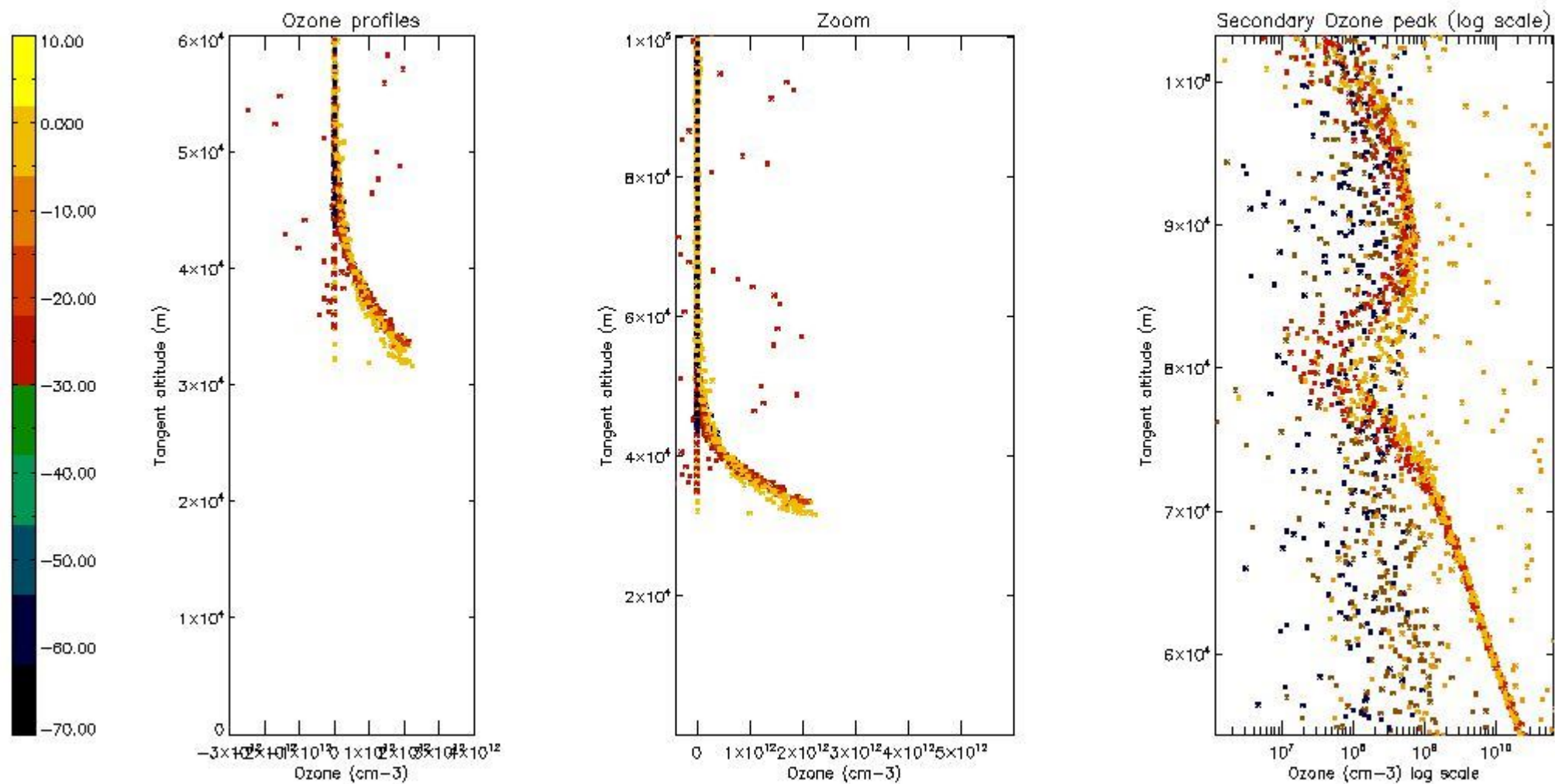
So, the table below shows the percentage of dark limb and valid observations for each criteria with respect to the overall valid daily observations.

Criteria	% of total production
All STD	38
STD < 20	13

STD < 10	11
STD < 5	8

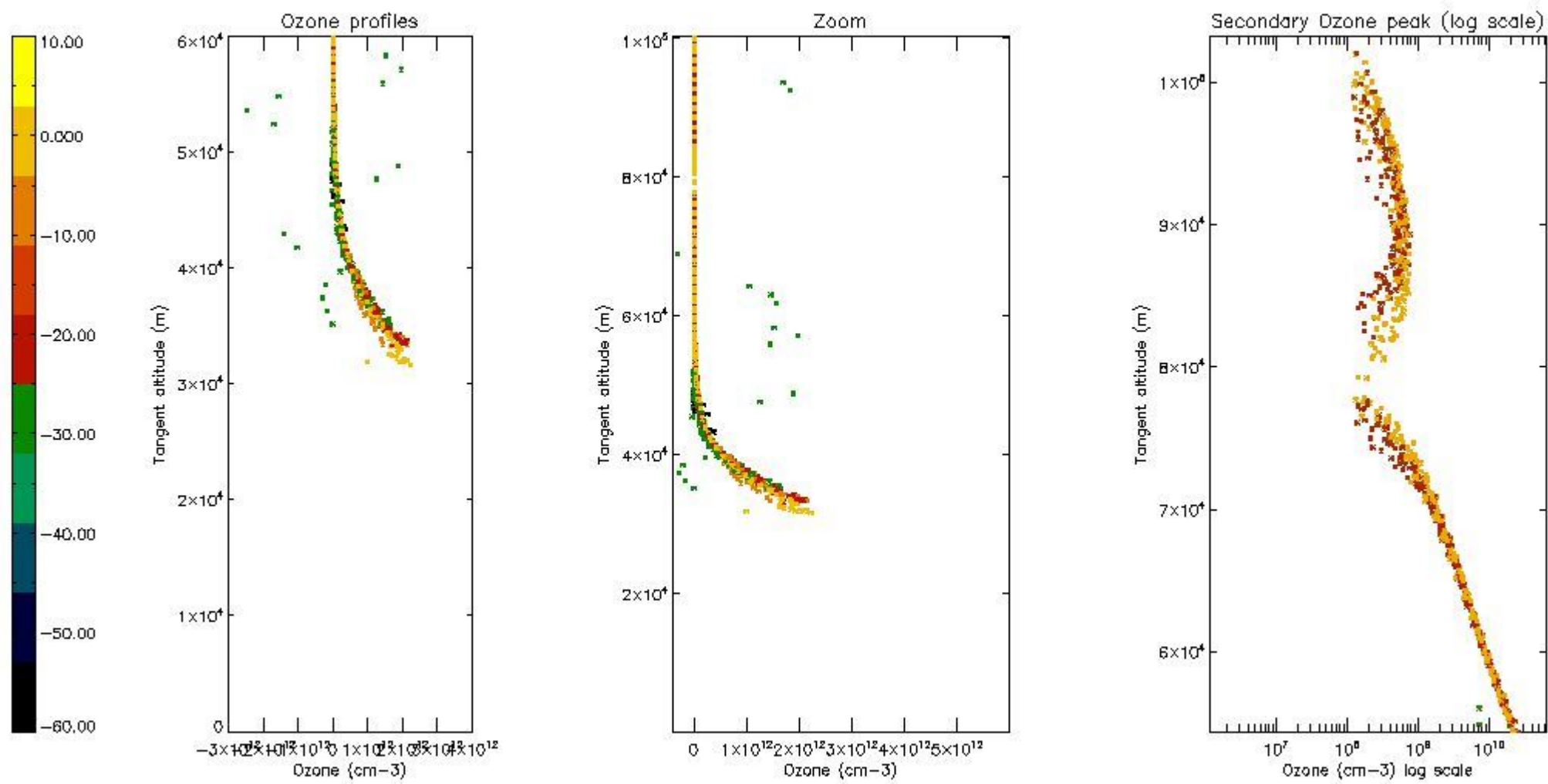
5.2 Plot ozone profiles for all STD (dark without errors)

The colorbar represents the latitude.



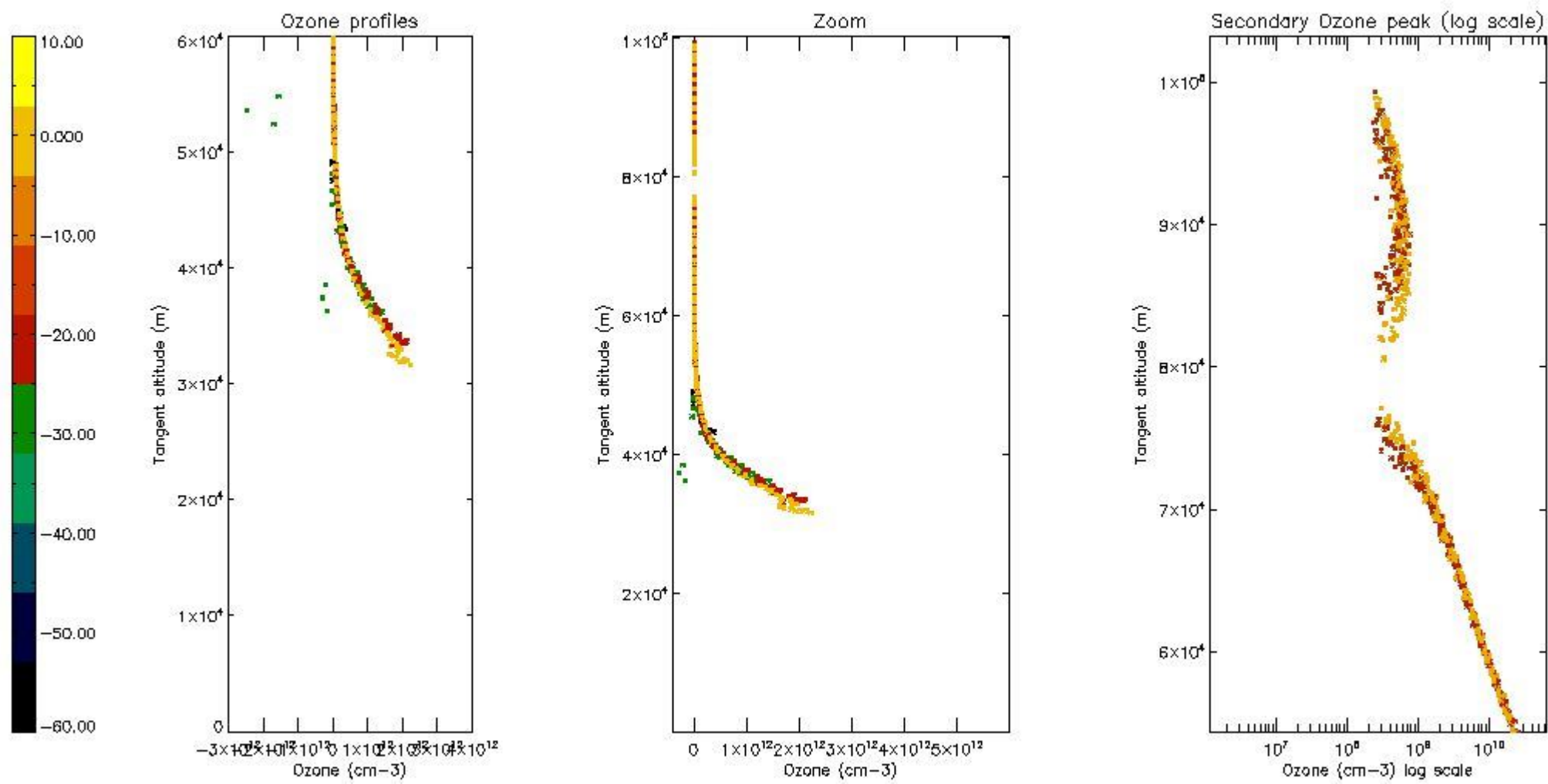
5.3 Plot ozone profiles where STD < 20% (dark without errors)

The colorbar represents the latitude.



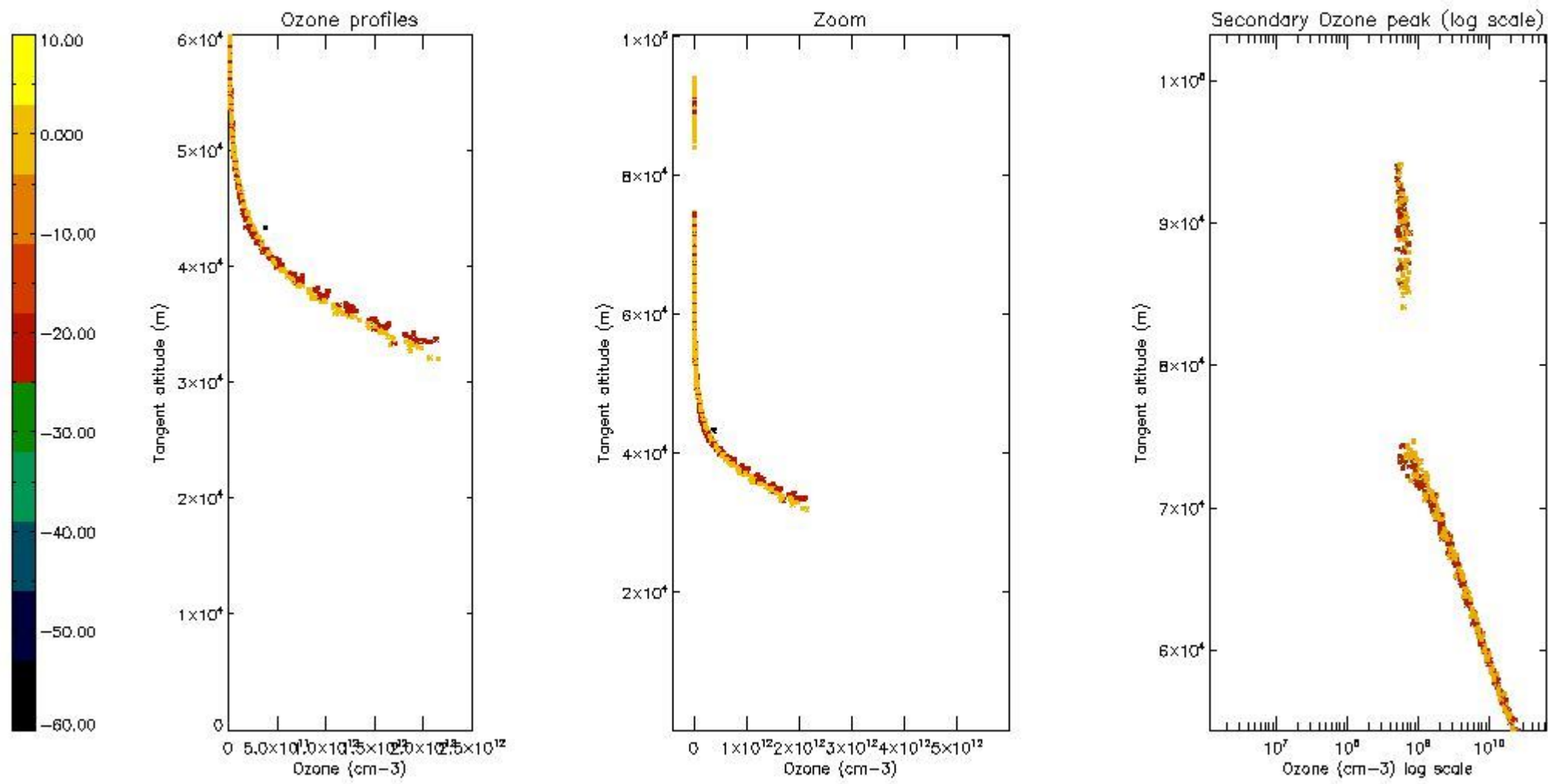
5.4 Plot ozone profiles where STD < 10% (dark without errors)

The colorbar represents the latitude.



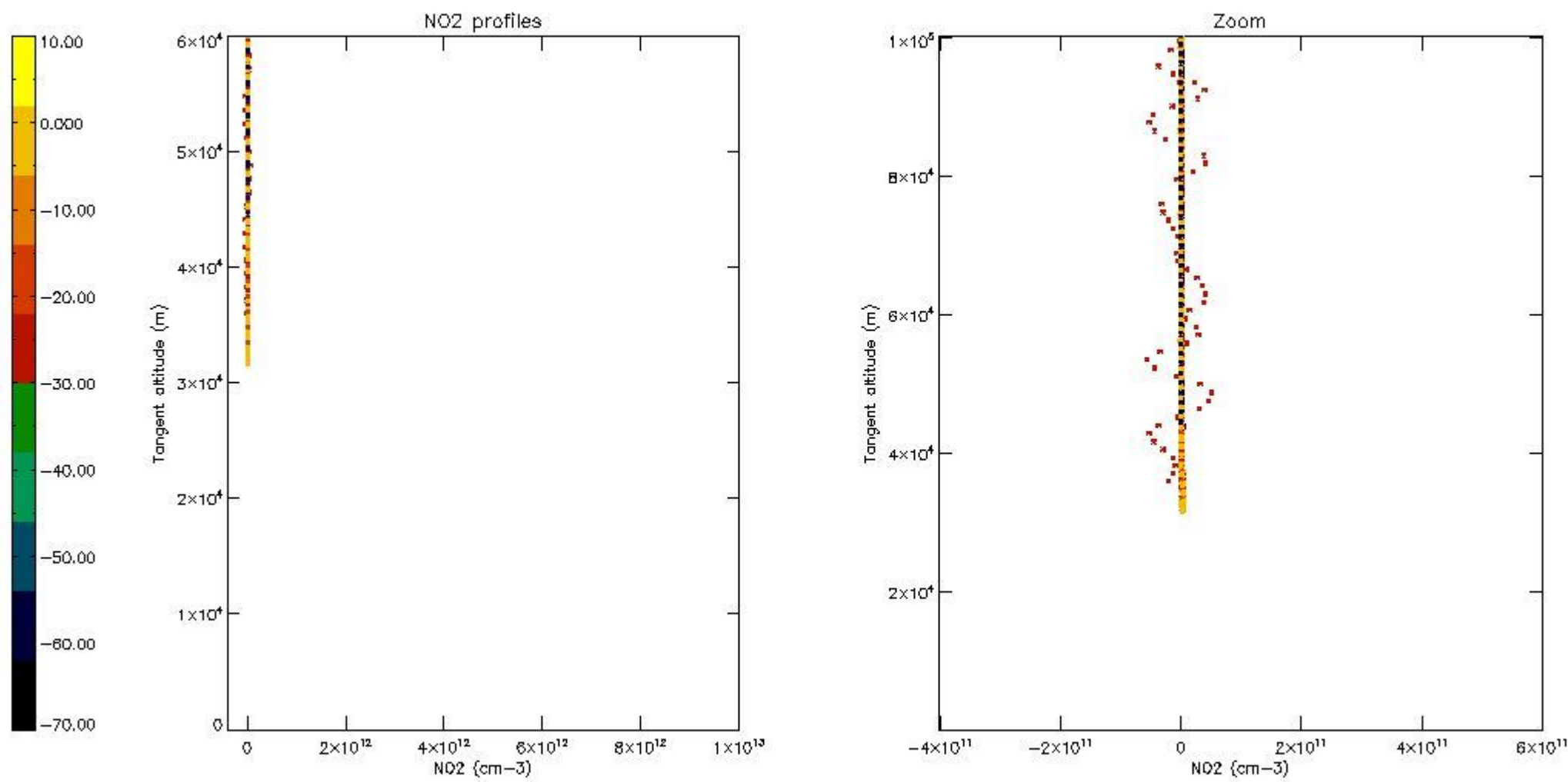
5.5 Plot ozone profiles where STD < 5% (dark without errors)

The colorbar represents the latitude.



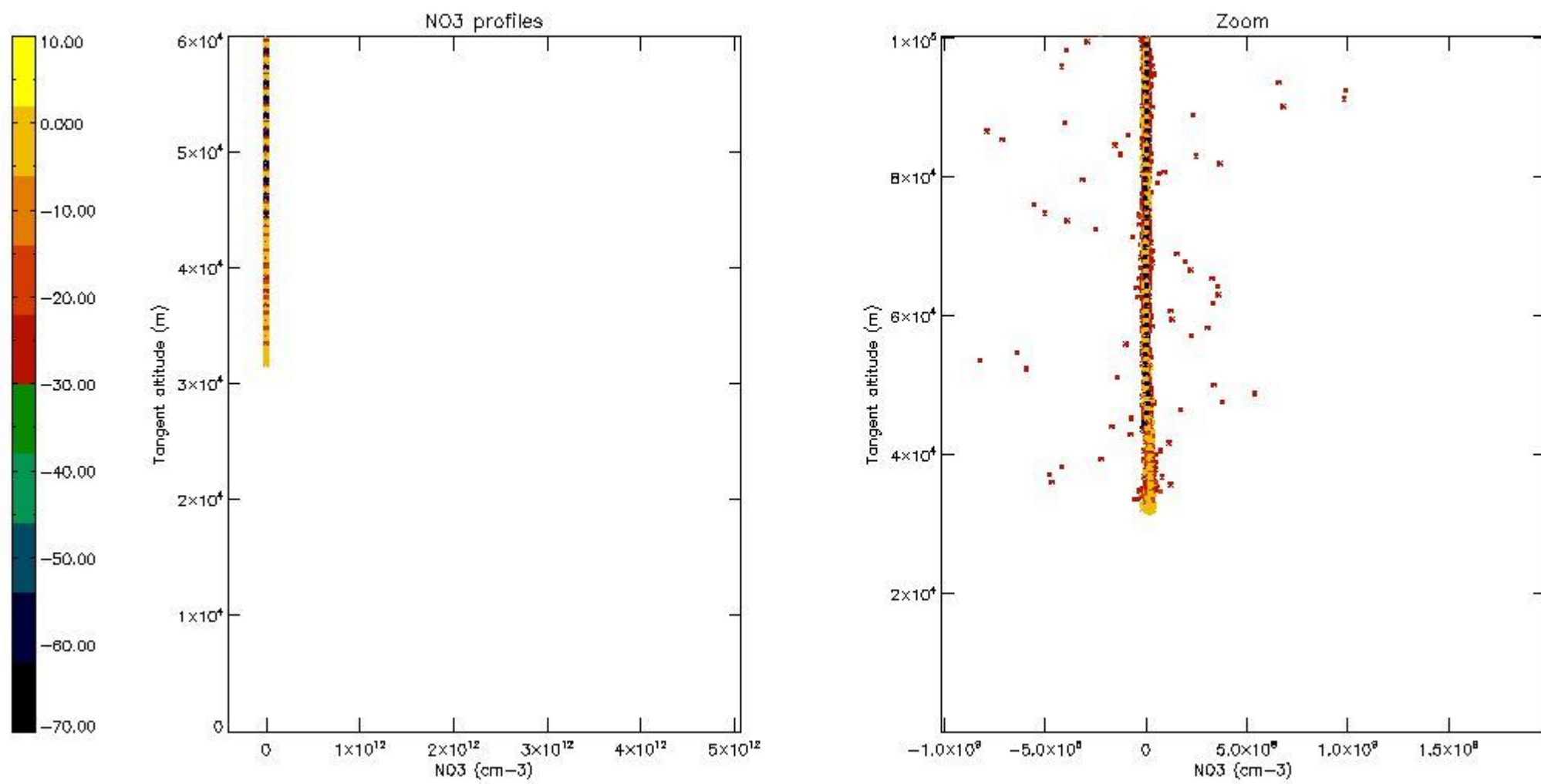
5.6 Plot NO₂ profiles for all STD (dark without errors)

The colorbar represents the latitude.



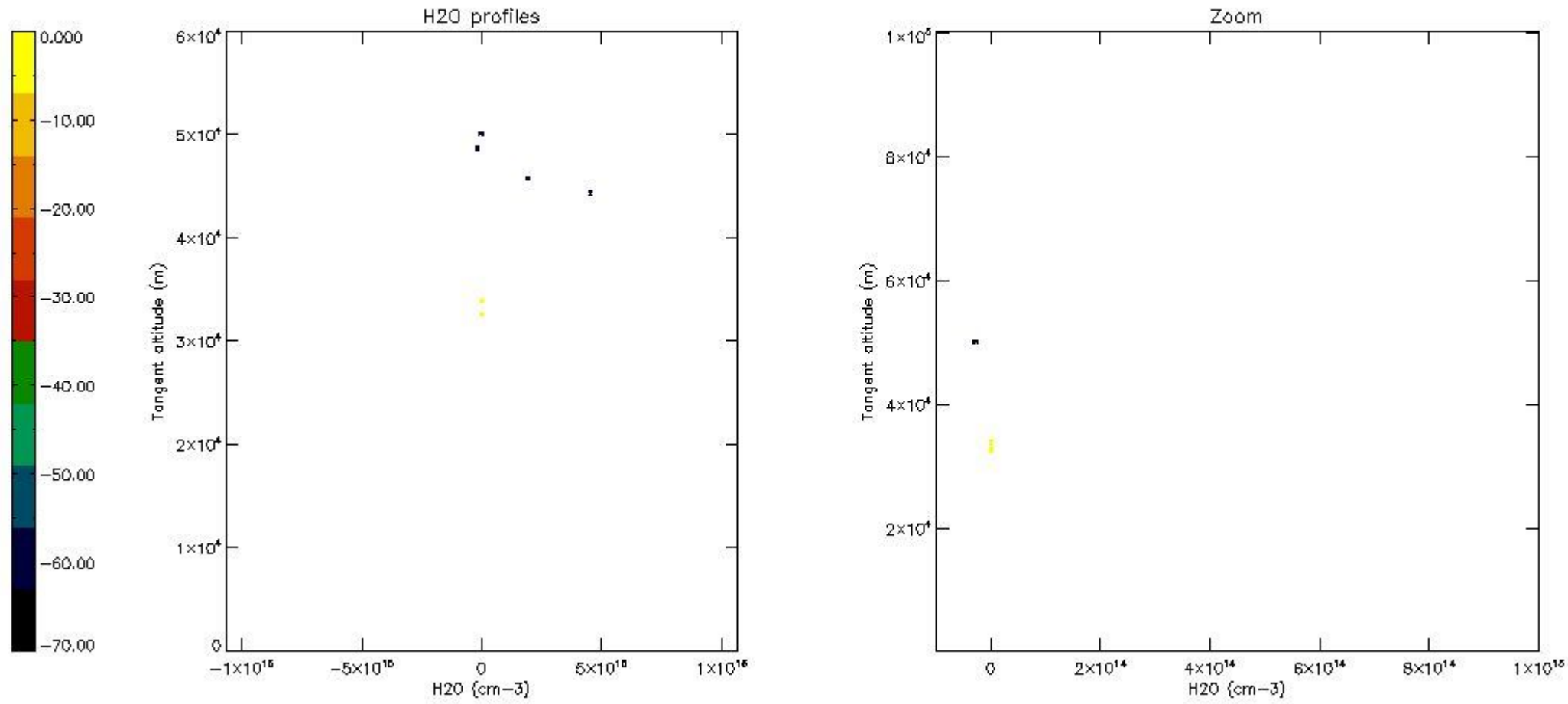
5.7 Plot NO3 profiles for all STD (dark without errors)

The colorbar represents the latitude.



5.8 Plot H2O profiles for all STD (only for occultations of stars 1,2,3,4,13,14,16,26,63 dark without errors)

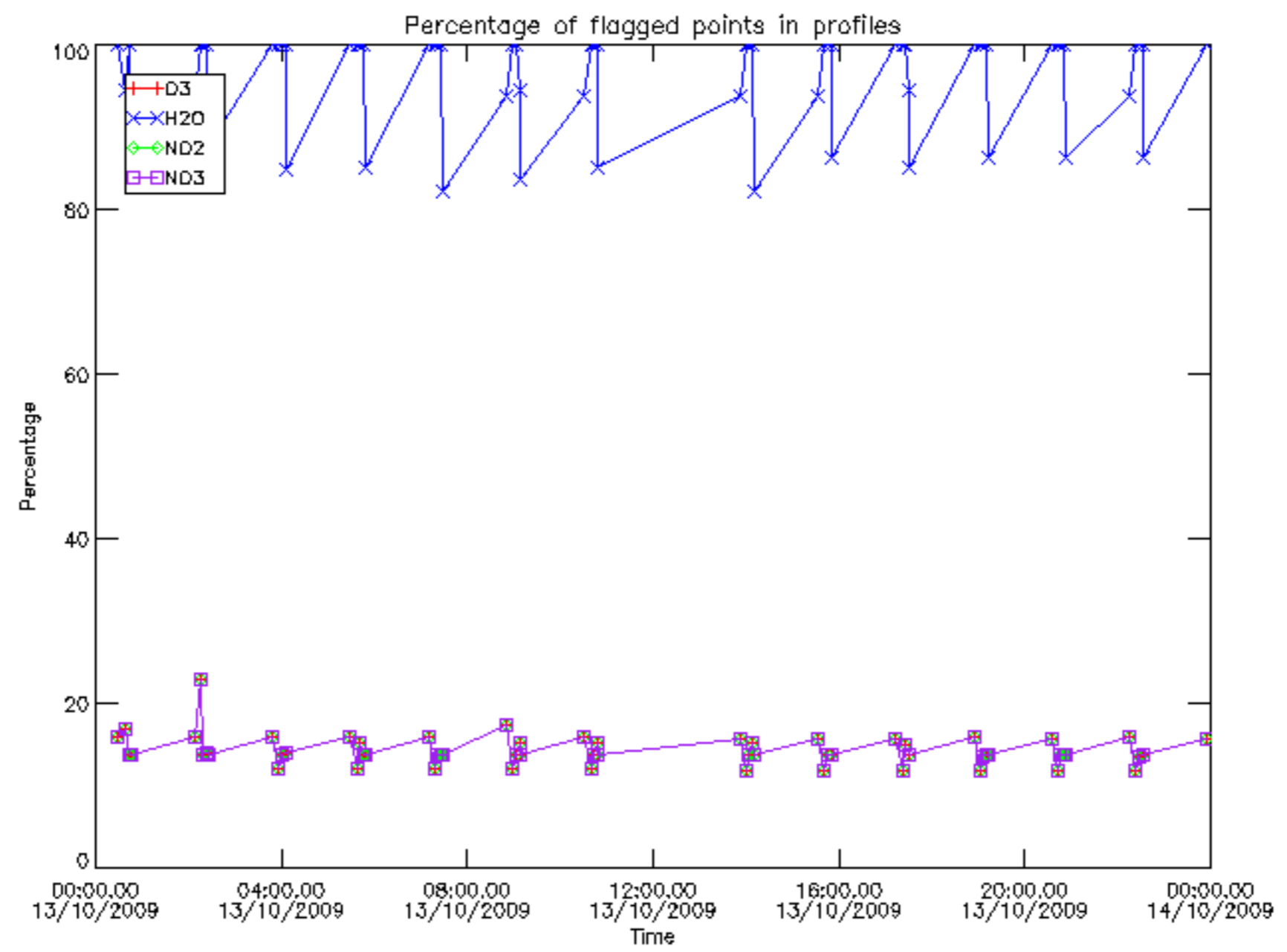
The colorbar represents the latitude.



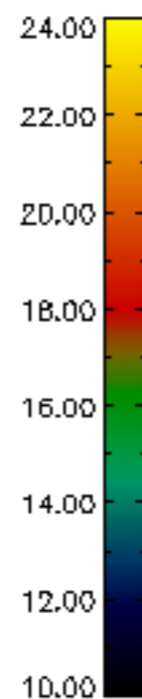
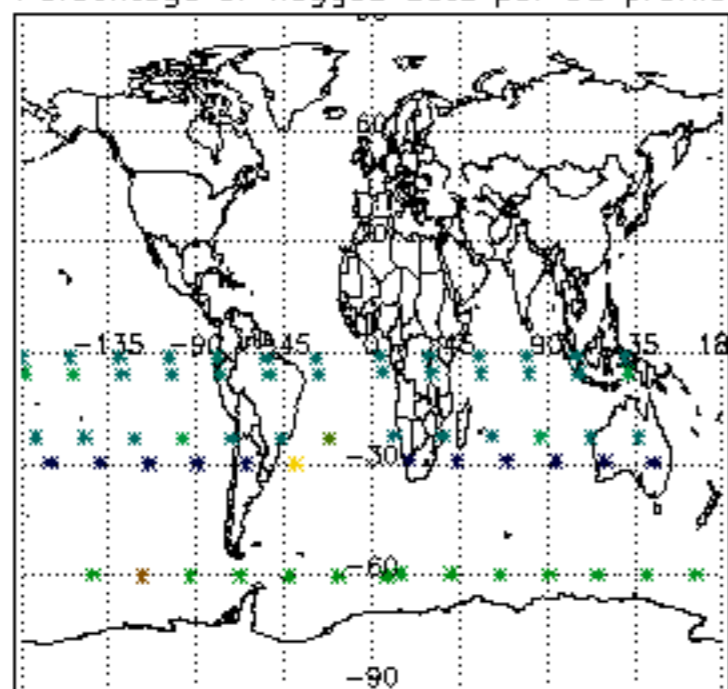
6. Auxiliary Data Files used for the production reported in section 2

The number reported in the third column indicates since which file (see list in section 2) the corresponding auxiliary file has been used. The fourth column is the date of those product files.

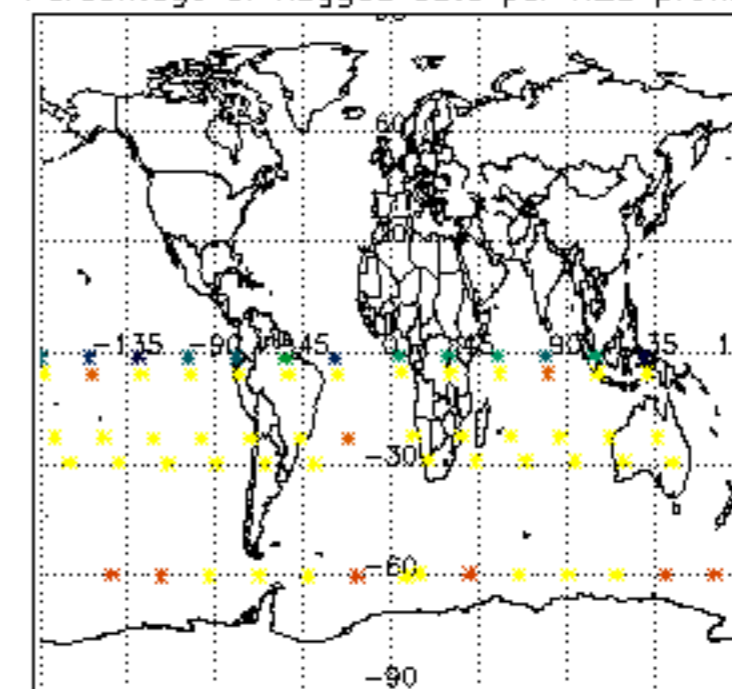
Type	Auxiliary Filename	Used since product	Used since product date
INST_PHYS_CHARACTERISTICS	GOM_INS_AXVIEC20091111_143220_20030716_120000_20500101_000000	1	13-OCT-2009 00:16:50
LEVEL-2_PROC_CONFIG	GOM_PR2_AXVIEC20091111_152718_20020301_000000_20500101_000000	1	13-OCT-2009 00:16:50
CROSS_SECTIONS_FILE	GOM_CRS_AXVIEC20091111_154832_20020301_000000_20500101_000000	1	13-OCT-2009 00:16:50



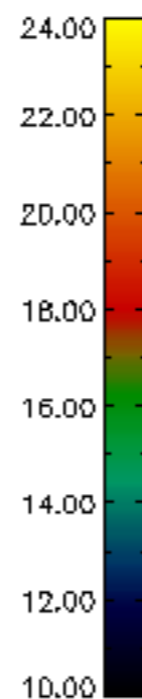
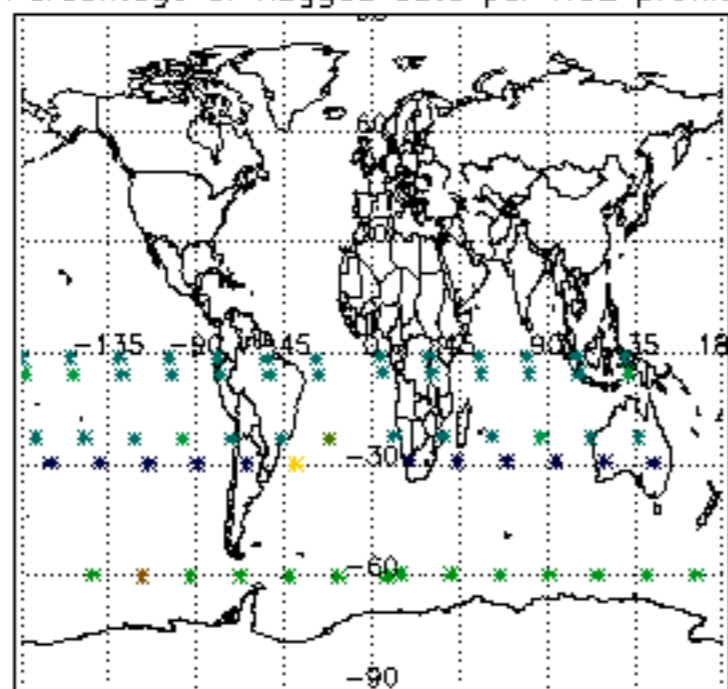
Percentage of flagged data per D3 profile



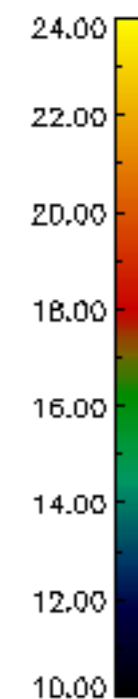
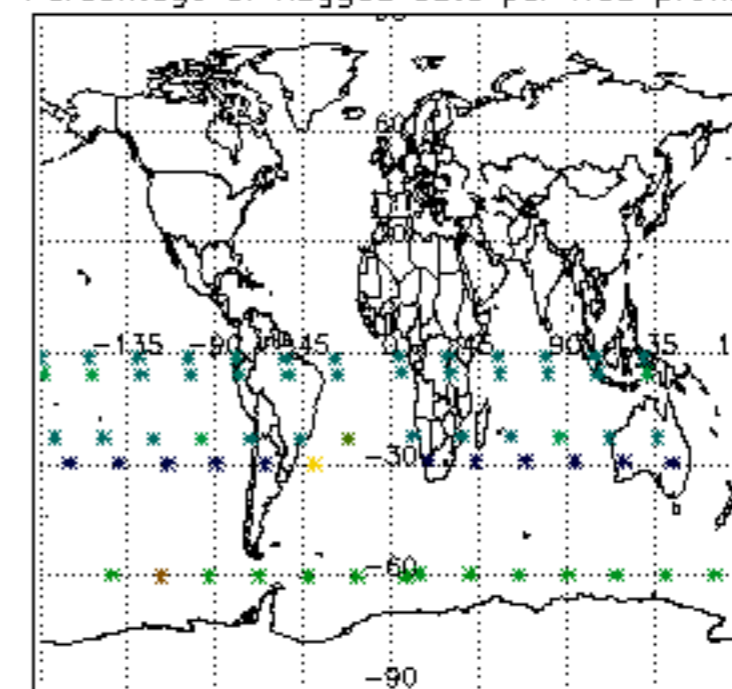
Percentage of flagged data per H2O profile

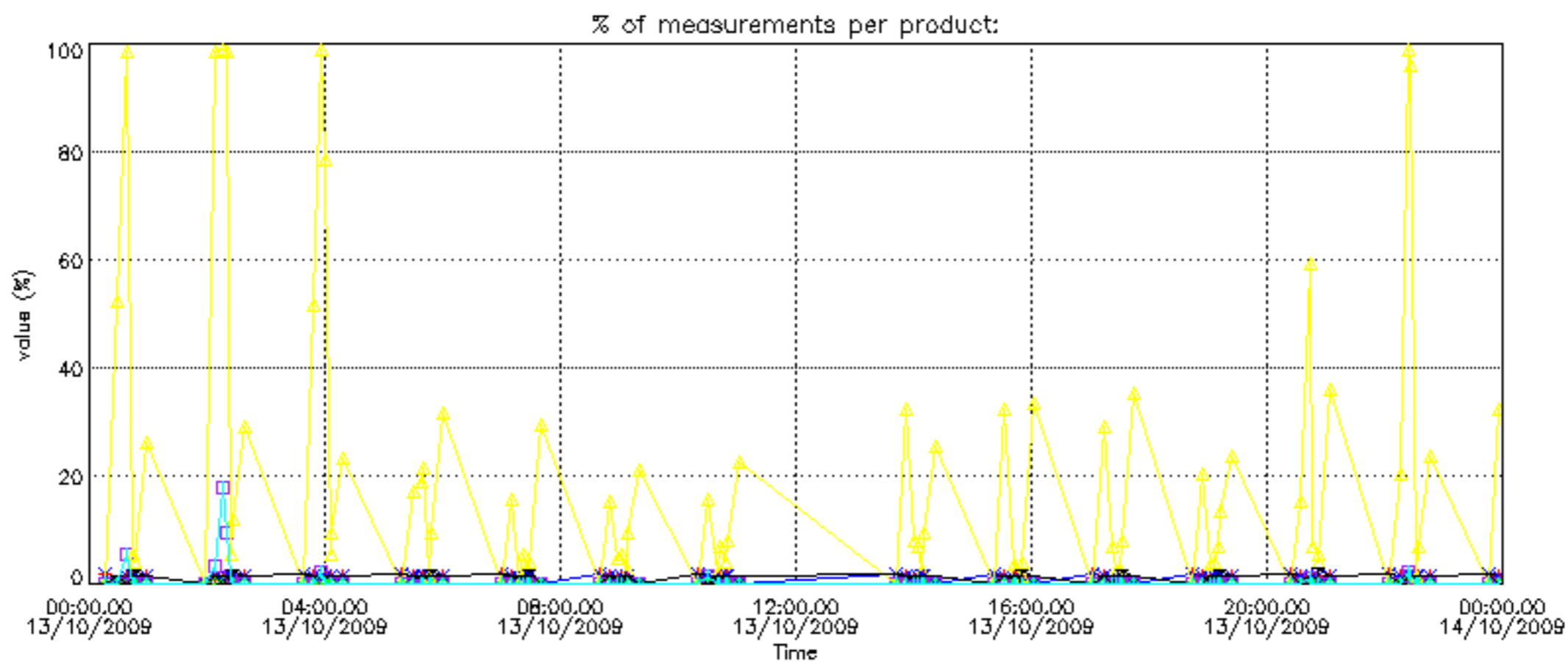


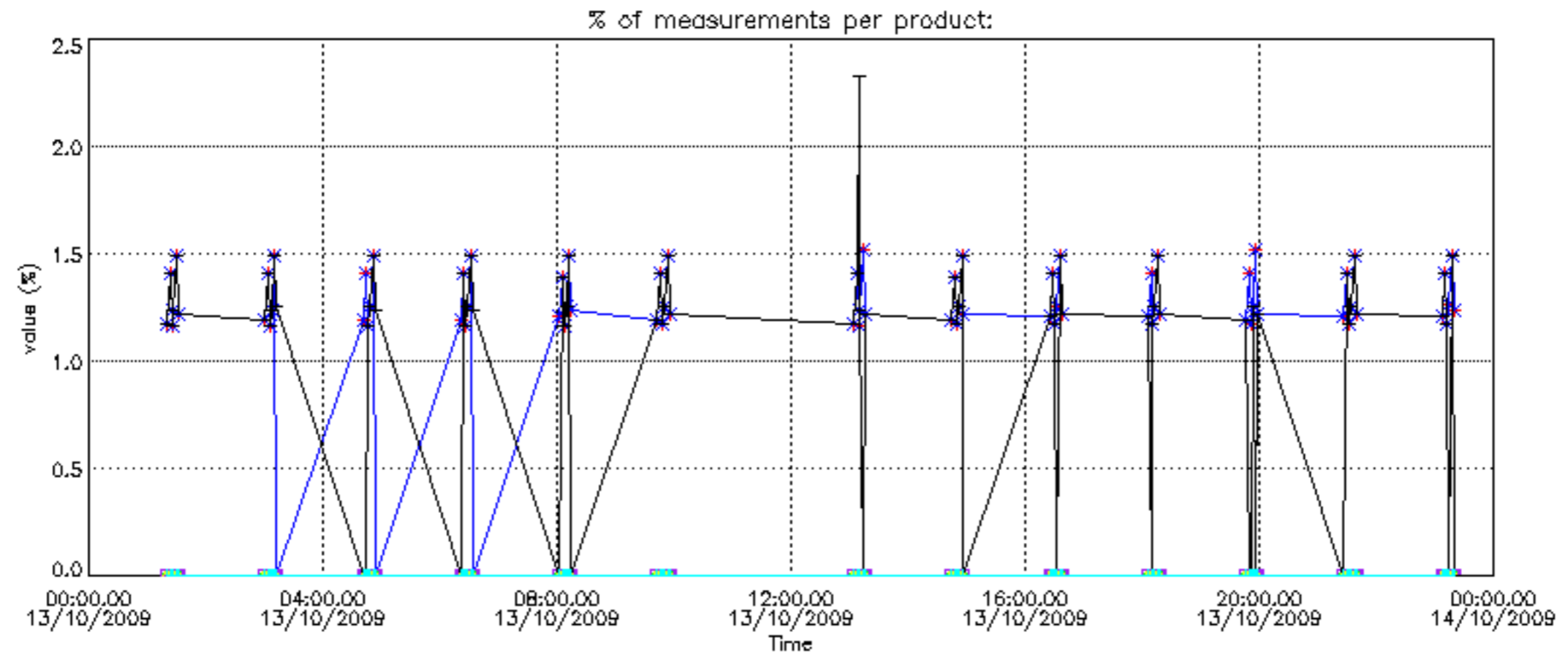
Percentage of flagged data per NO2 profile



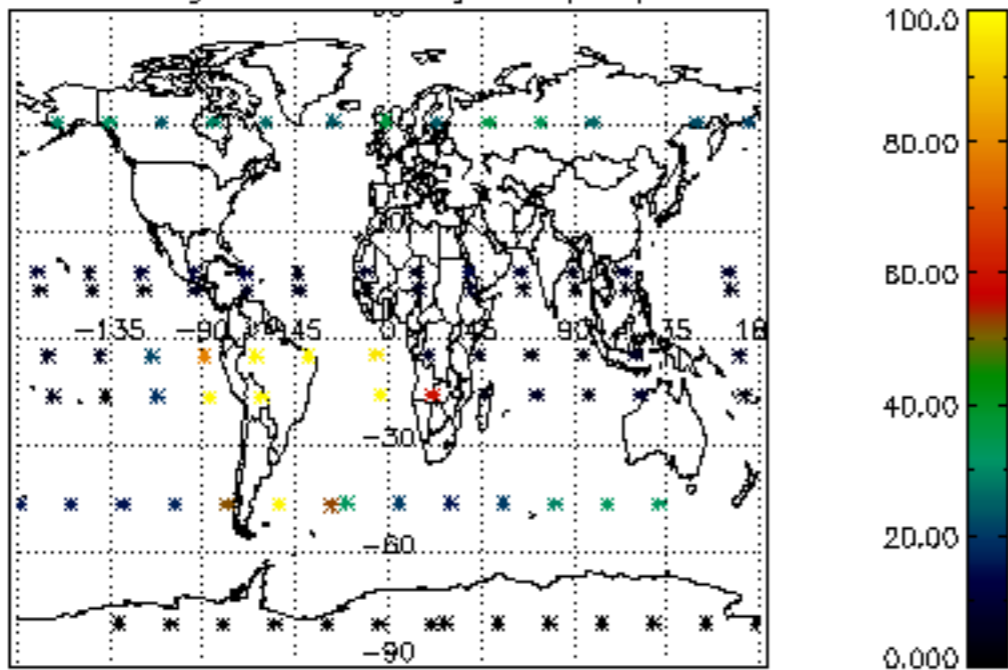
Percentage of flagged data per NO3 profile



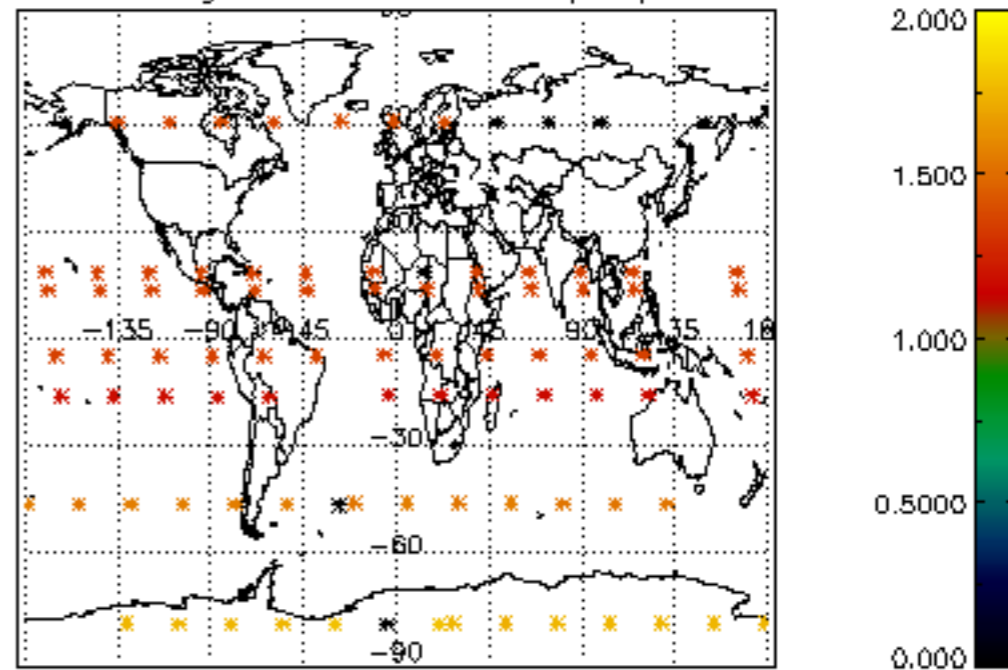




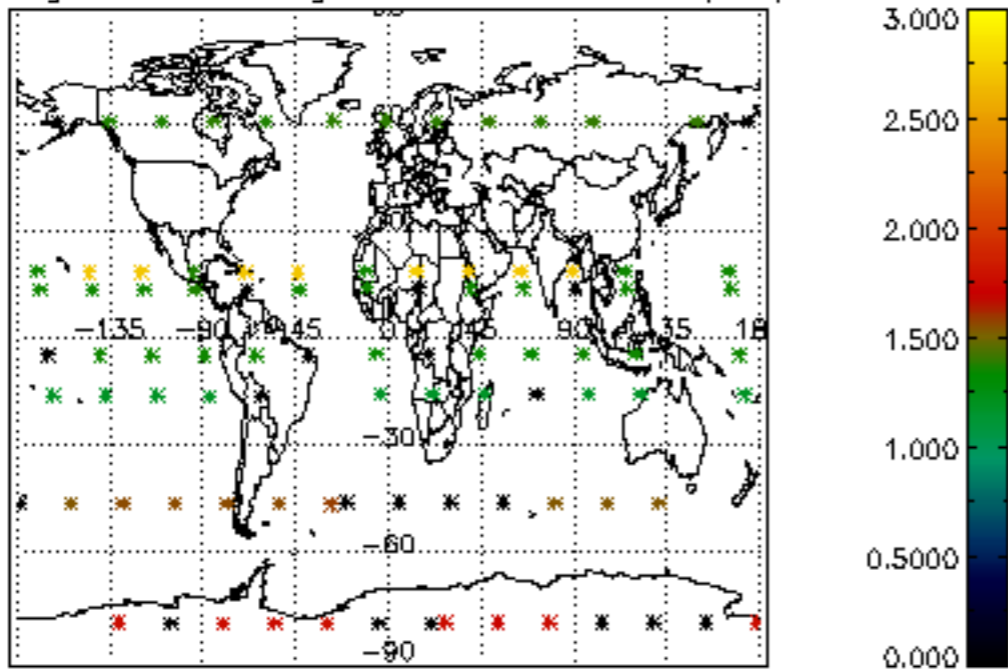
Percentage of cosmic ray hits per profile



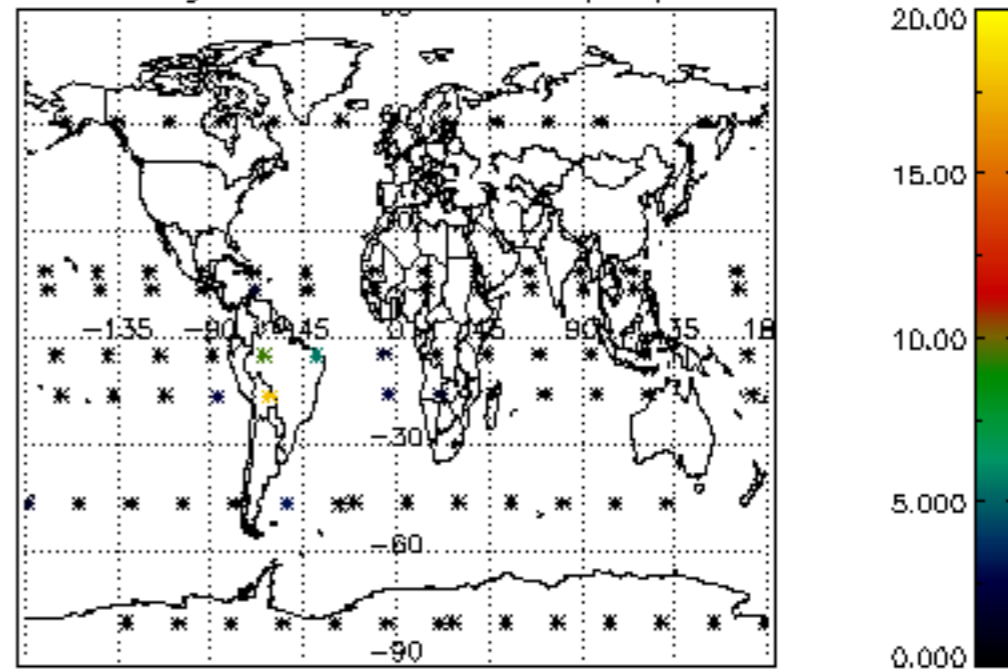
Percentage of datation errors per profile



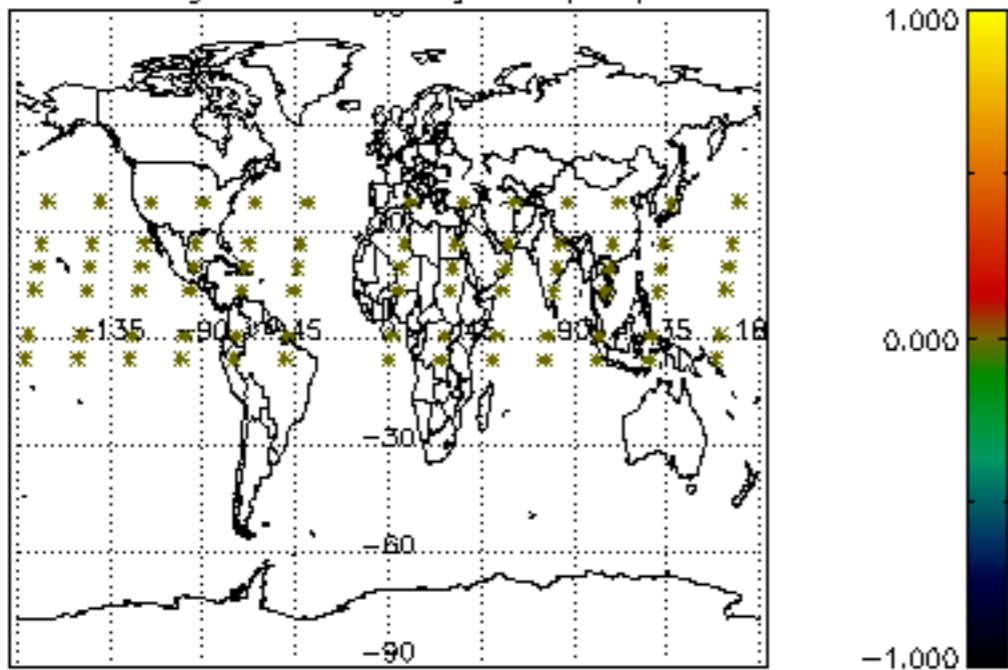
Percentage of star falling outside central band per profile



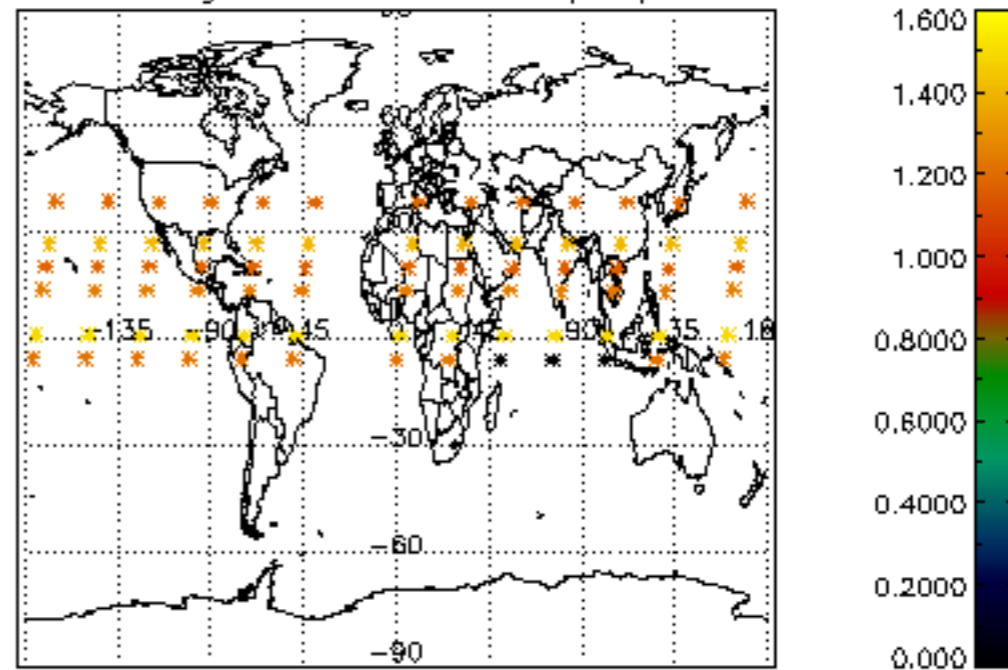
Percentage of saturation errors per profile



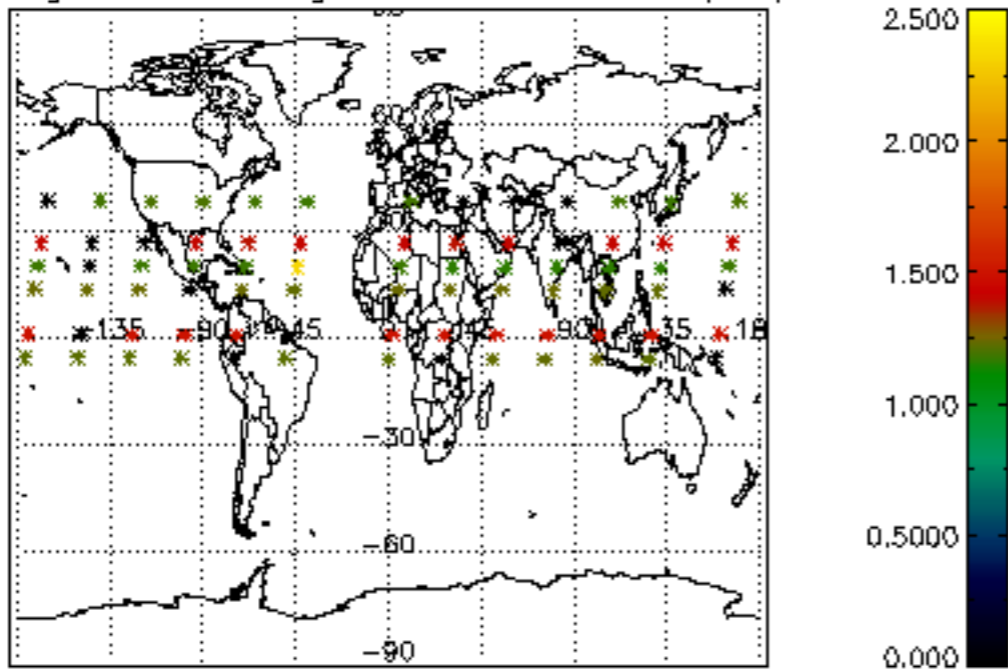
Percentage of cosmic ray hits per profile



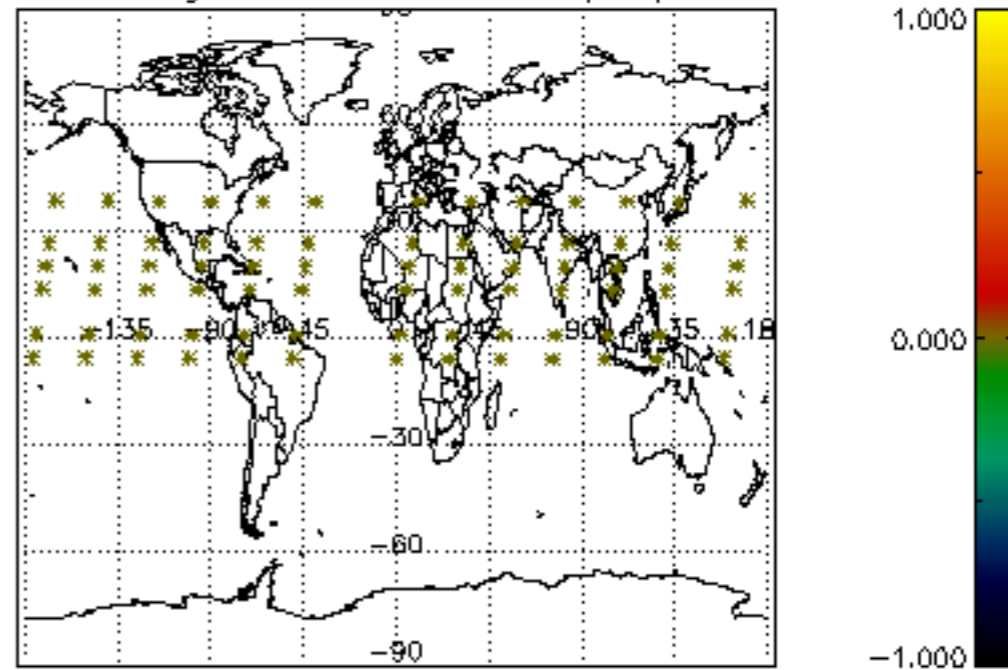
Percentage of datation errors per profile

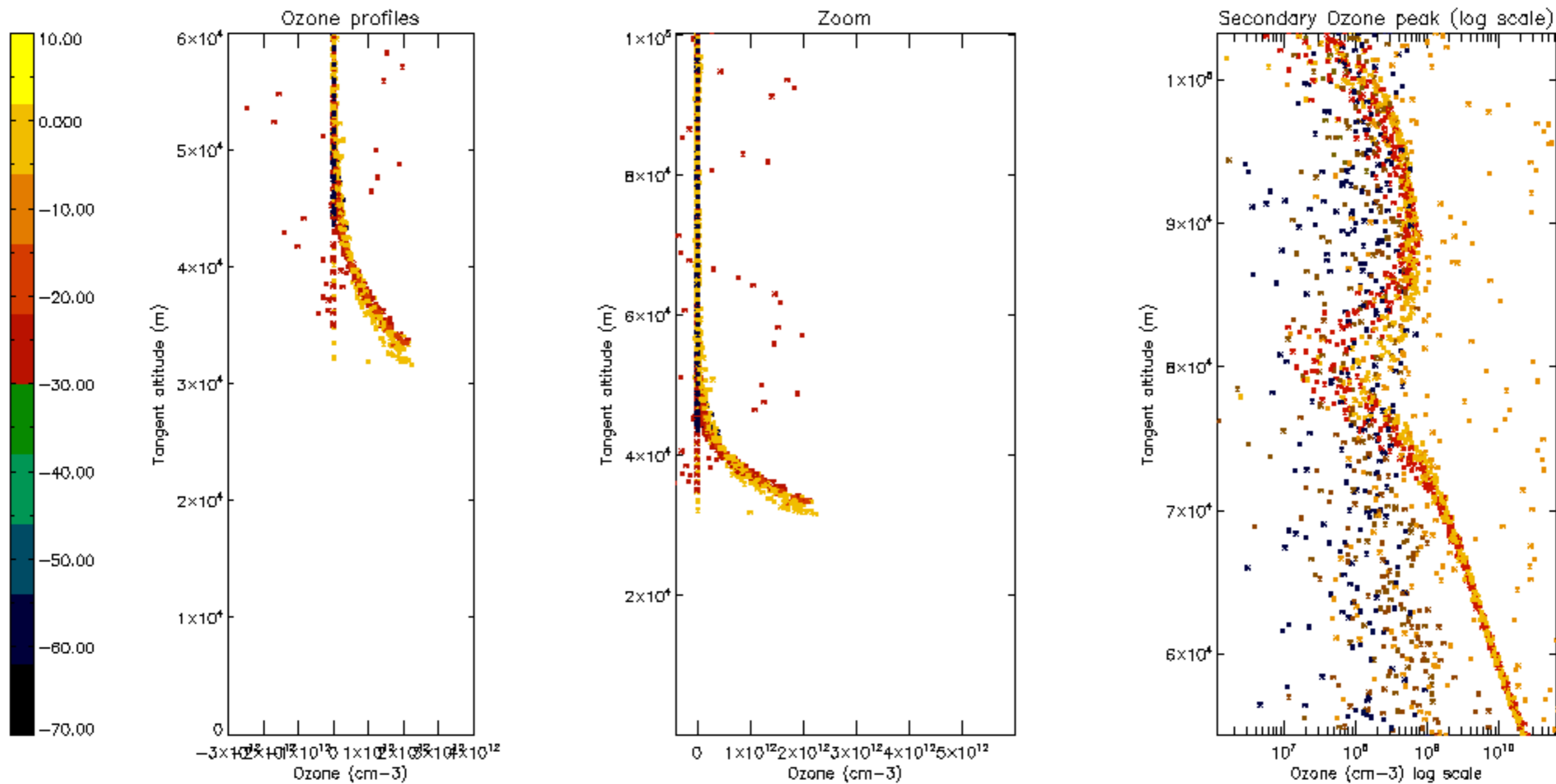


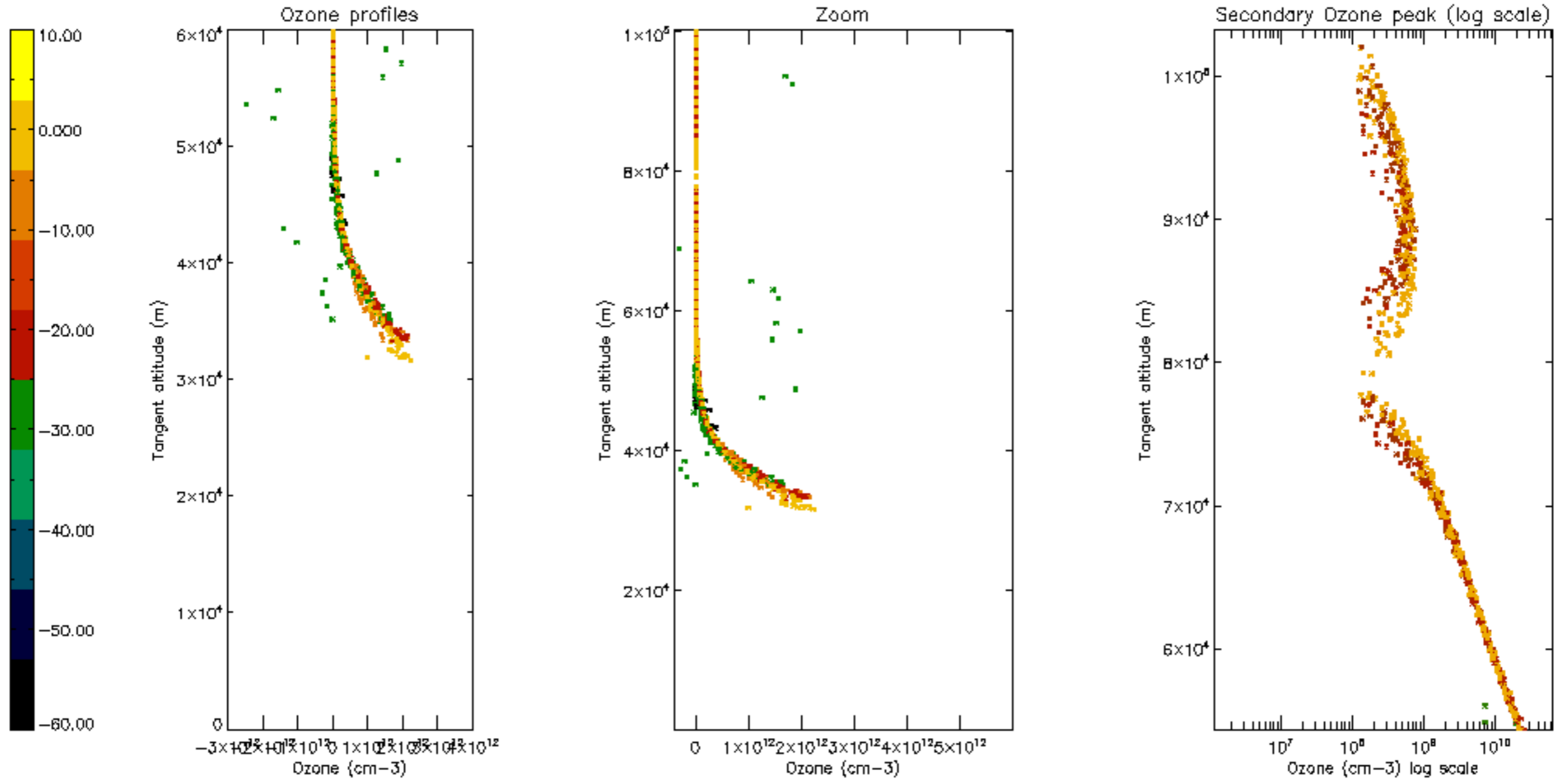
Percentage of star falling outside central band per profile

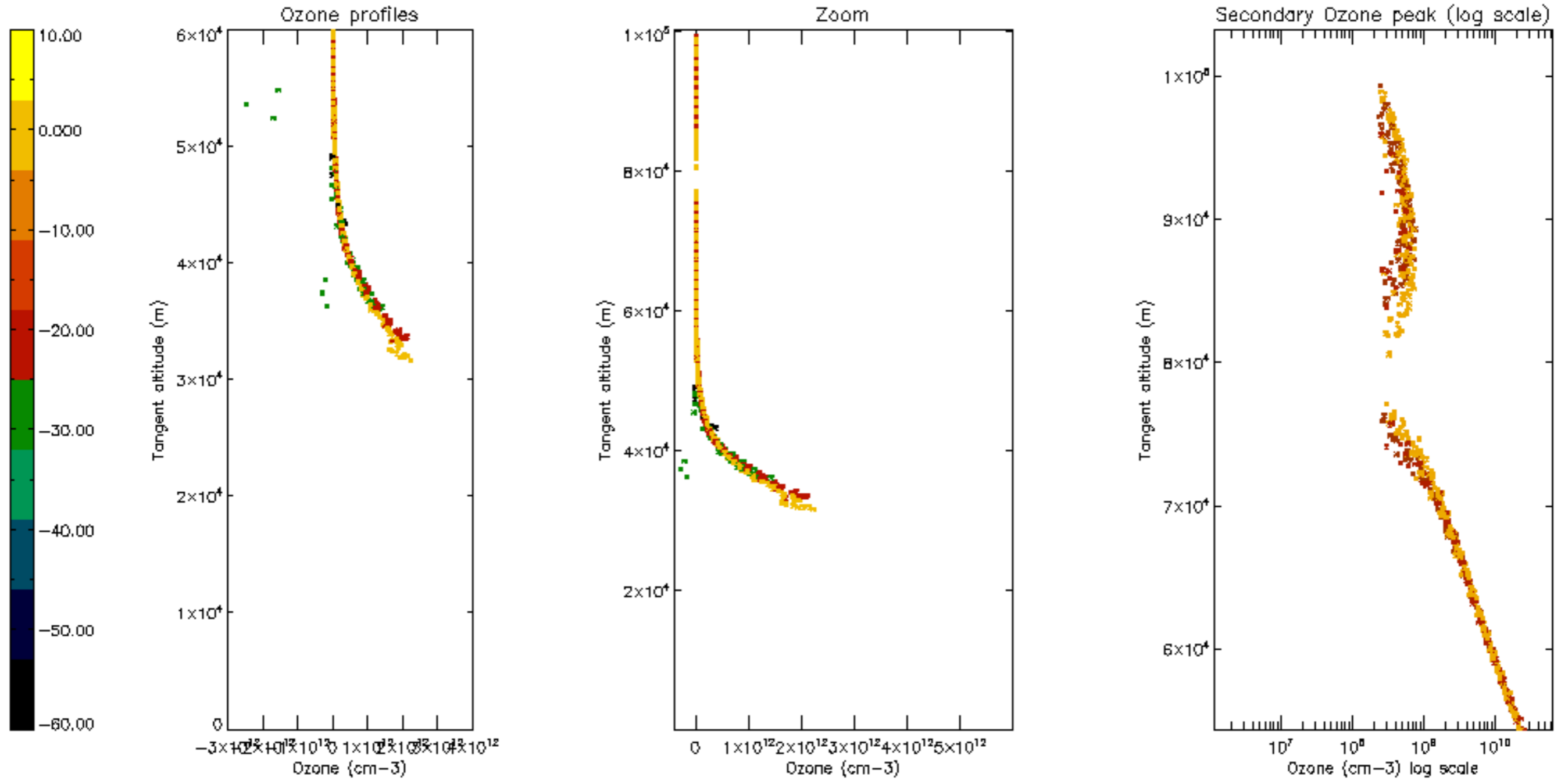


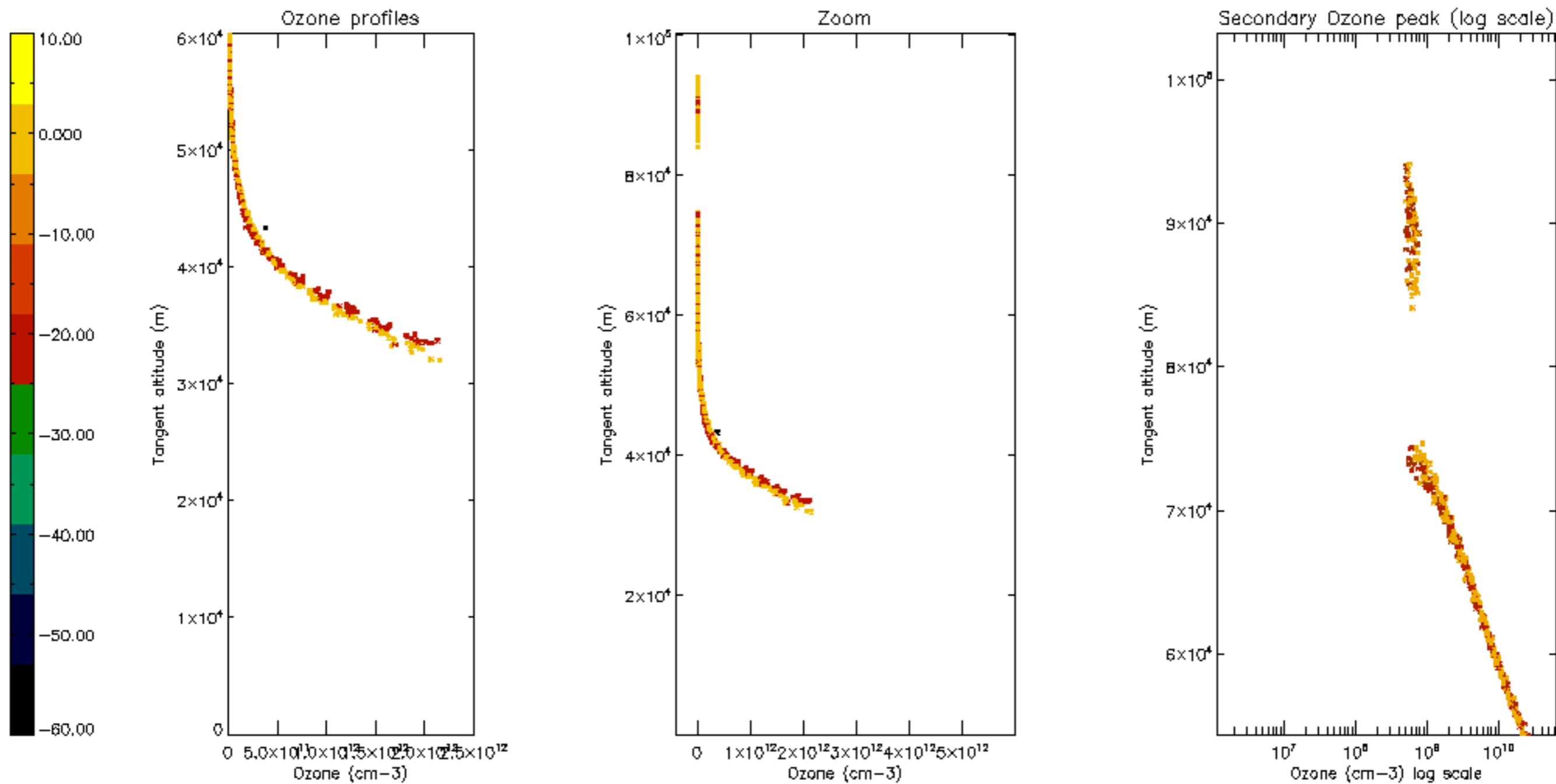
Percentage of saturation errors per profile

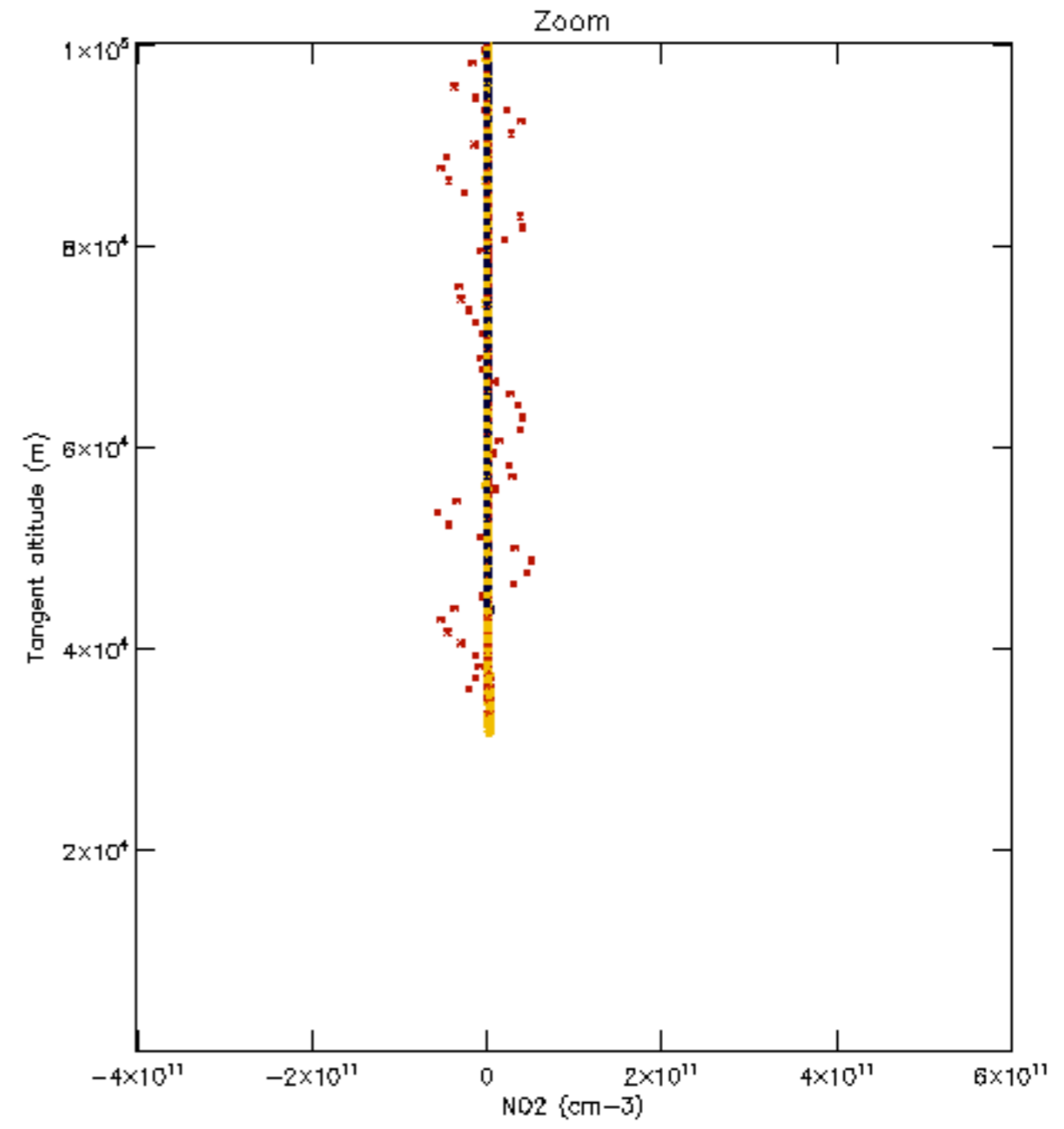
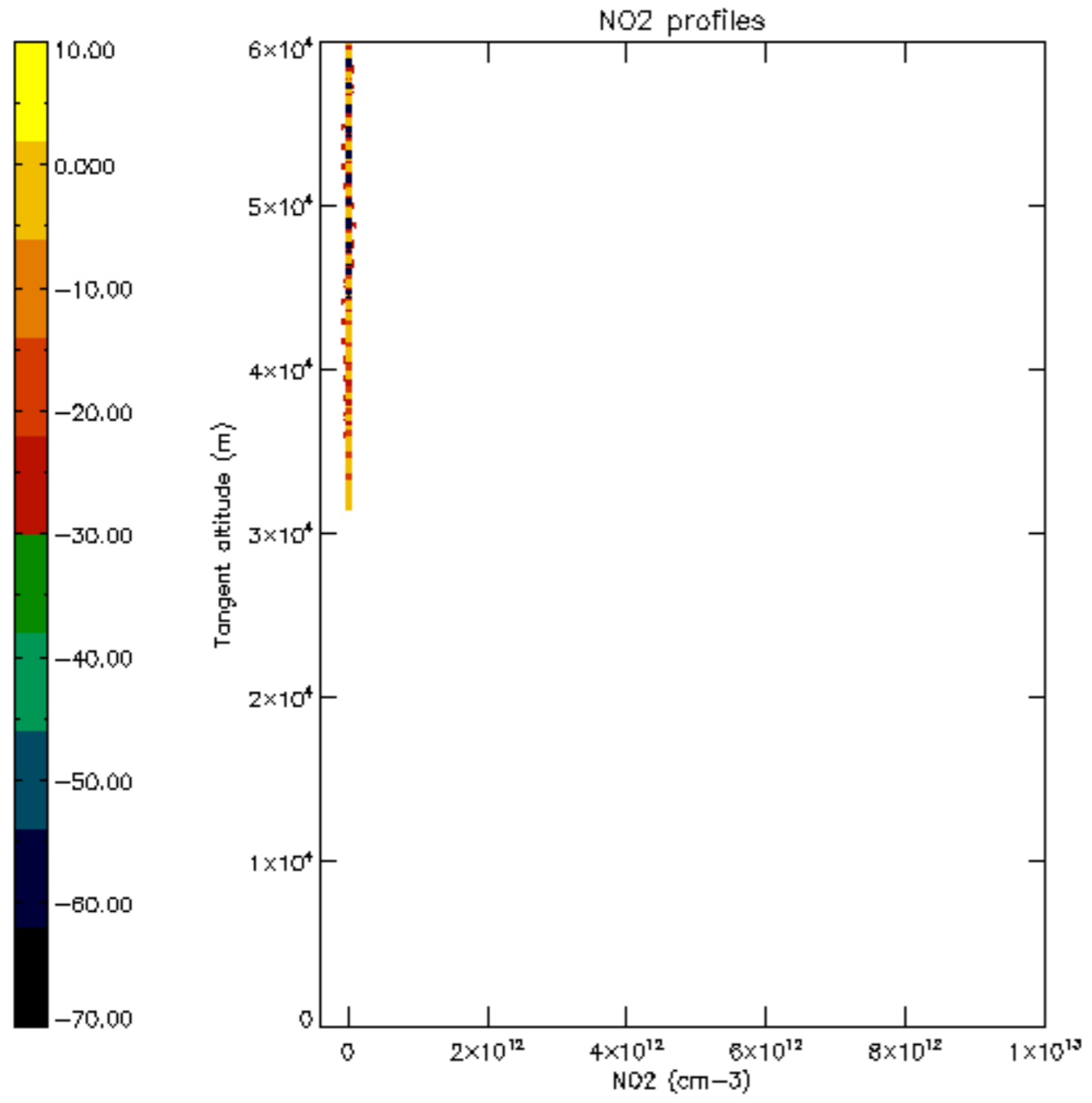


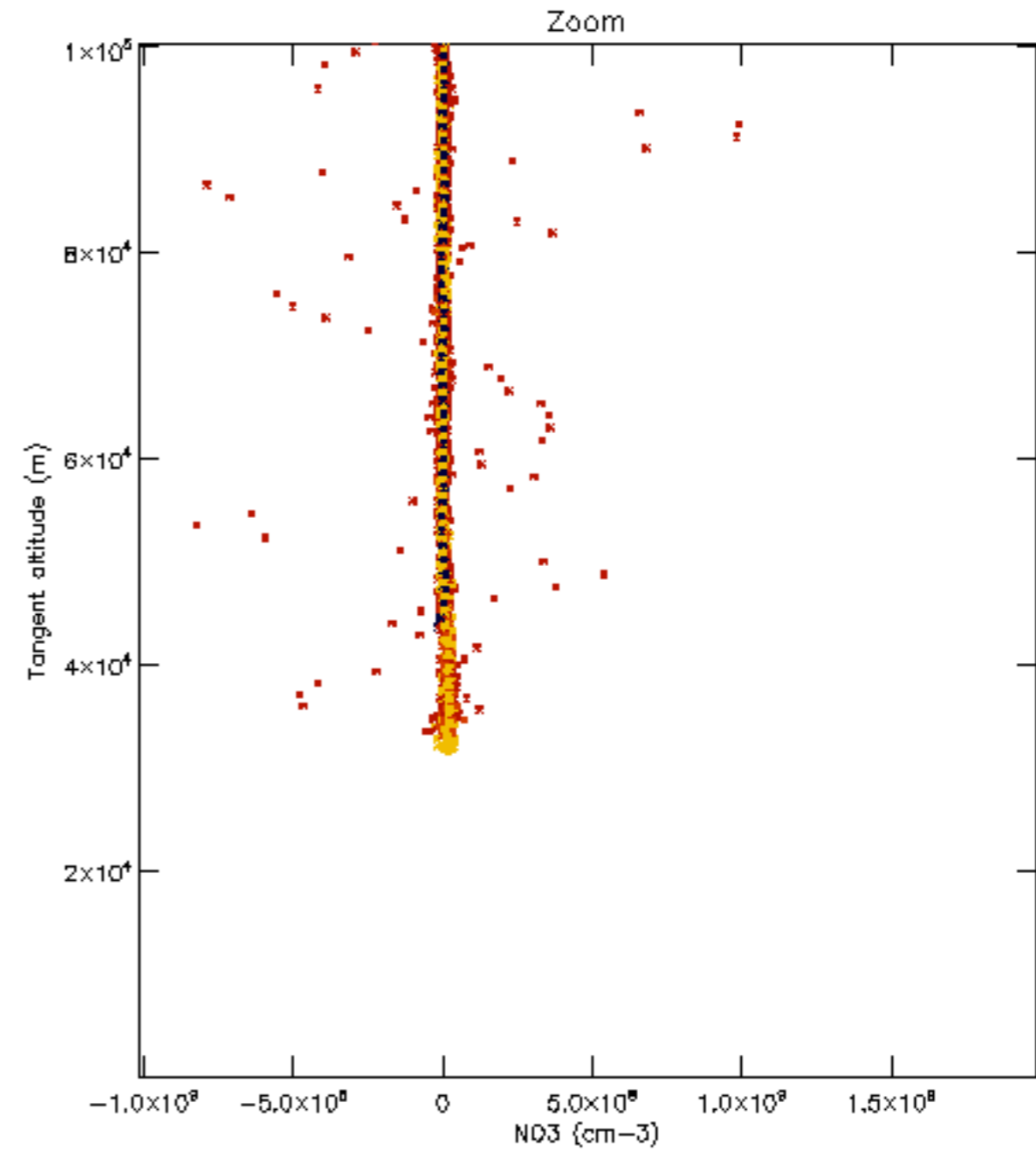
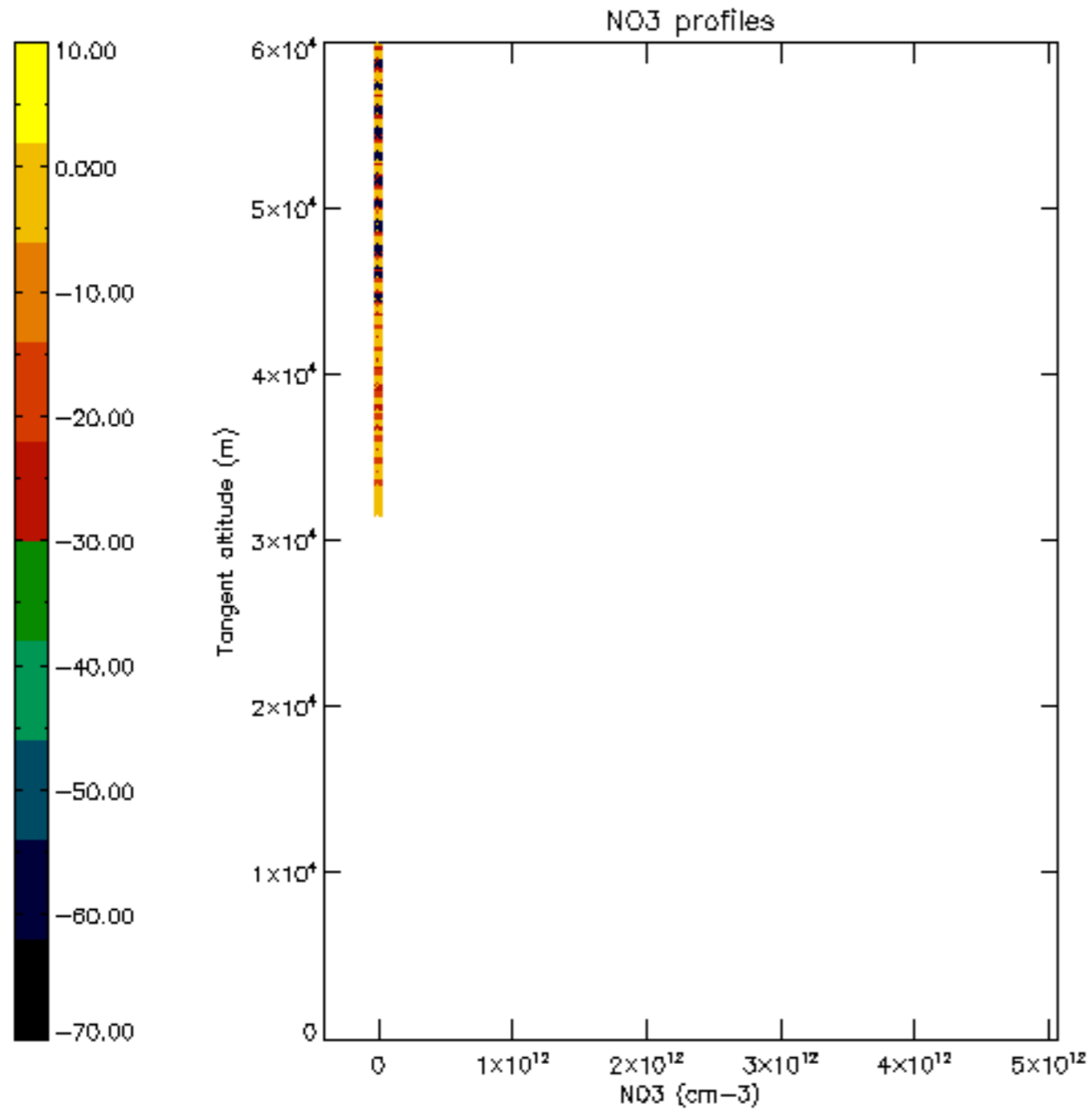


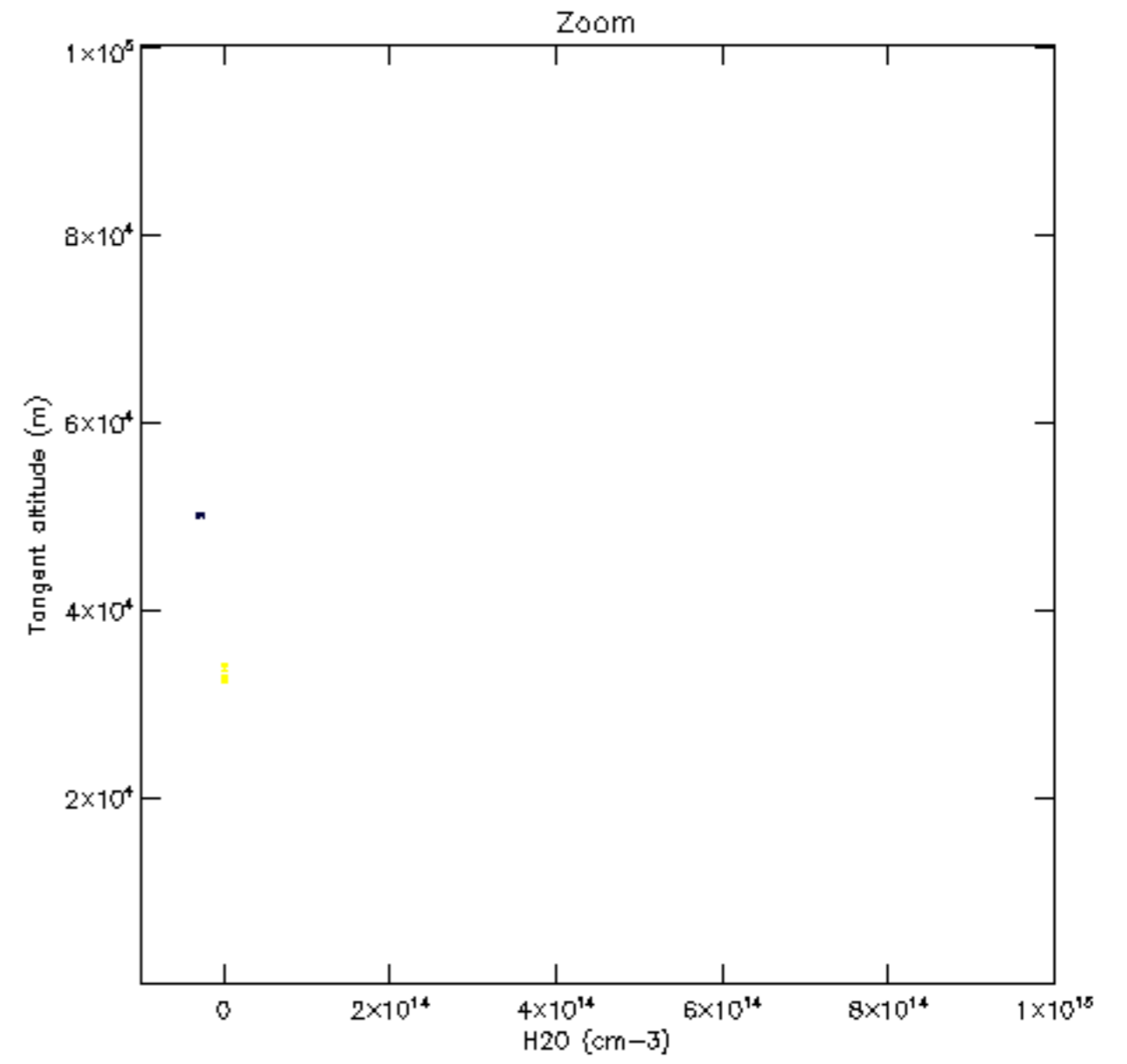
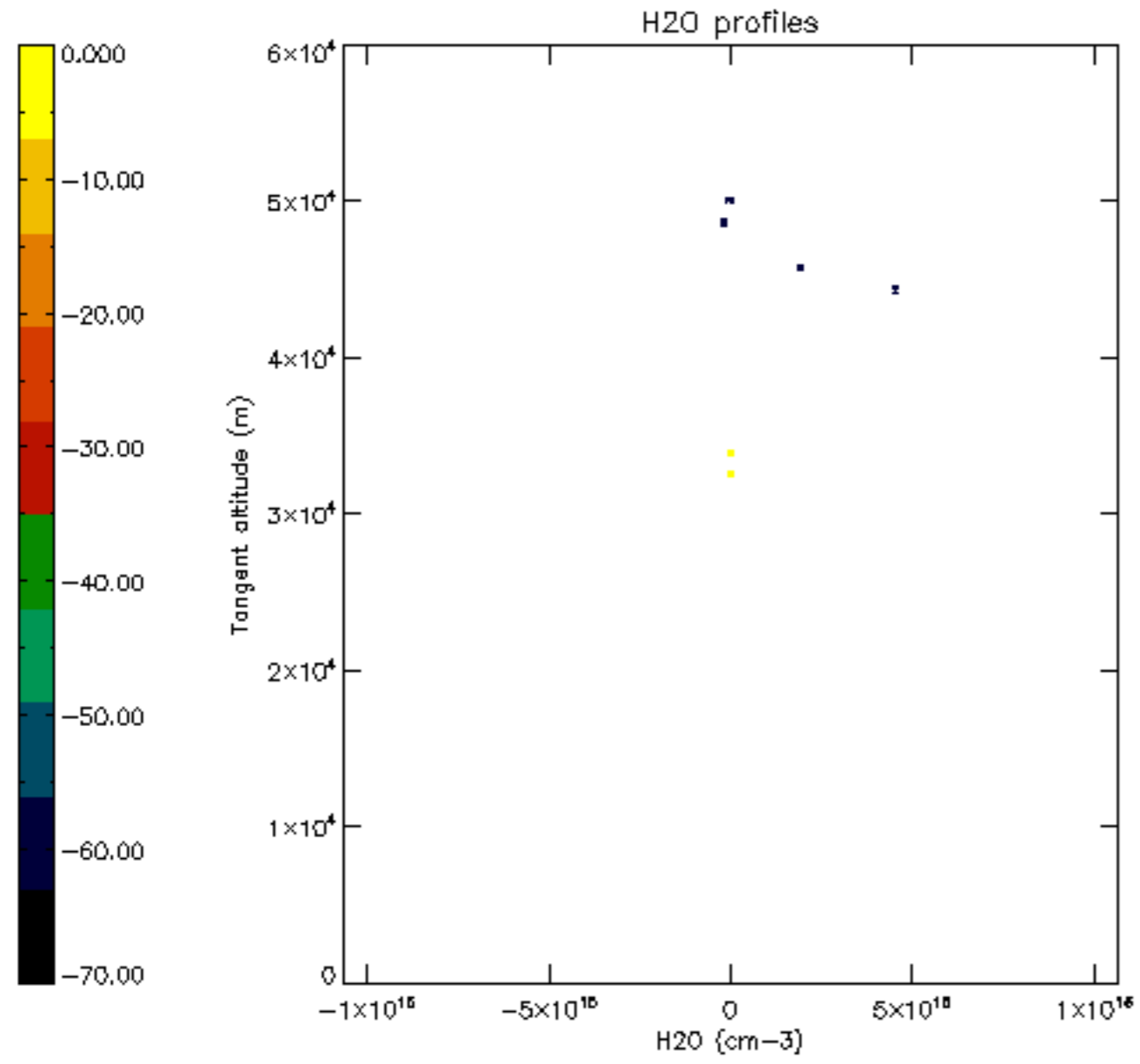


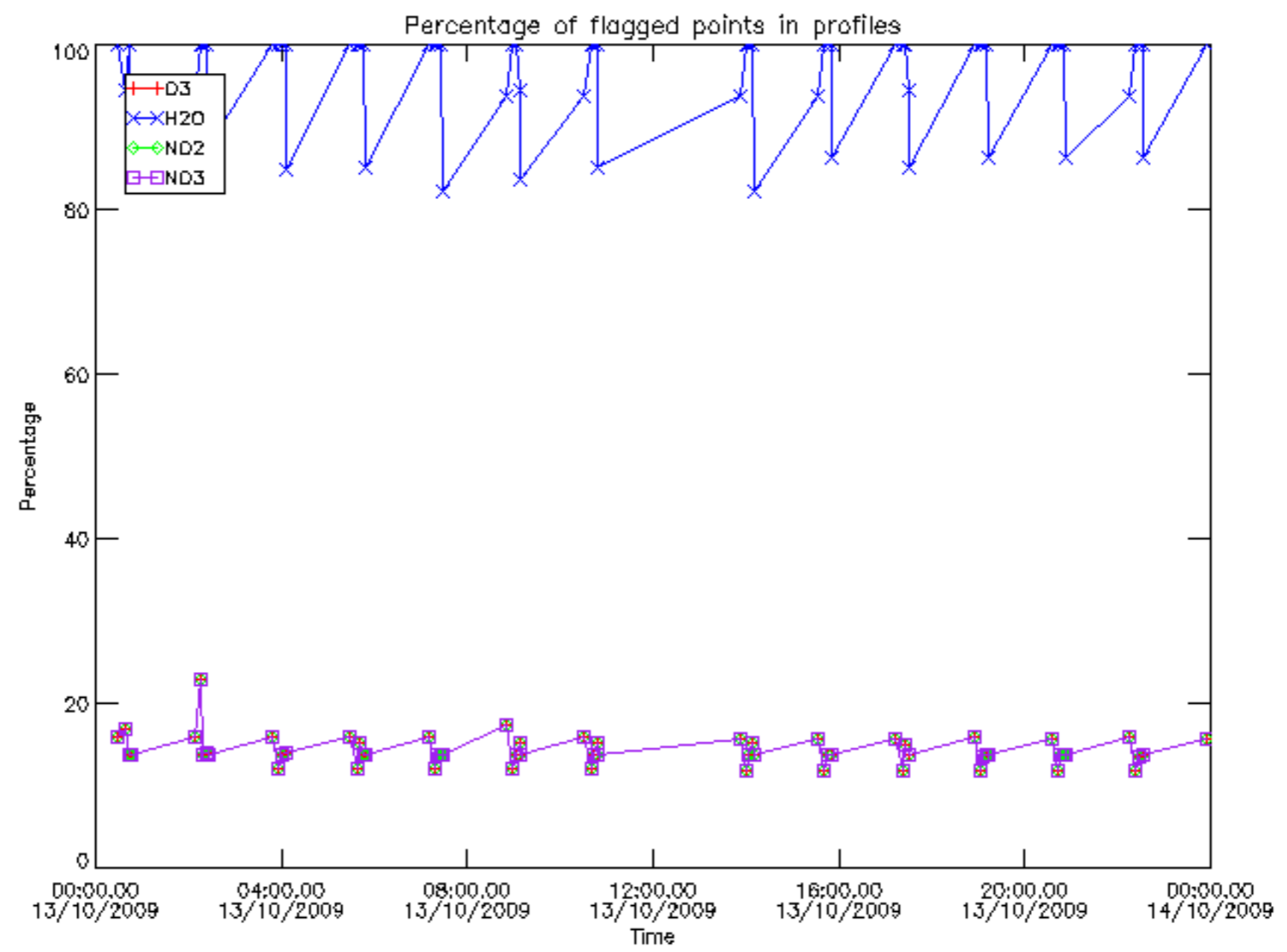




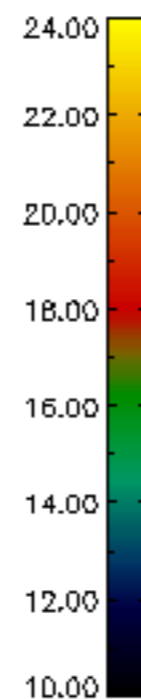
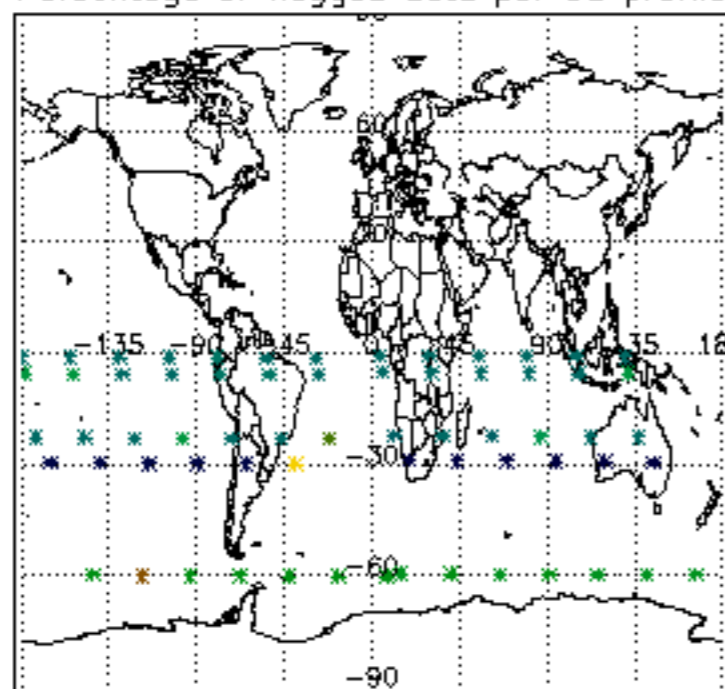




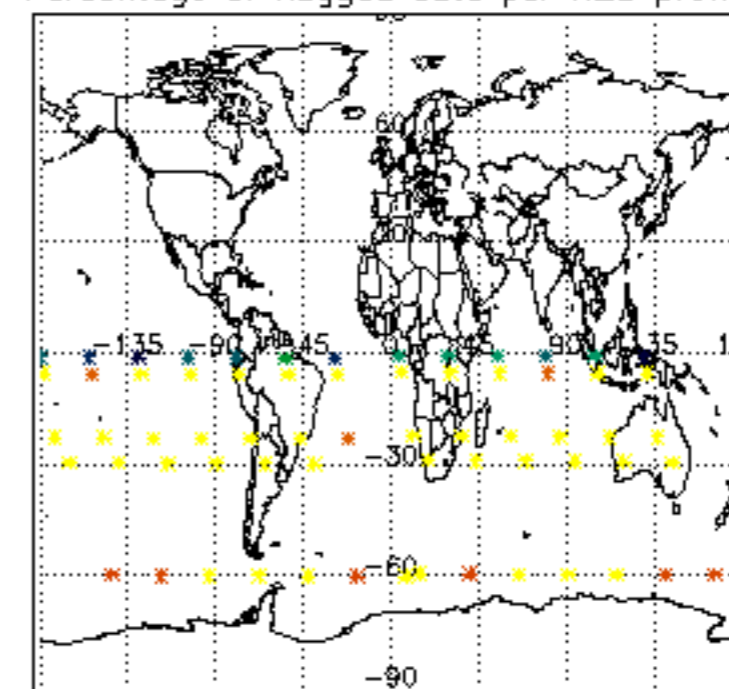




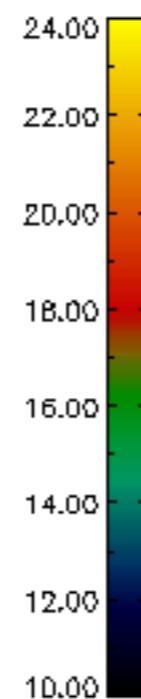
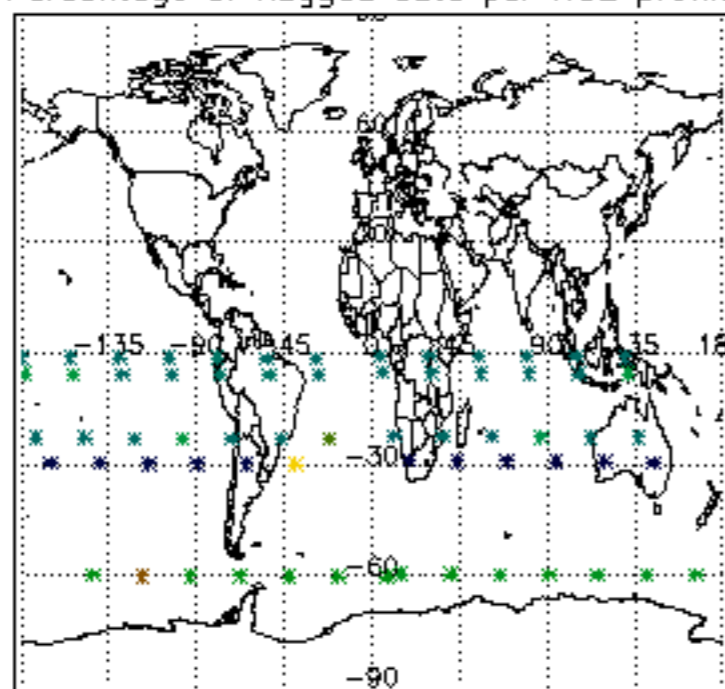
Percentage of flagged data per D3 profile



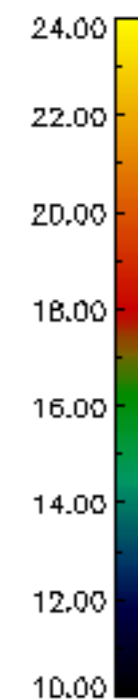
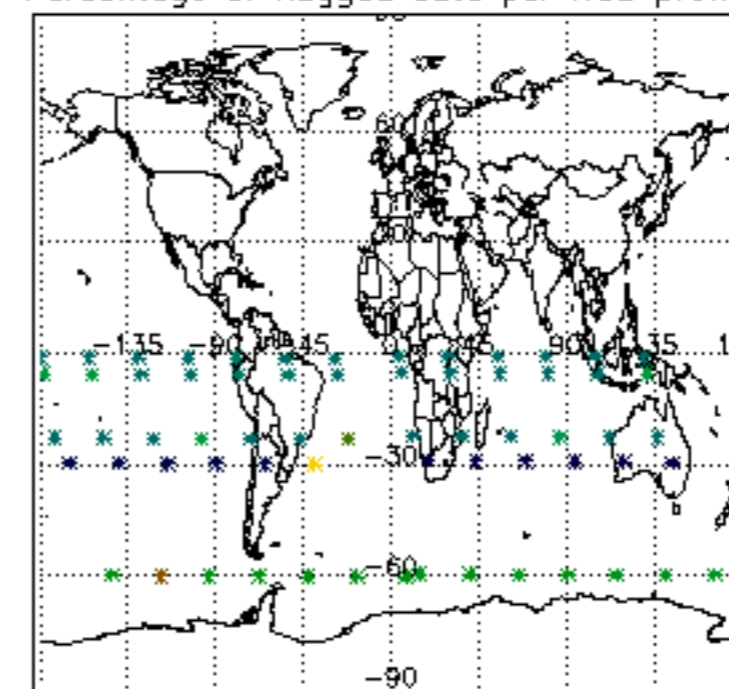
Percentage of flagged data per H2O profile

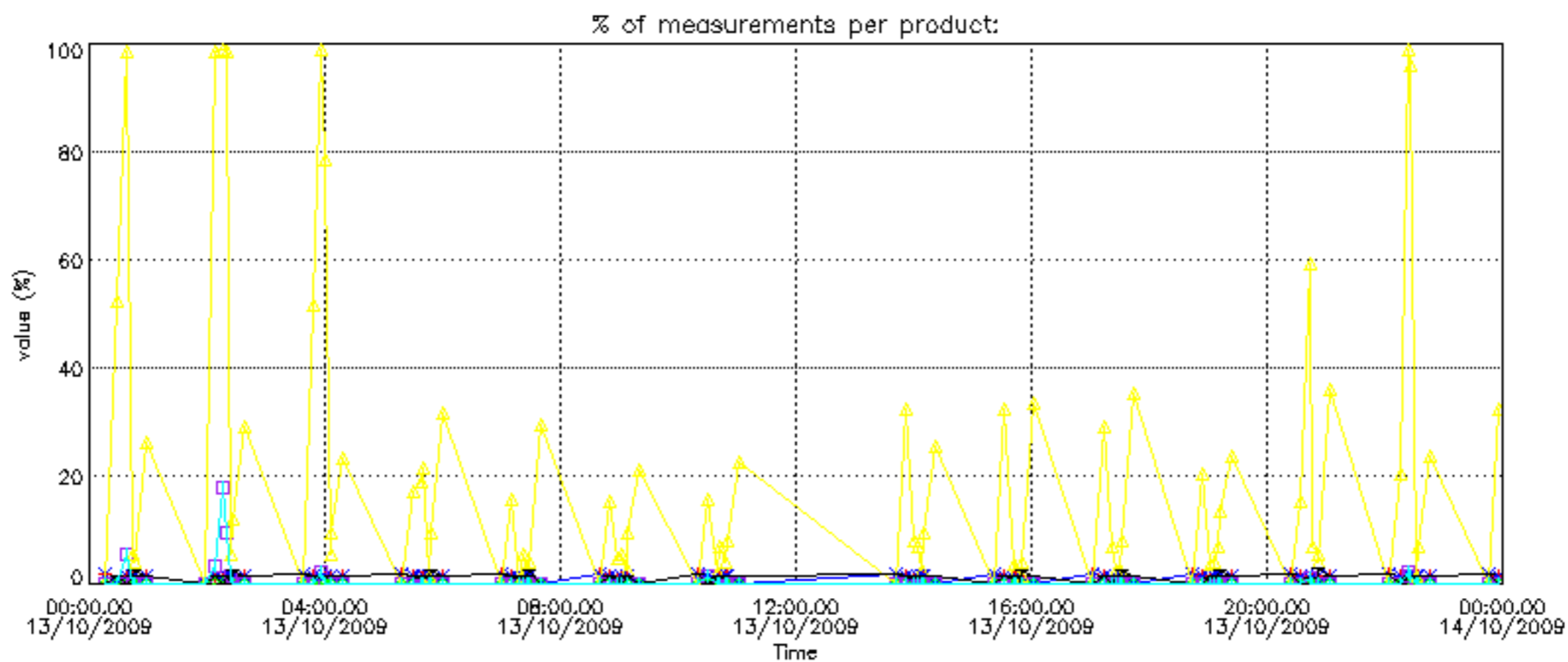


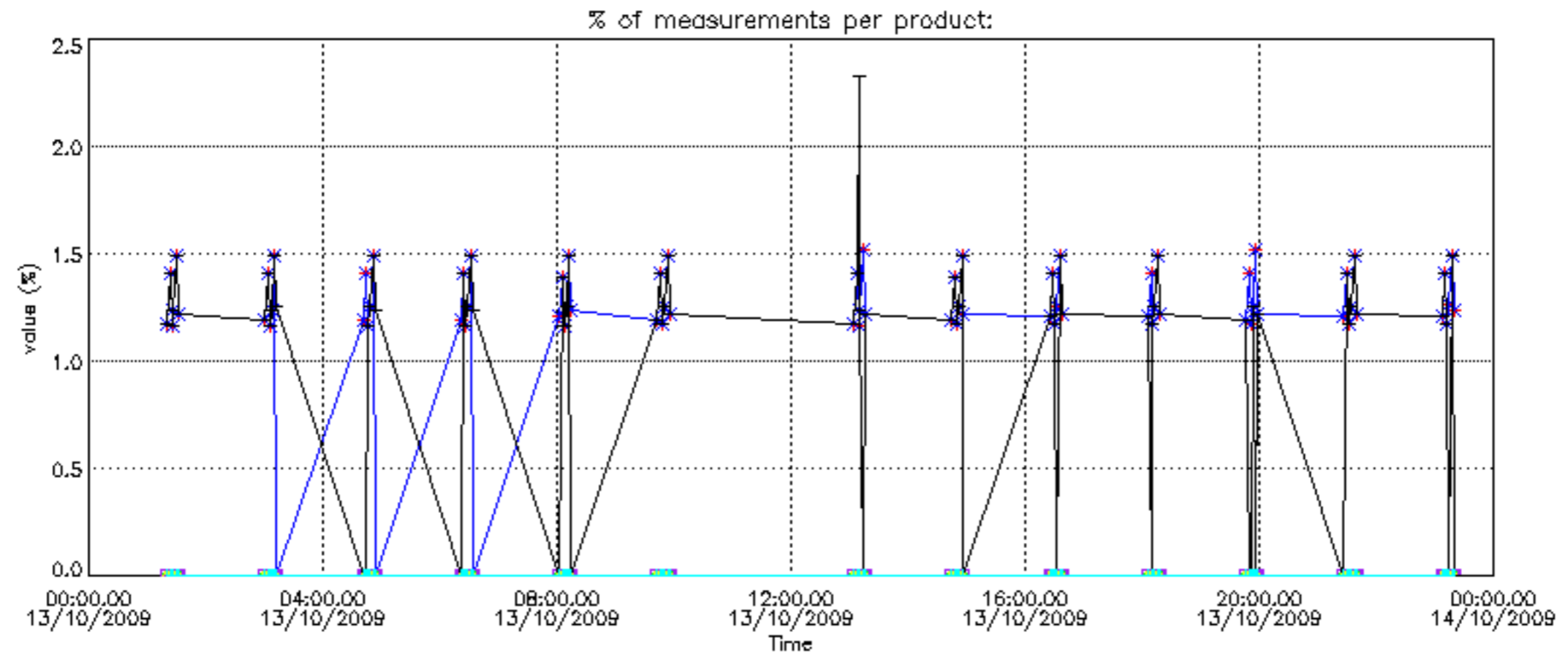
Percentage of flagged data per NO2 profile



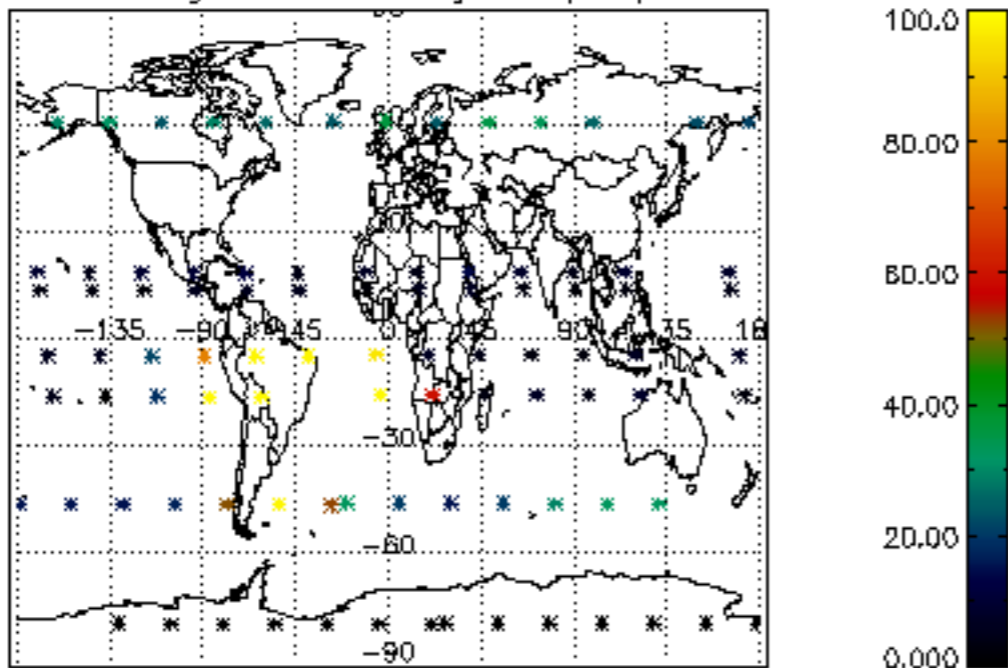
Percentage of flagged data per NO3 profile



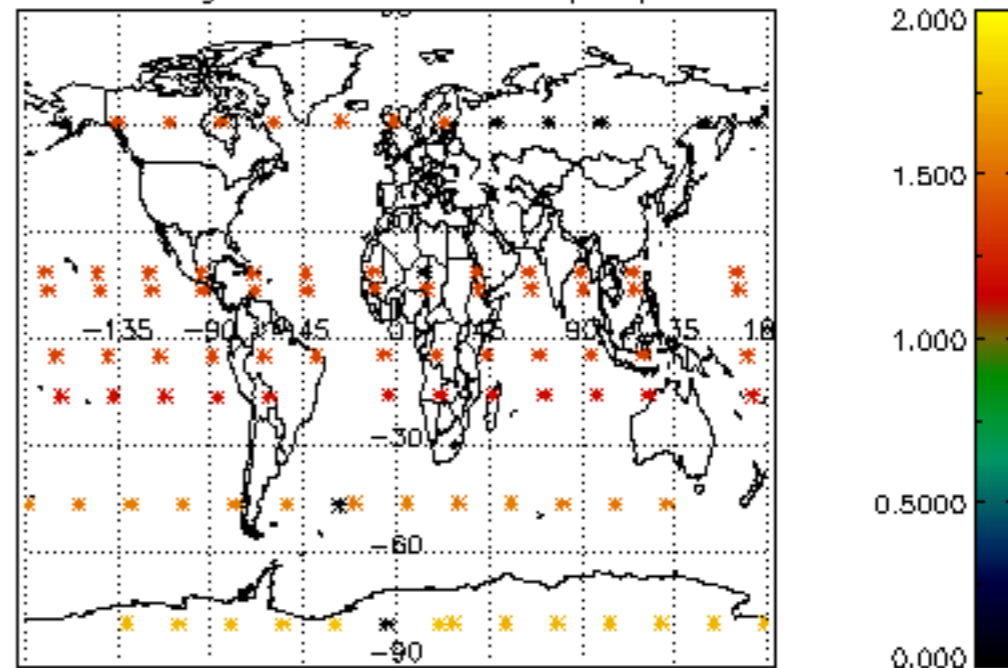




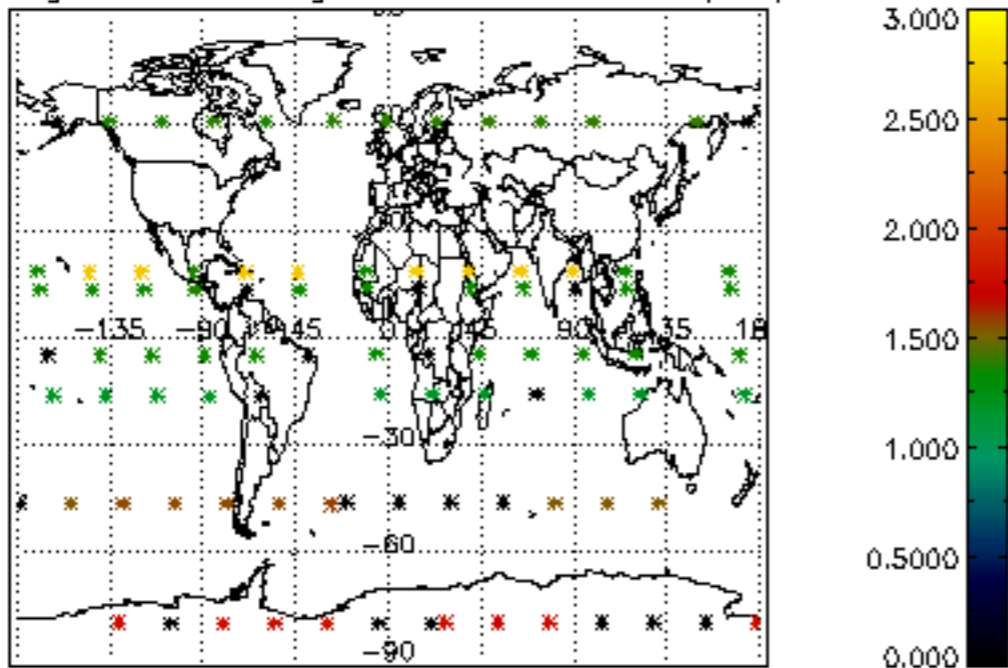
Percentage of cosmic ray hits per profile



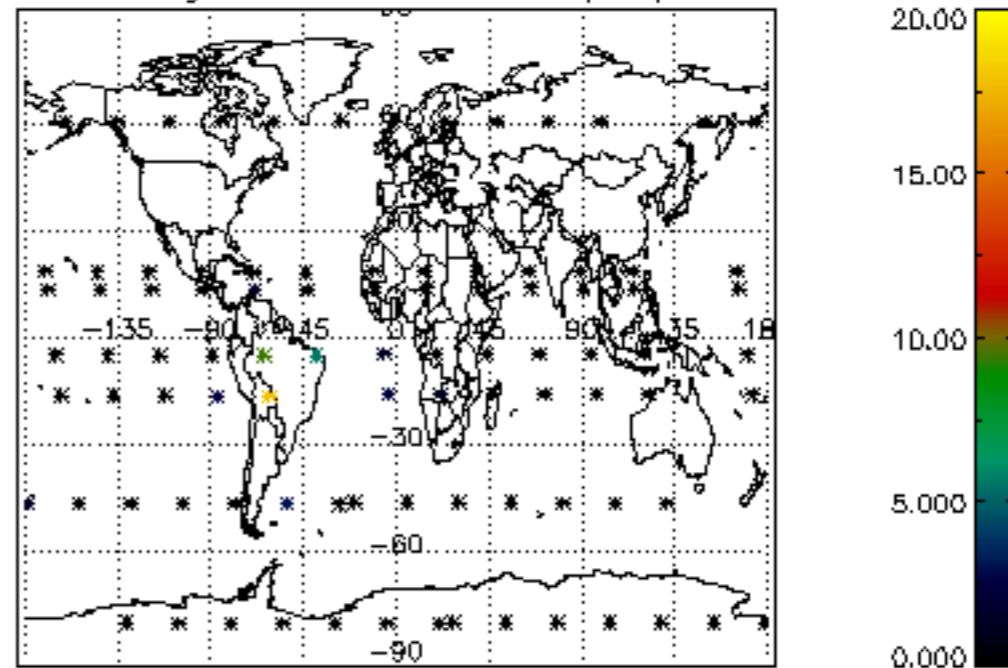
Percentage of datation errors per profile



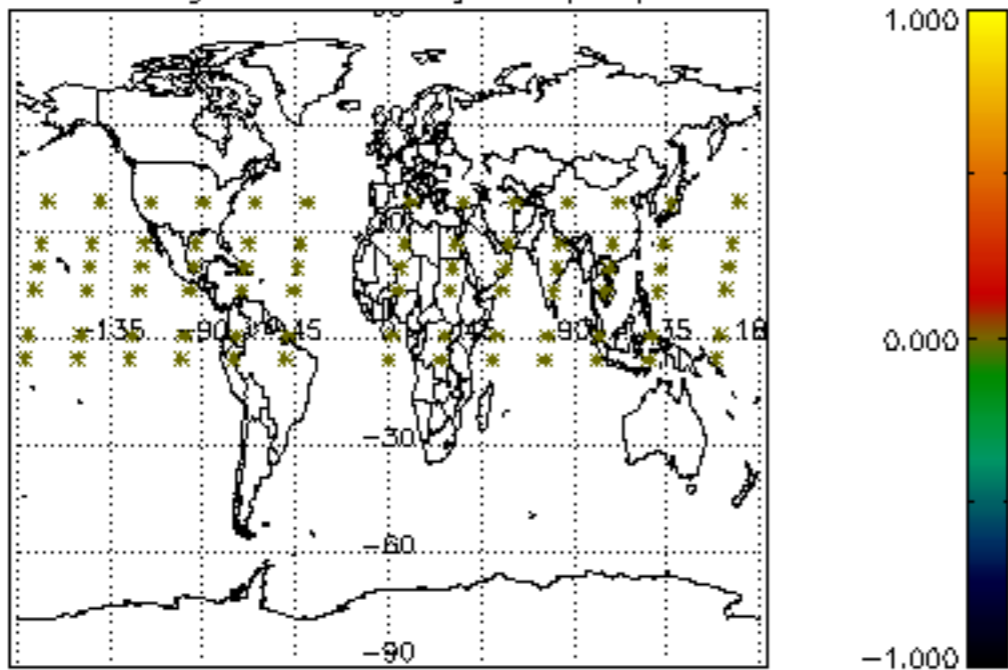
Percentage of star falling outside central band per profile



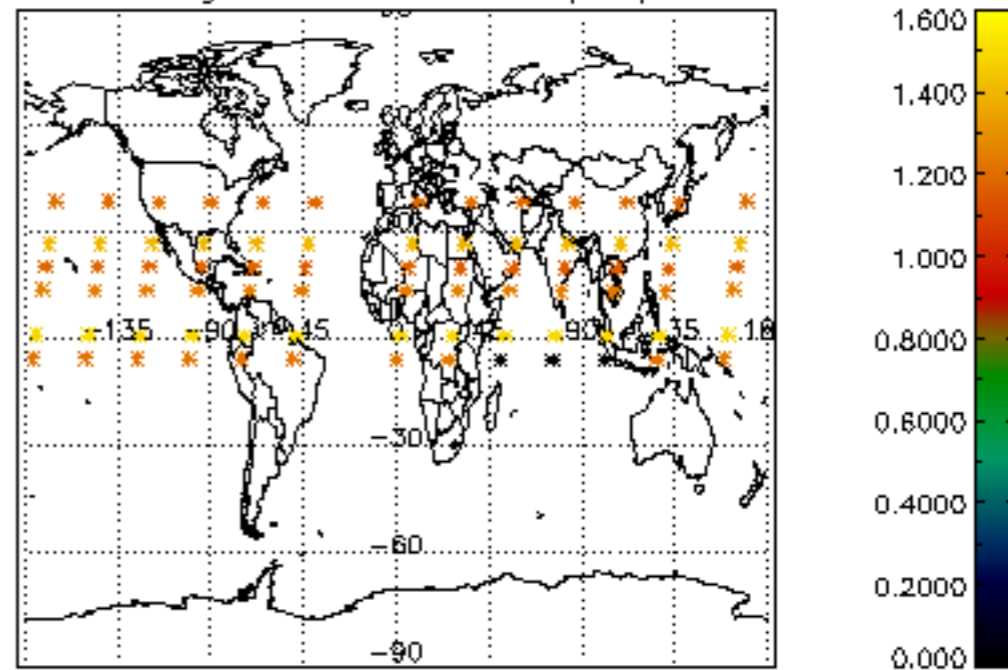
Percentage of saturation errors per profile



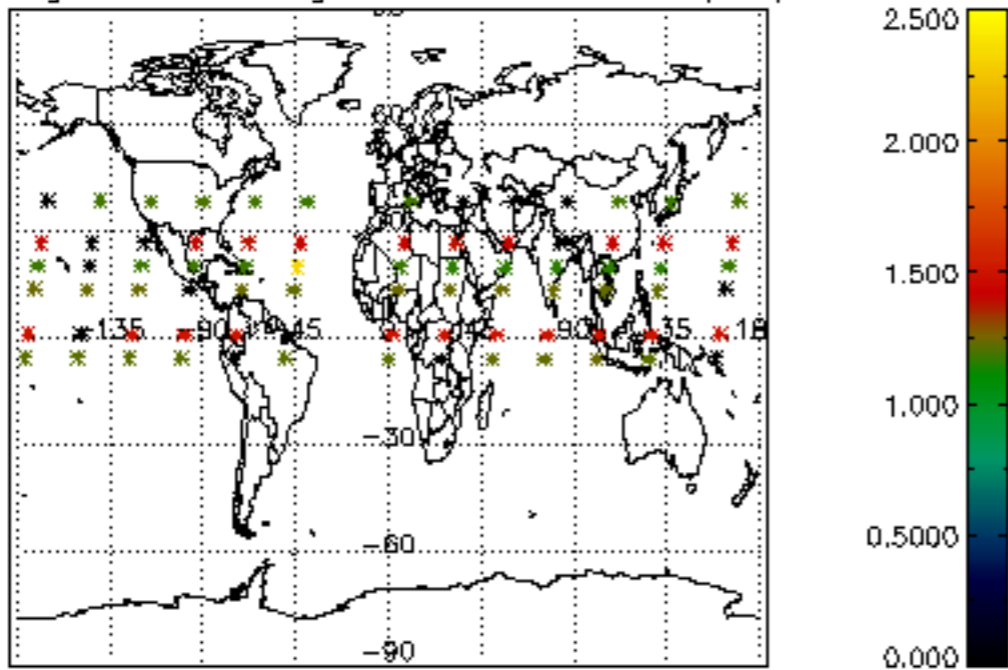
Percentage of cosmic ray hits per profile



Percentage of datation errors per profile



Percentage of star falling outside central band per profile



Percentage of saturation errors per profile

