

# GOMOS Level 2 Daily Report

## SUMMARY

### [1. General Info](#)

### [2. Summary of processed GOM\\_NL\\_2P products](#)

### [3. Level 2 Quality information per product](#)

#### [3.1 Plot of level 2 quality information per product \(time dependant\)](#)

#### [3.2 Plot of level 2 quality information per product \(world map\)](#)

### [4. Level 1 Quality information per product \(stored on level 2 products\)](#)

#### [4.1 Plot of level 1 quality information per product \(time dependant\)](#)

##### [4.1.1 Plot of level 1 quality information per product \(time dependant\): ASCENDING](#)

##### [4.1.2 Plot of level 1 quality information per product \(time dependant\): DESCENDING](#)

#### [4.2 Plot of level 1 quality information per product \(world map\)](#)

##### [4.2.1 Plot of level 1 quality information per product \(world map\): ASCENDING](#)

##### [4.2.2 Plot of level 1 quality information per product \(world map\): DESCENDING](#)

### [5. Ozone profiles based on quality statistics and other trace gas profiles](#)

#### [5.1 Ozone statistics based on quality of products](#)

#### [5.2 Plot ozone profiles for all STD \(dark without errors\)](#)

#### [5.3 Plot ozone profiles where STD < 20% \(dark without errors\)](#)

#### [5.4. Plot ozone profiles where STD < 10% \(dark without errors\)](#)

#### [5.5. Plot ozone profiles where STD < 5% \(dark without errors\)](#)

#### [5.6 Plot NO2 profiles for all STD \(dark without errors\)](#)

#### [5.7 Plot NO3 profiles for all STD \(dark without errors\)](#)

#### [5.8 Plot H2O profiles \(only for occultations of stars 1,2,3,4,13,14,16,26,63 dark without errors\) for all STD](#)

### [6. Auxiliary Data Files used for the production reported in section 2](#)

This report presents the daily analysis on parameters extracted from GOMOS level 2 data (GOM\_NL\_\_2P). It is intended to monitor some important parameters that will impact the quality of these products. A list of level 2 products (and content) that have arrived during the reporting day to the PCF is also given.

Item	Value
Time of report generation	26APR2013 13:13:22
Data source version	GOMOS/6.01
Start time of products	12-10-2009 (12OCT2009 00:00:00)
Stop time of products	13-10-2009 (13OCT2009 00:00:00)
Store outputs in DB	Yes
Nb of level 2 prods	187
Nb of prods with errors	0

## 2. Summary of processed GOM\_NL\_\_2P products.

Nr	Filename	UTC Start time	Limb	Duration	Star Id	Star Name	Star Mag	Star Temp	Nb Meas	Orbit	Prod. error
1	GOM_NL__2PRFIN20091012_001106_000000442083_00188_39821_2458.N1	12-OCT-2009 00:11:06	Bright	43.500	105	6Bet Ari	2.6450	8900.0	87	39821	No
2	GOM_NL__2PRFIN20091012_001417_000000372083_00188_39821_2459.N1	12-OCT-2009 00:14:17	Bright	36.500	53	43Bet And	2.0480	3300.0	73	39821	No
3	GOM_NL__2PRFIN20091012_001618_000000442083_00188_39821_2460.N1	12-OCT-2009 00:16:18	Bright	44.000	173	4Bet Tri	3.0040	8900.0	88	39821	No
4	GOM_NL__2PRFIN20091012_001804_000000412083_00188_39821_2461.N1	12-OCT-2009 00:18:04	Bright	41.000	73	57Gam1And	2.2600	13100.	82	39821	No
5	GOM_NL__2PRFIN20091012_002128_000000342083_00188_39821_2462.N1	12-OCT-2009 00:21:28	Bright	34.000	110	37Del Cas	2.6780	8900.0	68	39821	No
6	GOM_NL__2PRFIN20091012_002329_000000422083_00188_39821_2463.N1	12-OCT-2009 00:23:29	Bright	41.500	160	23Gam Per	2.9300	4700.0	83	39821	No
7	GOM_NL__2PRFIN20091012_004824_000000282083_00188_39821_2464.N1	12-OCT-2009 00:48:24	Tw_i_and_stray	28.000	166	17Eps Leo	2.9800	6000.0	56	39821	No
8	GOM_NL__2PRFIN20091012_005841_000000322083_00188_39821_2465.N1	12-OCT-2009 00:58:41	Dark	32.000	48	30Alp Hya	1.9770	4100.0	64	39821	No
9	GOM_NL__2PRFIN20091012_010704_000000422083_00188_39821_2466.N1	12-OCT-2009 01:07:04	Dark	42.000	132	15Rho Pup	2.8030	6900.0	84	39821	No
10	GOM_NL__2PRFIN20091012_011020_000000372083_00188_39821_2467.N1	12-OCT-2009 01:10:20	Dark	37.000	70	Zet Pup	2.2460	39000.	74	39821	No
11	GOM_NL__2PRFIN20091012_011531_000000382083_00189_39822_2464.N1	12-OCT-2009 01:15:31	Dark	38.000	161	Tau Pup	2.9310	4500.0	76	39822	No
12	GOM_NL__2PRFIN20091012_011653_000000382083_00189_39822_2465.N1	12-OCT-2009 01:16:53	Dark	37.500	2	Alp Car	-0.73600	7000.0	75	39822	No
13	GOM_NL__2PRFIN20091012_012855_000000372083_00189_39822_2466.N1	12-OCT-2009 01:28:55	Straylight	37.000	157	The1Eri	2.9060	9300.0	74	39822	No
14	GOM_NL__2PRFIN20091012_015141_000000442083_00189_39822_2467.N1	12-OCT-2009 01:51:41	Bright	43.500	105	6Bet Ari	2.6450	8900.0	87	39822	No
15	GOM_NL__2PRFIN20091012_015453_000000372083_00189_39822_2468.N1	12-OCT-2009 01:54:53	Bright	36.500	53	43Bet And	2.0480	3300.0	73	39822	No
16	GOM_NL__2PRFIN20091012_015653_000000452083_00189_39822_2469.N1	12-OCT-2009 01:56:53	Bright	44.500	173	4Bet Tri	3.0040	8900.0	89	39822	No
17	GOM_NL__2PRFIN20091012_015840_000000412083_00189_39822_2470.N1	12-OCT-2009 01:58:40	Bright	41.000	73	57Gam1And	2.2600	13100.	82	39822	No
18	GOM_NL__2PRFIN20091012_020204_000000342083_00189_39822_2471.N1	12-OCT-2009 02:02:04	Bright	34.000	110	37Del Cas	2.6780	8900.0	68	39822	No
19	GOM_NL__2PRFIN20091012_020405_000000412083_00189_39822_2472.N1	12-OCT-2009 02:04:05	Bright	41.000	160	23Gam Per	2.9300	4700.0	82	39822	No
20	GOM_NL__2PRFIN20091012_022900_000000282083_00189_39822_2473.N1	12-OCT-2009 02:29:00	Tw_i_and_stray	28.000	166	17Eps Leo	2.9800	6000.0	56	39822	No
21	GOM_NL__2PRFIN20091012_023918_000000322083_00189_39822_2474.N1	12-OCT-2009 02:39:18	Dark	31.500	48	30Alp Hya	1.9770	4100.0	63	39822	No
22	GOM_NL__2PRFIN20091012_024742_000000422083_00189_39822_2475.N1	12-OCT-2009 02:47:42	Dark	42.000	132	15Rho Pup	2.8030	6900.0	84	39822	No
23	GOM_NL__2PRFIN20091012_025057_000000372083_00189_39822_2476.N1	12-OCT-2009 02:50:57	Dark	37.000	70	Zet Pup	2.2460	39000.	74	39822	No
24	GOM_NL__2PRFIN20091012_025607_000000382083_00190_39823_2473.N1	12-OCT-2009 02:56:07	Dark	37.500	161	Tau Pup	2.9310	4500.0	75	39823	No
25	GOM_NL__2PRFIN20091012_025730_000000382083_00190_39823_2474.N1	12-OCT-2009 02:57:30	Dark	37.500	2	Alp Car	-0.73600	7000.0	75	39823	No
26	GOM_NL__2PRFIN20091012_030932_000000372083_00190_39823_2475.N1	12-OCT-2009 03:09:32	Straylight	37.000	157	The1Eri	2.9060	9300.0	74	39823	No
27	GOM_NL__2PRFIN20091012_033217_000000442083_00190_39823_2476.N1	12-OCT-2009 03:32:17	Bright	43.500	105	6Bet Ari	2.6450	8900.0	87	39823	No
28	GOM_NL__2PRFIN20091012_033528_000000372083_00190_39823_2477.N1	12-OCT-2009 03:35:28	Bright	36.500	53	43Bet And	2.0480	3300.0	73	39823	No
29	GOM_NL__2PRFIN20091012_033728_000000452083_00190_39823_2478.N1	12-OCT-2009 03:37:28	Bright	44.500	173	4Bet Tri	3.0040	8900.0	89	39823	No
30	GOM_NL__2PRFIN20091012_033915_000000422083_00190_39823_2479.N1	12-OCT-2009 03:39:15	Bright	41.500	73	57Gam1And	2.2600	13100.	83	39823	No
31	GOM_NL__2PRFIN20091012_034239_000000342083_00190_39823_2480.N1	12-OCT-2009 03:42:39	Bright	34.000	110	37Del Cas	2.6780	8900.0	68	39823	No
32	GOM_NL__2PRFIN20091012_034440_000000412083_00190_39823_2481.N1	12-OCT-2009 03:44:40	Bright	41.000	160	23Gam Per	2.9300	4700.0	82	39823	No
33	GOM_NL__2PRFIN20091012_040936_000000282083_00190_39823_2482.N1	12-OCT-2009 04:09:36	Tw_i_and_stray	28.000	166	17Eps Leo	2.9800	6000.0	56	39823	No
34	GOM_NL__2PRFIN20091012_041955_000000322083_00190_39823_2483.N1	12-OCT-2009 04:19:55	Dark	32.000	48	30Alp Hya	1.9770	4100.0	64	39823	No
35	GOM_NL__2PRFIN20091012_042819_000000422083_00190_39823_2484.N1	12-OCT-2009 04:28:19	Dark	42.000	132	15Rho Pup	2.8030	6900.0	84	39823	No
36	GOM_NL__2PRFIN20091012_043134_000000372083_00190_39823_2485.N1	12-OCT-2009 04:31:34	Dark	37.000	70	Zet Pup	2.2460	39000.	74	39823	No
37	GOM_NL__2PRFIN20091012_043644_000000372083_00191_39824_2502.N1	12-OCT-2009 04:36:44	Dark	37.000	161	Tau Pup	2.9310	4500.0	74	39824	No
38	GOM_NL__2PRFIN20091012_043806_000000382083_00191_39824_2503.N1	12-OCT-2009 04:38:06	Dark	37.500	2	Alp Car	-0.73600	7000.0	75	39824	No
39	GOM_NL__2PRFIN20091012_045008_000000372083_00191_39824_2504.N1	12-OCT-2009 04:50:08	Straylight	36.500	157	The1Eri	2.9060	9300.0	73	39824	No
40	GOM_NL__2PRFIN20091012_051252_000000432083_00191_39824_2505.N1	12-OCT-2009 05:12:52	Bright	43.000	105	6Bet Ari	2.6450	8900.0	86	39824	No
41	GOM_NL__2PRFIN20091012_051604_000000362083_00191_39824_2506.N1	12-OCT-2009 05:16:04	Bright	36.000	53	43Bet And	2.0480	3300.0	72	39824	No
42	GOM_NL__2PRFIN20091012_051804_000000442083_00191_39824_2507.N1	12-OCT-2009 05:18:04	Bright	43.500	173	4Bet Tri	3.0040	8900.0	87	39824	No



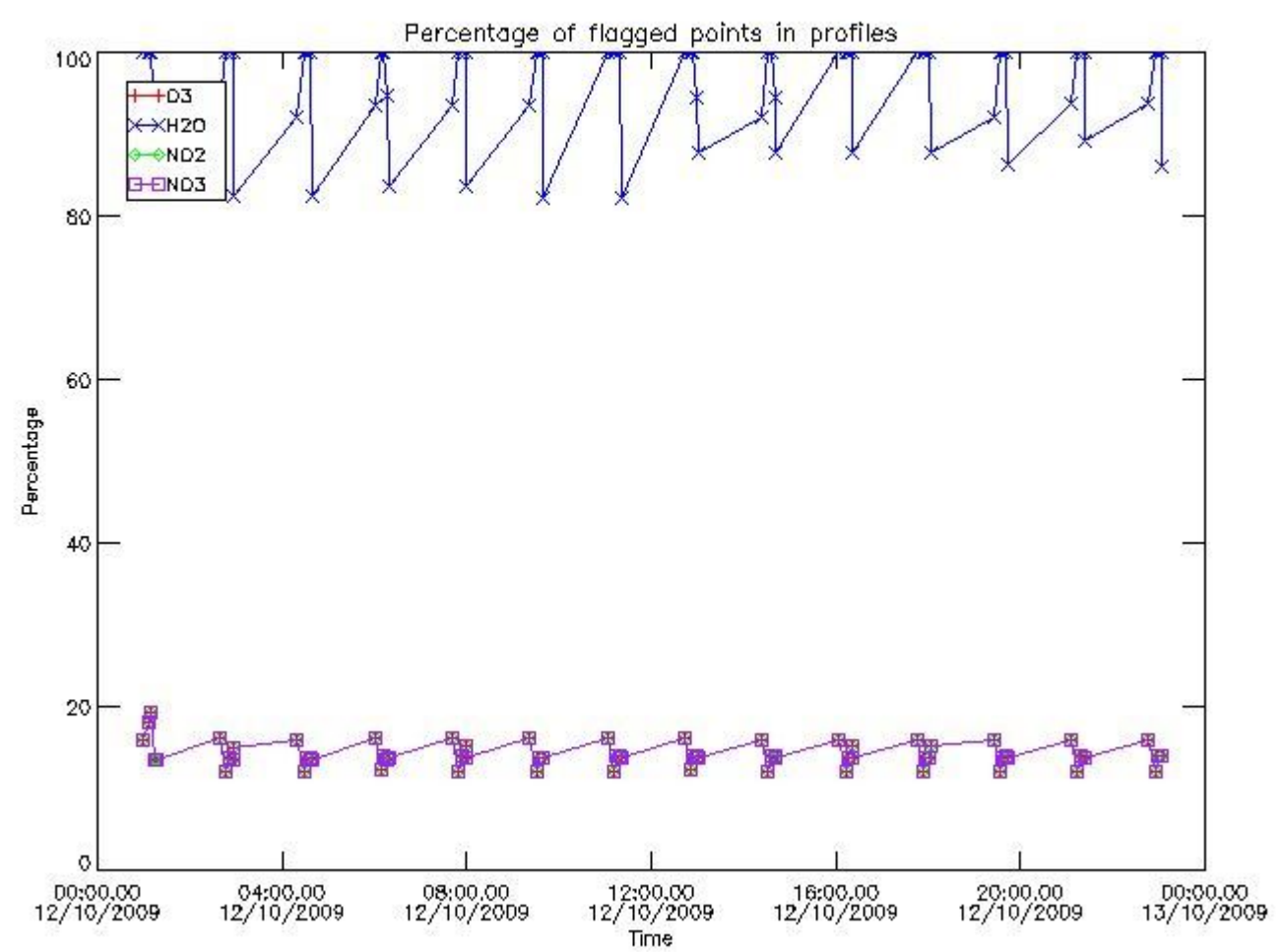


161	GOM_NL__2PRFIN20091012_203031_000000412083_00200_39833_2758.N1	12-OCT-2009 20:30:31	Bright	40.500	160	23Gam Per	2.9300	4700.0	81	39833	No
162	GOM_NL__2PRFIN20091012_205538_000000282083_00200_39833_2759.N1	12-OCT-2009 20:55:38	Twilight	28.000	166	17Eps Leo	2.9800	6000.0	56	39833	No
163	GOM_NL__2PRFIN20091012_210600_000000322083_00200_39833_2760.N1	12-OCT-2009 21:06:00	Dark	32.000	48	30Alp Hya	1.9770	4100.0	64	39833	No
164	GOM_NL__2PRFIN20091012_211430_000000422083_00200_39833_2761.N1	12-OCT-2009 21:14:30	Dark	42.000	132	15Rho Pup	2.8030	6900.0	84	39833	No
165	GOM_NL__2PRFIN20091012_211742_000000372083_00200_39833_2762.N1	12-OCT-2009 21:17:42	Dark	36.500	70	Zet Pup	2.2460	39000.	73	39833	No
166	GOM_NL__2PRFIN20091012_212252_000000372083_00201_39834_2779.N1	12-OCT-2009 21:22:52	Dark	37.000	161	Tau Pup	2.9310	4500.0	74	39834	No
167	GOM_NL__2PRFIN20091012_212414_000000372083_00201_39834_2780.N1	12-OCT-2009 21:24:14	Dark	37.000	2	Alp Car	-0.73600	7000.0	74	39834	No
168	GOM_NL__2PRFIN20091012_213613_000000362083_00201_39834_2781.N1	12-OCT-2009 21:36:13	Straylight	36.000	157	The1Eri	2.9060	9300.0	72	39834	No
169	GOM_NL__2PRFIN20091012_215845_000000432083_00201_39834_2782.N1	12-OCT-2009 21:58:45	Bright	42.500	105	6Bet Ari	2.6450	8900.0	85	39834	No
170	GOM_NL__2PRFIN20091012_220159_000000362083_00201_39834_2783.N1	12-OCT-2009 22:01:59	Bright	36.000	53	43Bet And	2.0480	3300.0	72	39834	No
171	GOM_NL__2PRFIN20091012_220354_000000442083_00201_39834_2784.N1	12-OCT-2009 22:03:54	Bright	43.500	173	4Bet Tri	3.0040	8900.0	87	39834	No
172	GOM_NL__2PRFIN20091012_220542_000000412083_00201_39834_2785.N1	12-OCT-2009 22:05:42	Bright	40.500	73	57Gam1And	2.2600	13100.	81	39834	No
173	GOM_NL__2PRFIN20091012_220911_000000342083_00201_39834_2786.N1	12-OCT-2009 22:09:11	Bright	33.500	110	37Del Cas	2.6780	8900.0	67	39834	No
174	GOM_NL__2PRFIN20091012_221106_000000412083_00201_39834_2787.N1	12-OCT-2009 22:11:06	Bright	41.000	160	23Gam Per	2.9300	4700.0	82	39834	No
175	GOM_NL__2PRFIN20091012_223614_000000282083_00201_39834_2788.N1	12-OCT-2009 22:36:14	Twilight	28.000	166	17Eps Leo	2.9800	6000.0	56	39834	No
176	GOM_NL__2PRFIN20091012_224637_000000322083_00201_39834_2789.N1	12-OCT-2009 22:46:37	Dark	31.500	48	30Alp Hya	1.9770	4100.0	63	39834	No
177	GOM_NL__2PRFIN20091012_225507_000000432083_00201_39834_2790.N1	12-OCT-2009 22:55:07	Dark	42.500	132	15Rho Pup	2.8030	6900.0	85	39834	No
178	GOM_NL__2PRFIN20091012_225819_000000372083_00201_39834_2791.N1	12-OCT-2009 22:58:19	Dark	36.500	70	Zet Pup	2.2460	39000.	73	39834	No
179	GOM_NL__2PRFIN20091012_230329_000000372083_00202_39835_2788.N1	12-OCT-2009 23:03:29	Dark	36.500	161	Tau Pup	2.9310	4500.0	73	39835	No
180	GOM_NL__2PRFIN20091012_230451_000000372083_00202_39835_2789.N1	12-OCT-2009 23:04:51	Dark	36.500	2	Alp Car	-0.73600	7000.0	73	39835	No
181	GOM_NL__2PRFIN20091012_231650_000000362083_00202_39835_2790.N1	12-OCT-2009 23:16:50	Straylight	36.000	157	The1Eri	2.9060	9300.0	72	39835	No
182	GOM_NL__2PRFIN20091012_233920_000000422083_00202_39835_2791.N1	12-OCT-2009 23:39:20	Bright	42.000	105	6Bet Ari	2.6450	8900.0	84	39835	No
183	GOM_NL__2PRFIN20091012_234235_000000362083_00202_39835_2792.N1	12-OCT-2009 23:42:35	Bright	35.500	53	43Bet And	2.0480	3300.0	71	39835	No
184	GOM_NL__2PRFIN20091012_234429_000000432083_00202_39835_2793.N1	12-OCT-2009 23:44:29	Bright	43.000	173	4Bet Tri	3.0040	8900.0	86	39835	No
185	GOM_NL__2PRFIN20091012_234617_000000402083_00202_39835_2794.N1	12-OCT-2009 23:46:17	Bright	40.000	73	57Gam1And	2.2600	13100.	80	39835	No
186	GOM_NL__2PRFIN20091012_234946_000000342083_00202_39835_2795.N1	12-OCT-2009 23:49:46	Bright	33.500	110	37Del Cas	2.6780	8900.0	67	39835	No
187	GOM_NL__2PRFIN20091012_235141_000000412083_00202_39835_2796.N1	12-OCT-2009 23:51:41	Bright	41.000	160	23Gam Per	2.9300	4700.0	82	39835	No

### 3. Quality information per product

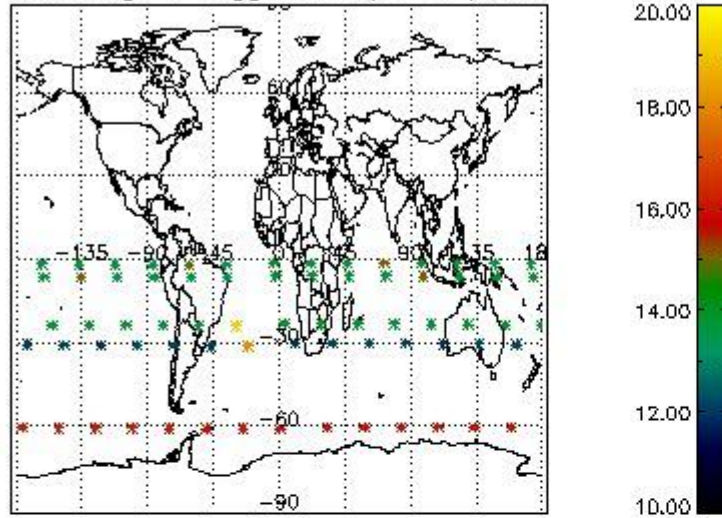
In this section it is plotted some information contained in the Quality Summary data set of the level 2 products. Only products in dark limb conditions and without errors (error flag in the MPH set to "0") are used.

#### 3.1 Plot quality information per product (time dependant)

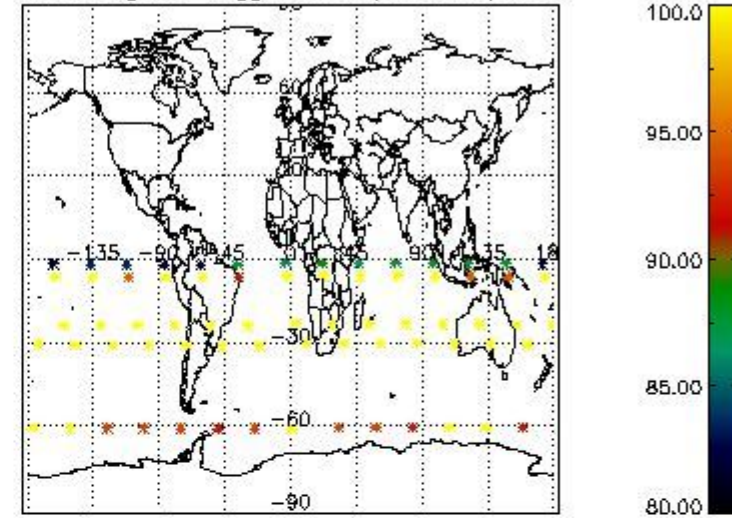


3.2 Plot quality information per product (world map)

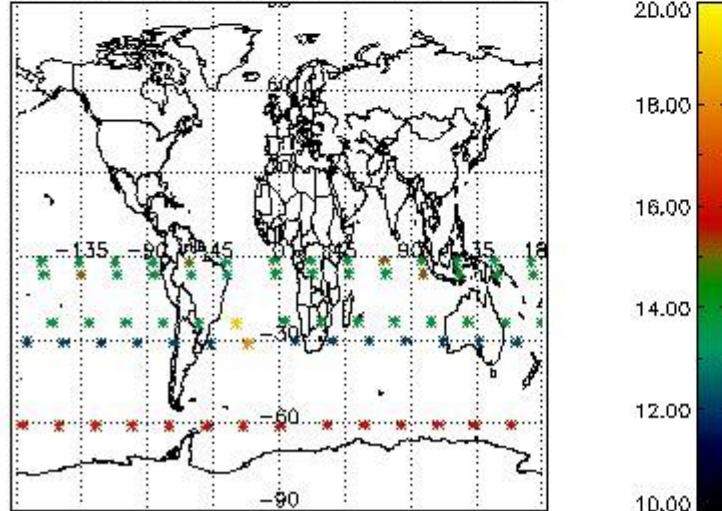
Percentage of flagged data per O3 profile



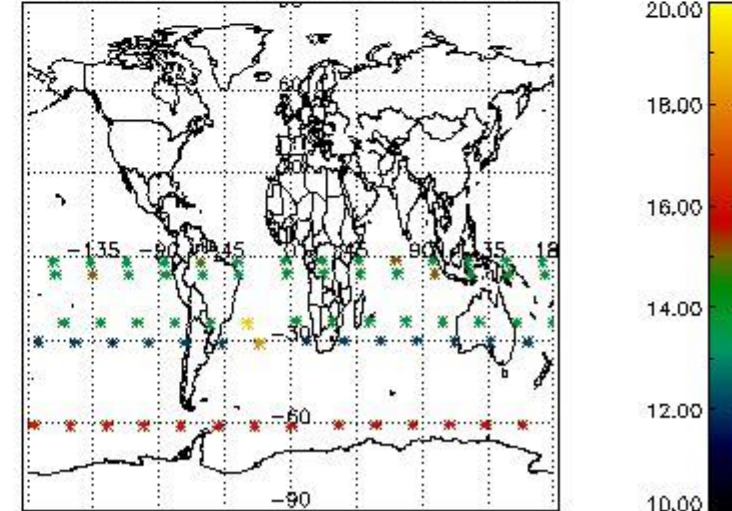
Percentage of flagged data per H2O profile



Percentage of flagged data per NO2 profile



Percentage of flagged data per NO3 profile

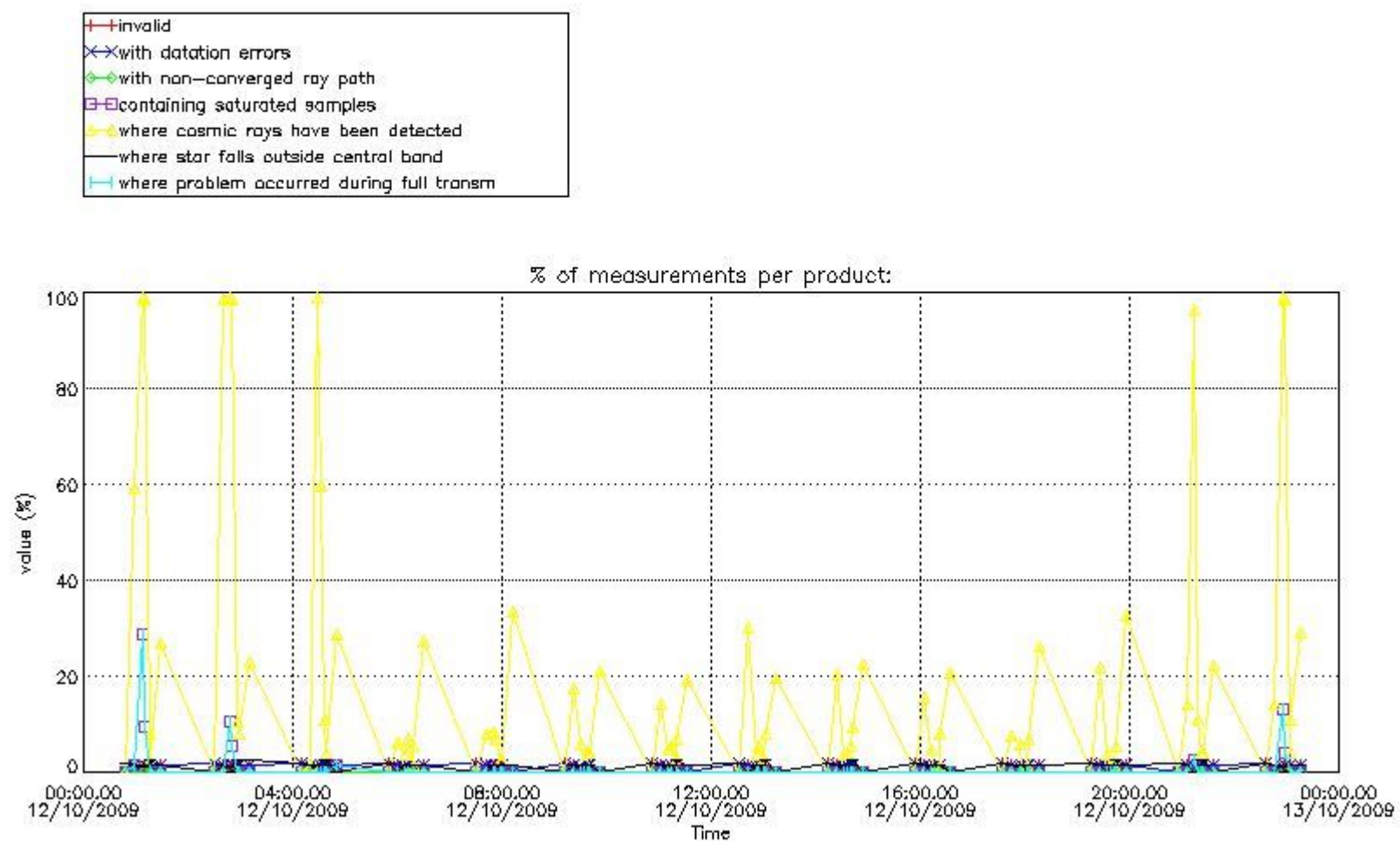


#### 4. Level 1 quality information per product

In this section it is plotted some information contained in the Quality Summary data set of the level 2 products that comes from the level 1b processing. Products without errors (error flag in the MPH set to "0") are used.

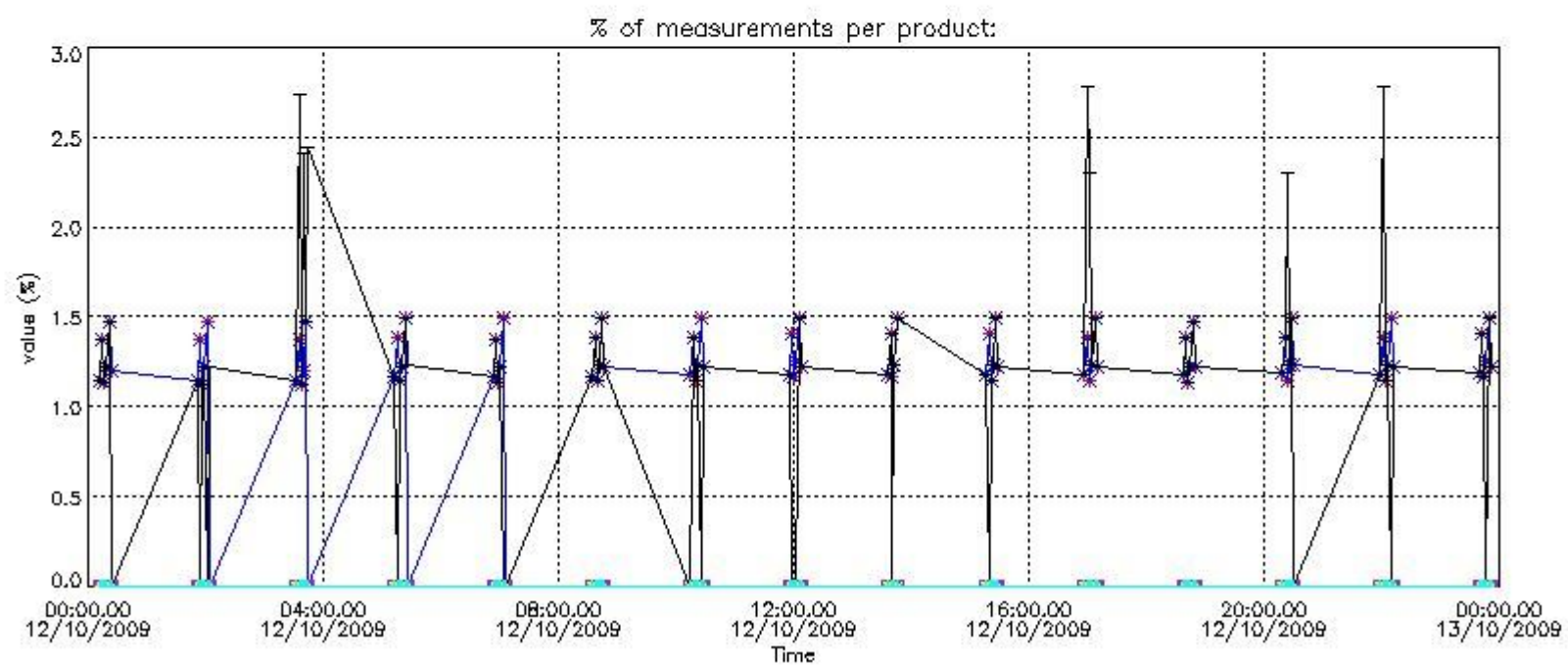
##### 4.1 Plot quality information per product (time dependant) coming from level 1b processing

###### 4.1.1 Plot level 1 quality information per product (time dependant): ENVISAT ASCENDING passes



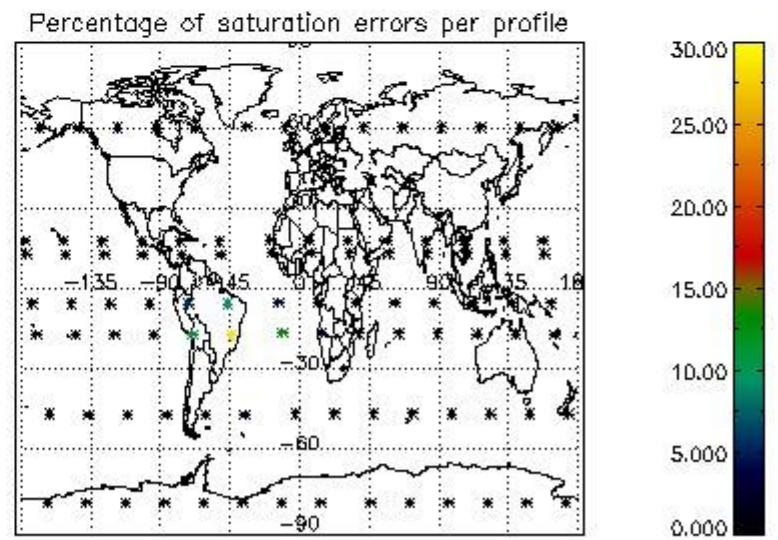
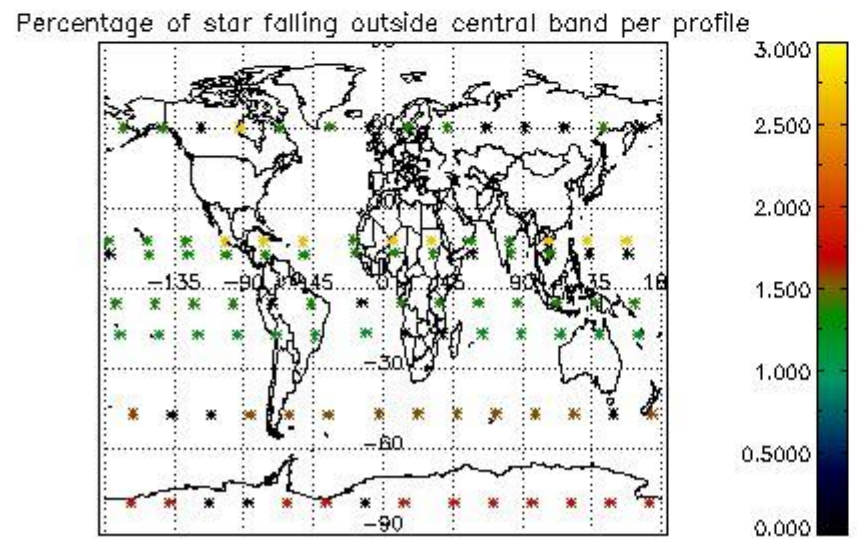
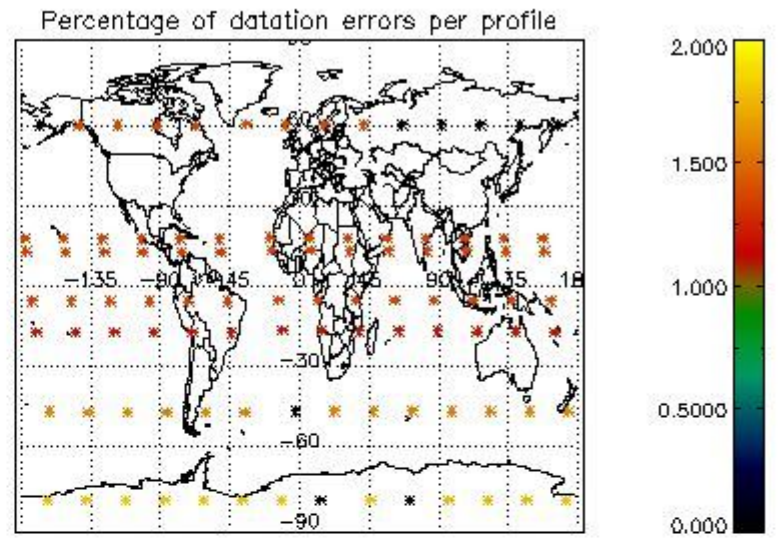
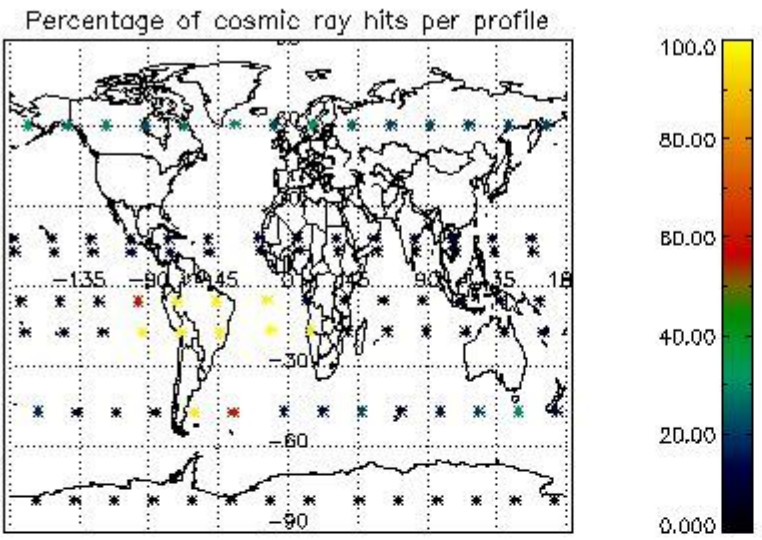
4.1.2 Plot level 1 quality information per product (time dependant): ENVI SAT DESCENDING passes





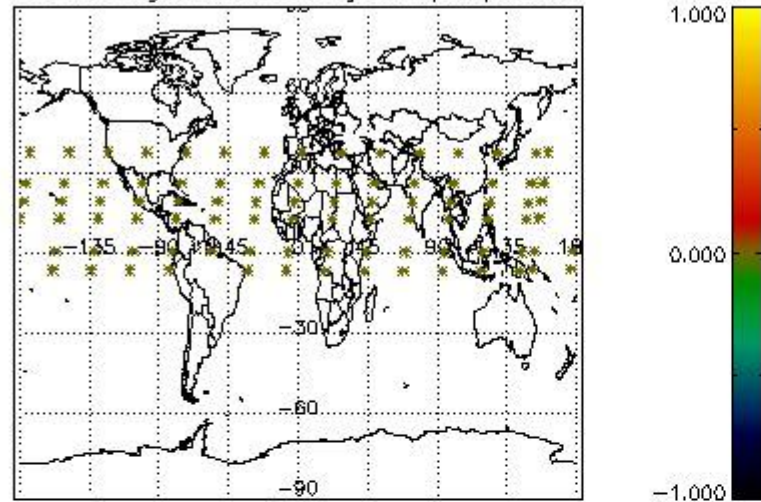
4.2 Plot quality information per product coming from level 1b processing (world map)

4.2.1 Plot level 1 quality information per product (world map): ENVISAT ASCENDING passes

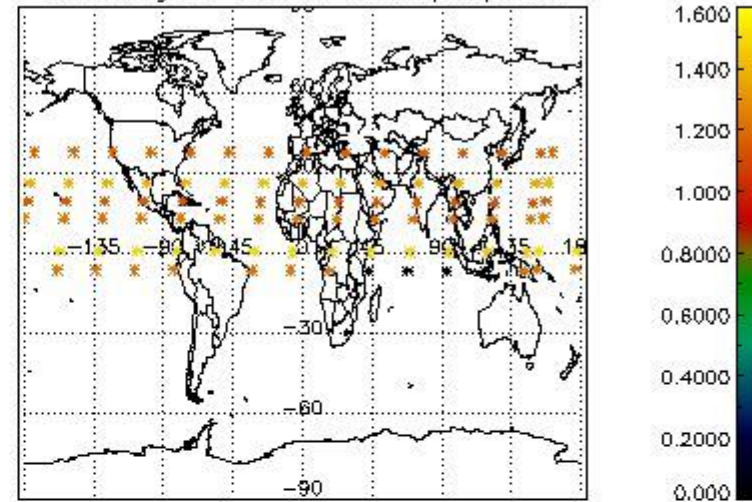


4.2.2 Plot level 1 quality information per product (world map): ENVISAT DESCENDING passes

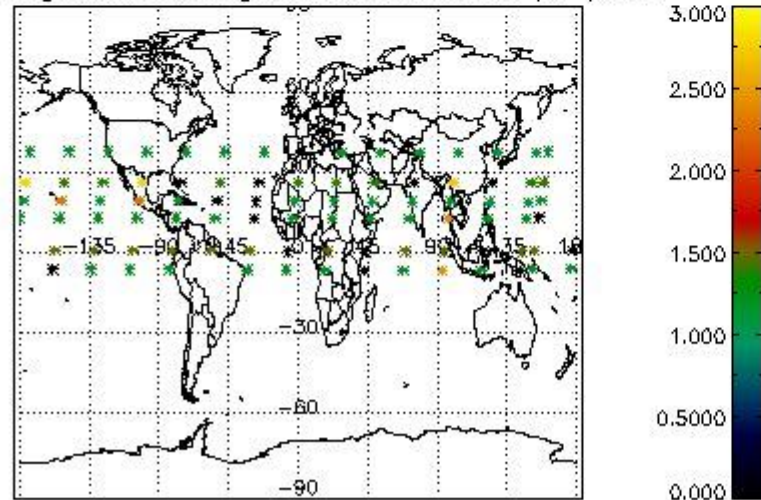
Percentage of cosmic ray hits per profile



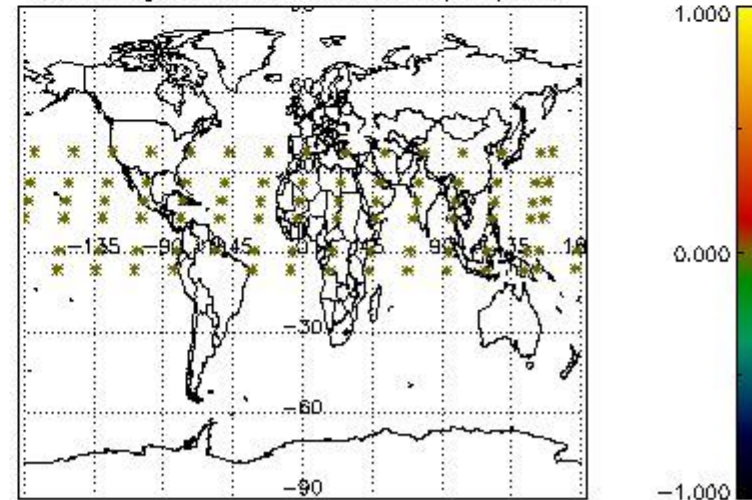
Percentage of datation errors per profile



Percentage of star falling outside central band per profile



Percentage of saturation errors per profile



## 5. Trace gas profiles

### 5.1 Ozone statistics based on quality of products

The final quality of the products can be "measured" using the STD (Standard Deviation) attached to every point profile. This information is written to the parameter GOM\_NL\_\_2P/NL\_LOCAL\_SPECIES\_DENSITY/o3\_std of the level 2 products. The table below shows the statistics for given STD ranges.

The statistics are given with respect to the overall valid production:

- Products without fatal errors: GOM\_NL\_\_2P/MPH/PRODUCT\_ERR=0
- Valid point profile: GOM\_NL\_\_2P/NL\_LOCAL\_SPECIES\_DENSITY/pcd(0)=0

The 'Criteria' is applied to valid points of dark limb products:

- Products in dark limb illumination condition: GOM\_NL\_\_2P/NL\_SUMMARY\_QUALITY/obs\_ill\_cond=0
- Products without fatal errors: GOM\_NL\_\_2P/MPH/PRODUCT\_ERR=0
- Valid point profile: GOM\_NL\_\_2P/NL\_LOCAL\_SPECIES\_DENSITY/pcd(0)=0

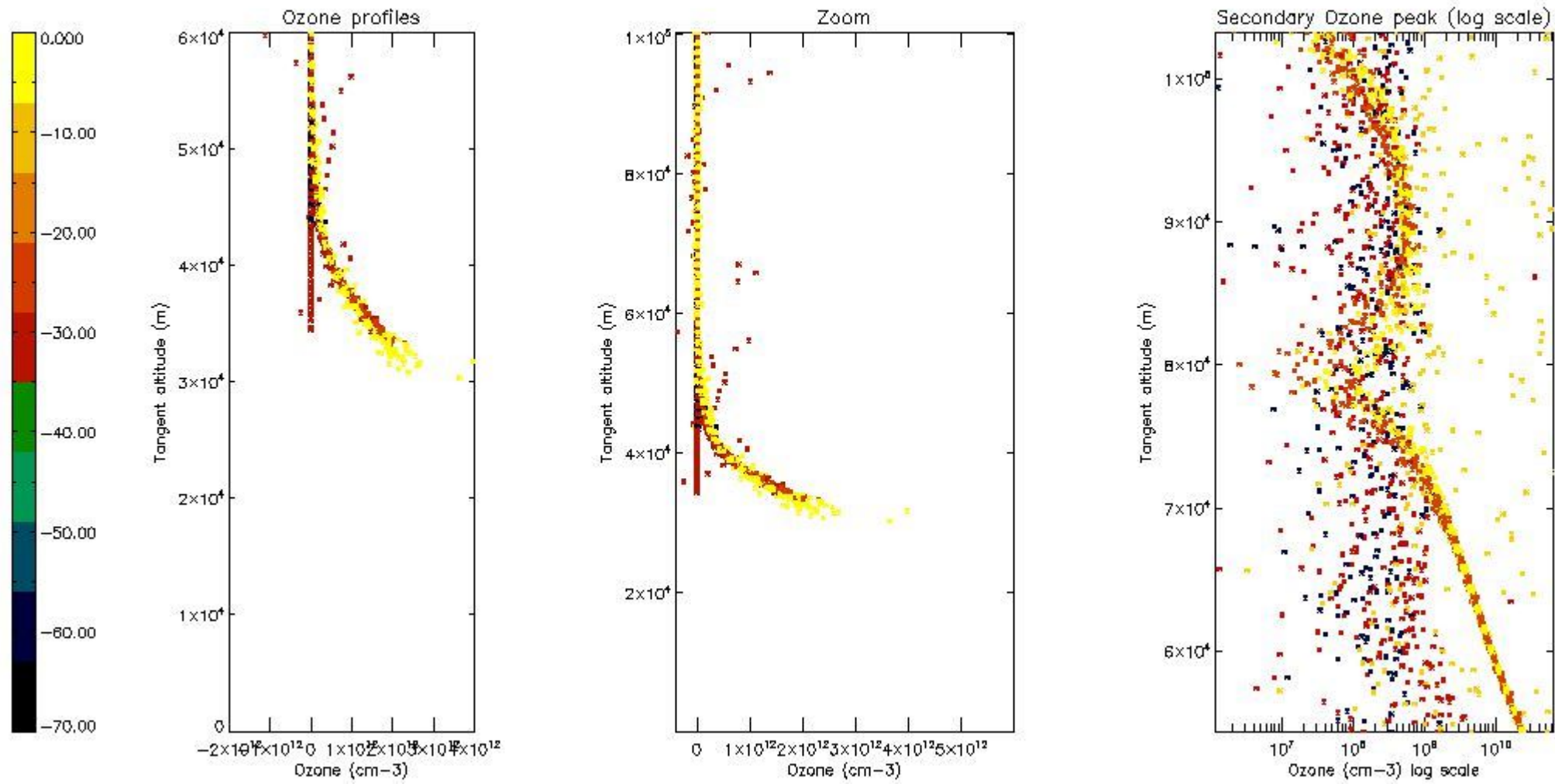
So, the table below shows the percentage of dark limb and valid observations for each criteria with respect to the overall valid daily observations.

Criteria	% of total production
All STD	37
STD < 20	12

STD < 10	10
STD < 5	8

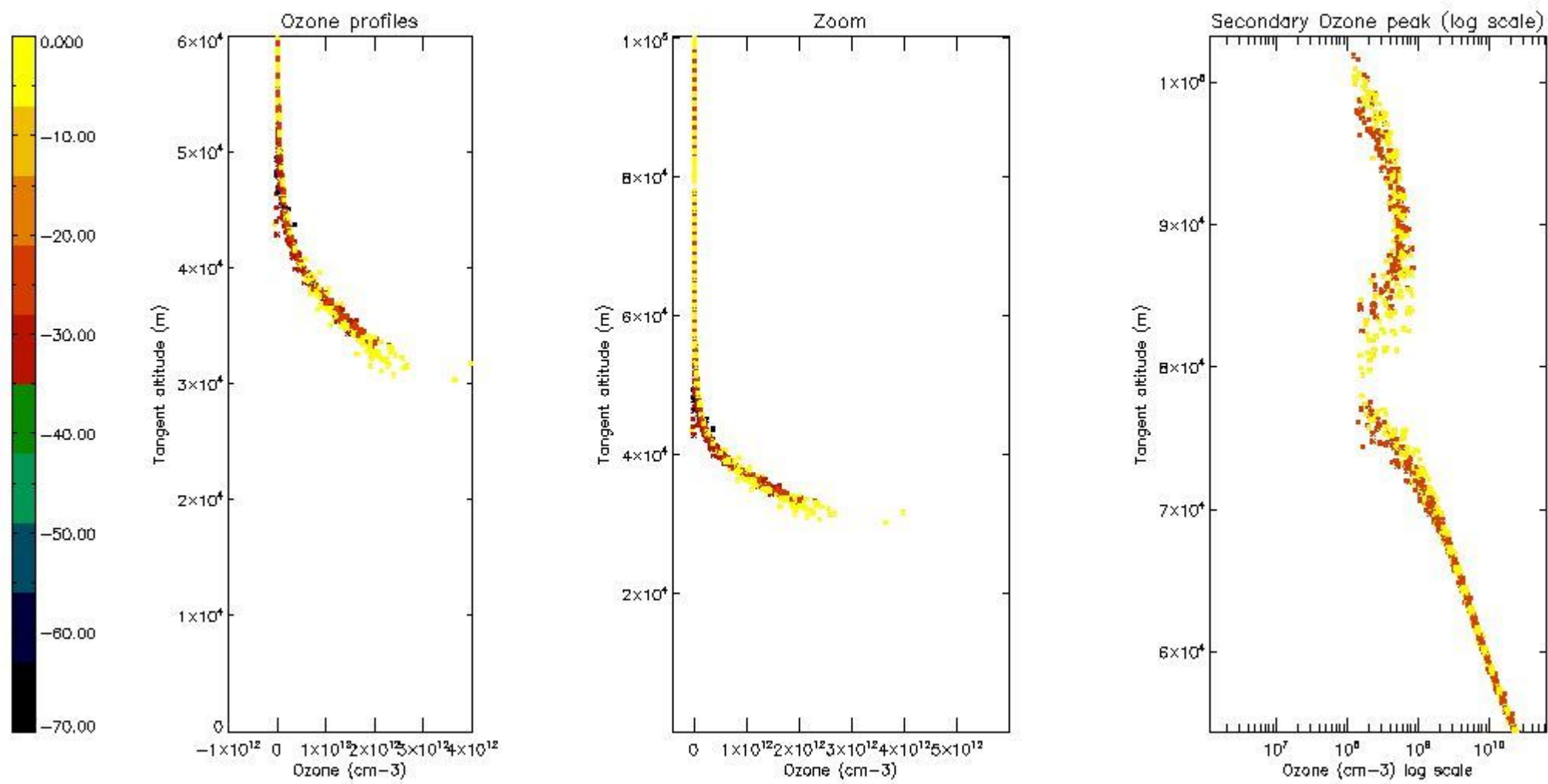
5.2 Plot ozone profiles for all STD (dark without errors)

The colorbar represents the latitude.



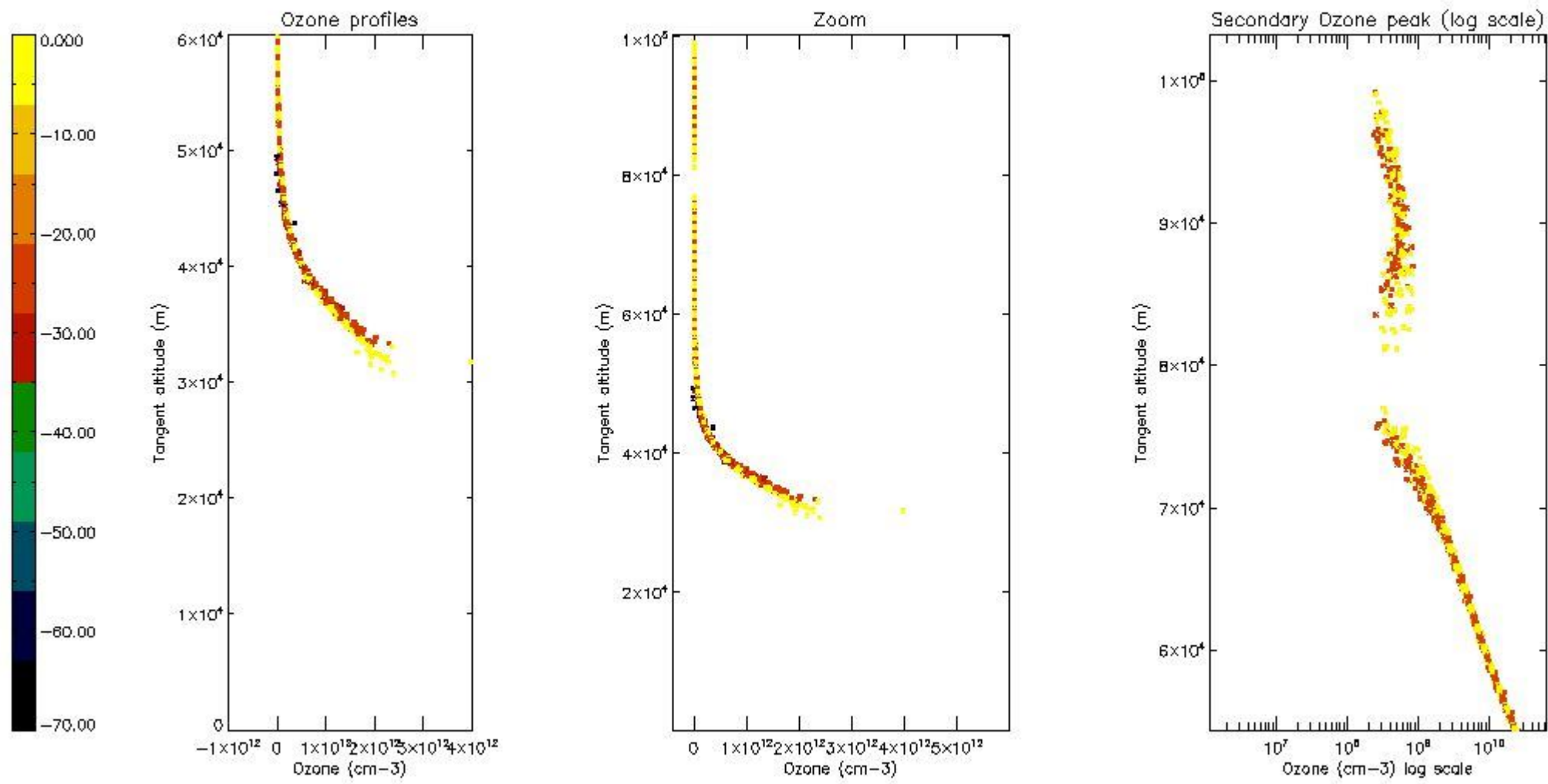
5.3 Plot ozone profiles where STD < 20% (dark without errors)

The colorbar represents the latitude.



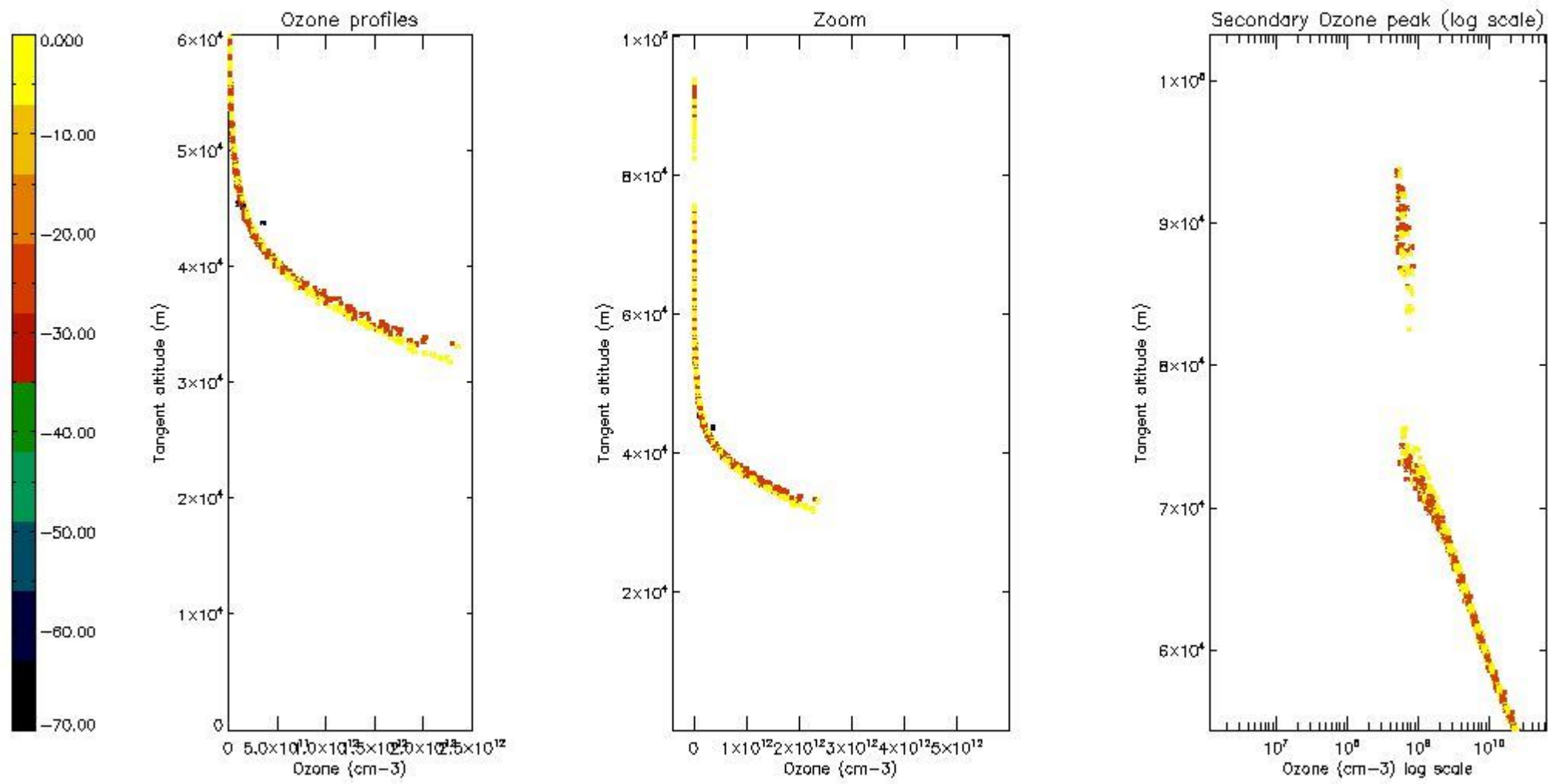
*5.4 Plot ozone profiles where STD < 10% (dark without errors)*

The colorbar represents the latitude.



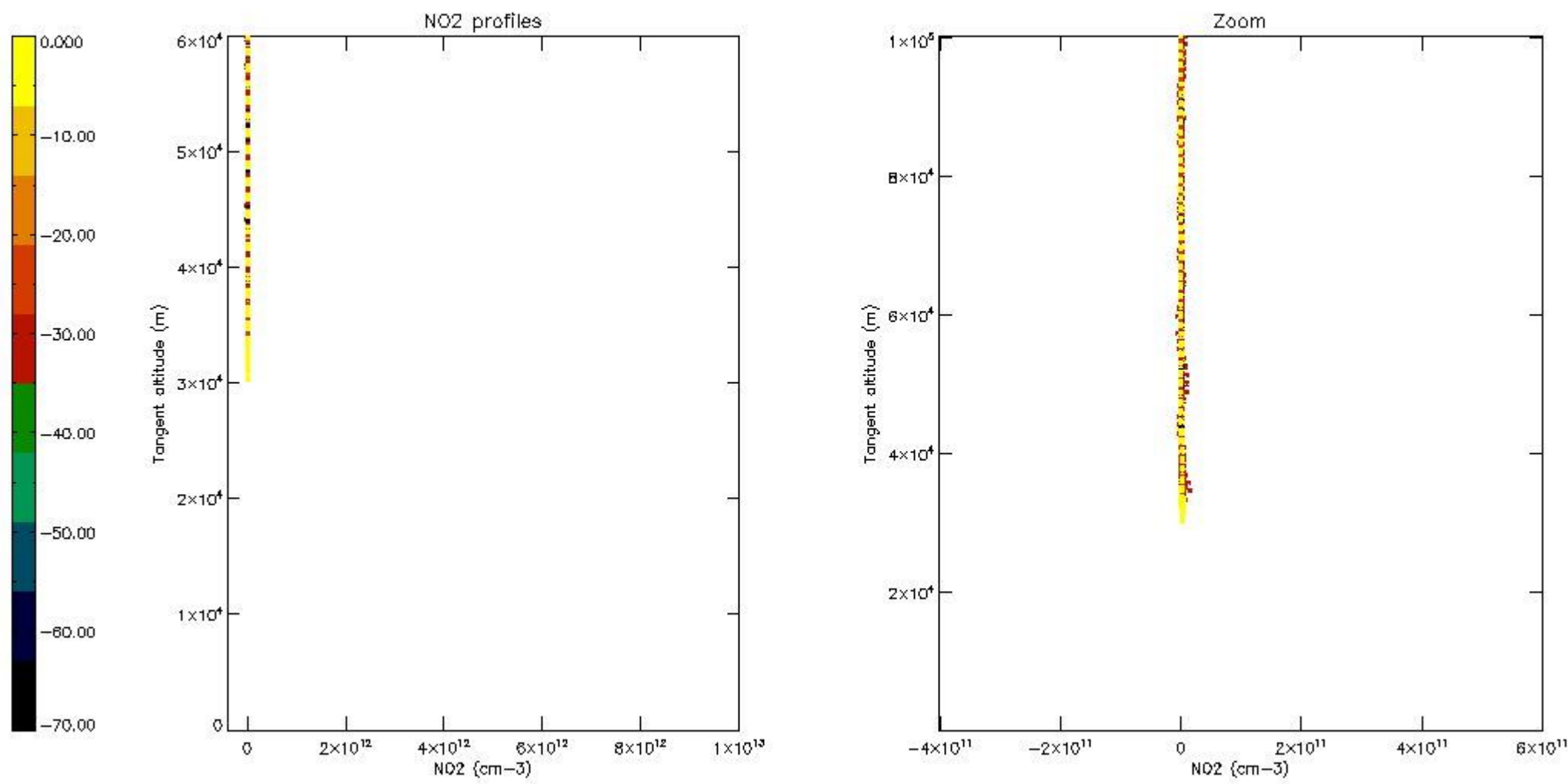
*5.5 Plot ozone profiles where STD < 5% (dark without errors)*

The colorbar represents the latitude.



*5.6 Plot NO<sub>2</sub> profiles for all STD (dark without errors)*

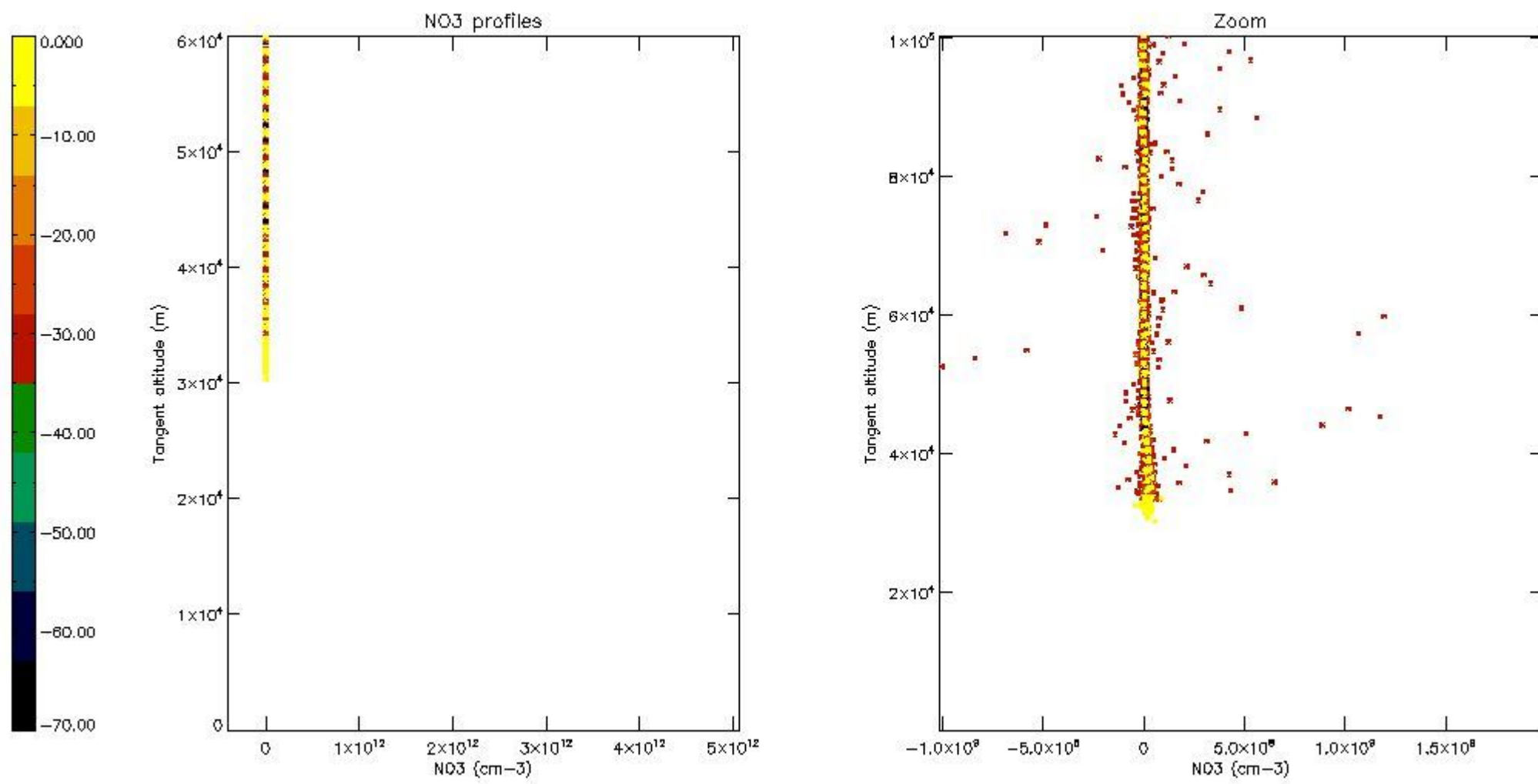
The colorbar represents the latitude.



*5.7 Plot NO3 profiles for all STD (dark without errors)*

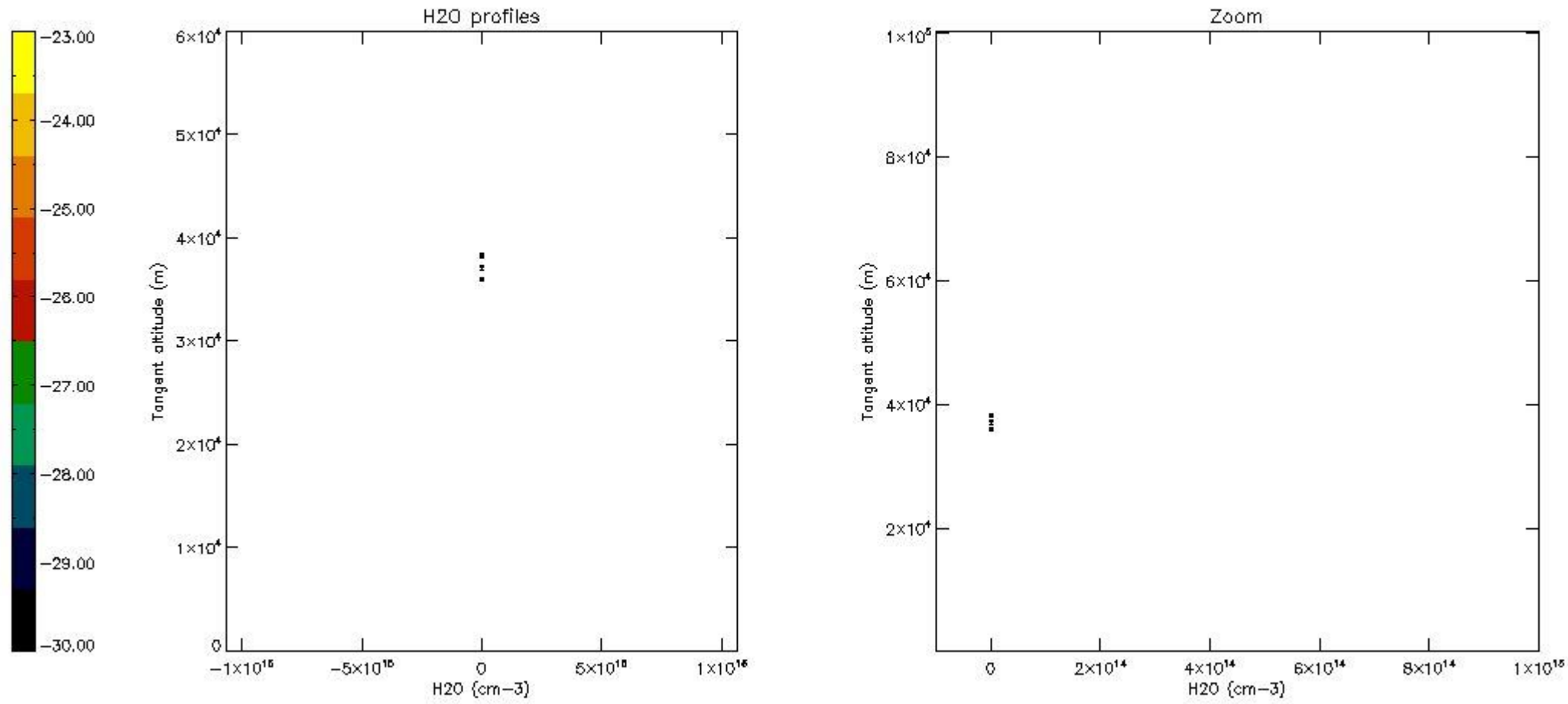
The colorbar represents the latitude.





5.8 Plot H<sub>2</sub>O profiles for all STD (only for occultations of stars 1,2,3,4,13,14,16,26,63 dark without errors)

The colorbar represents the latitude.



## 6. Auxiliary Data Files used for the production reported in section 2

The number reported in the third column indicates since which file (see list in section 2) the corresponding auxiliary file has been used. The fourth column is the date of those product files.

Type	Auxiliary Filename	Used since product	Used since product date
INST_PHYS_CHARACTERISTICS	GOM_INS_AXVIEC20091111_143220_20030716_120000_20500101_000000	1	12-OCT-2009 00:11:06
LEVEL-2_PROC_CONFIG	GOM_PR2_AXVIEC20091111_152718_20020301_000000_20500101_000000	1	12-OCT-2009 00:11:06
CROSS_SECTIONS_FILE	GOM_CRS_AXVIEC20091111_154832_20020301_000000_20500101_000000	1	12-OCT-2009 00:11:06

# GOMOS Level 2 Daily Report

## SUMMARY

### [1. General Info](#)

### [2. Summary of processed GOM\\_NL\\_2P products](#)

### [3. Level 2 Quality information per product](#)

#### [3.1 Plot of level 2 quality information per product \(time dependant\)](#)

#### [3.2 Plot of level 2 quality information per product \(world map\)](#)

### [4. Level 1 Quality information per product \(stored on level 2 products\)](#)

#### [4.1 Plot of level 1 quality information per product \(time dependant\)](#)

##### [4.1.1 Plot of level 1 quality information per product \(time dependant\): ASCENDING](#)

##### [4.1.2 Plot of level 1 quality information per product \(time dependant\): DESCENDING](#)

#### [4.2 Plot of level 1 quality information per product \(world map\)](#)

##### [4.2.1 Plot of level 1 quality information per product \(world map\): ASCENDING](#)

##### [4.2.2 Plot of level 1 quality information per product \(world map\): DESCENDING](#)

### [5. Ozone profiles based on quality statistics and other trace gas profiles](#)

#### [5.1 Ozone statistics based on quality of products](#)

#### [5.2 Plot ozone profiles for all STD \(dark without errors\)](#)

#### [5.3 Plot ozone profiles where STD < 20% \(dark without errors\)](#)

#### [5.4. Plot ozone profiles where STD < 10% \(dark without errors\)](#)

#### [5.5. Plot ozone profiles where STD < 5% \(dark without errors\)](#)

#### [5.6 Plot NO2 profiles for all STD \(dark without errors\)](#)

#### [5.7 Plot NO3 profiles for all STD \(dark without errors\)](#)

#### [5.8 Plot H2O profiles \(only for occultations of stars 1,2,3,4,13,14,16,26,63 dark without errors\) for all STD](#)

### [6. Auxiliary Data Files used for the production reported in section 2](#)

This report presents the daily analysis on parameters extracted from GOMOS level 2 data (GOM\_NL\_\_2P). It is intended to monitor some important parameters that will impact the quality of these products. A list of level 2 products (and content) that have arrived during the reporting day to the PCF is also given.

Item	Value
Time of report generation	26APR2013 13:13:22
Data source version	GOMOS/6.01
Start time of products	12-10-2009 (12OCT2009 00:00:00)
Stop time of products	13-10-2009 (13OCT2009 00:00:00)
Store outputs in DB	Yes
Nb of level 2 prods	187
Nb of prods with errors	0

## 2. Summary of processed GOM\_NL\_\_2P products.

Nr	Filename	UTC Start time	Limb	Duration	Star Id	Star Name	Star Mag	Star Temp	Nb Meas	Orbit	Prod. error
1	GOM_NL__2PRFIN20091012_001106_000000442083_00188_39821_2458.N1	12-OCT-2009 00:11:06	Bright	43.500	105	6Bet Ari	2.6450	8900.0	87	39821	No
2	GOM_NL__2PRFIN20091012_001417_000000372083_00188_39821_2459.N1	12-OCT-2009 00:14:17	Bright	36.500	53	43Bet And	2.0480	3300.0	73	39821	No
3	GOM_NL__2PRFIN20091012_001618_000000442083_00188_39821_2460.N1	12-OCT-2009 00:16:18	Bright	44.000	173	4Bet Tri	3.0040	8900.0	88	39821	No
4	GOM_NL__2PRFIN20091012_001804_000000412083_00188_39821_2461.N1	12-OCT-2009 00:18:04	Bright	41.000	73	57Gam1And	2.2600	13100.	82	39821	No
5	GOM_NL__2PRFIN20091012_002128_000000342083_00188_39821_2462.N1	12-OCT-2009 00:21:28	Bright	34.000	110	37Del Cas	2.6780	8900.0	68	39821	No
6	GOM_NL__2PRFIN20091012_002329_000000422083_00188_39821_2463.N1	12-OCT-2009 00:23:29	Bright	41.500	160	23Gam Per	2.9300	4700.0	83	39821	No
7	GOM_NL__2PRFIN20091012_004824_000000282083_00188_39821_2464.N1	12-OCT-2009 00:48:24	Tw_i_and_stray	28.000	166	17Eps Leo	2.9800	6000.0	56	39821	No
8	GOM_NL__2PRFIN20091012_005841_000000322083_00188_39821_2465.N1	12-OCT-2009 00:58:41	Dark	32.000	48	30Alp Hya	1.9770	4100.0	64	39821	No
9	GOM_NL__2PRFIN20091012_010704_000000422083_00188_39821_2466.N1	12-OCT-2009 01:07:04	Dark	42.000	132	15Rho Pup	2.8030	6900.0	84	39821	No
10	GOM_NL__2PRFIN20091012_011020_000000372083_00188_39821_2467.N1	12-OCT-2009 01:10:20	Dark	37.000	70	Zet Pup	2.2460	39000.	74	39821	No
11	GOM_NL__2PRFIN20091012_011531_000000382083_00189_39822_2464.N1	12-OCT-2009 01:15:31	Dark	38.000	161	Tau Pup	2.9310	4500.0	76	39822	No
12	GOM_NL__2PRFIN20091012_011653_000000382083_00189_39822_2465.N1	12-OCT-2009 01:16:53	Dark	37.500	2	Alp Car	-0.73600	7000.0	75	39822	No
13	GOM_NL__2PRFIN20091012_012855_000000372083_00189_39822_2466.N1	12-OCT-2009 01:28:55	Straylight	37.000	157	The1Eri	2.9060	9300.0	74	39822	No
14	GOM_NL__2PRFIN20091012_015141_000000442083_00189_39822_2467.N1	12-OCT-2009 01:51:41	Bright	43.500	105	6Bet Ari	2.6450	8900.0	87	39822	No
15	GOM_NL__2PRFIN20091012_015453_000000372083_00189_39822_2468.N1	12-OCT-2009 01:54:53	Bright	36.500	53	43Bet And	2.0480	3300.0	73	39822	No
16	GOM_NL__2PRFIN20091012_015653_000000452083_00189_39822_2469.N1	12-OCT-2009 01:56:53	Bright	44.500	173	4Bet Tri	3.0040	8900.0	89	39822	No
17	GOM_NL__2PRFIN20091012_015840_000000412083_00189_39822_2470.N1	12-OCT-2009 01:58:40	Bright	41.000	73	57Gam1And	2.2600	13100.	82	39822	No
18	GOM_NL__2PRFIN20091012_020204_000000342083_00189_39822_2471.N1	12-OCT-2009 02:02:04	Bright	34.000	110	37Del Cas	2.6780	8900.0	68	39822	No
19	GOM_NL__2PRFIN20091012_020405_000000412083_00189_39822_2472.N1	12-OCT-2009 02:04:05	Bright	41.000	160	23Gam Per	2.9300	4700.0	82	39822	No
20	GOM_NL__2PRFIN20091012_022900_000000282083_00189_39822_2473.N1	12-OCT-2009 02:29:00	Tw_i_and_stray	28.000	166	17Eps Leo	2.9800	6000.0	56	39822	No
21	GOM_NL__2PRFIN20091012_023918_000000322083_00189_39822_2474.N1	12-OCT-2009 02:39:18	Dark	31.500	48	30Alp Hya	1.9770	4100.0	63	39822	No
22	GOM_NL__2PRFIN20091012_024742_000000422083_00189_39822_2475.N1	12-OCT-2009 02:47:42	Dark	42.000	132	15Rho Pup	2.8030	6900.0	84	39822	No
23	GOM_NL__2PRFIN20091012_025057_000000372083_00189_39822_2476.N1	12-OCT-2009 02:50:57	Dark	37.000	70	Zet Pup	2.2460	39000.	74	39822	No
24	GOM_NL__2PRFIN20091012_025607_000000382083_00190_39823_2473.N1	12-OCT-2009 02:56:07	Dark	37.500	161	Tau Pup	2.9310	4500.0	75	39823	No
25	GOM_NL__2PRFIN20091012_025730_000000382083_00190_39823_2474.N1	12-OCT-2009 02:57:30	Dark	37.500	2	Alp Car	-0.73600	7000.0	75	39823	No
26	GOM_NL__2PRFIN20091012_030932_000000372083_00190_39823_2475.N1	12-OCT-2009 03:09:32	Straylight	37.000	157	The1Eri	2.9060	9300.0	74	39823	No
27	GOM_NL__2PRFIN20091012_033217_000000442083_00190_39823_2476.N1	12-OCT-2009 03:32:17	Bright	43.500	105	6Bet Ari	2.6450	8900.0	87	39823	No
28	GOM_NL__2PRFIN20091012_033528_000000372083_00190_39823_2477.N1	12-OCT-2009 03:35:28	Bright	36.500	53	43Bet And	2.0480	3300.0	73	39823	No
29	GOM_NL__2PRFIN20091012_033728_000000452083_00190_39823_2478.N1	12-OCT-2009 03:37:28	Bright	44.500	173	4Bet Tri	3.0040	8900.0	89	39823	No
30	GOM_NL__2PRFIN20091012_033915_000000422083_00190_39823_2479.N1	12-OCT-2009 03:39:15	Bright	41.500	73	57Gam1And	2.2600	13100.	83	39823	No
31	GOM_NL__2PRFIN20091012_034239_000000342083_00190_39823_2480.N1	12-OCT-2009 03:42:39	Bright	34.000	110	37Del Cas	2.6780	8900.0	68	39823	No
32	GOM_NL__2PRFIN20091012_034440_000000412083_00190_39823_2481.N1	12-OCT-2009 03:44:40	Bright	41.000	160	23Gam Per	2.9300	4700.0	82	39823	No
33	GOM_NL__2PRFIN20091012_040936_000000282083_00190_39823_2482.N1	12-OCT-2009 04:09:36	Tw_i_and_stray	28.000	166	17Eps Leo	2.9800	6000.0	56	39823	No
34	GOM_NL__2PRFIN20091012_041955_000000322083_00190_39823_2483.N1	12-OCT-2009 04:19:55	Dark	32.000	48	30Alp Hya	1.9770	4100.0	64	39823	No
35	GOM_NL__2PRFIN20091012_042819_000000422083_00190_39823_2484.N1	12-OCT-2009 04:28:19	Dark	42.000	132	15Rho Pup	2.8030	6900.0	84	39823	No
36	GOM_NL__2PRFIN20091012_043134_000000372083_00190_39823_2485.N1	12-OCT-2009 04:31:34	Dark	37.000	70	Zet Pup	2.2460	39000.	74	39823	No
37	GOM_NL__2PRFIN20091012_043644_000000372083_00191_39824_2502.N1	12-OCT-2009 04:36:44	Dark	37.000	161	Tau Pup	2.9310	4500.0	74	39824	No
38	GOM_NL__2PRFIN20091012_043806_000000382083_00191_39824_2503.N1	12-OCT-2009 04:38:06	Dark	37.500	2	Alp Car	-0.73600	7000.0	75	39824	No
39	GOM_NL__2PRFIN20091012_045008_000000372083_00191_39824_2504.N1	12-OCT-2009 04:50:08	Straylight	36.500	157	The1Eri	2.9060	9300.0	73	39824	No
40	GOM_NL__2PRFIN20091012_051252_000000432083_00191_39824_2505.N1	12-OCT-2009 05:12:52	Bright	43.000	105	6Bet Ari	2.6450	8900.0	86	39824	No
41	GOM_NL__2PRFIN20091012_051604_000000362083_00191_39824_2506.N1	12-OCT-2009 05:16:04	Bright	36.000	53	43Bet And	2.0480	3300.0	72	39824	No
42	GOM_NL__2PRFIN20091012_051804_000000442083_00191_39824_2507.N1	12-OCT-2009 05:18:04	Bright	43.500	173	4Bet Tri	3.0040	8900.0	87	39824	No

43	GOM_NL__2PRFIN20091012_051950_000000412083_00191_39824_2508.N1	12-OCT-2009 05:19:50	Bright	41.000	73	57Gam1And	2.2600	13100.	82	39824	No
44	GOM_NL__2PRFIN20091012_052315_000000342083_00191_39824_2509.N1	12-OCT-2009 05:23:15	Bright	33.500	110	37Del Cas	2.6780	8900.0	67	39824	No
45	GOM_NL__2PRFIN20091012_052515_000000412083_00191_39824_2510.N1	12-OCT-2009 05:25:15	Bright	40.500	160	23Gam Per	2.9300	4700.0	81	39824	No
46	GOM_NL__2PRFIN20091012_055013_000000282083_00191_39824_2511.N1	12-OCT-2009 05:50:13	Twilight	28.000	166	17Eps Leo	2.9800	6000.0	56	39824	No
47	GOM_NL__2PRFIN20091012_060031_000000322083_00191_39824_2512.N1	12-OCT-2009 06:00:31	Dark	31.500	48	30Alp Hya	1.9770	4100.0	63	39824	No
48	GOM_NL__2PRFIN20091012_060856_000000422083_00191_39824_2513.N1	12-OCT-2009 06:08:56	Dark	41.500	132	15Rho Pup	2.8030	6900.0	83	39824	No
49	GOM_NL__2PRFIN20091012_061211_000000372083_00191_39824_2514.N1	12-OCT-2009 06:12:11	Dark	36.500	70	Zet Pup	2.2460	39000.	73	39824	No
50	GOM_NL__2PRFIN20091012_061721_000000382083_00192_39825_2512.N1	12-OCT-2009 06:17:21	Dark	37.500	161	Tau Pup	2.9310	4500.0	75	39825	No
51	GOM_NL__2PRFIN20091012_061843_000000372083_00192_39825_2513.N1	12-OCT-2009 06:18:43	Dark	37.000	2	Alp Car	-0.73600	7000.0	74	39825	No
52	GOM_NL__2PRFIN20091012_063045_000000372083_00192_39825_2514.N1	12-OCT-2009 06:30:45	Straylight	36.500	157	The1Eri	2.9060	9300.0	73	39825	No
53	GOM_NL__2PRFIN20091012_065327_000000432083_00192_39825_2515.N1	12-OCT-2009 06:53:27	Bright	43.000	105	6Bet Ari	2.6450	8900.0	86	39825	No
54	GOM_NL__2PRFIN20091012_065639_000000372083_00192_39825_2516.N1	12-OCT-2009 06:56:39	Bright	36.500	53	43Bet And	2.0480	3300.0	73	39825	No
55	GOM_NL__2PRFIN20091012_065839_000000442083_00192_39825_2517.N1	12-OCT-2009 06:58:39	Bright	44.000	173	4Bet Tri	3.0040	8900.0	88	39825	No
56	GOM_NL__2PRFIN20091012_070025_000000412083_00192_39825_2518.N1	12-OCT-2009 07:00:25	Bright	41.000	73	57Gam1And	2.2600	13100.	82	39825	No
57	GOM_NL__2PRFIN20091012_070351_000000342083_00192_39825_2519.N1	12-OCT-2009 07:03:51	Bright	33.500	110	37Del Cas	2.6780	8900.0	67	39825	No
58	GOM_NL__2PRFIN20091012_070550_000000412083_00192_39825_2520.N1	12-OCT-2009 07:05:50	Bright	40.500	160	23Gam Per	2.9300	4700.0	81	39825	No
59	GOM_NL__2PRFIN20091012_073049_000000282083_00192_39825_2521.N1	12-OCT-2009 07:30:49	Twilight	28.000	166	17Eps Leo	2.9800	6000.0	56	39825	No
60	GOM_NL__2PRFIN20091012_074108_000000322083_00192_39825_2522.N1	12-OCT-2009 07:41:08	Dark	31.500	48	30Alp Hya	1.9770	4100.0	63	39825	No
61	GOM_NL__2PRFIN20091012_074933_000000432083_00192_39825_2523.N1	12-OCT-2009 07:49:33	Dark	42.500	132	15Rho Pup	2.8030	6900.0	85	39825	No
62	GOM_NL__2PRFIN20091012_075248_000000372083_00192_39825_2524.N1	12-OCT-2009 07:52:48	Dark	36.500	70	Zet Pup	2.2460	39000.	73	39825	No
63	GOM_NL__2PRFIN20091012_075758_000000372083_00193_39826_2578.N1	12-OCT-2009 07:57:58	Dark	37.000	161	Tau Pup	2.9310	4500.0	74	39826	No
64	GOM_NL__2PRFIN20091012_075920_000000372083_00193_39826_2579.N1	12-OCT-2009 07:59:20	Dark	37.000	2	Alp Car	-0.73600	7000.0	74	39826	No
65	GOM_NL__2PRFIN20091012_081121_000000362083_00193_39826_2580.N1	12-OCT-2009 08:11:21	Straylight	36.000	157	The1Eri	2.9060	9300.0	72	39826	No
66	GOM_NL__2PRFIN20091012_083403_000000432083_00193_39826_2581.N1	12-OCT-2009 08:34:03	Bright	43.000	105	6Bet Ari	2.6450	8900.0	86	39826	No
67	GOM_NL__2PRFIN20091012_083715_000000362083_00193_39826_2582.N1	12-OCT-2009 08:37:15	Bright	36.000	53	43Bet And	2.0480	3300.0	72	39826	No
68	GOM_NL__2PRFIN20091012_083914_000000442083_00193_39826_2583.N1	12-OCT-2009 08:39:14	Bright	43.500	173	4Bet Tri	3.0040	8900.0	87	39826	No
69	GOM_NL__2PRFIN20091012_084101_000000412083_00193_39826_2584.N1	12-OCT-2009 08:41:01	Bright	40.500	73	57Gam1And	2.2600	13100.	81	39826	No
70	GOM_NL__2PRFIN20091012_084426_000000342083_00193_39826_2585.N1	12-OCT-2009 08:44:26	Bright	33.500	110	37Del Cas	2.6780	8900.0	67	39826	No
71	GOM_NL__2PRFIN20091012_084625_000000412083_00193_39826_2586.N1	12-OCT-2009 08:46:25	Bright	41.000	160	23Gam Per	2.9300	4700.0	82	39826	No
72	GOM_NL__2PRFIN20091012_091125_000000282083_00193_39826_2587.N1	12-OCT-2009 09:11:25	Twilight	27.500	166	17Eps Leo	2.9800	6000.0	55	39826	No
73	GOM_NL__2PRFIN20091012_092145_000000322083_00193_39826_2588.N1	12-OCT-2009 09:21:45	Dark	31.500	48	30Alp Hya	1.9770	4100.0	63	39826	No
74	GOM_NL__2PRFIN20091012_093010_000000422083_00193_39826_2589.N1	12-OCT-2009 09:30:10	Dark	42.000	132	15Rho Pup	2.8030	6900.0	84	39826	No
75	GOM_NL__2PRFIN20091012_093324_000000372083_00193_39826_2590.N1	12-OCT-2009 09:33:24	Dark	37.000	70	Zet Pup	2.2460	39000.	74	39826	No
76	GOM_NL__2PRFIN20091012_093835_000000372083_00194_39827_2588.N1	12-OCT-2009 09:38:35	Dark	37.000	161	Tau Pup	2.9310	4500.0	74	39827	No
77	GOM_NL__2PRFIN20091012_093957_000000372083_00194_39827_2589.N1	12-OCT-2009 09:39:57	Dark	37.000	2	Alp Car	-0.73600	7000.0	74	39827	No
78	GOM_NL__2PRFIN20091012_095158_000000362083_00194_39827_2590.N1	12-OCT-2009 09:51:58	Straylight	35.500	157	The1Eri	2.9060	9300.0	71	39827	No
79	GOM_NL__2PRFIN20091012_101438_000000432083_00194_39827_2591.N1	12-OCT-2009 10:14:38	Bright	42.500	105	6Bet Ari	2.6450	8900.0	85	39827	No
80	GOM_NL__2PRFIN20091012_101751_000000362083_00194_39827_2592.N1	12-OCT-2009 10:17:51	Bright	36.000	53	43Bet And	2.0480	3300.0	72	39827	No
81	GOM_NL__2PRFIN20091012_101949_000000442083_00194_39827_2593.N1	12-OCT-2009 10:19:49	Bright	43.500	173	4Bet Tri	3.0040	8900.0	87	39827	No
82	GOM_NL__2PRFIN20091012_102136_000000412083_00194_39827_2594.N1	12-OCT-2009 10:21:36	Bright	40.500	73	57Gam1And	2.2600	13100.	81	39827	No
83	GOM_NL__2PRFIN20091012_102502_000000342083_00194_39827_2595.N1	12-OCT-2009 10:25:02	Bright	33.500	110	37Del Cas	2.6780	8900.0	67	39827	No
84	GOM_NL__2PRFIN20091012_102700_000000412083_00194_39827_2596.N1	12-OCT-2009 10:27:00	Bright	41.000	160	23Gam Per	2.9300	4700.0	82	39827	No
85	GOM_NL__2PRFIN20091012_105201_000000282083_00194_39827_2597.N1	12-OCT-2009 10:52:01	Twilight	28.000	166	17Eps Leo	2.9800	6000.0	56	39827	No
86	GOM_NL__2PRFIN20091012_110221_000000322083_00194_39827_2598.N1	12-OCT-2009 11:02:21	Dark	31.500	48	30Alp Hya	1.9770	4100.0	63	39827	No
87	GOM_NL__2PRFIN20091012_111047_000000422083_00194_39827_2599.N1	12-OCT-2009 11:10:47	Dark	42.000	132	15Rho Pup	2.8030	6900.0	84	39827	No
88	GOM_NL__2PRFIN20091012_111401_000000372083_00194_39827_2600.N1	12-OCT-2009 11:14:01	Dark	36.500	70	Zet Pup	2.2460	39000.	73	39827	No
89	GOM_NL__2PRFIN20091012_111911_000000372083_00195_39828_2642.N1	12-OCT-2009 11:19:11	Dark	36.500	161	Tau Pup	2.9310	4500.0	73	39828	No
90	GOM_NL__2PRFIN20091012_112034_000000372083_00195_39828_2643.N1	12-OCT-2009 11:20:34	Dark	37.000	2	Alp Car	-0.73600	7000.0	74	39828	No
91	GOM_NL__2PRFIN20091012_113234_000000362083_00195_39828_2644.N1	12-OCT-2009 11:32:34	Straylight	36.000	157	The1Eri	2.9060	9300.0	72	39828	No
92	GOM_NL__2PRFIN20091012_115513_000000432083_00195_39828_2645.N1	12-OCT-2009 11:55:13	Bright	42.500	105	6Bet Ari	2.6450	8900.0	85	39828	No
93	GOM_NL__2PRFIN20091012_115826_000000362083_00195_39828_2646.N1	12-OCT-2009 11:58:26	Bright	35.500	53	43Bet And	2.0480	3300.0	71	39828	No
94	GOM_NL__2PRFIN20091012_120024_000000432083_00195_39828_2647.N1	12-OCT-2009 12:00:24	Bright	43.000	173	4Bet Tri	3.0040	8900.0	86	39828	No
95	GOM_NL__2PRFIN20091012_120211_000000402083_00195_39828_2648.N1	12-OCT-2009 12:02:11	Bright	40.000	73	57Gam1And	2.2600	13100.	80	39828	No
96	GOM_NL__2PRFIN20091012_120537_000000342083_00195_39828_2649.N1	12-OCT-2009 12:05:37	Bright	33.500	110	37Del Cas	2.6780	8900.0	67	39828	No
97	GOM_NL__2PRFIN20091012_120735_000000412083_00195_39828_2650.N1	12-OCT-2009 12:07:35	Bright	41.000	160	23Gam Per	2.9300	4700.0	82	39828	No
98	GOM_NL__2PRFIN20091012_123237_000000282083_00195_39828_2651.N1	12-OCT-2009 12:32:37	Twilight	28.000	166	17Eps Leo	2.9800	6000.0	56	39828	No
99	GOM_NL__2PRFIN20091012_124257_000000322083_00195_39828_2652.N1	12-OCT-2009 12:42:57	Dark	31.500	48	30Alp Hya	1.9770	4100.0	63	39828	No
100	GOM_NL__2PRFIN20091012_125124_000000422083_00195_39828_2653.N1	12-OCT-2009 12:51:24	Dark	41.500	132	15Rho Pup	2.8030	6900.0	83	39828	No
101	GOM_NL__2PRFIN20091012_125438_000000372083_00195_39828_2654.N1	12-OCT-2009 12:54:38	Dark	36.500	70	Zet Pup	2.2460	39000.	73	39828	No

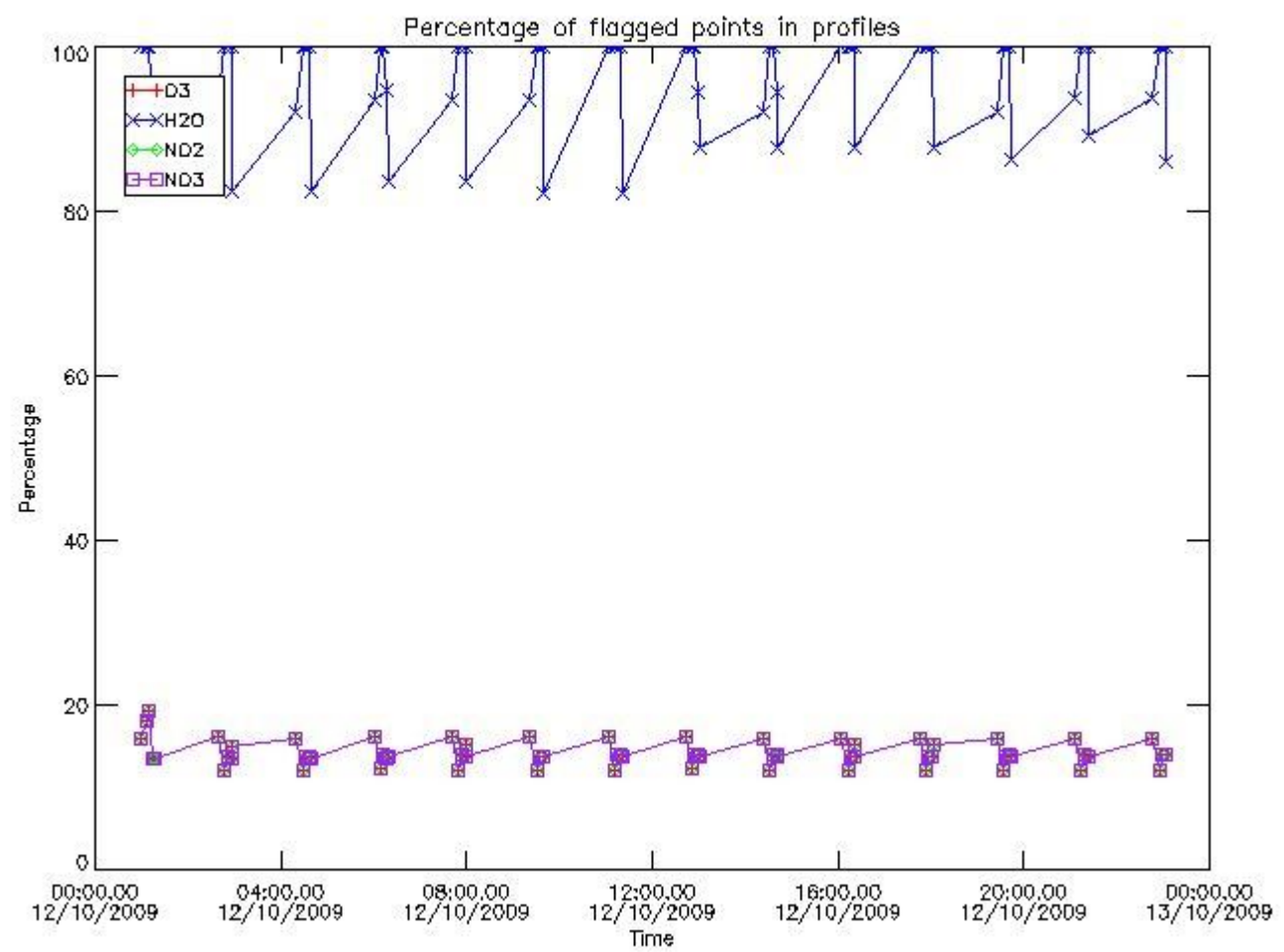
102	GOM_NL__2PRFIN20091012_125948_000000372083_00196_39829_2693.N1	12-OCT-2009 12:59:48	Dark	36.500	161	Tau Pup	2.9310	4500.0	73	39829	No
103	GOM_NL__2PRFIN20091012_130110_000000372083_00196_39829_2694.N1	12-OCT-2009 13:01:10	Dark	37.000	2	Alp Car	-0.73600	7000.0	74	39829	No
104	GOM_NL__2PRFIN20091012_131311_000000362083_00196_39829_2695.N1	12-OCT-2009 13:13:11	Straylight	35.500	157	The1Eri	2.9060	9300.0	71	39829	No
105	GOM_NL__2PRFIN20091012_133548_000000432083_00196_39829_2696.N1	12-OCT-2009 13:35:48	Bright	42.500	105	6Bet Ari	2.6450	8900.0	85	39829	No
106	GOM_NL__2PRFIN20091012_133902_000000362083_00196_39829_2697.N1	12-OCT-2009 13:39:02	Bright	35.500	53	43Bet And	2.0480	3300.0	71	39829	No
107	GOM_NL__2PRFIN20091012_134059_000000432083_00196_39829_2698.N1	12-OCT-2009 13:40:59	Bright	43.000	173	4Bet Tri	3.0040	8900.0	86	39829	No
108	GOM_NL__2PRFIN20091012_134246_000000412083_00196_39829_2699.N1	12-OCT-2009 13:42:46	Bright	40.500	73	57Gam1And	2.2600	13100.	81	39829	No
109	GOM_NL__2PRFIN20091012_134613_000000342083_00196_39829_2700.N1	12-OCT-2009 13:46:13	Bright	33.500	110	37Del Cas	2.6780	8900.0	67	39829	No
110	GOM_NL__2PRFIN20091012_141313_000000282083_00196_39829_2701.N1	12-OCT-2009 14:13:13	Tw_i_and_stray	28.000	166	17Eps Leo	2.9800	6000.0	56	39829	No
111	GOM_NL__2PRFIN20091012_142334_000000322083_00196_39829_2702.N1	12-OCT-2009 14:23:34	Dark	32.000	48	30Alp Hya	1.9770	4100.0	64	39829	No
112	GOM_NL__2PRFIN20091012_143201_000000422083_00196_39829_2703.N1	12-OCT-2009 14:32:01	Dark	42.000	132	15Rho Pup	2.8030	6900.0	84	39829	No
113	GOM_NL__2PRFIN20091012_143515_000000372083_00196_39829_2704.N1	12-OCT-2009 14:35:15	Dark	36.500	70	Zet Pup	2.2460	39000.	73	39829	No
114	GOM_NL__2PRFIN20091012_144025_000000372083_00197_39830_2723.N1	12-OCT-2009 14:40:25	Dark	36.500	161	Tau Pup	2.9310	4500.0	73	39830	No
115	GOM_NL__2PRFIN20091012_144147_000000372083_00197_39830_2724.N1	12-OCT-2009 14:41:47	Dark	37.000	2	Alp Car	-0.73600	7000.0	74	39830	No
116	GOM_NL__2PRFIN20091012_145347_000000362083_00197_39830_2725.N1	12-OCT-2009 14:53:47	Straylight	35.500	157	The1Eri	2.9060	9300.0	71	39830	No
117	GOM_NL__2PRFIN20091012_151624_000000432083_00197_39830_2726.N1	12-OCT-2009 15:16:24	Bright	42.500	105	6Bet Ari	2.6450	8900.0	85	39830	No
118	GOM_NL__2PRFIN20091012_151937_000000362083_00197_39830_2727.N1	12-OCT-2009 15:19:37	Bright	35.500	53	43Bet And	2.0480	3300.0	71	39830	No
119	GOM_NL__2PRFIN20091012_152134_000000442083_00197_39830_2728.N1	12-OCT-2009 15:21:34	Bright	43.500	173	4Bet Tri	3.0040	8900.0	87	39830	No
120	GOM_NL__2PRFIN20091012_152321_000000412083_00197_39830_2729.N1	12-OCT-2009 15:23:21	Bright	40.500	73	57Gam1And	2.2600	13100.	81	39830	No
121	GOM_NL__2PRFIN20091012_152648_000000342083_00197_39830_2730.N1	12-OCT-2009 15:26:48	Bright	33.500	110	37Del Cas	2.6780	8900.0	67	39830	No
122	GOM_NL__2PRFIN20091012_152845_000000412083_00197_39830_2731.N1	12-OCT-2009 15:28:45	Bright	41.000	160	23Gam Per	2.9300	4700.0	82	39830	No
123	GOM_NL__2PRFIN20091012_155349_000000292083_00197_39830_2732.N1	12-OCT-2009 15:53:49	Tw_i_and_stray	28.500	166	17Eps Leo	2.9800	6000.0	57	39830	No
124	GOM_NL__2PRFIN20091012_160410_000000322083_00197_39830_2733.N1	12-OCT-2009 16:04:10	Dark	32.000	48	30Alp Hya	1.9770	4100.0	64	39830	No
125	GOM_NL__2PRFIN20091012_161238_000000432083_00197_39830_2734.N1	12-OCT-2009 16:12:38	Dark	42.500	132	15Rho Pup	2.8030	6900.0	85	39830	No
126	GOM_NL__2PRFIN20091012_161552_000000372083_00197_39830_2735.N1	12-OCT-2009 16:15:52	Dark	37.000	70	Zet Pup	2.2460	39000.	74	39830	No
127	GOM_NL__2PRFIN20091012_162102_000000372083_00198_39831_2732.N1	12-OCT-2009 16:21:02	Dark	37.000	161	Tau Pup	2.9310	4500.0	74	39831	No
128	GOM_NL__2PRFIN20091012_162224_000000372083_00198_39831_2733.N1	12-OCT-2009 16:22:24	Dark	37.000	2	Alp Car	-0.73600	7000.0	74	39831	No
129	GOM_NL__2PRFIN20091012_163424_000000362083_00198_39831_2734.N1	12-OCT-2009 16:34:24	Straylight	36.000	157	The1Eri	2.9060	9300.0	72	39831	No
130	GOM_NL__2PRFIN20091012_165659_000000432083_00198_39831_2735.N1	12-OCT-2009 16:56:59	Bright	42.500	105	6Bet Ari	2.6450	8900.0	85	39831	No
131	GOM_NL__2PRFIN20091012_170013_000000362083_00198_39831_2736.N1	12-OCT-2009 17:00:13	Bright	36.000	53	43Bet And	2.0480	3300.0	72	39831	No
132	GOM_NL__2PRFIN20091012_170209_000000442083_00198_39831_2737.N1	12-OCT-2009 17:02:09	Bright	43.500	173	4Bet Tri	3.0040	8900.0	87	39831	No
133	GOM_NL__2PRFIN20091012_170356_000000412083_00198_39831_2738.N1	12-OCT-2009 17:03:56	Bright	40.500	73	57Gam1And	2.2600	13100.	81	39831	No
134	GOM_NL__2PRFIN20091012_170724_000000342083_00198_39831_2739.N1	12-OCT-2009 17:07:24	Bright	33.500	110	37Del Cas	2.6780	8900.0	67	39831	No
135	GOM_NL__2PRFIN20091012_170921_000000412083_00198_39831_2740.N1	12-OCT-2009 17:09:21	Bright	41.000	160	23Gam Per	2.9300	4700.0	82	39831	No
136	GOM_NL__2PRFIN20091012_173426_000000292083_00198_39831_2741.N1	12-OCT-2009 17:34:26	Tw_i_and_stray	28.500	166	17Eps Leo	2.9800	6000.0	57	39831	No
137	GOM_NL__2PRFIN20091012_174447_000000322083_00198_39831_2742.N1	12-OCT-2009 17:44:47	Dark	32.000	48	30Alp Hya	1.9770	4100.0	64	39831	No
138	GOM_NL__2PRFIN20091012_175316_000000422083_00198_39831_2743.N1	12-OCT-2009 17:53:16	Dark	42.000	132	15Rho Pup	2.8030	6900.0	84	39831	No
139	GOM_NL__2PRFIN20091012_175629_000000372083_00198_39831_2744.N1	12-OCT-2009 17:56:29	Dark	37.000	70	Zet Pup	2.2460	39000.	74	39831	No
140	GOM_NL__2PRFIN20091012_180139_000000372083_00199_39832_2741.N1	12-OCT-2009 18:01:39	Dark	37.000	161	Tau Pup	2.9310	4500.0	74	39832	No
141	GOM_NL__2PRFIN20091012_180301_000000372083_00199_39832_2742.N1	12-OCT-2009 18:03:01	Dark	37.000	2	Alp Car	-0.73600	7000.0	74	39832	No
142	GOM_NL__2PRFIN20091012_181500_000000372083_00199_39832_2743.N1	12-OCT-2009 18:15:00	Straylight	36.500	157	The1Eri	2.9060	9300.0	73	39832	No
143	GOM_NL__2PRFIN20091012_183734_000000432083_00199_39832_2744.N1	12-OCT-2009 18:37:34	Bright	42.500	105	6Bet Ari	2.6450	8900.0	85	39832	No
144	GOM_NL__2PRFIN20091012_184048_000000362083_00199_39832_2745.N1	12-OCT-2009 18:40:48	Bright	36.000	53	43Bet And	2.0480	3300.0	72	39832	No
145	GOM_NL__2PRFIN20091012_184244_000000442083_00199_39832_2746.N1	12-OCT-2009 18:42:44	Bright	44.000	173	4Bet Tri	3.0040	8900.0	88	39832	No
146	GOM_NL__2PRFIN20091012_184432_000000412083_00199_39832_2747.N1	12-OCT-2009 18:44:32	Bright	41.000	73	57Gam1And	2.2600	13100.	82	39832	No
147	GOM_NL__2PRFIN20091012_184759_000000342083_00199_39832_2748.N1	12-OCT-2009 18:47:59	Bright	34.000	110	37Del Cas	2.6780	8900.0	68	39832	No
148	GOM_NL__2PRFIN20091012_184956_000000412083_00199_39832_2749.N1	12-OCT-2009 18:49:56	Bright	41.000	160	23Gam Per	2.9300	4700.0	82	39832	No
149	GOM_NL__2PRFIN20091012_191502_000000292083_00199_39832_2750.N1	12-OCT-2009 19:15:02	Tw_i_and_stray	28.500	166	17Eps Leo	2.9800	6000.0	57	39832	No
150	GOM_NL__2PRFIN20091012_192524_000000322083_00199_39832_2751.N1	12-OCT-2009 19:25:24	Dark	32.000	48	30Alp Hya	1.9770	4100.0	64	39832	No
151	GOM_NL__2PRFIN20091012_193353_000000422083_00199_39832_2752.N1	12-OCT-2009 19:33:53	Dark	42.000	132	15Rho Pup	2.8030	6900.0	84	39832	No
152	GOM_NL__2PRFIN20091012_193705_000000372083_00199_39832_2753.N1	12-OCT-2009 19:37:05	Dark	37.000	70	Zet Pup	2.2460	39000.	74	39832	No
153	GOM_NL__2PRFIN20091012_194215_000000372083_00200_39833_2750.N1	12-OCT-2009 19:42:15	Dark	36.500	161	Tau Pup	2.9310	4500.0	73	39833	No
154	GOM_NL__2PRFIN20091012_194337_000000372083_00200_39833_2751.N1	12-OCT-2009 19:43:37	Dark	37.000	2	Alp Car	-0.73600	7000.0	74	39833	No
155	GOM_NL__2PRFIN20091012_195536_000000372083_00200_39833_2752.N1	12-OCT-2009 19:55:36	Straylight	36.500	157	The1Eri	2.9060	9300.0	73	39833	No
156	GOM_NL__2PRFIN20091012_201810_000000422083_00200_39833_2753.N1	12-OCT-2009 20:18:10	Bright	42.000	105	6Bet Ari	2.6450	8900.0	84	39833	No
157	GOM_NL__2PRFIN20091012_202124_000000362083_00200_39833_2754.N1	12-OCT-2009 20:21:24	Bright	36.000	53	43Bet And	2.0480	3300.0	72	39833	No
158	GOM_NL__2PRFIN20091012_202320_000000442083_00200_39833_2755.N1	12-OCT-2009 20:23:20	Bright	43.500	173	4Bet Tri	3.0040	8900.0	87	39833	No
159	GOM_NL__2PRFIN20091012_202507_000000412083_00200_39833_2756.N1	12-OCT-2009 20:25:07	Bright	40.500	73	57Gam1And	2.2600	13100.	81	39833	No
160	GOM_NL__2PRFIN20091012_202835_000000342083_00200_39833_2757.N1	12-OCT-2009 20:28:35	Bright	33.500	110	37Del Cas	2.6780	8900.0	67	39833	No

161	GOM_NL__2PRFIN20091012_203031_000000412083_00200_39833_2758.N1	12-OCT-2009 20:30:31	Bright	40.500	160	23Gam Per	2.9300	4700.0	81	39833	No
162	GOM_NL__2PRFIN20091012_205538_000000282083_00200_39833_2759.N1	12-OCT-2009 20:55:38	Twilight	28.000	166	17Eps Leo	2.9800	6000.0	56	39833	No
163	GOM_NL__2PRFIN20091012_210600_000000322083_00200_39833_2760.N1	12-OCT-2009 21:06:00	Dark	32.000	48	30Alp Hya	1.9770	4100.0	64	39833	No
164	GOM_NL__2PRFIN20091012_211430_000000422083_00200_39833_2761.N1	12-OCT-2009 21:14:30	Dark	42.000	132	15Rho Pup	2.8030	6900.0	84	39833	No
165	GOM_NL__2PRFIN20091012_211742_000000372083_00200_39833_2762.N1	12-OCT-2009 21:17:42	Dark	36.500	70	Zet Pup	2.2460	39000.	73	39833	No
166	GOM_NL__2PRFIN20091012_212252_000000372083_00201_39834_2779.N1	12-OCT-2009 21:22:52	Dark	37.000	161	Tau Pup	2.9310	4500.0	74	39834	No
167	GOM_NL__2PRFIN20091012_212414_000000372083_00201_39834_2780.N1	12-OCT-2009 21:24:14	Dark	37.000	2	Alp Car	-0.73600	7000.0	74	39834	No
168	GOM_NL__2PRFIN20091012_213613_000000362083_00201_39834_2781.N1	12-OCT-2009 21:36:13	Straylight	36.000	157	The1Eri	2.9060	9300.0	72	39834	No
169	GOM_NL__2PRFIN20091012_215845_000000432083_00201_39834_2782.N1	12-OCT-2009 21:58:45	Bright	42.500	105	6Bet Ari	2.6450	8900.0	85	39834	No
170	GOM_NL__2PRFIN20091012_220159_000000362083_00201_39834_2783.N1	12-OCT-2009 22:01:59	Bright	36.000	53	43Bet And	2.0480	3300.0	72	39834	No
171	GOM_NL__2PRFIN20091012_220354_000000442083_00201_39834_2784.N1	12-OCT-2009 22:03:54	Bright	43.500	173	4Bet Tri	3.0040	8900.0	87	39834	No
172	GOM_NL__2PRFIN20091012_220542_000000412083_00201_39834_2785.N1	12-OCT-2009 22:05:42	Bright	40.500	73	57Gam1And	2.2600	13100.	81	39834	No
173	GOM_NL__2PRFIN20091012_220911_000000342083_00201_39834_2786.N1	12-OCT-2009 22:09:11	Bright	33.500	110	37Del Cas	2.6780	8900.0	67	39834	No
174	GOM_NL__2PRFIN20091012_221106_000000412083_00201_39834_2787.N1	12-OCT-2009 22:11:06	Bright	41.000	160	23Gam Per	2.9300	4700.0	82	39834	No
175	GOM_NL__2PRFIN20091012_223614_000000282083_00201_39834_2788.N1	12-OCT-2009 22:36:14	Twilight	28.000	166	17Eps Leo	2.9800	6000.0	56	39834	No
176	GOM_NL__2PRFIN20091012_224637_000000322083_00201_39834_2789.N1	12-OCT-2009 22:46:37	Dark	31.500	48	30Alp Hya	1.9770	4100.0	63	39834	No
177	GOM_NL__2PRFIN20091012_225507_000000432083_00201_39834_2790.N1	12-OCT-2009 22:55:07	Dark	42.500	132	15Rho Pup	2.8030	6900.0	85	39834	No
178	GOM_NL__2PRFIN20091012_225819_000000372083_00201_39834_2791.N1	12-OCT-2009 22:58:19	Dark	36.500	70	Zet Pup	2.2460	39000.	73	39834	No
179	GOM_NL__2PRFIN20091012_230329_000000372083_00202_39835_2788.N1	12-OCT-2009 23:03:29	Dark	36.500	161	Tau Pup	2.9310	4500.0	73	39835	No
180	GOM_NL__2PRFIN20091012_230451_000000372083_00202_39835_2789.N1	12-OCT-2009 23:04:51	Dark	36.500	2	Alp Car	-0.73600	7000.0	73	39835	No
181	GOM_NL__2PRFIN20091012_231650_000000362083_00202_39835_2790.N1	12-OCT-2009 23:16:50	Straylight	36.000	157	The1Eri	2.9060	9300.0	72	39835	No
182	GOM_NL__2PRFIN20091012_233920_000000422083_00202_39835_2791.N1	12-OCT-2009 23:39:20	Bright	42.000	105	6Bet Ari	2.6450	8900.0	84	39835	No
183	GOM_NL__2PRFIN20091012_234235_000000362083_00202_39835_2792.N1	12-OCT-2009 23:42:35	Bright	35.500	53	43Bet And	2.0480	3300.0	71	39835	No
184	GOM_NL__2PRFIN20091012_234429_000000432083_00202_39835_2793.N1	12-OCT-2009 23:44:29	Bright	43.000	173	4Bet Tri	3.0040	8900.0	86	39835	No
185	GOM_NL__2PRFIN20091012_234617_000000402083_00202_39835_2794.N1	12-OCT-2009 23:46:17	Bright	40.000	73	57Gam1And	2.2600	13100.	80	39835	No
186	GOM_NL__2PRFIN20091012_234946_000000342083_00202_39835_2795.N1	12-OCT-2009 23:49:46	Bright	33.500	110	37Del Cas	2.6780	8900.0	67	39835	No
187	GOM_NL__2PRFIN20091012_235141_000000412083_00202_39835_2796.N1	12-OCT-2009 23:51:41	Bright	41.000	160	23Gam Per	2.9300	4700.0	82	39835	No

### 3. Quality information per product

In this section it is plotted some information contained in the Quality Summary data set of the level 2 products. Only products in dark limb conditions and without errors (error flag in the MPH set to "0") are used.

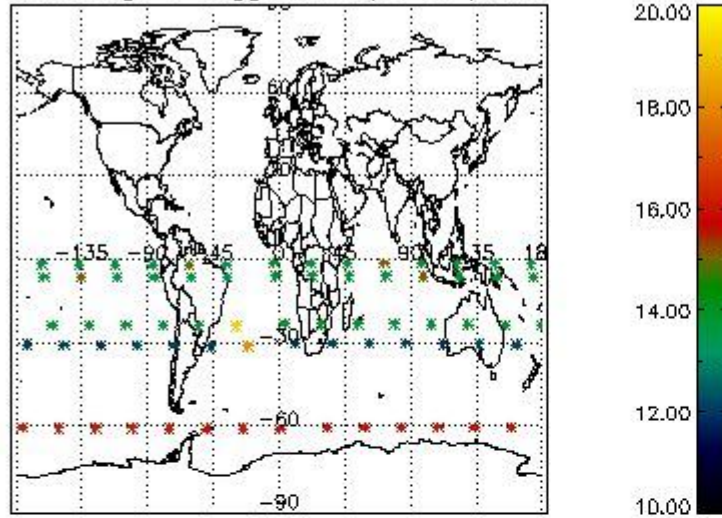
#### 3.1 Plot quality information per product (time dependant)



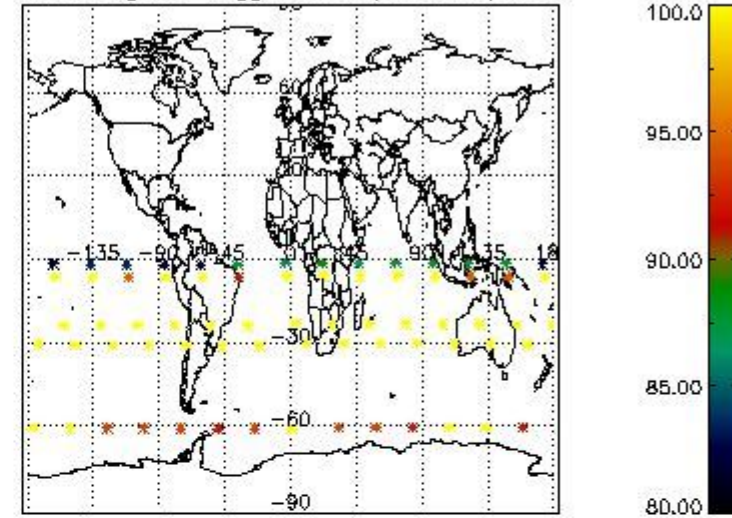
*3.2 Plot quality information per product (world map)*



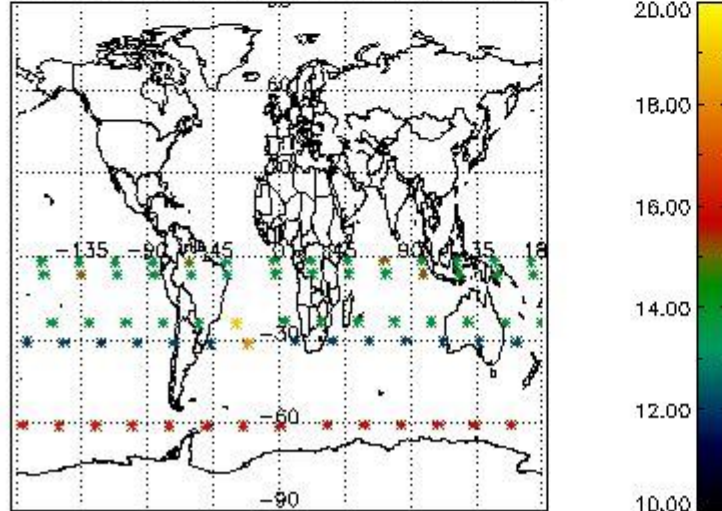
Percentage of flagged data per O3 profile



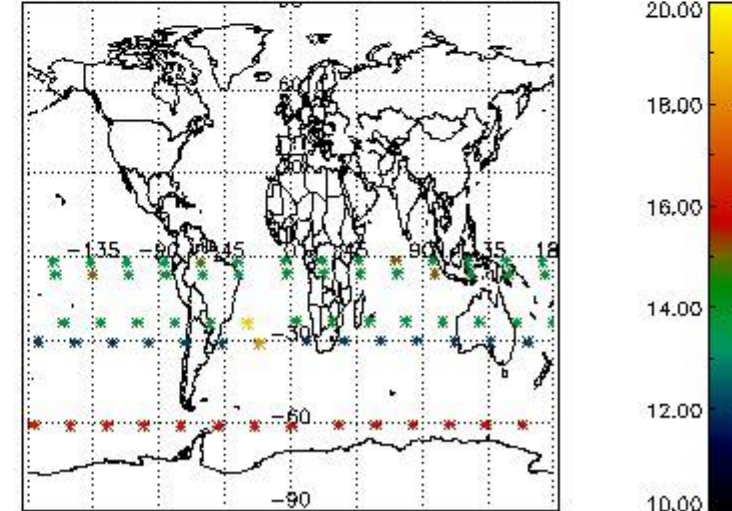
Percentage of flagged data per H2O profile



Percentage of flagged data per NO2 profile



Percentage of flagged data per NO3 profile

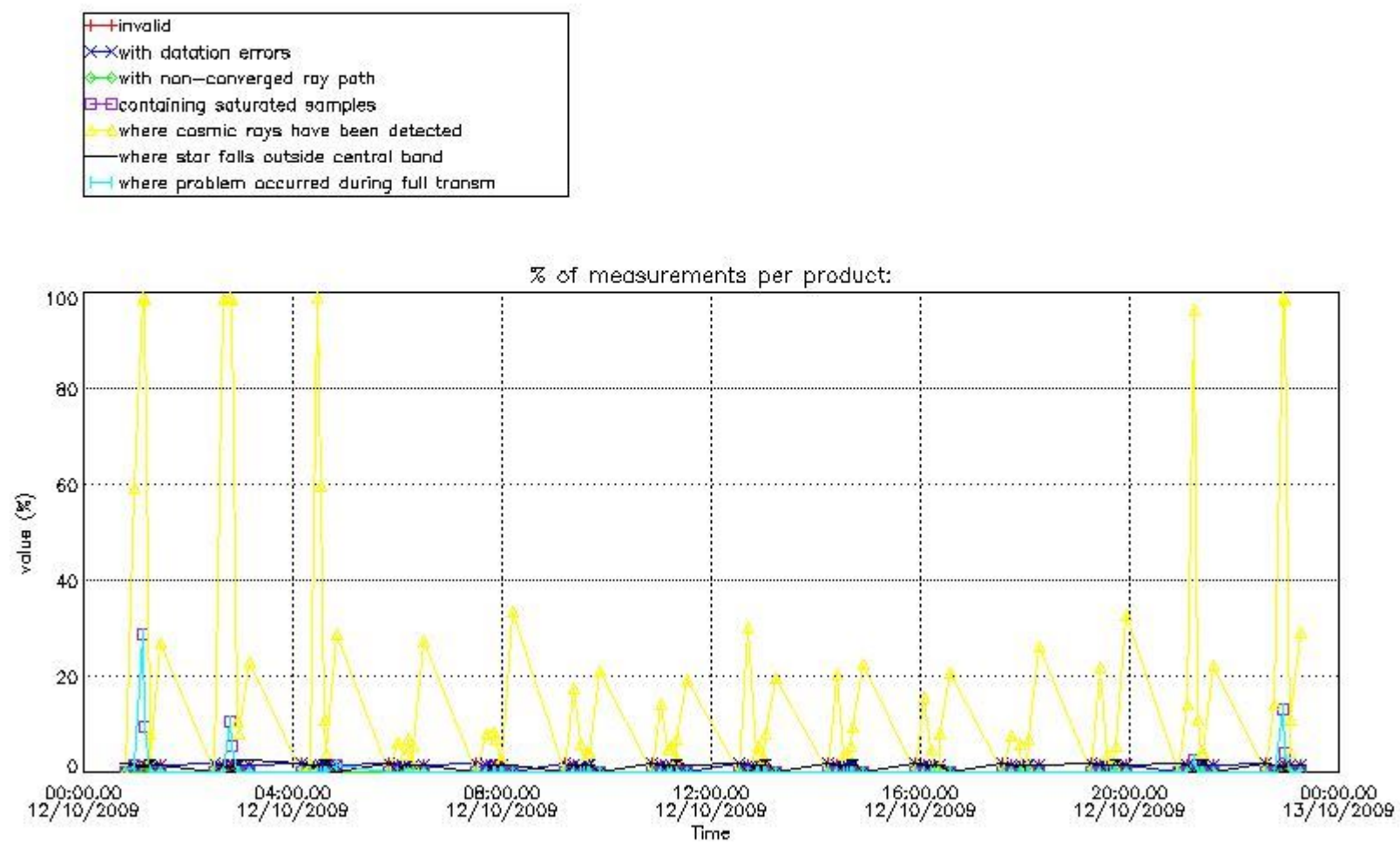


#### 4. Level 1 quality information per product

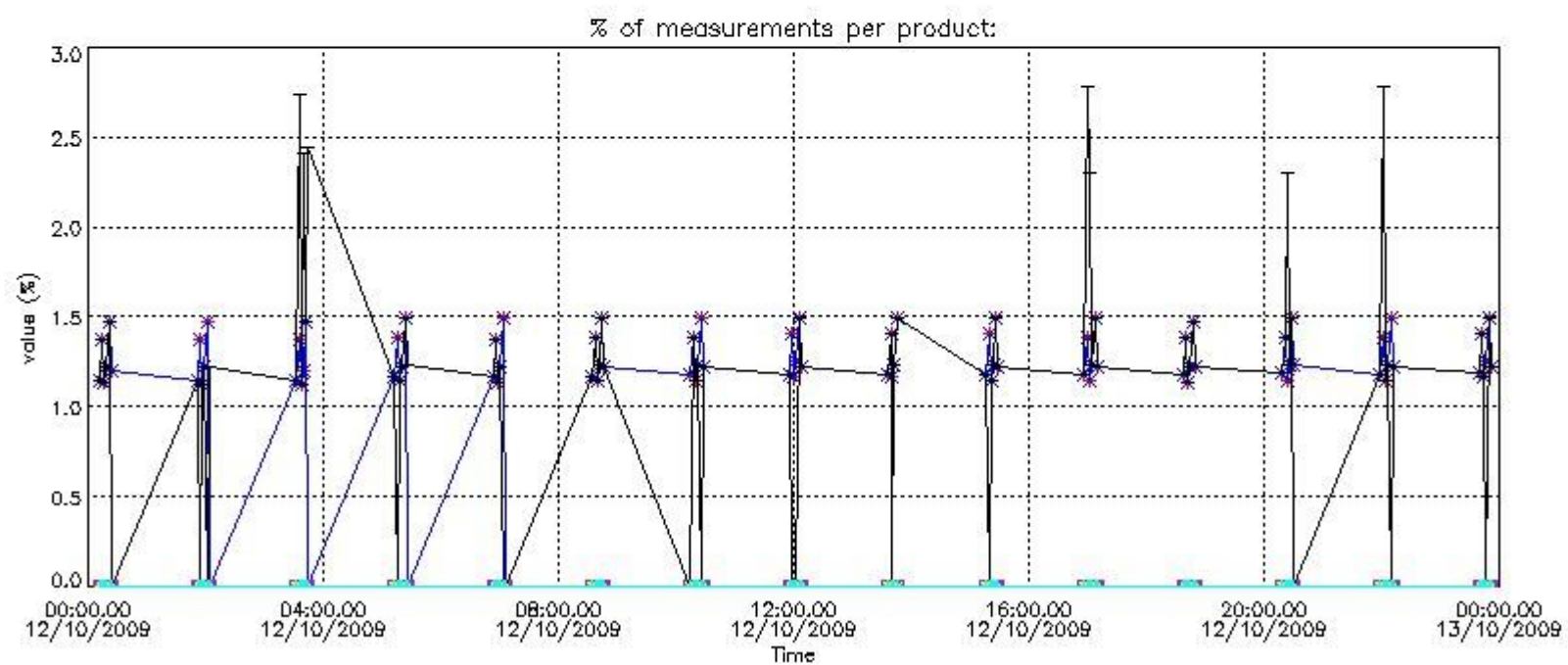
In this section it is plotted some information contained in the Quality Summary data set of the level 2 products that comes from the level 1b processing. Products without errors (error flag in the MPH set to "0") are used.

##### 4.1 Plot quality information per product (time dependant) coming from level 1b processing

##### 4.1.1 Plot level 1 quality information per product (time dependant): ENVISAT ASCENDING passes

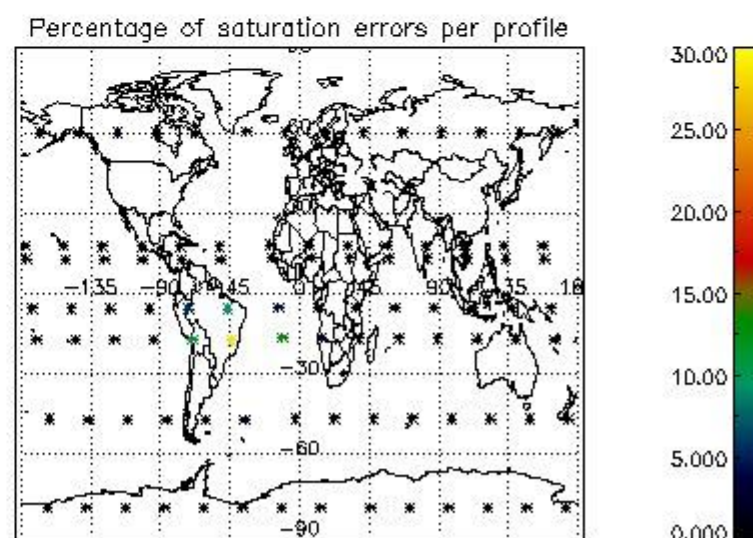
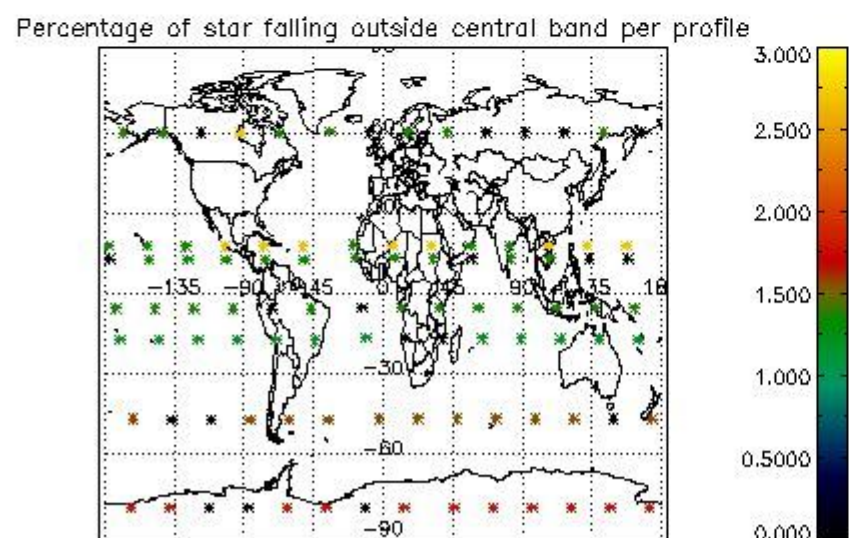
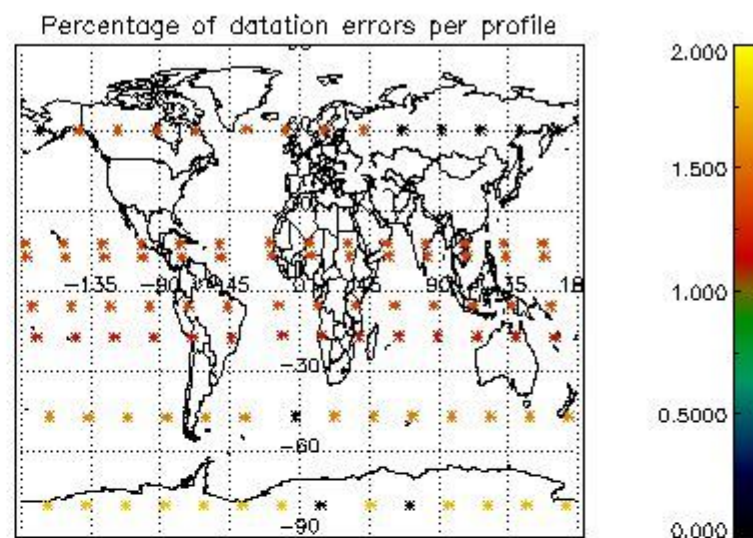
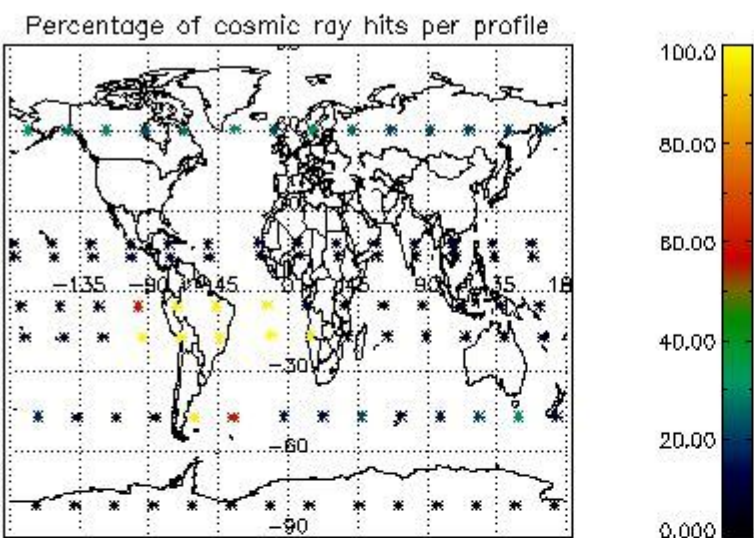


4.1.2 Plot level 1 quality information per product (time dependant): ENVI SAT DESCENDING passes



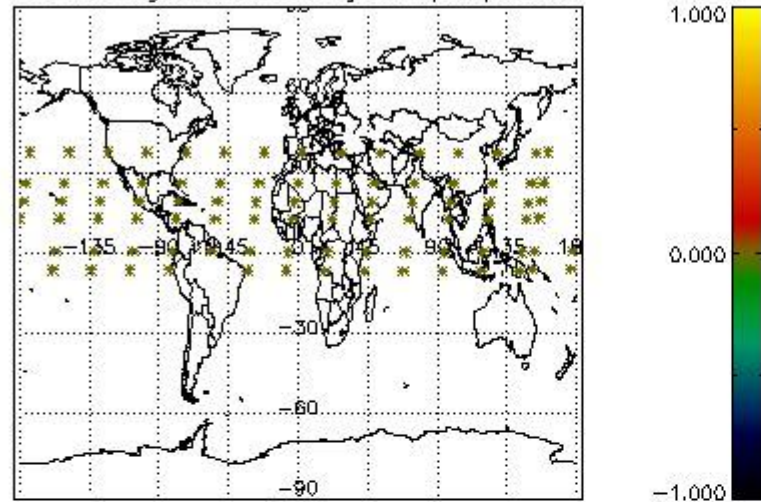
4.2 Plot quality information per product coming from level 1b processing (world map)

4.2.1 Plot level 1 quality information per product (world map): ENVISAT ASCENDING passes

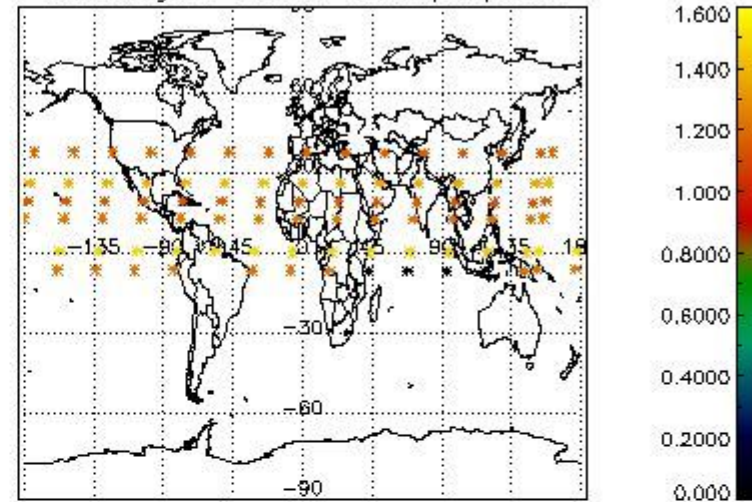


4.2.2 Plot level 1 quality information per product (world map): ENVISAT DESCENDING passes

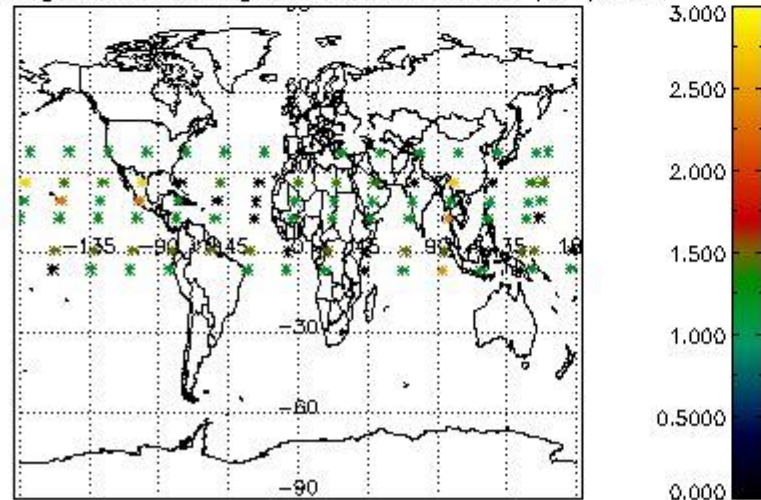
Percentage of cosmic ray hits per profile



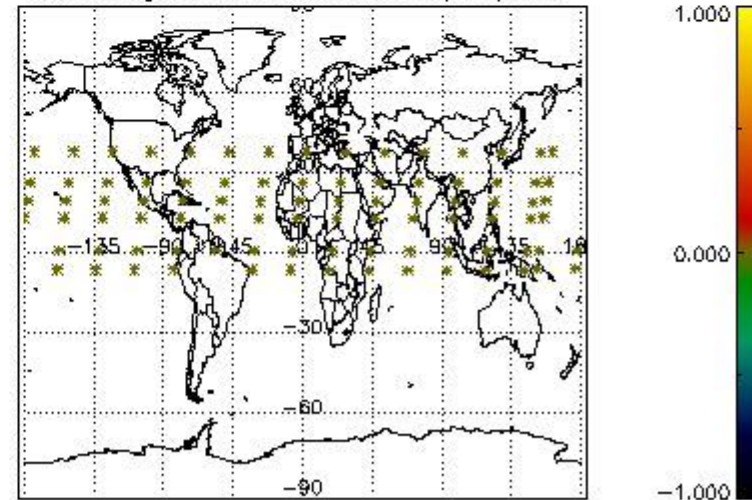
Percentage of datation errors per profile



Percentage of star falling outside central band per profile



Percentage of saturation errors per profile



## 5. Trace gas profiles

### 5.1 Ozone statistics based on quality of products

The final quality of the products can be "measured" using the STD (Standard Deviation) attached to every point profile. This information is written to the parameter GOM\_NL\_\_2P/NL\_LOCAL\_SPECIES\_DENSITY/o3\_std of the level 2 products. The table below shows the statistics for given STD ranges.

The statistics are given with respect to the overall valid production:

- Products without fatal errors: GOM\_NL\_\_2P/MPH/PRODUCT\_ERR=0
- Valid point profile: GOM\_NL\_\_2P/NL\_LOCAL\_SPECIES\_DENSITY/pcd(0)=0

The 'Criteria' is applied to valid points of dark limb products:

- Products in dark limb illumination condition: GOM\_NL\_\_2P/NL\_SUMMARY\_QUALITY/obs\_ill\_cond=0
- Products without fatal errors: GOM\_NL\_\_2P/MPH/PRODUCT\_ERR=0
- Valid point profile: GOM\_NL\_\_2P/NL\_LOCAL\_SPECIES\_DENSITY/pcd(0)=0

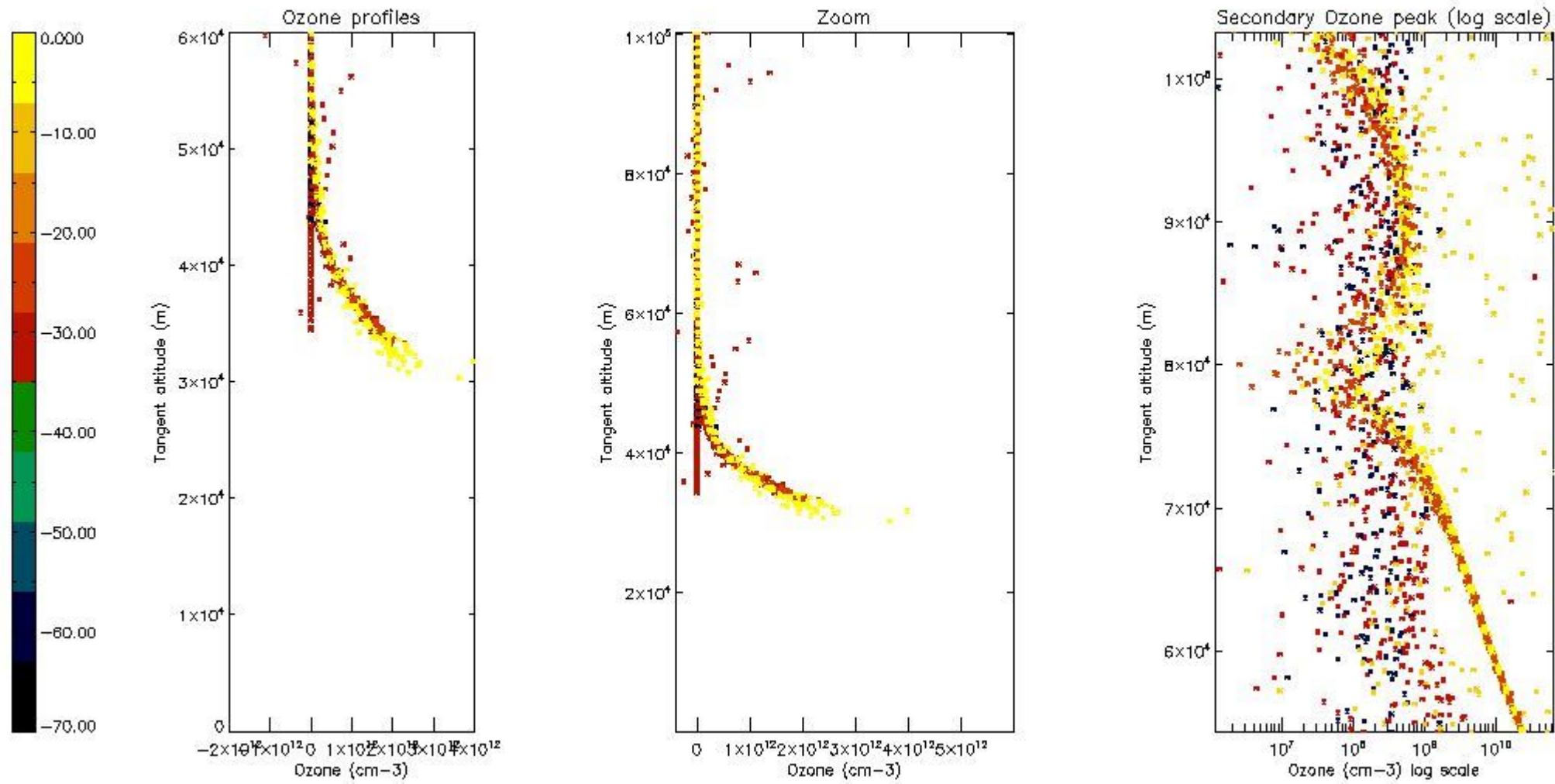
So, the table below shows the percentage of dark limb and valid observations for each criteria with respect to the overall valid daily observations.

Criteria	% of total production
All STD	37
STD < 20	12

STD < 10	10
STD < 5	8

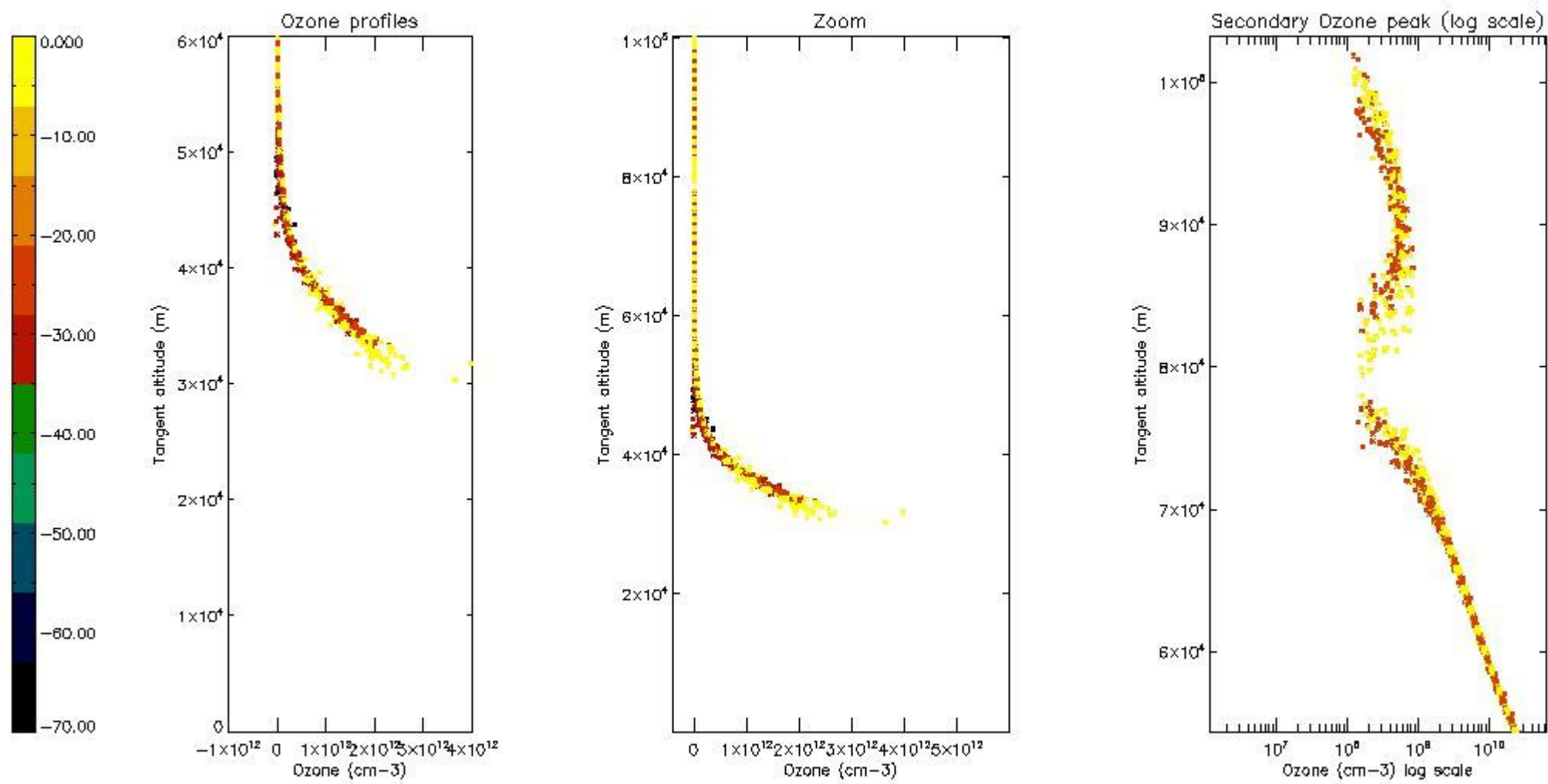
5.2 Plot ozone profiles for all STD (dark without errors)

The colorbar represents the latitude.



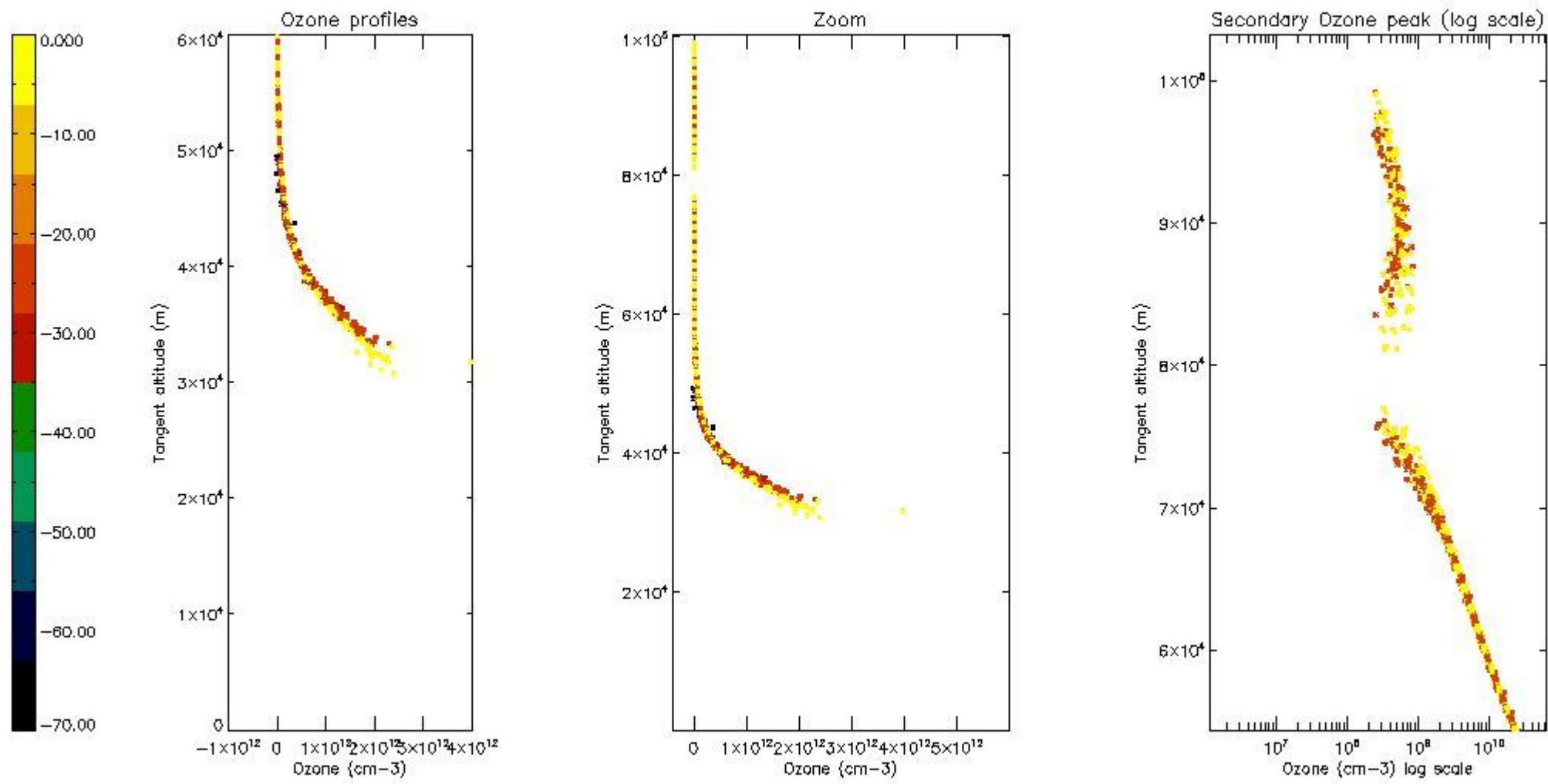
5.3 Plot ozone profiles where STD < 20% (dark without errors)

The colorbar represents the latitude.



*5.4 Plot ozone profiles where STD < 10% (dark without errors)*

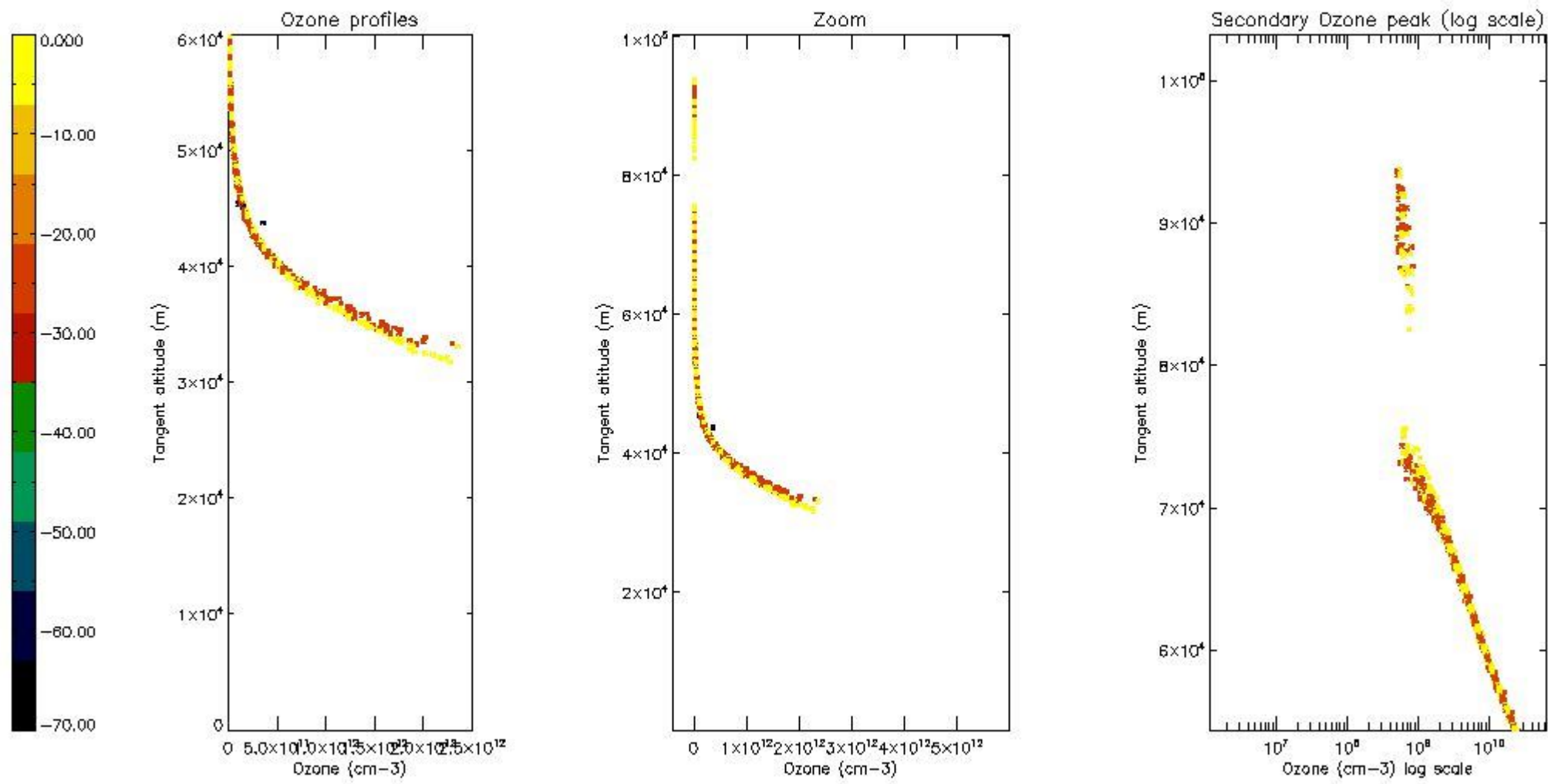
The colorbar represents the latitude.



*5.5 Plot ozone profiles where STD < 5% (dark without errors)*

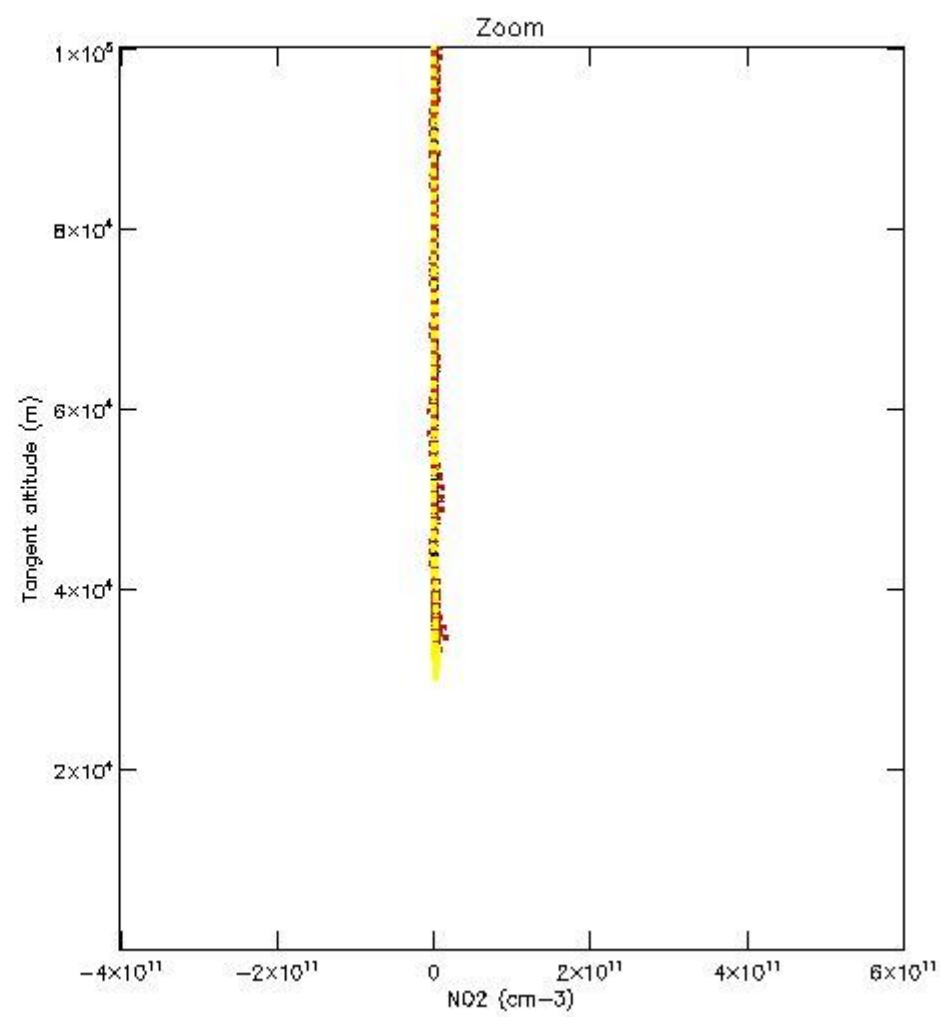
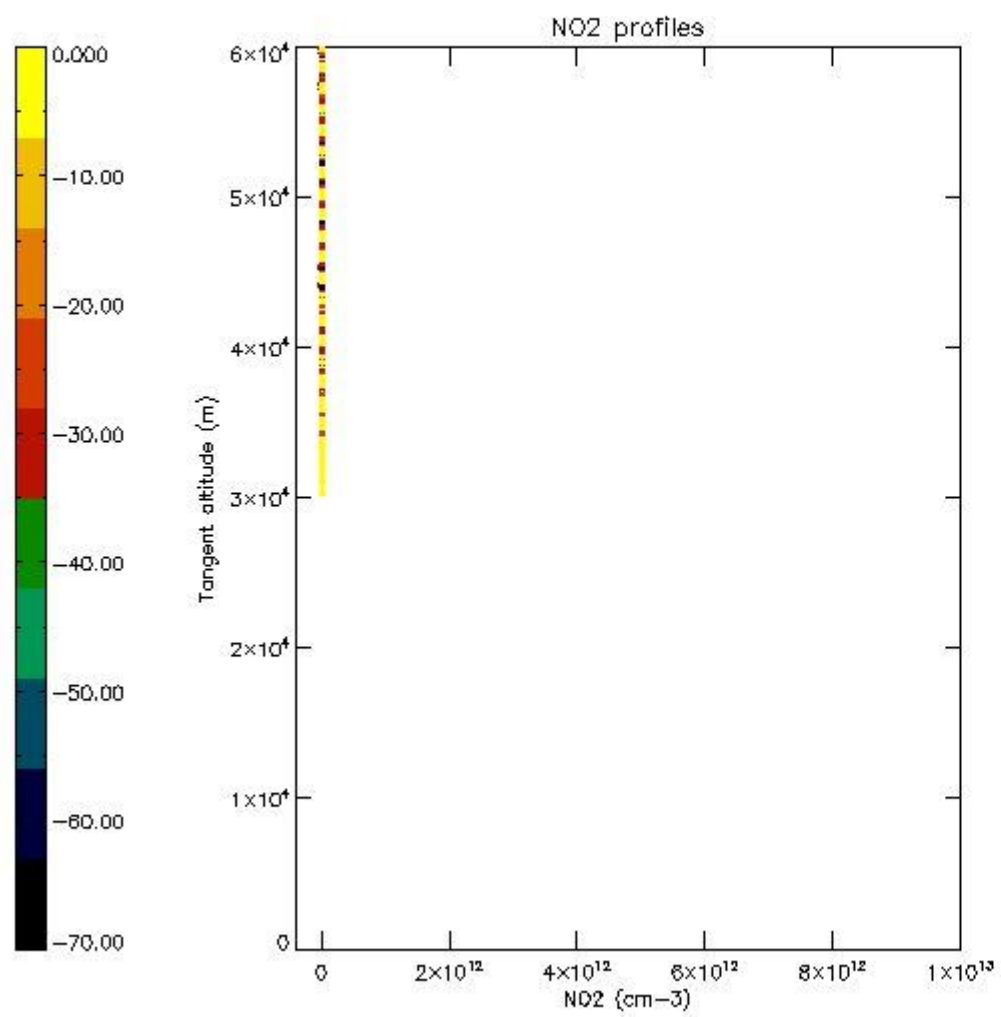
The colorbar represents the latitude.





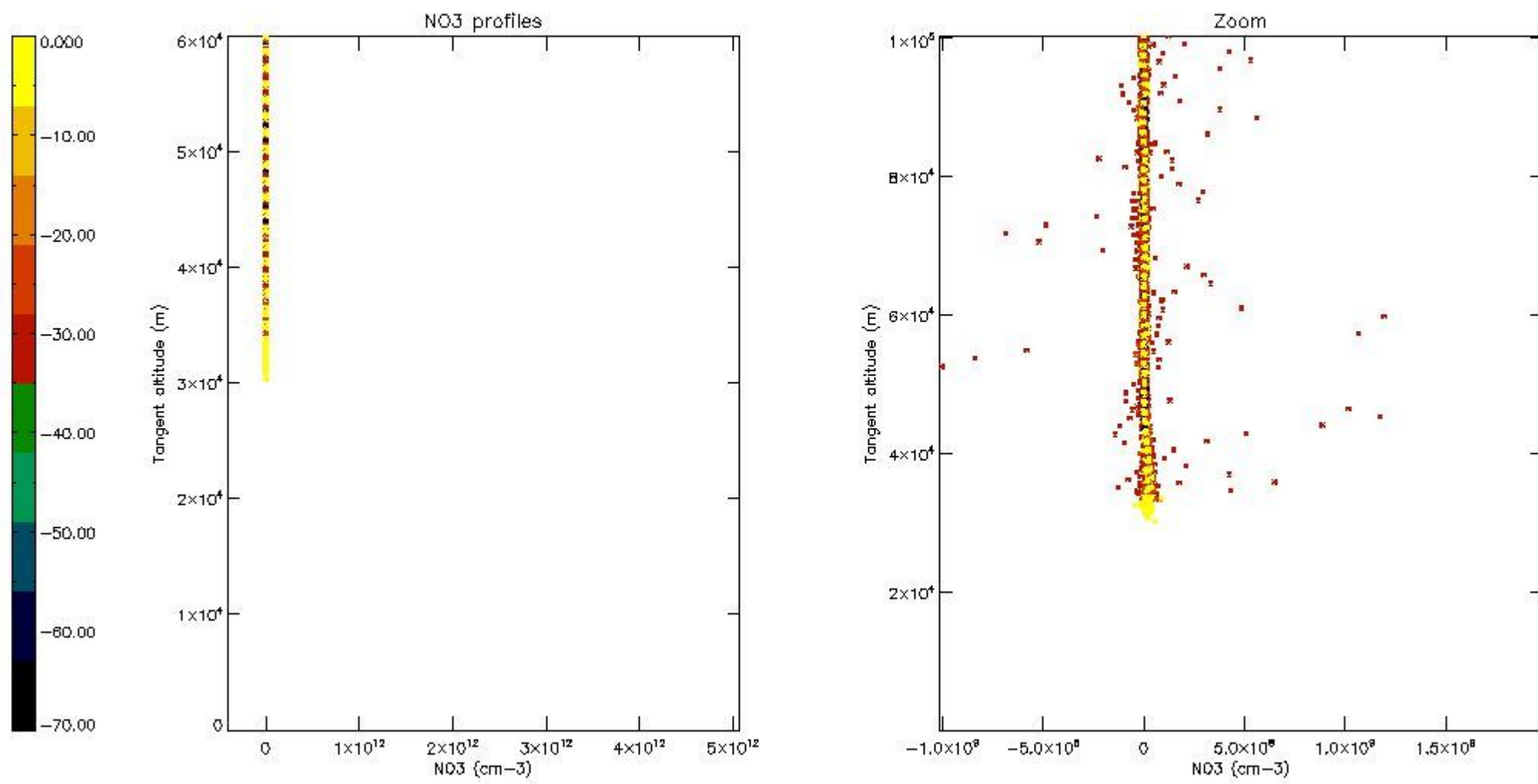
*5.6 Plot NO<sub>2</sub> profiles for all STD (dark without errors)*

The colorbar represents the latitude.



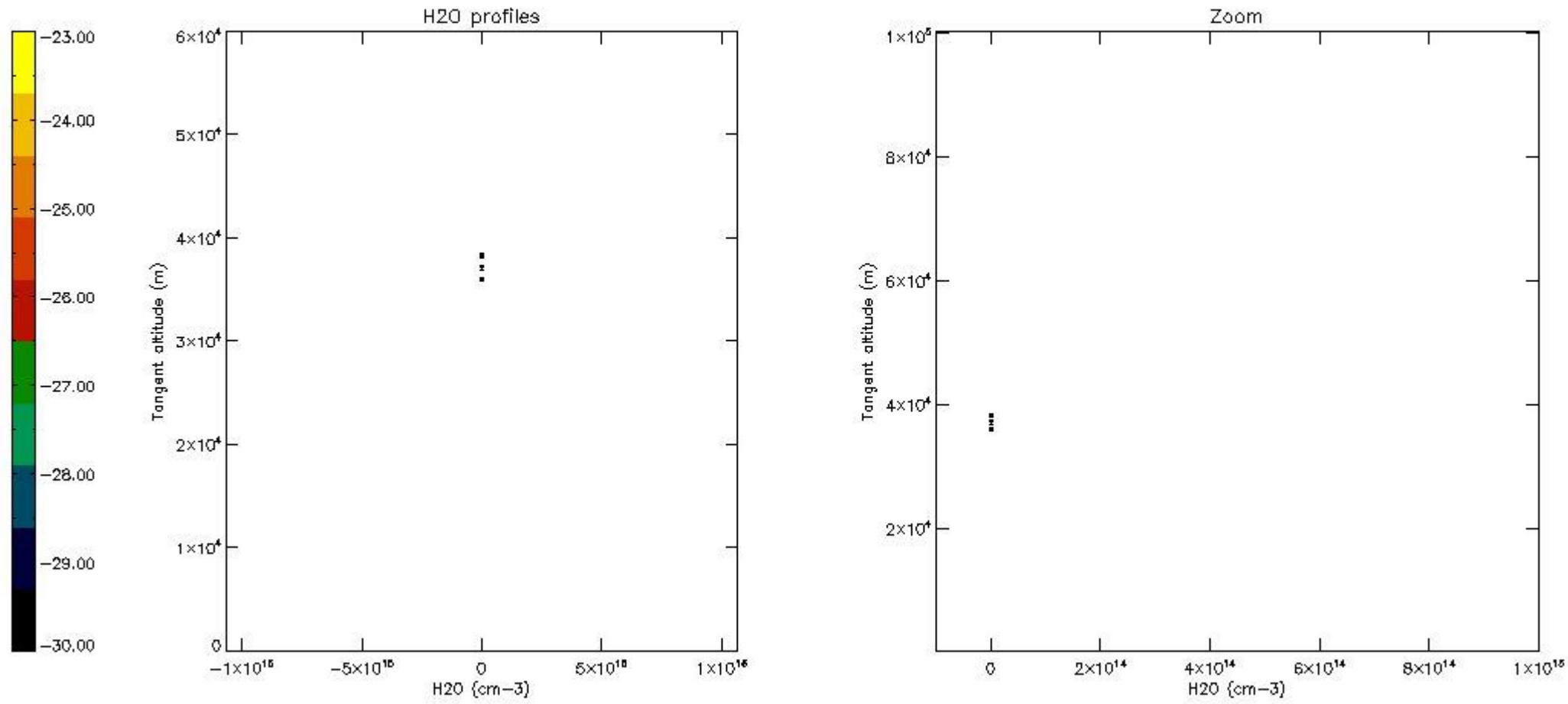
*5.7 Plot NO3 profiles for all STD (dark without errors)*

The colorbar represents the latitude.



5.8 Plot H<sub>2</sub>O profiles for all STD (only for occultations of stars 1,2,3,4,13,14,16,26,63 dark without errors)

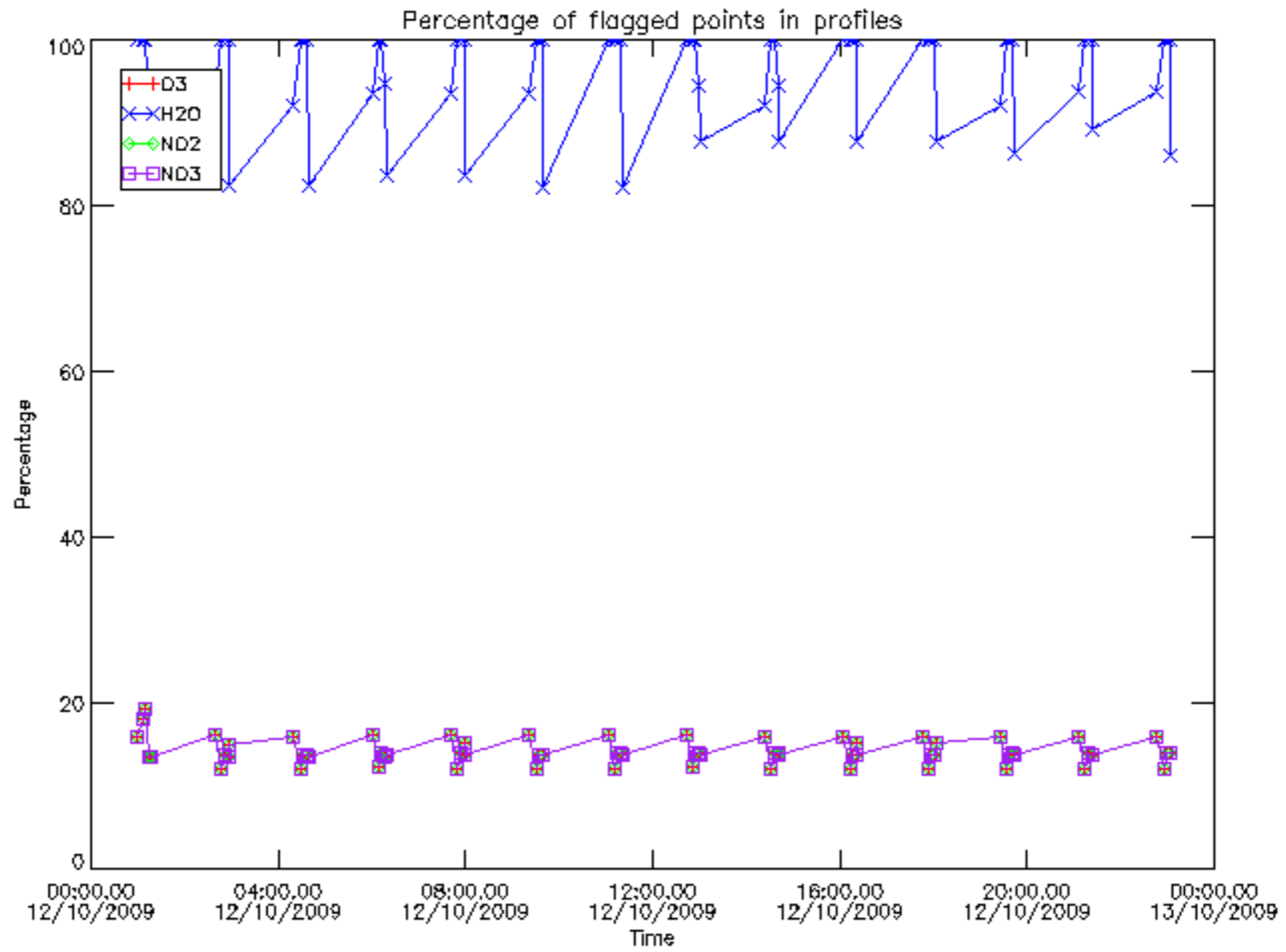
The colorbar represents the latitude.



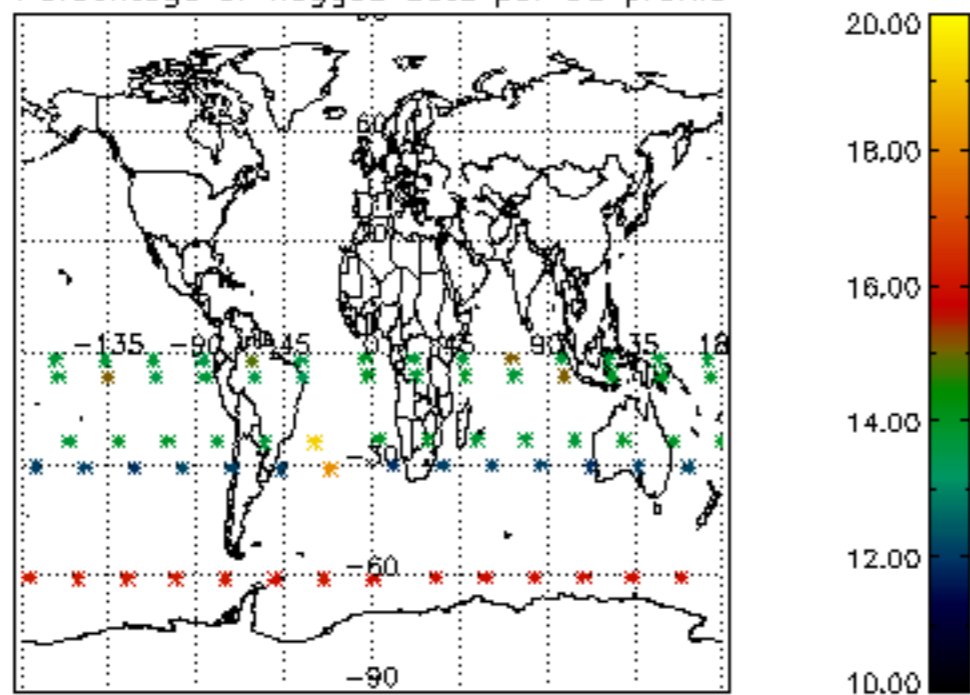
## 6. Auxiliary Data Files used for the production reported in section 2

The number reported in the third column indicates since which file (see list in section 2) the corresponding auxiliary file has been used. The fourth column is the date of those product files.

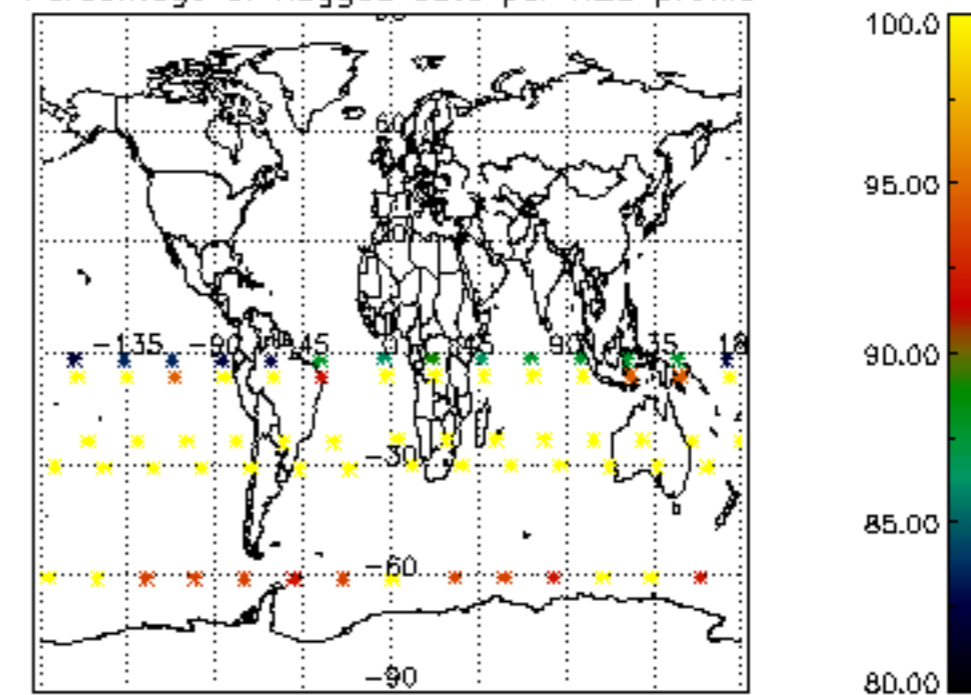
Type	Auxiliary Filename	Used since product	Used since product date
INST_PHYS_CHARACTERISTICS	GOM_INS_AXVIEC20091111_143220_20030716_120000_20500101_000000	1	12-OCT-2009 00:11:06
LEVEL-2_PROC_CONFIG	GOM_PR2_AXVIEC20091111_152718_20020301_000000_20500101_000000	1	12-OCT-2009 00:11:06
CROSS_SECTIONS_FILE	GOM_CRS_AXVIEC20091111_154832_20020301_000000_20500101_000000	1	12-OCT-2009 00:11:06



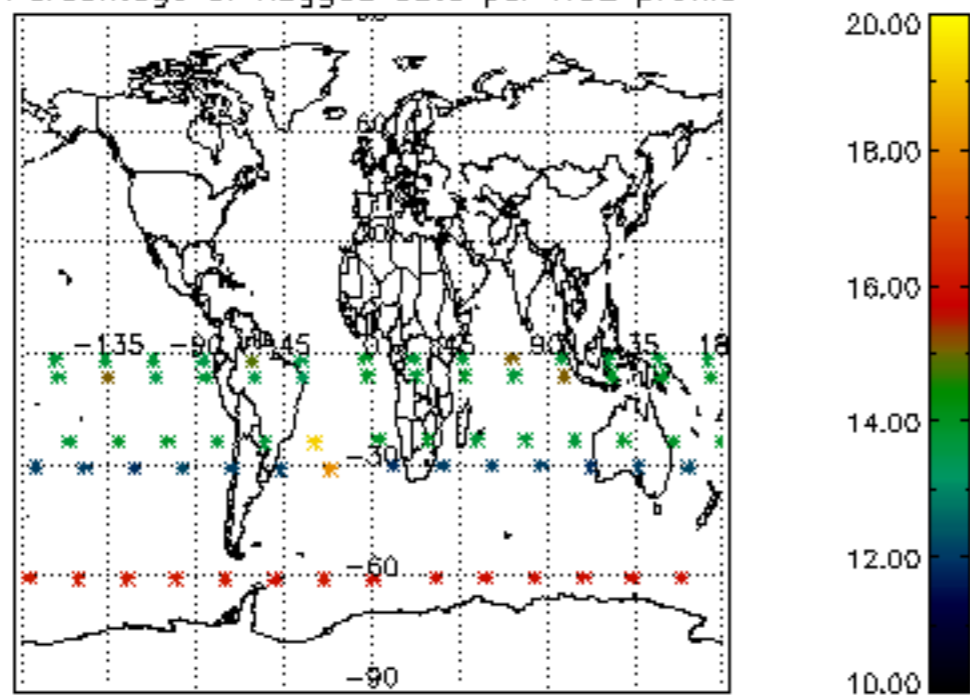
Percentage of flagged data per D3 profile



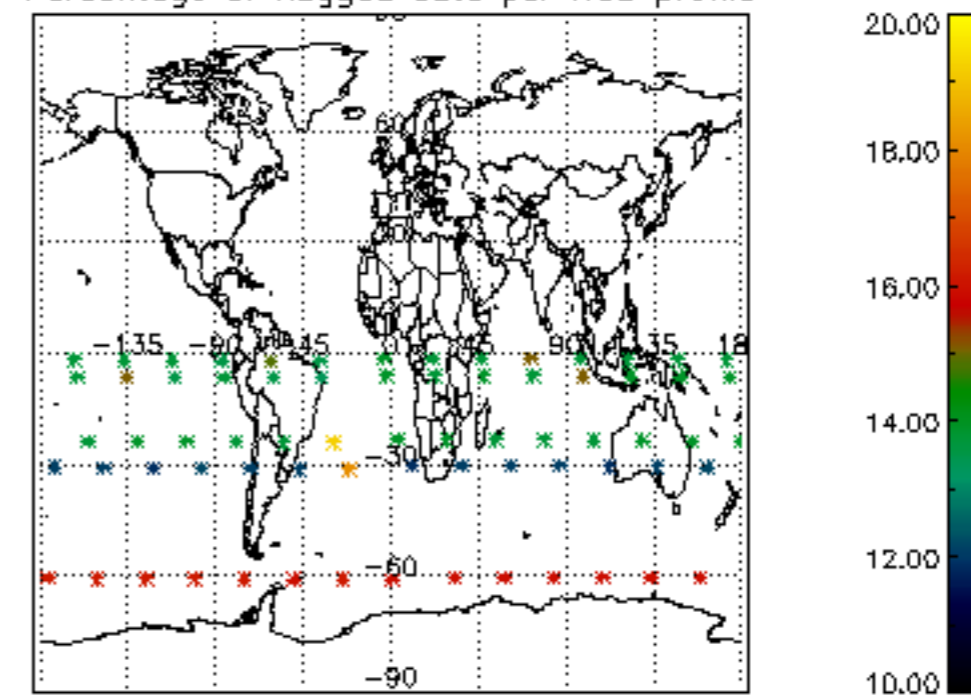
Percentage of flagged data per H2O profile

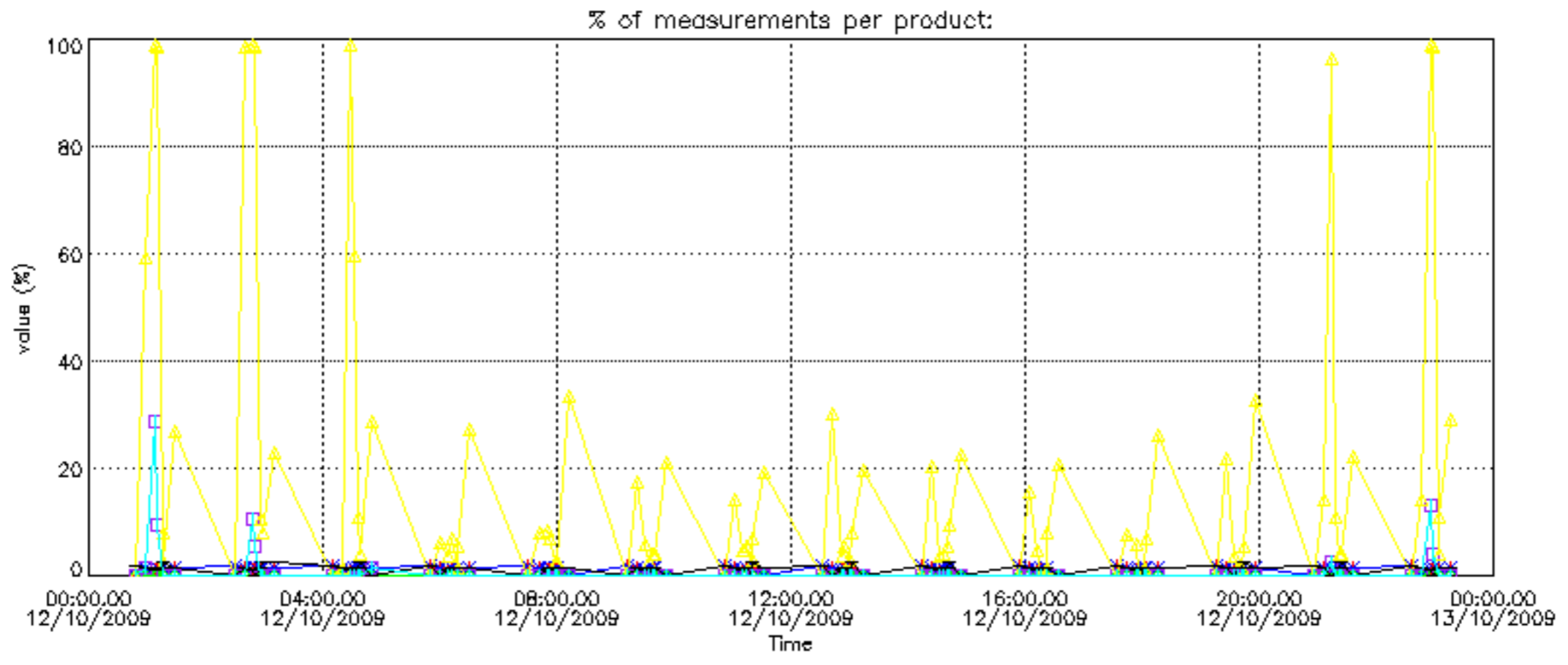


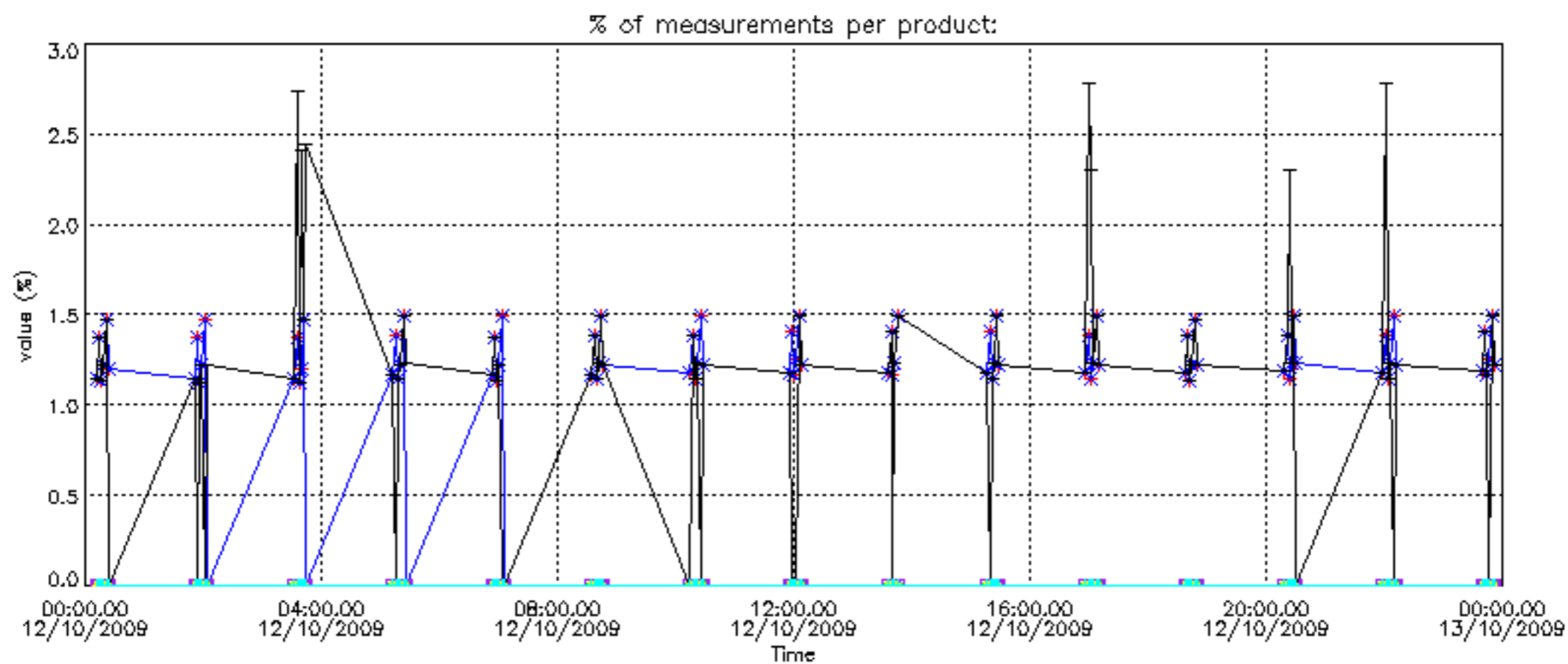
Percentage of flagged data per NO2 profile



Percentage of flagged data per NO3 profile

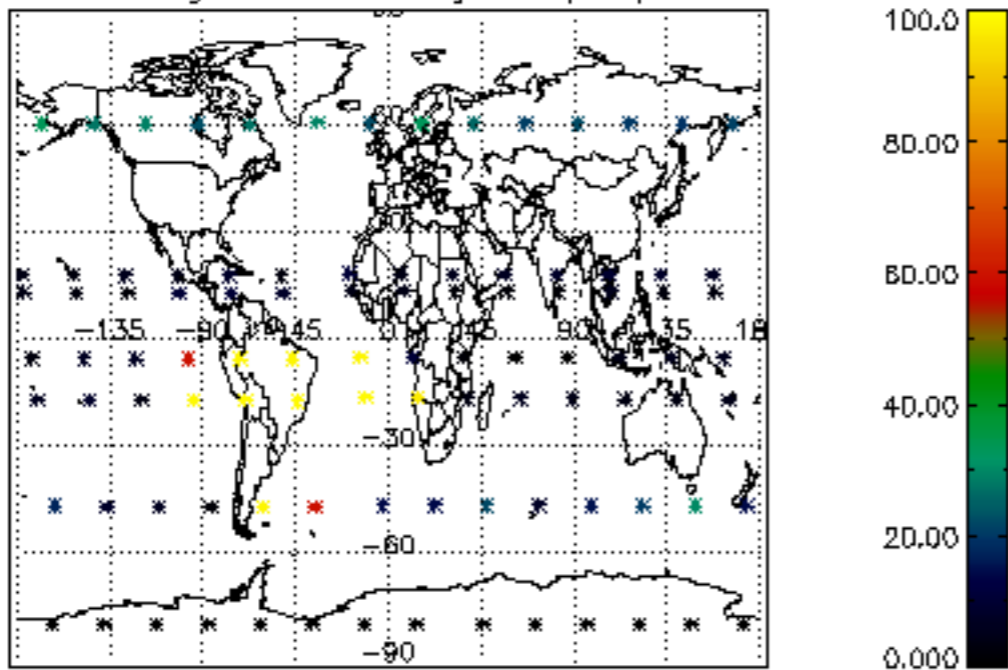




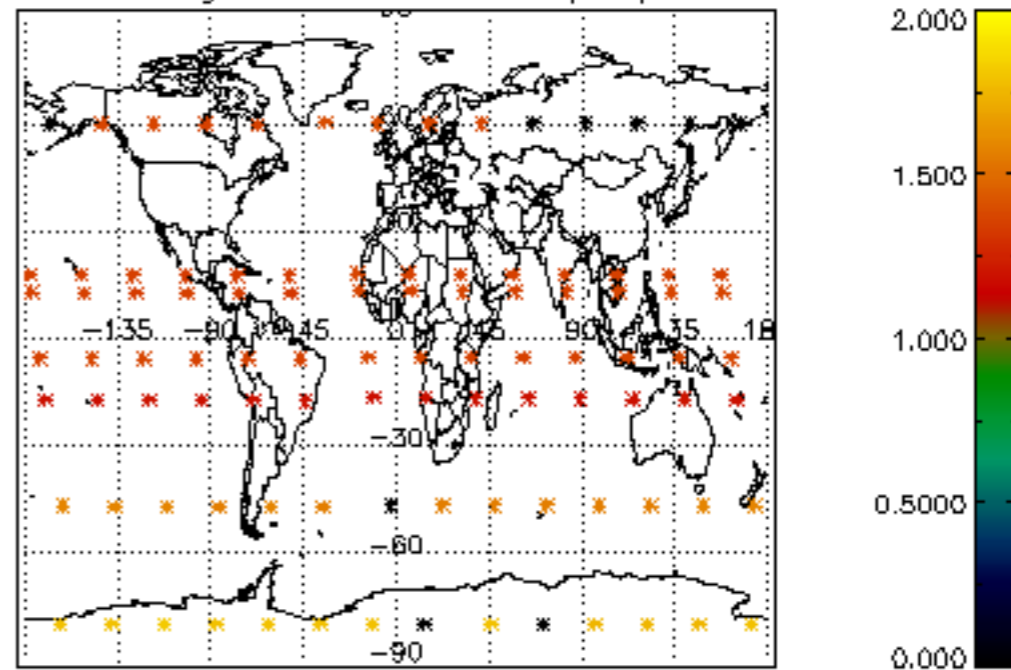




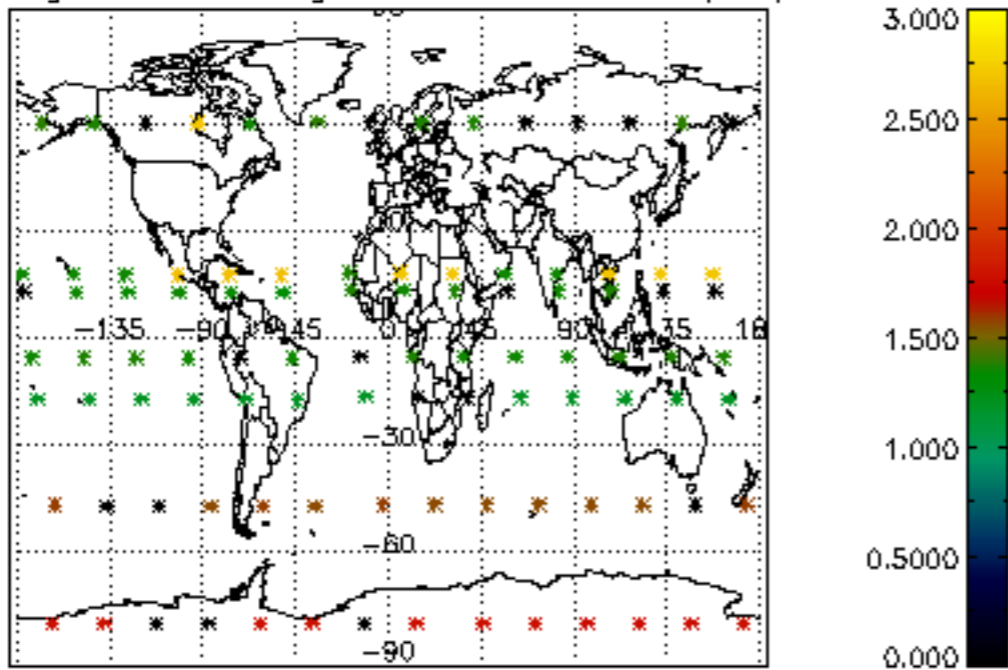
Percentage of cosmic ray hits per profile



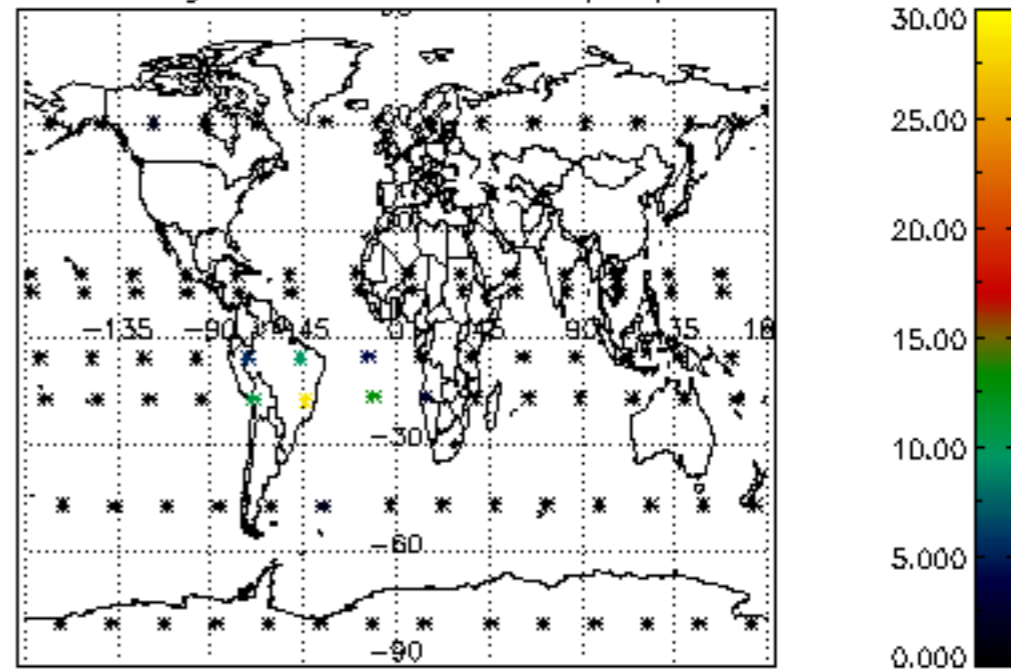
Percentage of datation errors per profile



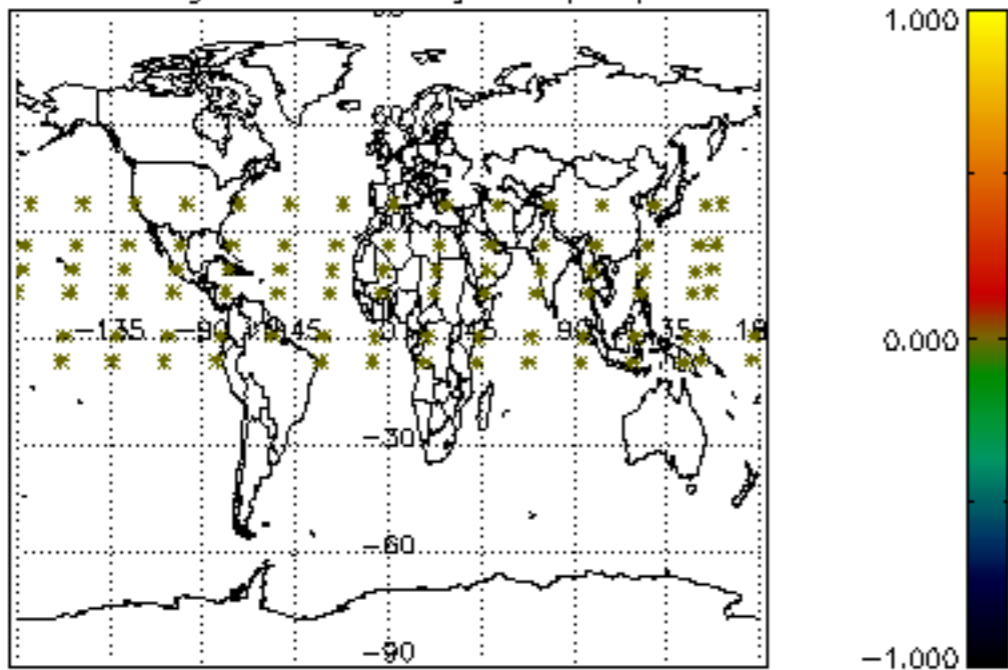
Percentage of star falling outside central band per profile



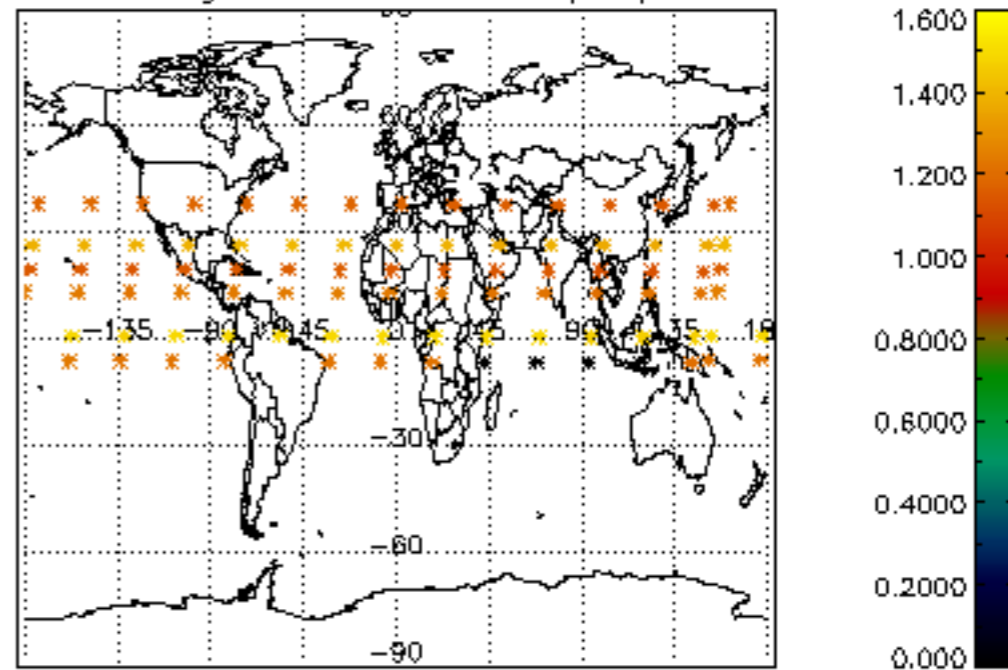
Percentage of saturation errors per profile



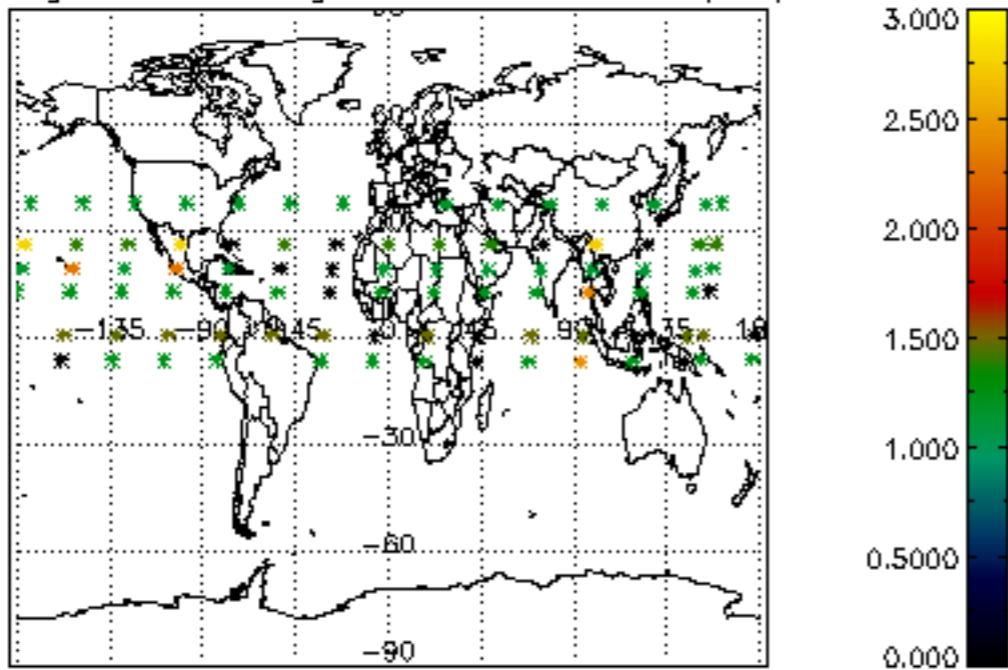
Percentage of cosmic ray hits per profile



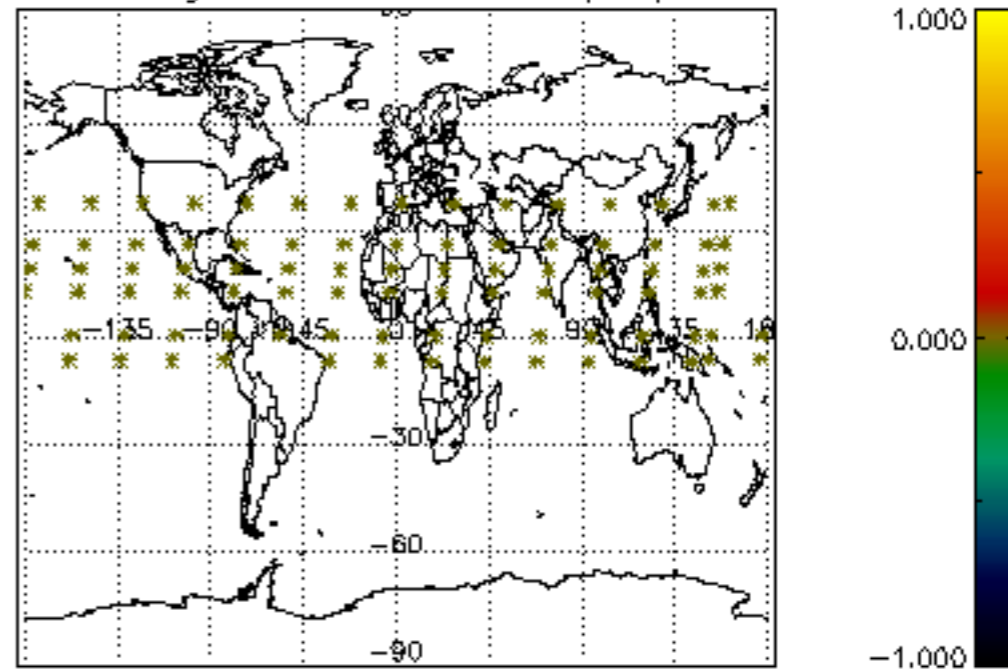
Percentage of datation errors per profile

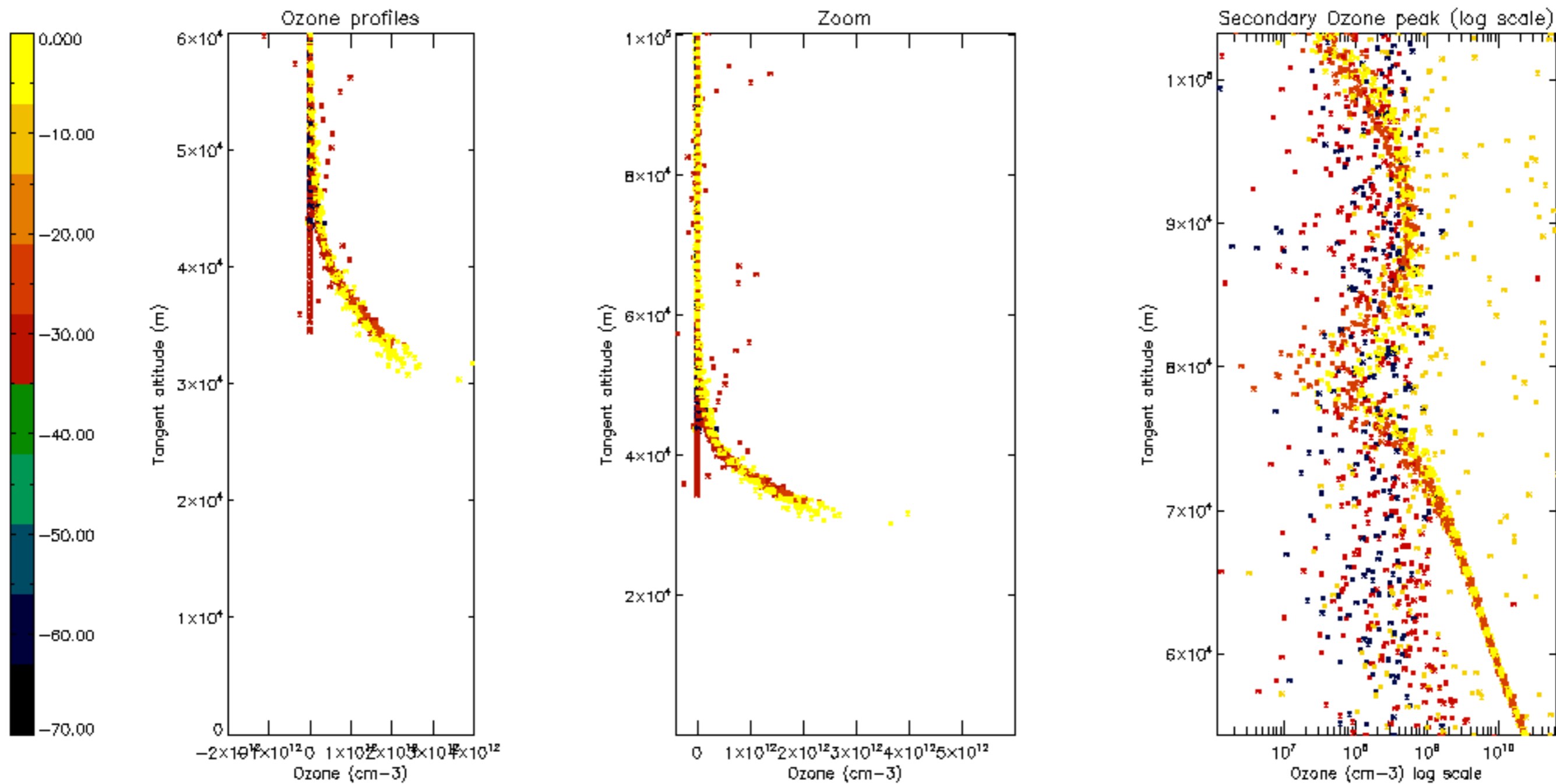


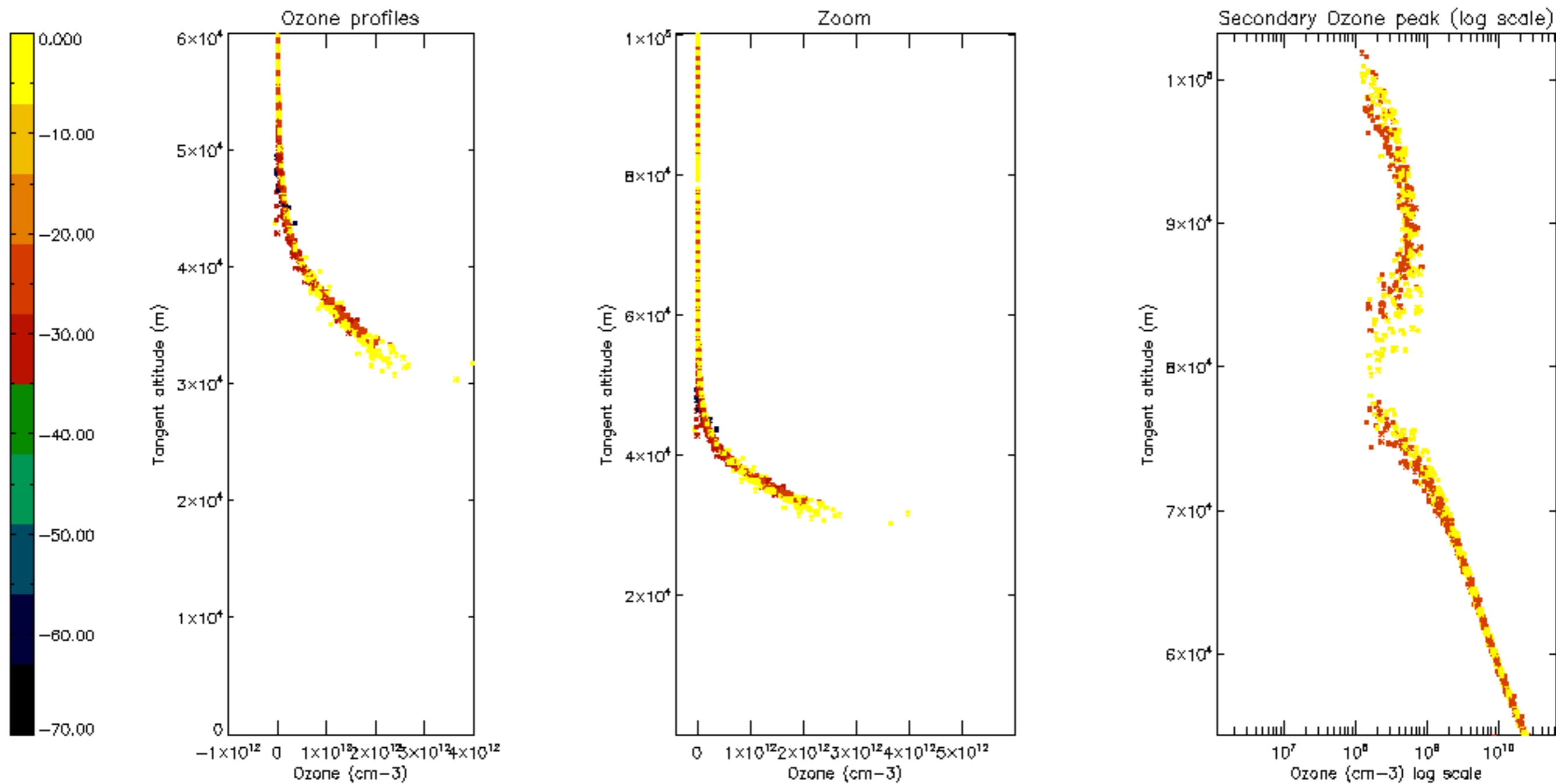
Percentage of star falling outside central band per profile

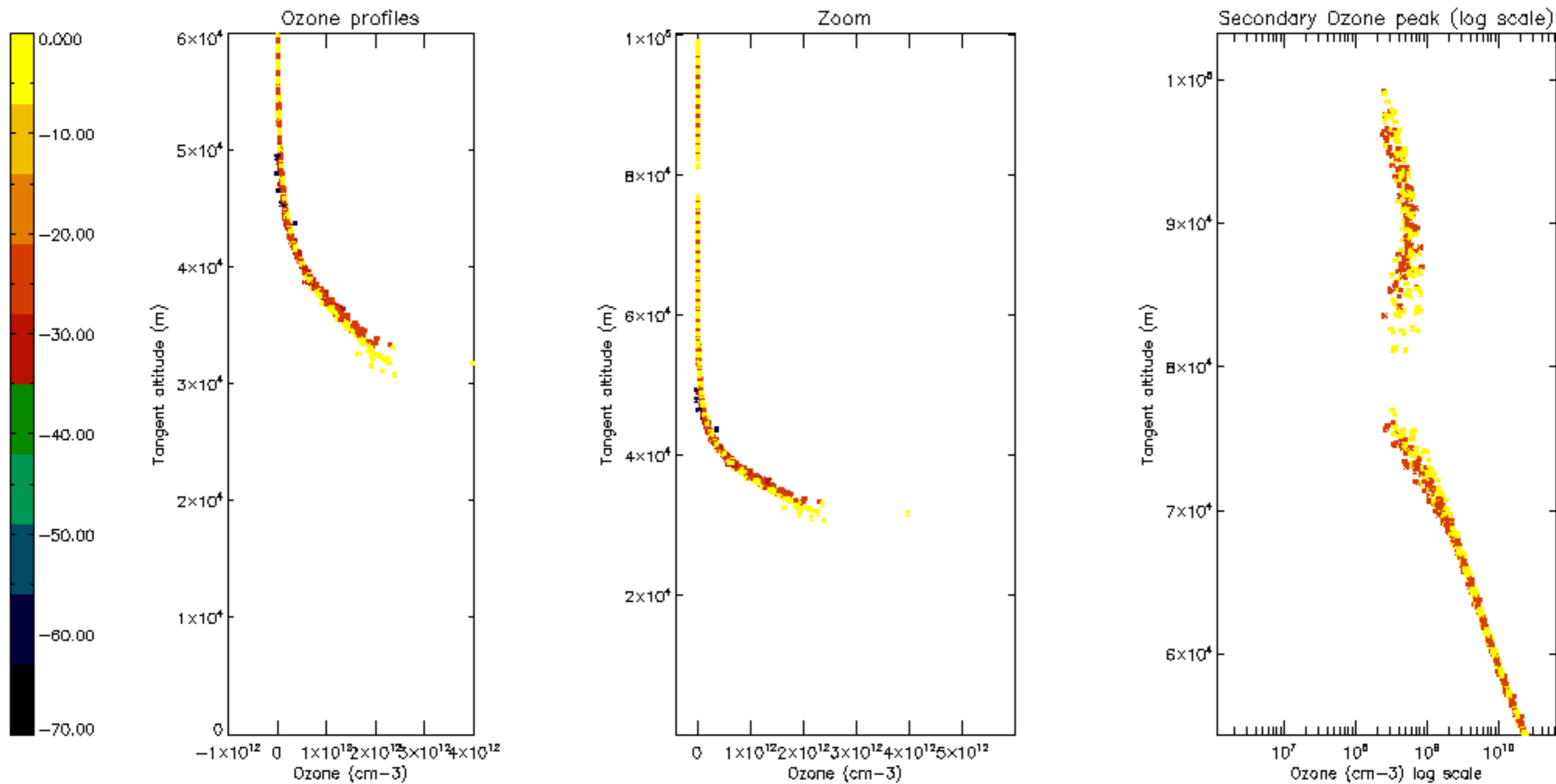


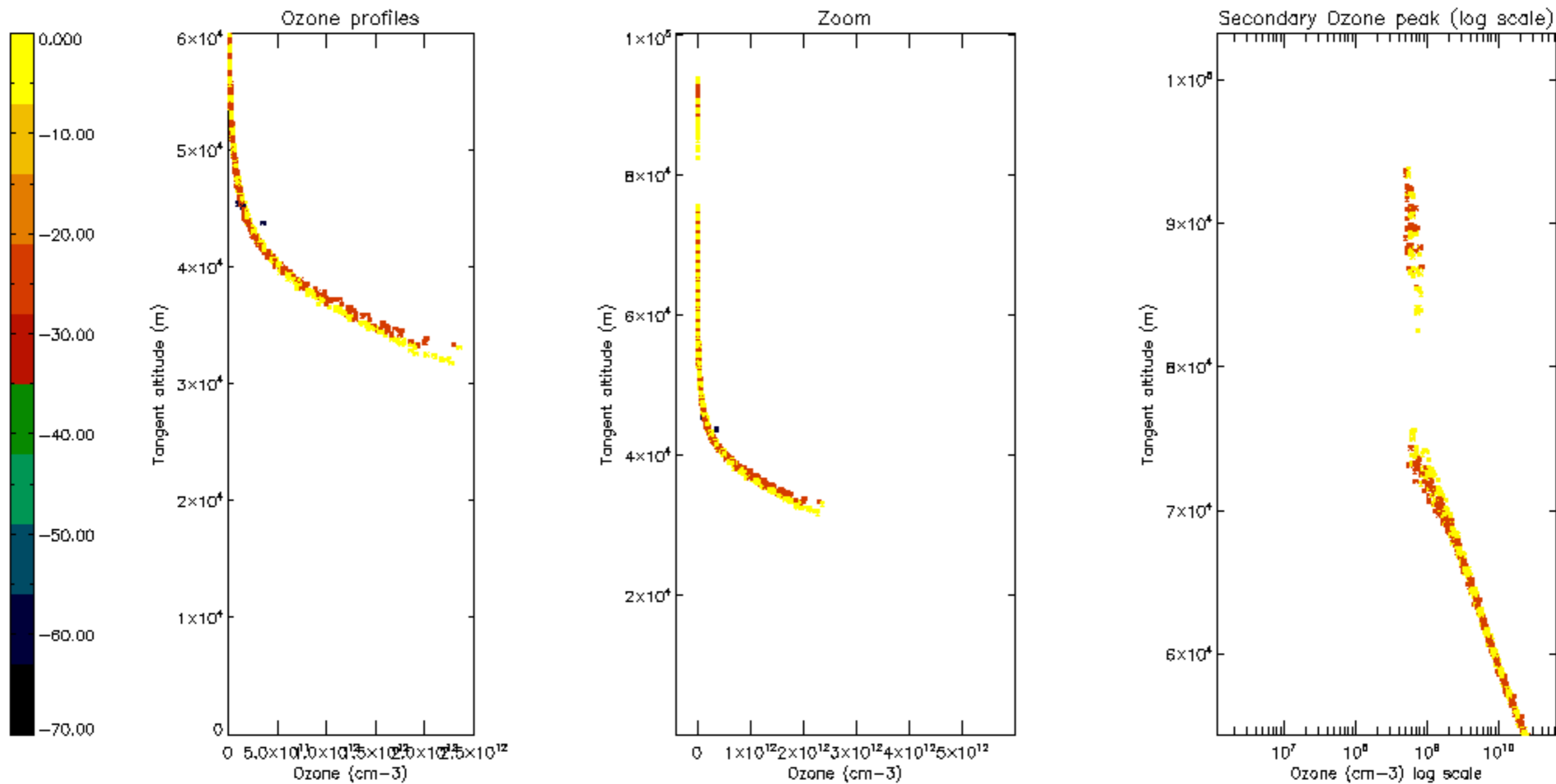
Percentage of saturation errors per profile

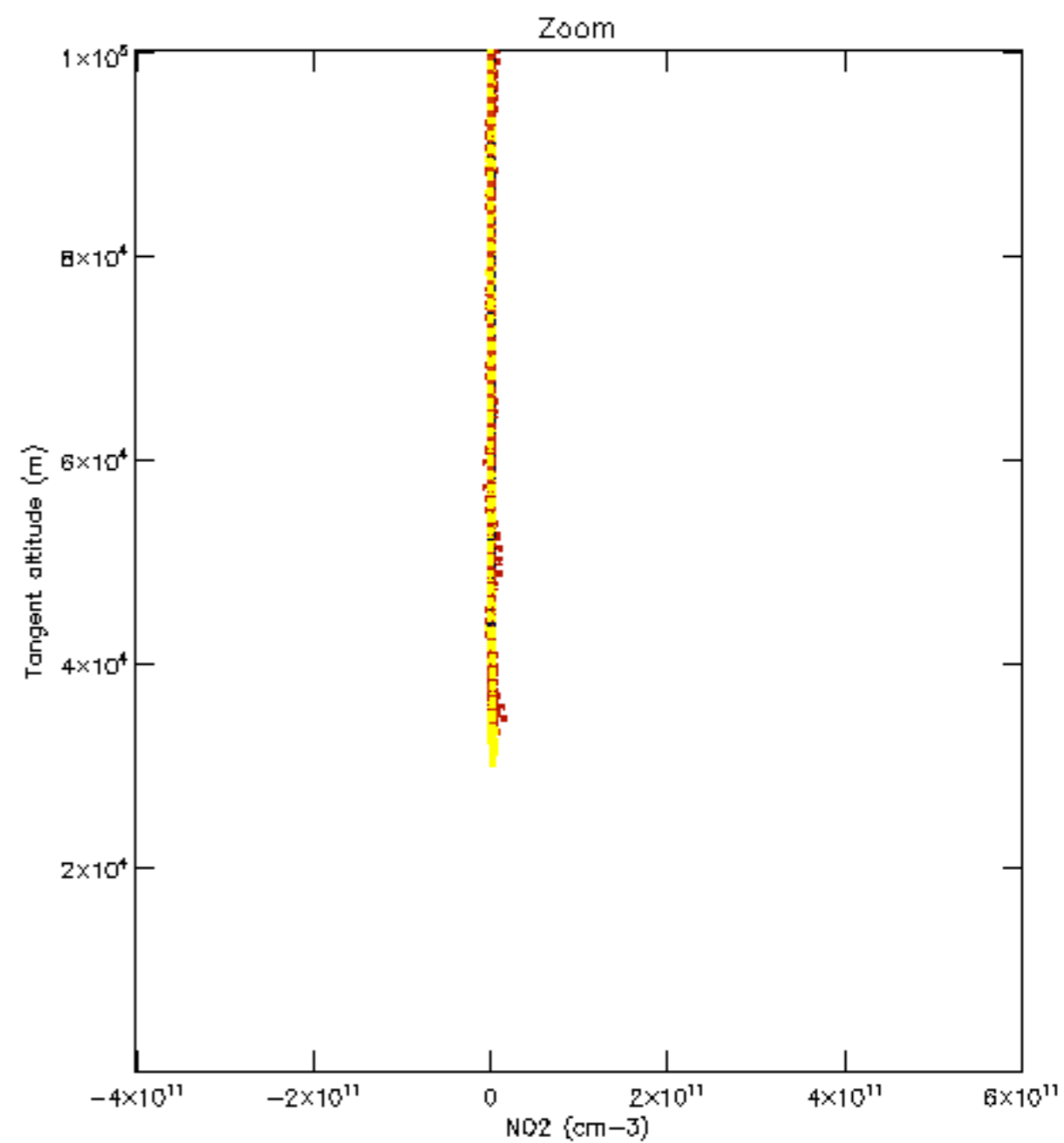
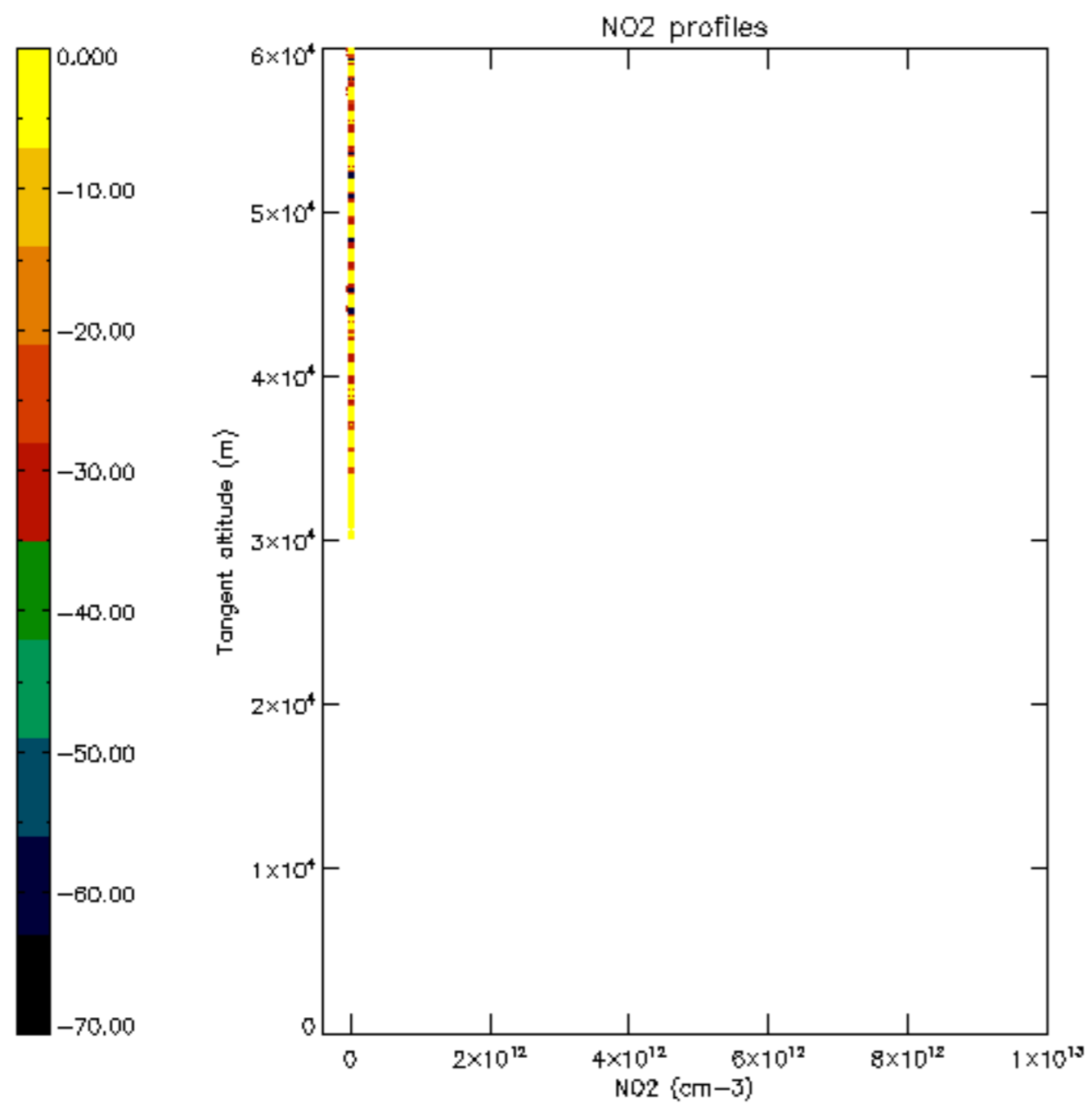


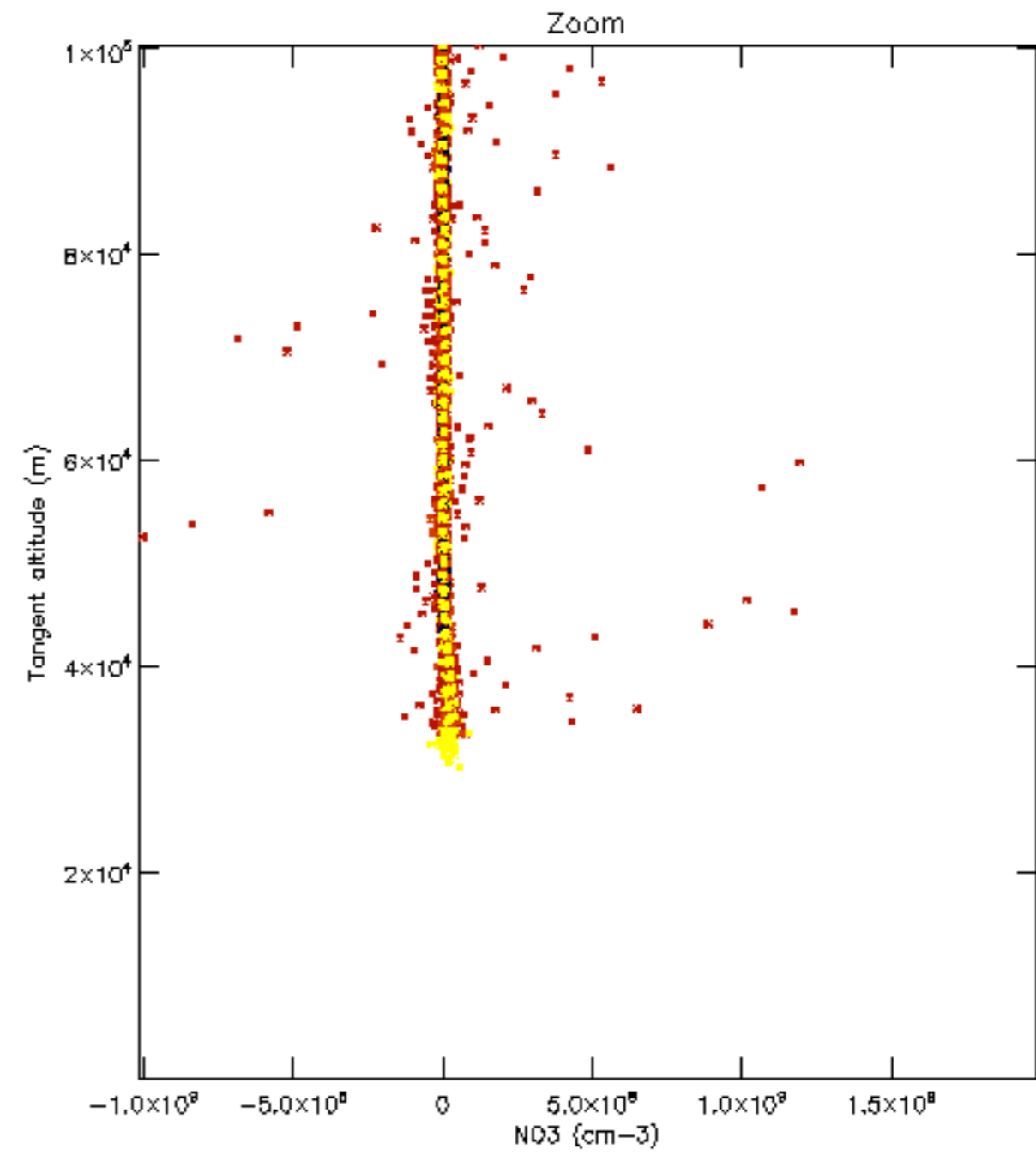
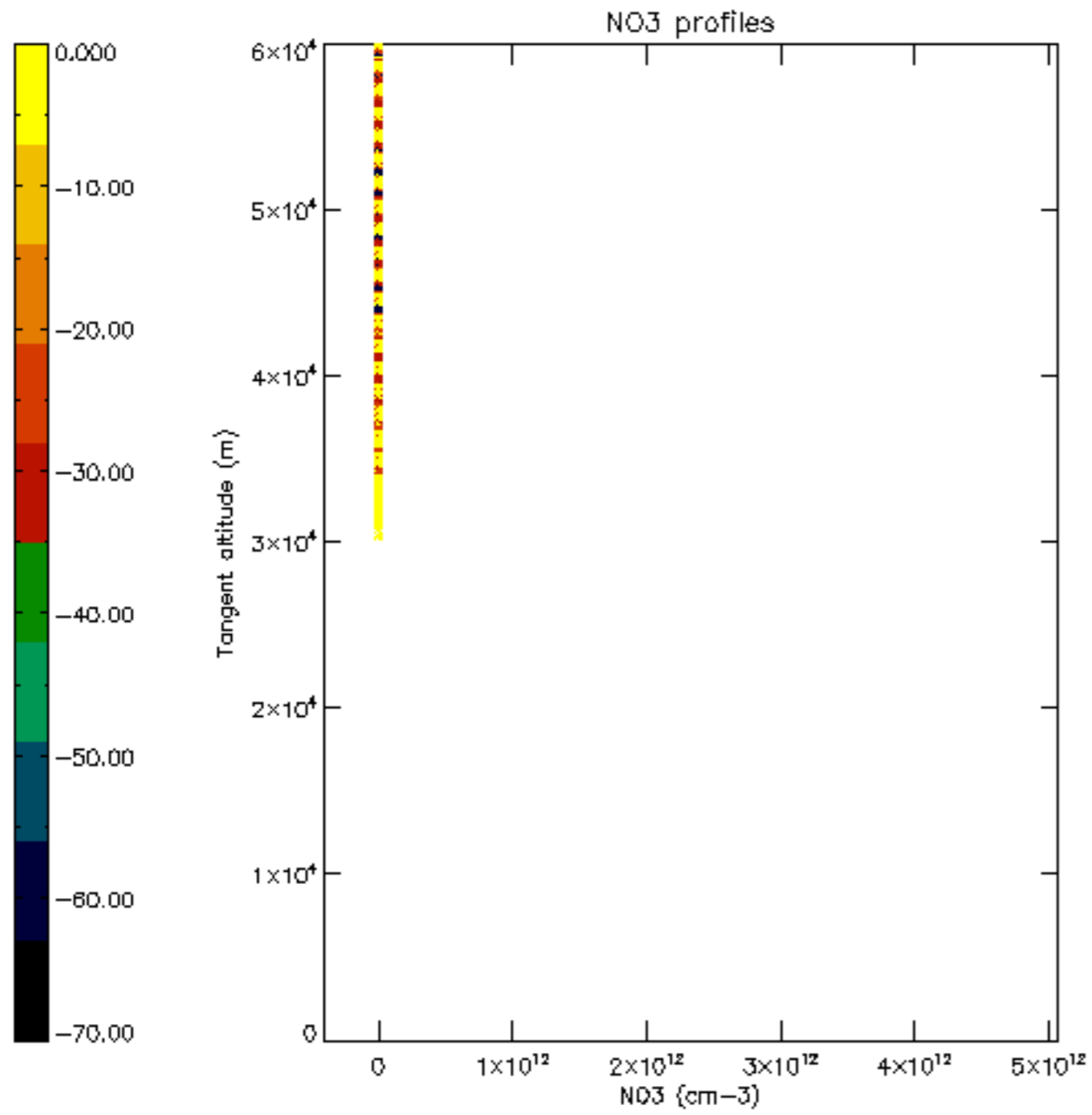




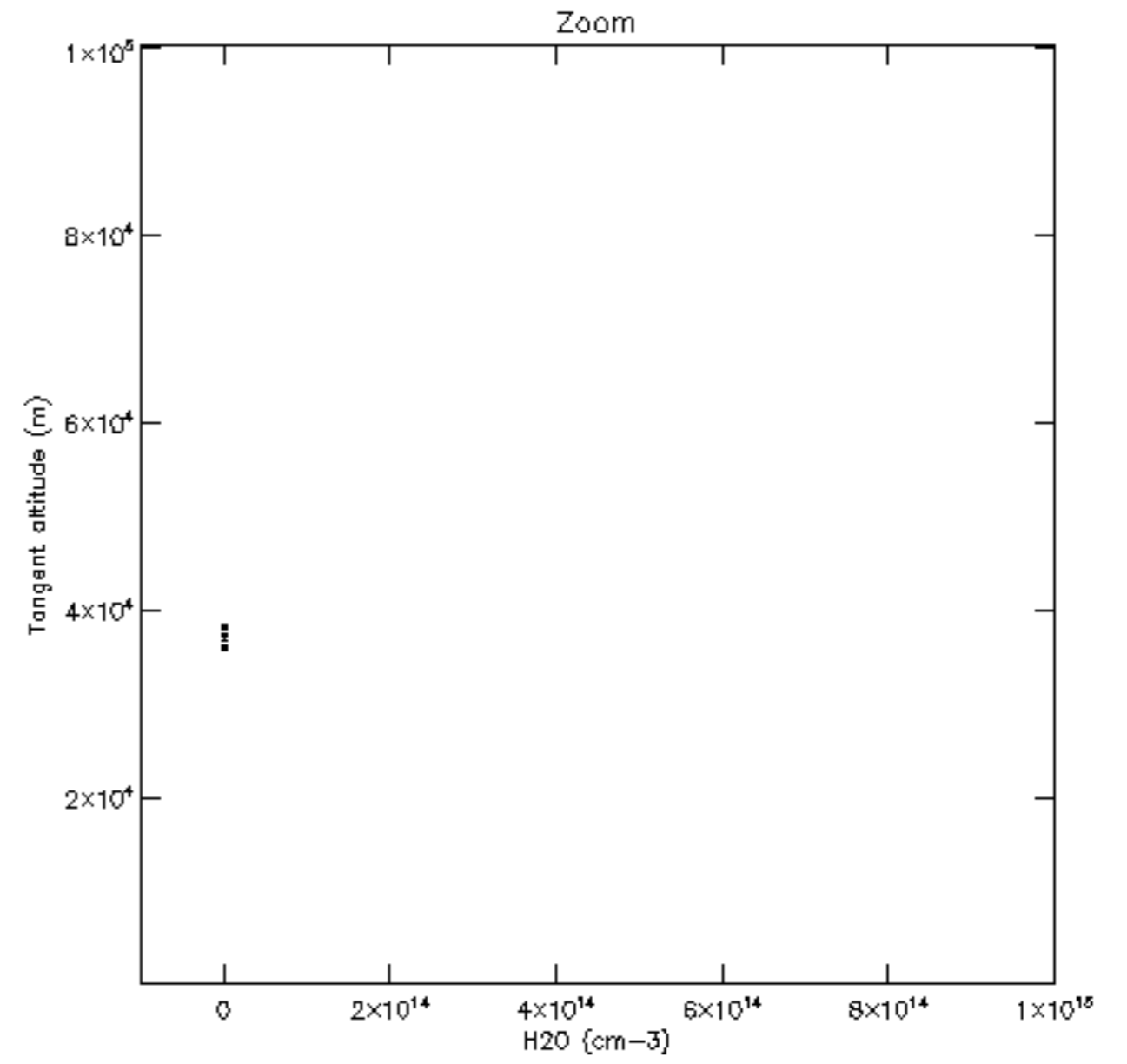
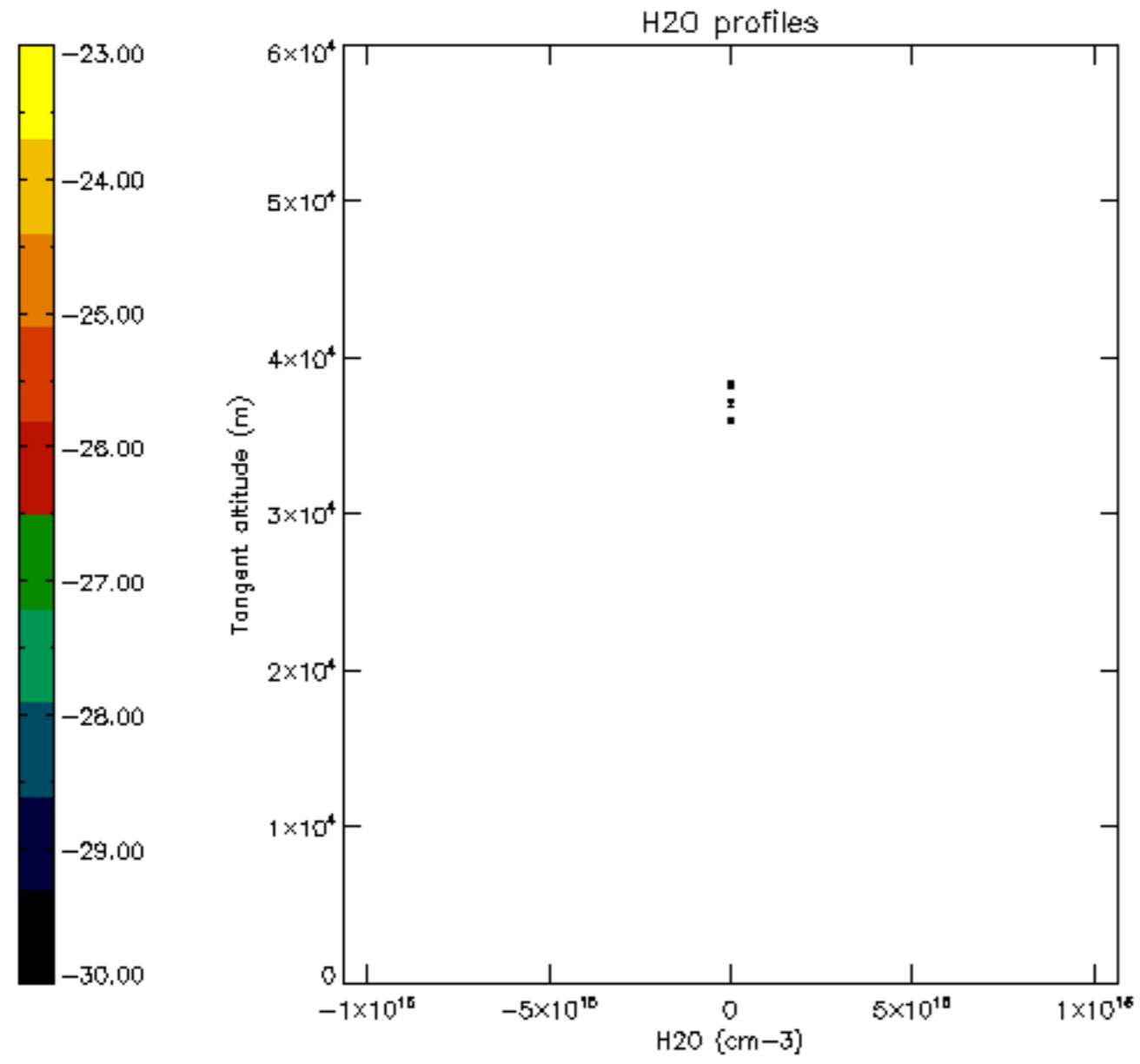


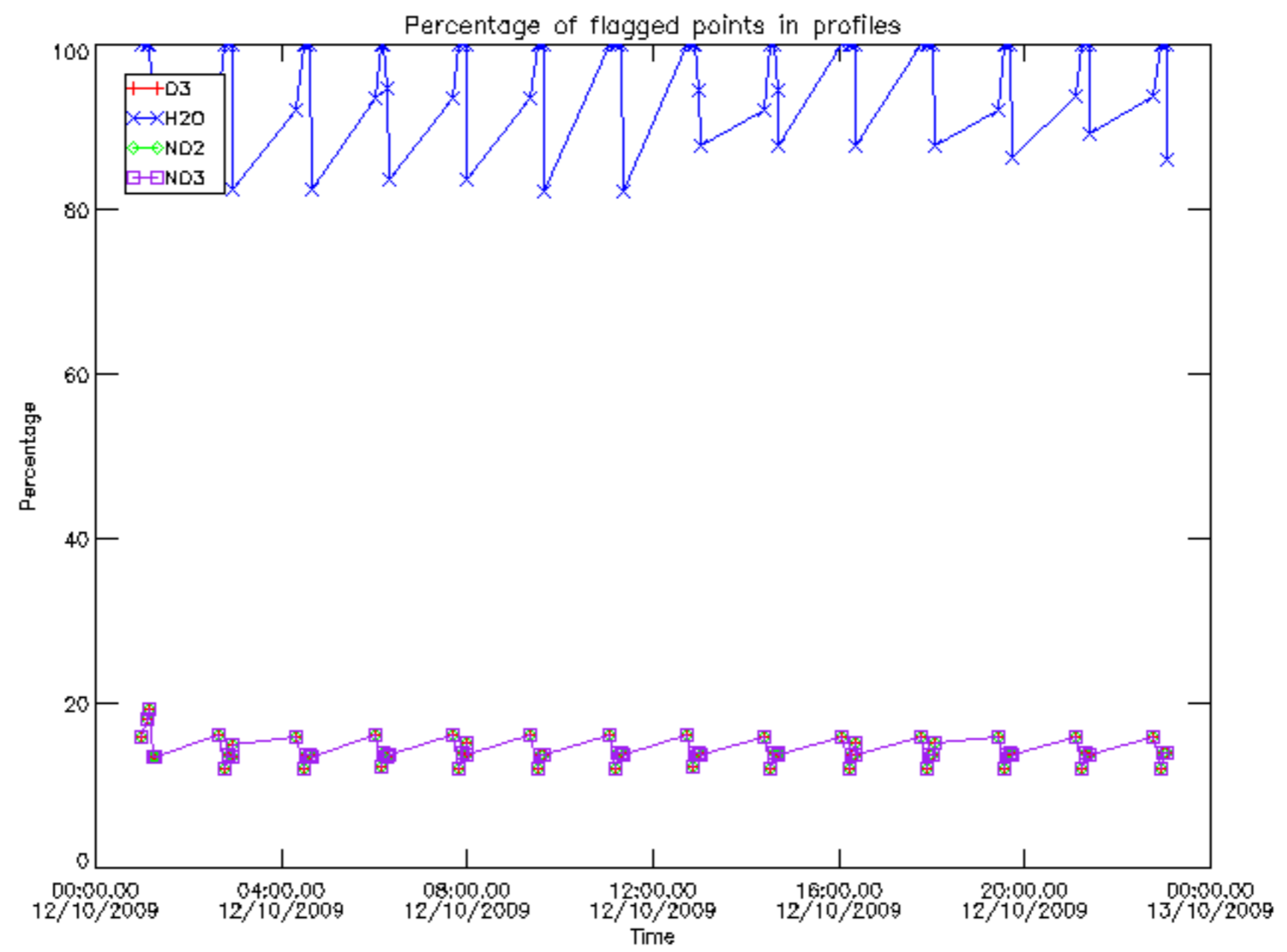




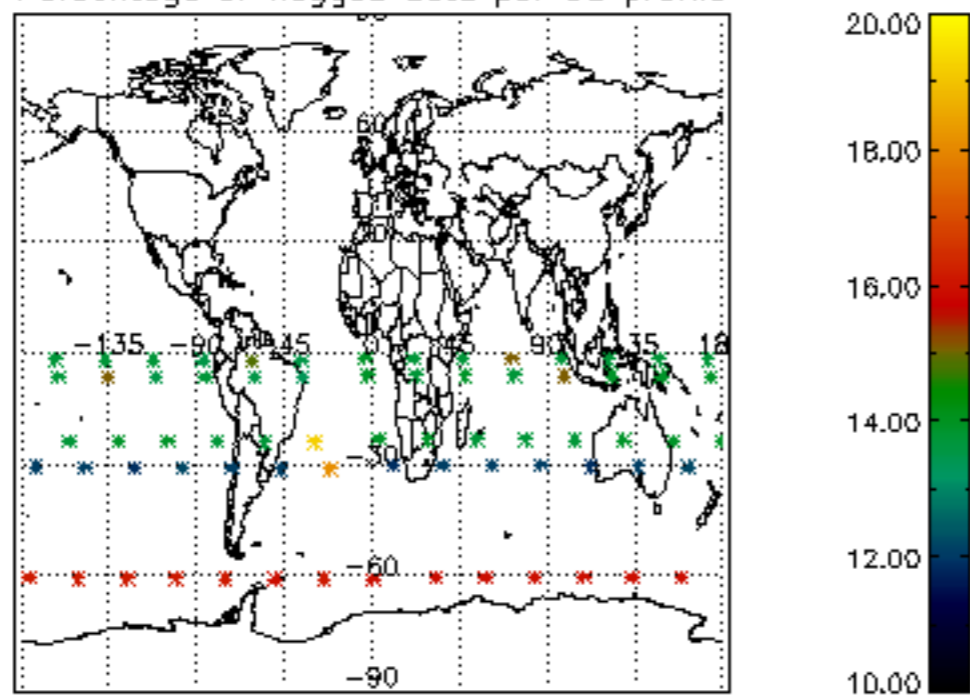




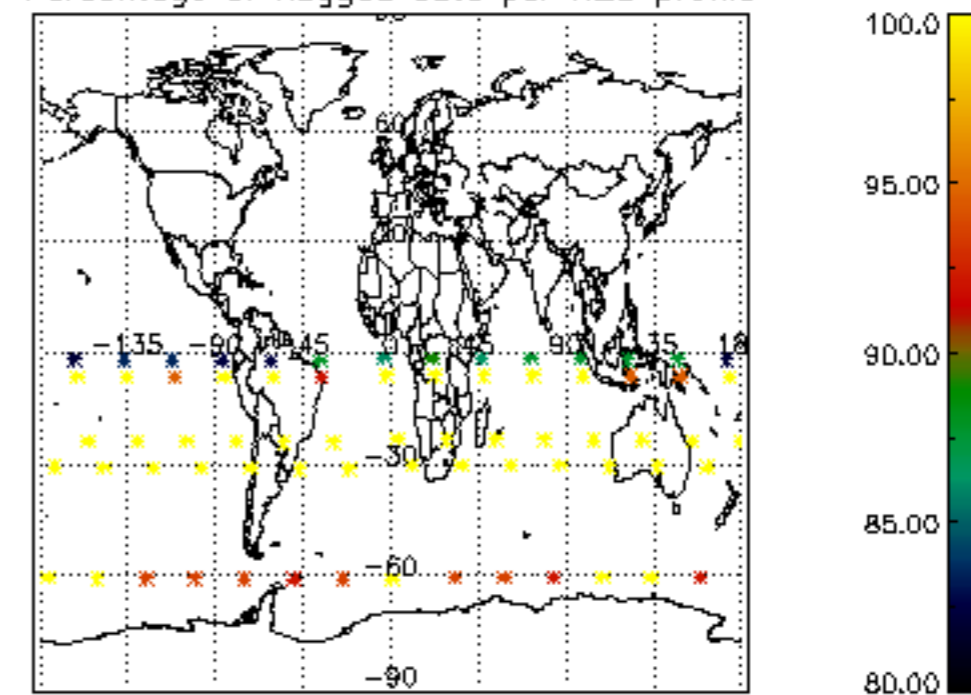




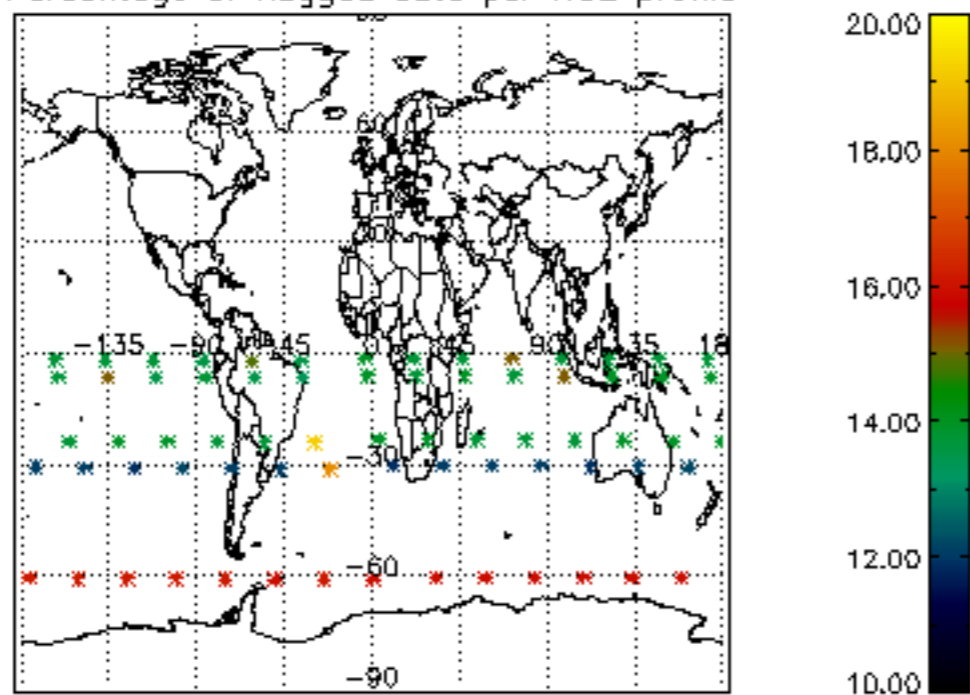
Percentage of flagged data per D3 profile



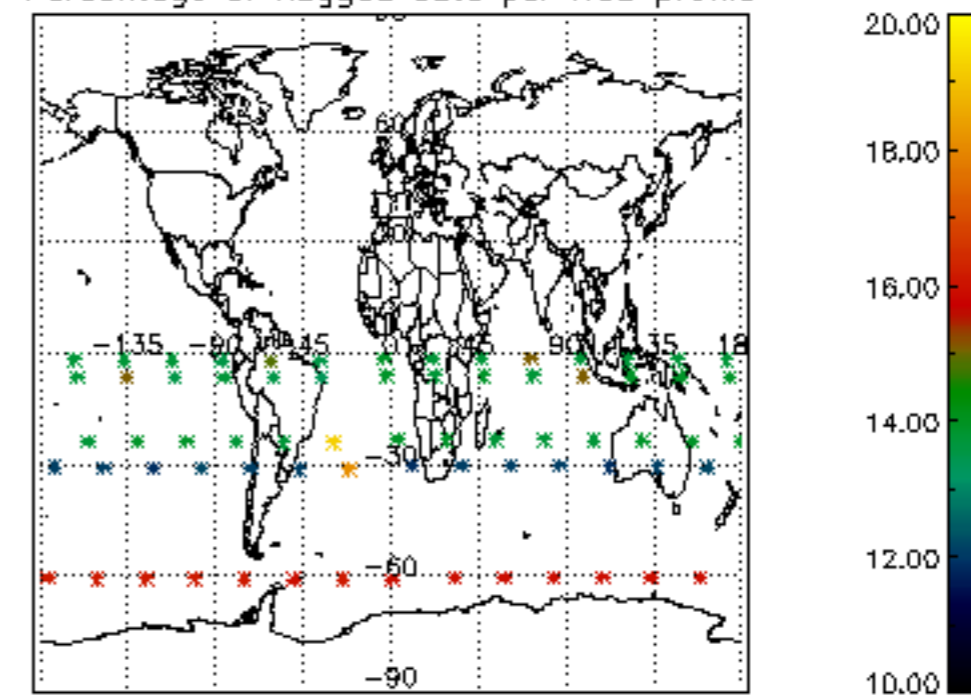
Percentage of flagged data per H2O profile

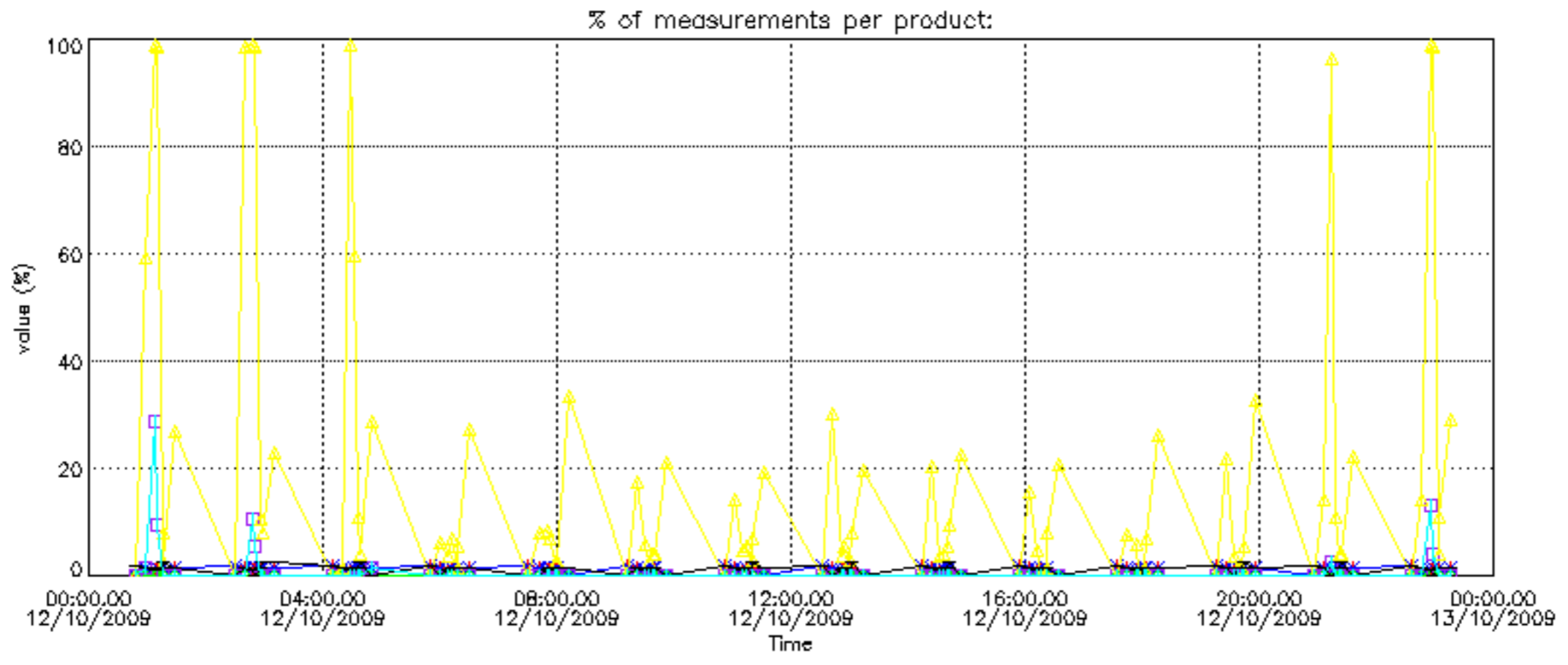


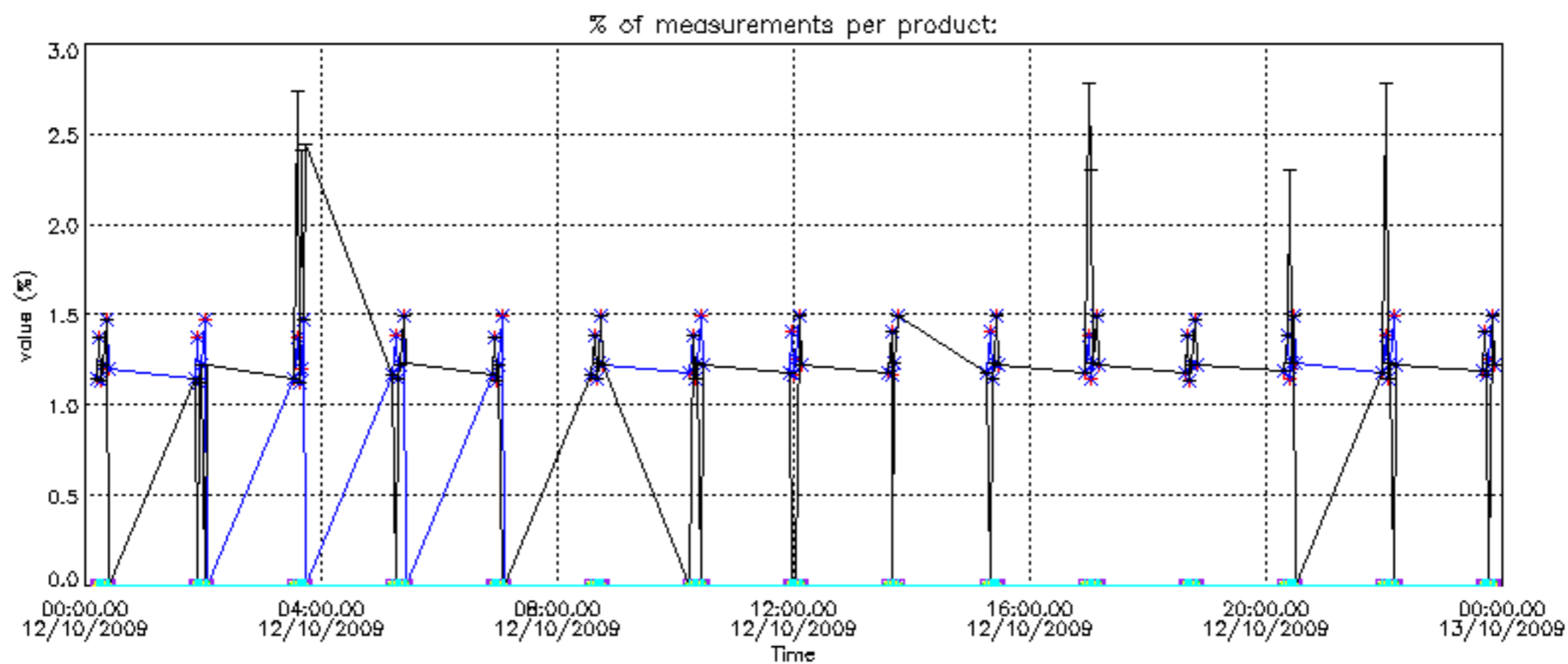
Percentage of flagged data per NO2 profile



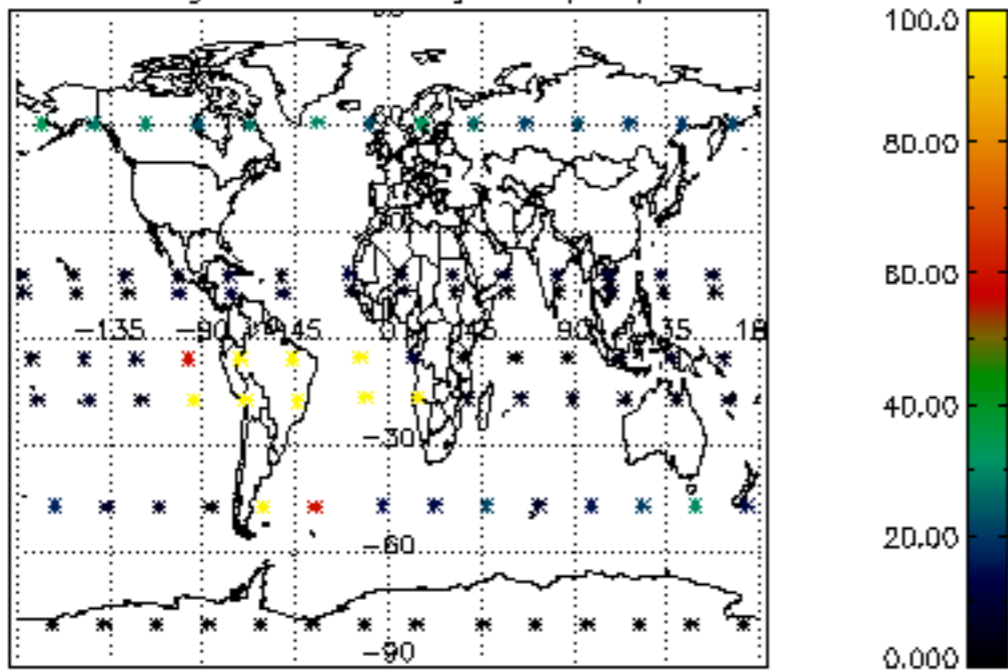
Percentage of flagged data per NO3 profile



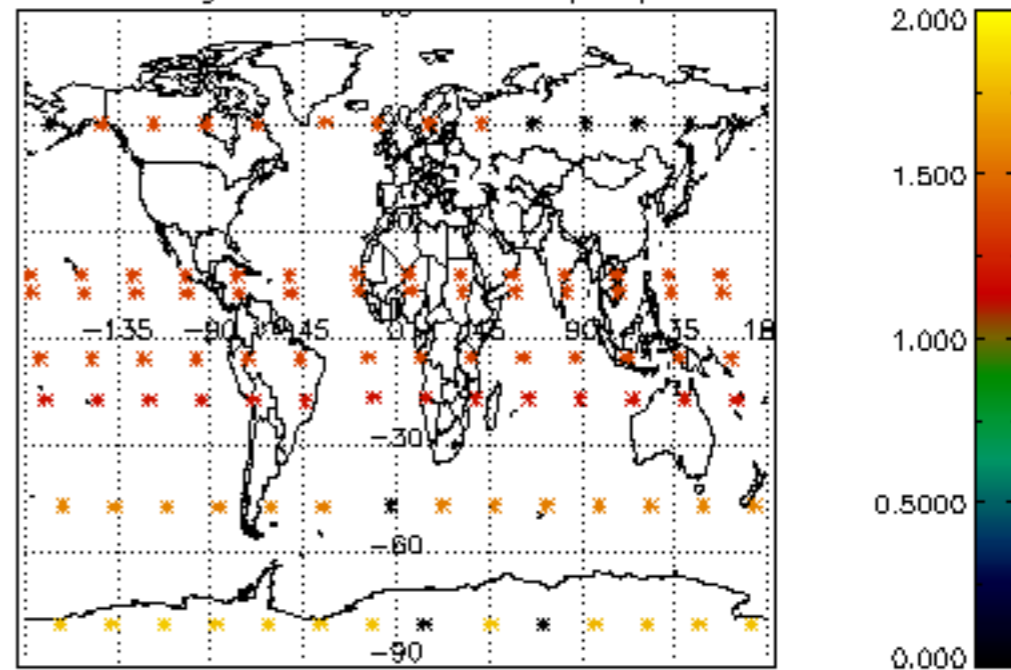




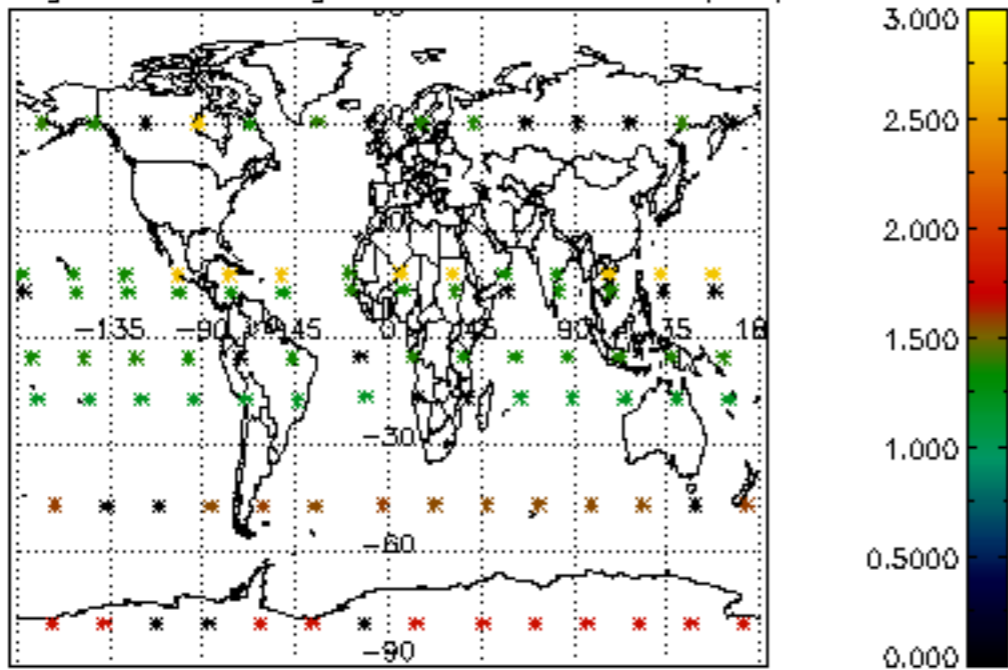
Percentage of cosmic ray hits per profile



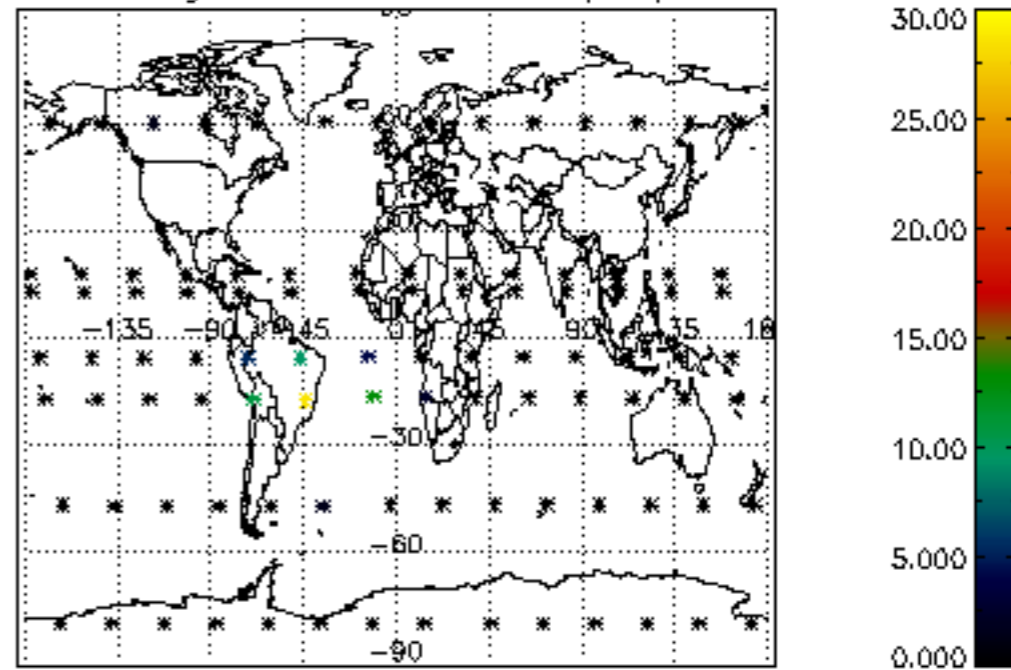
Percentage of datation errors per profile



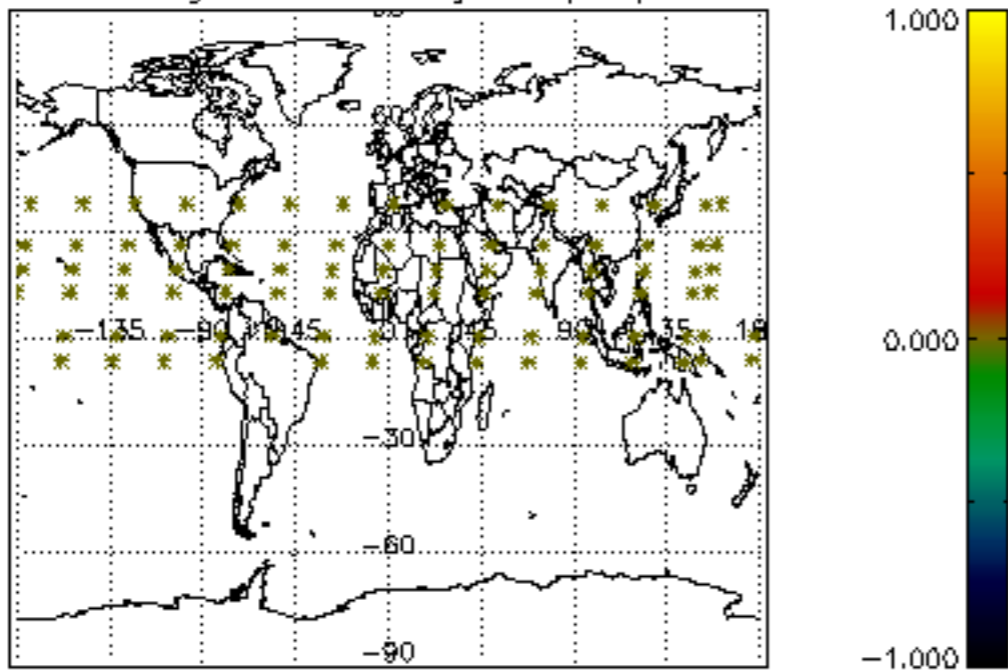
Percentage of star falling outside central band per profile



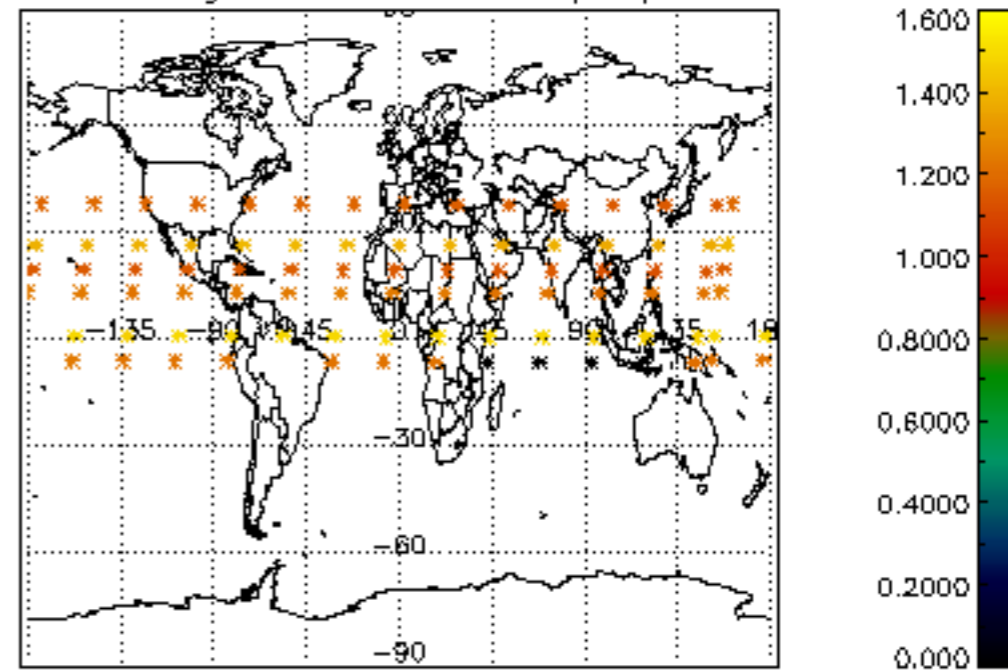
Percentage of saturation errors per profile



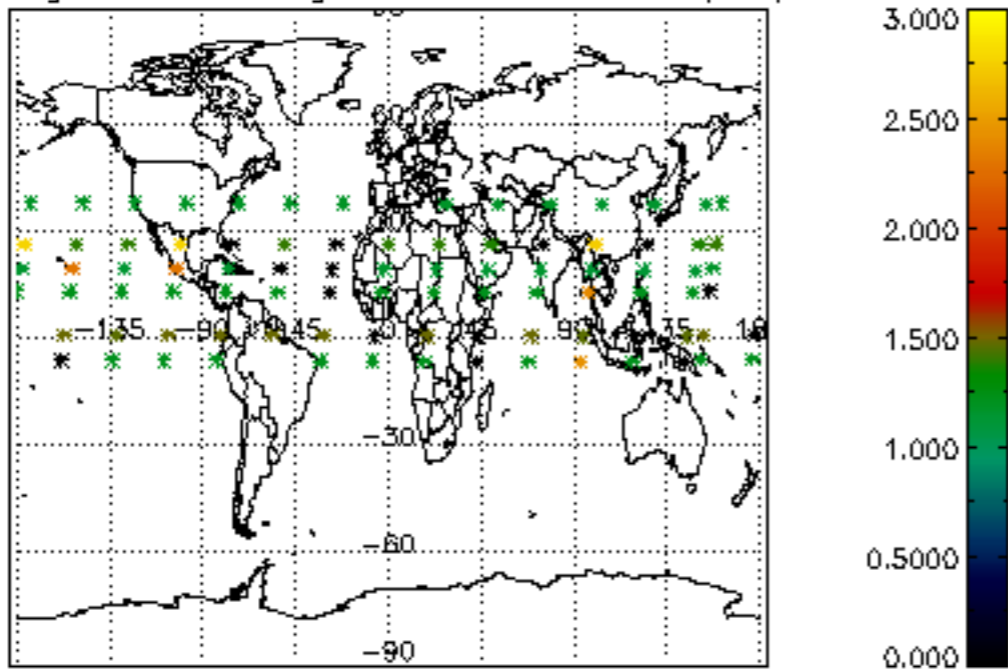
Percentage of cosmic ray hits per profile



Percentage of datation errors per profile



Percentage of star falling outside central band per profile



Percentage of saturation errors per profile

