

GOMOS Level 2 Daily Report

SUMMARY

[1. General Info](#)

[2. Summary of processed GOM_NL_2P products](#)

[3. Level 2 Quality information per product](#)

[3.1 Plot of level 2 quality information per product \(time dependant\)](#)

[3.2 Plot of level 2 quality information per product \(world map\)](#)

[4. Level 1 Quality information per product \(stored on level 2 products\)](#)

[4.1 Plot of level 1 quality information per product \(time dependant\)](#)

[4.1.1 Plot of level 1 quality information per product \(time dependant\): ASCENDING](#)

[4.1.2 Plot of level 1 quality information per product \(time dependant\): DESCENDING](#)

[4.2 Plot of level 1 quality information per product \(world map\)](#)

[4.2.1 Plot of level 1 quality information per product \(world map\): ASCENDING](#)

[4.2.2 Plot of level 1 quality information per product \(world map\): DESCENDING](#)

[5. Ozone profiles based on quality statistics and other trace gas profiles](#)

[5.1 Ozone statistics based on quality of products](#)

[5.2 Plot ozone profiles for all STD \(dark without errors\)](#)

[5.3 Plot ozone profiles where STD < 20% \(dark without errors\)](#)

[5.4. Plot ozone profiles where STD < 10% \(dark without errors\)](#)

[5.5. Plot ozone profiles where STD < 5% \(dark without errors\)](#)

[5.6 Plot NO2 profiles for all STD \(dark without errors\)](#)

[5.7 Plot NO3 profiles for all STD \(dark without errors\)](#)

[5.8 Plot H2O profiles \(only for occultations of stars 1,2,3,4,13,14,16,26,63 dark without errors\) for all STD](#)

[6. Auxiliary Data Files used for the production reported in section 2](#)

This report presents the daily analysis on parameters extracted from GOMOS level 2 data (GOM_NL__2P).
 It is intended to monitor some important parameters that will impact the quality of these products.
 A list of level 2 products (and content) that have arrived during the reporting day to the PCF is also given.

Item	Value
Time of report generation	26APR2013 13:12:02
Data source version	GOMOS/6.01
Start time of products	11-10-2009 (11OCT2009 00:00:00)
Stop time of products	12-10-2009 (12OCT2009 00:00:00)
Store outputs in DB	Yes
Nb of level 2 prods	188
Nb of prods with errors	0

2. Summary of processed GOM_NL__2P products.

Nr	Filename	UTC Start time	Limb	Duration	Star Id	Star Name	Star Mag	Star Temp	Nb Meas	Orbit	Prod. error
1	GOM_NL__2PRFIN20091011_000109_000000362083_00173_39806_2308.N1	11-OCT-2009 00:01:09	Dark	36.000	70	Zet Pup	2.2460	39000.	72	39806	No
2	GOM_NL__2PRFIN20091011_000619_000000372083_00174_39807_2307.N1	11-OCT-2009 00:06:19	Dark	36.500	161	Tau Pup	2.9310	4500.0	73	39807	No
3	GOM_NL__2PRFIN20091011_000742_000000372083_00174_39807_2308.N1	11-OCT-2009 00:07:42	Dark	36.500	2	Alp Car	-0.73600	7000.0	73	39807	No
4	GOM_NL__2PRFIN20091011_001948_000000372083_00174_39807_2309.N1	11-OCT-2009 00:19:48	Straylight	37.000	157	The1Eri	2.9060	9300.0	74	39807	No
5	GOM_NL__2PRFIN20091011_004252_000000452083_00174_39807_2310.N1	11-OCT-2009 00:42:52	Bright	44.500	105	6Bet Ari	2.6450	8900.0	89	39807	No
6	GOM_NL__2PRFIN20091011_004600_000000372083_00174_39807_2311.N1	11-OCT-2009 00:46:00	Bright	36.500	53	43Bet And	2.0480	3300.0	73	39807	No
7	GOM_NL__2PRFIN20091011_004807_000000452083_00174_39807_2312.N1	11-OCT-2009 00:48:07	Bright	44.500	173	4Bet Tri	3.0040	8900.0	89	39807	No
8	GOM_NL__2PRFIN20091011_004952_000000422083_00174_39807_2313.N1	11-OCT-2009 00:49:52	Bright	41.500	73	57Gam1And	2.2600	13100.	83	39807	No
9	GOM_NL__2PRFIN20091011_005310_000000342083_00174_39807_2314.N1	11-OCT-2009 00:53:10	Bright	33.500	110	37Del Cas	2.6780	8900.0	67	39807	No
10	GOM_NL__2PRFIN20091011_005518_000000422083_00174_39807_2315.N1	11-OCT-2009 00:55:18	Bright	41.500	160	23Gam Per	2.9300	4700.0	83	39807	No
11	GOM_NL__2PRFIN20091011_011958_000000282083_00174_39807_2316.N1	11-OCT-2009 01:19:58	Twilight	27.500	166	17Eps Leo	2.9800	6000.0	55	39807	No
12	GOM_NL__2PRFIN20091011_013010_000000312083_00174_39807_2317.N1	11-OCT-2009 01:30:10	Twilight	31.000	48	30Alp Hya	1.9770	4100.0	62	39807	No
13	GOM_NL__2PRFIN20091011_013825_000000412083_00174_39807_2318.N1	11-OCT-2009 01:38:25	Dark	41.000	132	15Rho Pup	2.8030	6900.0	82	39807	No
14	GOM_NL__2PRFIN20091011_014656_000000372083_00175_39808_2316.N1	11-OCT-2009 01:46:56	Dark	36.500	161	Tau Pup	2.9310	4500.0	73	39808	No
15	GOM_NL__2PRFIN20091011_014819_000000372083_00175_39808_2317.N1	11-OCT-2009 01:48:19	Dark	37.000	2	Alp Car	-0.73600	7000.0	74	39808	No
16	GOM_NL__2PRFIN20091011_020024_000000372083_00175_39808_2318.N1	11-OCT-2009 02:00:24	Straylight	37.000	157	The1Eri	2.9060	9300.0	74	39808	No
17	GOM_NL__2PRFIN20091011_022328_000000442083_00175_39808_2319.N1	11-OCT-2009 02:23:28	Bright	43.500	105	6Bet Ari	2.6450	8900.0	87	39808	No
18	GOM_NL__2PRFIN20091011_022635_000000372083_00175_39808_2320.N1	11-OCT-2009 02:26:35	Bright	36.500	53	43Bet And	2.0480	3300.0	73	39808	No
19	GOM_NL__2PRFIN20091011_022842_000000452083_00175_39808_2321.N1	11-OCT-2009 02:28:42	Bright	44.500	173	4Bet Tri	3.0040	8900.0	89	39808	No
20	GOM_NL__2PRFIN20091011_023027_000000412083_00175_39808_2322.N1	11-OCT-2009 02:30:27	Bright	41.000	73	57Gam1And	2.2600	13100.	82	39808	No
21	GOM_NL__2PRFIN20091011_023346_000000342083_00175_39808_2323.N1	11-OCT-2009 02:33:46	Bright	33.500	110	37Del Cas	2.6780	8900.0	67	39808	No
22	GOM_NL__2PRFIN20091011_023553_000000412083_00175_39808_2324.N1	11-OCT-2009 02:35:53	Bright	41.000	160	23Gam Per	2.9300	4700.0	82	39808	No
23	GOM_NL__2PRFIN20091011_030034_000000282083_00175_39808_2325.N1	11-OCT-2009 03:00:34	Twilight	27.500	166	17Eps Leo	2.9800	6000.0	55	39808	No
24	GOM_NL__2PRFIN20091011_031047_000000312083_00175_39808_2326.N1	11-OCT-2009 03:10:47	Twilight	31.000	48	30Alp Hya	1.9770	4100.0	62	39808	No
25	GOM_NL__2PRFIN20091011_031903_000000412083_00175_39808_2327.N1	11-OCT-2009 03:19:03	Dark	40.500	132	15Rho Pup	2.8030	6900.0	81	39808	No
26	GOM_NL__2PRFIN20091011_032222_000000362083_00175_39808_2328.N1	11-OCT-2009 03:22:22	Dark	36.000	70	Zet Pup	2.2460	39000.	72	39808	No
27	GOM_NL__2PRFIN20091011_032421_000000422083_00176_39809_2325.N1	11-OCT-2009 03:24:21	Dark	42.000	37	25Del CMa	1.8300	5900.0	84	39809	No
28	GOM_NL__2PRFIN20091011_032733_000000372083_00176_39809_2326.N1	11-OCT-2009 03:27:33	Dark	36.500	161	Tau Pup	2.9310	4500.0	73	39809	No
29	GOM_NL__2PRFIN20091011_032856_000000372083_00176_39809_2327.N1	11-OCT-2009 03:28:56	Dark	36.500	2	Alp Car	-0.73600	7000.0	73	39809	No
30	GOM_NL__2PRFIN20091011_034101_000000372083_00176_39809_2328.N1	11-OCT-2009 03:41:01	Straylight	36.500	157	The1Eri	2.9060	9300.0	73	39809	No
31	GOM_NL__2PRFIN20091011_040403_000000442083_00176_39809_2329.N1	11-OCT-2009 04:04:03	Bright	43.500	105	6Bet Ari	2.6450	8900.0	87	39809	No
32	GOM_NL__2PRFIN20091011_040711_000000372083_00176_39809_2330.N1	11-OCT-2009 04:07:11	Bright	36.500	53	43Bet And	2.0480	3300.0	73	39809	No
33	GOM_NL__2PRFIN20091011_040918_000000442083_00176_39809_2331.N1	11-OCT-2009 04:09:18	Bright	43.500	173	4Bet Tri	3.0040	8900.0	87	39809	No
34	GOM_NL__2PRFIN20091011_041102_000000412083_00176_39809_2332.N1	11-OCT-2009 04:11:02	Bright	41.000	73	57Gam1And	2.2600	13100.	82	39809	No
35	GOM_NL__2PRFIN20091011_041422_000000342083_00176_39809_2333.N1	11-OCT-2009 04:14:22	Bright	33.500	110	37Del Cas	2.6780	8900.0	67	39809	No
36	GOM_NL__2PRFIN20091011_041629_000000412083_00176_39809_2334.N1	11-OCT-2009 04:16:29	Bright	40.500	160	23Gam Per	2.9300	4700.0	81	39809	No
37	GOM_NL__2PRFIN20091011_044110_000000282083_00176_39809_2335.N1	11-OCT-2009 04:41:10	Twilight	27.500	166	17Eps Leo	2.9800	6000.0	55	39809	No
38	GOM_NL__2PRFIN20091011_045124_000000312083_00176_39809_2336.N1	11-OCT-2009 04:51:24	Twilight	31.000	48	30Alp Hya	1.9770	4100.0	62	39809	No
39	GOM_NL__2PRFIN20091011_045940_000000412083_00176_39809_2337.N1	11-OCT-2009 04:59:40	Dark	41.000	132	15Rho Pup	2.8030	6900.0	82	39809	No
40	GOM_NL__2PRFIN20091011_050259_000000362083_00176_39809_2338.N1	11-OCT-2009 05:02:59	Dark	36.000	70	Zet Pup	2.2460	39000.	72	39809	No
41	GOM_NL__2PRFIN20091011_050459_000000422083_00177_39810_2335.N1	11-OCT-2009 05:04:59	Dark	42.000	37	25Del CMa	1.8300	5900.0	84	39810	No
42	GOM_NL__2PRFIN20091011_052137_000000372083_00177_39810_2336.N1	11-OCT-2009 05:21:37	Straylight	37.000	157	The1Eri	2.9060	9300.0	74	39810	No

43	GOM_NL__2PRFIN20091011_054438_000000442083_00177_39810_2337.N1	11-OCT-2009 05:44:38	Bright	44.000	105	6Bet Ari	2.6450	8900.0	88	39810	No
44	GOM_NL__2PRFIN20091011_054747_000000362083_00177_39810_2338.N1	11-OCT-2009 05:47:47	Bright	36.000	53	43Bet And	2.0480	3300.0	72	39810	No
45	GOM_NL__2PRFIN20091011_054953_000000442083_00177_39810_2339.N1	11-OCT-2009 05:49:53	Bright	44.000	173	4Bet Tri	3.0040	8900.0	88	39810	No
46	GOM_NL__2PRFIN20091011_055137_000000412083_00177_39810_2340.N1	11-OCT-2009 05:51:37	Bright	41.000	73	57Gam1And	2.2600	13100.	82	39810	No
47	GOM_NL__2PRFIN20091011_055457_000000342083_00177_39810_2341.N1	11-OCT-2009 05:54:57	Bright	33.500	110	37Del Cas	2.6780	8900.0	67	39810	No
48	GOM_NL__2PRFIN20091011_055704_000000412083_00177_39810_2342.N1	11-OCT-2009 05:57:04	Bright	41.000	160	23Gam Per	2.9300	4700.0	82	39810	No
49	GOM_NL__2PRFIN20091011_062146_000000282083_00177_39810_2343.N1	11-OCT-2009 06:21:46	Tw_i_and_stray	28.000	166	17Eps Leo	2.9800	6000.0	56	39810	No
50	GOM_NL__2PRFIN20091011_063200_000000312083_00177_39810_2344.N1	11-OCT-2009 06:32:00	Dark	31.000	48	30Alp Hya	1.9770	4100.0	62	39810	No
51	GOM_NL__2PRFIN20091011_064017_000000412083_00177_39810_2345.N1	11-OCT-2009 06:40:17	Dark	41.000	132	15Rho Pup	2.8030	6900.0	82	39810	No
52	GOM_NL__2PRFIN20091011_064336_000000372083_00177_39810_2346.N1	11-OCT-2009 06:43:36	Dark	36.500	70	Zet Pup	2.2460	39000.	73	39810	No
53	GOM_NL__2PRFIN20091011_064537_000000382083_00178_39811_2344.N1	11-OCT-2009 06:45:37	Dark	38.000	37	25Del CMa	1.8300	5900.0	76	39811	No
54	GOM_NL__2PRFIN20091011_070214_000000372083_00178_39811_2345.N1	11-OCT-2009 07:02:14	Straylight	36.500	157	The1Eri	2.9060	9300.0	73	39811	No
55	GOM_NL__2PRFIN20091011_072514_000000442083_00178_39811_2346.N1	11-OCT-2009 07:25:14	Bright	44.000	105	6Bet Ari	2.6450	8900.0	88	39811	No
56	GOM_NL__2PRFIN20091011_072822_000000372083_00178_39811_2347.N1	11-OCT-2009 07:28:22	Bright	36.500	53	43Bet And	2.0480	3300.0	73	39811	No
57	GOM_NL__2PRFIN20091011_073027_000000452083_00178_39811_2348.N1	11-OCT-2009 07:30:27	Bright	44.500	173	4Bet Tri	3.0040	8900.0	89	39811	No
58	GOM_NL__2PRFIN20091011_073213_000000412083_00178_39811_2349.N1	11-OCT-2009 07:32:13	Bright	41.000	73	57Gam1And	2.2600	13100.	82	39811	No
59	GOM_NL__2PRFIN20091011_073533_000000342083_00178_39811_2350.N1	11-OCT-2009 07:35:33	Bright	34.000	110	37Del Cas	2.6780	8900.0	68	39811	No
60	GOM_NL__2PRFIN20091011_073739_000000422083_00178_39811_2351.N1	11-OCT-2009 07:37:39	Bright	41.500	160	23Gam Per	2.9300	4700.0	83	39811	No
61	GOM_NL__2PRFIN20091011_080223_000000282083_00178_39811_2352.N1	11-OCT-2009 08:02:23	Tw_i_and_stray	27.500	166	17Eps Leo	2.9800	6000.0	55	39811	No
62	GOM_NL__2PRFIN20091011_081237_000000312083_00178_39811_2353.N1	11-OCT-2009 08:12:37	Dark	31.000	48	30Alp Hya	1.9770	4100.0	62	39811	No
63	GOM_NL__2PRFIN20091011_082054_000000412083_00178_39811_2354.N1	11-OCT-2009 08:20:54	Dark	41.000	132	15Rho Pup	2.8030	6900.0	82	39811	No
64	GOM_NL__2PRFIN20091011_082413_000000372083_00178_39811_2355.N1	11-OCT-2009 08:24:13	Dark	36.500	70	Zet Pup	2.2460	39000.	73	39811	No
65	GOM_NL__2PRFIN20091011_082614_000000382083_00179_39812_2353.N1	11-OCT-2009 08:26:14	Dark	38.000	37	25Del CMa	1.8300	5900.0	76	39812	No
66	GOM_NL__2PRFIN20091011_082724_000000532083_00179_39812_2354.N1	11-OCT-2009 08:27:24	Dark	52.500	23	21Eps CMa	1.5020	26000.	105	39812	No
67	GOM_NL__2PRFIN20091011_084250_000000372083_00179_39812_2355.N1	11-OCT-2009 08:42:50	Straylight	36.500	157	The1Eri	2.9060	9300.0	73	39812	No
68	GOM_NL__2PRFIN20091011_090549_000000442083_00179_39812_2356.N1	11-OCT-2009 09:05:49	Bright	44.000	105	6Bet Ari	2.6450	8900.0	88	39812	No
69	GOM_NL__2PRFIN20091011_090858_000000362083_00179_39812_2357.N1	11-OCT-2009 09:08:58	Bright	36.000	53	43Bet And	2.0480	3300.0	72	39812	No
70	GOM_NL__2PRFIN20091011_091102_000000452083_00179_39812_2358.N1	11-OCT-2009 09:11:02	Bright	44.500	173	4Bet Tri	3.0040	8900.0	89	39812	No
71	GOM_NL__2PRFIN20091011_091248_000000412083_00179_39812_2359.N1	11-OCT-2009 09:12:48	Bright	41.000	73	57Gam1And	2.2600	13100.	82	39812	No
72	GOM_NL__2PRFIN20091011_091608_000000342083_00179_39812_2360.N1	11-OCT-2009 09:16:08	Bright	33.500	110	37Del Cas	2.6780	8900.0	67	39812	No
73	GOM_NL__2PRFIN20091011_091814_000000422083_00179_39812_2361.N1	11-OCT-2009 09:18:14	Bright	41.500	160	23Gam Per	2.9300	4700.0	83	39812	No
74	GOM_NL__2PRFIN20091011_094259_000000282083_00179_39812_2362.N1	11-OCT-2009 09:42:59	Tw_i_and_stray	28.000	166	17Eps Leo	2.9800	6000.0	56	39812	No
75	GOM_NL__2PRFIN20091011_095313_000000312083_00179_39812_2363.N1	11-OCT-2009 09:53:13	Dark	31.000	48	30Alp Hya	1.9770	4100.0	62	39812	No
76	GOM_NL__2PRFIN20091011_100131_000000422083_00179_39812_2364.N1	11-OCT-2009 10:01:31	Dark	41.500	132	15Rho Pup	2.8030	6900.0	83	39812	No
77	GOM_NL__2PRFIN20091011_100449_000000372083_00179_39812_2365.N1	11-OCT-2009 10:04:49	Dark	36.500	70	Zet Pup	2.2460	39000.	73	39812	No
78	GOM_NL__2PRFIN20091011_100652_000000332083_00180_39813_2362.N1	11-OCT-2009 10:06:52	Dark	33.000	37	25Del CMa	1.8300	5900.0	66	39813	No
79	GOM_NL__2PRFIN20091011_100802_000000522083_00180_39813_2363.N1	11-OCT-2009 10:08:02	Dark	52.000	23	21Eps CMa	1.5020	26000.	104	39813	No
80	GOM_NL__2PRFIN20091011_102327_000000372083_00180_39813_2364.N1	11-OCT-2009 10:23:27	Straylight	36.500	157	The1Eri	2.9060	9300.0	73	39813	No
81	GOM_NL__2PRFIN20091011_104624_000000442083_00180_39813_2365.N1	11-OCT-2009 10:46:24	Bright	43.500	105	6Bet Ari	2.6450	8900.0	87	39813	No
82	GOM_NL__2PRFIN20091011_104933_000000372083_00180_39813_2366.N1	11-OCT-2009 10:49:33	Bright	36.500	53	43Bet And	2.0480	3300.0	73	39813	No
83	GOM_NL__2PRFIN20091011_105138_000000442083_00180_39813_2367.N1	11-OCT-2009 10:51:38	Bright	44.000	173	4Bet Tri	3.0040	8900.0	88	39813	No
84	GOM_NL__2PRFIN20091011_105323_000000412083_00180_39813_2368.N1	11-OCT-2009 10:53:23	Bright	41.000	73	57Gam1And	2.2600	13100.	82	39813	No
85	GOM_NL__2PRFIN20091011_105644_000000342083_00180_39813_2369.N1	11-OCT-2009 10:56:44	Bright	33.500	110	37Del Cas	2.6780	8900.0	67	39813	No
86	GOM_NL__2PRFIN20091011_105849_000000422083_00180_39813_2370.N1	11-OCT-2009 10:58:49	Bright	41.500	160	23Gam Per	2.9300	4700.0	83	39813	No
87	GOM_NL__2PRFIN20091011_112335_000000282083_00180_39813_2371.N1	11-OCT-2009 11:23:35	Tw_i_and_stray	27.500	166	17Eps Leo	2.9800	6000.0	55	39813	No
88	GOM_NL__2PRFIN20091011_113350_000000312083_00180_39813_2372.N1	11-OCT-2009 11:33:50	Dark	31.000	48	30Alp Hya	1.9770	4100.0	62	39813	No
89	GOM_NL__2PRFIN20091011_114208_000000412083_00180_39813_2373.N1	11-OCT-2009 11:42:08	Dark	41.000	132	15Rho Pup	2.8030	6900.0	82	39813	No
90	GOM_NL__2PRFIN20091011_114526_000000372083_00180_39813_2374.N1	11-OCT-2009 11:45:26	Dark	36.500	70	Zet Pup	2.2460	39000.	73	39813	No
91	GOM_NL__2PRFIN20091011_114729_000000332083_00181_39814_2392.N1	11-OCT-2009 11:47:29	Dark	33.000	37	25Del CMa	1.8300	5900.0	66	39814	No
92	GOM_NL__2PRFIN20091011_115037_000000372083_00181_39814_2393.N1	11-OCT-2009 11:50:37	Dark	37.000	161	Tau Pup	2.9310	4500.0	74	39814	No
93	GOM_NL__2PRFIN20091011_115159_000000372083_00181_39814_2394.N1	11-OCT-2009 11:51:59	Dark	37.000	2	Alp Car	-0.73600	7000.0	74	39814	No
94	GOM_NL__2PRFIN20091011_120403_000000372083_00181_39814_2395.N1	11-OCT-2009 12:04:03	Straylight	36.500	157	The1Eri	2.9060	9300.0	73	39814	No
95	GOM_NL__2PRFIN20091011_122659_000000442083_00181_39814_2396.N1	11-OCT-2009 12:26:59	Bright	44.000	105	6Bet Ari	2.6450	8900.0	88	39814	No
96	GOM_NL__2PRFIN20091011_123009_000000372083_00181_39814_2397.N1	11-OCT-2009 12:30:09	Bright	36.500	53	43Bet And	2.0480	3300.0	73	39814	No
97	GOM_NL__2PRFIN20091011_123213_000000442083_00181_39814_2398.N1	11-OCT-2009 12:32:13	Bright	44.000	173	4Bet Tri	3.0040	8900.0	88	39814	No
98	GOM_NL__2PRFIN20091011_123358_000000412083_00181_39814_2399.N1	11-OCT-2009 12:33:58	Bright	41.000	73	57Gam1And	2.2600	13100.	82	39814	No
99	GOM_NL__2PRFIN20091011_123719_000000342083_00181_39814_2400.N1	11-OCT-2009 12:37:19	Bright	34.000	110	37Del Cas	2.6780	8900.0	68	39814	No
100	GOM_NL__2PRFIN20091011_123924_000000422083_00181_39814_2401.N1	11-OCT-2009 12:39:24	Bright	41.500	160	23Gam Per	2.9300	4700.0	83	39814	No
101	GOM_NL__2PRFIN20091011_130411_000000282083_00181_39814_2402.N1	11-OCT-2009 13:04:11	Tw_i_and_stray	28.000	166	17Eps Leo	2.9800	6000.0	56	39814	No

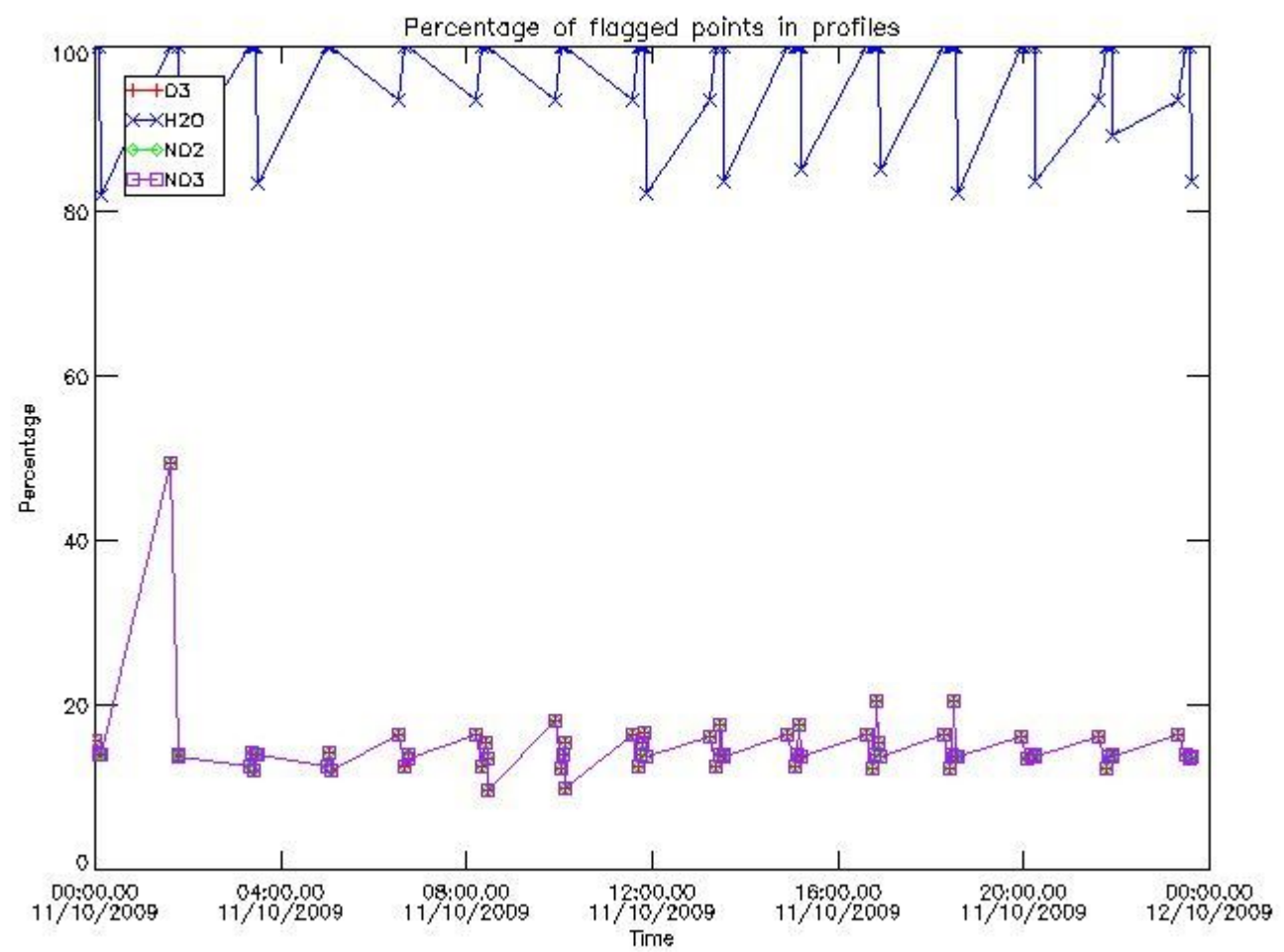
102	GOM_NL__2PRFIN20091011_131426_000000322083_00181_39814_2403.N1	11-OCT-2009 13:14:26	Dark	31.500	48	30Alp Hya	1.9770	4100.0	63	39814	No
103	GOM_NL__2PRFIN20091011_132245_000000412083_00181_39814_2404.N1	11-OCT-2009 13:22:45	Dark	41.000	132	15Rho Pup	2.8030	6900.0	82	39814	No
104	GOM_NL__2PRFIN20091011_132603_000000372083_00181_39814_2405.N1	11-OCT-2009 13:26:03	Dark	36.500	70	Zet Pup	2.2460	39000.	73	39814	No
105	GOM_NL__2PRFIN20091011_132807_000000292083_00182_39815_2401.N1	11-OCT-2009 13:28:07	Dark	29.000	37	25Del CMa	1.8300	5900.0	58	39815	No
106	GOM_NL__2PRFIN20091011_133113_000000372083_00182_39815_2402.N1	11-OCT-2009 13:31:13	Dark	36.500	161	Tau Pup	2.9310	4500.0	73	39815	No
107	GOM_NL__2PRFIN20091011_133236_000000372083_00182_39815_2403.N1	11-OCT-2009 13:32:36	Dark	37.000	2	Alp Car	-0.73600	7000.0	74	39815	No
108	GOM_NL__2PRFIN20091011_134440_000000362083_00182_39815_2404.N1	11-OCT-2009 13:44:40	Straylight	36.000	157	The1Eri	2.9060	9300.0	72	39815	No
109	GOM_NL__2PRFIN20091011_140735_000000432083_00182_39815_2405.N1	11-OCT-2009 14:07:35	Bright	43.000	105	6Bet Ari	2.6450	8900.0	86	39815	No
110	GOM_NL__2PRFIN20091011_141044_000000372083_00182_39815_2406.N1	11-OCT-2009 14:10:44	Bright	36.500	53	43Bet And	2.0480	3300.0	73	39815	No
111	GOM_NL__2PRFIN20091011_141248_000000442083_00182_39815_2407.N1	11-OCT-2009 14:12:48	Bright	44.000	173	4Bet Tri	3.0040	8900.0	88	39815	No
112	GOM_NL__2PRFIN20091011_141433_000000422083_00182_39815_2408.N1	11-OCT-2009 14:14:33	Bright	41.500	73	57Gam1And	2.2600	13100.	83	39815	No
113	GOM_NL__2PRFIN20091011_141755_000000342083_00182_39815_2409.N1	11-OCT-2009 14:17:55	Bright	33.500	110	37Del Cas	2.6780	8900.0	67	39815	No
114	GOM_NL__2PRFIN20091011_141959_000000422083_00182_39815_2410.N1	11-OCT-2009 14:19:59	Bright	41.500	160	23Gam Per	2.9300	4700.0	83	39815	No
115	GOM_NL__2PRFIN20091011_144447_000000282083_00182_39815_2411.N1	11-OCT-2009 14:44:47	Tw_i_and_stray	27.500	166	17Eps Leo	2.9800	6000.0	55	39815	No
116	GOM_NL__2PRFIN20091011_145503_000000312083_00182_39815_2412.N1	11-OCT-2009 14:55:03	Dark	31.000	48	30Alp Hya	1.9770	4100.0	62	39815	No
117	GOM_NL__2PRFIN20091011_150322_000000412083_00182_39815_2413.N1	11-OCT-2009 15:03:22	Dark	41.000	132	15Rho Pup	2.8030	6900.0	82	39815	No
118	GOM_NL__2PRFIN20091011_150640_000000372083_00182_39815_2414.N1	11-OCT-2009 15:06:40	Dark	36.500	70	Zet Pup	2.2460	39000.	73	39815	No
119	GOM_NL__2PRFIN20091011_150844_000000292083_00183_39816_2410.N1	11-OCT-2009 15:08:44	Dark	29.000	37	25Del CMa	1.8300	5900.0	58	39816	No
120	GOM_NL__2PRFIN20091011_151150_000000372083_00183_39816_2411.N1	11-OCT-2009 15:11:50	Dark	37.000	161	Tau Pup	2.9310	4500.0	74	39816	No
121	GOM_NL__2PRFIN20091011_151313_000000372083_00183_39816_2412.N1	11-OCT-2009 15:13:13	Dark	37.000	2	Alp Car	-0.73600	7000.0	74	39816	No
122	GOM_NL__2PRFIN20091011_152517_000000362083_00183_39816_2413.N1	11-OCT-2009 15:25:17	Straylight	36.000	157	The1Eri	2.9060	9300.0	72	39816	No
123	GOM_NL__2PRFIN20091011_154810_000000442083_00183_39816_2414.N1	11-OCT-2009 15:48:10	Bright	43.500	105	6Bet Ari	2.6450	8900.0	87	39816	No
124	GOM_NL__2PRFIN20091011_155120_000000362083_00183_39816_2415.N1	11-OCT-2009 15:51:20	Bright	36.000	53	43Bet And	2.0480	3300.0	72	39816	No
125	GOM_NL__2PRFIN20091011_155323_000000442083_00183_39816_2416.N1	11-OCT-2009 15:53:23	Bright	44.000	173	4Bet Tri	3.0040	8900.0	88	39816	No
126	GOM_NL__2PRFIN20091011_155508_000000412083_00183_39816_2417.N1	11-OCT-2009 15:55:08	Bright	41.000	73	57Gam1And	2.2600	13100.	82	39816	No
127	GOM_NL__2PRFIN20091011_155830_000000342083_00183_39816_2418.N1	11-OCT-2009 15:58:30	Bright	33.500	110	37Del Cas	2.6780	8900.0	67	39816	No
128	GOM_NL__2PRFIN20091011_160034_000000422083_00183_39816_2419.N1	11-OCT-2009 16:00:34	Bright	41.500	160	23Gam Per	2.9300	4700.0	83	39816	No
129	GOM_NL__2PRFIN20091011_162523_000000282083_00183_39816_2420.N1	11-OCT-2009 16:25:23	Tw_i_and_stray	28.000	166	17Eps Leo	2.9800	6000.0	56	39816	No
130	GOM_NL__2PRFIN20091011_163539_000000312083_00183_39816_2421.N1	11-OCT-2009 16:35:39	Dark	31.000	48	30Alp Hya	1.9770	4100.0	62	39816	No
131	GOM_NL__2PRFIN20091011_164359_000000422083_00183_39816_2422.N1	11-OCT-2009 16:43:59	Dark	41.500	132	15Rho Pup	2.8030	6900.0	83	39816	No
132	GOM_NL__2PRFIN20091011_164717_000000372083_00183_39816_2423.N1	11-OCT-2009 16:47:17	Dark	36.500	70	Zet Pup	2.2460	39000.	73	39816	No
133	GOM_NL__2PRFIN20091011_164922_000000252083_00184_39817_2419.N1	11-OCT-2009 16:49:22	Dark	25.000	37	25Del CMa	1.8300	5900.0	50	39817	No
134	GOM_NL__2PRFIN20091011_165227_000000372083_00184_39817_2420.N1	11-OCT-2009 16:52:27	Dark	36.500	161	Tau Pup	2.9310	4500.0	73	39817	No
135	GOM_NL__2PRFIN20091011_165350_000000372083_00184_39817_2421.N1	11-OCT-2009 16:53:50	Dark	37.000	2	Alp Car	-0.73600	7000.0	74	39817	No
136	GOM_NL__2PRFIN20091011_170553_000000362083_00184_39817_2422.N1	11-OCT-2009 17:05:53	Straylight	36.000	157	The1Eri	2.9060	9300.0	72	39817	No
137	GOM_NL__2PRFIN20091011_172845_000000442083_00184_39817_2423.N1	11-OCT-2009 17:28:45	Bright	43.500	105	6Bet Ari	2.6450	8900.0	87	39817	No
138	GOM_NL__2PRFIN20091011_173155_000000362083_00184_39817_2424.N1	11-OCT-2009 17:31:55	Bright	36.000	53	43Bet And	2.0480	3300.0	72	39817	No
139	GOM_NL__2PRFIN20091011_173358_000000442083_00184_39817_2425.N1	11-OCT-2009 17:33:58	Bright	44.000	173	4Bet Tri	3.0040	8900.0	88	39817	No
140	GOM_NL__2PRFIN20091011_173544_000000412083_00184_39817_2426.N1	11-OCT-2009 17:35:44	Bright	41.000	73	57Gam1And	2.2600	13100.	82	39817	No
141	GOM_NL__2PRFIN20091011_173906_000000342083_00184_39817_2427.N1	11-OCT-2009 17:39:06	Bright	33.500	110	37Del Cas	2.6780	8900.0	67	39817	No
142	GOM_NL__2PRFIN20091011_174109_000000422083_00184_39817_2428.N1	11-OCT-2009 17:41:09	Bright	41.500	160	23Gam Per	2.9300	4700.0	83	39817	No
143	GOM_NL__2PRFIN20091011_180600_000000282083_00184_39817_2429.N1	11-OCT-2009 18:06:00	Tw_i_and_stray	27.500	166	17Eps Leo	2.9800	6000.0	55	39817	No
144	GOM_NL__2PRFIN20091011_181616_000000312083_00184_39817_2430.N1	11-OCT-2009 18:16:16	Dark	31.000	48	30Alp Hya	1.9770	4100.0	62	39817	No
145	GOM_NL__2PRFIN20091011_182436_000000422083_00184_39817_2431.N1	11-OCT-2009 18:24:36	Dark	41.500	132	15Rho Pup	2.8030	6900.0	83	39817	No
146	GOM_NL__2PRFIN20091011_182753_000000372083_00184_39817_2432.N1	11-OCT-2009 18:27:53	Dark	36.500	70	Zet Pup	2.2460	39000.	73	39817	No
147	GOM_NL__2PRFIN20091011_183000_000000252083_00185_39818_2428.N1	11-OCT-2009 18:30:00	Dark	25.000	37	25Del CMa	1.8300	5900.0	50	39818	No
148	GOM_NL__2PRFIN20091011_183304_000000372083_00185_39818_2429.N1	11-OCT-2009 18:33:04	Dark	37.000	161	Tau Pup	2.9310	4500.0	74	39818	No
149	GOM_NL__2PRFIN20091011_183426_000000372083_00185_39818_2430.N1	11-OCT-2009 18:34:26	Dark	36.500	2	Alp Car	-0.73600	7000.0	73	39818	No
150	GOM_NL__2PRFIN20091011_184629_000000372083_00185_39818_2431.N1	11-OCT-2009 18:46:29	Straylight	37.000	157	The1Eri	2.9060	9300.0	74	39818	No
151	GOM_NL__2PRFIN20091011_190921_000000442083_00185_39818_2432.N1	11-OCT-2009 19:09:21	Bright	43.500	105	6Bet Ari	2.6450	8900.0	87	39818	No
152	GOM_NL__2PRFIN20091011_191231_000000372083_00185_39818_2433.N1	11-OCT-2009 19:12:31	Bright	36.500	53	43Bet And	2.0480	3300.0	73	39818	No
153	GOM_NL__2PRFIN20091011_191433_000000442083_00185_39818_2434.N1	11-OCT-2009 19:14:33	Bright	44.000	173	4Bet Tri	3.0040	8900.0	88	39818	No
154	GOM_NL__2PRFIN20091011_191619_000000412083_00185_39818_2435.N1	11-OCT-2009 19:16:19	Bright	41.000	73	57Gam1And	2.2600	13100.	82	39818	No
155	GOM_NL__2PRFIN20091011_191942_000000342083_00185_39818_2436.N1	11-OCT-2009 19:19:42	Bright	33.500	110	37Del Cas	2.6780	8900.0	67	39818	No
156	GOM_NL__2PRFIN20091011_192144_000000422083_00185_39818_2437.N1	11-OCT-2009 19:21:44	Bright	41.500	160	23Gam Per	2.9300	4700.0	83	39818	No
157	GOM_NL__2PRFIN20091011_194636_000000282083_00185_39818_2438.N1	11-OCT-2009 19:46:36	Tw_i_and_stray	28.000	166	17Eps Leo	2.9800	6000.0	56	39818	No
158	GOM_NL__2PRFIN20091011_195652_000000322083_00185_39818_2439.N1	11-OCT-2009 19:56:52	Dark	31.500	48	30Alp Hya	1.9770	4100.0	63	39818	No
159	GOM_NL__2PRFIN20091011_200513_000000422083_00185_39818_2440.N1	11-OCT-2009 20:05:13	Dark	41.500	132	15Rho Pup	2.8030	6900.0	83	39818	No
160	GOM_NL__2PRFIN20091011_200830_000000372083_00185_39818_2441.N1	11-OCT-2009 20:08:30	Dark	36.500	70	Zet Pup	2.2460	39000.	73	39818	No

161	GOM_NL__2PRFIN20091011_201341_000000372083_00186_39819_2437.N1	11-OCT-2009 20:13:41	Dark	36.500	161	Tau Pup	2.9310	4500.0	73	39819	No
162	GOM_NL__2PRFIN20091011_201503_000000372083_00186_39819_2438.N1	11-OCT-2009 20:15:03	Dark	36.500	2	Alp Car	-0.73600	7000.0	73	39819	No
163	GOM_NL__2PRFIN20091011_202706_000000372083_00186_39819_2439.N1	11-OCT-2009 20:27:06	Straylight	36.500	157	The1Eri	2.9060	9300.0	73	39819	No
164	GOM_NL__2PRFIN20091011_204956_000000442083_00186_39819_2440.N1	11-OCT-2009 20:49:56	Bright	43.500	105	6Bet Ari	2.6450	8900.0	87	39819	No
165	GOM_NL__2PRFIN20091011_205306_000000372083_00186_39819_2441.N1	11-OCT-2009 20:53:06	Bright	36.500	53	43Bet And	2.0480	3300.0	73	39819	No
166	GOM_NL__2PRFIN20091011_205508_000000442083_00186_39819_2442.N1	11-OCT-2009 20:55:08	Bright	44.000	173	4Bet Tri	3.0040	8900.0	88	39819	No
167	GOM_NL__2PRFIN20091011_205654_000000412083_00186_39819_2443.N1	11-OCT-2009 20:56:54	Bright	40.500	73	57Gam1And	2.2600	13100.	81	39819	No
168	GOM_NL__2PRFIN20091011_210017_000000342083_00186_39819_2444.N1	11-OCT-2009 21:00:17	Bright	34.000	110	37Del Cas	2.6780	8900.0	68	39819	No
169	GOM_NL__2PRFIN20091011_210219_000000422083_00186_39819_2445.N1	11-OCT-2009 21:02:19	Bright	41.500	160	23Gam Per	2.9300	4700.0	83	39819	No
170	GOM_NL__2PRFIN20091011_212712_000000282083_00186_39819_2446.N1	11-OCT-2009 21:27:12	Tw_i_and_stray	27.500	166	17Eps Leo	2.9800	6000.0	55	39819	No
171	GOM_NL__2PRFIN20091011_213729_000000322083_00186_39819_2447.N1	11-OCT-2009 21:37:29	Dark	31.500	48	30Alp Hya	1.9770	4100.0	63	39819	No
172	GOM_NL__2PRFIN20091011_214551_000000422083_00186_39819_2448.N1	11-OCT-2009 21:45:51	Dark	41.500	132	15Rho Pup	2.8030	6900.0	83	39819	No
173	GOM_NL__2PRFIN20091011_214907_000000372083_00186_39819_2449.N1	11-OCT-2009 21:49:07	Dark	37.000	70	Zet Pup	2.2460	39000.	74	39819	No
174	GOM_NL__2PRFIN20091011_215418_000000372083_00187_39820_2446.N1	11-OCT-2009 21:54:18	Dark	36.500	161	Tau Pup	2.9310	4500.0	73	39820	No
175	GOM_NL__2PRFIN20091011_215540_000000372083_00187_39820_2447.N1	11-OCT-2009 21:55:40	Dark	37.000	2	Alp Car	-0.73600	7000.0	74	39820	No
176	GOM_NL__2PRFIN20091011_220742_000000372083_00187_39820_2448.N1	11-OCT-2009 22:07:42	Straylight	36.500	157	The1Eri	2.9060	9300.0	73	39820	No
177	GOM_NL__2PRFIN20091011_223031_000000432083_00187_39820_2449.N1	11-OCT-2009 22:30:31	Bright	43.000	105	6Bet Ari	2.6450	8900.0	86	39820	No
178	GOM_NL__2PRFIN20091011_223342_000000372083_00187_39820_2450.N1	11-OCT-2009 22:33:42	Bright	36.500	53	43Bet And	2.0480	3300.0	73	39820	No
179	GOM_NL__2PRFIN20091011_223543_000000442083_00187_39820_2451.N1	11-OCT-2009 22:35:43	Bright	44.000	173	4Bet Tri	3.0040	8900.0	88	39820	No
180	GOM_NL__2PRFIN20091011_223729_000000412083_00187_39820_2452.N1	11-OCT-2009 22:37:29	Bright	41.000	73	57Gam1And	2.2600	13100.	82	39820	No
181	GOM_NL__2PRFIN20091011_224053_000000342083_00187_39820_2453.N1	11-OCT-2009 22:40:53	Bright	34.000	110	37Del Cas	2.6780	8900.0	68	39820	No
182	GOM_NL__2PRFIN20091011_224254_000000422083_00187_39820_2454.N1	11-OCT-2009 22:42:54	Bright	41.500	160	23Gam Per	2.9300	4700.0	83	39820	No
183	GOM_NL__2PRFIN20091011_230748_000000282083_00187_39820_2455.N1	11-OCT-2009 23:07:48	Tw_i_and_stray	27.500	166	17Eps Leo	2.9800	6000.0	55	39820	No
184	GOM_NL__2PRFIN20091011_231805_000000312083_00187_39820_2456.N1	11-OCT-2009 23:18:05	Dark	31.000	48	30Alp Hya	1.9770	4100.0	62	39820	No
185	GOM_NL__2PRFIN20091011_232944_000000372083_00187_39820_2457.N1	11-OCT-2009 23:29:44	Dark	36.500	70	Zet Pup	2.2460	39000.	73	39820	No
186	GOM_NL__2PRFIN20091011_233454_000000382083_00188_39821_2455.N1	11-OCT-2009 23:34:54	Dark	37.500	161	Tau Pup	2.9310	4500.0	75	39821	No
187	GOM_NL__2PRFIN20091011_233617_000000372083_00188_39821_2456.N1	11-OCT-2009 23:36:17	Dark	37.000	2	Alp Car	-0.73600	7000.0	74	39821	No
188	GOM_NL__2PRFIN20091011_234818_000000372083_00188_39821_2457.N1	11-OCT-2009 23:48:18	Straylight	37.000	157	The1Eri	2.9060	9300.0	74	39821	No

3. Quality information per product


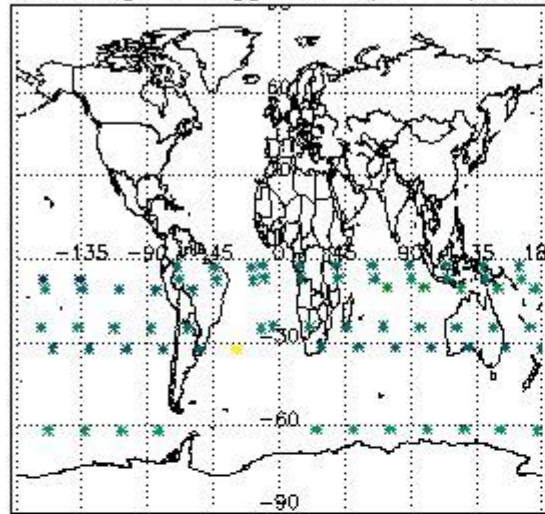
In this section it is plotted some information contained in the Quality Summary data set of the level 2 products. Only products in dark limb conditions and without errors (error flag in the MPH set to "0") are used.

3.1 Plot quality information per product (time dependant)

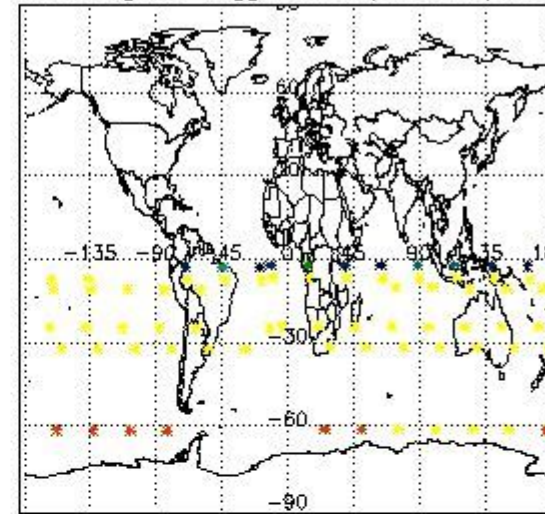


3.2 Plot quality information per product (world map)


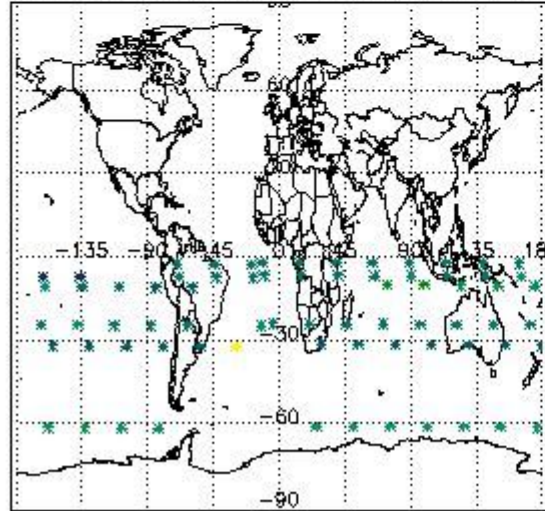
Percentage of flagged data per O3 profile



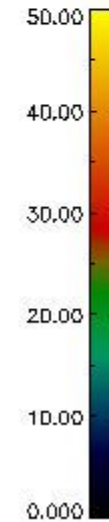
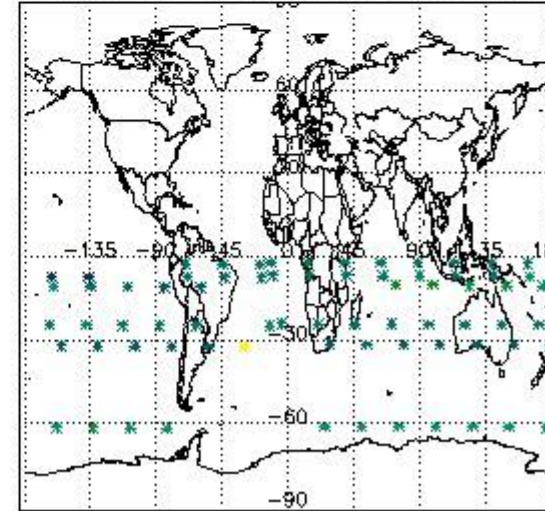
Percentage of flagged data per H2O profile



Percentage of flagged data per NO2 profile



Percentage of flagged data per NO3 profile

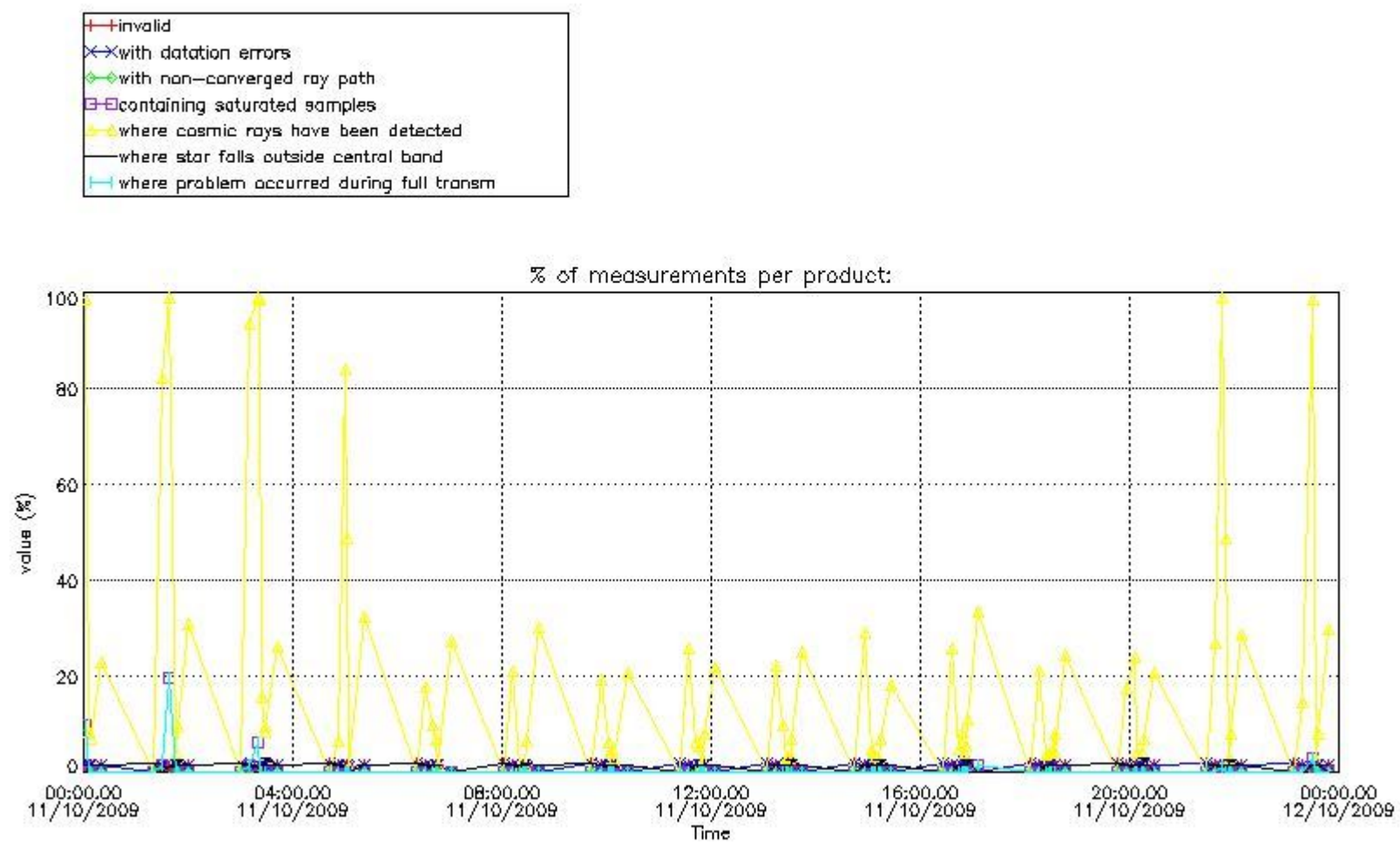


4. Level 1 quality information per product

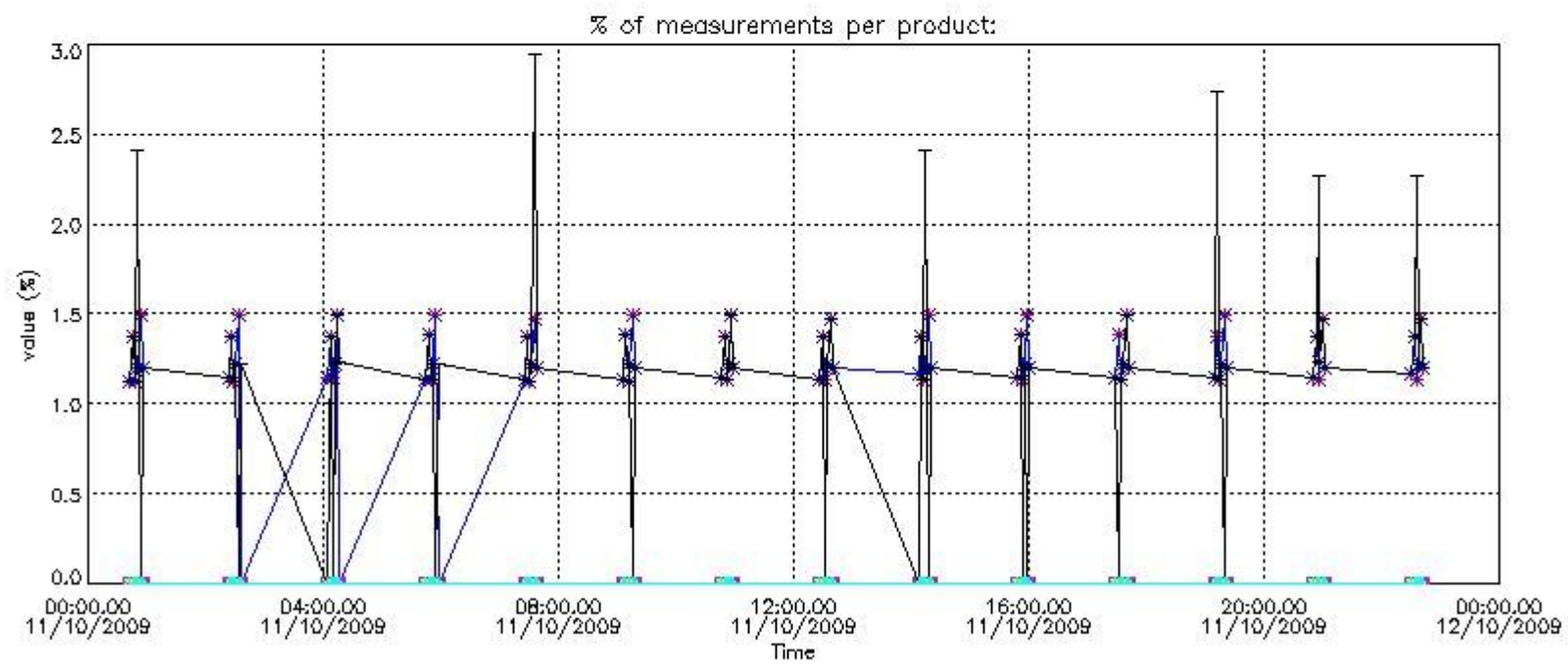
In this section it is plotted some information contained in the Quality Summary data set of the level 2 products that comes from the level 1b processing. Products without errors (error flag in the MPH set to "0") are used.

4.1 Plot quality information per product (time dependant) coming from level 1b processing

4.1.1 Plot level 1 quality information per product (time dependant): ENVISAT ASCENDING passes



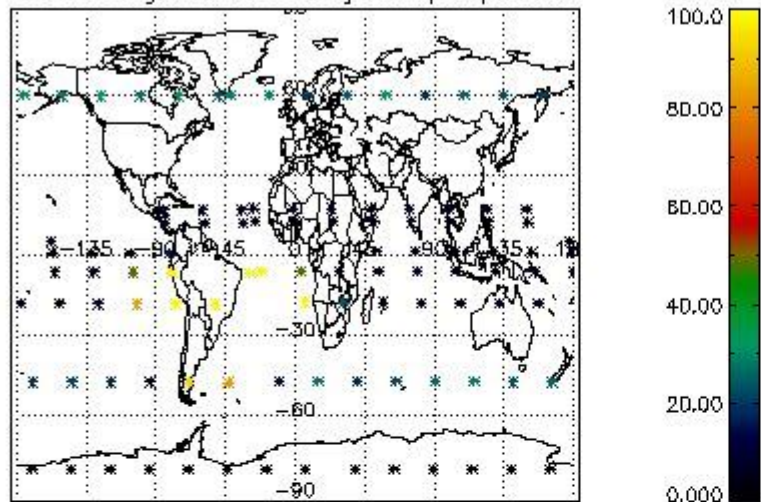
4.1.2 Plot level 1 quality information per product (time dependant): ENVI SAT DESCENDING passes



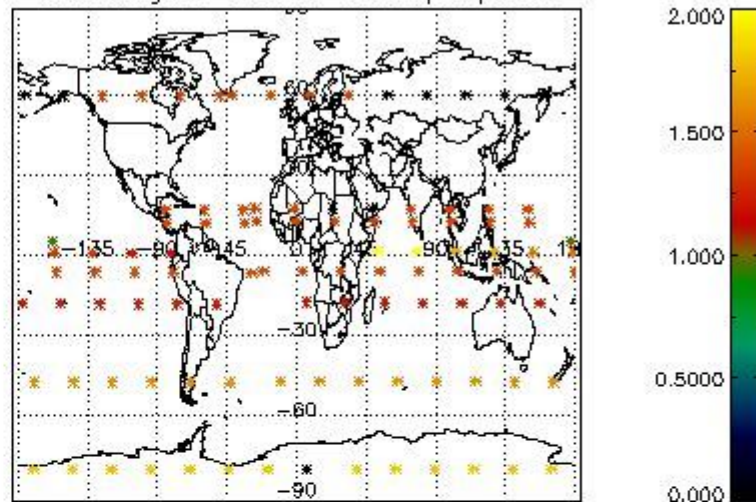
4.2 Plot quality information per product coming from level 1b processing (world map)

4.2.1 Plot level 1 quality information per product (world map): ENVISAT ASCENDING passes

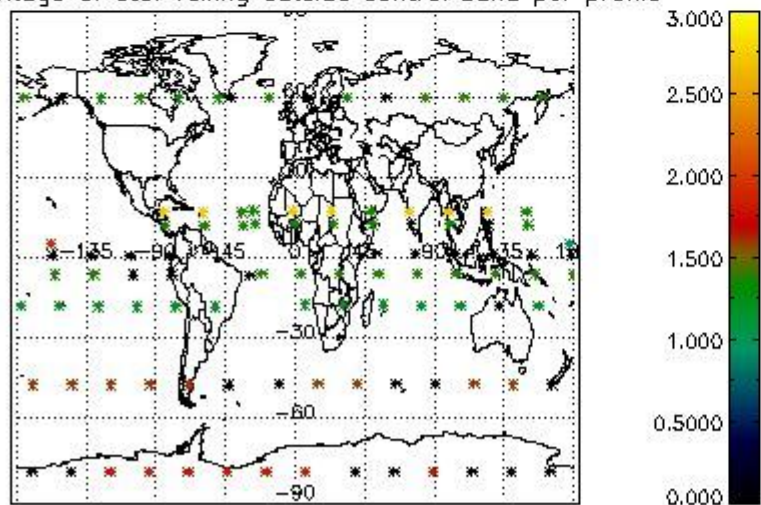
Percentage of cosmic ray hits per profile



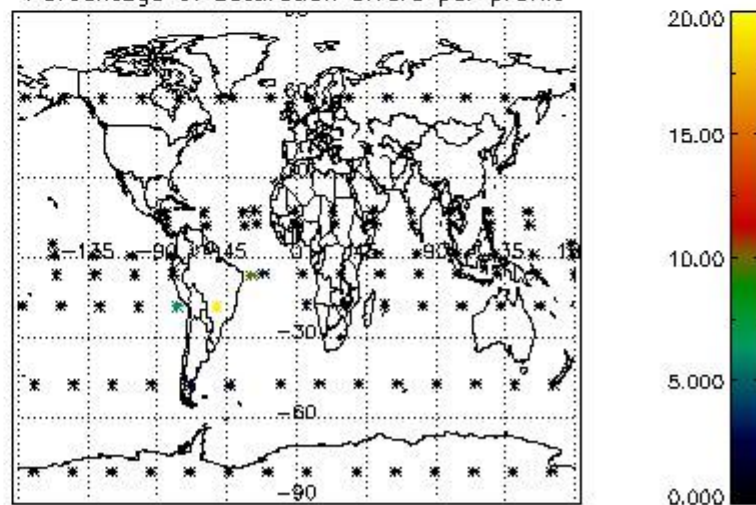
Percentage of datation errors per profile



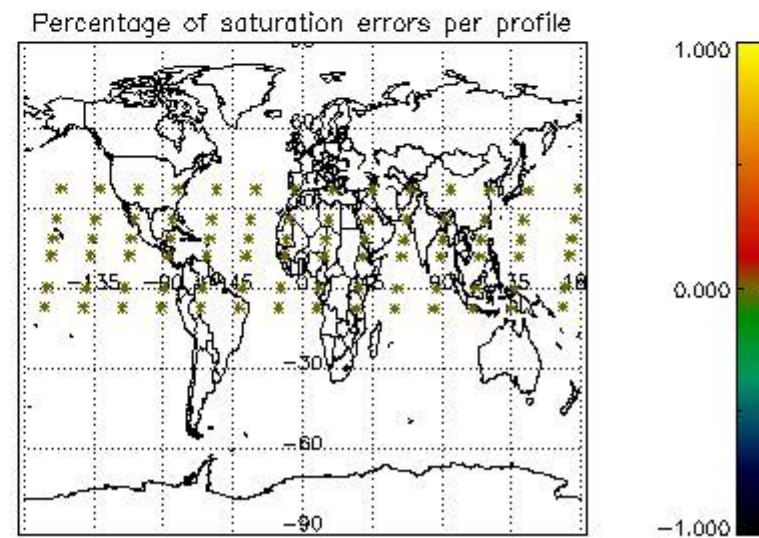
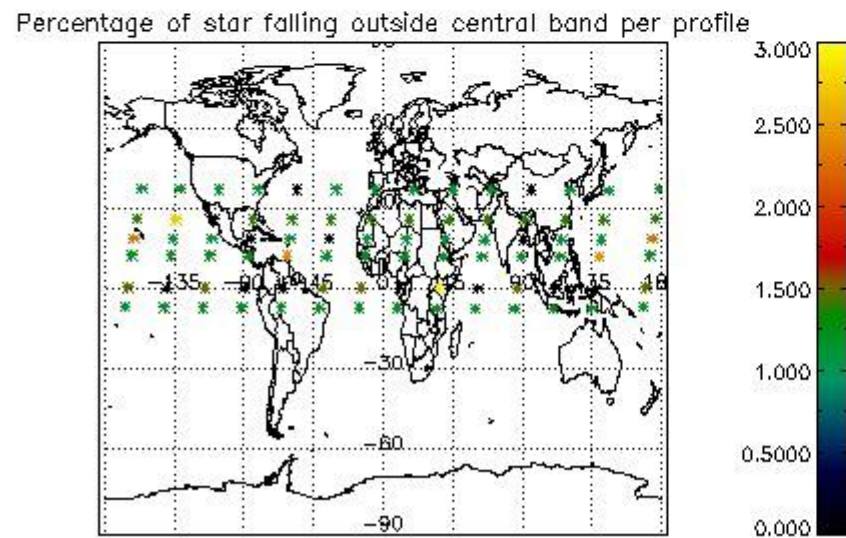
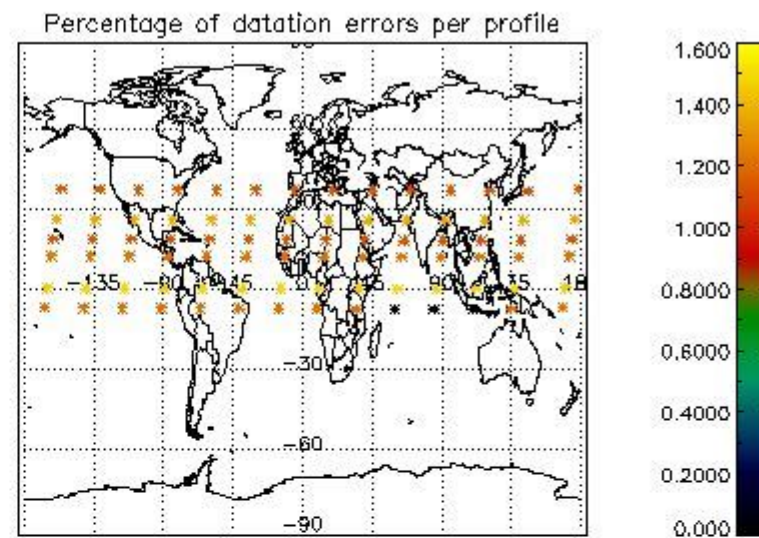
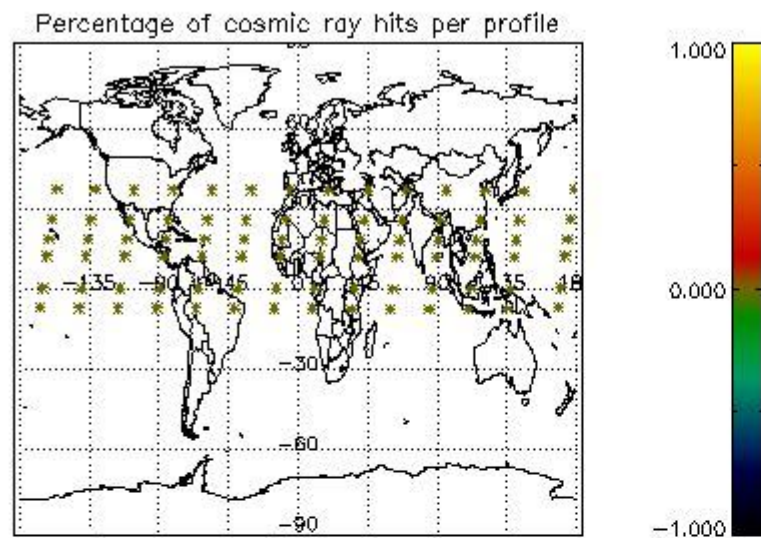
Percentage of star falling outside central band per profile



Percentage of saturation errors per profile



4.2.2 Plot level 1 quality information per product (world map): ENVISAT DESCENDING passes



5. Trace gas profiles

5.1 Ozone statistics based on quality of products

The final quality of the products can be "measured" using the STD (Standard Deviation) attached to every point profile. This information is written to the parameter GOM_NL__2P/NL_LOCAL_SPECIES_DENSITY/o3_std of the level 2 products. The table below shows the statistics for given STD ranges.

The statistics are given with respect to the overall valid production:

- Products without fatal errors: GOM_NL__2P/MPH/PRODUCT_ERR=0
- Valid point profile: GOM_NL__2P/NL_LOCAL_SPECIES_DENSITY/pcd(0)=0

The 'Criteria' is applied to valid points of dark limb products:

- Products in dark limb illumination condition: GOM_NL__2P/NL_SUMMARY_QUALITY/obs_ill_cond=0
- Products without fatal errors: GOM_NL__2P/MPH/PRODUCT_ERR=0
- Valid point profile: GOM_NL__2P/NL_LOCAL_SPECIES_DENSITY/pcd(0)=0

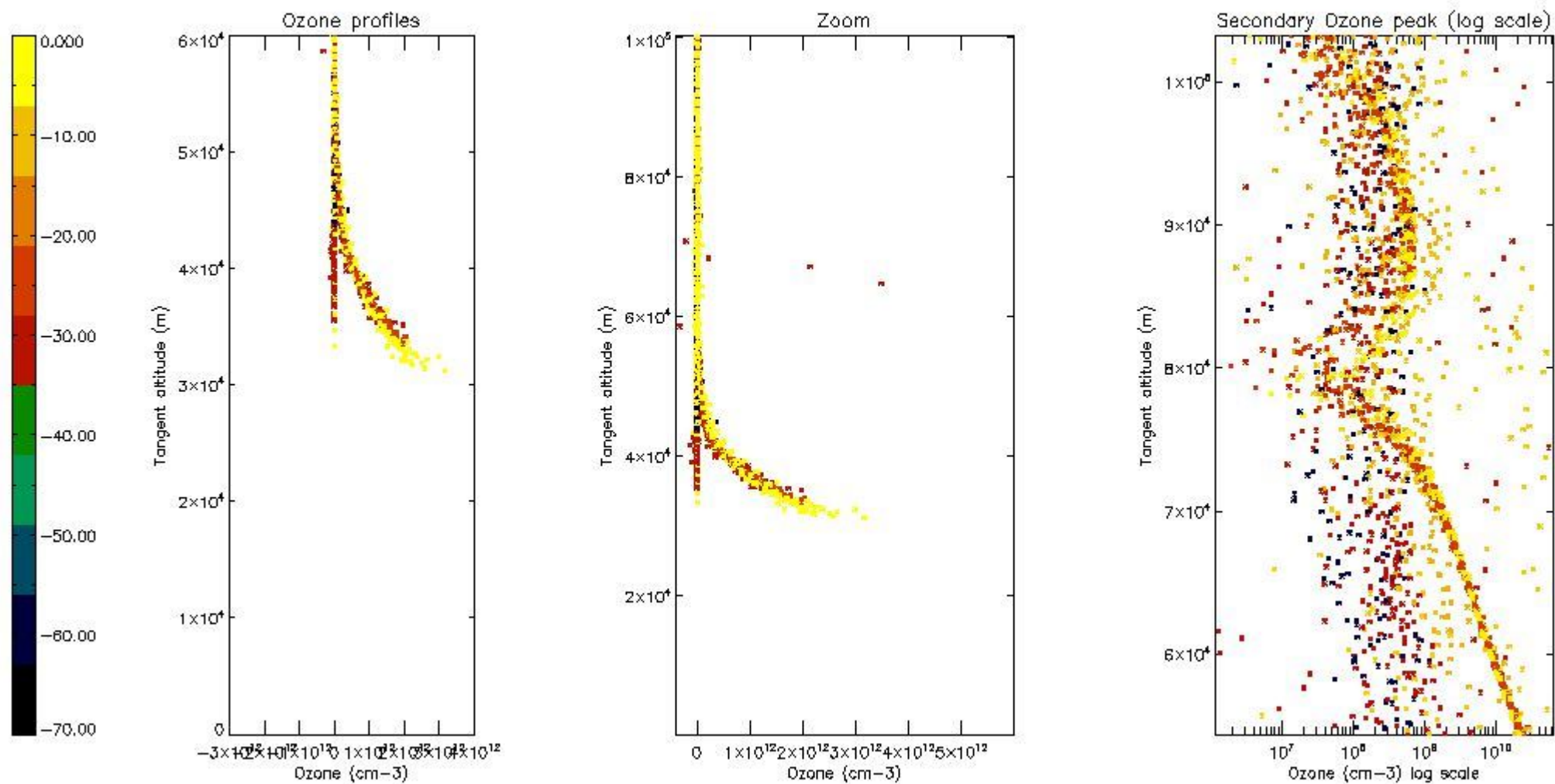
So, the table below shows the percentage of dark limb and valid observations for each criteria with respect to the overall valid daily observations.

Criteria	% of total production
All STD	37
STD < 20	12

STD < 10	10
STD < 5	8

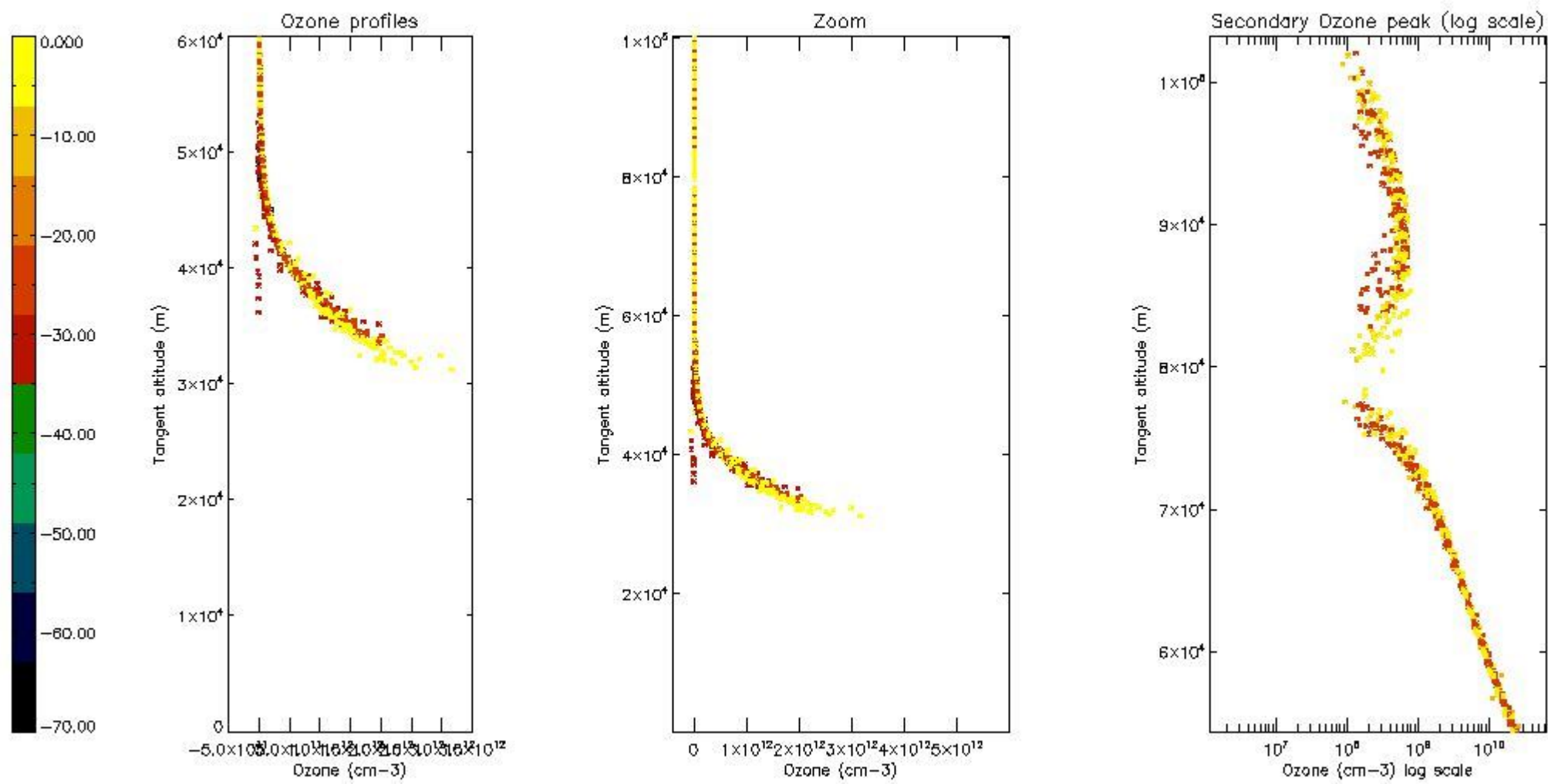
5.2 Plot ozone profiles for all STD (dark without errors)

The colorbar represents the latitude.



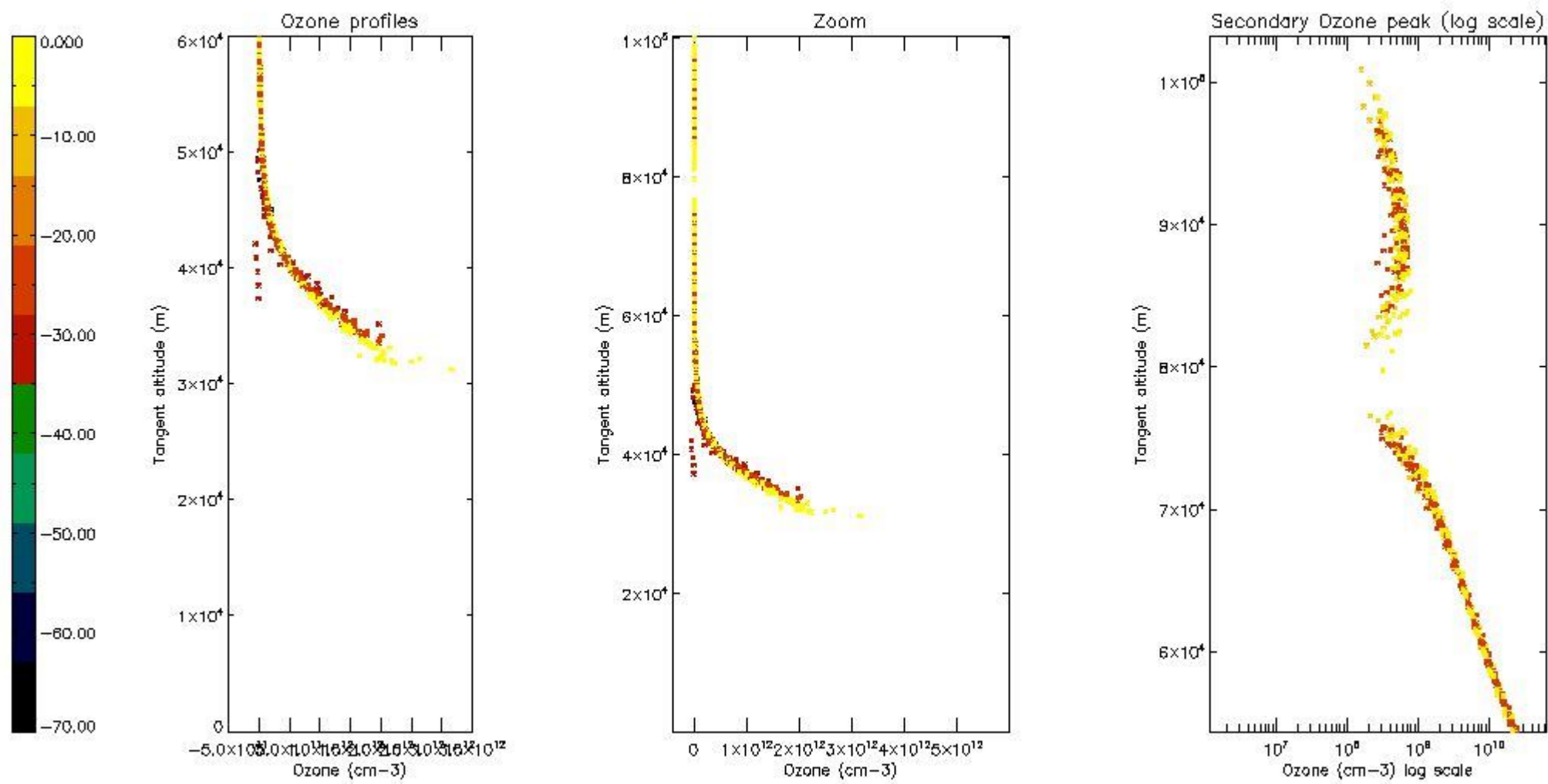
5.3 Plot ozone profiles where STD < 20% (dark without errors)

The colorbar represents the latitude.



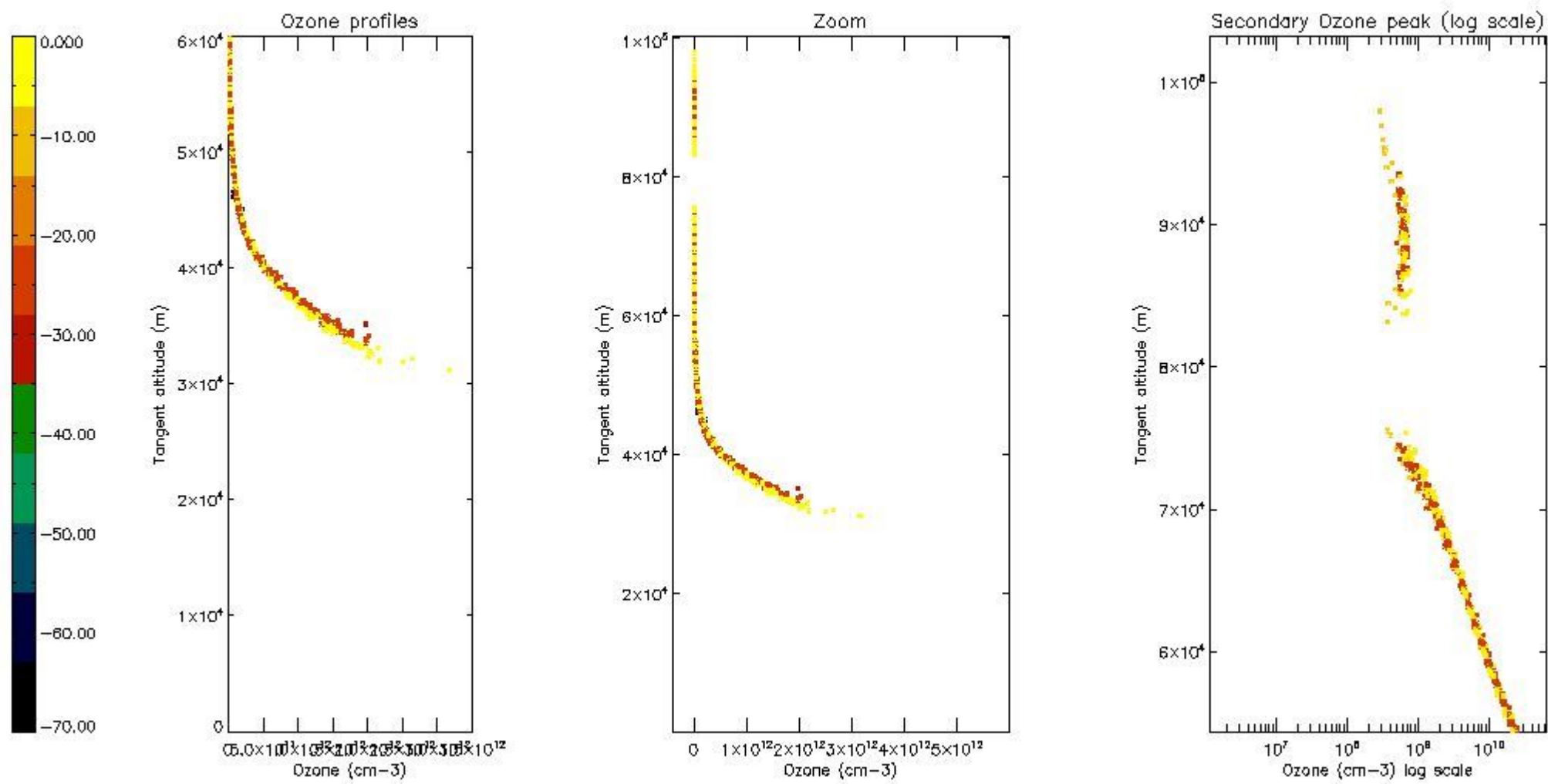
5.4 Plot ozone profiles where STD < 10% (dark without errors)

The colorbar represents the latitude.



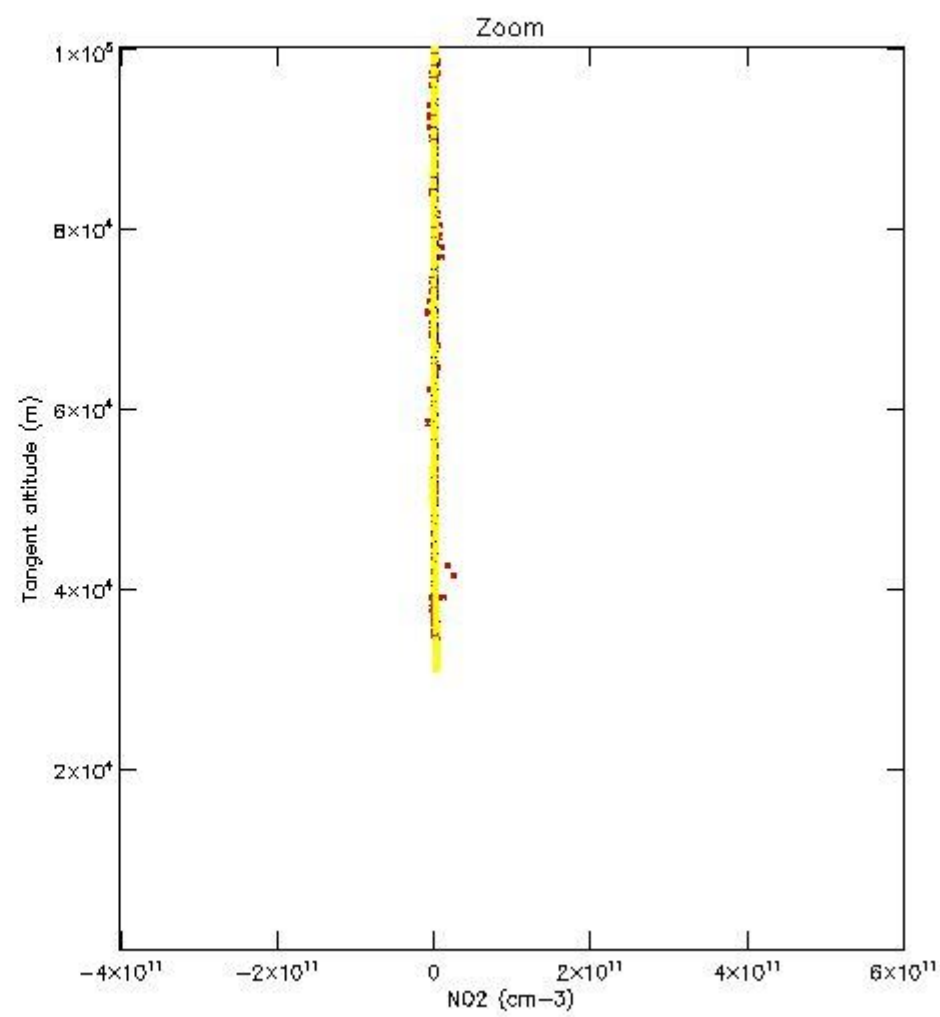
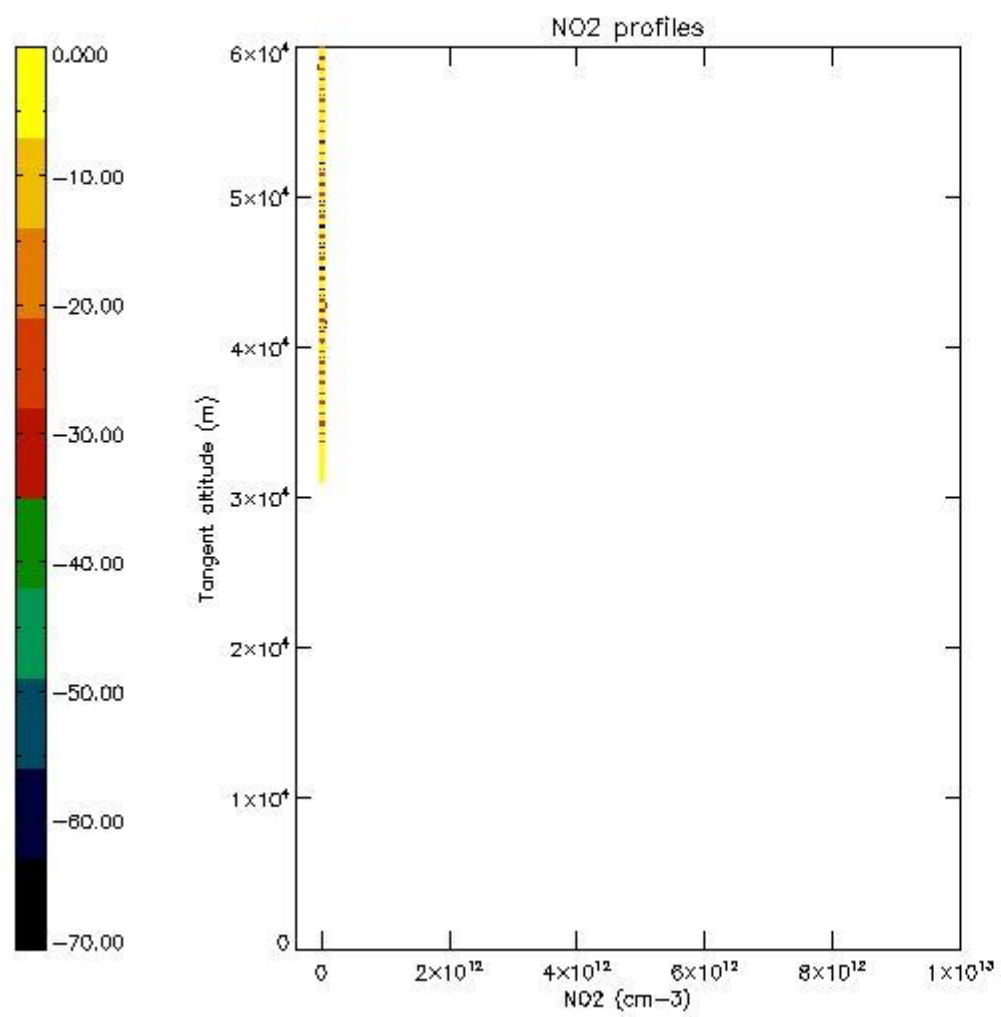
5.5 Plot ozone profiles where STD < 5% (dark without errors)

The colorbar represents the latitude.



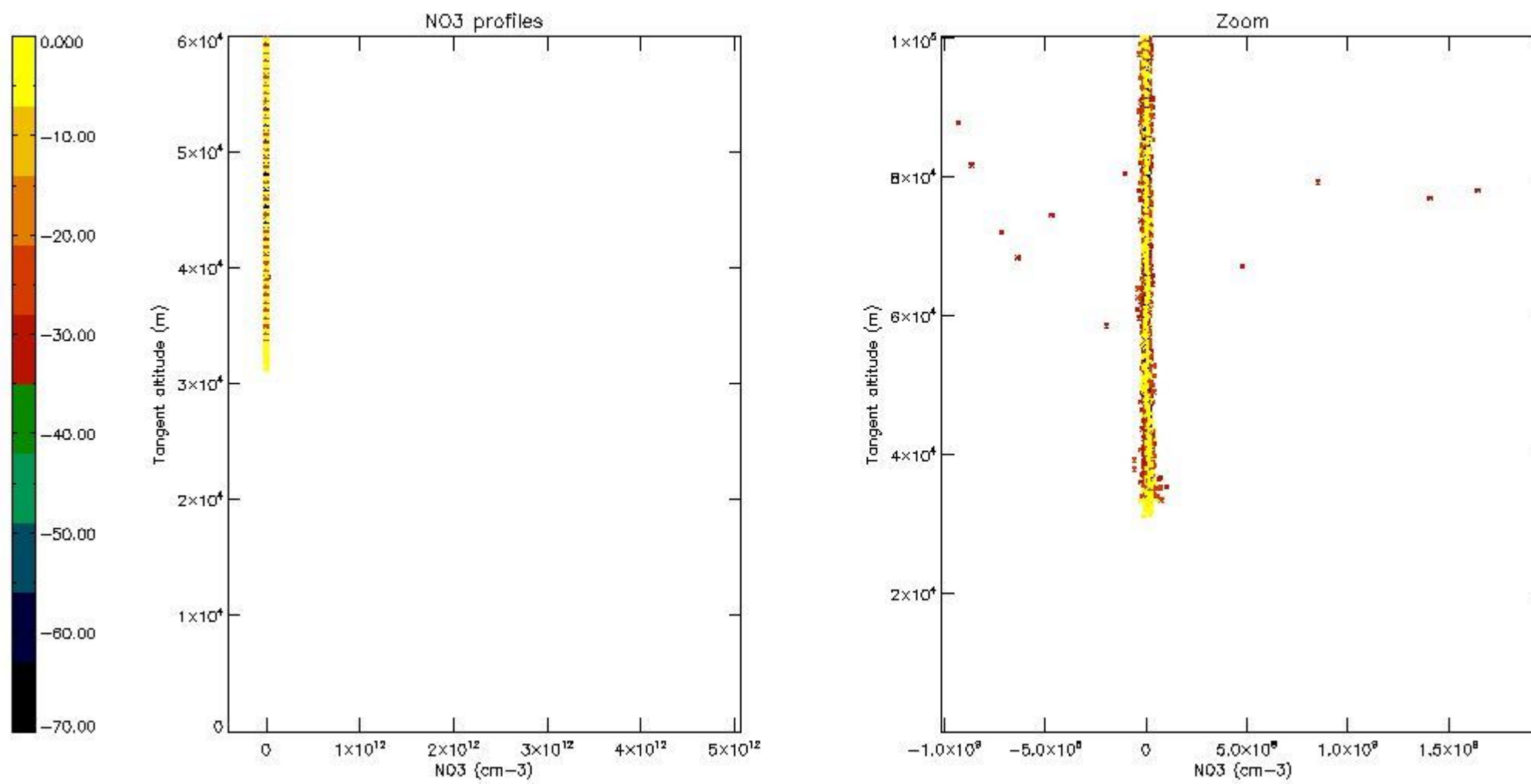
5.6 Plot NO₂ profiles for all STD (dark without errors)

The colorbar represents the latitude.



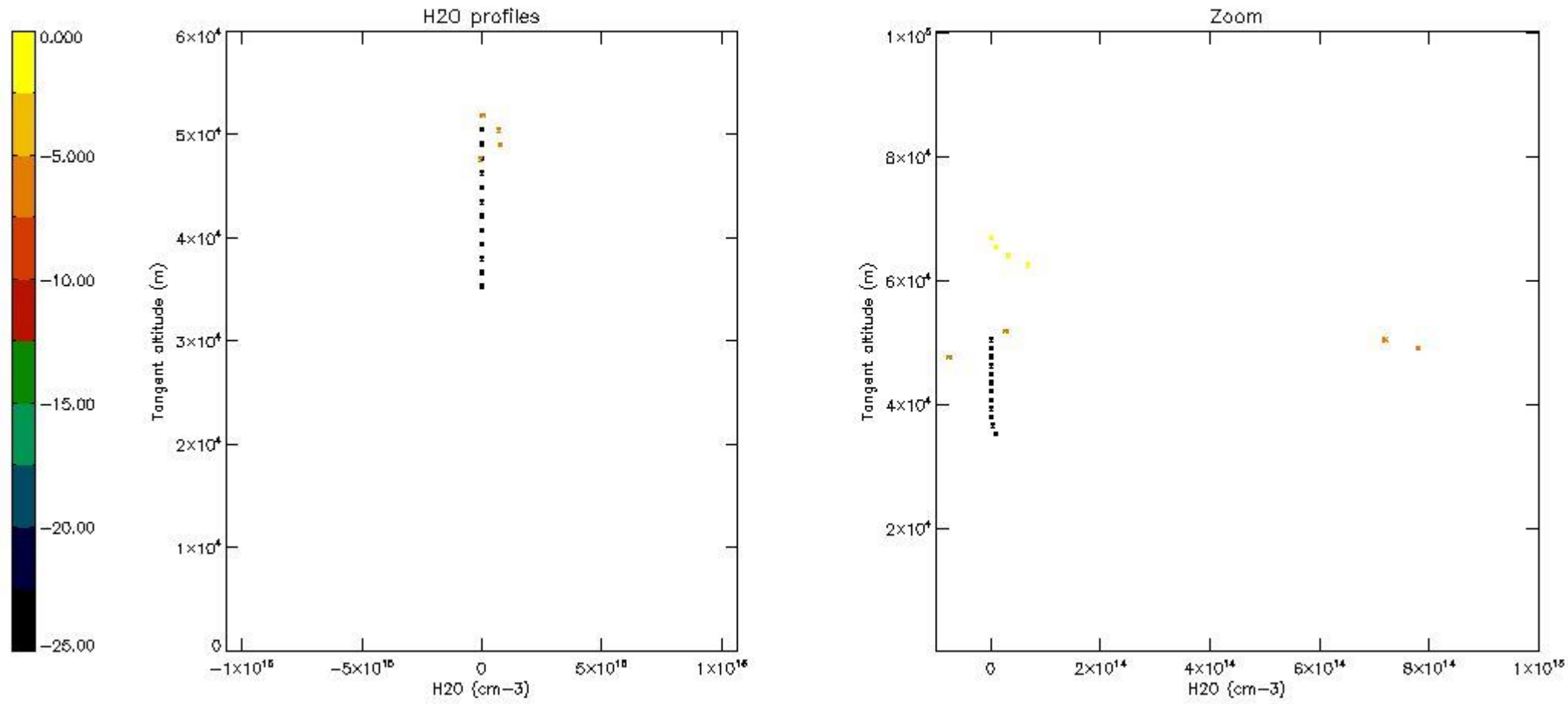
5.7 Plot NO3 profiles for all STD (dark without errors)

The colorbar represents the latitude.



5.8 Plot H₂O profiles for all STD (only for occultations of stars 1,2,3,4,13,14,16,26,63 dark without errors)

The colorbar represents the latitude.



6. Auxiliary Data Files used for the production reported in section 2

The number reported in the third column indicates since which file (see list in section 2) the corresponding auxiliary file has been used. The fourth column is the date of those product files.

Type	Auxiliary Filename	Used since product	Used since product date
INST_PHYS_CHARACTERISTICS	GOM_INS_AXVIEC20091111_143220_20030716_120000_20500101_000000	1	11-OCT-2009 00:01:09
LEVEL-2_PROC_CONFIG	GOM_PR2_AXVIEC20091111_152718_20020301_000000_20500101_000000	1	11-OCT-2009 00:01:09
CROSS_SECTIONS_FILE	GOM_CRS_AXVIEC20091111_154832_20020301_000000_20500101_000000	1	11-OCT-2009 00:01:09

GOMOS Level 2 Daily Report

SUMMARY

[1. General Info](#)

[2. Summary of processed GOM_NL_2P products](#)

[3. Level 2 Quality information per product](#)

[3.1 Plot of level 2 quality information per product \(time dependant\)](#)

[3.2 Plot of level 2 quality information per product \(world map\)](#)

[4. Level 1 Quality information per product \(stored on level 2 products\)](#)

[4.1 Plot of level 1 quality information per product \(time dependant\)](#)

[4.1.1 Plot of level 1 quality information per product \(time dependant\): ASCENDING](#)

[4.1.2 Plot of level 1 quality information per product \(time dependant\): DESCENDING](#)

[4.2 Plot of level 1 quality information per product \(world map\)](#)

[4.2.1 Plot of level 1 quality information per product \(world map\): ASCENDING](#)

[4.2.2 Plot of level 1 quality information per product \(world map\): DESCENDING](#)

[5. Ozone profiles based on quality statistics and other trace gas profiles](#)

[5.1 Ozone statistics based on quality of products](#)

[5.2 Plot ozone profiles for all STD \(dark without errors\)](#)

[5.3 Plot ozone profiles where STD < 20% \(dark without errors\)](#)

[5.4. Plot ozone profiles where STD < 10% \(dark without errors\)](#)

[5.5. Plot ozone profiles where STD < 5% \(dark without errors\)](#)

[5.6 Plot NO2 profiles for all STD \(dark without errors\)](#)

[5.7 Plot NO3 profiles for all STD \(dark without errors\)](#)

[5.8 Plot H2O profiles \(only for occultations of stars 1,2,3,4,13,14,16,26,63 dark without errors\) for all STD](#)

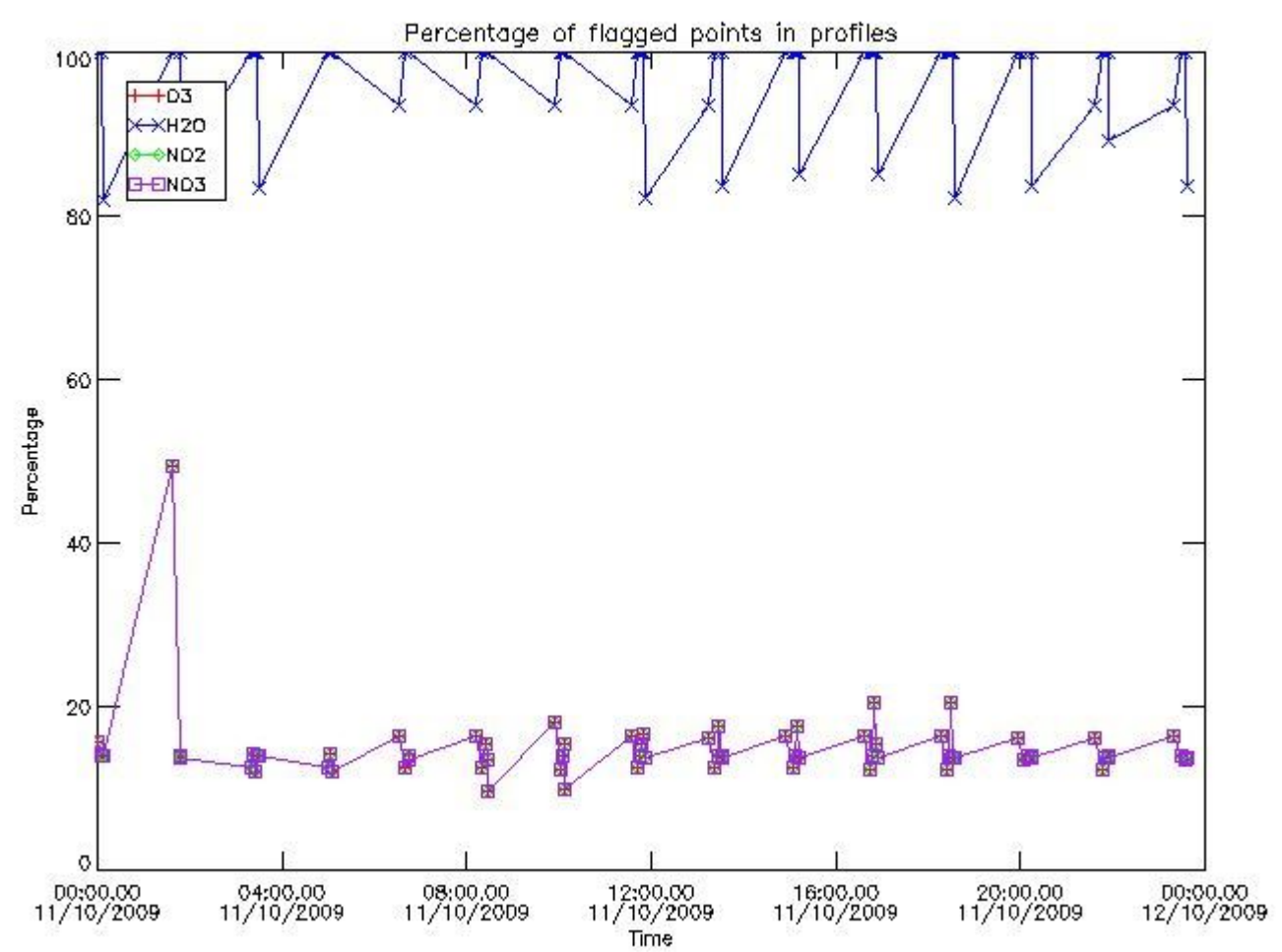
[6. Auxiliary Data Files used for the production reported in section 2](#)

161	GOM_NL_2PRFIN20091011_201341_000000372083_00186_39819_2437.N1	11-OCT-2009 20:13:41	Dark	36.500	161	Tau Pup	2.9310	4500.0	73	39819	No
162	GOM_NL_2PRFIN20091011_201503_000000372083_00186_39819_2438.N1	11-OCT-2009 20:15:03	Dark	36.500	2	Alp Car	-0.73600	7000.0	73	39819	No
163	GOM_NL_2PRFIN20091011_202706_000000372083_00186_39819_2439.N1	11-OCT-2009 20:27:06	Straylight	36.500	157	The1Eri	2.9060	9300.0	73	39819	No
164	GOM_NL_2PRFIN20091011_204956_000000442083_00186_39819_2440.N1	11-OCT-2009 20:49:56	Bright	43.500	105	6Bet Ari	2.6450	8900.0	87	39819	No
165	GOM_NL_2PRFIN20091011_205306_000000372083_00186_39819_2441.N1	11-OCT-2009 20:53:06	Bright	36.500	53	43Bet And	2.0480	3300.0	73	39819	No
166	GOM_NL_2PRFIN20091011_205508_000000442083_00186_39819_2442.N1	11-OCT-2009 20:55:08	Bright	44.000	173	4Bet Tri	3.0040	8900.0	88	39819	No
167	GOM_NL_2PRFIN20091011_205654_000000412083_00186_39819_2443.N1	11-OCT-2009 20:56:54	Bright	40.500	73	57Gam1And	2.2600	13100.	81	39819	No
168	GOM_NL_2PRFIN20091011_210017_000000342083_00186_39819_2444.N1	11-OCT-2009 21:00:17	Bright	34.000	110	37Del Cas	2.6780	8900.0	68	39819	No
169	GOM_NL_2PRFIN20091011_210219_000000422083_00186_39819_2445.N1	11-OCT-2009 21:02:19	Bright	41.500	160	23Gam Per	2.9300	4700.0	83	39819	No
170	GOM_NL_2PRFIN20091011_212712_000000282083_00186_39819_2446.N1	11-OCT-2009 21:27:12	Tw_i_and_stray	27.500	166	17Eps Leo	2.9800	6000.0	55	39819	No
171	GOM_NL_2PRFIN20091011_213729_000000322083_00186_39819_2447.N1	11-OCT-2009 21:37:29	Dark	31.500	48	30Alp Hya	1.9770	4100.0	63	39819	No
172	GOM_NL_2PRFIN20091011_214551_000000422083_00186_39819_2448.N1	11-OCT-2009 21:45:51	Dark	41.500	132	15Rho Pup	2.8030	6900.0	83	39819	No
173	GOM_NL_2PRFIN20091011_214907_000000372083_00186_39819_2449.N1	11-OCT-2009 21:49:07	Dark	37.000	70	Zet Pup	2.2460	39000.	74	39819	No
174	GOM_NL_2PRFIN20091011_215418_000000372083_00187_39820_2446.N1	11-OCT-2009 21:54:18	Dark	36.500	161	Tau Pup	2.9310	4500.0	73	39820	No
175	GOM_NL_2PRFIN20091011_215540_000000372083_00187_39820_2447.N1	11-OCT-2009 21:55:40	Dark	37.000	2	Alp Car	-0.73600	7000.0	74	39820	No
176	GOM_NL_2PRFIN20091011_220742_000000372083_00187_39820_2448.N1	11-OCT-2009 22:07:42	Straylight	36.500	157	The1Eri	2.9060	9300.0	73	39820	No
177	GOM_NL_2PRFIN20091011_223031_000000432083_00187_39820_2449.N1	11-OCT-2009 22:30:31	Bright	43.000	105	6Bet Ari	2.6450	8900.0	86	39820	No
178	GOM_NL_2PRFIN20091011_223342_000000372083_00187_39820_2450.N1	11-OCT-2009 22:33:42	Bright	36.500	53	43Bet And	2.0480	3300.0	73	39820	No
179	GOM_NL_2PRFIN20091011_223543_000000442083_00187_39820_2451.N1	11-OCT-2009 22:35:43	Bright	44.000	173	4Bet Tri	3.0040	8900.0	88	39820	No
180	GOM_NL_2PRFIN20091011_223729_000000412083_00187_39820_2452.N1	11-OCT-2009 22:37:29	Bright	41.000	73	57Gam1And	2.2600	13100.	82	39820	No
181	GOM_NL_2PRFIN20091011_224053_000000342083_00187_39820_2453.N1	11-OCT-2009 22:40:53	Bright	34.000	110	37Del Cas	2.6780	8900.0	68	39820	No
182	GOM_NL_2PRFIN20091011_224254_000000422083_00187_39820_2454.N1	11-OCT-2009 22:42:54	Bright	41.500	160	23Gam Per	2.9300	4700.0	83	39820	No
183	GOM_NL_2PRFIN20091011_230748_000000282083_00187_39820_2455.N1	11-OCT-2009 23:07:48	Tw_i_and_stray	27.500	166	17Eps Leo	2.9800	6000.0	55	39820	No
184	GOM_NL_2PRFIN20091011_231805_000000312083_00187_39820_2456.N1	11-OCT-2009 23:18:05	Dark	31.000	48	30Alp Hya	1.9770	4100.0	62	39820	No
185	GOM_NL_2PRFIN20091011_232944_000000372083_00187_39820_2457.N1	11-OCT-2009 23:29:44	Dark	36.500	70	Zet Pup	2.2460	39000.	73	39820	No
186	GOM_NL_2PRFIN20091011_233454_000000382083_00188_39821_2455.N1	11-OCT-2009 23:34:54	Dark	37.500	161	Tau Pup	2.9310	4500.0	75	39821	No
187	GOM_NL_2PRFIN20091011_233617_000000372083_00188_39821_2456.N1	11-OCT-2009 23:36:17	Dark	37.000	2	Alp Car	-0.73600	7000.0	74	39821	No
188	GOM_NL_2PRFIN20091011_234818_000000372083_00188_39821_2457.N1	11-OCT-2009 23:48:18	Straylight	37.000	157	The1Eri	2.9060	9300.0	74	39821	No

3. Quality information per product

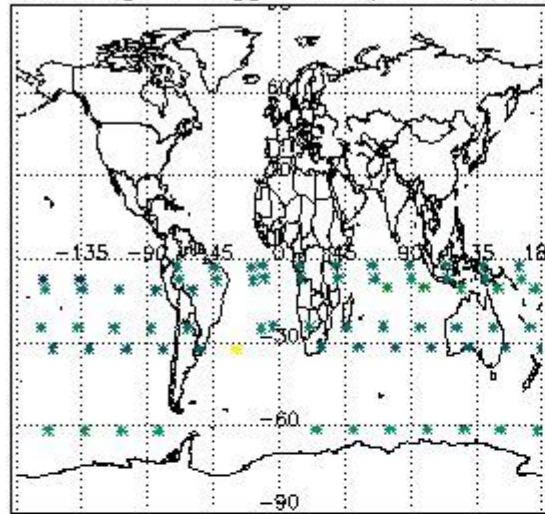
In this section it is plotted some information contained in the Quality Summary data set of the level 2 products. Only products in dark limb conditions and without errors (error flag in the MPH set to "0") are used.

3.1 Plot quality information per product (time dependant)

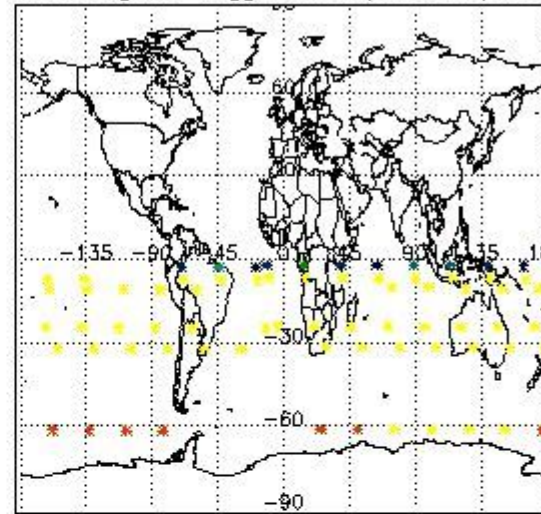


3.2 Plot quality information per product (world map)


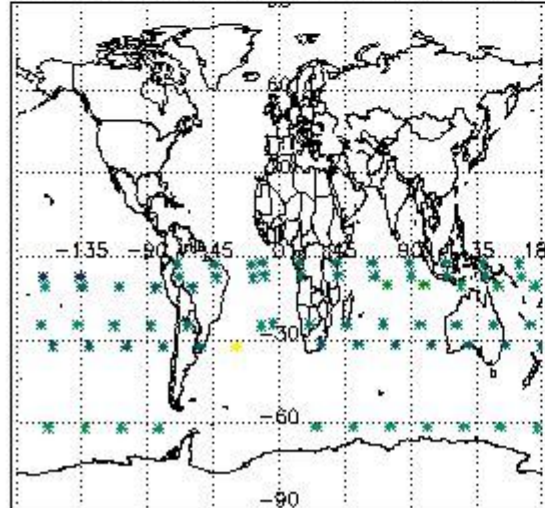
Percentage of flagged data per O3 profile



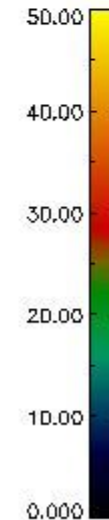
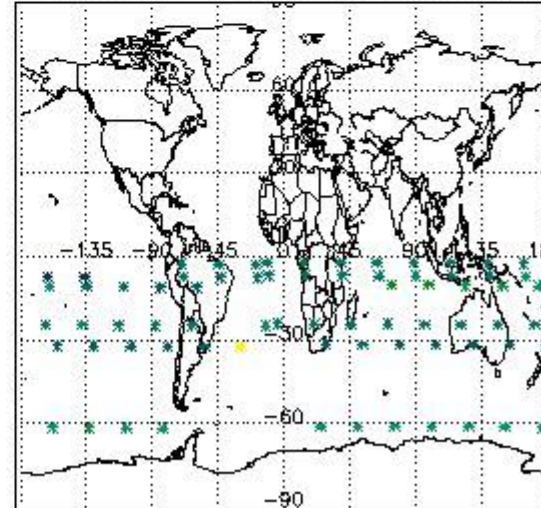
Percentage of flagged data per H2O profile



Percentage of flagged data per NO2 profile



Percentage of flagged data per NO3 profile

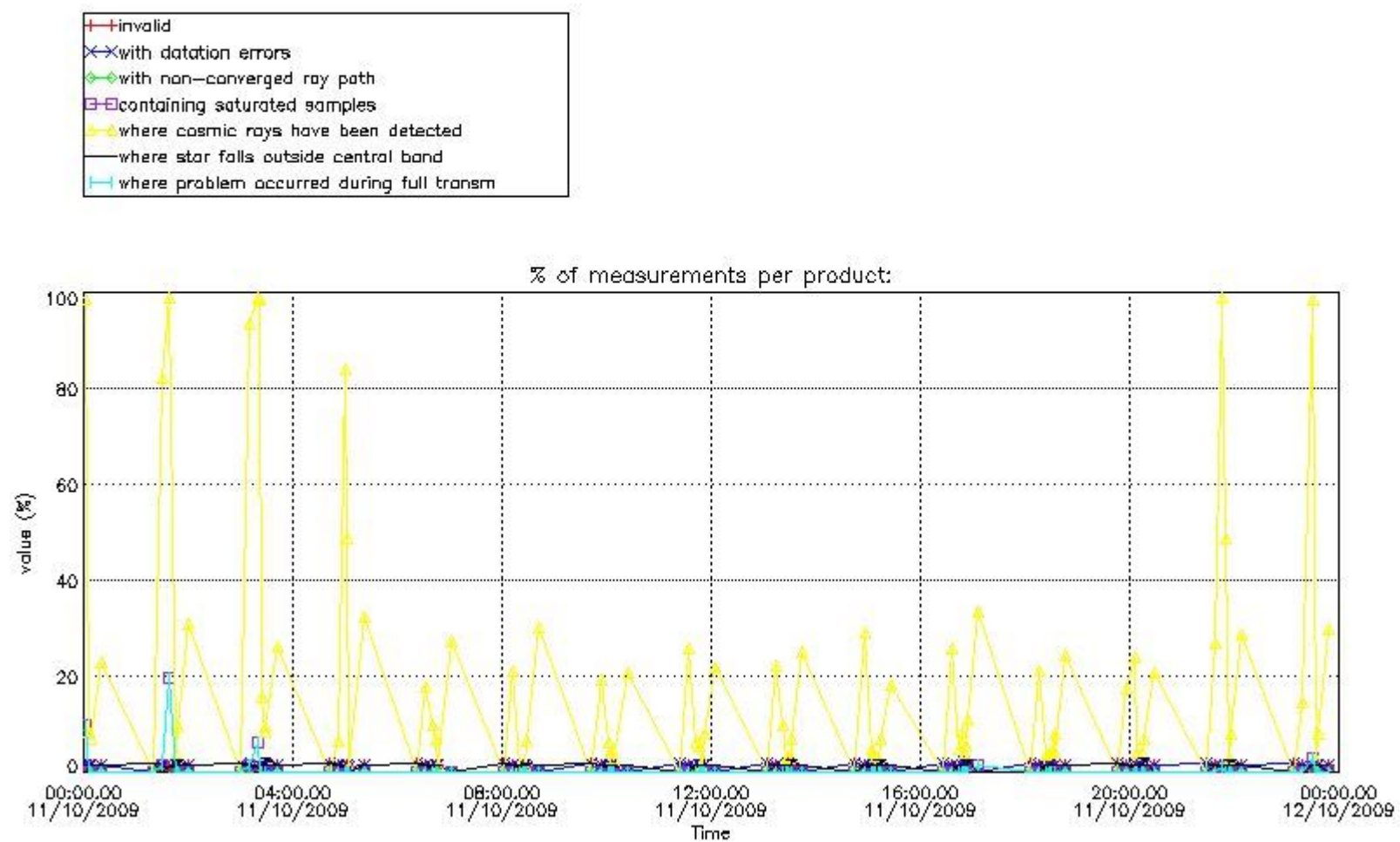


4. Level 1 quality information per product

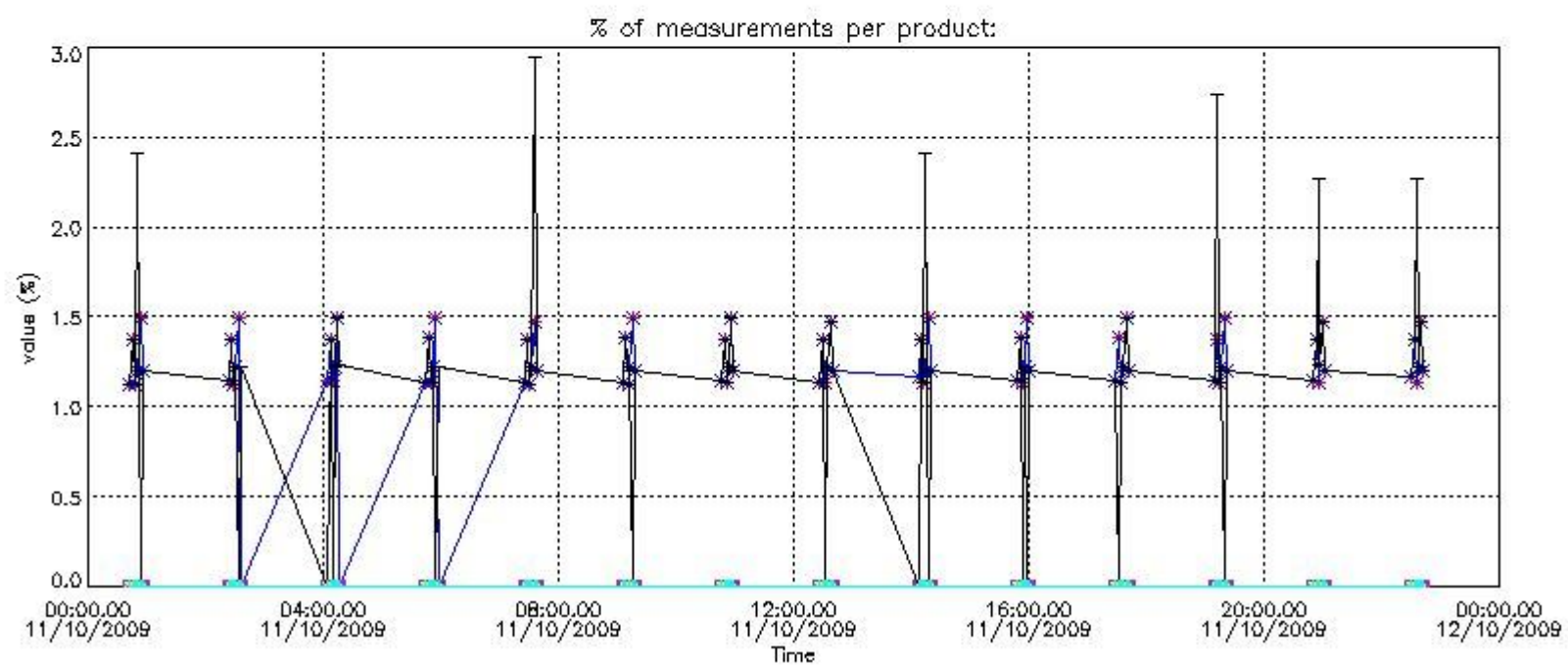
In this section it is plotted some information contained in the Quality Summary data set of the level 2 products that comes from the level 1b processing. Products without errors (error flag in the MPH set to "0") are used.

4.1 Plot quality information per product (time dependant) coming from level 1b processing

4.1.1 Plot level 1 quality information per product (time dependant): ENVISAT ASCENDING passes



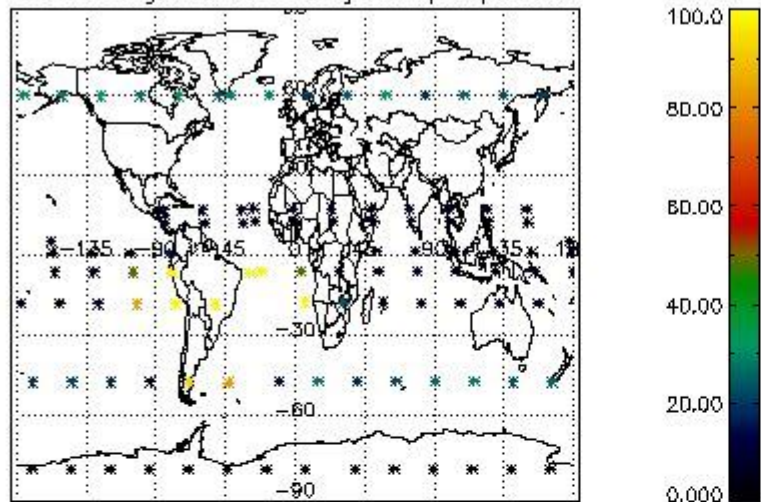
4.1.2 Plot level 1 quality information per product (time dependant): ENVI SAT DESCENDING passes



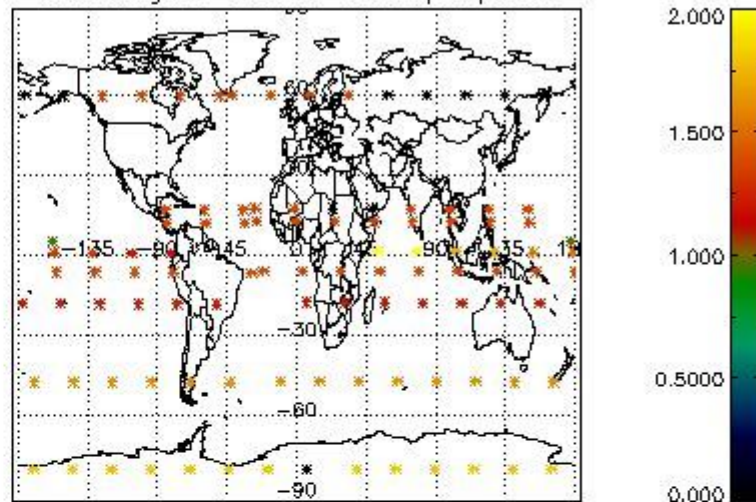
4.2 Plot quality information per product coming from level 1b processing (world map)

4.2.1 Plot level 1 quality information per product (world map): ENVISAT ASCENDING passes

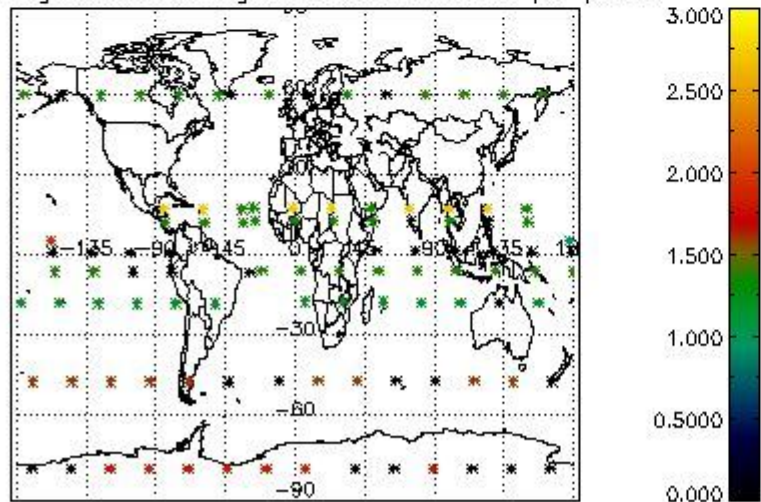
Percentage of cosmic ray hits per profile



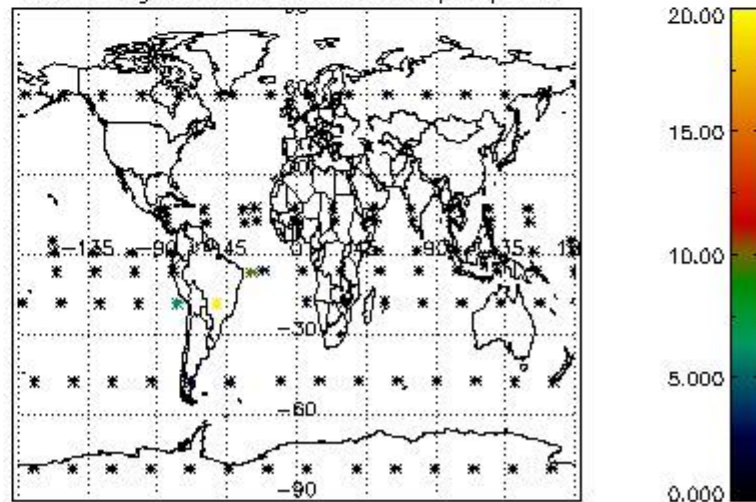
Percentage of datation errors per profile



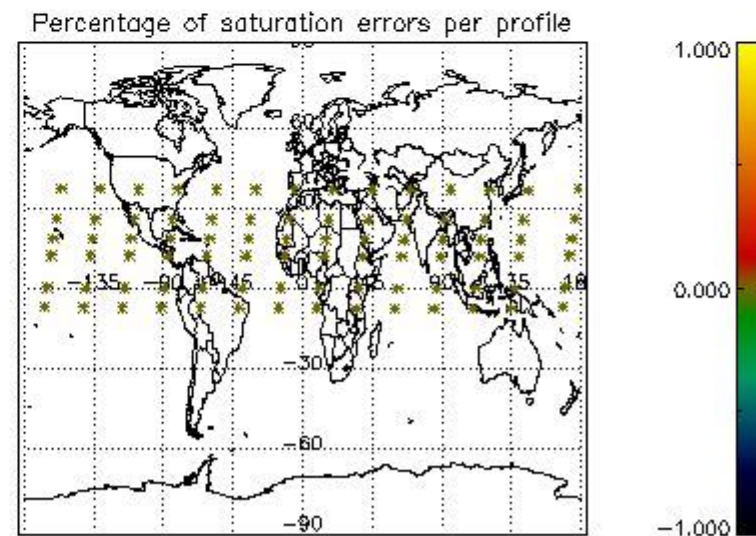
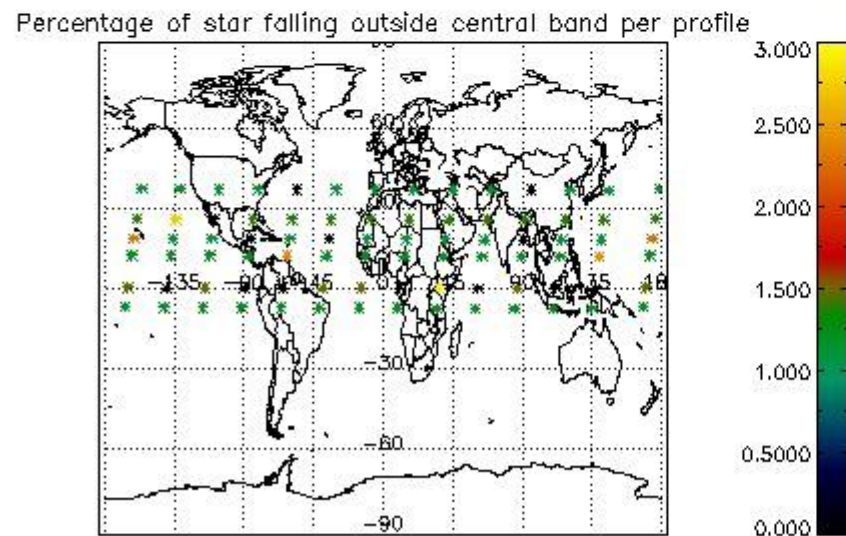
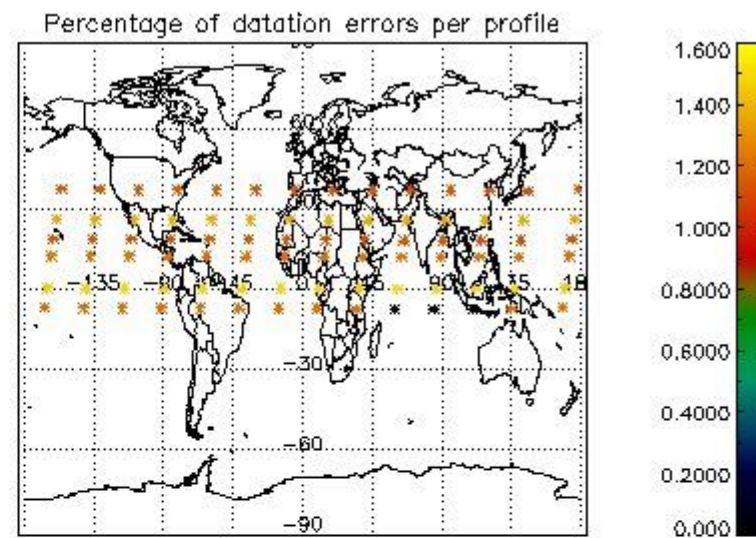
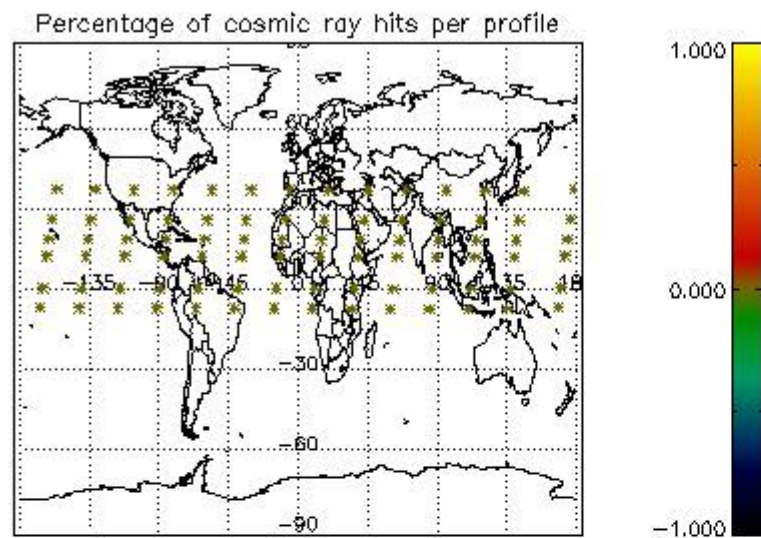
Percentage of star falling outside central band per profile



Percentage of saturation errors per profile



4.2.2 Plot level 1 quality information per product (world map): ENVISAT DESCENDING passes



5. Trace gas profiles

5.1 Ozone statistics based on quality of products

The final quality of the products can be "measured" using the STD (Standard Deviation) attached to every point profile. This information is written to the parameter GOM_NL__2P/NL_LOCAL_SPECIES_DENSITY/o3_std of the level 2 products. The table below shows the statistics for given STD ranges.

The statistics are given with respect to the overall valid production:

- Products without fatal errors: GOM_NL__2P/MPH/PRODUCT_ERR=0
- Valid point profile: GOM_NL__2P/NL_LOCAL_SPECIES_DENSITY/pcd(0)=0

The 'Criteria' is applied to valid points of dark limb products:

- Products in dark limb illumination condition: GOM_NL__2P/NL_SUMMARY_QUALITY/obs_ill_cond=0
- Products without fatal errors: GOM_NL__2P/MPH/PRODUCT_ERR=0
- Valid point profile: GOM_NL__2P/NL_LOCAL_SPECIES_DENSITY/pcd(0)=0

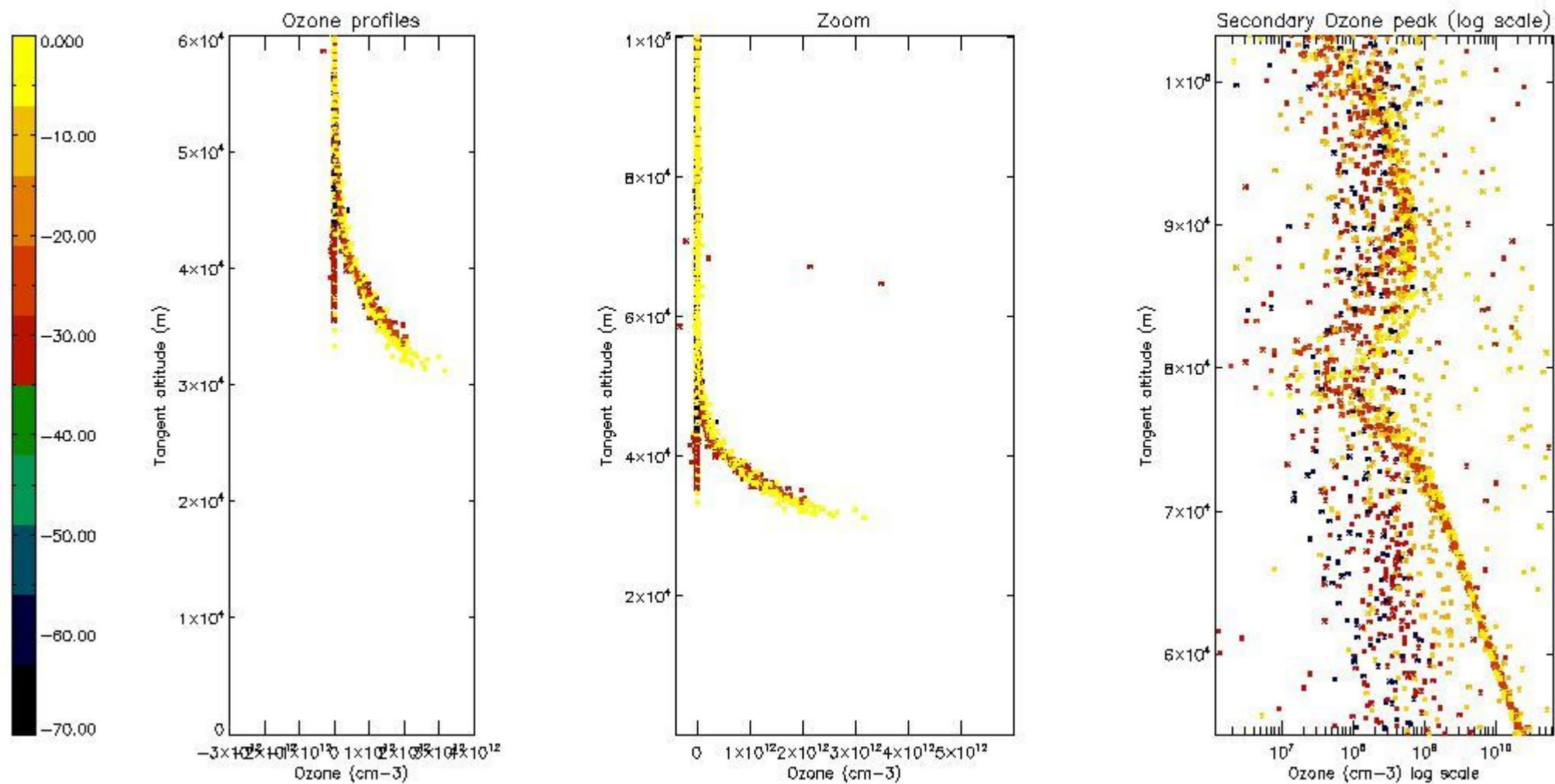
So, the table below shows the percentage of dark limb and valid observations for each criteria with respect to the overall valid daily observations.

Criteria	% of total production
All STD	37
STD < 20	12

STD < 10	10
STD < 5	8

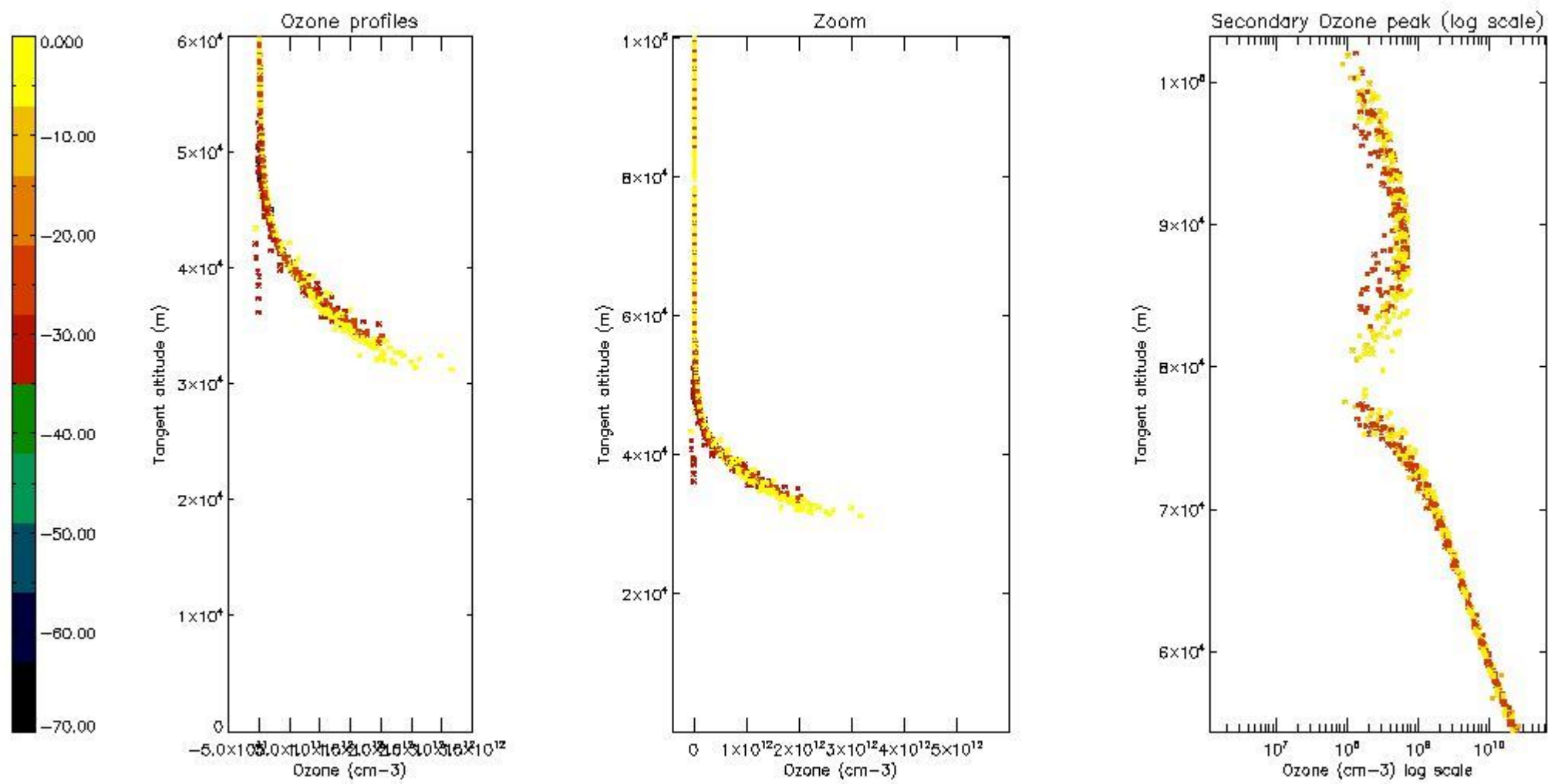
5.2 Plot ozone profiles for all STD (dark without errors)

The colorbar represents the latitude.



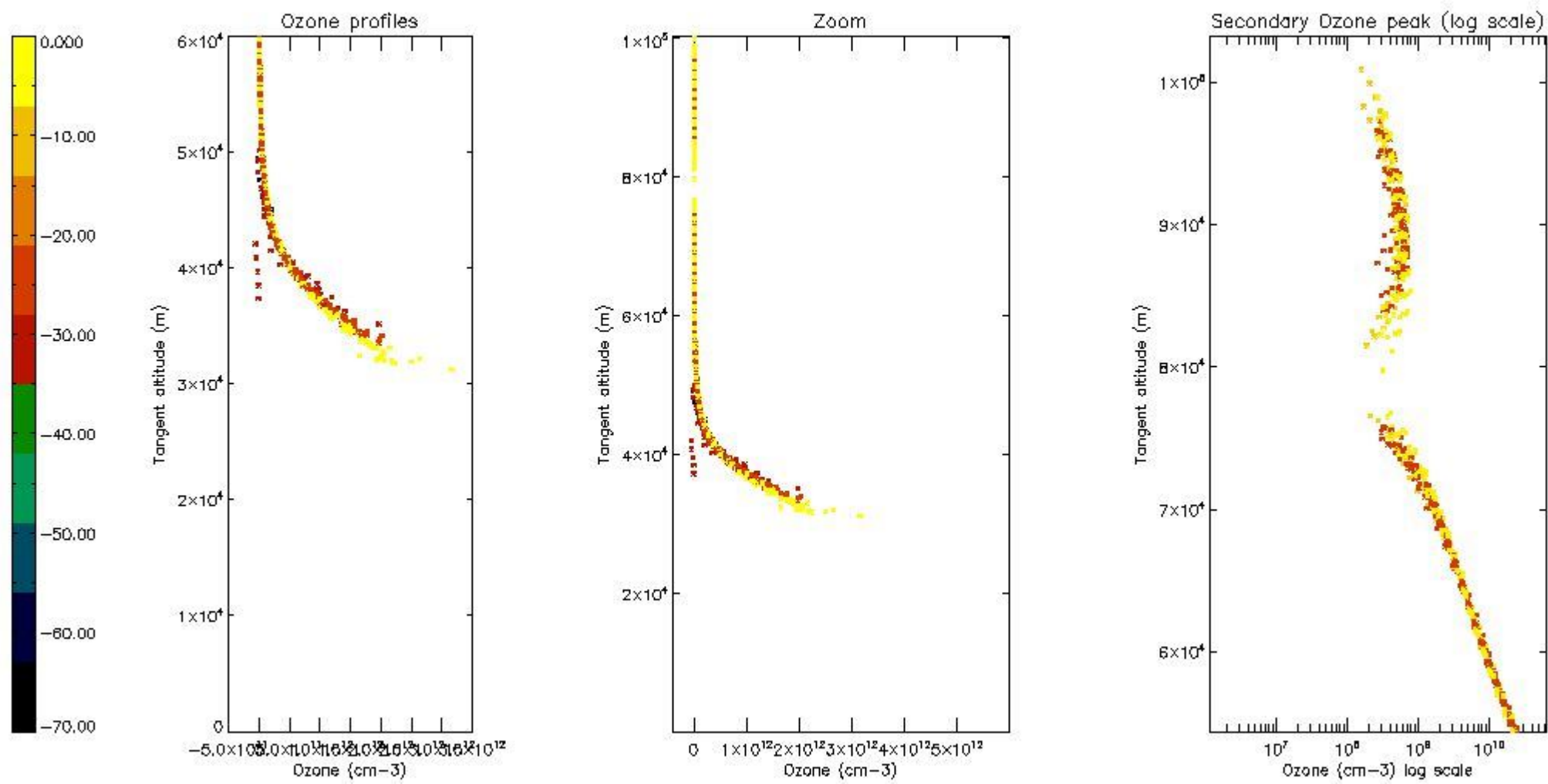
5.3 Plot ozone profiles where STD < 20% (dark without errors)

The colorbar represents the latitude.



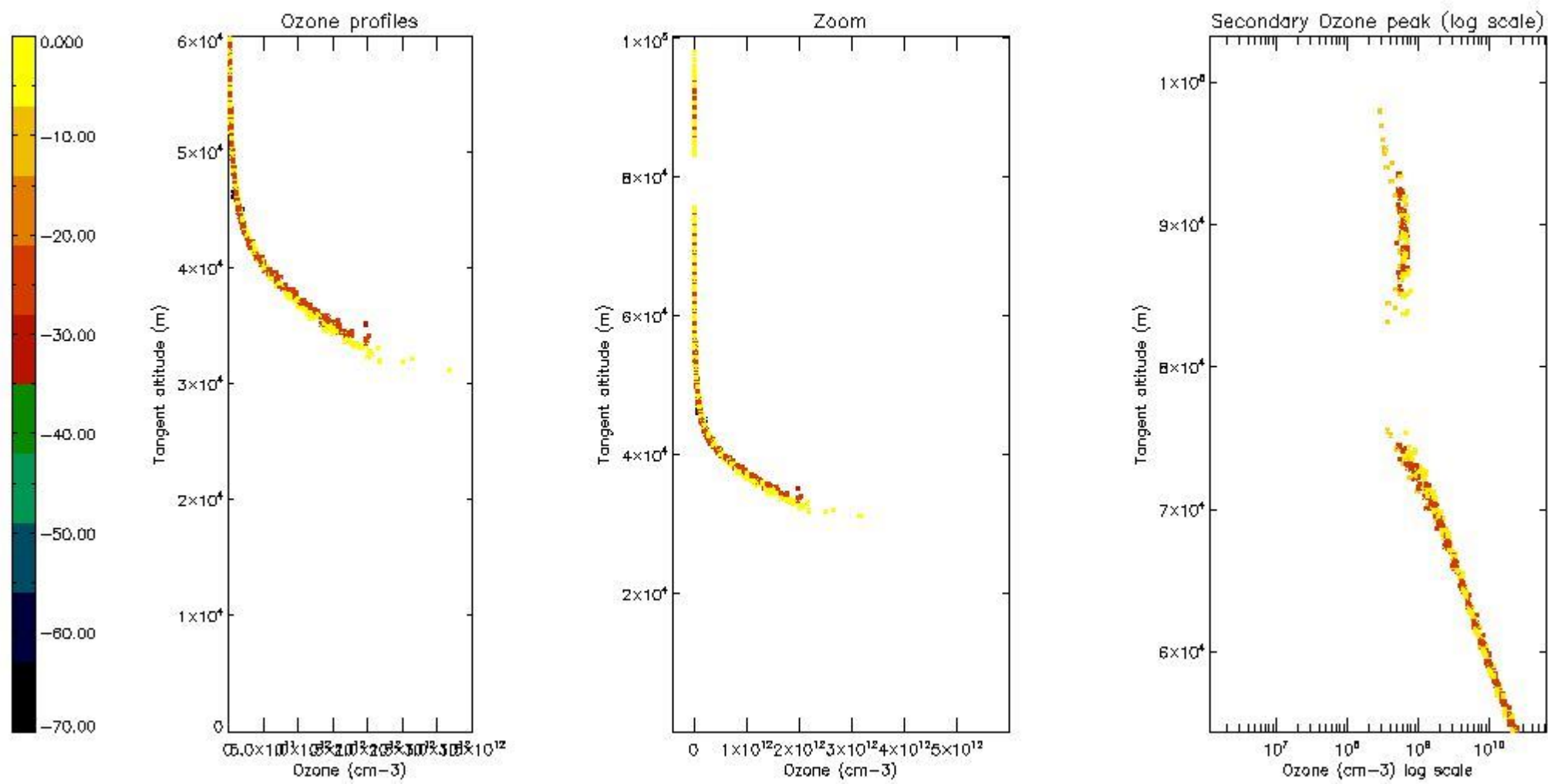
5.4 Plot ozone profiles where $STD < 10\%$ (dark without errors)

The colorbar represents the latitude.



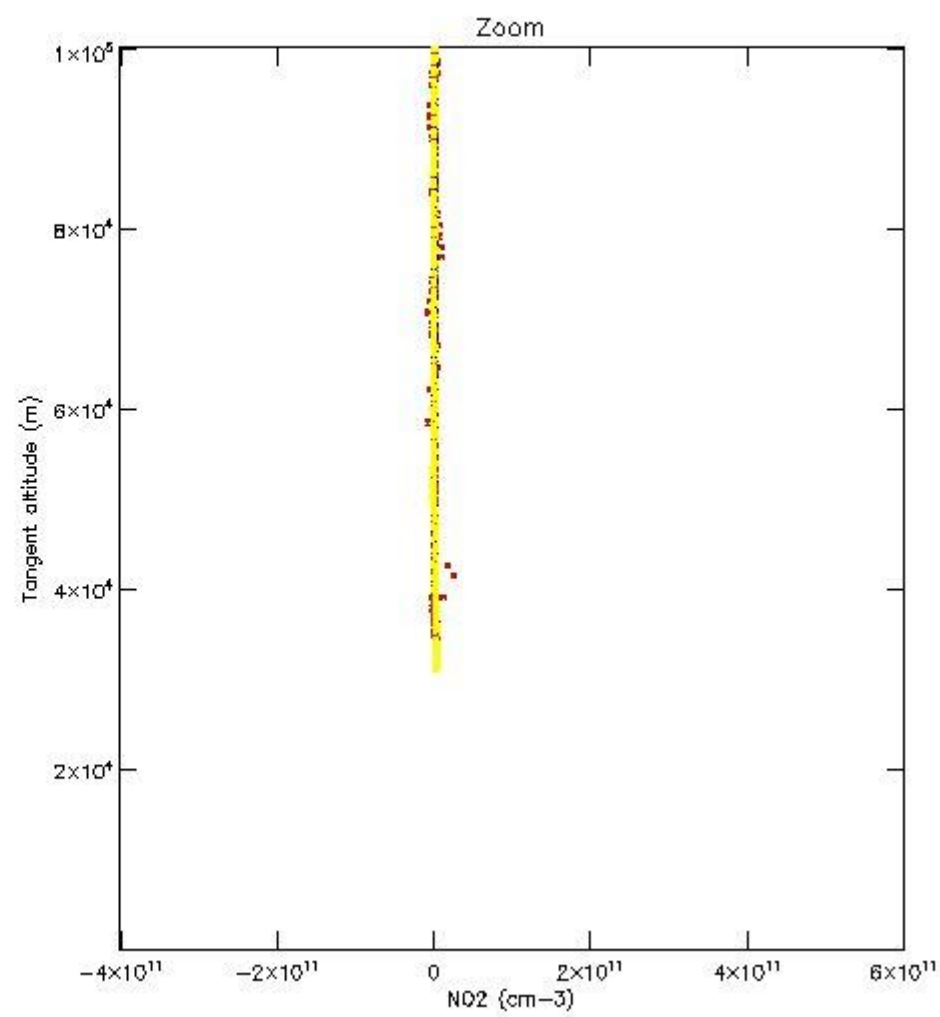
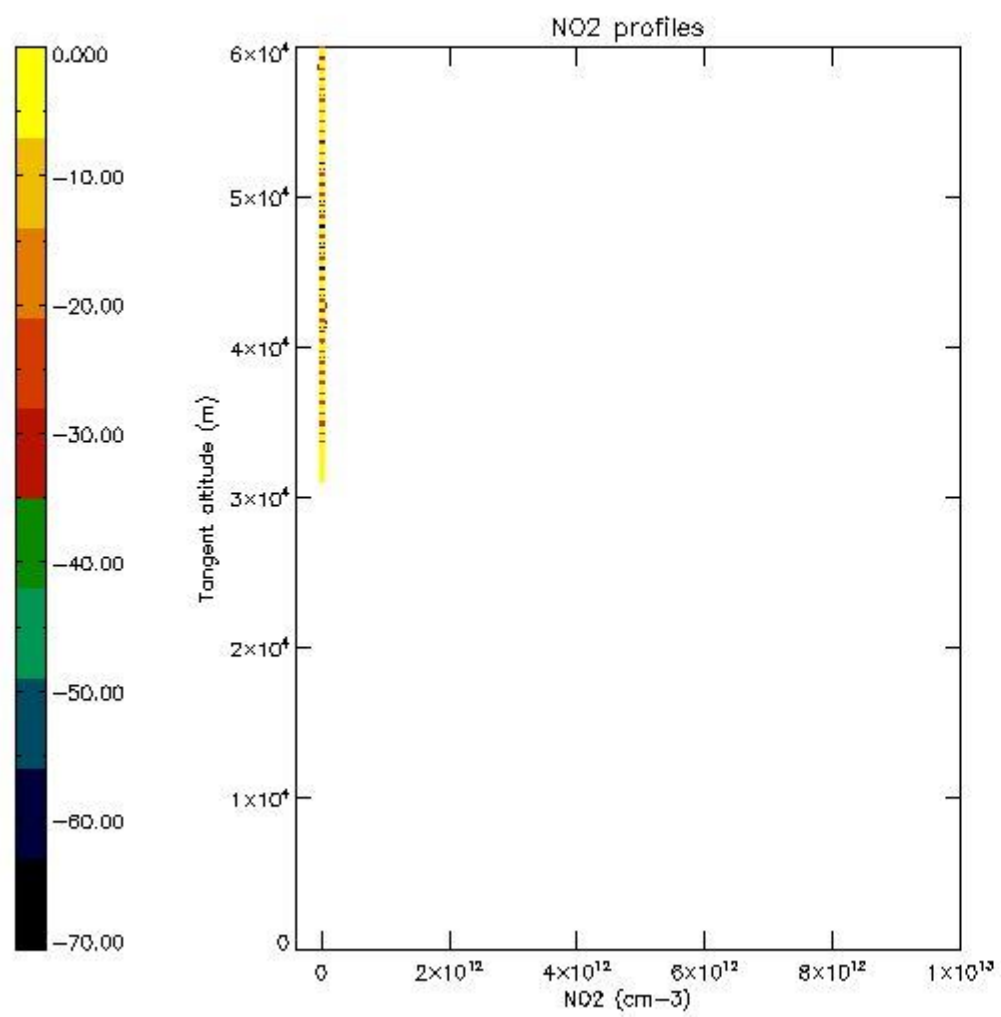
5.5 Plot ozone profiles where STD < 5% (dark without errors)

The colorbar represents the latitude.



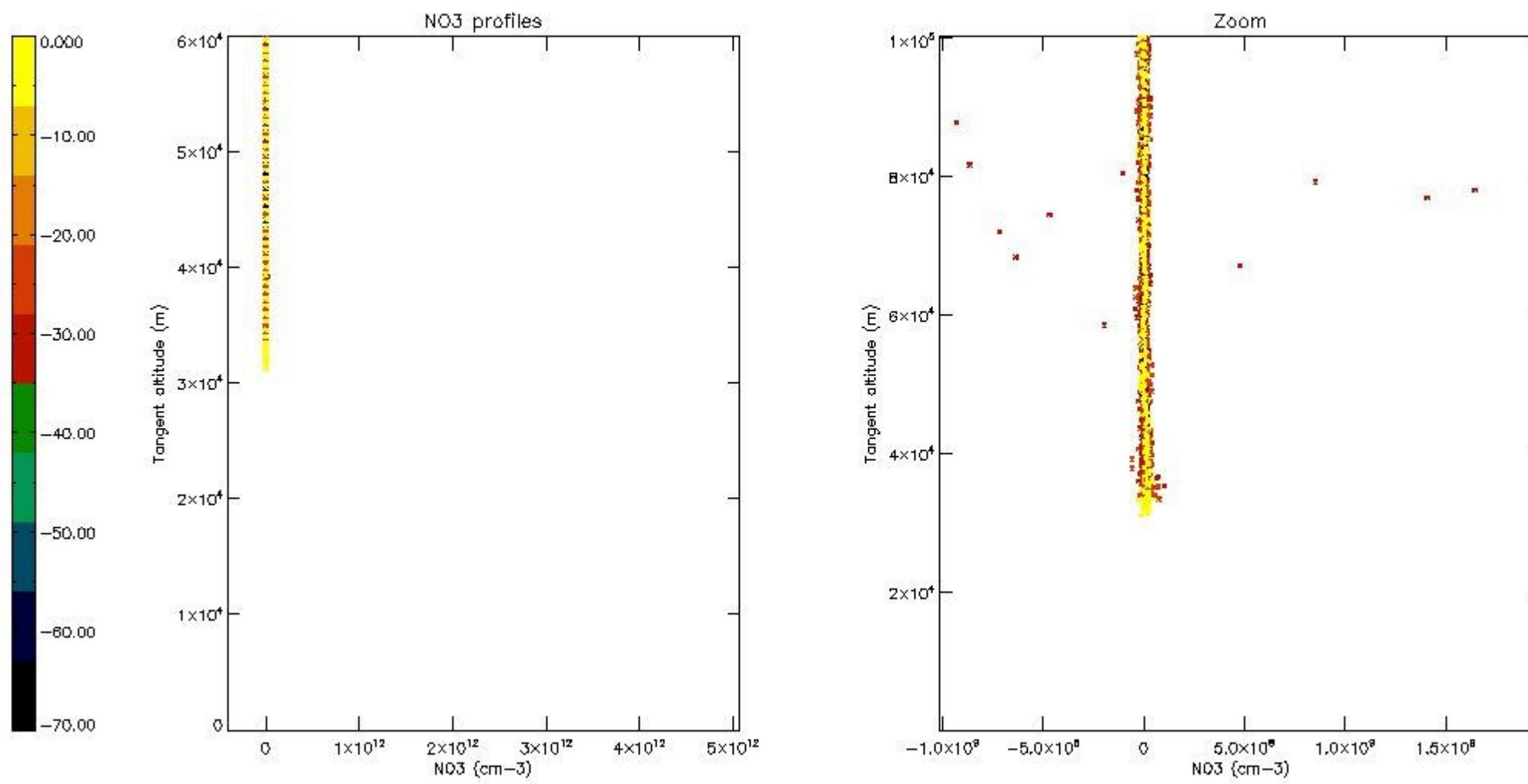
5.6 Plot NO₂ profiles for all STD (dark without errors)

The colorbar represents the latitude.



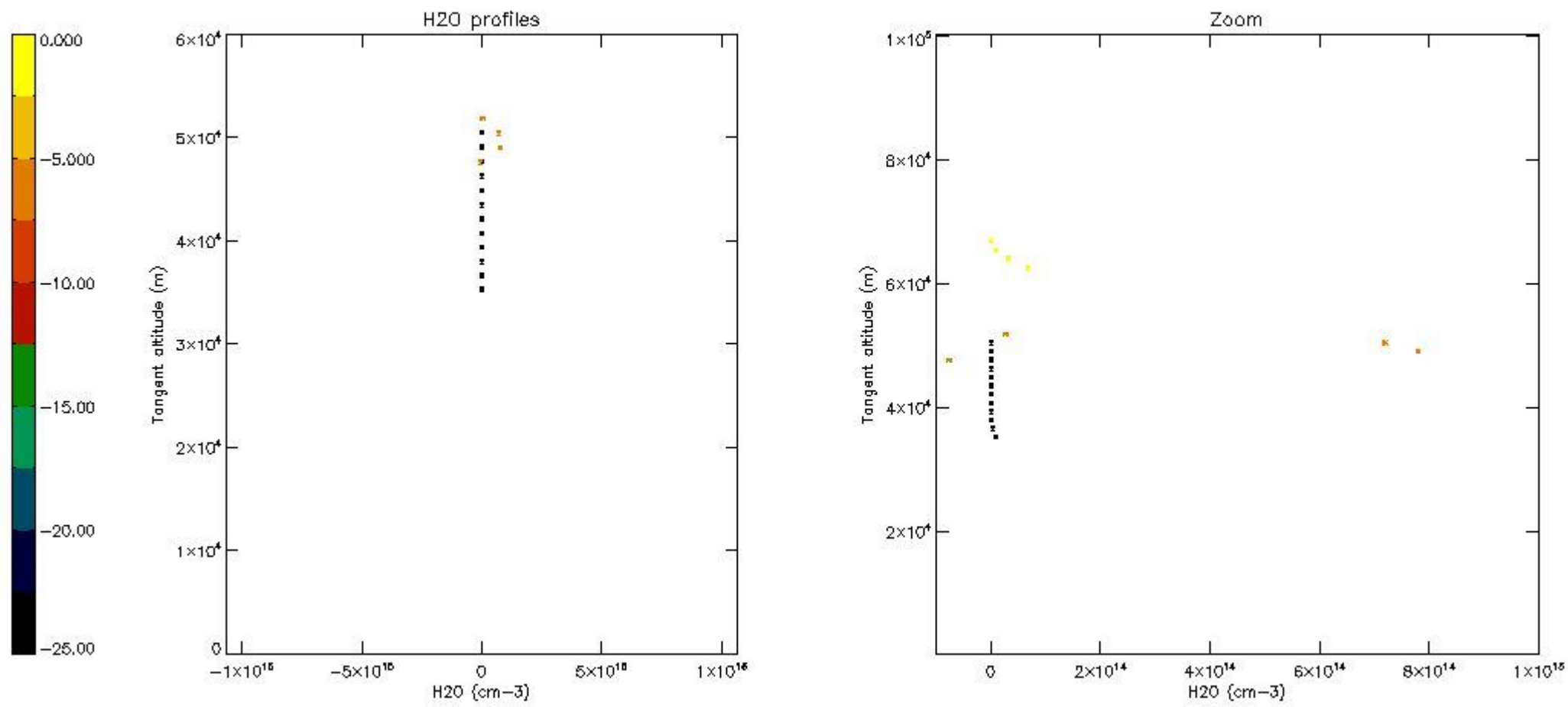
5.7 Plot NO3 profiles for all STD (dark without errors)

The colorbar represents the latitude.



5.8 Plot H₂O profiles for all STD (only for occultations of stars 1,2,3,4,13,14,16,26,63 dark without errors)

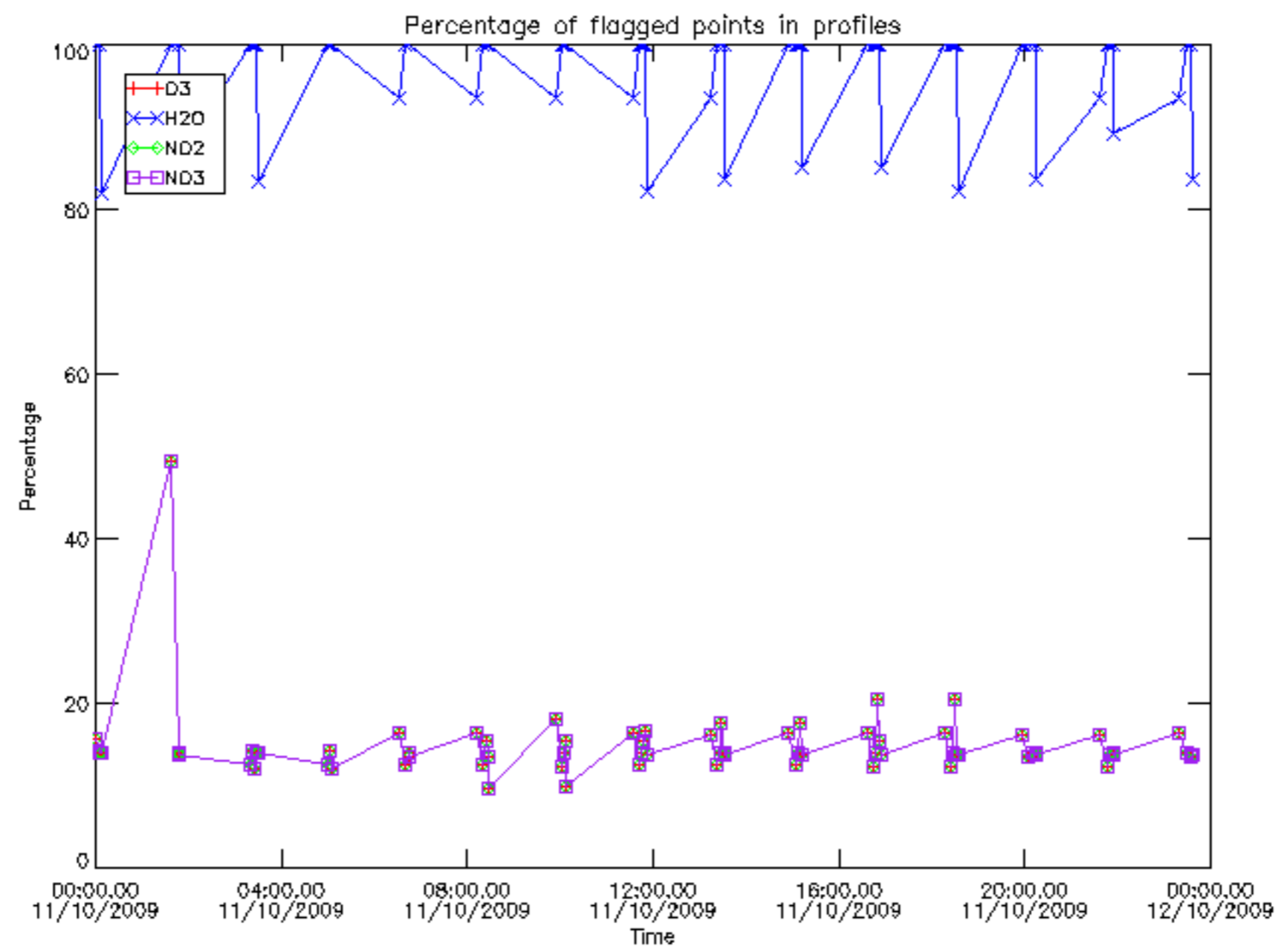
The colorbar represents the latitude.



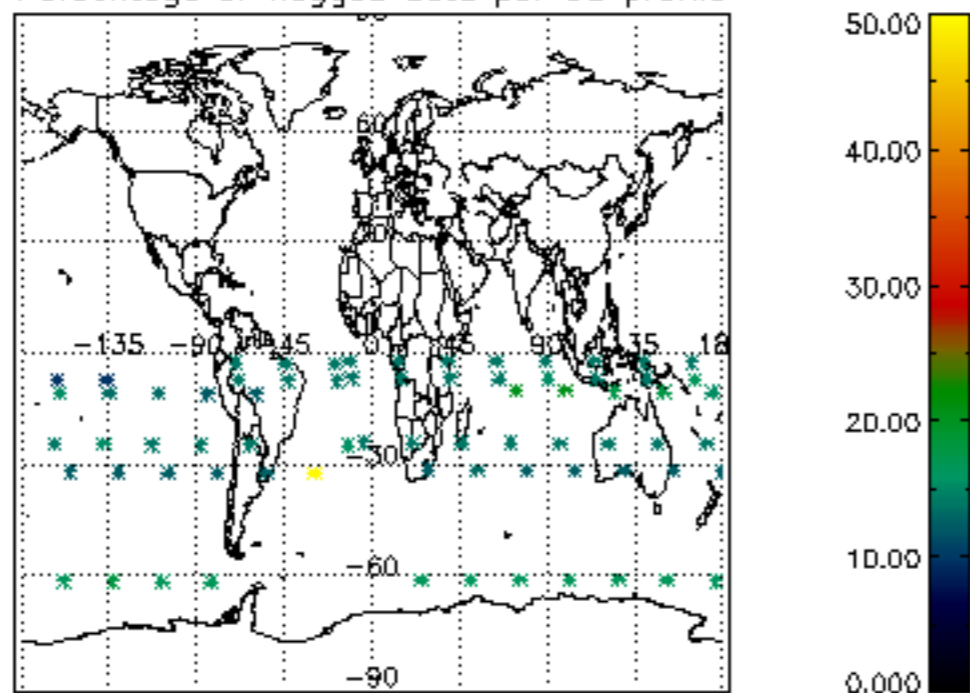
6. Auxiliary Data Files used for the production reported in section 2

The number reported in the third column indicates since which file (see list in section 2) the corresponding auxiliary file has been used. The fourth column is the date of those product files.

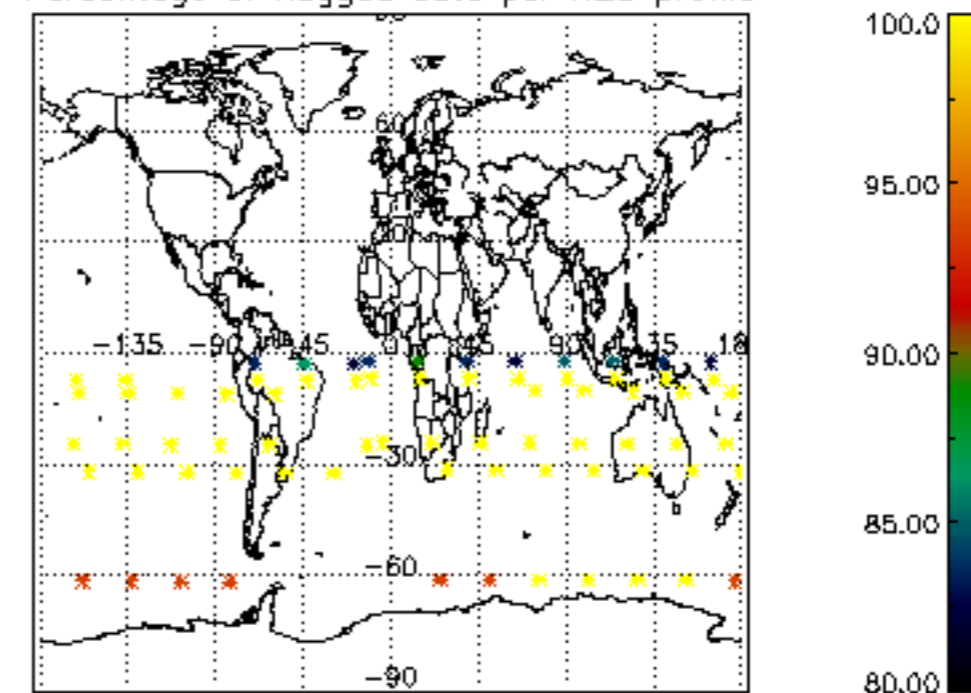
Type	Auxiliary Filename	Used since product	Used since product date
INST_PHYS_CHARACTERISTICS	GOM_INS_AXVIEC20091111_143220_20030716_120000_20500101_000000	1	11-OCT-2009 00:01:09
LEVEL-2_PROC_CONFIG	GOM_PR2_AXVIEC20091111_152718_20020301_000000_20500101_000000	1	11-OCT-2009 00:01:09
CROSS_SECTIONS_FILE	GOM_CRS_AXVIEC20091111_154832_20020301_000000_20500101_000000	1	11-OCT-2009 00:01:09



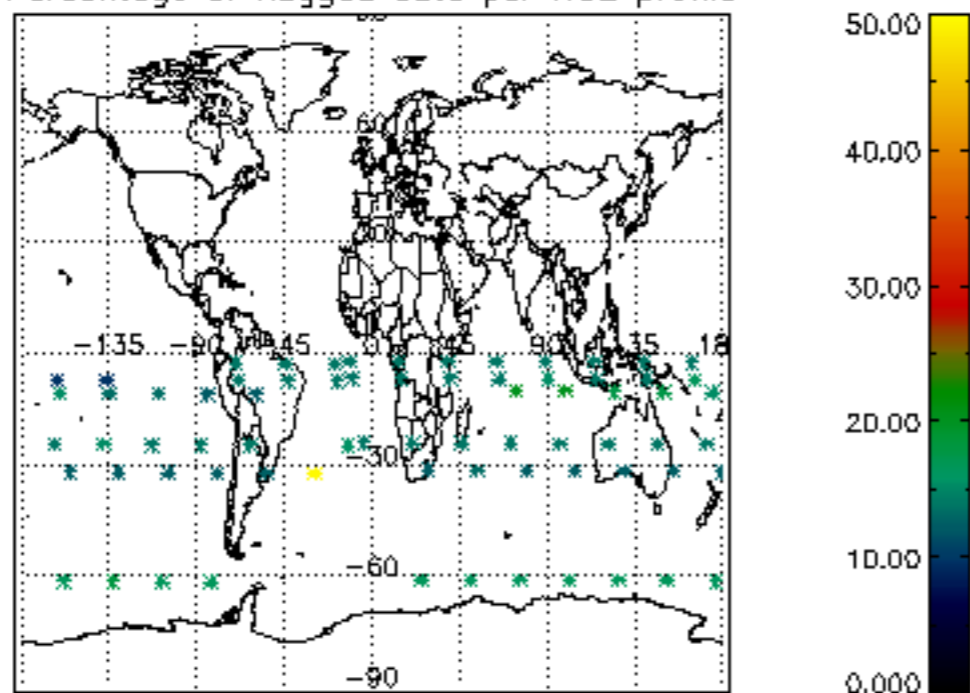
Percentage of flagged data per D3 profile



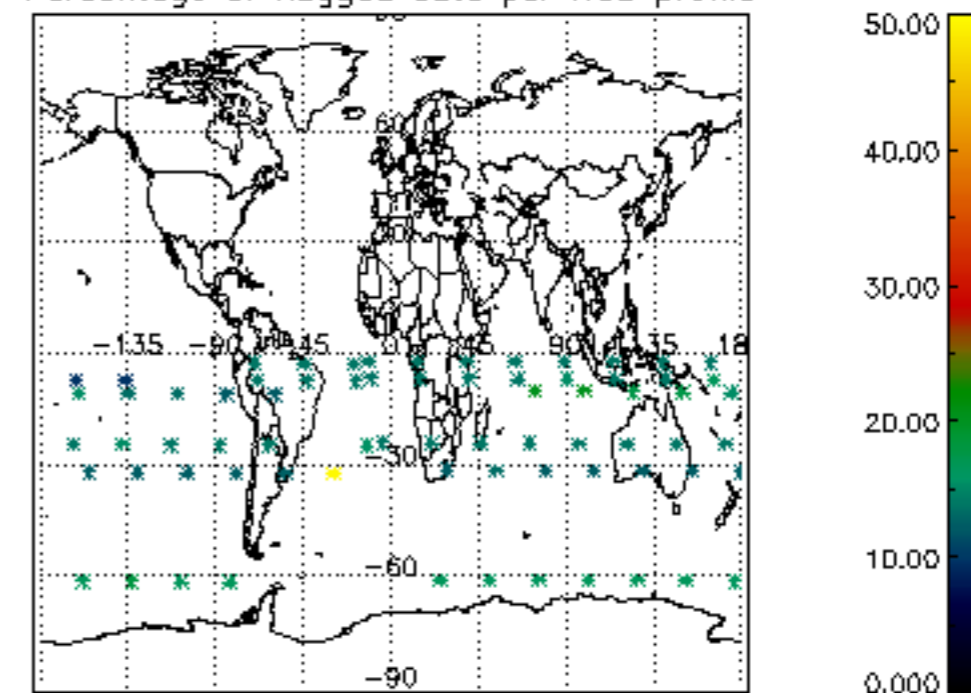
Percentage of flagged data per H2O profile

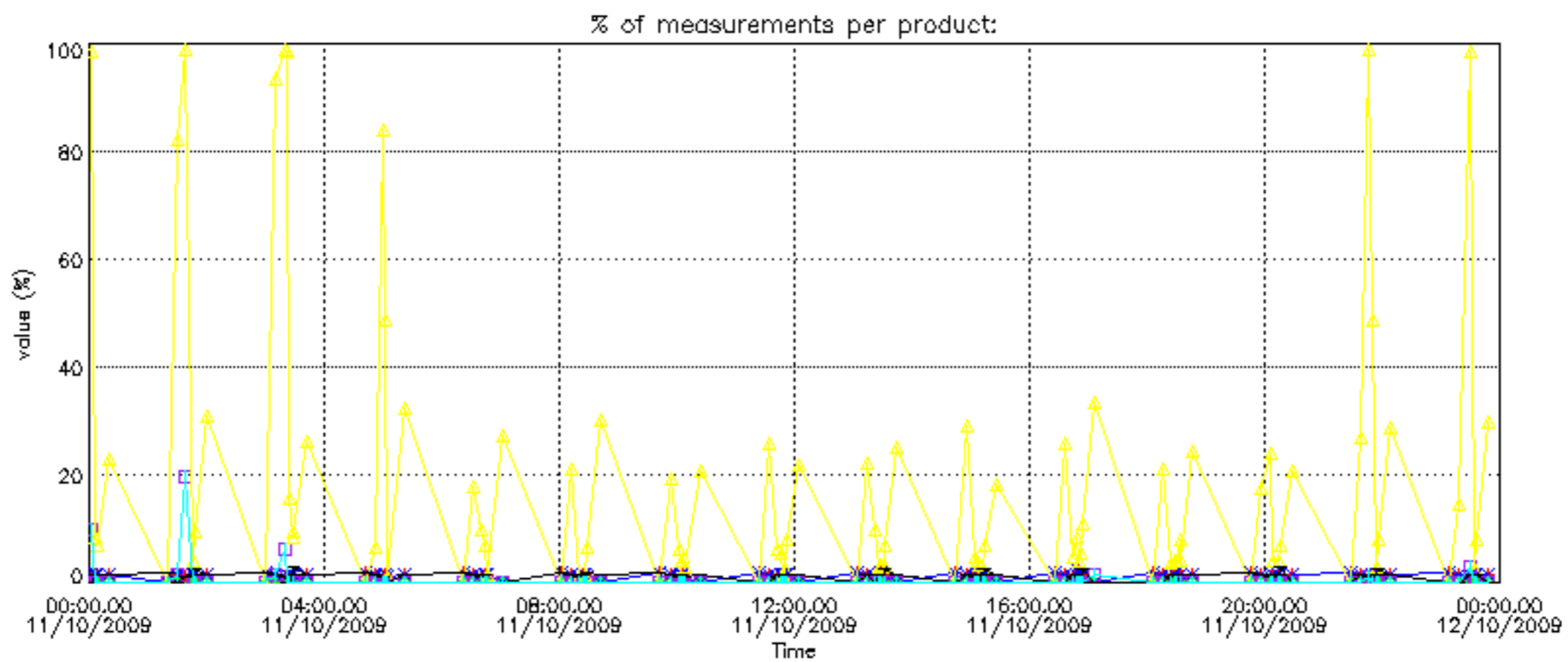


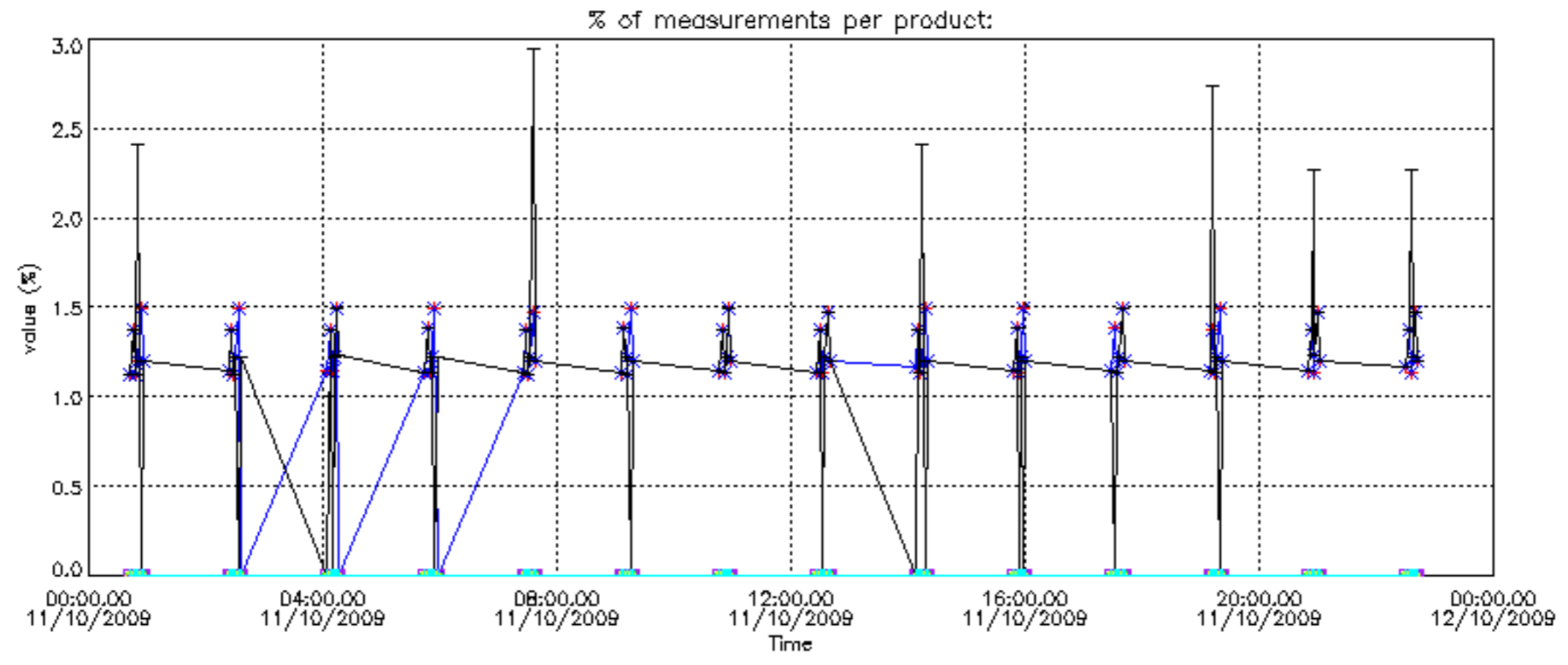
Percentage of flagged data per NO2 profile



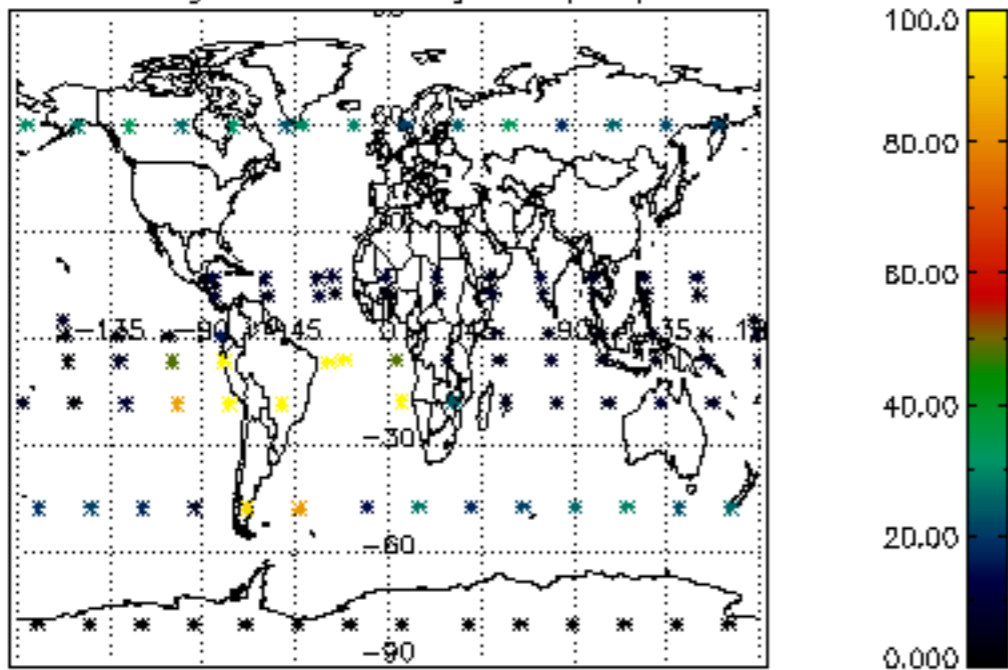
Percentage of flagged data per NO3 profile



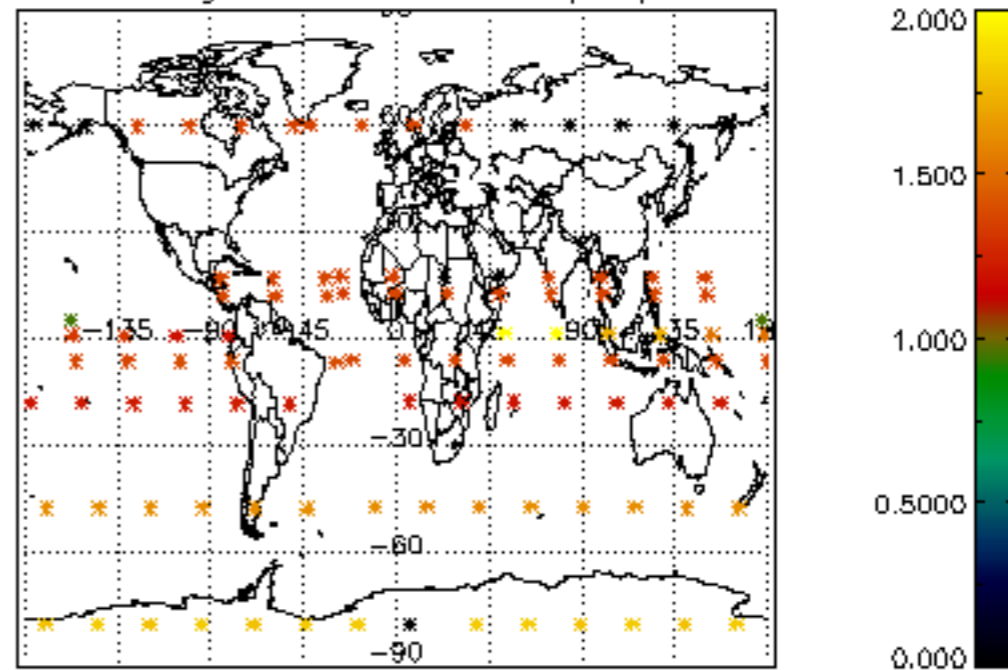




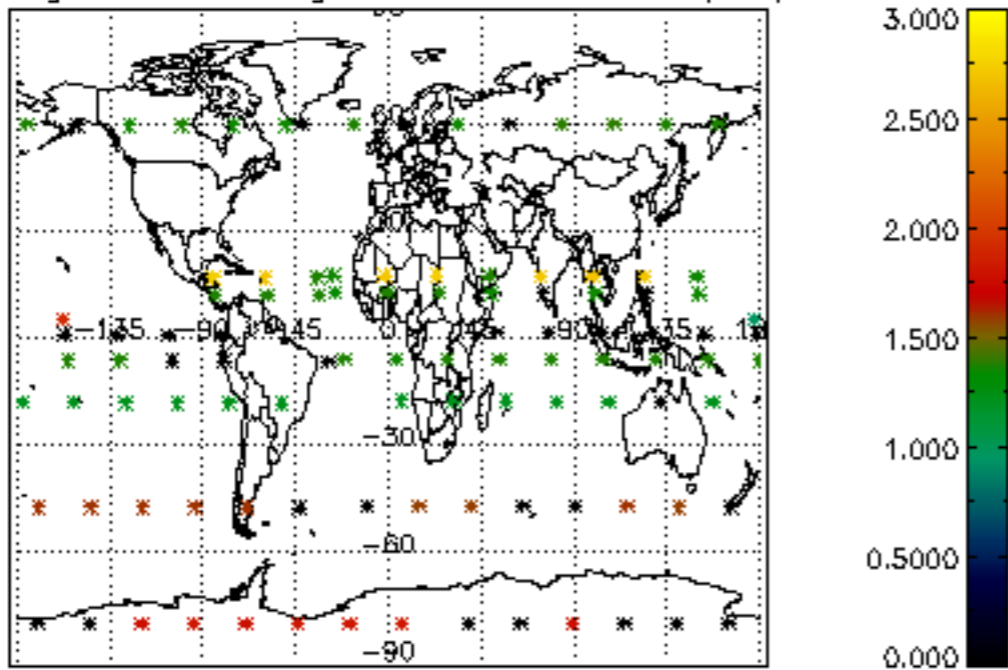
Percentage of cosmic ray hits per profile



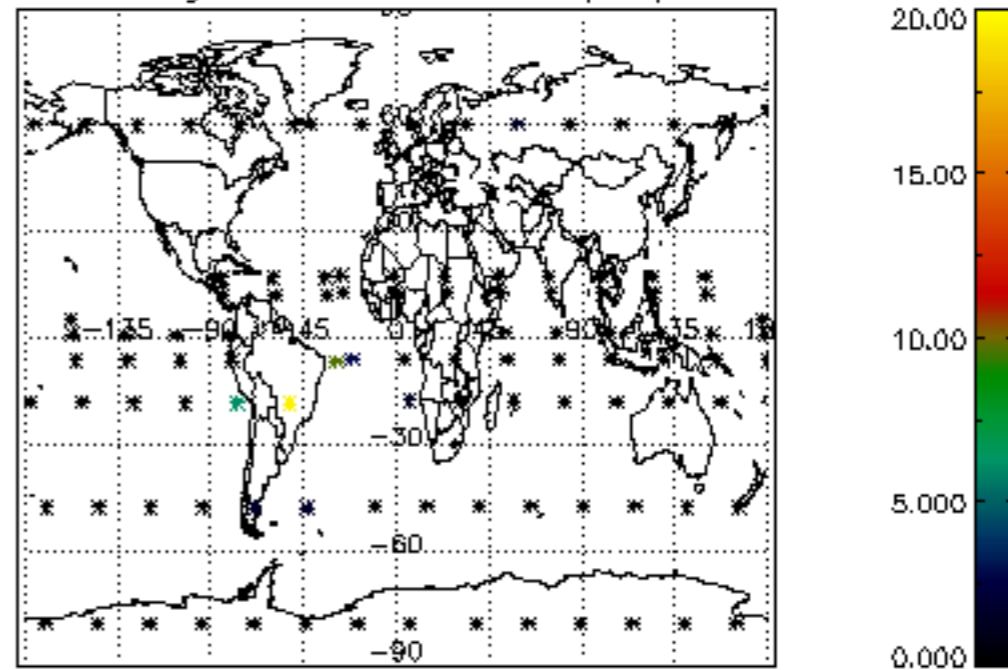
Percentage of datation errors per profile



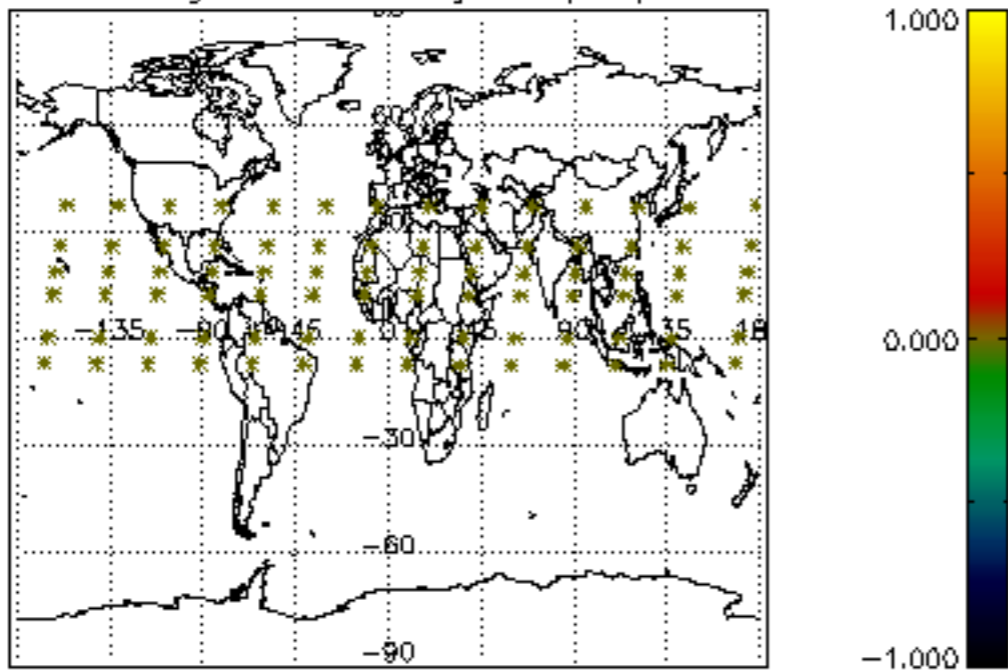
Percentage of star falling outside central band per profile



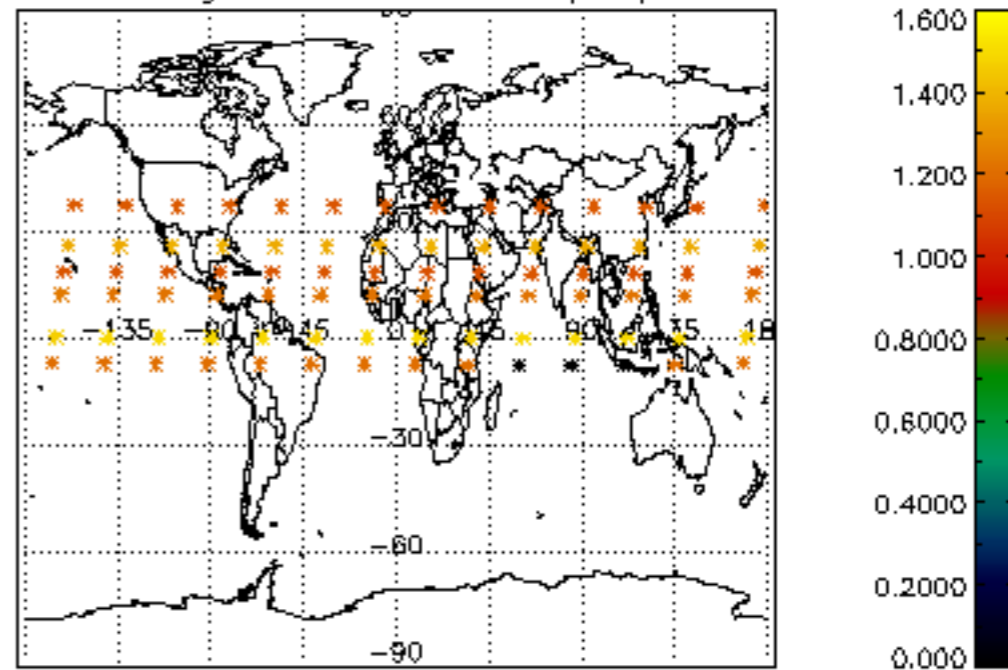
Percentage of saturation errors per profile



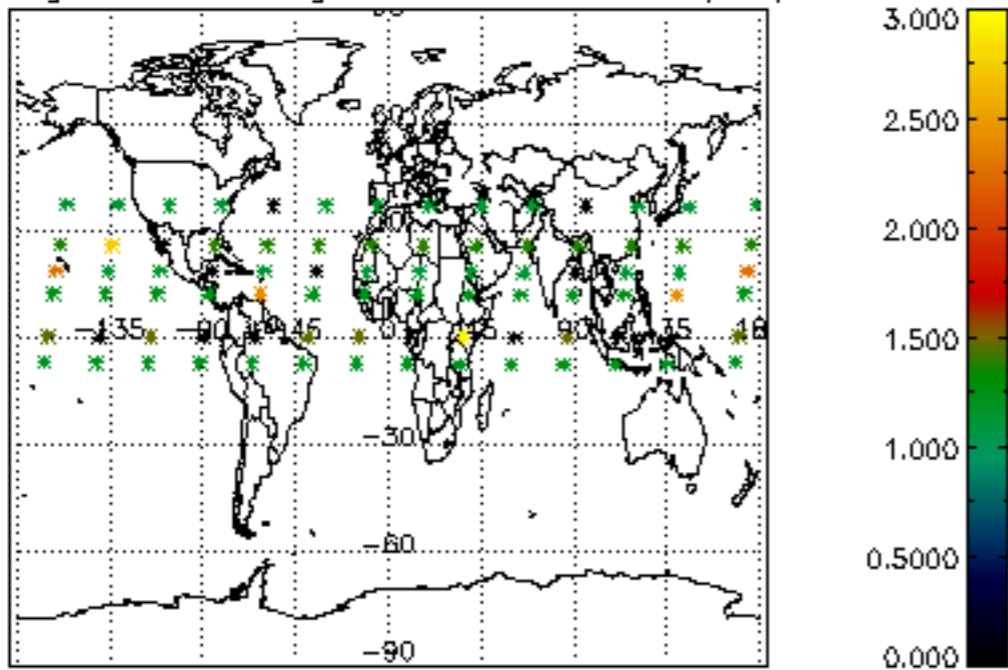
Percentage of cosmic ray hits per profile



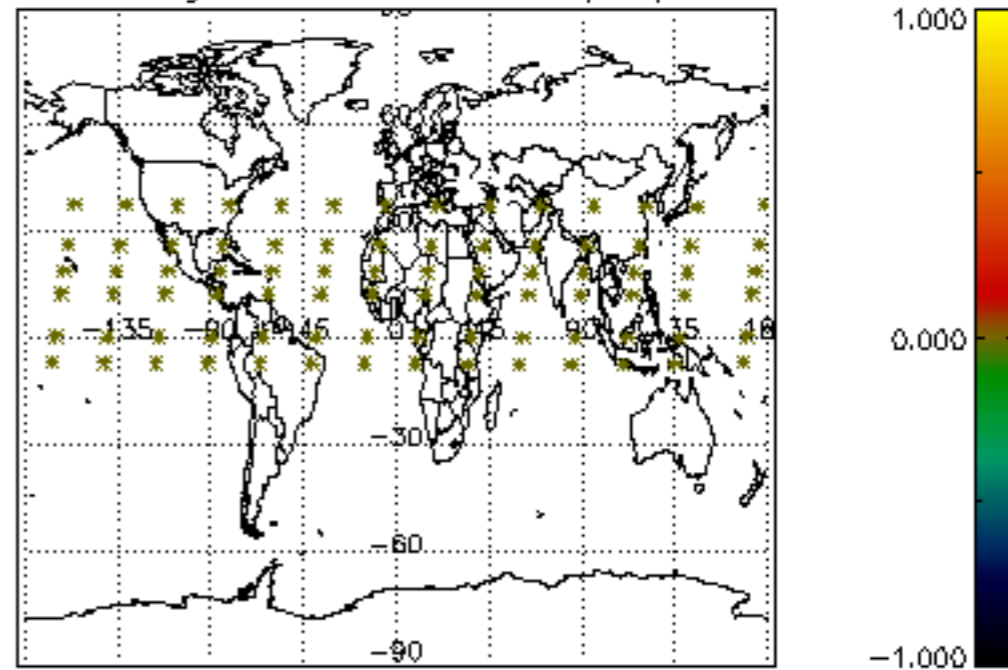
Percentage of datation errors per profile

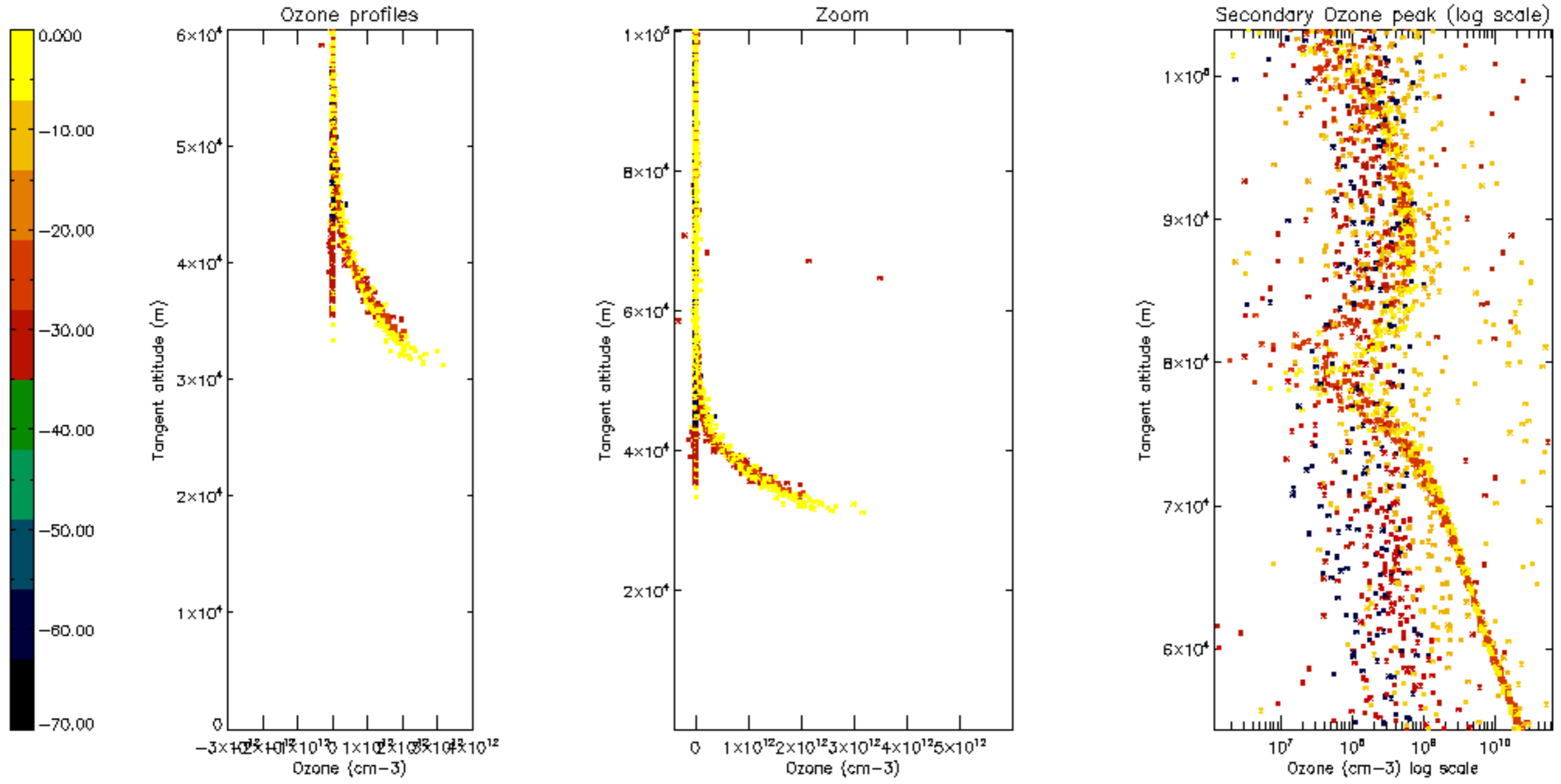


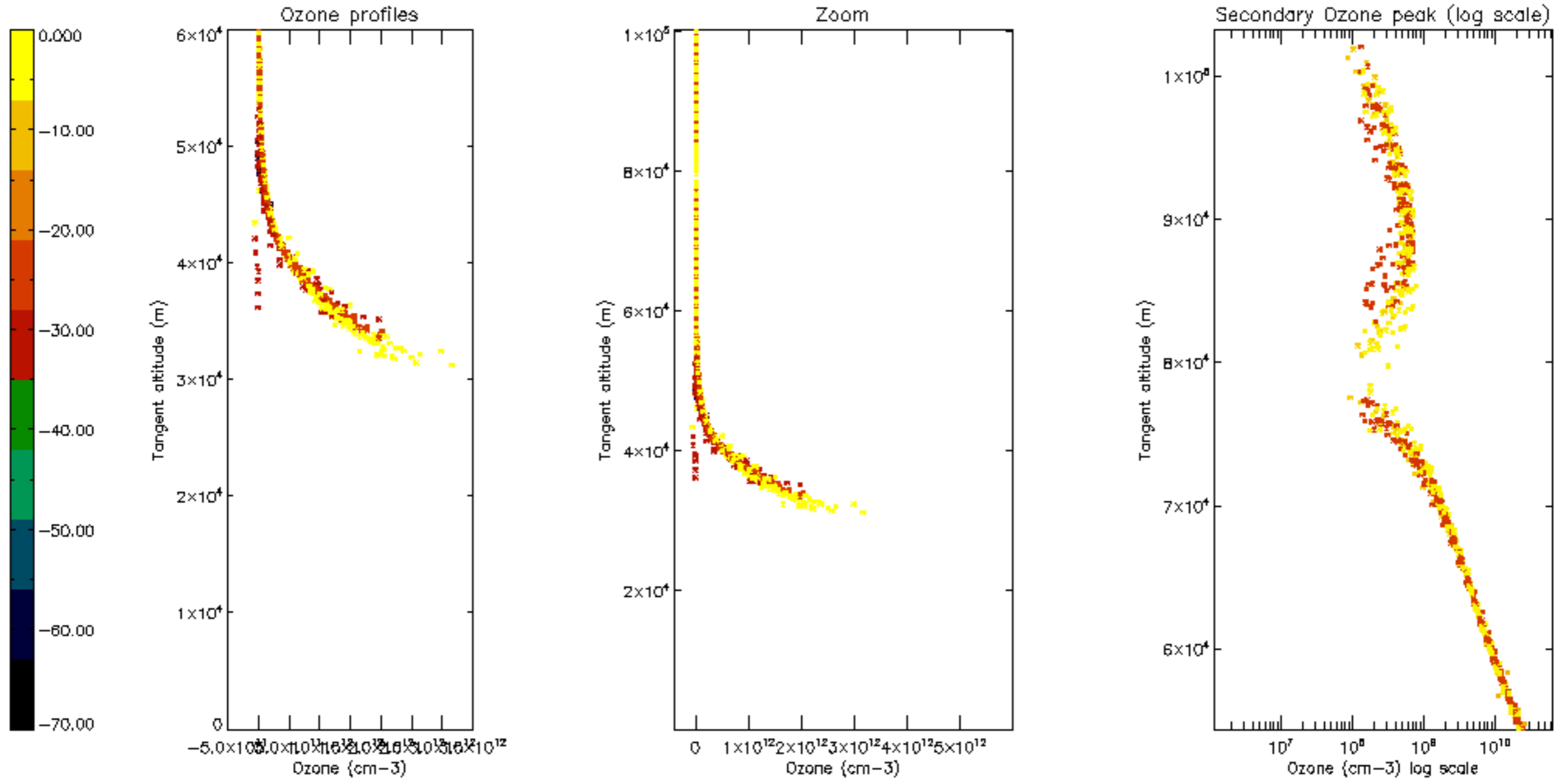
Percentage of star falling outside central band per profile

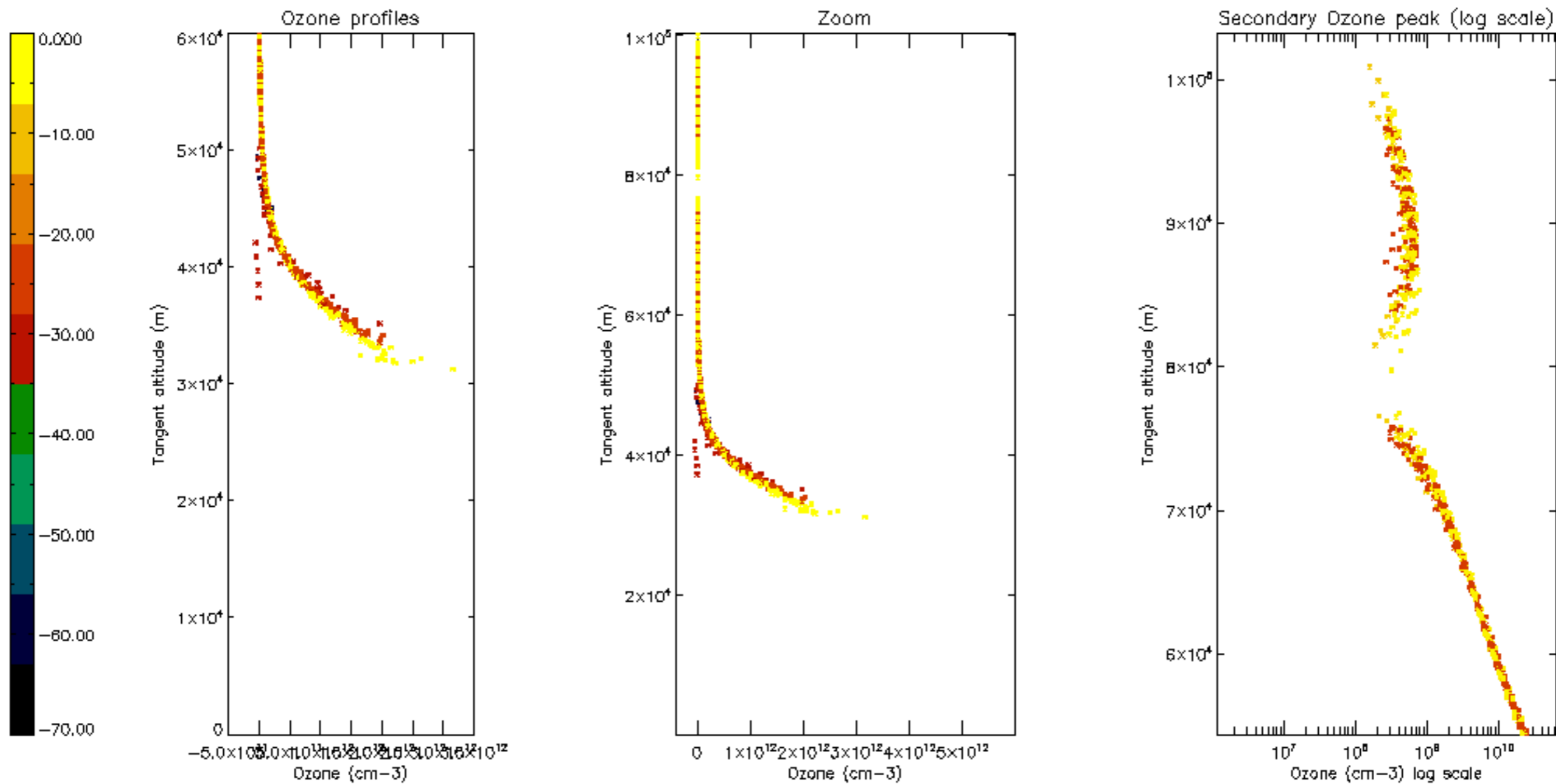


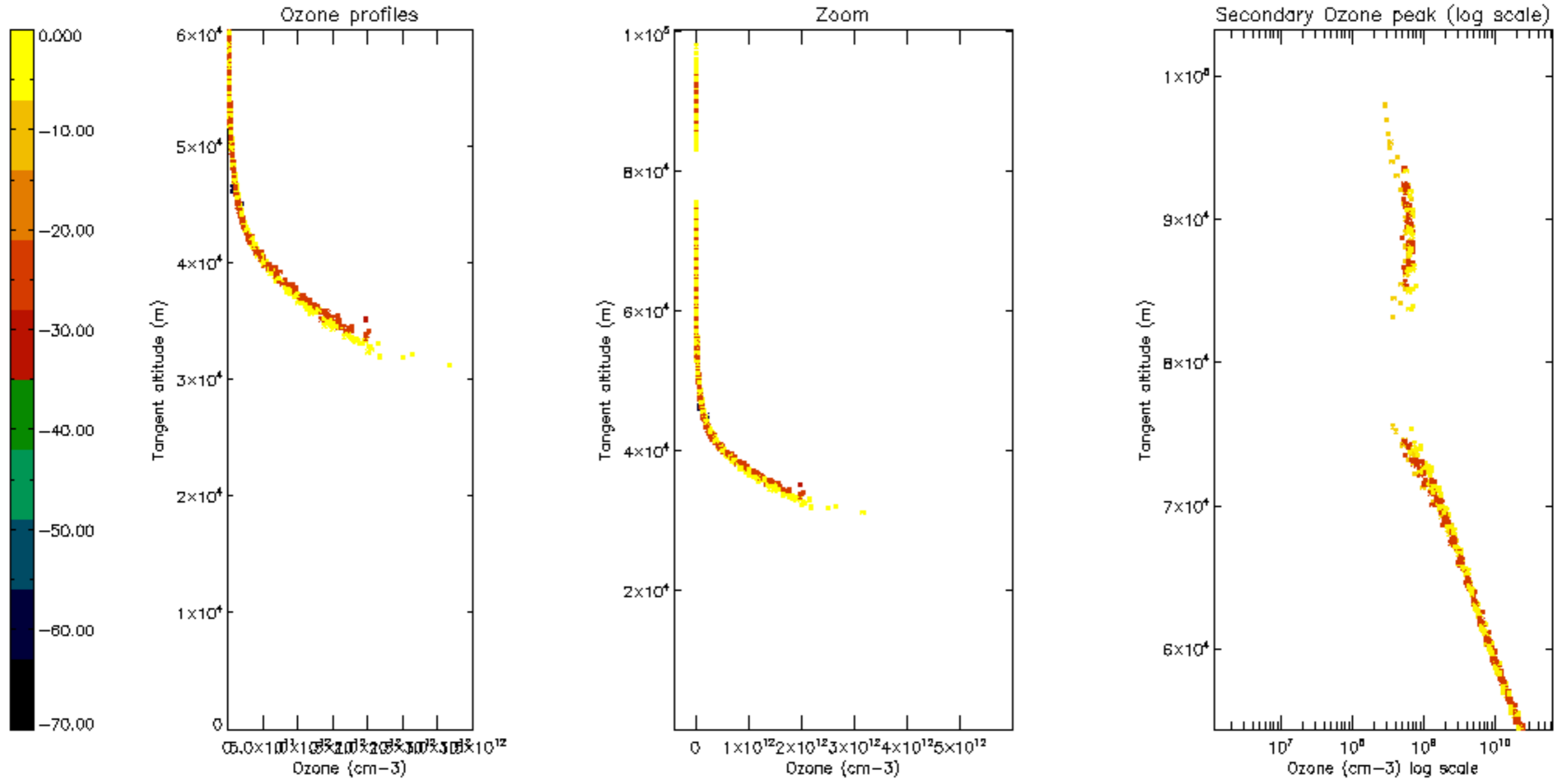
Percentage of saturation errors per profile

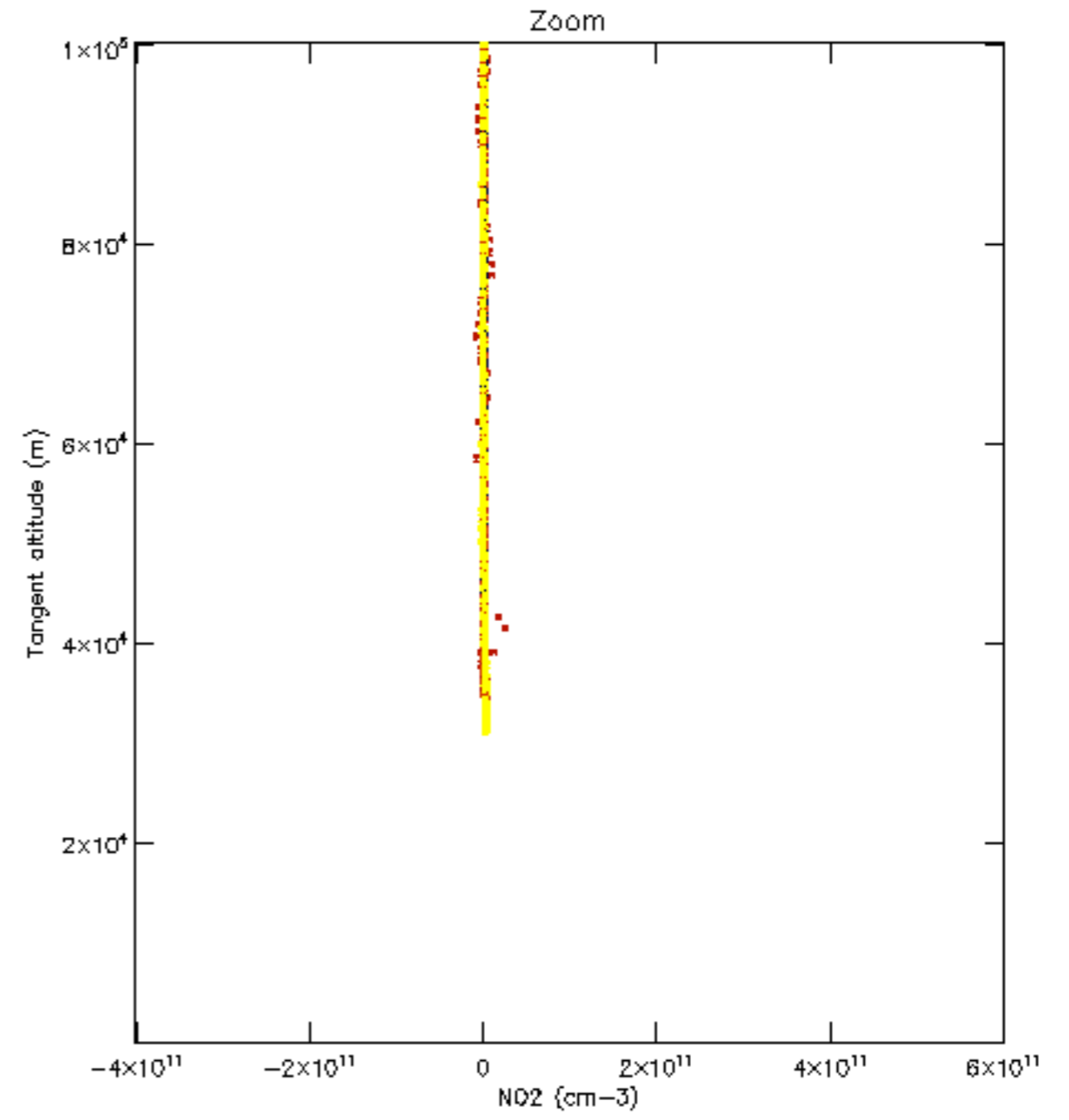
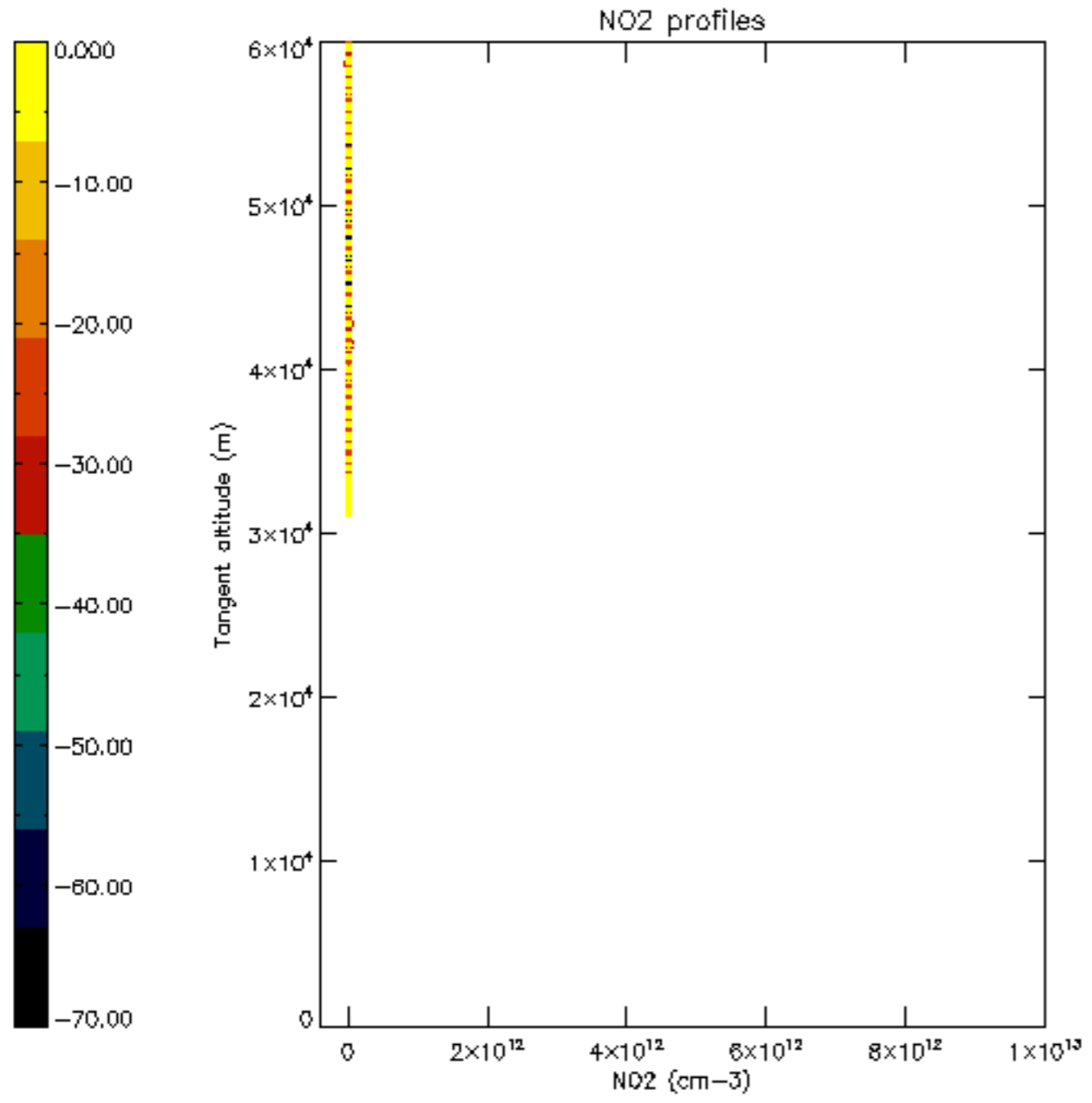


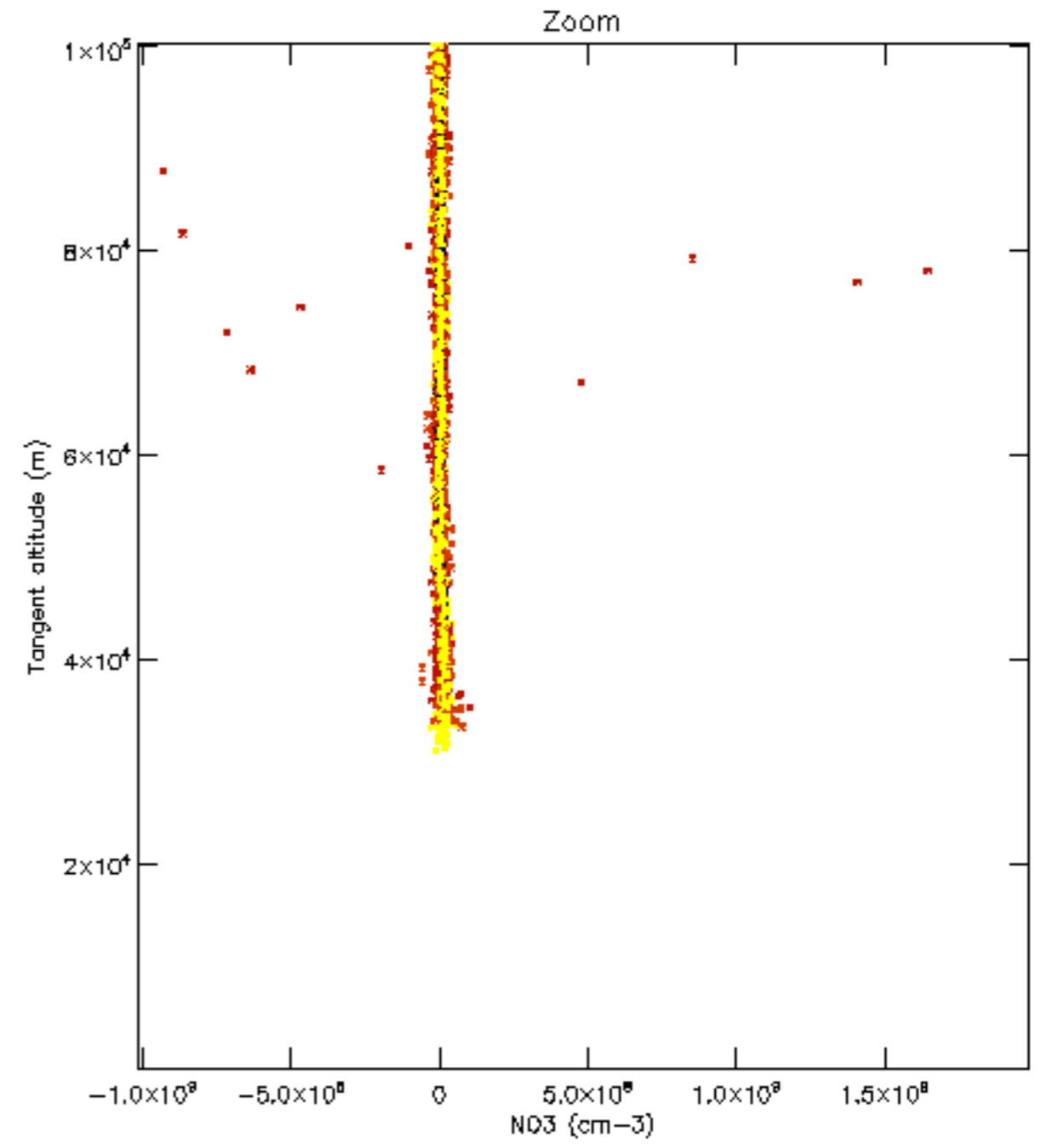
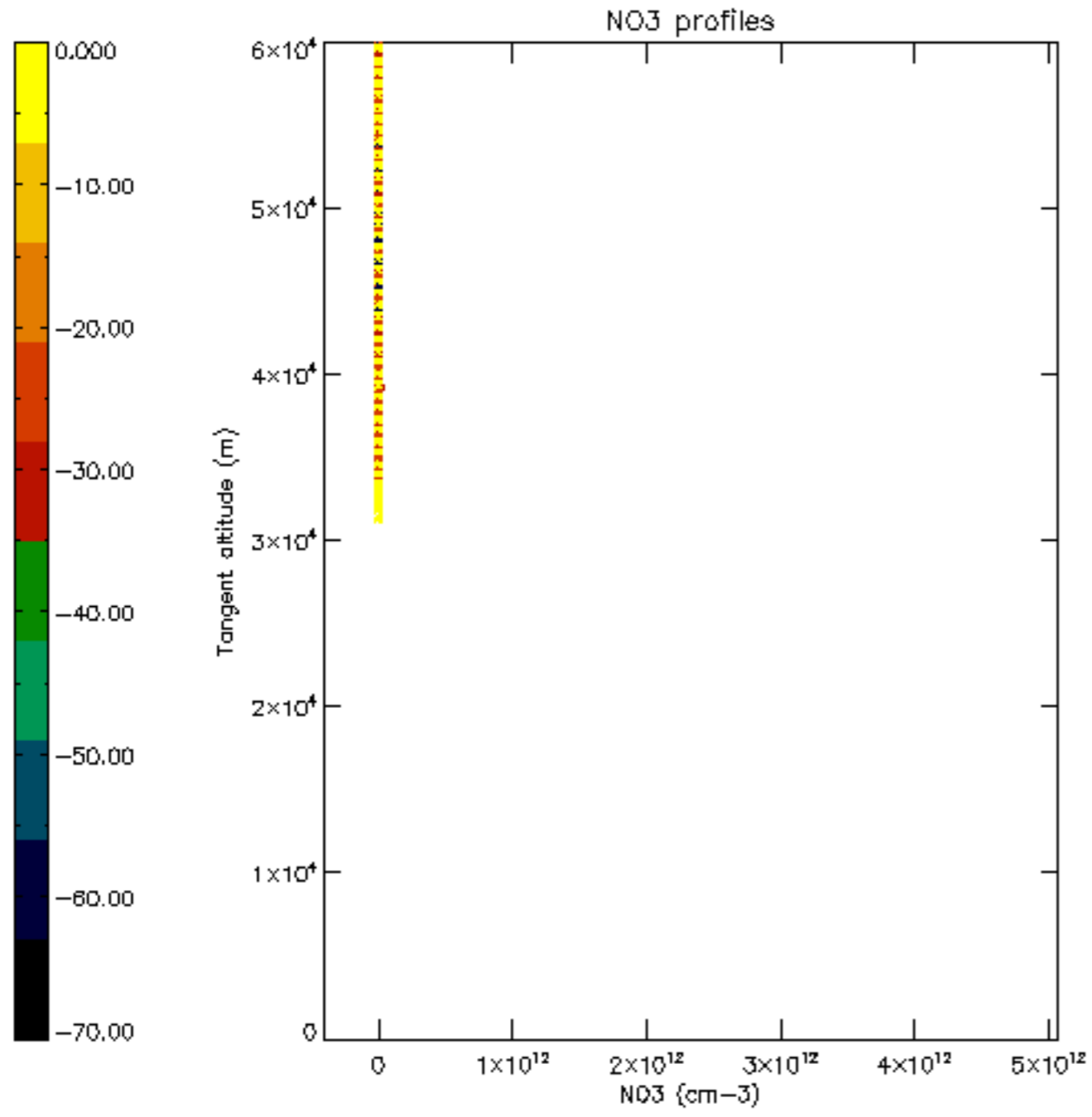


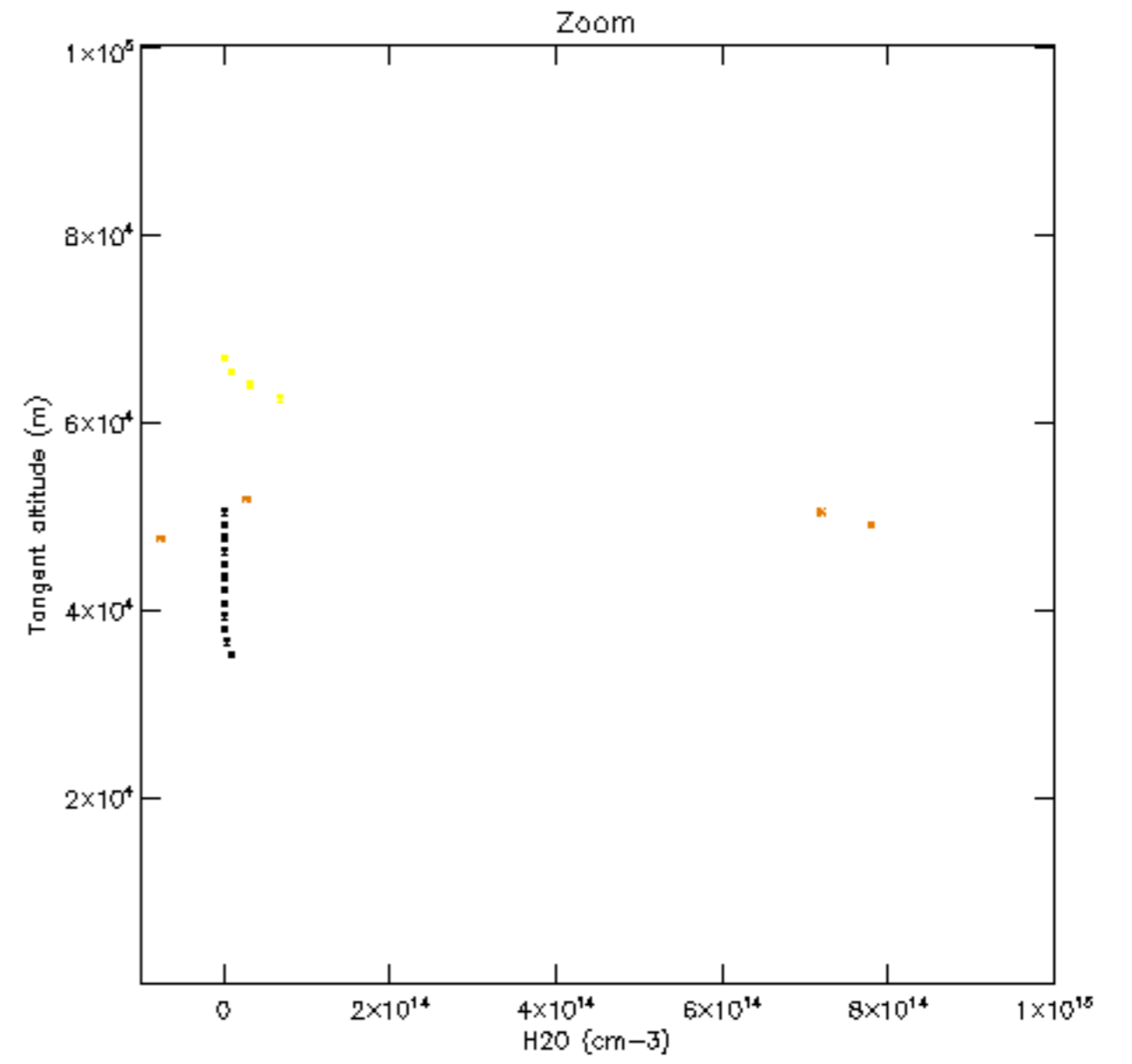
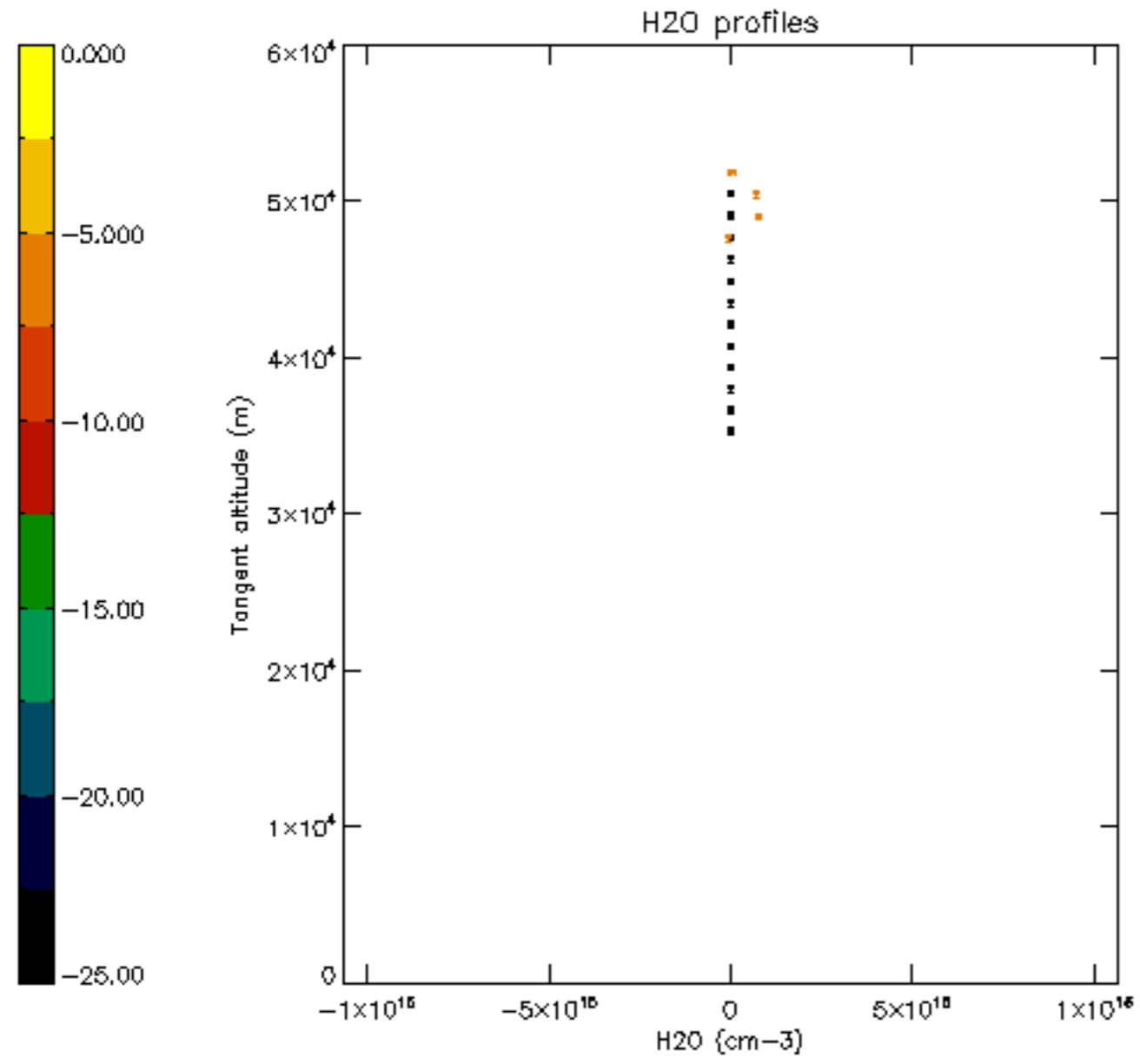


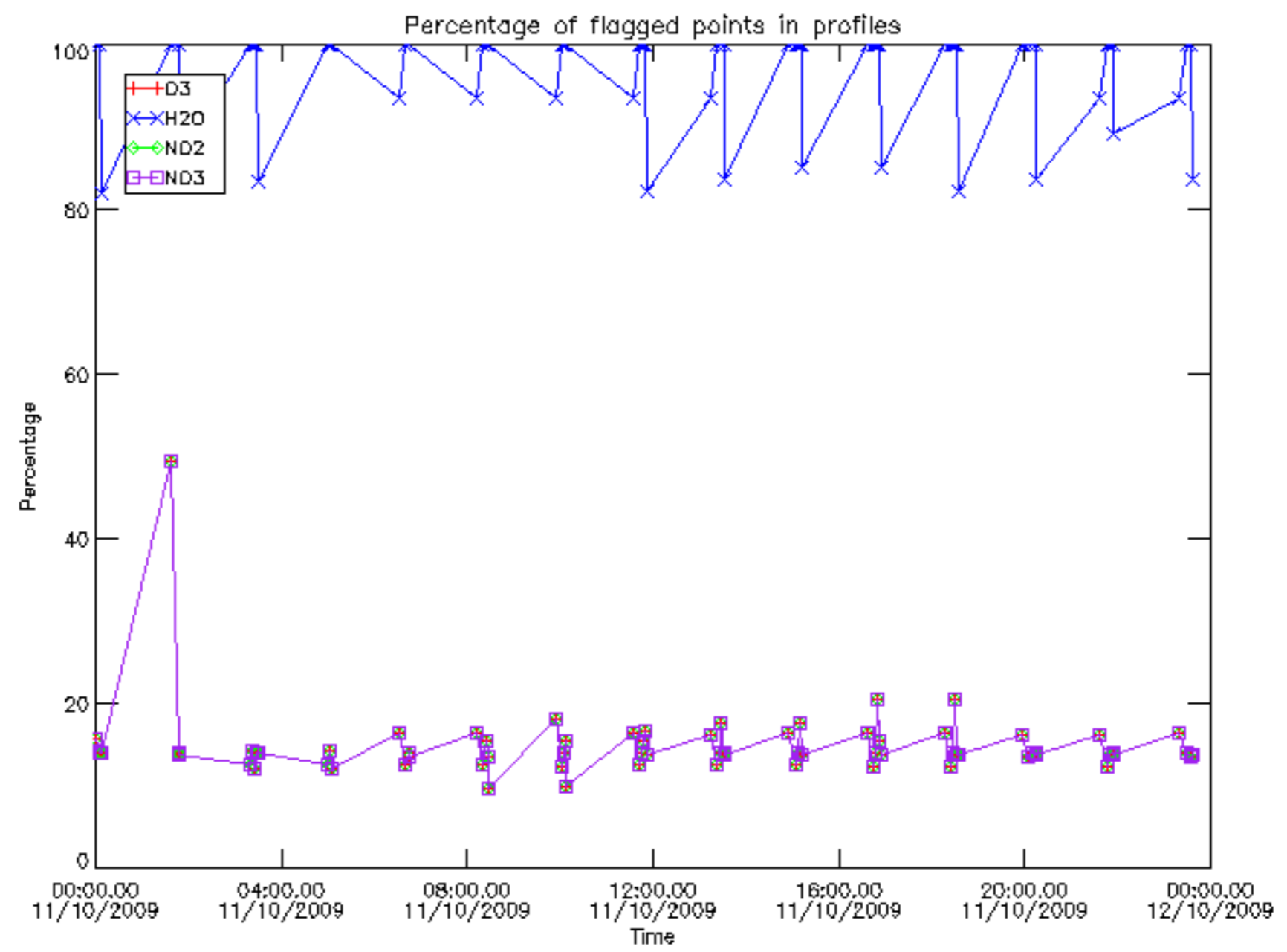




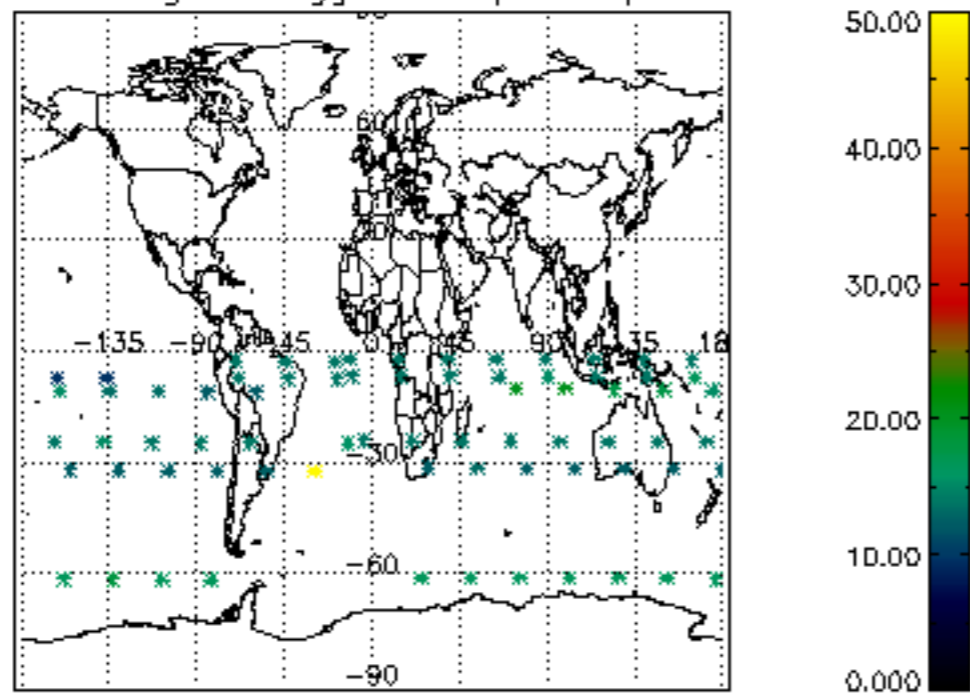




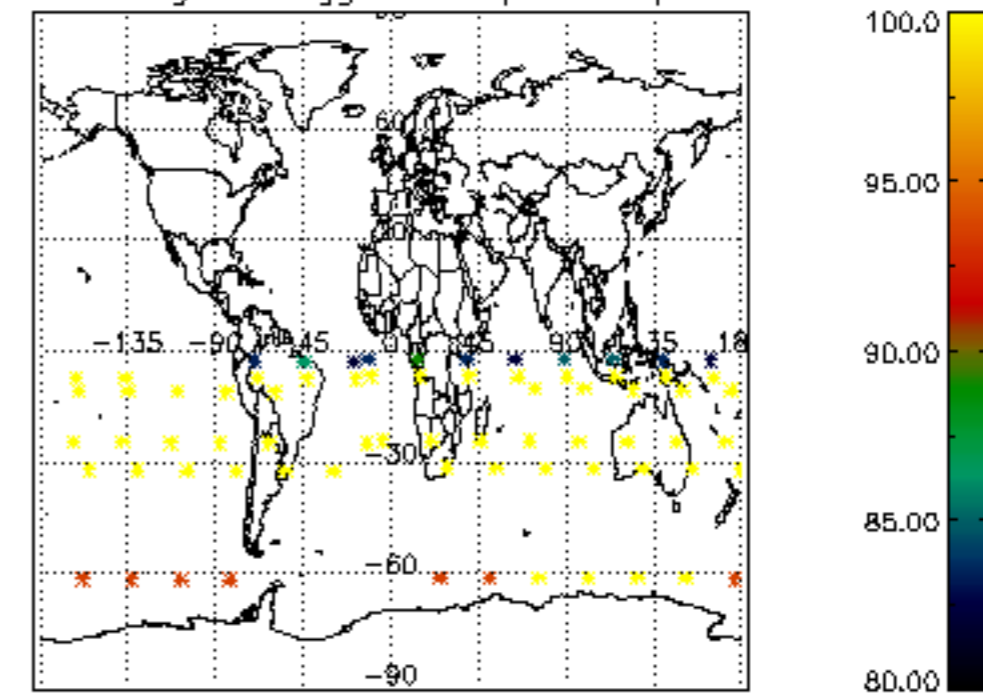




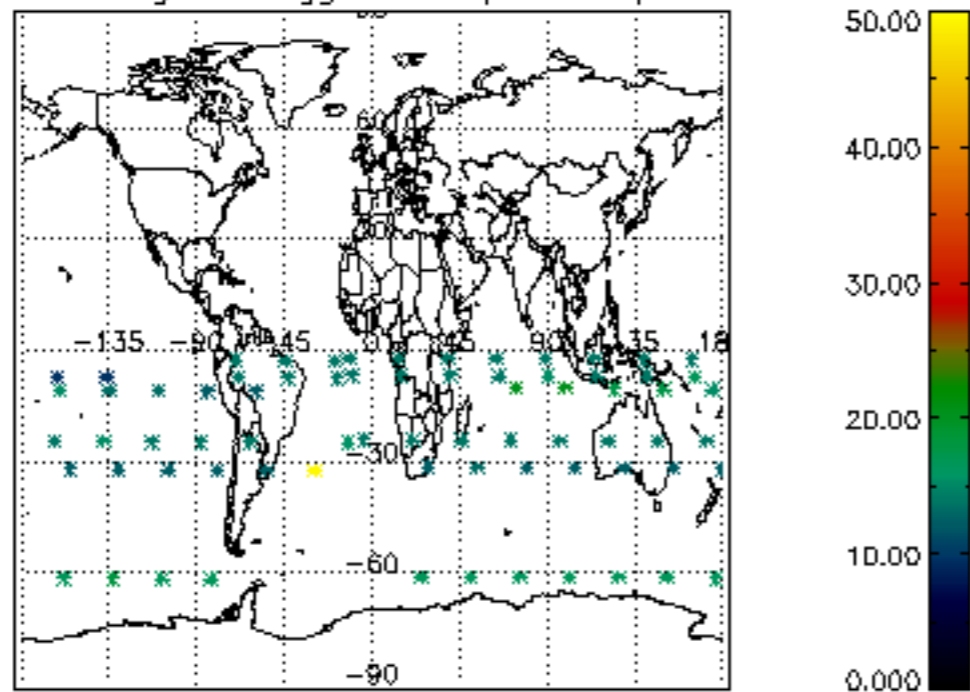
Percentage of flagged data per D3 profile



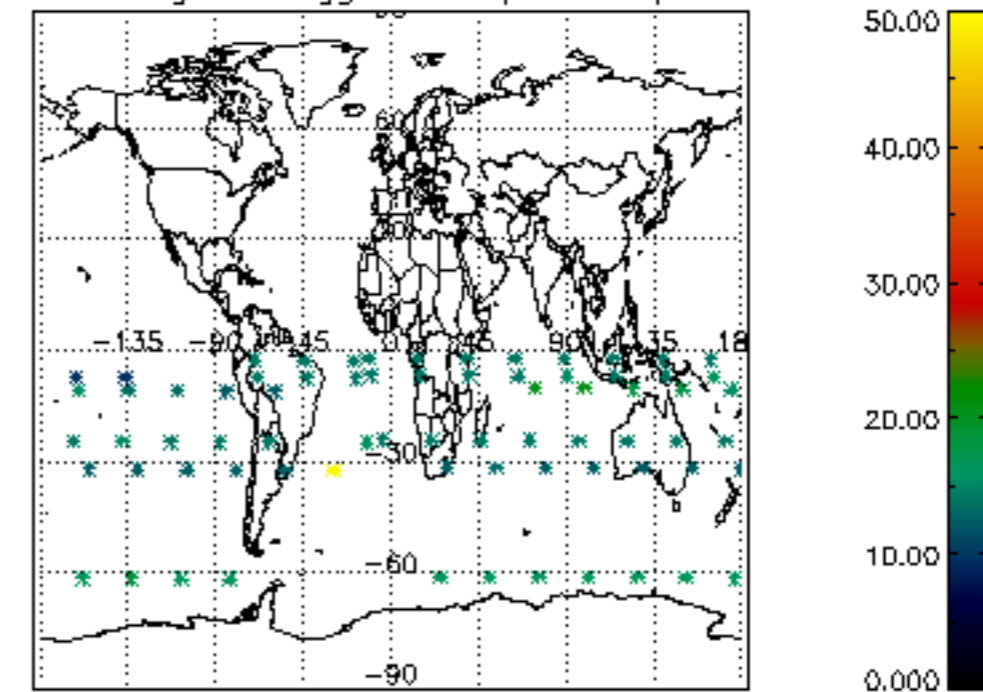
Percentage of flagged data per H2O profile

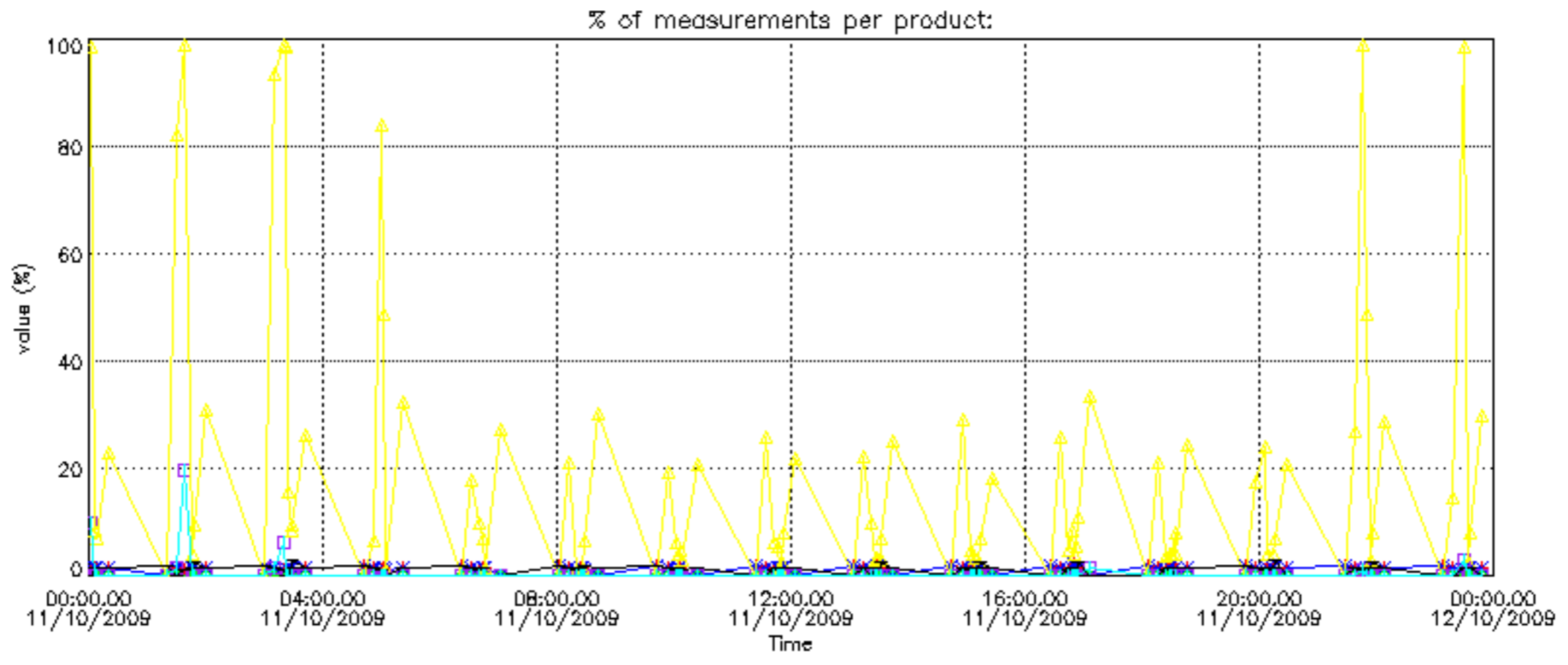


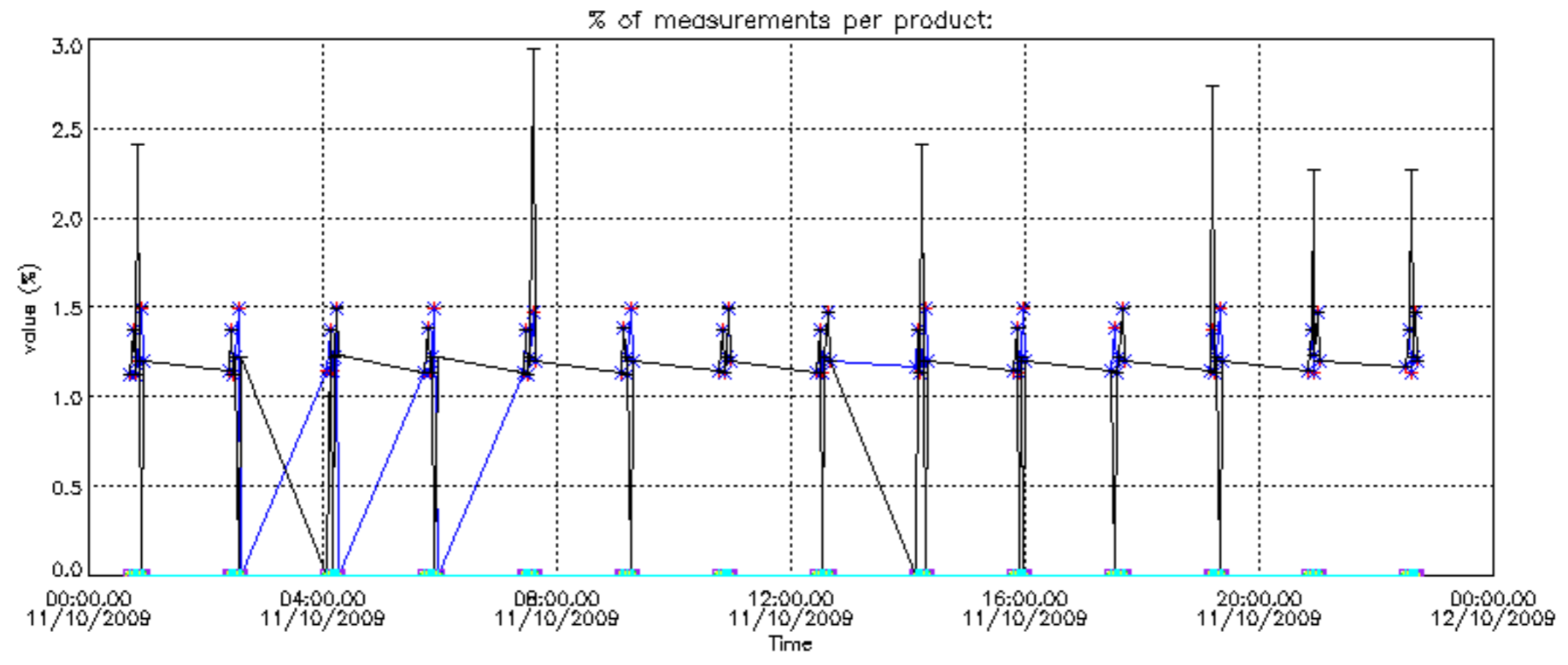
Percentage of flagged data per NO2 profile



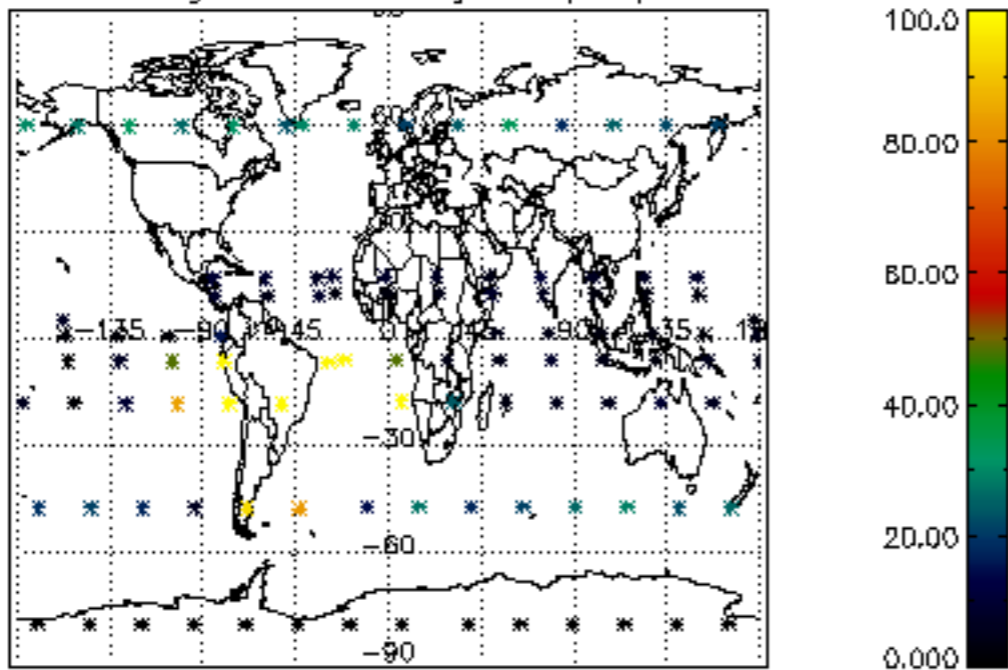
Percentage of flagged data per NO3 profile



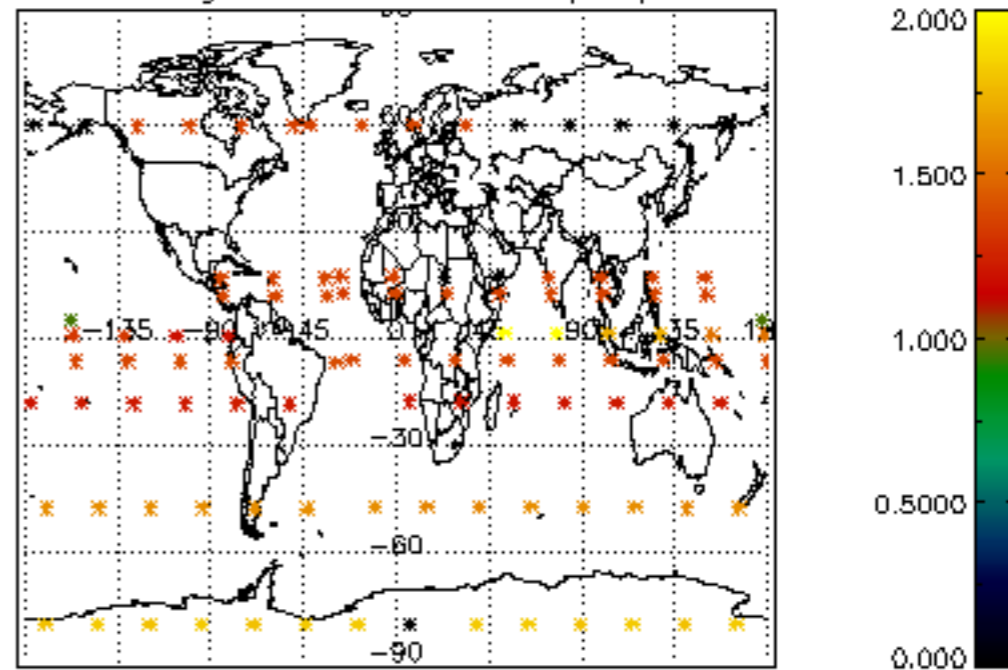




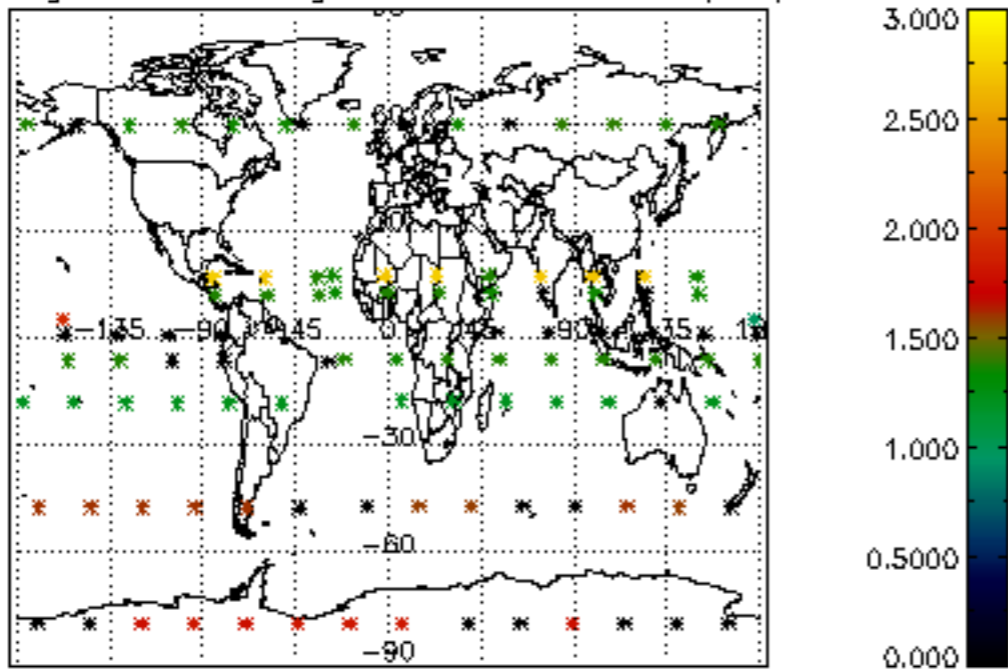
Percentage of cosmic ray hits per profile



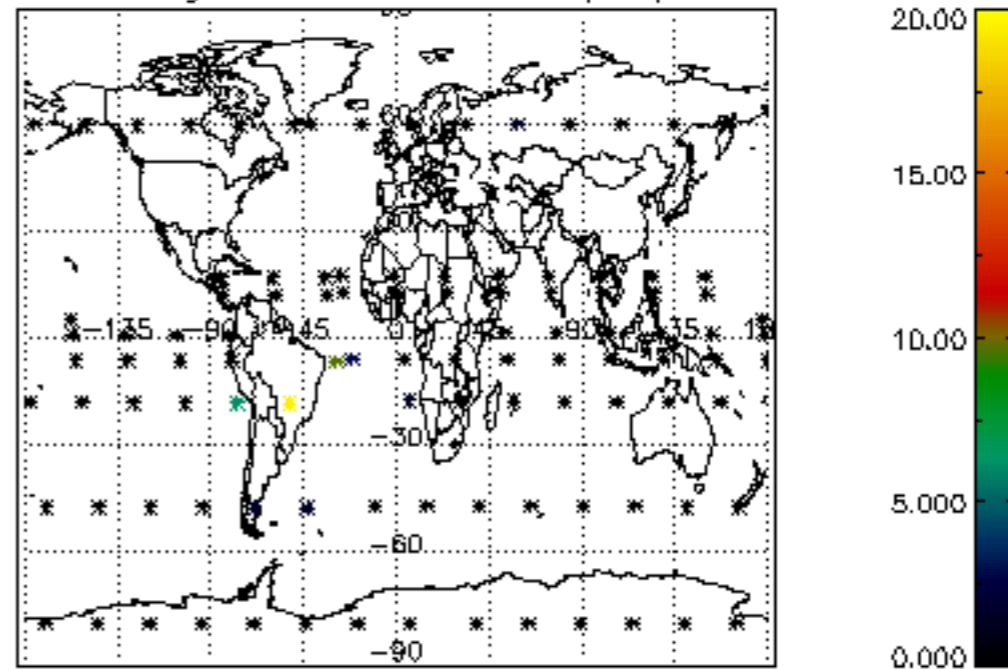
Percentage of datation errors per profile



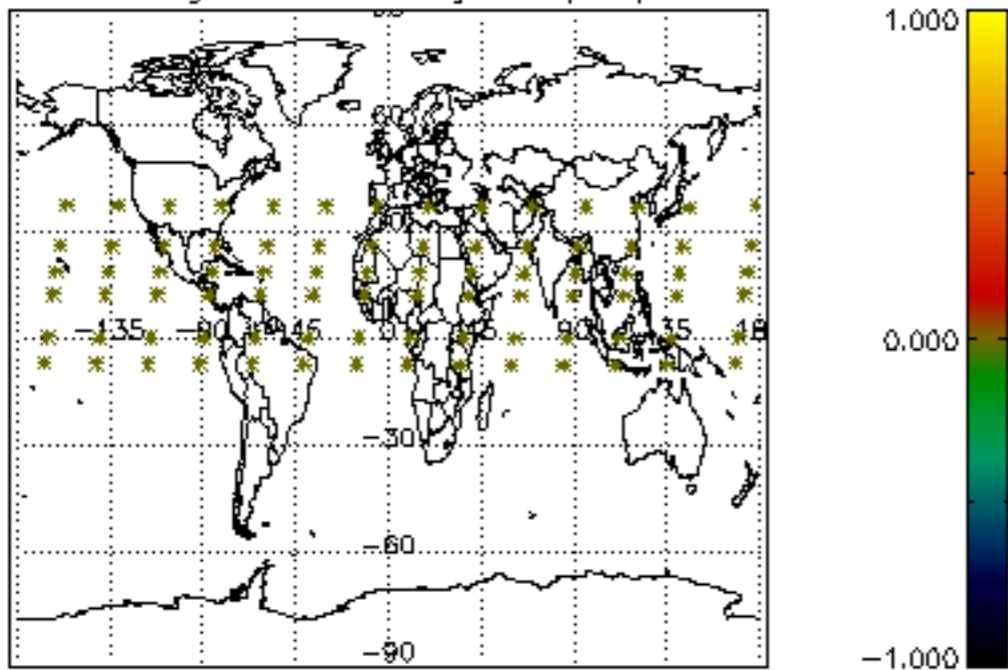
Percentage of star falling outside central band per profile



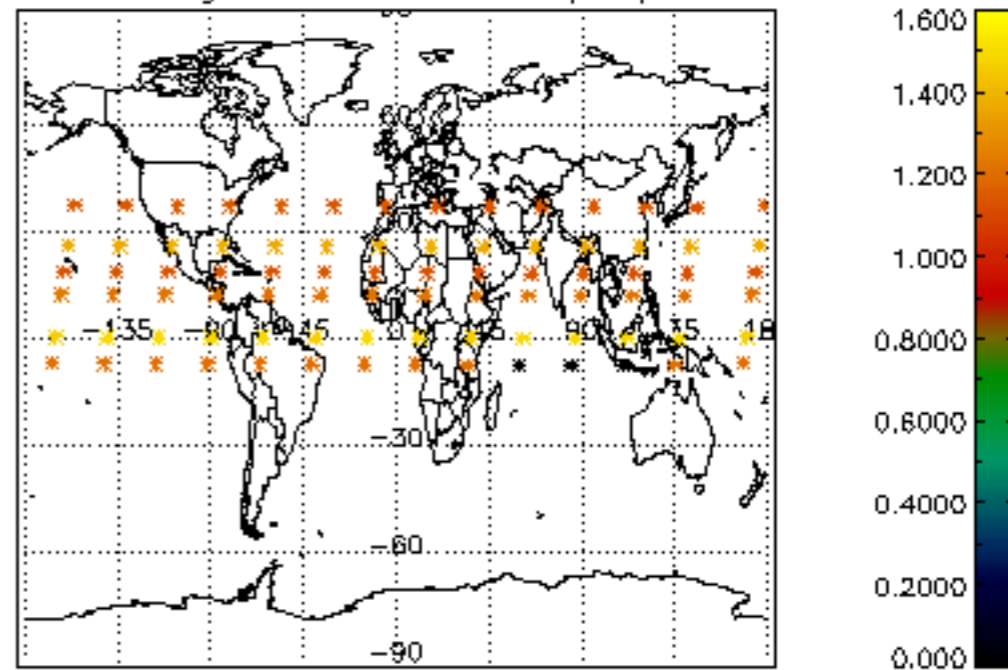
Percentage of saturation errors per profile



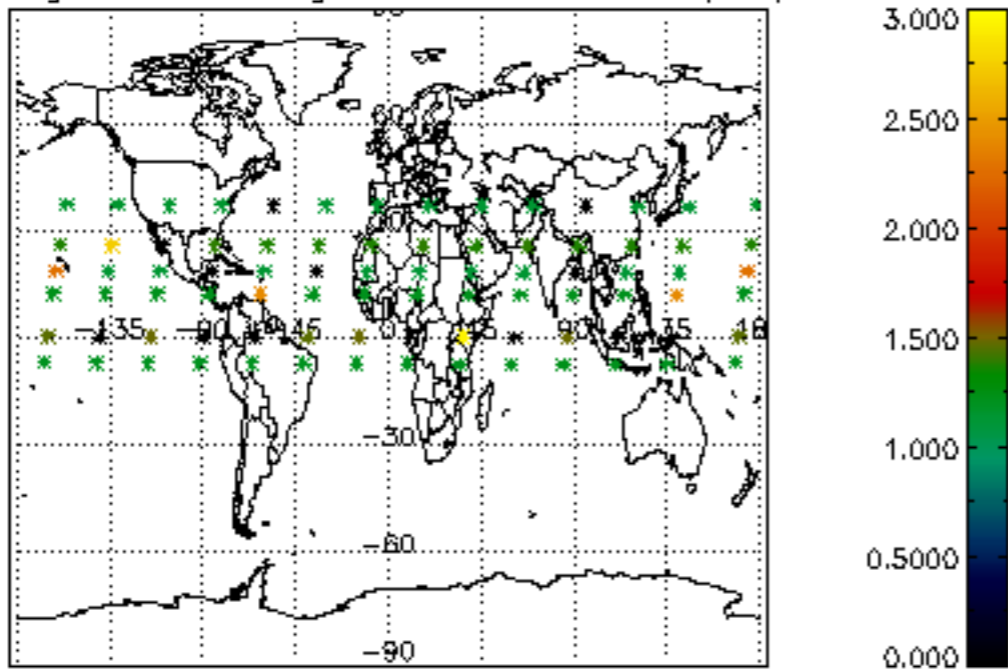
Percentage of cosmic ray hits per profile



Percentage of datation errors per profile



Percentage of star falling outside central band per profile



Percentage of saturation errors per profile

