

GOMOS Level 2 Daily Report

SUMMARY

[1. General Info](#)

[2. Summary of processed GOM_NL_2P products](#)

[3. Level 2 Quality information per product](#)

[3.1 Plot of level 2 quality information per product \(time dependant\)](#)

[3.2 Plot of level 2 quality information per product \(world map\)](#)

[4. Level 1 Quality information per product \(stored on level 2 products\)](#)

[4.1 Plot of level 1 quality information per product \(time dependant\)](#)

[4.1.1 Plot of level 1 quality information per product \(time dependant\): ASCENDING](#)

[4.1.2 Plot of level 1 quality information per product \(time dependant\): DESCENDING](#)

[4.2 Plot of level 1 quality information per product \(world map\)](#)

[4.2.1 Plot of level 1 quality information per product \(world map\): ASCENDING](#)

[4.2.2 Plot of level 1 quality information per product \(world map\): DESCENDING](#)

[5. Ozone profiles based on quality statistics and other trace gas profiles](#)

[5.1 Ozone statistics based on quality of products](#)

[5.2 Plot ozone profiles for all STD \(dark without errors\)](#)

[5.3 Plot ozone profiles where STD < 20% \(dark without errors\)](#)

[5.4. Plot ozone profiles where STD < 10% \(dark without errors\)](#)

[5.5. Plot ozone profiles where STD < 5% \(dark without errors\)](#)

[5.6 Plot NO2 profiles for all STD \(dark without errors\)](#)

[5.7 Plot NO3 profiles for all STD \(dark without errors\)](#)

[5.8 Plot H2O profiles \(only for occultations of stars 1,2,3,4,13,14,16,26,63 dark without errors\) for all STD](#)

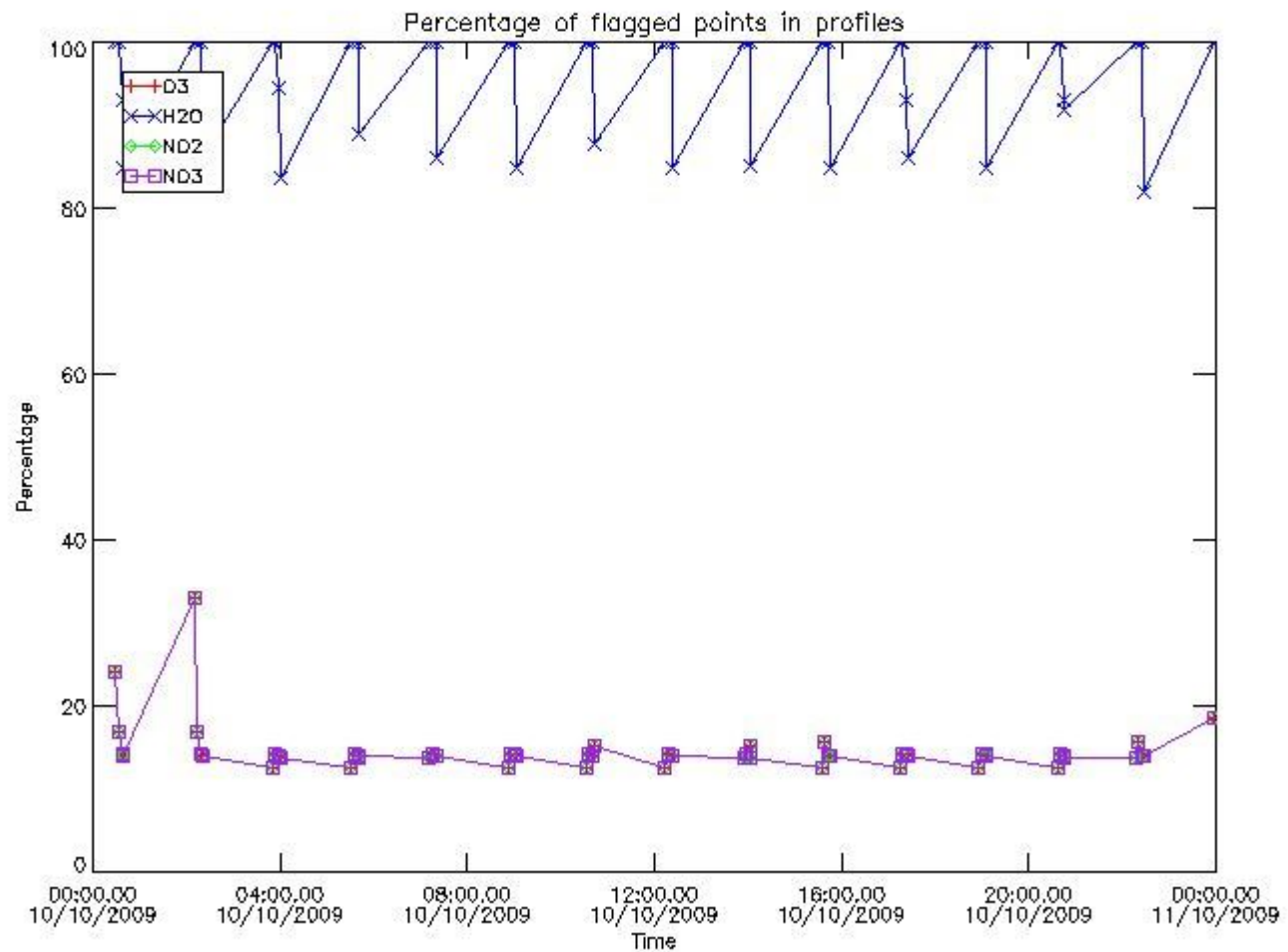
[6. Auxiliary Data Files used for the production reported in section 2](#)

161	GOM_NL__2PRFIN20091010_215845_000000282083_00172_39805_2297.N1	10-OCT-2009 21:58:45	Twilight	27.500	166	17Eps Leo	2.9800	6000.0	55	39805	No
162	GOM_NL__2PRFIN20091010_220857_000000312083_00172_39805_2298.N1	10-OCT-2009 22:08:57	Twilight	31.000	48	30Alp Hya	1.9770	4100.0	62	39805	No
163	GOM_NL__2PRFIN20091010_221712_000000412083_00172_39805_2299.N1	10-OCT-2009 22:17:12	Dark	40.500	132	15Rho Pup	2.8030	6900.0	81	39805	No
164	GOM_NL__2PRFIN20091010_222032_000000362083_00172_39805_2300.N1	10-OCT-2009 22:20:32	Dark	36.000	70	Zet Pup	2.2460	39000.0	72	39805	No
165	GOM_NL__2PRFIN20091010_222543_000000372083_00173_39806_2296.N1	10-OCT-2009 22:25:43	Dark	36.500	161	Tau Pup	2.9310	4500.0	73	39806	No
166	GOM_NL__2PRFIN20091010_222706_000000372083_00173_39806_2297.N1	10-OCT-2009 22:27:06	Dark	36.500	2	Alp Car	-0.73600	7000.0	73	39806	No
167	GOM_NL__2PRFIN20091010_223911_000000372083_00173_39806_2298.N1	10-OCT-2009 22:39:11	Straylight	36.500	157	The1Eri	2.9060	9300.0	73	39806	No
168	GOM_NL__2PRFIN20091010_230218_000000442083_00173_39806_2299.N1	10-OCT-2009 23:02:18	Bright	43.500	105	6Bet Ari	2.6450	8900.0	87	39806	No
169	GOM_NL__2PRFIN20091010_230525_000000362083_00173_39806_2300.N1	10-OCT-2009 23:05:25	Bright	36.000	53	43Bet And	2.0480	3300.0	72	39806	No
170	GOM_NL__2PRFIN20091010_230732_000000442083_00173_39806_2301.N1	10-OCT-2009 23:07:32	Bright	44.000	173	4Bet Tri	3.0040	8900.0	88	39806	No
171	GOM_NL__2PRFIN20091010_230917_000000412083_00173_39806_2302.N1	10-OCT-2009 23:09:17	Bright	41.000	73	57Gam1And	2.2600	13100.0	82	39806	No
172	GOM_NL__2PRFIN20091010_231235_000000342083_00173_39806_2303.N1	10-OCT-2009 23:12:35	Bright	33.500	110	37Del Cas	2.6780	8900.0	67	39806	No
173	GOM_NL__2PRFIN20091010_231443_000000412083_00173_39806_2304.N1	10-OCT-2009 23:14:43	Bright	41.000	160	23Gam Per	2.9300	4700.0	82	39806	No
174	GOM_NL__2PRFIN20091010_233922_000000282083_00173_39806_2305.N1	10-OCT-2009 23:39:22	Twilight	27.500	166	17Eps Leo	2.9800	6000.0	55	39806	No
175	GOM_NL__2PRFIN20091010_234934_000000312083_00173_39806_2306.N1	10-OCT-2009 23:49:34	Twilight	31.000	48	30Alp Hya	1.9770	4100.0	62	39806	No
176	GOM_NL__2PRFIN20091010_235748_000000412083_00173_39806_2307.N1	10-OCT-2009 23:57:48	Dark	41.000	132	15Rho Pup	2.8030	6900.0	82	39806	No

3. Quality information per product

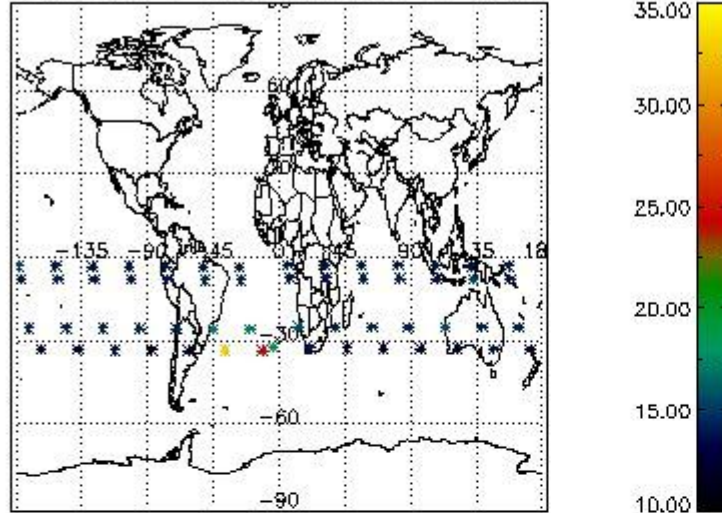
In this section it is plotted some information contained in the Quality Summary data set of the level 2 products. Only products in dark limb conditions and without errors (error flag in the MPH set to "0") are used.

3.1 Plot quality information per product (time dependant)

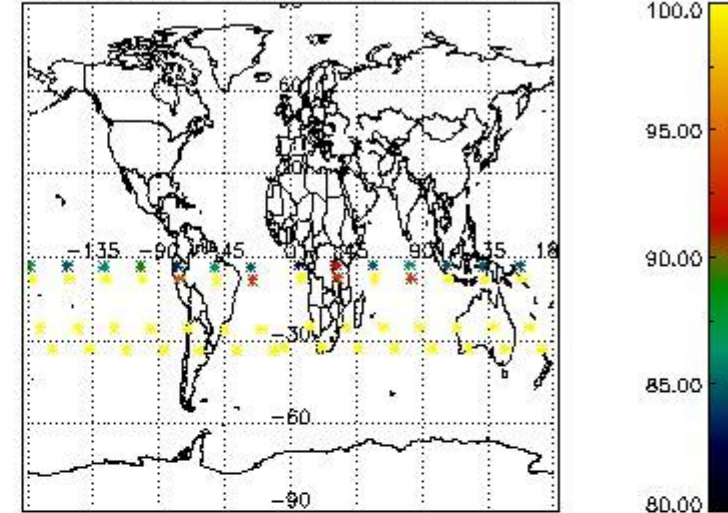


3.2 Plot quality information per product (world map)

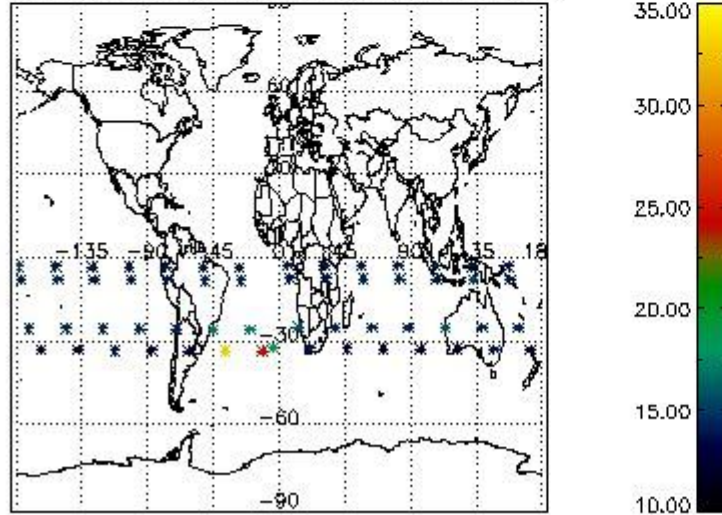
Percentage of flagged data per O3 profile



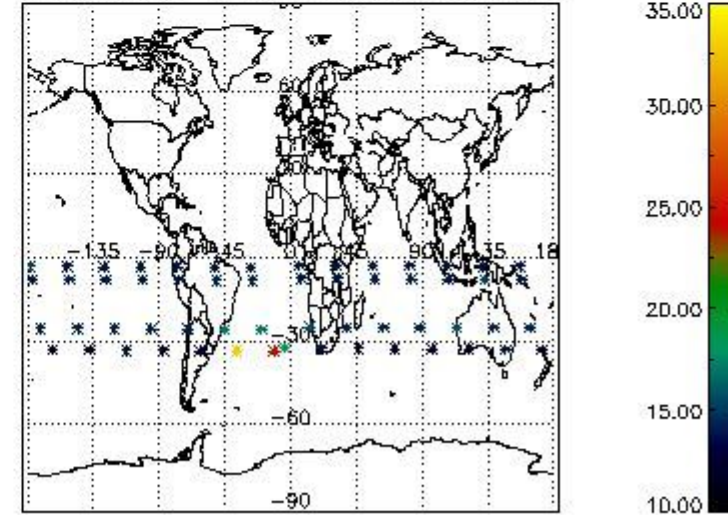
Percentage of flagged data per H2O profile



Percentage of flagged data per NO2 profile



Percentage of flagged data per NO3 profile

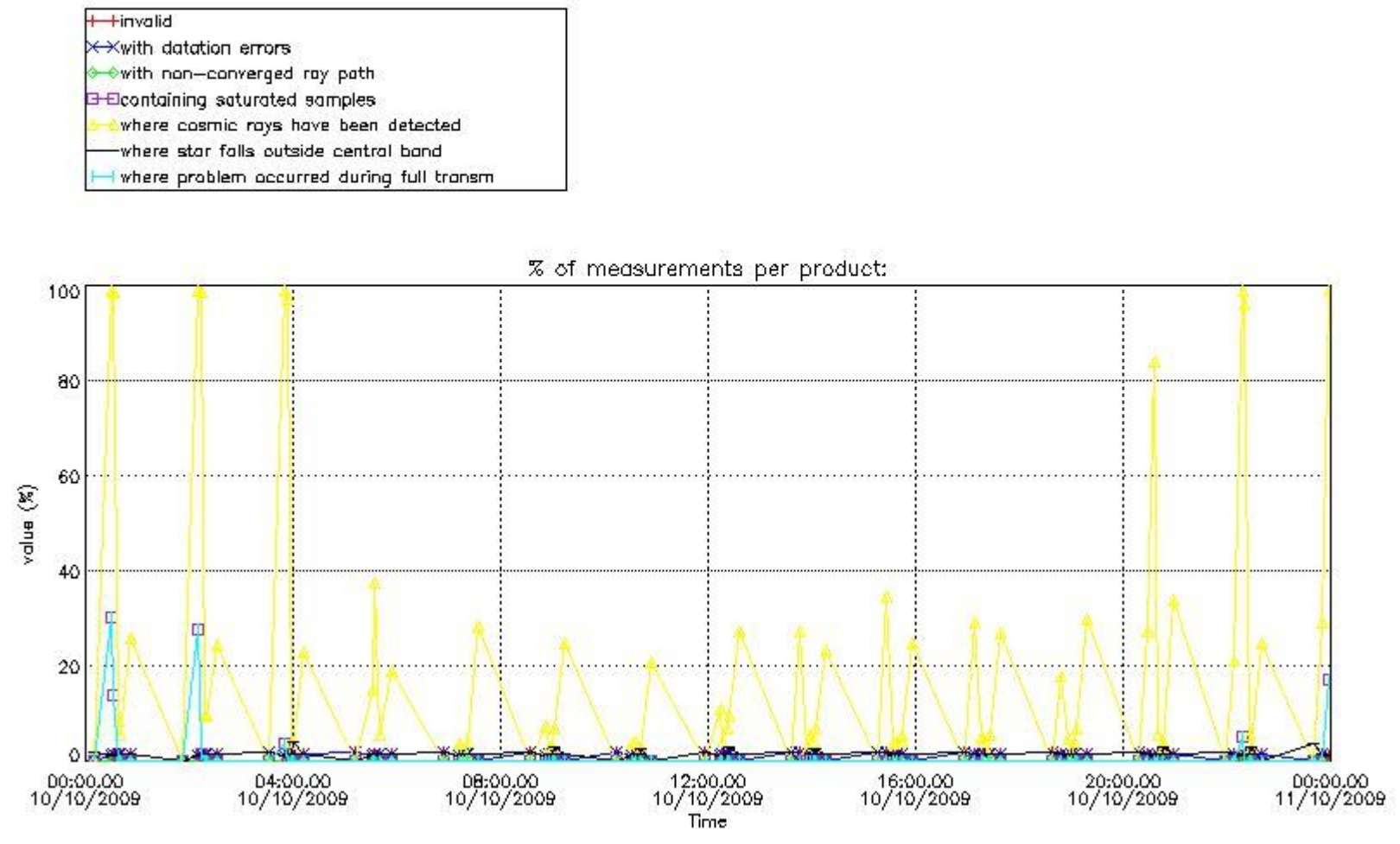


4. Level 1 quality information per product

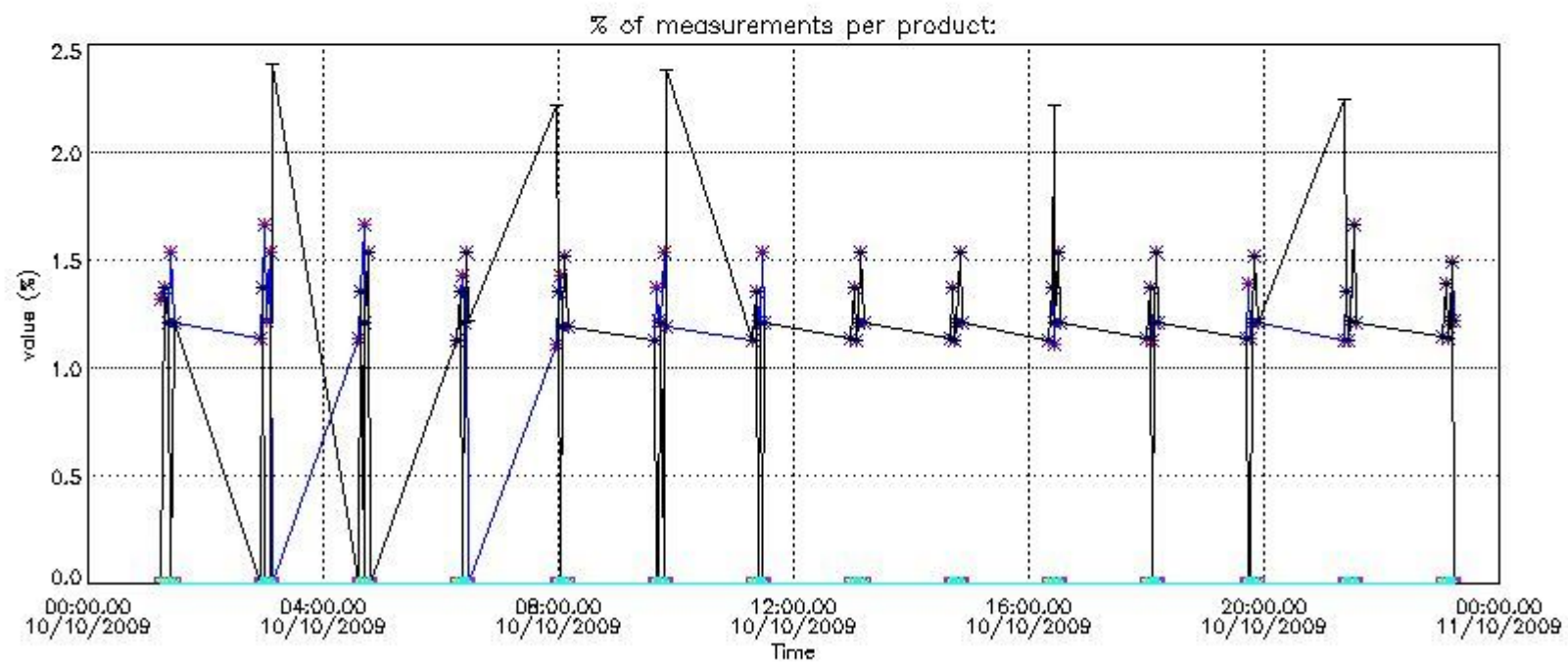
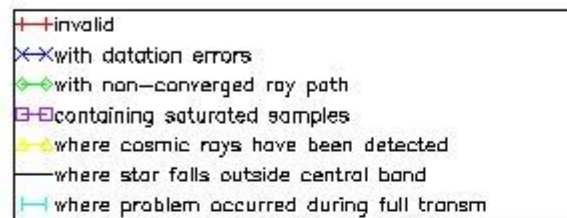
In this section it is plotted some information contained in the Quality Summary data set of the level 2 products that comes from the level 1b processing. Products without errors (error flag in the MPH set to "0") are used.

4.1 Plot quality information per product (time dependant) coming from level 1b processing

4.1.1 Plot level 1 quality information per product (time dependant): ENVISAT ASCENDING passes

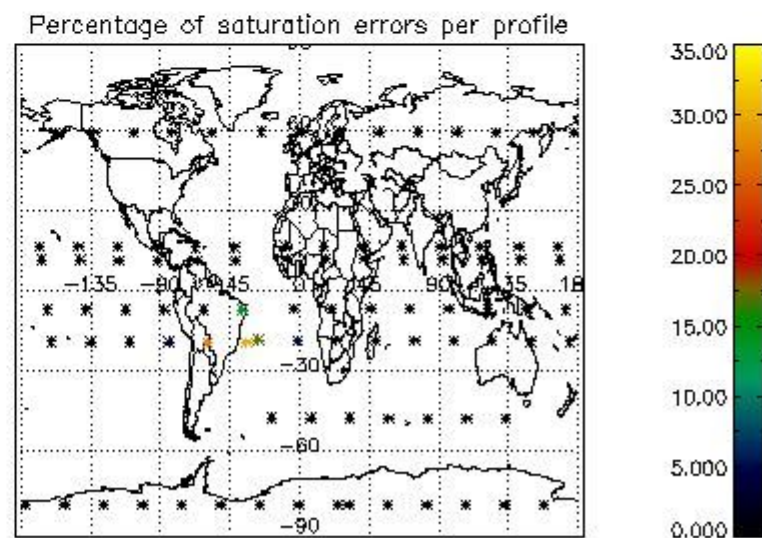
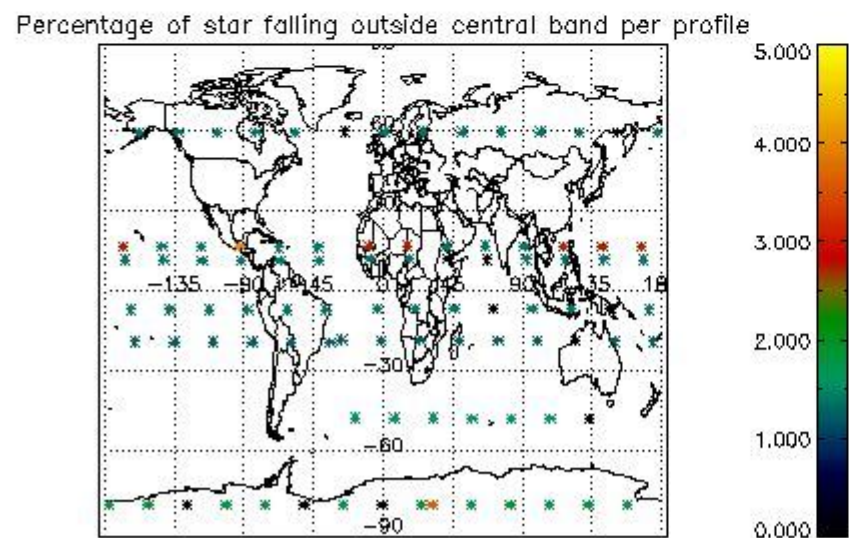
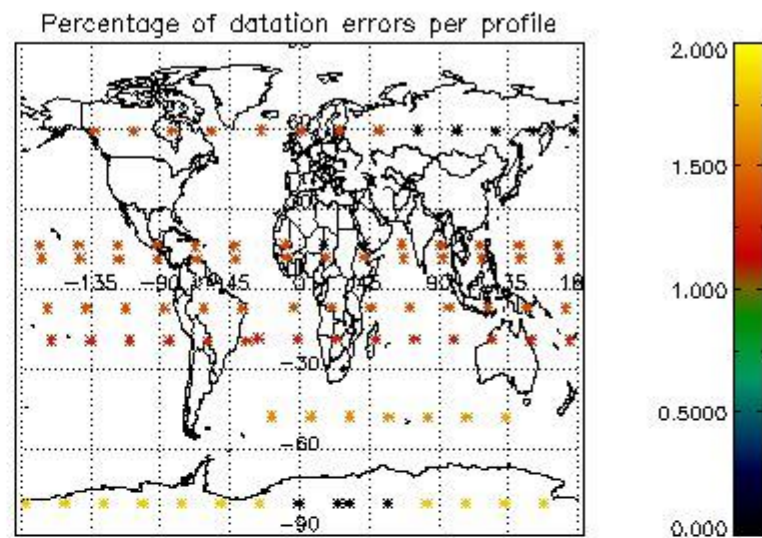
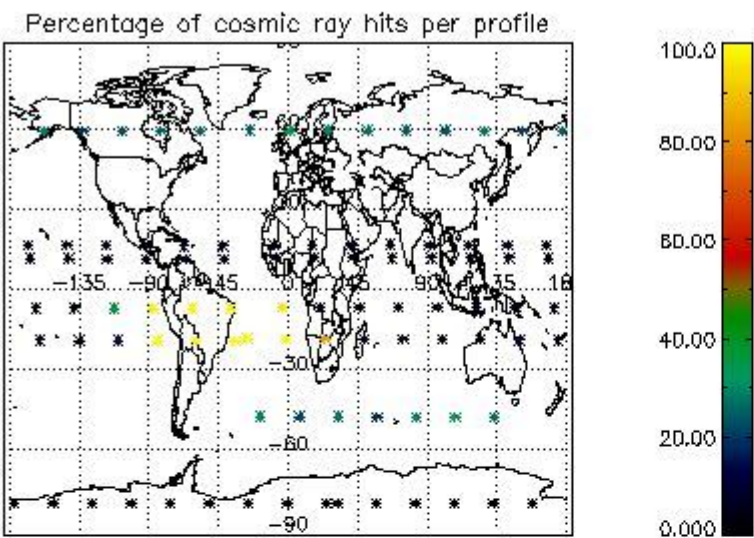


4.1.2 Plot level 1 quality information per product (time dependant): ENVI SAT DESCENDING passes

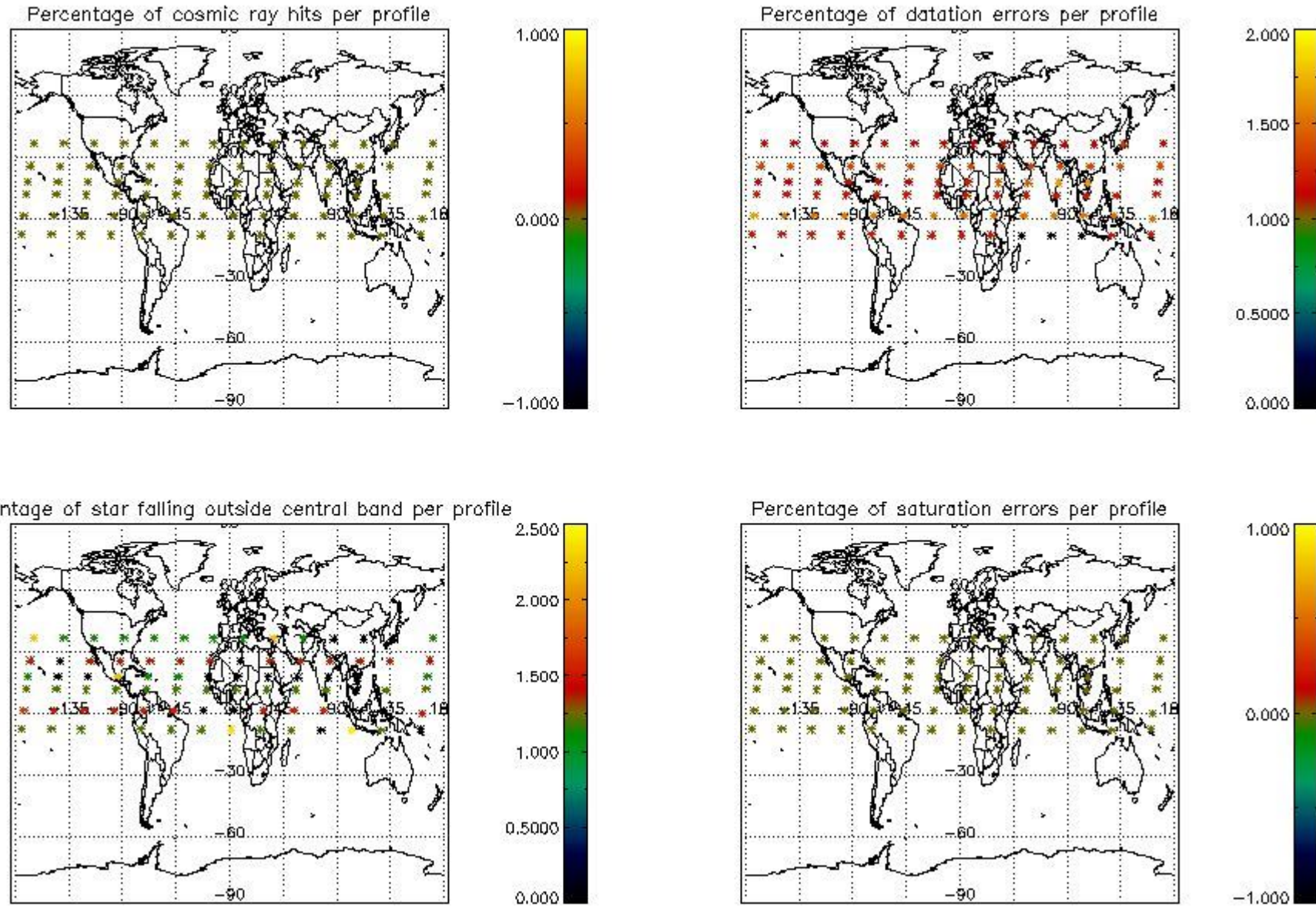


4.2 Plot quality information per product coming from level 1b processing (world map)

4.2.1 Plot level 1 quality information per product (world map): ENVISAT ASCENDING passes



4.2.2 Plot level 1 quality information per product (world map): ENVISAT DESCENDING passes



5. Trace gas profiles

5.1 Ozone statistics based on quality of products

The final quality of the products can be "measured" using the STD (Standard Deviation) attached to every point profile. This information is written to the parameter GOM_NL_2P/NL_LOCAL_SPECIES_DENSITY/o3_std of the level 2 products. The table below shows the statistics for given STD ranges.

The statistics are given with respect to the overall valid production:

- Products without fatal errors: GOM_NL_2P/MPH/PRODUCT_ERR=0
- Valid point profile: GOM_NL_2P/NL_LOCAL_SPECIES_DENSITY/pcd(0)=0

The 'Criteria' is applied to valid points of dark limb products:

- Products in dark limb illumination condition: GOM_NL_2P/NL_SUMMARY_QUALITY/obs_ill_cond=0
- Products without fatal errors: GOM_NL_2P/MPH/PRODUCT_ERR=0
- Valid point profile: GOM_NL_2P/NL_LOCAL_SPECIES_DENSITY/pcd(0)=0

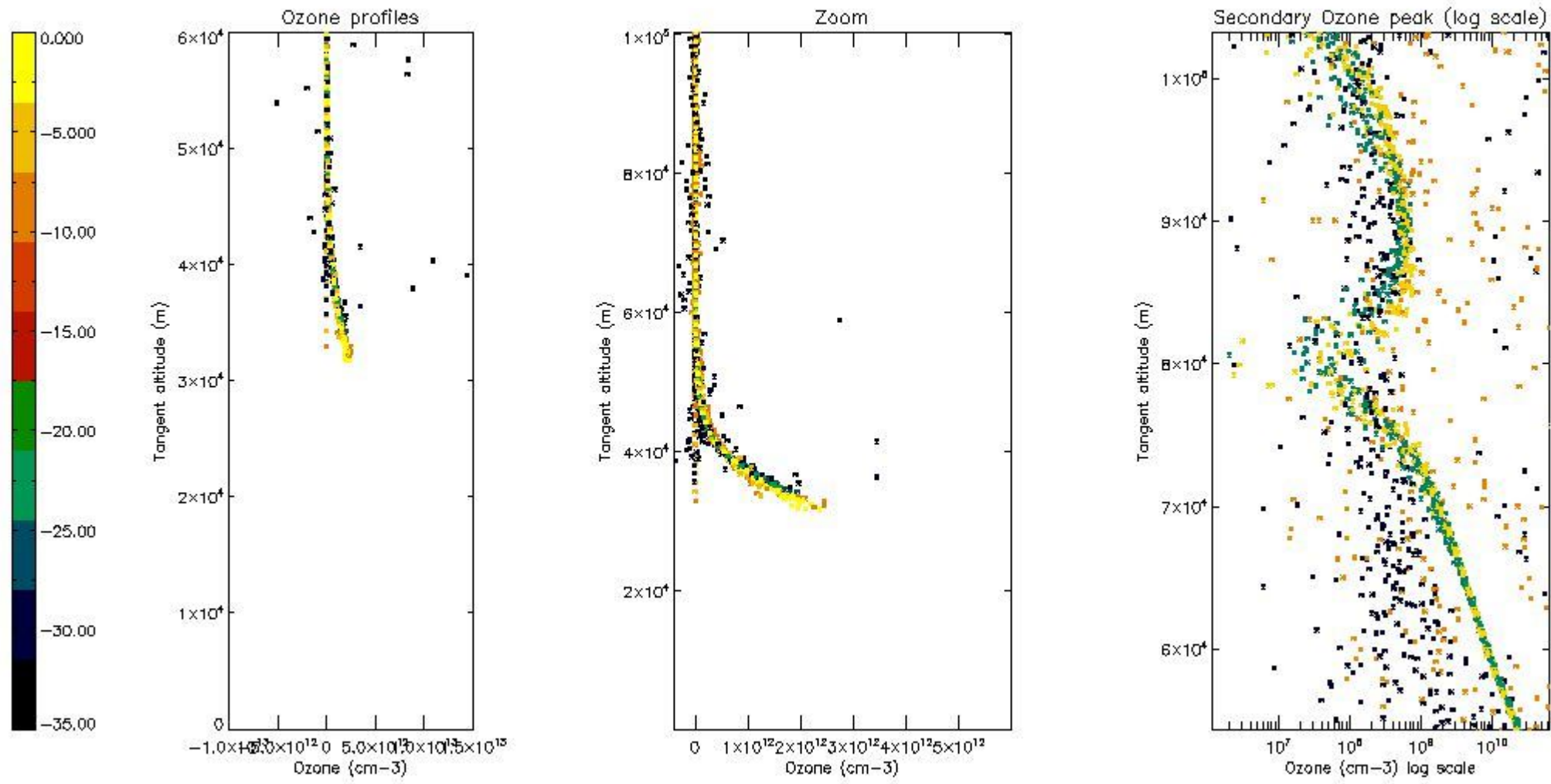
So, the table below shows the percentage of dark limb and valid observations for each criteria with respect to the overall valid daily observations.

Criteria	% of total production
All STD	32
STD < 20	13

STD < 10	10
STD < 5	8

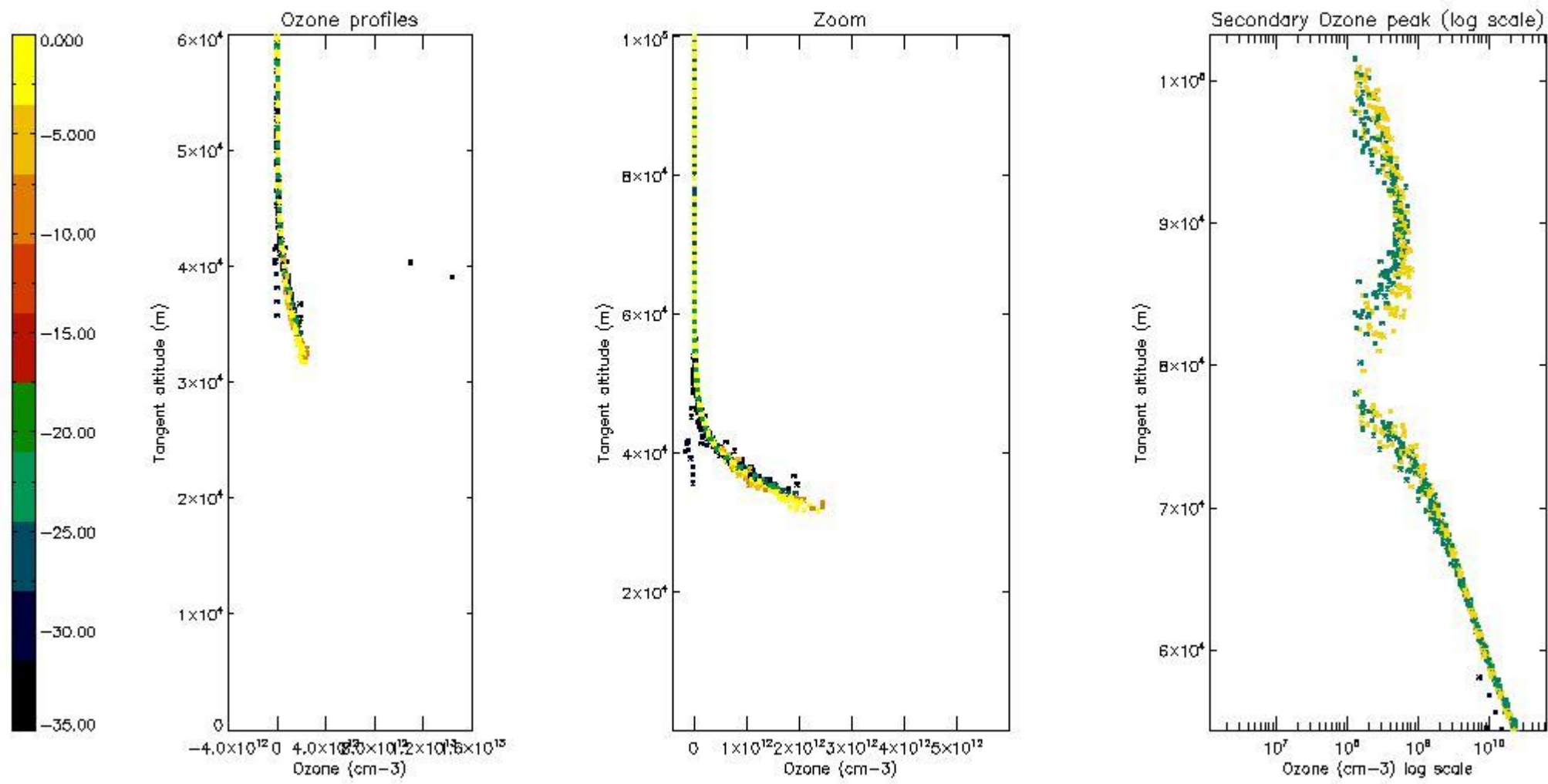
5.2 Plot ozone profiles for all STD (dark without errors)

The colorbar represents the latitude.



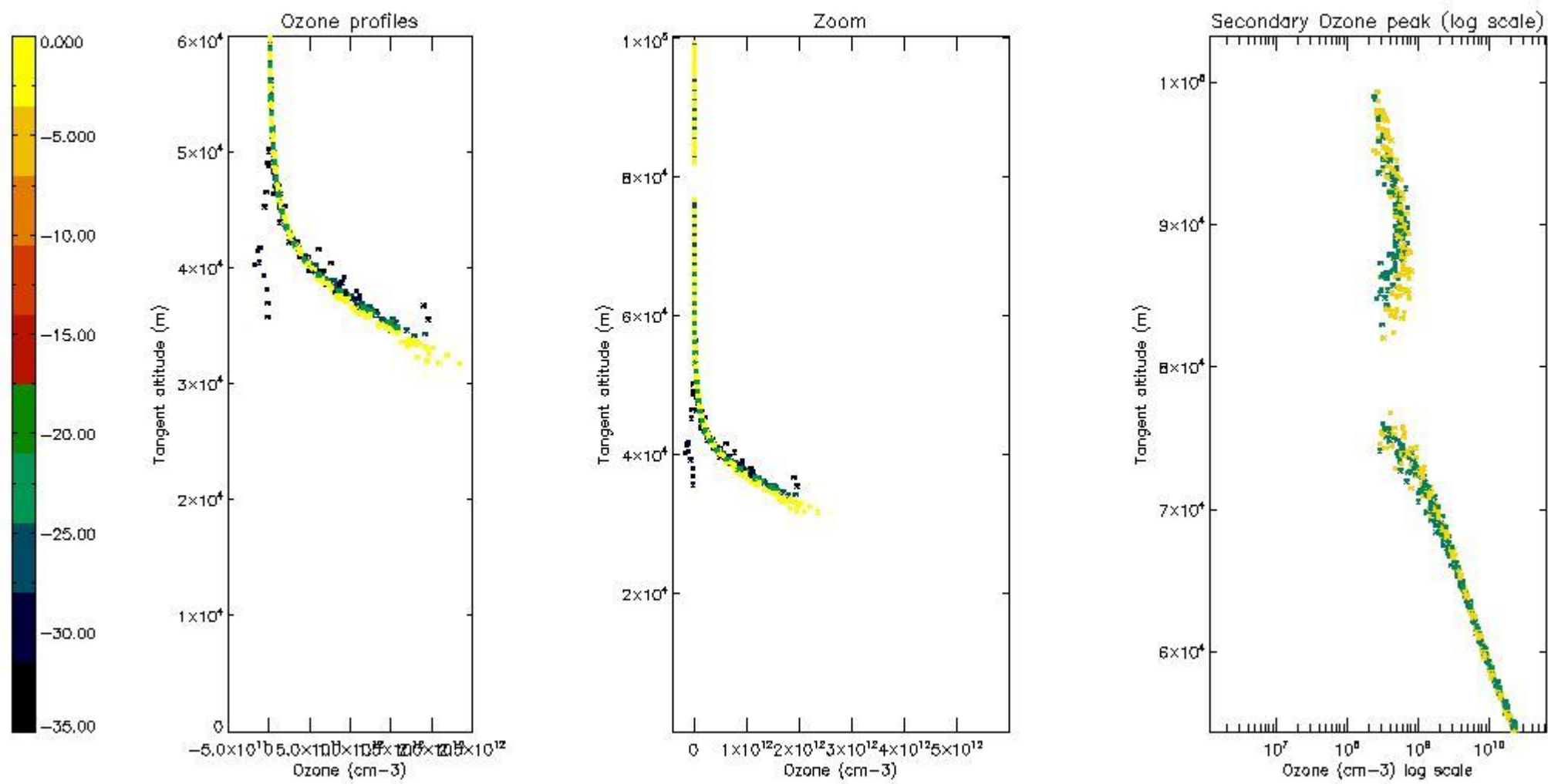
5.3 Plot ozone profiles where STD < 20% (dark without errors)

The colorbar represents the latitude.



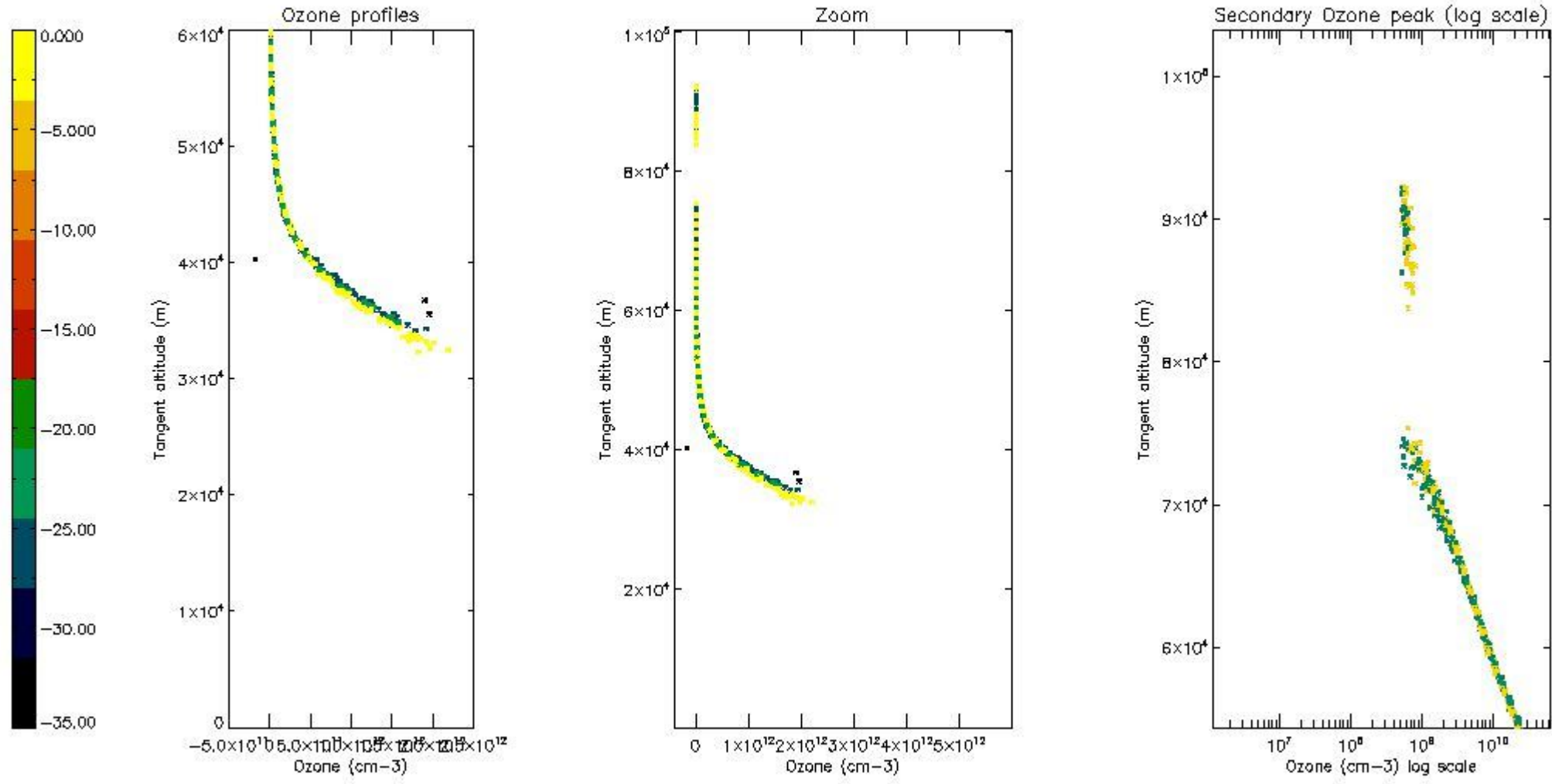
5.4 Plot ozone profiles where STD < 10% (dark without errors)

The colorbar represents the latitude.



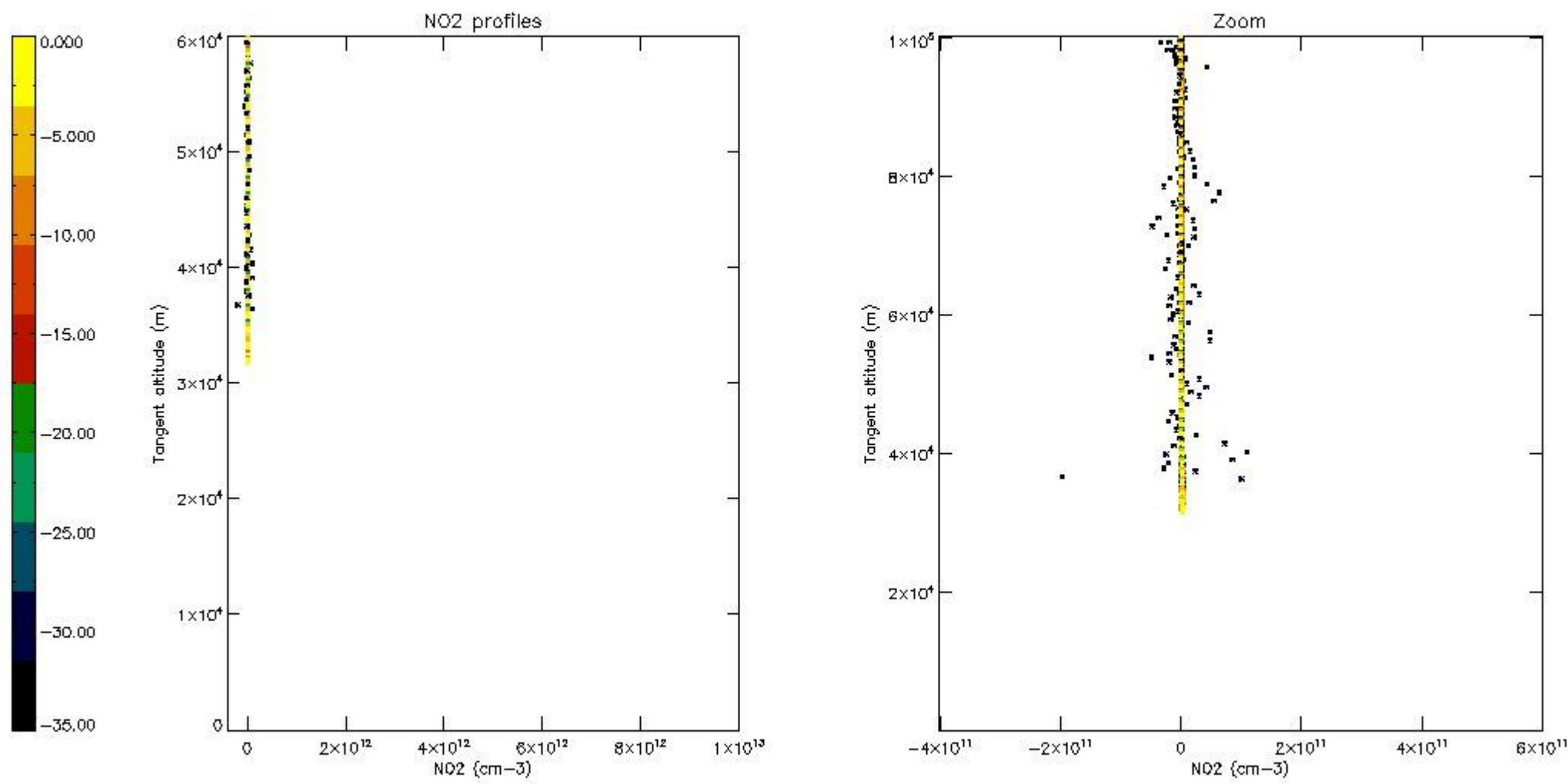
5.5 Plot ozone profiles where STD < 5% (dark without errors)

The colorbar represents the latitude.



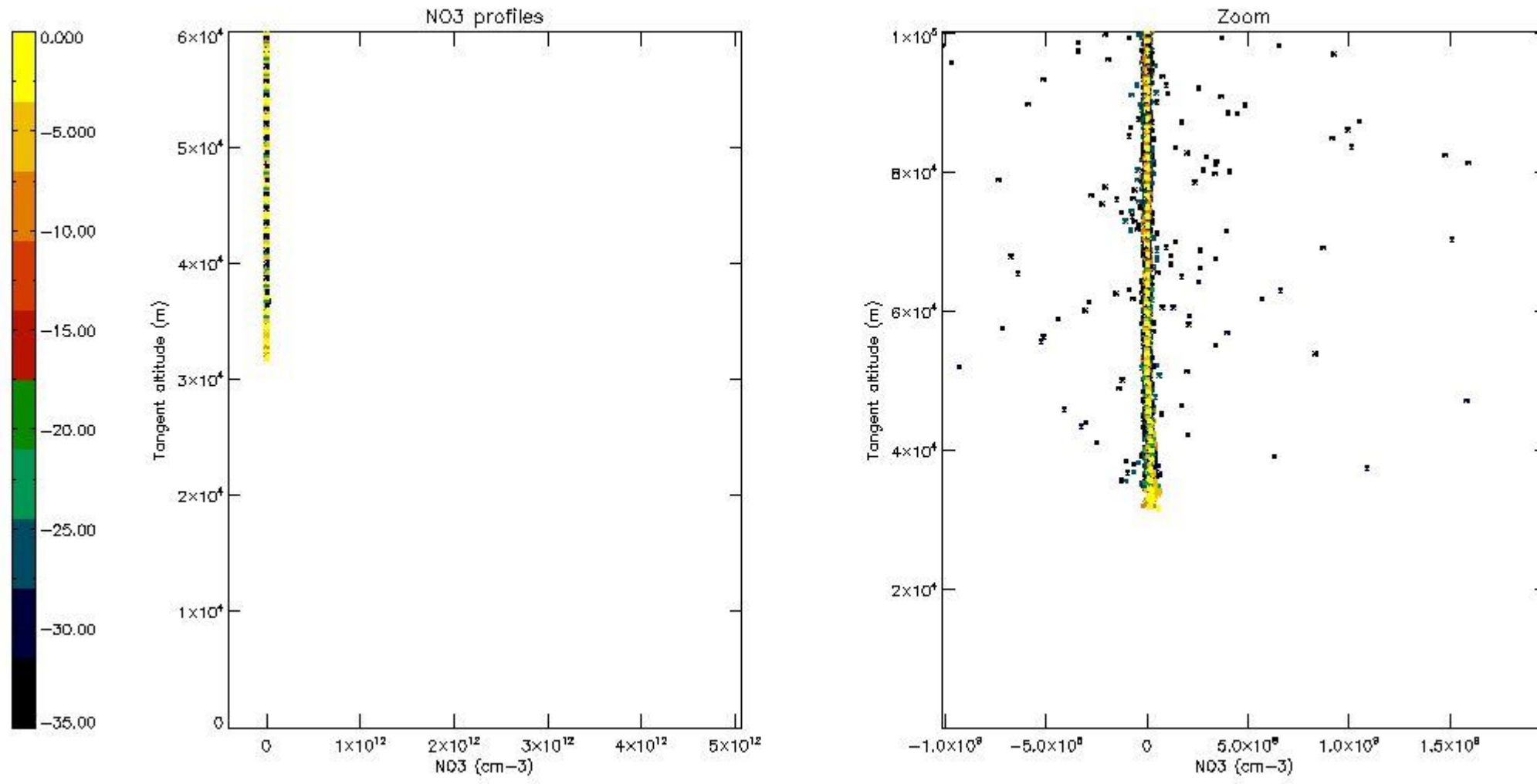
5.6 Plot NO₂ profiles for all STD (dark without errors)

The colorbar represents the latitude.



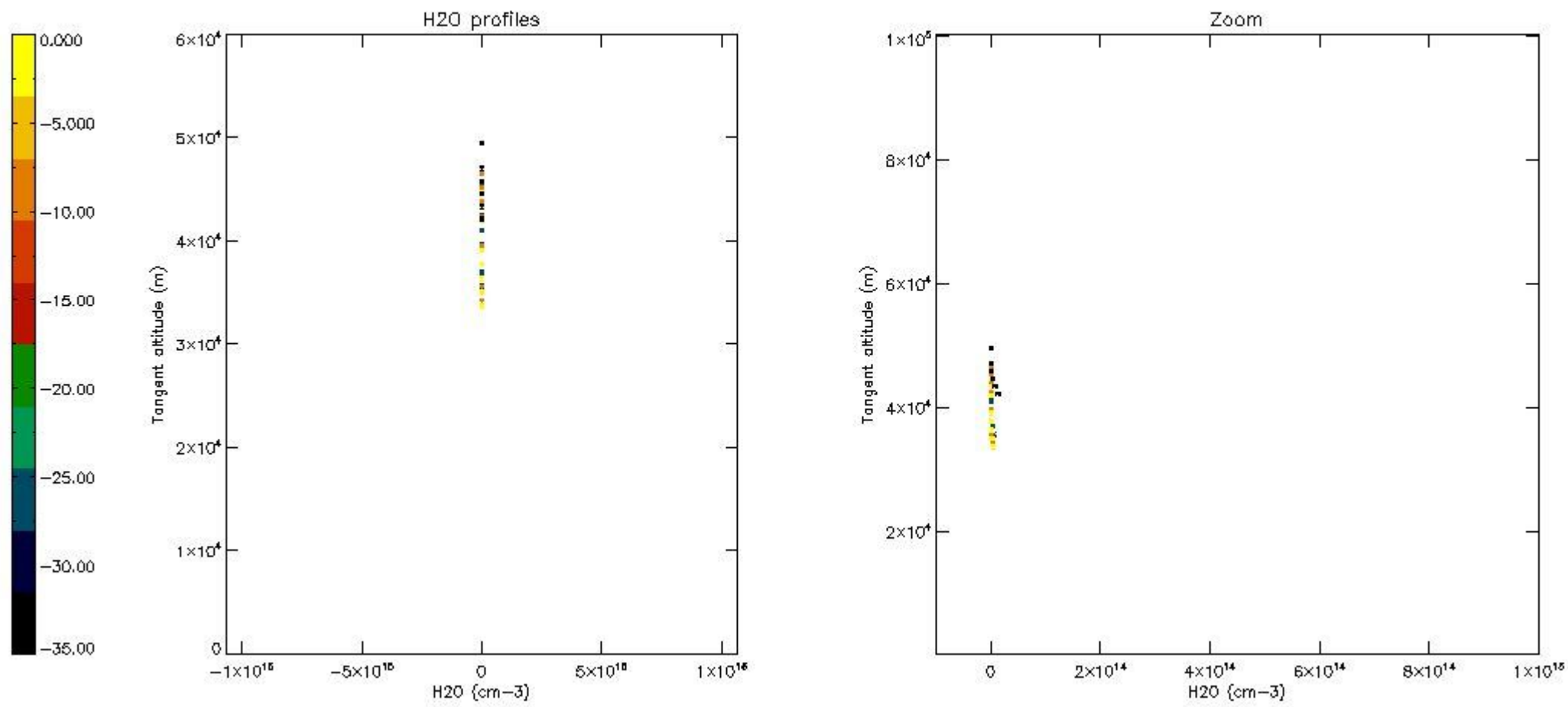
5.7 Plot NO3 profiles for all STD (dark without errors)

The colorbar represents the latitude.



5.8 Plot H₂O profiles for all STD (only for occultations of stars 1,2,3,4,13,14,16,26,63 dark without errors)

The colorbar represents the latitude.



6. Auxiliary Data Files used for the production reported in section 2

The number reported in the third column indicates since which file (see list in section 2) the corresponding auxiliary file has been used. The fourth column is the date of those product files.

Type	Auxiliary Filename	Used since product	Used since product date
INST_PHYS_CHARACTERISTICS	GOM_INS_AXVIEC20091111_143220_20030716_120000_20500101_000000	1	10-OCT-2009 00:10:55
LEVEL-2_PROC_CONFIG	GOM_PR2_AXVIEC20091111_152718_20020301_000000_20500101_000000	1	10-OCT-2009 00:10:55
CROSS_SECTIONS_FILE	GOM_CRS_AXVIEC20091111_154832_20020301_000000_20500101_000000	1	10-OCT-2009 00:10:55

GOMOS Level 2 Daily Report

SUMMARY

[1. General Info](#)

[2. Summary of processed GOM_NL_2P products](#)

[3. Level 2 Quality information per product](#)

[3.1 Plot of level 2 quality information per product \(time dependant\)](#)

[3.2 Plot of level 2 quality information per product \(world map\)](#)

[4. Level 1 Quality information per product \(stored on level 2 products\)](#)

[4.1 Plot of level 1 quality information per product \(time dependant\)](#)

[4.1.1 Plot of level 1 quality information per product \(time dependant\): ASCENDING](#)

[4.1.2 Plot of level 1 quality information per product \(time dependant\): DESCENDING](#)

[4.2 Plot of level 1 quality information per product \(world map\)](#)

[4.2.1 Plot of level 1 quality information per product \(world map\): ASCENDING](#)

[4.2.2 Plot of level 1 quality information per product \(world map\): DESCENDING](#)

[5. Ozone profiles based on quality statistics and other trace gas profiles](#)

[5.1 Ozone statistics based on quality of products](#)

[5.2 Plot ozone profiles for all STD \(dark without errors\)](#)

[5.3 Plot ozone profiles where STD < 20% \(dark without errors\)](#)

[5.4. Plot ozone profiles where STD < 10% \(dark without errors\)](#)

[5.5. Plot ozone profiles where STD < 5% \(dark without errors\)](#)

[5.6 Plot NO2 profiles for all STD \(dark without errors\)](#)

[5.7 Plot NO3 profiles for all STD \(dark without errors\)](#)

[5.8 Plot H2O profiles \(only for occultations of stars 1,2,3,4,13,14,16,26,63 dark without errors\) for all STD](#)

[6. Auxiliary Data Files used for the production reported in section 2](#)

This report presents the daily analysis on parameters extracted from GOMOS level 2 data (GOM_NL__2P). It is intended to monitor some important parameters that will impact the quality of these products. A list of level 2 products (and content) that have arrived during the reporting day to the PCF is also given.

Item	Value
Time of report generation	26APR2013 13:10:41
Data source version	GOMOS/6.01
Start time of products	10-10-2009 (10OCT2009 00:00:00)
Stop time of products	11-10-2009 (11OCT2009 00:00:00)
Store outputs in DB	Yes
Nb of level 2 prods	176
Nb of prods with errors	0

2. Summary of processed GOM_NL__2P products.

Nr	Filename	UTC Start time	Limb	Duration	Star Id	Star Name	Star Mag	Star Temp	Nb Meas	Orbit	Prod. error
1	GOM_NL__2PRFIN20091010_001055_000000272083_00159_39792_2138.N1	10-OCT-2009 00:10:55	Twilight	27.000	166	17Eps Leo	2.9800	6000.0	54	39792	No
2	GOM_NL__2PRFIN20091010_002910_000000402083_00159_39792_2139.N1	10-OCT-2009 00:29:10	Dark	40.000	132	15Rho Pup	2.8030	6900.0	80	39792	No
3	GOM_NL__2PRFIN20091010_003233_000000362083_00159_39792_2140.N1	10-OCT-2009 00:32:33	Dark	36.000	70	Zet Pup	2.2460	39000.0	72	39792	No
4	GOM_NL__2PRFIN20091010_003745_000000362083_00160_39793_2139.N1	10-OCT-2009 00:37:45	Dark	36.000	161	Tau Pup	2.9310	4500.0	72	39793	No
5	GOM_NL__2PRFIN20091010_003908_000000372083_00160_39793_2140.N1	10-OCT-2009 00:39:08	Dark	36.500	2	Alp Car	-0.73600	7000.0	73	39793	No
6	GOM_NL__2PRFIN20091010_005116_000000372083_00160_39793_2141.N1	10-OCT-2009 00:51:16	Straylight	37.000	157	The1Eri	2.9060	9300.0	74	39793	No
7	GOM_NL__2PRFIN20091010_011440_000000382083_00160_39793_2142.N1	10-OCT-2009 01:14:40	Bright	38.000	105	6Bet Ari	2.6450	8900.0	76	39793	No
8	GOM_NL__2PRFIN20091010_011743_000000372083_00160_39793_2143.N1	10-OCT-2009 01:17:43	Bright	36.500	53	43Bet And	2.0480	3300.0	73	39793	No
9	GOM_NL__2PRFIN20091010_012140_000000422083_00160_39793_2144.N1	10-OCT-2009 01:21:40	Bright	41.500	73	57Gam1And	2.2600	13100.0	83	39793	No
10	GOM_NL__2PRFIN20091010_012425_000000332083_00160_39793_2145.N1	10-OCT-2009 01:24:25	Bright	32.500	76	27Gam Cas	2.3000	30000.0	65	39793	No
11	GOM_NL__2PRFIN20091010_012707_000000422083_00160_39793_2146.N1	10-OCT-2009 01:27:07	Bright	41.500	160	23Gam Per	2.9300	4700.0	83	39793	No
12	GOM_NL__2PRFIN20091010_015131_000000272083_00160_39793_2147.N1	10-OCT-2009 01:51:31	Twilight	26.500	166	17Eps Leo	2.9800	6000.0	53	39793	No
13	GOM_NL__2PRFIN20091010_020947_000000402083_00160_39793_2148.N1	10-OCT-2009 02:09:47	Dark	40.000	132	15Rho Pup	2.8030	6900.0	80	39793	No
14	GOM_NL__2PRFIN20091010_021310_000000362083_00160_39793_2149.N1	10-OCT-2009 02:13:10	Dark	36.000	70	Zet Pup	2.2460	39000.0	72	39793	No
15	GOM_NL__2PRFIN20091010_021821_000000362083_00161_39794_2168.N1	10-OCT-2009 02:18:21	Dark	36.000	161	Tau Pup	2.9310	4500.0	72	39794	No
16	GOM_NL__2PRFIN20091010_021944_000000372083_00161_39794_2169.N1	10-OCT-2009 02:19:44	Dark	36.500	2	Alp Car	-0.73600	7000.0	73	39794	No
17	GOM_NL__2PRFIN20091010_023153_000000372083_00161_39794_2170.N1	10-OCT-2009 02:31:53	Straylight	37.000	157	The1Eri	2.9060	9300.0	74	39794	No
18	GOM_NL__2PRFIN20091010_025515_000000442083_00161_39794_2171.N1	10-OCT-2009 02:55:15	Bright	44.000	105	6Bet Ari	2.6450	8900.0	88	39794	No
19	GOM_NL__2PRFIN20091010_025819_000000372083_00161_39794_2172.N1	10-OCT-2009 02:58:19	Bright	36.500	53	43Bet And	2.0480	3300.0	73	39794	No
20	GOM_NL__2PRFIN20091010_030032_000000302083_00161_39794_2173.N1	10-OCT-2009 03:00:32	Twilight	30.000	173	4Bet Tri	3.0040	8900.0	60	39794	No
21	GOM_NL__2PRFIN20091010_030215_000000412083_00161_39794_2174.N1	10-OCT-2009 03:02:15	Bright	41.000	73	57Gam1And	2.2600	13100.0	82	39794	No
22	GOM_NL__2PRFIN20091010_030500_000000332083_00161_39794_2175.N1	10-OCT-2009 03:05:00	Bright	32.500	76	27Gam Cas	2.3000	30000.0	65	39794	No
23	GOM_NL__2PRFIN20091010_030742_000000422083_00161_39794_2176.N1	10-OCT-2009 03:07:42	Bright	41.500	160	23Gam Per	2.9300	4700.0	83	39794	No
24	GOM_NL__2PRFIN20091010_033207_000000282083_00161_39794_2177.N1	10-OCT-2009 03:32:07	Twilight	27.500	166	17Eps Leo	2.9800	6000.0	55	39794	No
25	GOM_NL__2PRFIN20091010_035024_000000412083_00161_39794_2178.N1	10-OCT-2009 03:50:24	Dark	40.500	132	15Rho Pup	2.8030	6900.0	81	39794	No
26	GOM_NL__2PRFIN20091010_035347_000000362083_00161_39794_2179.N1	10-OCT-2009 03:53:47	Dark	36.000	70	Zet Pup	2.2460	39000.0	72	39794	No
27	GOM_NL__2PRFIN20091010_035858_000000372083_00162_39795_2177.N1	10-OCT-2009 03:58:58	Dark	36.500	161	Tau Pup	2.9310	4500.0	73	39795	No
28	GOM_NL__2PRFIN20091010_040021_000000372083_00162_39795_2178.N1	10-OCT-2009 04:00:21	Dark	37.000	2	Alp Car	-0.73600	7000.0	74	39795	No
29	GOM_NL__2PRFIN20091010_041230_000000372083_00162_39795_2179.N1	10-OCT-2009 04:12:30	Straylight	37.000	157	The1Eri	2.9060	9300.0	74	39795	No
30	GOM_NL__2PRFIN20091010_043550_000000442083_00162_39795_2180.N1	10-OCT-2009 04:35:50	Bright	44.000	105	6Bet Ari	2.6450	8900.0	88	39795	No
31	GOM_NL__2PRFIN20091010_043854_000000372083_00162_39795_2181.N1	10-OCT-2009 04:38:54	Bright	37.000	53	43Bet And	2.0480	3300.0	74	39795	No
32	GOM_NL__2PRFIN20091010_044107_000000302083_00162_39795_2182.N1	10-OCT-2009 04:41:07	Twilight	30.000	173	4Bet Tri	3.0040	8900.0	60	39795	No
33	GOM_NL__2PRFIN20091010_044250_000000422083_00162_39795_2183.N1	10-OCT-2009 04:42:50	Bright	41.500	73	57Gam1And	2.2600	13100.0	83	39795	No
34	GOM_NL__2PRFIN20091010_044536_000000332083_00162_39795_2184.N1	10-OCT-2009 04:45:36	Bright	32.500	76	27Gam Cas	2.3000	30000.0	65	39795	No
35	GOM_NL__2PRFIN20091010_044817_000000412083_00162_39795_2185.N1	10-OCT-2009 04:48:17	Bright	41.000	160	23Gam Per	2.9300	4700.0	82	39795	No
36	GOM_NL__2PRFIN20091010_051244_000000282083_00162_39795_2186.N1	10-OCT-2009 05:12:44	Twilight	27.500	166	17Eps Leo	2.9800	6000.0	55	39795	No
37	GOM_NL__2PRFIN20091010_053101_000000412083_00162_39795_2187.N1	10-OCT-2009 05:31:01	Dark	40.500	132	15Rho Pup	2.8030	6900.0	81	39795	No
38	GOM_NL__2PRFIN20091010_053424_000000362083_00162_39795_2188.N1	10-OCT-2009 05:34:24	Dark	36.000	70	Zet Pup	2.2460	39000.0	72	39795	No
39	GOM_NL__2PRFIN20091010_053935_000000372083_00163_39796_2187.N1	10-OCT-2009 05:39:35	Dark	37.000	161	Tau Pup	2.9310	4500.0	74	39796	No
40	GOM_NL__2PRFIN20091010_054058_000000372083_00163_39796_2188.N1	10-OCT-2009 05:40:58	Dark	36.500	2	Alp Car	-0.73600	7000.0	73	39796	No
41	GOM_NL__2PRFIN20091010_055307_000000372083_00163_39796_2189.N1	10-OCT-2009 05:53:07	Straylight	37.000	157	The1Eri	2.9060	9300.0	74	39796	No
42	GOM_NL__2PRFIN20091010_061626_000000452083_00163_39796_2190.N1	10-OCT-2009 06:16:26	Bright	44.500	105	6Bet Ari	2.6450	8900.0	89	39796	No

43	GOM_NL__2PRFIN20091010_061930_000000372083_00163_39796_2191.N1	10-OCT-2009 06:19:30	Bright	37.000	53	43Bet And	2.0480	3300.0	74	39796	No
44	GOM_NL__2PRFIN20091010_062142_000000352083_00163_39796_2192.N1	10-OCT-2009 06:21:42	Twilight	35.000	173	4Bet Tri	3.0040	8900.0	70	39796	No
45	GOM_NL__2PRFIN20091010_062325_000000422083_00163_39796_2193.N1	10-OCT-2009 06:23:25	Bright	41.500	73	57Gam1And	2.2600	13100.	83	39796	No
46	GOM_NL__2PRFIN20091010_062612_000000332083_00163_39796_2194.N1	10-OCT-2009 06:26:12	Bright	32.500	76	27Gam Cas	2.3000	30000.	65	39796	No
47	GOM_NL__2PRFIN20091010_062853_000000412083_00163_39796_2195.N1	10-OCT-2009 06:28:53	Bright	41.000	160	23Gam Per	2.9300	4700.0	82	39796	No
48	GOM_NL__2PRFIN20091010_065320_000000282083_00163_39796_2196.N1	10-OCT-2009 06:53:20	Twilight	27.500	166	17Eps Leo	2.9800	6000.0	55	39796	No
49	GOM_NL__2PRFIN20091010_071138_000000412083_00163_39796_2197.N1	10-OCT-2009 07:11:38	Dark	40.500	132	15Rho Pup	2.8030	6900.0	81	39796	No
50	GOM_NL__2PRFIN20091010_071501_000000362083_00163_39796_2198.N1	10-OCT-2009 07:15:01	Dark	36.000	70	Zet Pup	2.2460	39000.	72	39796	No
51	GOM_NL__2PRFIN20091010_072012_000000372083_00164_39797_2196.N1	10-OCT-2009 07:20:12	Dark	36.500	161	Tau Pup	2.9310	4500.0	73	39797	No
52	GOM_NL__2PRFIN20091010_072135_000000372083_00164_39797_2197.N1	10-OCT-2009 07:21:35	Dark	36.500	2	Alp Car	-0.73600	7000.0	73	39797	No
53	GOM_NL__2PRFIN20091010_073343_000000372083_00164_39797_2198.N1	10-OCT-2009 07:33:43	Straylight	37.000	157	The1Eri	2.9060	9300.0	74	39797	No
54	GOM_NL__2PRFIN20091010_075701_000000452083_00164_39797_2199.N1	10-OCT-2009 07:57:01	Bright	45.000	105	6Bet Ari	2.6450	8900.0	90	39797	No
55	GOM_NL__2PRFIN20091010_080005_000000372083_00164_39797_2200.N1	10-OCT-2009 08:00:05	Bright	37.000	53	43Bet And	2.0480	3300.0	74	39797	No
56	GOM_NL__2PRFIN20091010_080217_000000352083_00164_39797_2201.N1	10-OCT-2009 08:02:17	Twilight	35.000	173	4Bet Tri	3.0040	8900.0	70	39797	No
57	GOM_NL__2PRFIN20091010_080400_000000422083_00164_39797_2202.N1	10-OCT-2009 08:04:00	Bright	42.000	73	57Gam1And	2.2600	13100.	84	39797	No
58	GOM_NL__2PRFIN20091010_080648_000000332083_00164_39797_2203.N1	10-OCT-2009 08:06:48	Bright	33.000	76	27Gam Cas	2.3000	30000.	66	39797	No
59	GOM_NL__2PRFIN20091010_080928_000000422083_00164_39797_2204.N1	10-OCT-2009 08:09:28	Bright	42.000	160	23Gam Per	2.9300	4700.0	84	39797	No
60	GOM_NL__2PRFIN20091010_083356_000000282083_00164_39797_2205.N1	10-OCT-2009 08:33:56	Twilight	27.500	166	17Eps Leo	2.9800	6000.0	55	39797	No
61	GOM_NL__2PRFIN20091010_085215_000000412083_00164_39797_2206.N1	10-OCT-2009 08:52:15	Dark	41.000	132	15Rho Pup	2.8030	6900.0	82	39797	No
62	GOM_NL__2PRFIN20091010_085538_000000362083_00164_39797_2207.N1	10-OCT-2009 08:55:38	Dark	36.000	70	Zet Pup	2.2460	39000.	72	39797	No
63	GOM_NL__2PRFIN20091010_090049_000000362083_00165_39798_2205.N1	10-OCT-2009 09:00:49	Dark	36.000	161	Tau Pup	2.9310	4500.0	72	39798	No
64	GOM_NL__2PRFIN20091010_090212_000000372083_00165_39798_2206.N1	10-OCT-2009 09:02:12	Dark	36.500	2	Alp Car	-0.73600	7000.0	73	39798	No
65	GOM_NL__2PRFIN20091010_091420_000000372083_00165_39798_2207.N1	10-OCT-2009 09:14:20	Straylight	36.500	157	The1Eri	2.9060	9300.0	73	39798	No
66	GOM_NL__2PRFIN20091010_093736_000000452083_00165_39798_2208.N1	10-OCT-2009 09:37:36	Bright	44.500	105	6Bet Ari	2.6450	8900.0	89	39798	No
67	GOM_NL__2PRFIN20091010_094041_000000372083_00165_39798_2209.N1	10-OCT-2009 09:40:41	Bright	36.500	53	43Bet And	2.0480	3300.0	73	39798	No
68	GOM_NL__2PRFIN20091010_094252_000000412083_00165_39798_2210.N1	10-OCT-2009 09:42:52	Bright	41.000	173	4Bet Tri	3.0040	8900.0	82	39798	No
69	GOM_NL__2PRFIN20091010_094435_000000422083_00165_39798_2211.N1	10-OCT-2009 09:44:35	Bright	41.500	73	57Gam1And	2.2600	13100.	83	39798	No
70	GOM_NL__2PRFIN20091010_094723_000000332083_00165_39798_2212.N1	10-OCT-2009 09:47:23	Bright	32.500	76	27Gam Cas	2.3000	30000.	65	39798	No
71	GOM_NL__2PRFIN20091010_095003_000000422083_00165_39798_2213.N1	10-OCT-2009 09:50:03	Bright	42.000	160	23Gam Per	2.9300	4700.0	84	39798	No
72	GOM_NL__2PRFIN20091010_101432_000000282083_00165_39798_2214.N1	10-OCT-2009 10:14:32	Twilight	27.500	166	17Eps Leo	2.9800	6000.0	55	39798	No
73	GOM_NL__2PRFIN20091010_103252_000000412083_00165_39798_2215.N1	10-OCT-2009 10:32:52	Dark	40.500	132	15Rho Pup	2.8030	6900.0	81	39798	No
74	GOM_NL__2PRFIN20091010_103615_000000362083_00165_39798_2216.N1	10-OCT-2009 10:36:15	Dark	36.000	70	Zet Pup	2.2460	39000.	72	39798	No
75	GOM_NL__2PRFIN20091010_104125_000000372083_00166_39799_2214.N1	10-OCT-2009 10:41:25	Dark	36.500	161	Tau Pup	2.9310	4500.0	73	39799	No
76	GOM_NL__2PRFIN20091010_104248_000000372083_00166_39799_2215.N1	10-OCT-2009 10:42:48	Dark	37.000	2	Alp Car	-0.73600	7000.0	74	39799	No
77	GOM_NL__2PRFIN20091010_105456_000000362083_00166_39799_2216.N1	10-OCT-2009 10:54:56	Straylight	36.000	157	The1Eri	2.9060	9300.0	72	39799	No
78	GOM_NL__2PRFIN20091010_111811_000000452083_00166_39799_2217.N1	10-OCT-2009 11:18:11	Bright	44.500	105	6Bet Ari	2.6450	8900.0	89	39799	No
79	GOM_NL__2PRFIN20091010_112116_000000372083_00166_39799_2218.N1	10-OCT-2009 11:21:16	Bright	37.000	53	43Bet And	2.0480	3300.0	74	39799	No
80	GOM_NL__2PRFIN20091010_112327_000000412083_00166_39799_2219.N1	10-OCT-2009 11:23:27	Bright	41.000	173	4Bet Tri	3.0040	8900.0	82	39799	No
81	GOM_NL__2PRFIN20091010_112511_000000422083_00166_39799_2220.N1	10-OCT-2009 11:25:11	Bright	41.500	73	57Gam1And	2.2600	13100.	83	39799	No
82	GOM_NL__2PRFIN20091010_112759_000000332083_00166_39799_2221.N1	10-OCT-2009 11:27:59	Bright	32.500	76	27Gam Cas	2.3000	30000.	65	39799	No
83	GOM_NL__2PRFIN20091010_113038_000000422083_00166_39799_2222.N1	10-OCT-2009 11:30:38	Bright	41.500	160	23Gam Per	2.9300	4700.0	83	39799	No
84	GOM_NL__2PRFIN20091010_115509_000000282083_00166_39799_2223.N1	10-OCT-2009 11:55:09	Twilight	27.500	166	17Eps Leo	2.9800	6000.0	55	39799	No
85	GOM_NL__2PRFIN20091010_121329_000000412083_00166_39799_2224.N1	10-OCT-2009 12:13:29	Dark	41.000	132	15Rho Pup	2.8030	6900.0	82	39799	No
86	GOM_NL__2PRFIN20091010_121651_000000362083_00166_39799_2225.N1	10-OCT-2009 12:16:51	Dark	36.000	70	Zet Pup	2.2460	39000.	72	39799	No
87	GOM_NL__2PRFIN20091010_122202_000000372083_00167_39800_2223.N1	10-OCT-2009 12:22:02	Dark	36.500	161	Tau Pup	2.9310	4500.0	73	39800	No
88	GOM_NL__2PRFIN20091010_122325_000000372083_00167_39800_2224.N1	10-OCT-2009 12:23:25	Dark	36.500	2	Alp Car	-0.73600	7000.0	73	39800	No
89	GOM_NL__2PRFIN20091010_123532_000000372083_00167_39800_2225.N1	10-OCT-2009 12:35:32	Straylight	36.500	157	The1Eri	2.9060	9300.0	73	39800	No
90	GOM_NL__2PRFIN20091010_125847_000000442083_00167_39800_2226.N1	10-OCT-2009 12:58:47	Bright	44.000	105	6Bet Ari	2.6450	8900.0	88	39800	No
91	GOM_NL__2PRFIN20091010_130152_000000372083_00167_39800_2227.N1	10-OCT-2009 13:01:52	Bright	36.500	53	43Bet And	2.0480	3300.0	73	39800	No
92	GOM_NL__2PRFIN20091010_130402_000000452083_00167_39800_2228.N1	10-OCT-2009 13:04:02	Bright	44.500	173	4Bet Tri	3.0040	8900.0	89	39800	No
93	GOM_NL__2PRFIN20091010_130545_000000422083_00167_39800_2229.N1	10-OCT-2009 13:05:45	Bright	41.500	73	57Gam1And	2.2600	13100.	83	39800	No
94	GOM_NL__2PRFIN20091010_130835_000000332083_00167_39800_2230.N1	10-OCT-2009 13:08:35	Bright	32.500	76	27Gam Cas	2.3000	30000.	65	39800	No
95	GOM_NL__2PRFIN20091010_131113_000000422083_00167_39800_2231.N1	10-OCT-2009 13:11:13	Bright	41.500	160	23Gam Per	2.9300	4700.0	83	39800	No
96	GOM_NL__2PRFIN20091010_133545_000000282083_00167_39800_2232.N1	10-OCT-2009 13:35:45	Twilight	27.500	166	17Eps Leo	2.9800	6000.0	55	39800	No
97	GOM_NL__2PRFIN20091010_134556_000000302083_00167_39800_2233.N1	10-OCT-2009 13:45:56	Twilight	29.500	48	30Alp Hya	1.9770	4100.0	59	39800	No
98	GOM_NL__2PRFIN20091010_135406_000000412083_00167_39800_2234.N1	10-OCT-2009 13:54:06	Dark	40.500	132	15Rho Pup	2.8030	6900.0	81	39800	No
99	GOM_NL__2PRFIN20091010_135728_000000362083_00167_39800_2235.N1	10-OCT-2009 13:57:28	Dark	36.000	70	Zet Pup	2.2460	39000.	72	39800	No
100	GOM_NL__2PRFIN20091010_140239_000000372083_00168_39801_2232.N1	10-OCT-2009 14:02:39	Dark	37.000	161	Tau Pup	2.9310	4500.0	74	39801	No
101	GOM_NL__2PRFIN20091010_140402_000000372083_00168_39801_2233.N1	10-OCT-2009 14:04:02	Dark	37.000	2	Alp Car	-0.73600	7000.0	74	39801	No

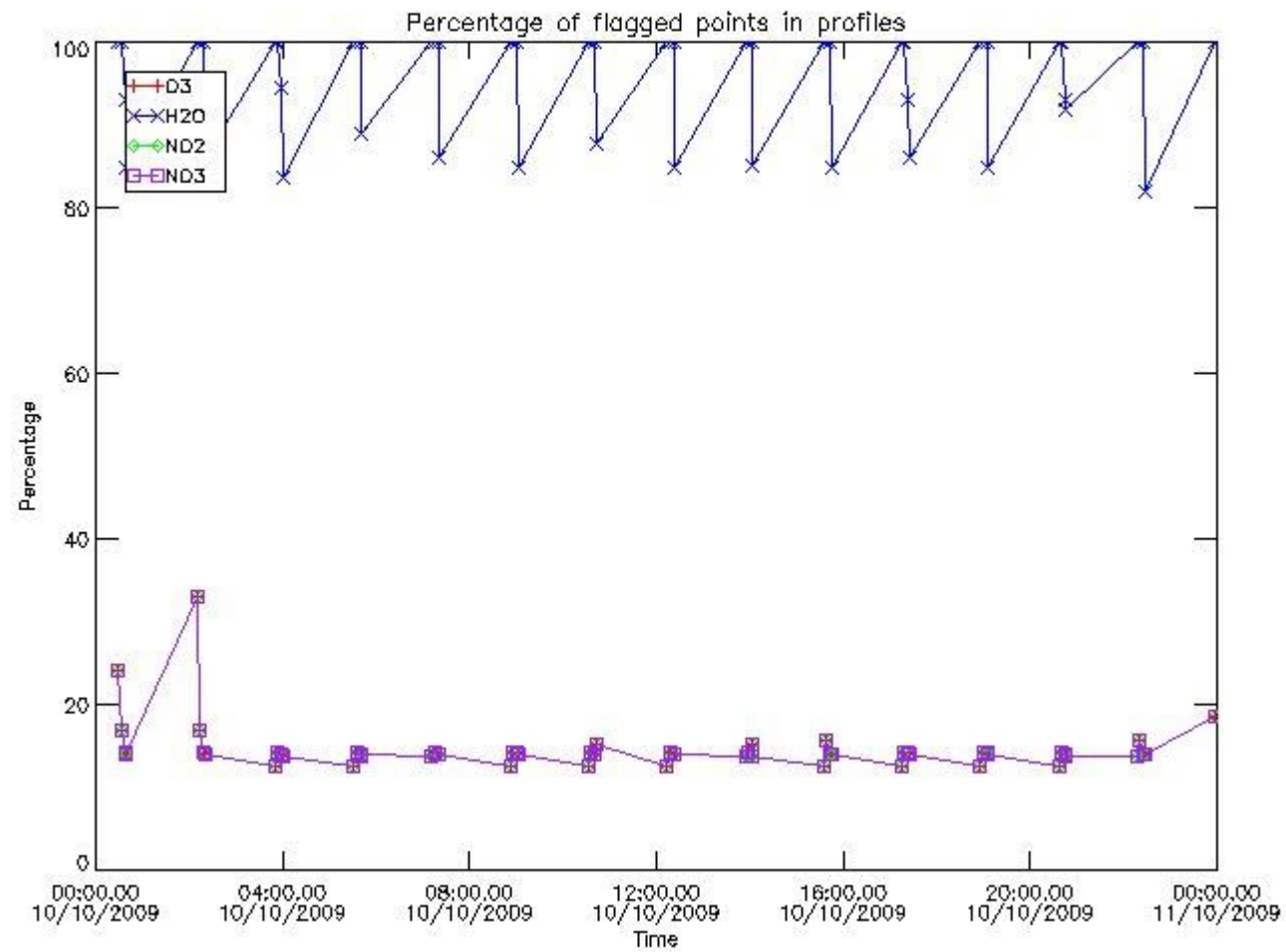
102	GOM_NL__2PRFIN20091010_141609_000000372083_00168_39801_2234.N1	10-OCT-2009 14:16:09	Straylight	36.500	157	The1Eri	2.9060	9300.0	73	39801	No
103	GOM_NL__2PRFIN20091010_143922_000000442083_00168_39801_2235.N1	10-OCT-2009 14:39:22	Bright	44.000	105	6Bet Ari	2.6450	8900.0	88	39801	No
104	GOM_NL__2PRFIN20091010_144227_000000372083_00168_39801_2236.N1	10-OCT-2009 14:42:27	Bright	36.500	53	43Bet And	2.0480	3300.0	73	39801	No
105	GOM_NL__2PRFIN20091010_144437_000000452083_00168_39801_2237.N1	10-OCT-2009 14:44:37	Bright	44.500	173	4Bet Tri	3.0040	8900.0	89	39801	No
106	GOM_NL__2PRFIN20091010_144621_000000422083_00168_39801_2238.N1	10-OCT-2009 14:46:21	Bright	41.500	73	57Gam1And	2.2600	13100.	83	39801	No
107	GOM_NL__2PRFIN20091010_144910_000000332083_00168_39801_2239.N1	10-OCT-2009 14:49:10	Bright	32.500	76	27Gam Cas	2.3000	30000.	65	39801	No
108	GOM_NL__2PRFIN20091010_145148_000000422083_00168_39801_2240.N1	10-OCT-2009 14:51:48	Bright	41.500	160	23Gam Per	2.9300	4700.0	83	39801	No
109	GOM_NL__2PRFIN20091010_151621_000000282083_00168_39801_2241.N1	10-OCT-2009 15:16:21	Twilight	27.500	166	17Eps Leo	2.9800	6000.0	55	39801	No
110	GOM_NL__2PRFIN20091010_152632_000000312083_00168_39801_2242.N1	10-OCT-2009 15:26:32	Twilight	30.500	48	30Alp Hya	1.9770	4100.0	61	39801	No
111	GOM_NL__2PRFIN20091010_153443_000000412083_00168_39801_2243.N1	10-OCT-2009 15:34:43	Dark	40.500	132	15Rho Pup	2.8030	6900.0	81	39801	No
112	GOM_NL__2PRFIN20091010_153805_000000362083_00168_39801_2244.N1	10-OCT-2009 15:38:05	Dark	36.000	70	Zet Pup	2.2460	39000.	72	39801	No
113	GOM_NL__2PRFIN20091010_154316_000000372083_00169_39802_2241.N1	10-OCT-2009 15:43:16	Dark	36.500	161	Tau Pup	2.9310	4500.0	73	39802	No
114	GOM_NL__2PRFIN20091010_154438_000000372083_00169_39802_2242.N1	10-OCT-2009 15:44:38	Dark	36.500	2	Alp Car	-0.73600	7000.0	73	39802	No
115	GOM_NL__2PRFIN20091010_155645_000000372083_00169_39802_2243.N1	10-OCT-2009 15:56:45	Straylight	36.500	157	The1Eri	2.9060	9300.0	73	39802	No
116	GOM_NL__2PRFIN20091010_161956_000000452083_00169_39802_2244.N1	10-OCT-2009 16:19:56	Bright	44.500	105	6Bet Ari	2.6450	8900.0	89	39802	No
117	GOM_NL__2PRFIN20091010_162303_000000372083_00169_39802_2245.N1	10-OCT-2009 16:23:03	Bright	36.500	53	43Bet And	2.0480	3300.0	73	39802	No
118	GOM_NL__2PRFIN20091010_162512_000000452083_00169_39802_2246.N1	10-OCT-2009 16:25:12	Bright	45.000	173	4Bet Tri	3.0040	8900.0	90	39802	No
119	GOM_NL__2PRFIN20091010_162656_000000422083_00169_39802_2247.N1	10-OCT-2009 16:26:56	Bright	41.500	73	57Gam1And	2.2600	13100.	83	39802	No
120	GOM_NL__2PRFIN20091010_162946_000000332083_00169_39802_2248.N1	10-OCT-2009 16:29:46	Bright	32.500	76	27Gam Cas	2.3000	30000.	65	39802	No
121	GOM_NL__2PRFIN20091010_163223_000000422083_00169_39802_2249.N1	10-OCT-2009 16:32:23	Bright	41.500	160	23Gam Per	2.9300	4700.0	83	39802	No
122	GOM_NL__2PRFIN20091010_165657_000000282083_00169_39802_2250.N1	10-OCT-2009 16:56:57	Twilight	27.500	166	17Eps Leo	2.9800	6000.0	55	39802	No
123	GOM_NL__2PRFIN20091010_170708_000000312083_00169_39802_2251.N1	10-OCT-2009 17:07:08	Twilight	31.000	48	30Alp Hya	1.9770	4100.0	62	39802	No
124	GOM_NL__2PRFIN20091010_171520_000000412083_00169_39802_2252.N1	10-OCT-2009 17:15:20	Dark	40.500	132	15Rho Pup	2.8030	6900.0	81	39802	No
125	GOM_NL__2PRFIN20091010_171841_000000362083_00169_39802_2253.N1	10-OCT-2009 17:18:41	Dark	36.000	70	Zet Pup	2.2460	39000.	72	39802	No
126	GOM_NL__2PRFIN20091010_172353_000000362083_00170_39803_2250.N1	10-OCT-2009 17:23:53	Dark	36.000	161	Tau Pup	2.9310	4500.0	72	39803	No
127	GOM_NL__2PRFIN20091010_172515_000000372083_00170_39803_2251.N1	10-OCT-2009 17:25:15	Dark	36.500	2	Alp Car	-0.73600	7000.0	73	39803	No
128	GOM_NL__2PRFIN20091010_173722_000000372083_00170_39803_2252.N1	10-OCT-2009 17:37:22	Straylight	37.000	157	The1Eri	2.9060	9300.0	74	39803	No
129	GOM_NL__2PRFIN20091010_180032_000000442083_00170_39803_2253.N1	10-OCT-2009 18:00:32	Bright	44.000	105	6Bet Ari	2.6450	8900.0	88	39803	No
130	GOM_NL__2PRFIN20091010_180338_000000372083_00170_39803_2254.N1	10-OCT-2009 18:03:38	Bright	36.500	53	43Bet And	2.0480	3300.0	73	39803	No
131	GOM_NL__2PRFIN20091010_180547_000000452083_00170_39803_2255.N1	10-OCT-2009 18:05:47	Bright	44.500	173	4Bet Tri	3.0040	8900.0	89	39803	No
132	GOM_NL__2PRFIN20091010_180731_000000422083_00170_39803_2256.N1	10-OCT-2009 18:07:31	Bright	41.500	73	57Gam1And	2.2600	13100.	83	39803	No
133	GOM_NL__2PRFIN20091010_181022_000000332083_00170_39803_2257.N1	10-OCT-2009 18:10:22	Bright	32.500	76	27Gam Cas	2.3000	30000.	65	39803	No
134	GOM_NL__2PRFIN20091010_181258_000000422083_00170_39803_2258.N1	10-OCT-2009 18:12:58	Bright	41.500	160	23Gam Per	2.9300	4700.0	83	39803	No
135	GOM_NL__2PRFIN20091010_183733_000000282083_00170_39803_2259.N1	10-OCT-2009 18:37:33	Twilight	27.500	166	17Eps Leo	2.9800	6000.0	55	39803	No
136	GOM_NL__2PRFIN20091010_184744_000000312083_00170_39803_2260.N1	10-OCT-2009 18:47:44	Twilight	31.000	48	30Alp Hya	1.9770	4100.0	62	39803	No
137	GOM_NL__2PRFIN20091010_185557_000000412083_00170_39803_2261.N1	10-OCT-2009 18:55:57	Dark	41.000	132	15Rho Pup	2.8030	6900.0	82	39803	No
138	GOM_NL__2PRFIN20091010_185918_000000362083_00170_39803_2262.N1	10-OCT-2009 18:59:18	Dark	36.000	70	Zet Pup	2.2460	39000.	72	39803	No
139	GOM_NL__2PRFIN20091010_190429_000000362083_00171_39804_2280.N1	10-OCT-2009 19:04:29	Dark	36.000	161	Tau Pup	2.9310	4500.0	72	39804	No
140	GOM_NL__2PRFIN20091010_190552_000000362083_00171_39804_2281.N1	10-OCT-2009 19:05:52	Dark	36.000	2	Alp Car	-0.73600	7000.0	72	39804	No
141	GOM_NL__2PRFIN20091010_191758_000000372083_00171_39804_2282.N1	10-OCT-2009 19:17:58	Straylight	37.000	157	The1Eri	2.9060	9300.0	74	39804	No
142	GOM_NL__2PRFIN20091010_194107_000000442083_00171_39804_2283.N1	10-OCT-2009 19:41:07	Bright	44.000	105	6Bet Ari	2.6450	8900.0	88	39804	No
143	GOM_NL__2PRFIN20091010_194414_000000362083_00171_39804_2284.N1	10-OCT-2009 19:44:14	Bright	36.000	53	43Bet And	2.0480	3300.0	72	39804	No
144	GOM_NL__2PRFIN20091010_194622_000000442083_00171_39804_2285.N1	10-OCT-2009 19:46:22	Bright	44.000	173	4Bet Tri	3.0040	8900.0	88	39804	No
145	GOM_NL__2PRFIN20091010_194806_000000422083_00171_39804_2286.N1	10-OCT-2009 19:48:06	Bright	41.500	73	57Gam1And	2.2600	13100.	83	39804	No
146	GOM_NL__2PRFIN20091010_195057_000000332083_00171_39804_2287.N1	10-OCT-2009 19:50:57	Bright	33.000	76	27Gam Cas	2.3000	30000.	66	39804	No
147	GOM_NL__2PRFIN20091010_195333_000000422083_00171_39804_2288.N1	10-OCT-2009 19:53:33	Bright	41.500	160	23Gam Per	2.9300	4700.0	83	39804	No
148	GOM_NL__2PRFIN20091010_201809_000000282083_00171_39804_2289.N1	10-OCT-2009 20:18:09	Twilight	27.500	166	17Eps Leo	2.9800	6000.0	55	39804	No
149	GOM_NL__2PRFIN20091010_202821_000000312083_00171_39804_2290.N1	10-OCT-2009 20:28:21	Twilight	31.000	48	30Alp Hya	1.9770	4100.0	62	39804	No
150	GOM_NL__2PRFIN20091010_203634_000000412083_00171_39804_2291.N1	10-OCT-2009 20:36:34	Dark	40.500	132	15Rho Pup	2.8030	6900.0	81	39804	No
151	GOM_NL__2PRFIN20091010_203955_000000362083_00171_39804_2292.N1	10-OCT-2009 20:39:55	Dark	36.000	70	Zet Pup	2.2460	39000.	72	39804	No
152	GOM_NL__2PRFIN20091010_204506_000000372083_00172_39805_2288.N1	10-OCT-2009 20:45:06	Dark	36.500	161	Tau Pup	2.9310	4500.0	73	39805	No
153	GOM_NL__2PRFIN20091010_204629_000000372083_00172_39805_2289.N1	10-OCT-2009 20:46:29	Dark	36.500	2	Alp Car	-0.73600	7000.0	73	39805	No
154	GOM_NL__2PRFIN20091010_205835_000000372083_00172_39805_2290.N1	10-OCT-2009 20:58:35	Straylight	37.000	157	The1Eri	2.9060	9300.0	74	39805	No
155	GOM_NL__2PRFIN20091010_212142_000000452083_00172_39805_2291.N1	10-OCT-2009 21:21:42	Bright	44.500	105	6Bet Ari	2.6450	8900.0	89	39805	No
156	GOM_NL__2PRFIN20091010_212449_000000372083_00172_39805_2292.N1	10-OCT-2009 21:24:49	Bright	37.000	53	43Bet And	2.0480	3300.0	74	39805	No
157	GOM_NL__2PRFIN20091010_212657_000000452083_00172_39805_2293.N1	10-OCT-2009 21:26:57	Bright	44.500	173	4Bet Tri	3.0040	8900.0	89	39805	No
158	GOM_NL__2PRFIN20091010_212842_000000412083_00172_39805_2294.N1	10-OCT-2009 21:28:42	Bright	41.000	73	57Gam1And	2.2600	13100.	82	39805	No
159	GOM_NL__2PRFIN20091010_213136_000000302083_00172_39805_2295.N1	10-OCT-2009 21:31:36	Bright	30.000	76	27Gam Cas	2.3000	30000.	60	39805	No
160	GOM_NL__2PRFIN20091010_213408_000000422083_00172_39805_2296.N1	10-OCT-2009 21:34:08	Bright	41.500	160	23Gam Per	2.9300	4700.0	83	39805	No

161	GOM_NL__2PRFIN20091010_215845_000000282083_00172_39805_2297.N1	10-OCT-2009 21:58:45	Twilight	27.500	166	17Eps Leo	2.9800	6000.0	55	39805	No
162	GOM_NL__2PRFIN20091010_220857_000000312083_00172_39805_2298.N1	10-OCT-2009 22:08:57	Twilight	31.000	48	30Alp Hya	1.9770	4100.0	62	39805	No
163	GOM_NL__2PRFIN20091010_221712_000000412083_00172_39805_2299.N1	10-OCT-2009 22:17:12	Dark	40.500	132	15Rho Pup	2.8030	6900.0	81	39805	No
164	GOM_NL__2PRFIN20091010_222032_000000362083_00172_39805_2300.N1	10-OCT-2009 22:20:32	Dark	36.000	70	Zet Pup	2.2460	39000.	72	39805	No
165	GOM_NL__2PRFIN20091010_222543_000000372083_00173_39806_2296.N1	10-OCT-2009 22:25:43	Dark	36.500	161	Tau Pup	2.9310	4500.0	73	39806	No
166	GOM_NL__2PRFIN20091010_222706_000000372083_00173_39806_2297.N1	10-OCT-2009 22:27:06	Dark	36.500	2	Alp Car	-0.73600	7000.0	73	39806	No
167	GOM_NL__2PRFIN20091010_223911_000000372083_00173_39806_2298.N1	10-OCT-2009 22:39:11	Straylight	36.500	157	The1Eri	2.9060	9300.0	73	39806	No
168	GOM_NL__2PRFIN20091010_230218_000000442083_00173_39806_2299.N1	10-OCT-2009 23:02:18	Bright	43.500	105	6Bet Ari	2.6450	8900.0	87	39806	No
169	GOM_NL__2PRFIN20091010_230525_000000362083_00173_39806_2300.N1	10-OCT-2009 23:05:25	Bright	36.000	53	43Bet And	2.0480	3300.0	72	39806	No
170	GOM_NL__2PRFIN20091010_230732_000000442083_00173_39806_2301.N1	10-OCT-2009 23:07:32	Bright	44.000	173	4Bet Tri	3.0040	8900.0	88	39806	No
171	GOM_NL__2PRFIN20091010_230917_000000412083_00173_39806_2302.N1	10-OCT-2009 23:09:17	Bright	41.000	73	57Gam1And	2.2600	13100.	82	39806	No
172	GOM_NL__2PRFIN20091010_231235_000000342083_00173_39806_2303.N1	10-OCT-2009 23:12:35	Bright	33.500	110	37Del Cas	2.6780	8900.0	67	39806	No
173	GOM_NL__2PRFIN20091010_231443_000000412083_00173_39806_2304.N1	10-OCT-2009 23:14:43	Bright	41.000	160	23Gam Per	2.9300	4700.0	82	39806	No
174	GOM_NL__2PRFIN20091010_233922_000000282083_00173_39806_2305.N1	10-OCT-2009 23:39:22	Twilight	27.500	166	17Eps Leo	2.9800	6000.0	55	39806	No
175	GOM_NL__2PRFIN20091010_234934_000000312083_00173_39806_2306.N1	10-OCT-2009 23:49:34	Twilight	31.000	48	30Alp Hya	1.9770	4100.0	62	39806	No
176	GOM_NL__2PRFIN20091010_235748_000000412083_00173_39806_2307.N1	10-OCT-2009 23:57:48	Dark	41.000	132	15Rho Pup	2.8030	6900.0	82	39806	No

3. Quality information per product

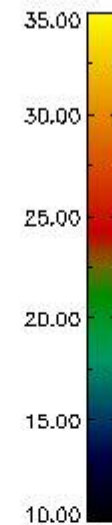
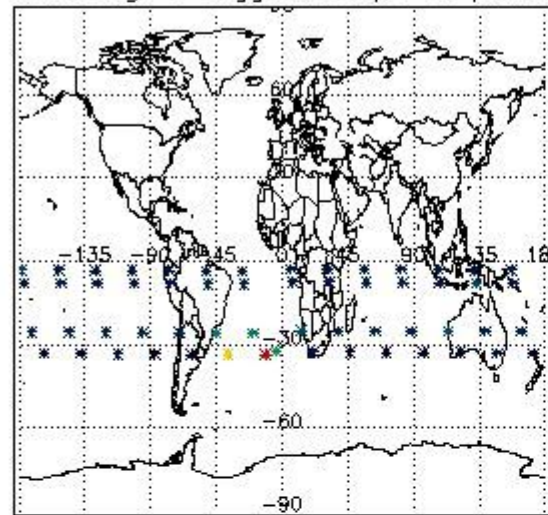
In this section it is plotted some information contained in the Quality Summary data set of the level 2 products. Only products in dark limb conditions and without errors (error flag in the MPH set to "0") are used.

3.1 Plot quality information per product (time dependant)

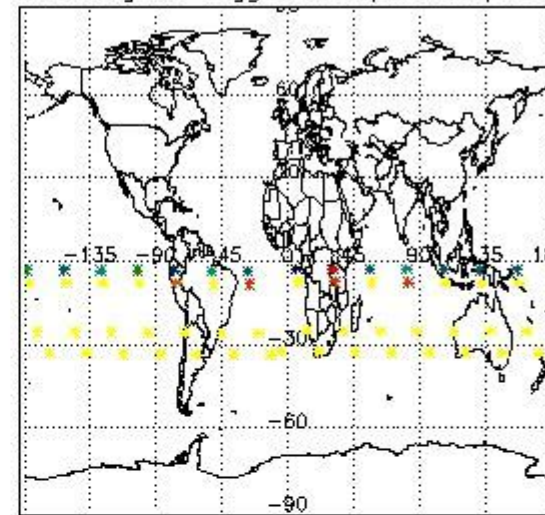


3.2 Plot quality information per product (world map)

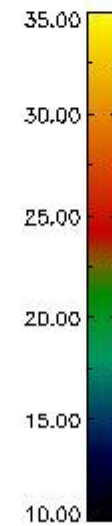
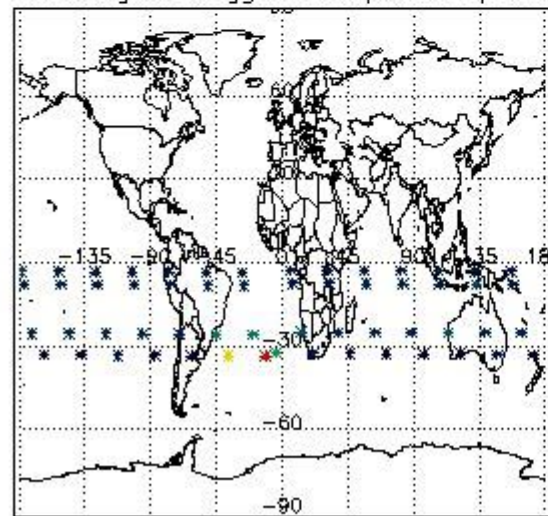
Percentage of flagged data per O3 profile



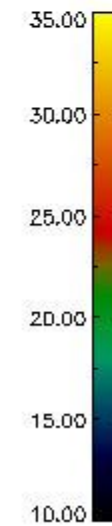
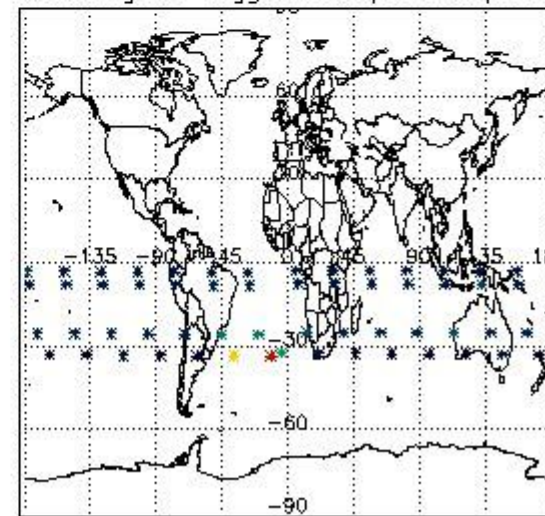
Percentage of flagged data per H2O profile



Percentage of flagged data per NO2 profile



Percentage of flagged data per NO3 profile

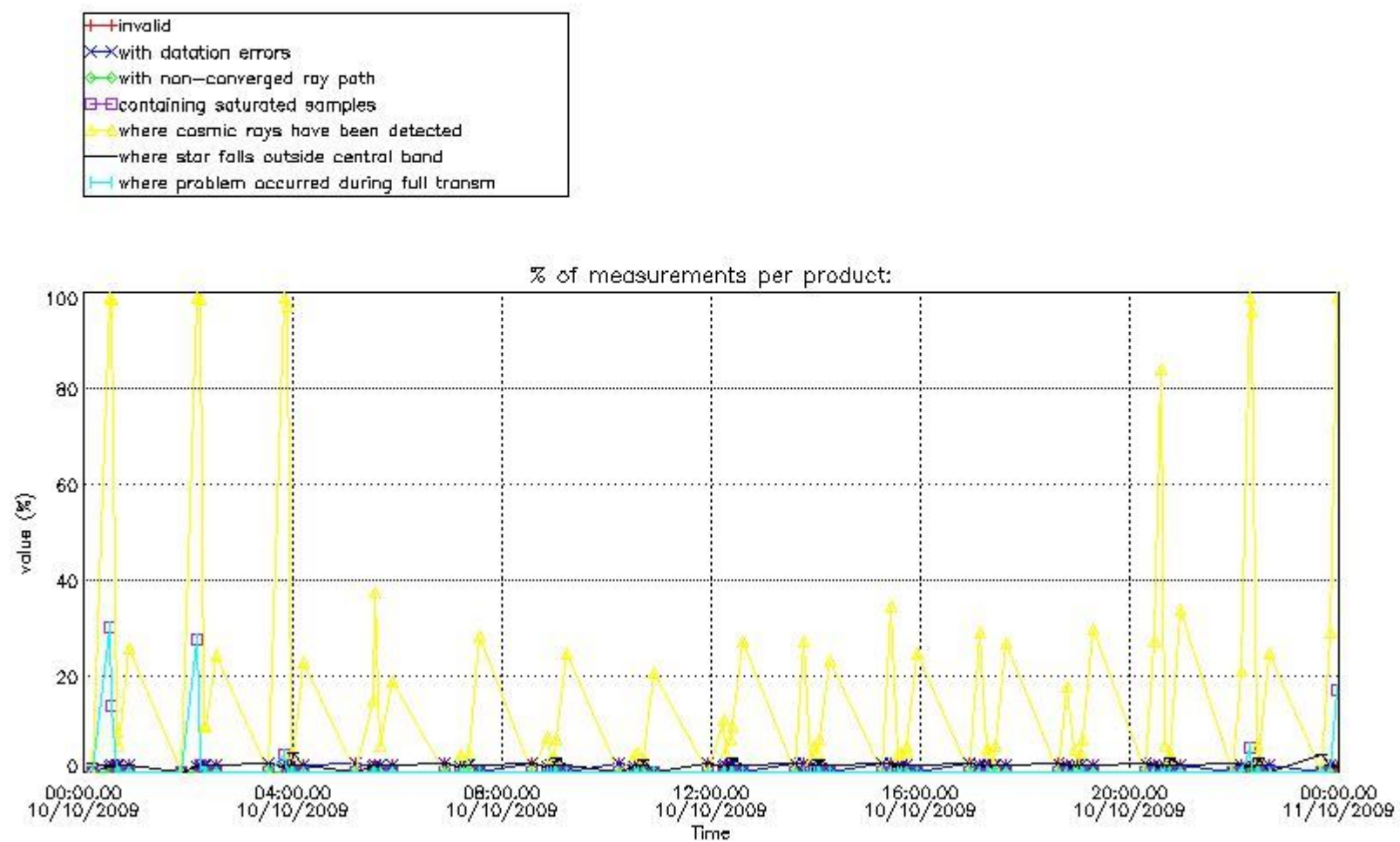


4. Level 1 quality information per product

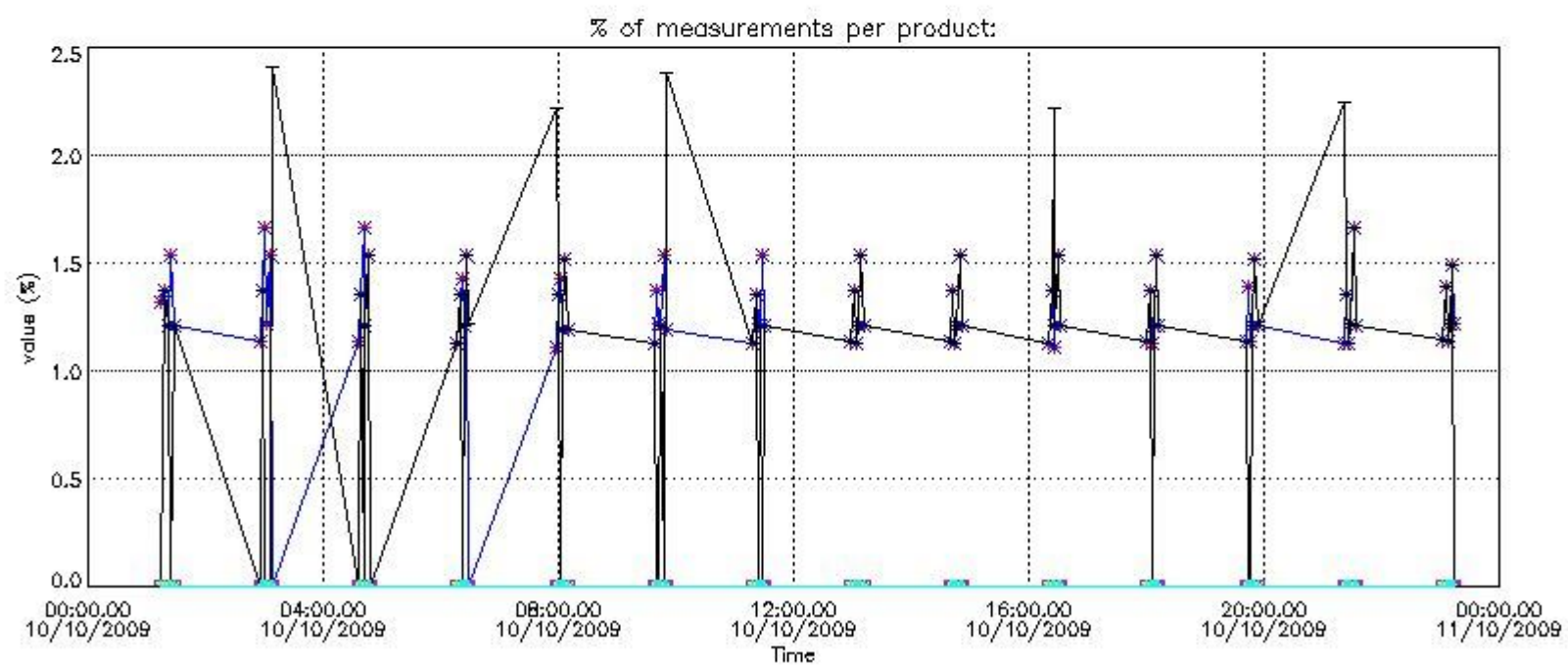
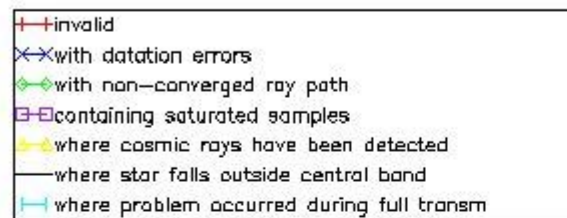
In this section it is plotted some information contained in the Quality Summary data set of the level 2 products that comes from the level 1b processing. Products without errors (error flag in the MPH set to "0") are used.

4.1 Plot quality information per product (time dependant) coming from level 1b processing

4.1.1 Plot level 1 quality information per product (time dependant): ENVISAT ASCENDING passes



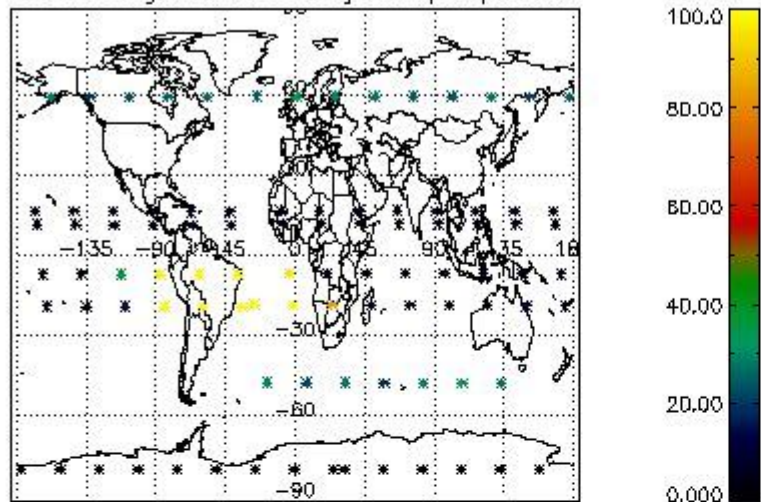
4.1.2 Plot level 1 quality information per product (time dependant): ENVI SAT DESCENDING passes



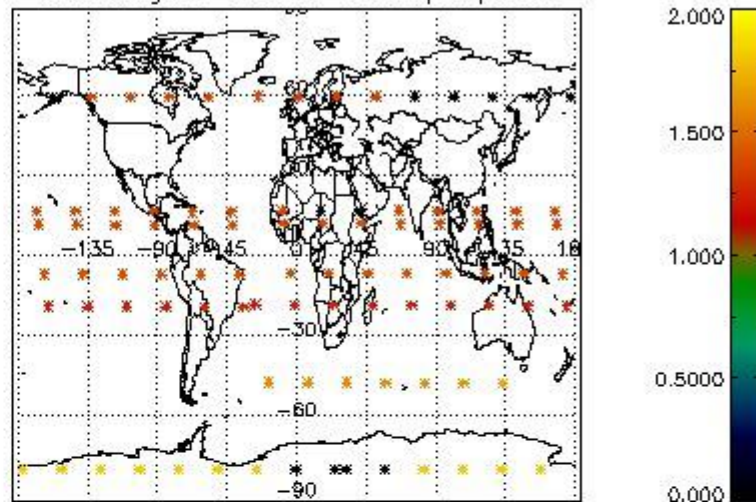
4.2 Plot quality information per product coming from level 1b processing (world map)

4.2.1 Plot level 1 quality information per product (world map): ENVISAT ASCENDING passes

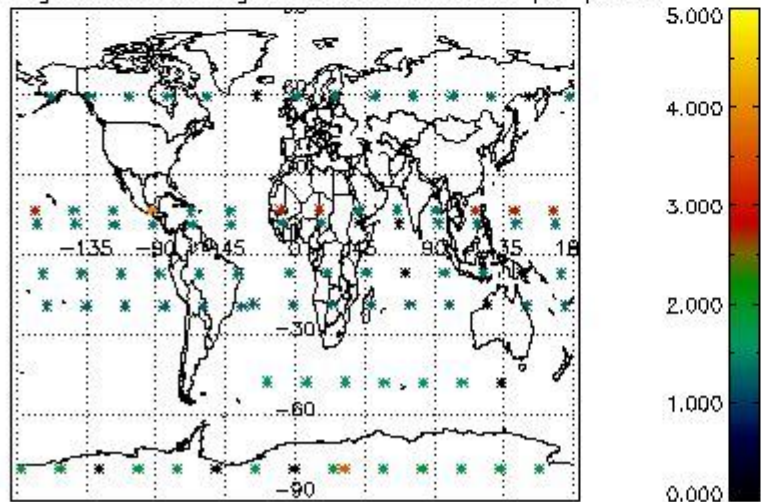
Percentage of cosmic ray hits per profile



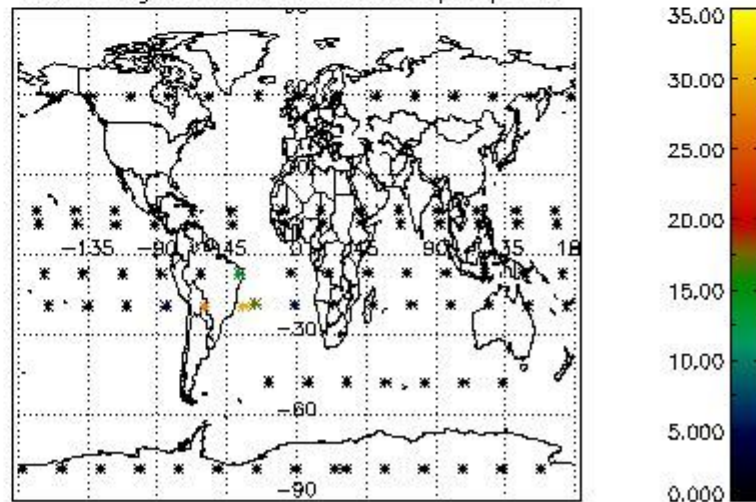
Percentage of datation errors per profile



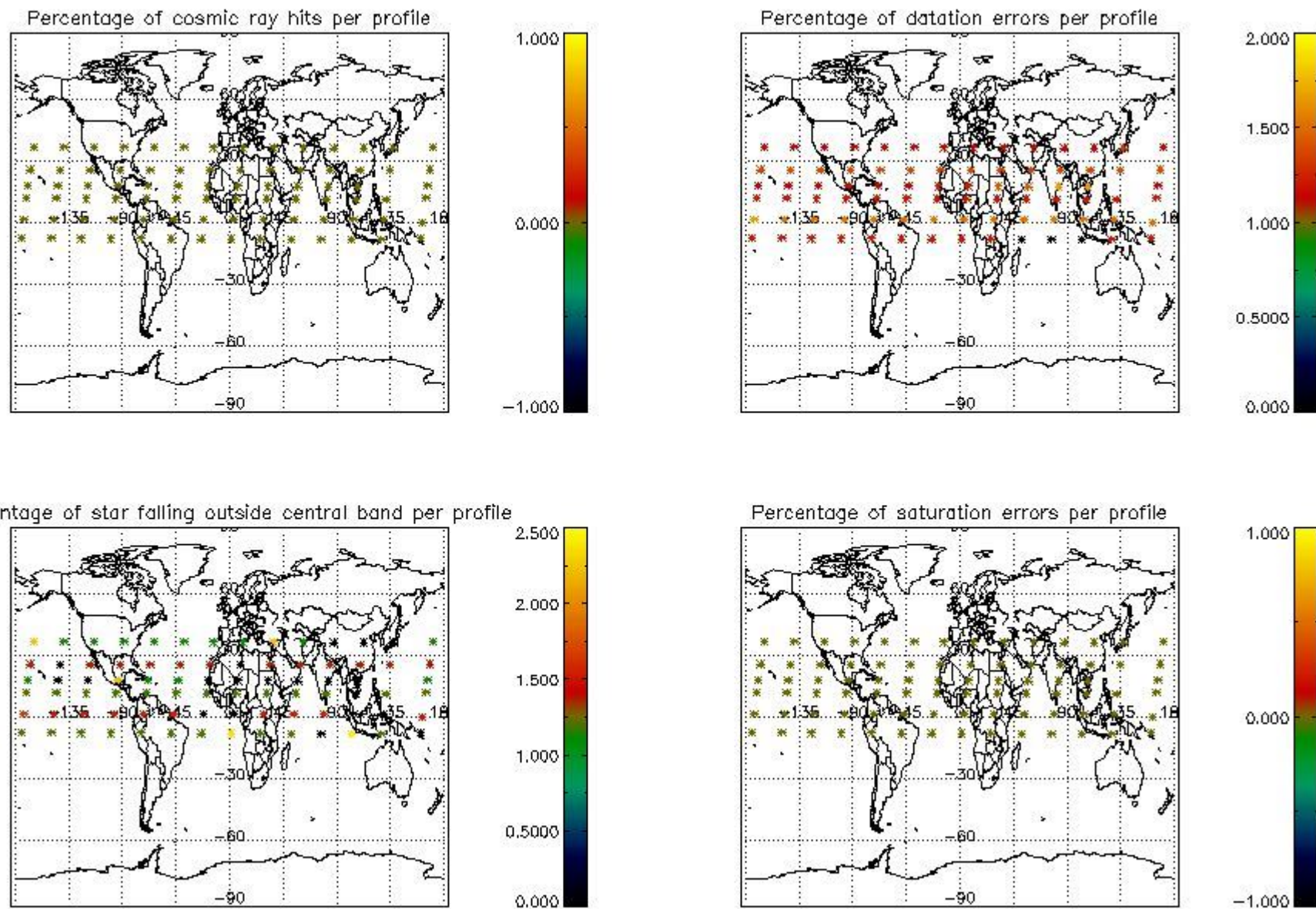
Percentage of star falling outside central band per profile



Percentage of saturation errors per profile



4.2.2 Plot level 1 quality information per product (world map): ENVISAT DESCENDING passes



5. Trace gas profiles

5.1 Ozone statistics based on quality of products

The final quality of the products can be "measured" using the STD (Standard Deviation) attached to every point profile. This information is written to the parameter GOM_NL__2P/NL_LOCAL_SPECIES_DENSITY/o3_std of the level 2 products. The table below shows the statistics for given STD ranges.

The statistics are given with respect to the overall valid production:

- Products without fatal errors: GOM_NL__2P/MPH/PRODUCT_ERR=0
- Valid point profile: GOM_NL__2P/NL_LOCAL_SPECIES_DENSITY/pcd(0)=0

The 'Criteria' is applied to valid points of dark limb products:

- Products in dark limb illumination condition: GOM_NL__2P/NL_SUMMARY_QUALITY/obs_ill_cond=0
- Products without fatal errors: GOM_NL__2P/MPH/PRODUCT_ERR=0
- Valid point profile: GOM_NL__2P/NL_LOCAL_SPECIES_DENSITY/pcd(0)=0

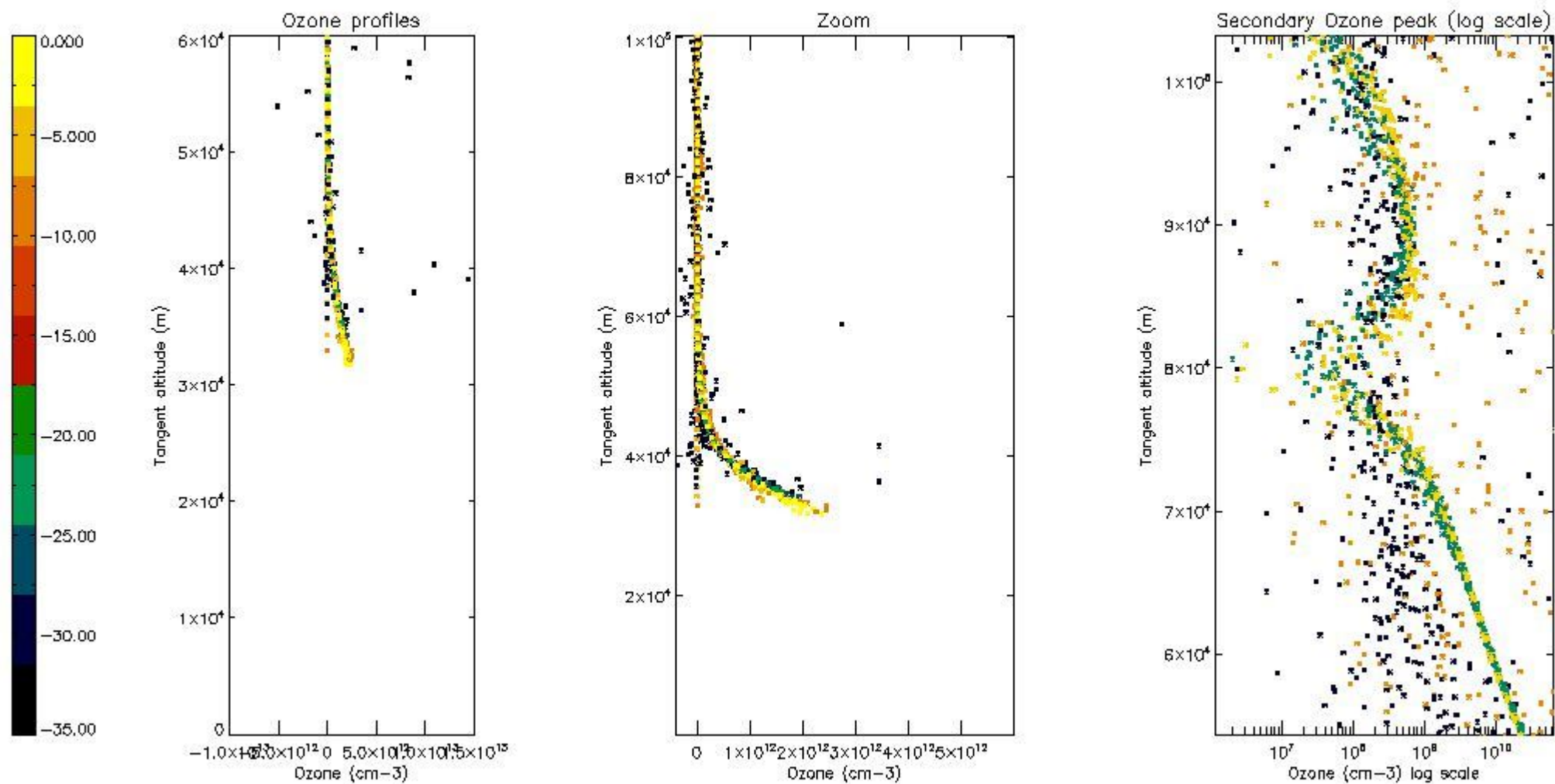
So, the table below shows the percentage of dark limb and valid observations for each criteria with respect to the overall valid daily observations.

Criteria	% of total production
All STD	32
STD < 20	13

STD < 10	10
STD < 5	8

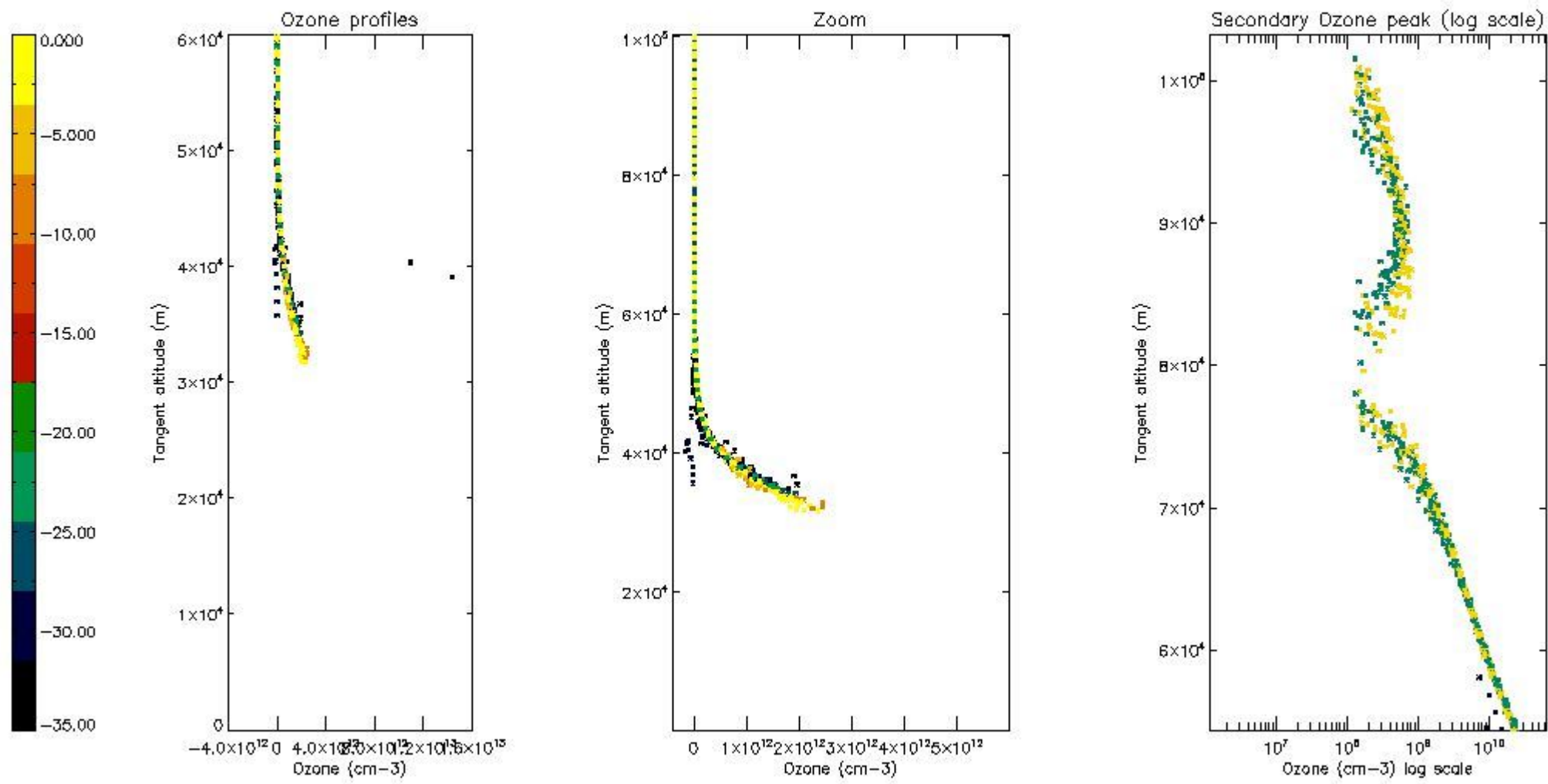
5.2 Plot ozone profiles for all STD (dark without errors)

The colorbar represents the latitude.



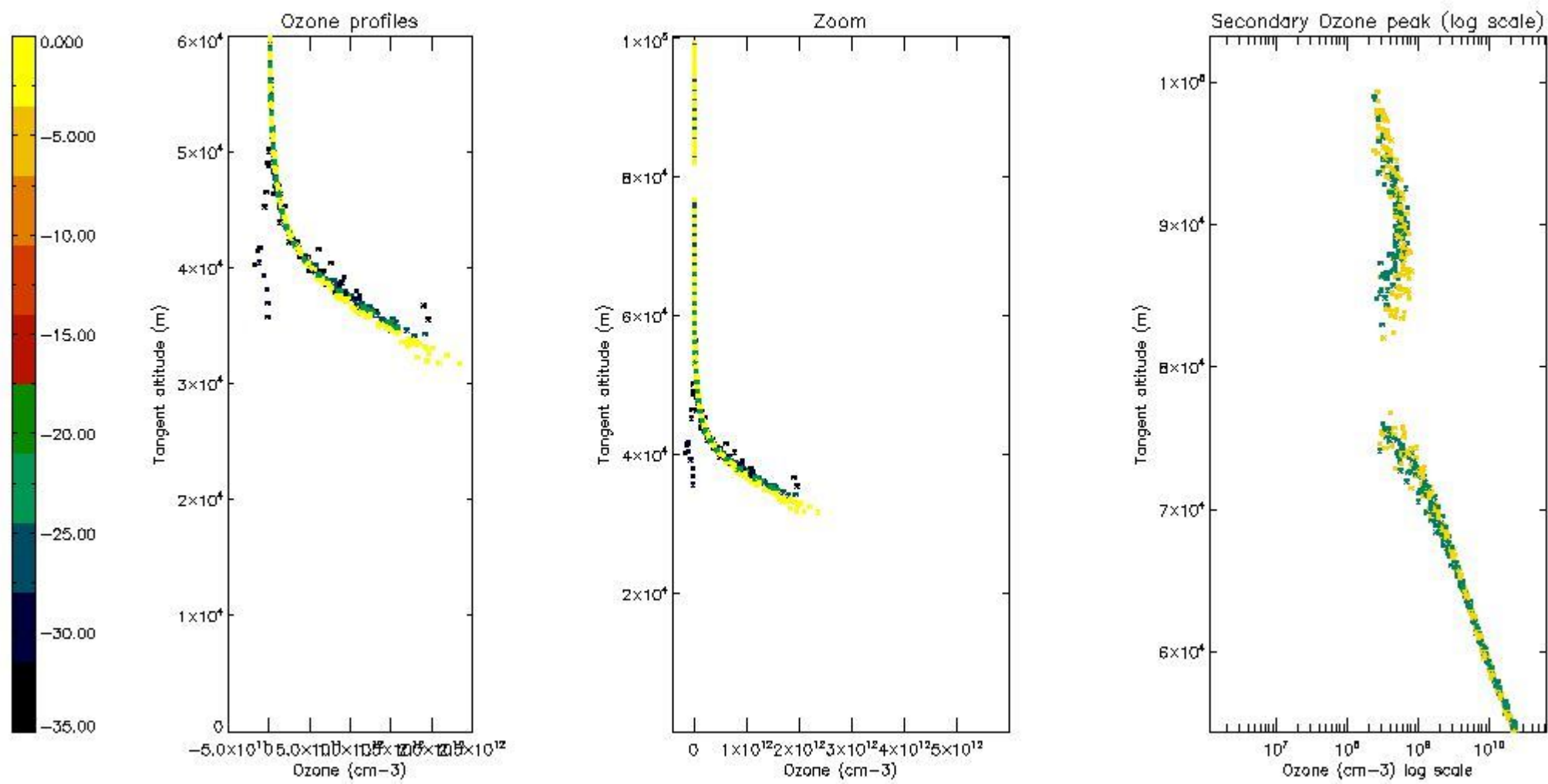
5.3 Plot ozone profiles where STD < 20% (dark without errors)

The colorbar represents the latitude.



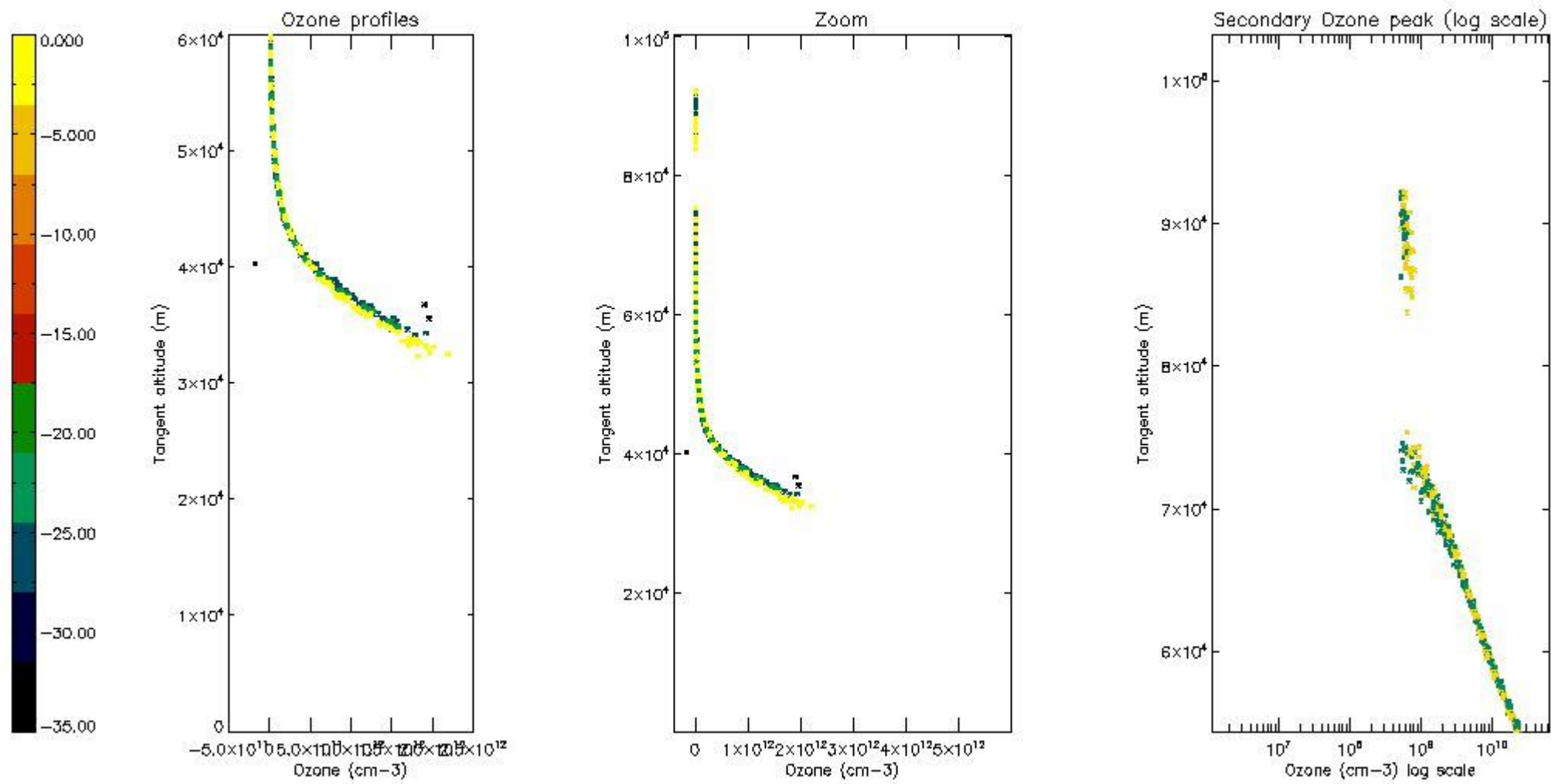
5.4 Plot ozone profiles where STD < 10% (dark without errors)

The colorbar represents the latitude.



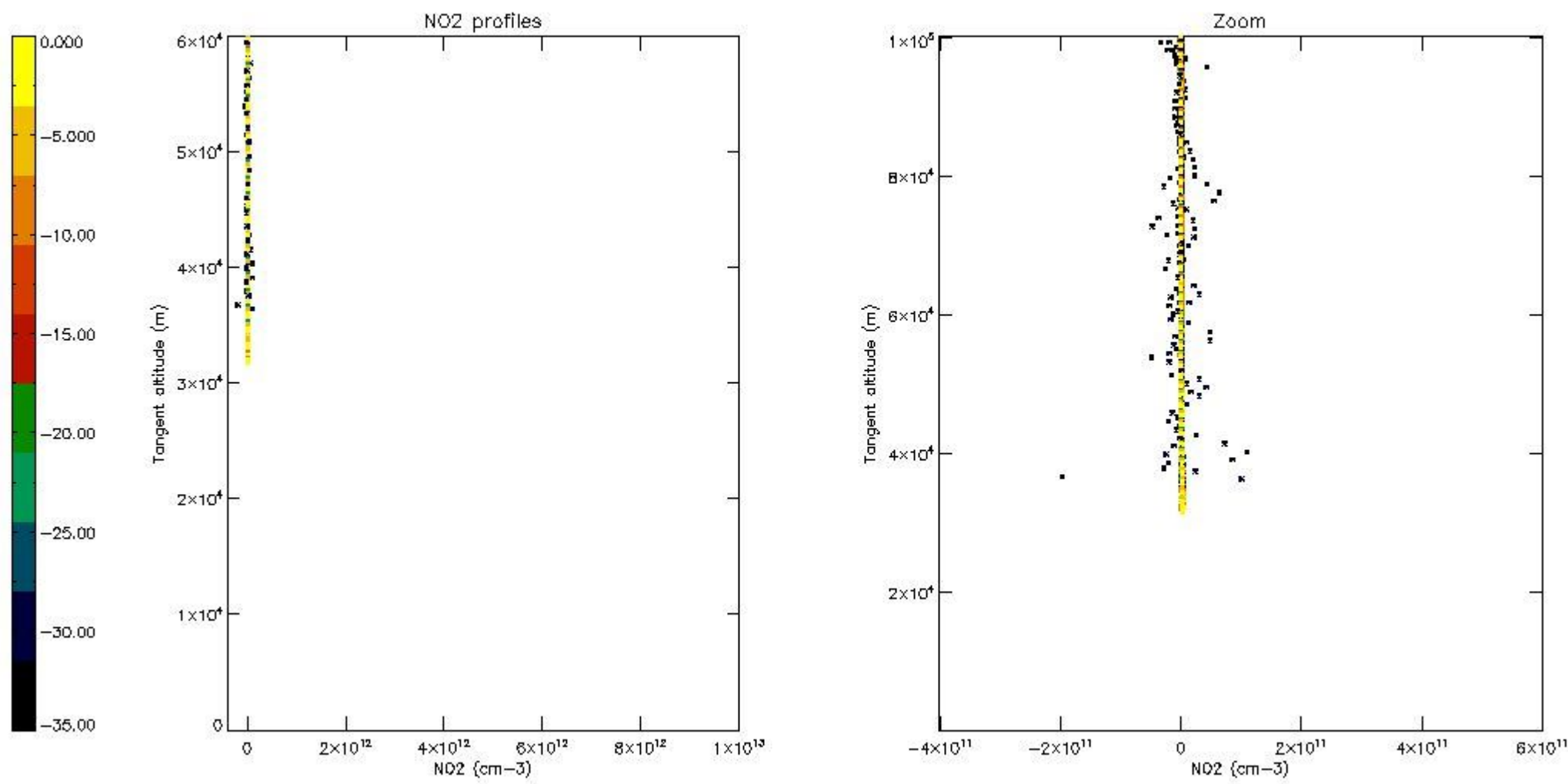
5.5 Plot ozone profiles where STD < 5% (dark without errors)

The colorbar represents the latitude.



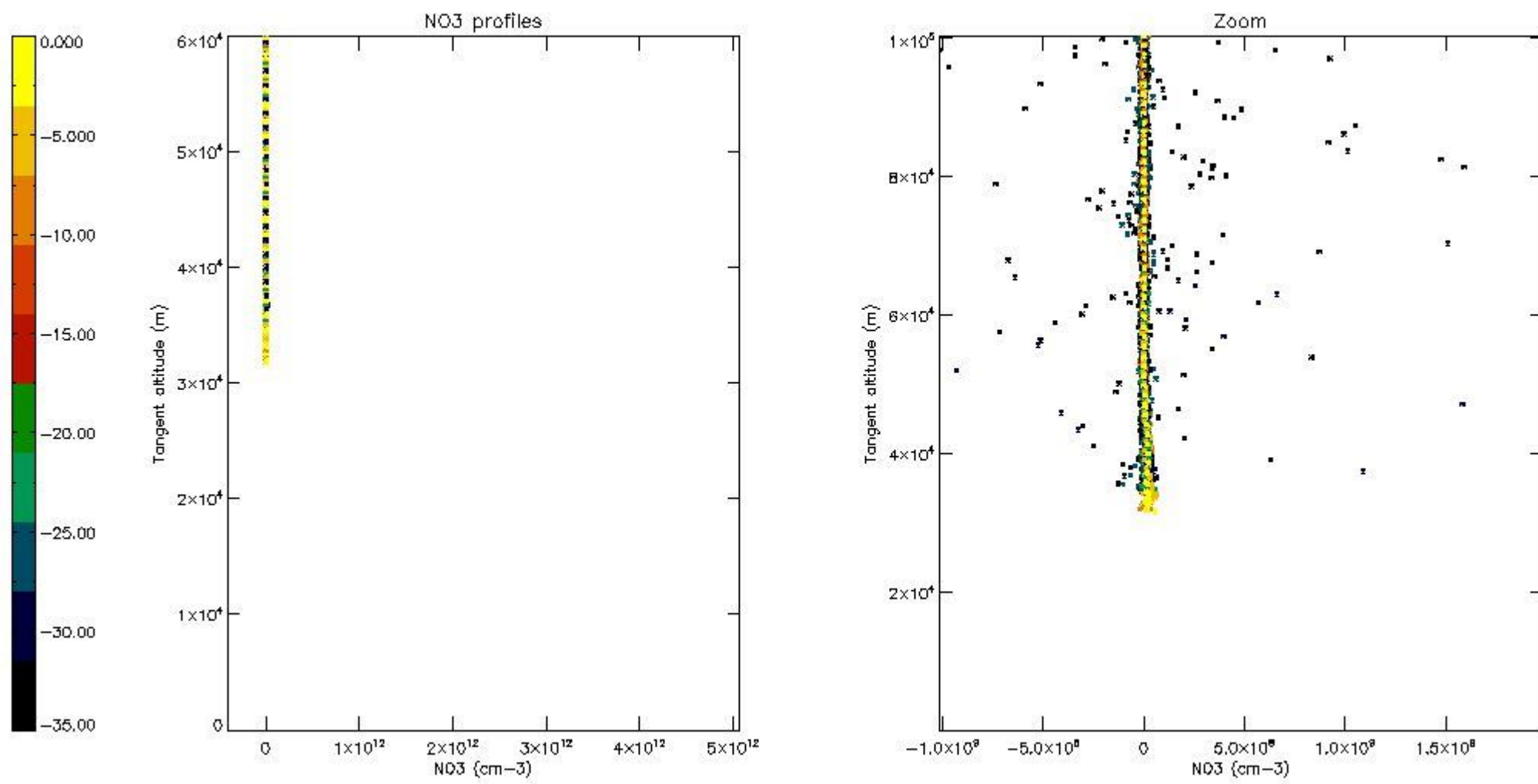
5.6 Plot NO₂ profiles for all STD (dark without errors)

The colorbar represents the latitude.



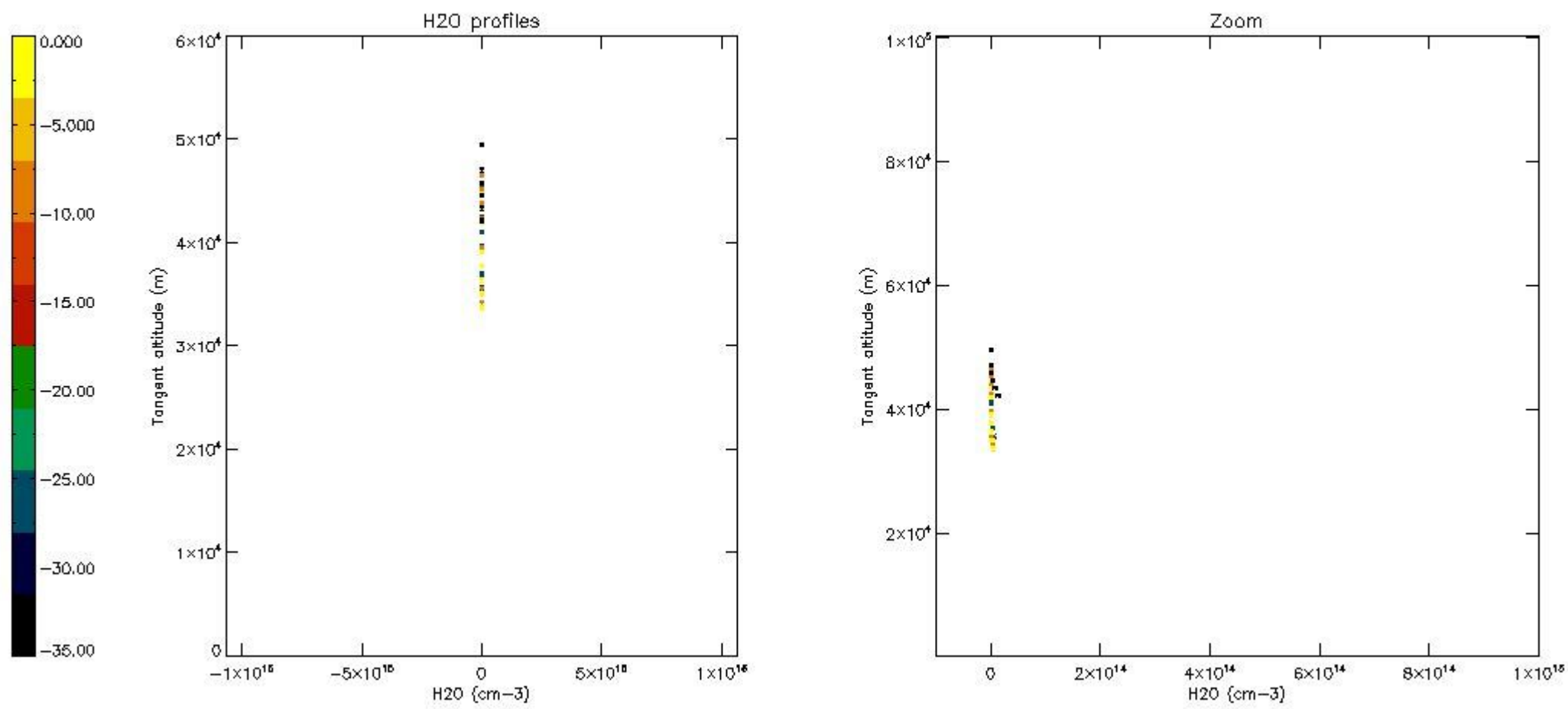
5.7 Plot NO3 profiles for all STD (dark without errors)

The colorbar represents the latitude.



5.8 Plot H₂O profiles for all STD (only for occultations of stars 1,2,3,4,13,14,16,26,63 dark without errors)

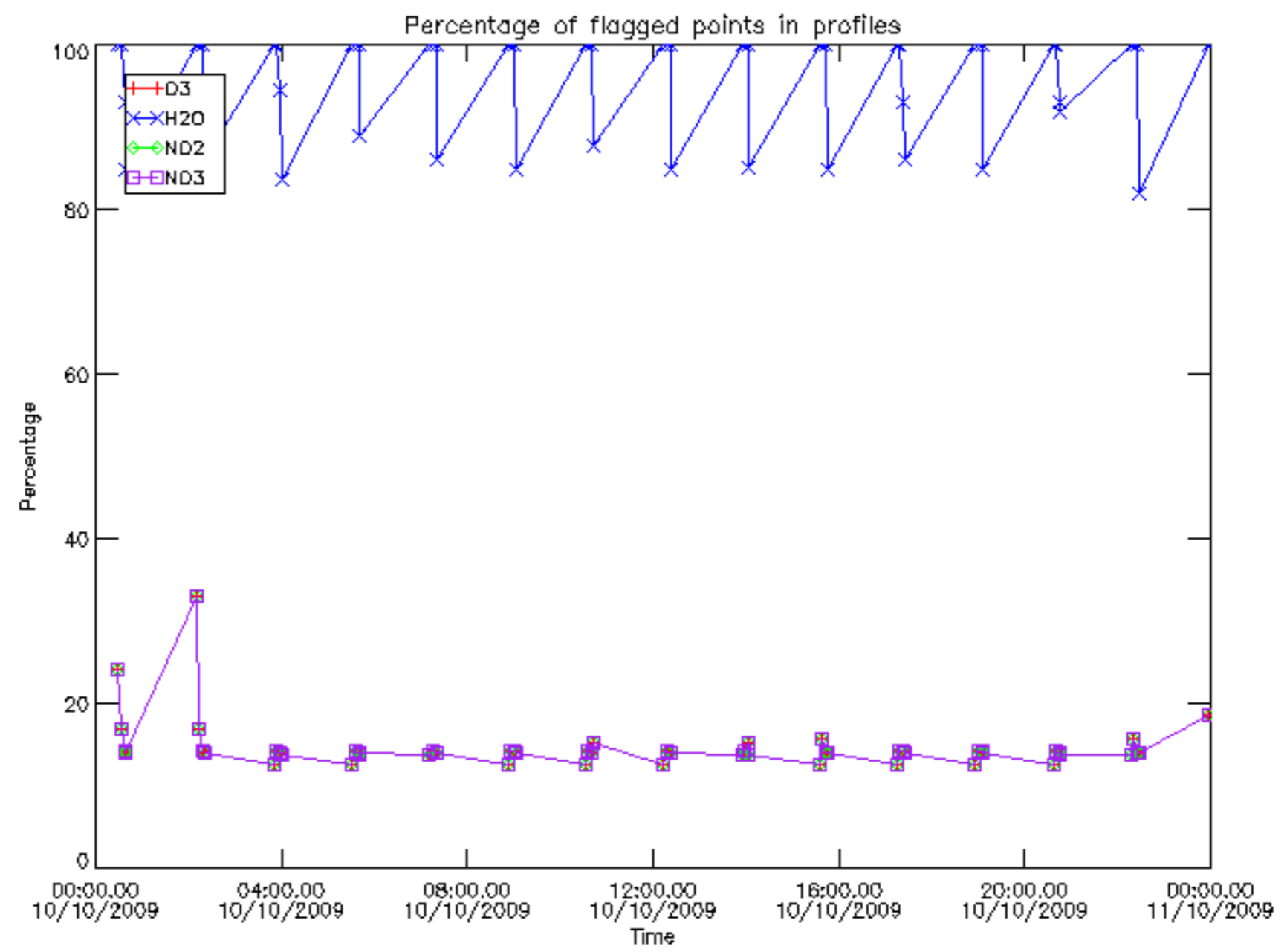
The colorbar represents the latitude.



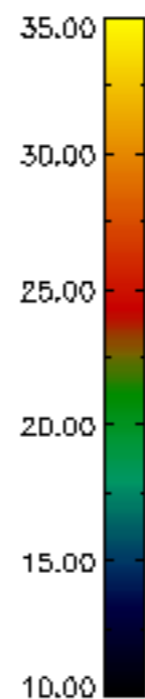
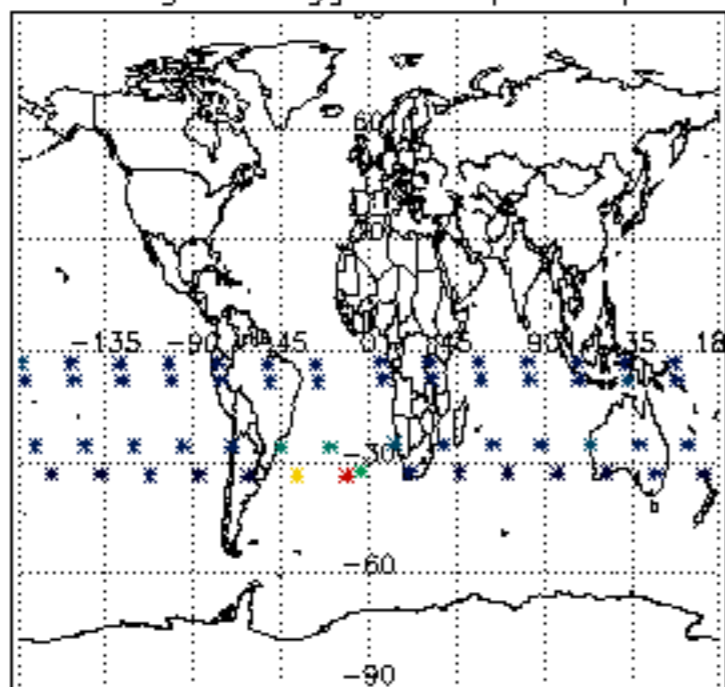
6. Auxiliary Data Files used for the production reported in section 2

The number reported in the third column indicates since which file (see list in section 2) the corresponding auxiliary file has been used. The fourth column is the date of those product files.

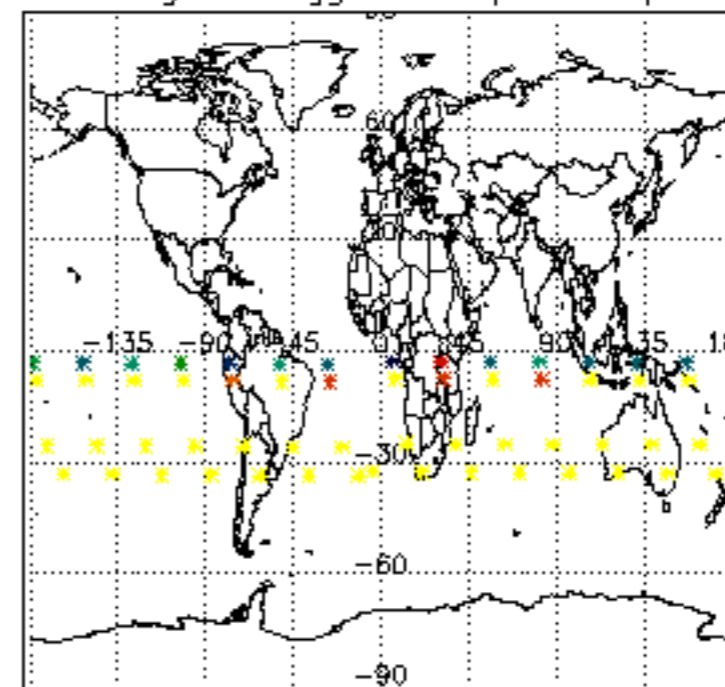
Type	Auxiliary Filename	Used since product	Used since product date
INST_PHYS_CHARACTERISTICS	GOM_INS_AXVIEC20091111_143220_20030716_120000_20500101_000000	1	10-OCT-2009 00:10:55
LEVEL-2_PROC_CONFIG	GOM_PR2_AXVIEC20091111_152718_20020301_000000_20500101_000000	1	10-OCT-2009 00:10:55
CROSS_SECTIONS_FILE	GOM_CRS_AXVIEC20091111_154832_20020301_000000_20500101_000000	1	10-OCT-2009 00:10:55



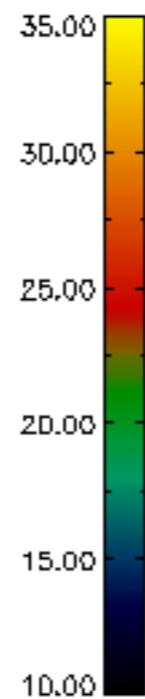
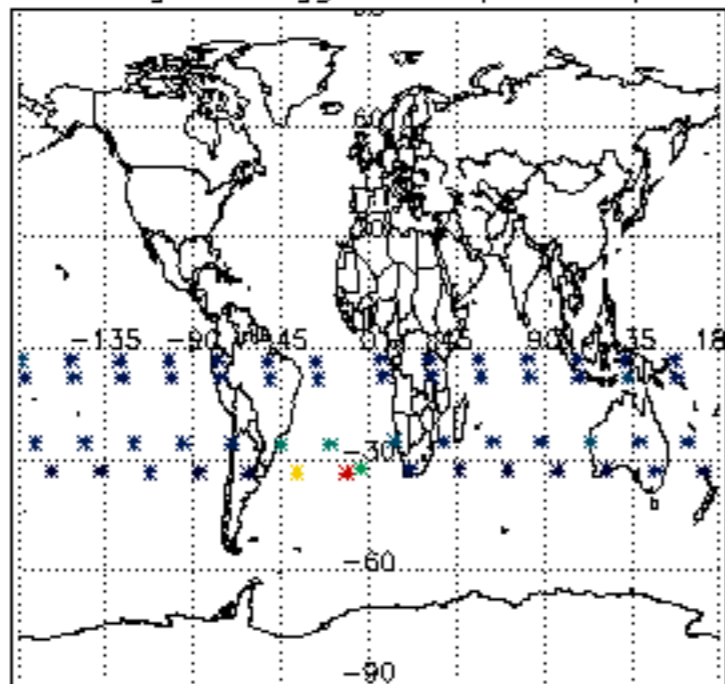
Percentage of flagged data per D3 profile



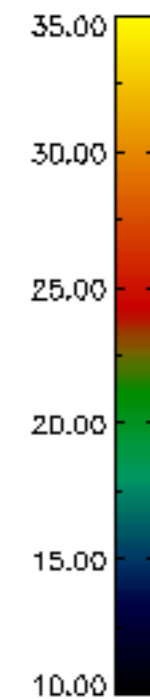
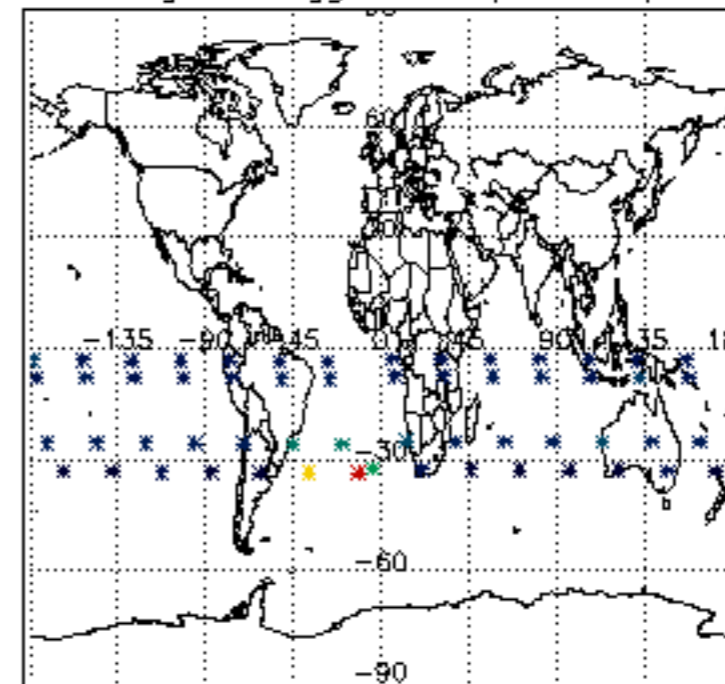
Percentage of flagged data per H2O profile

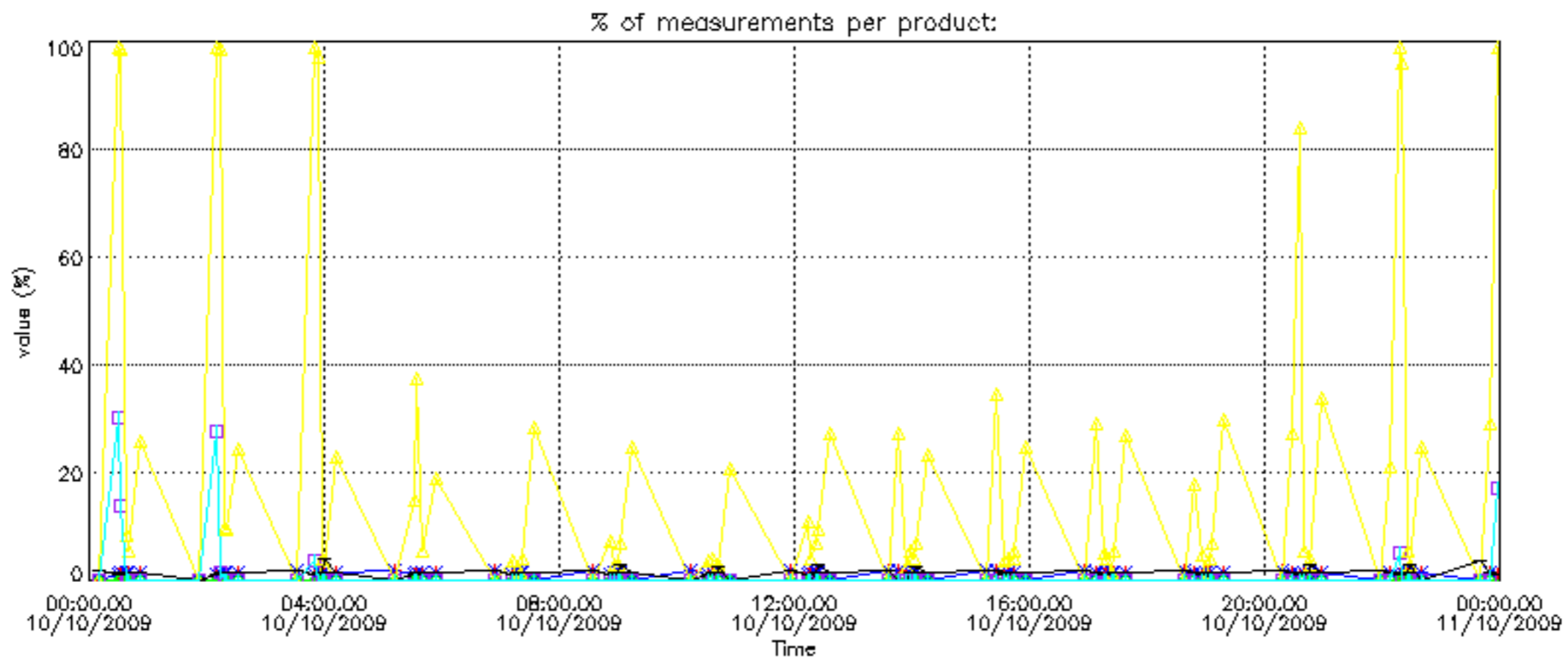
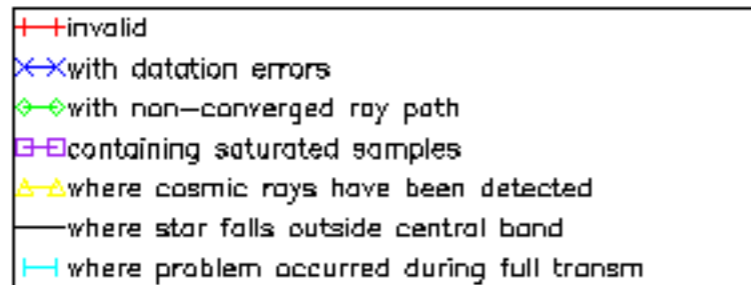


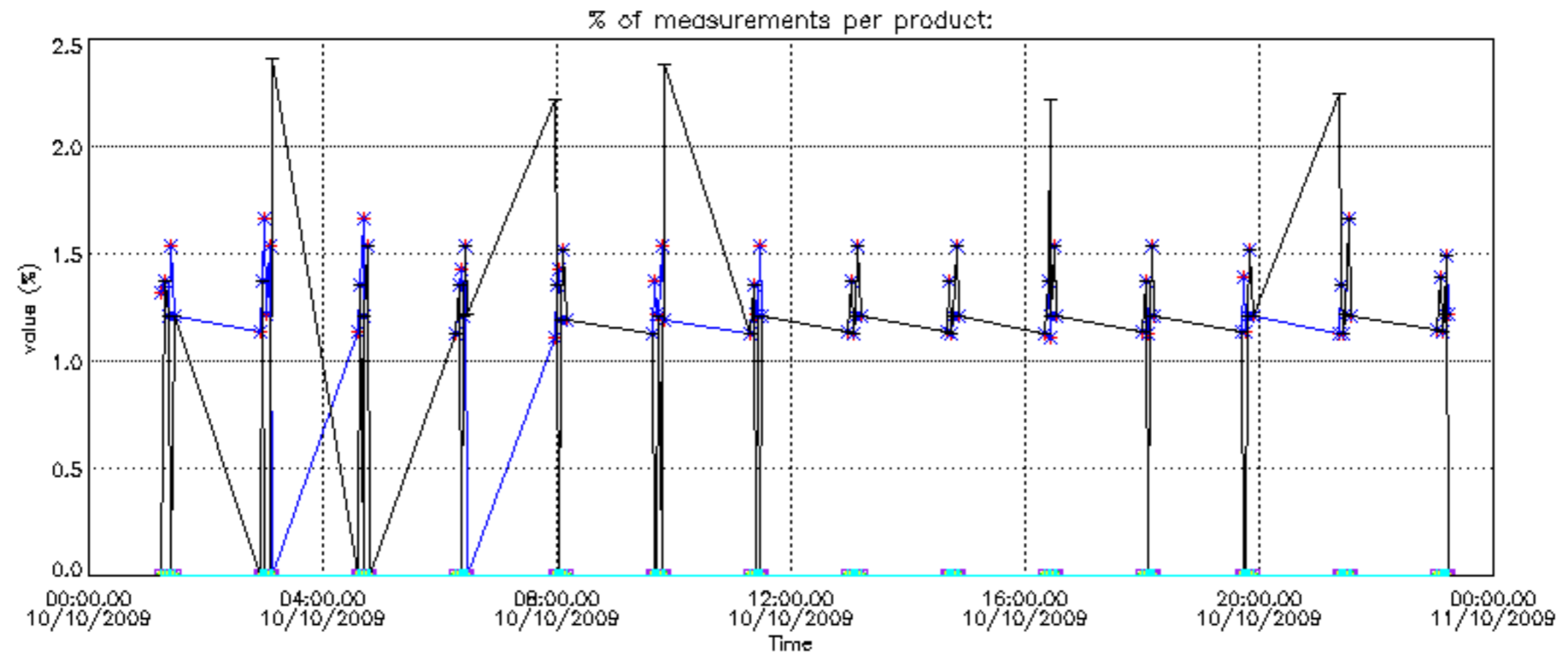
Percentage of flagged data per NO2 profile



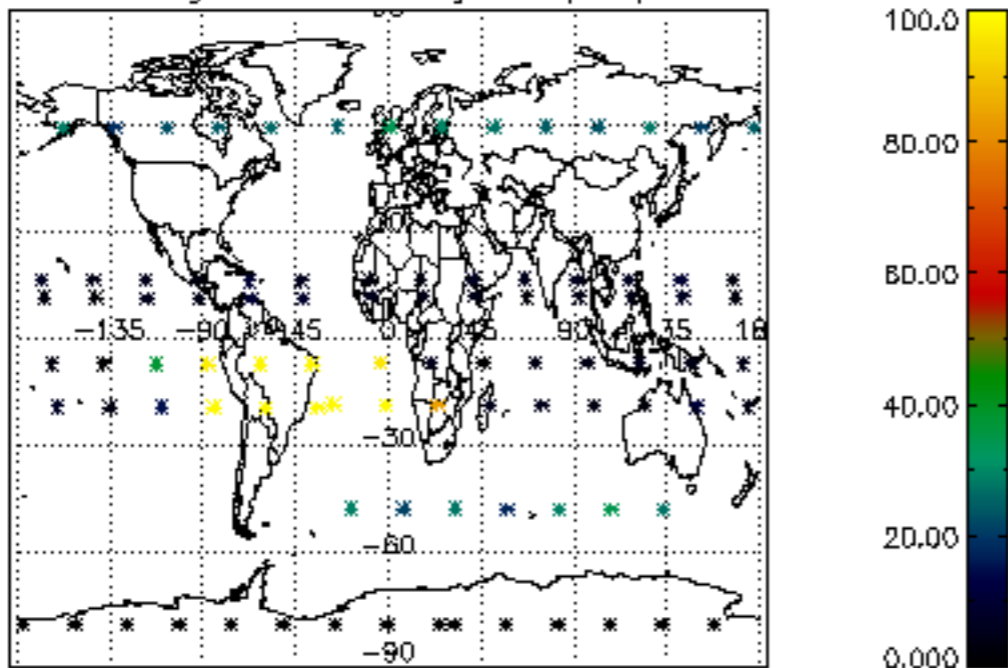
Percentage of flagged data per NO3 profile



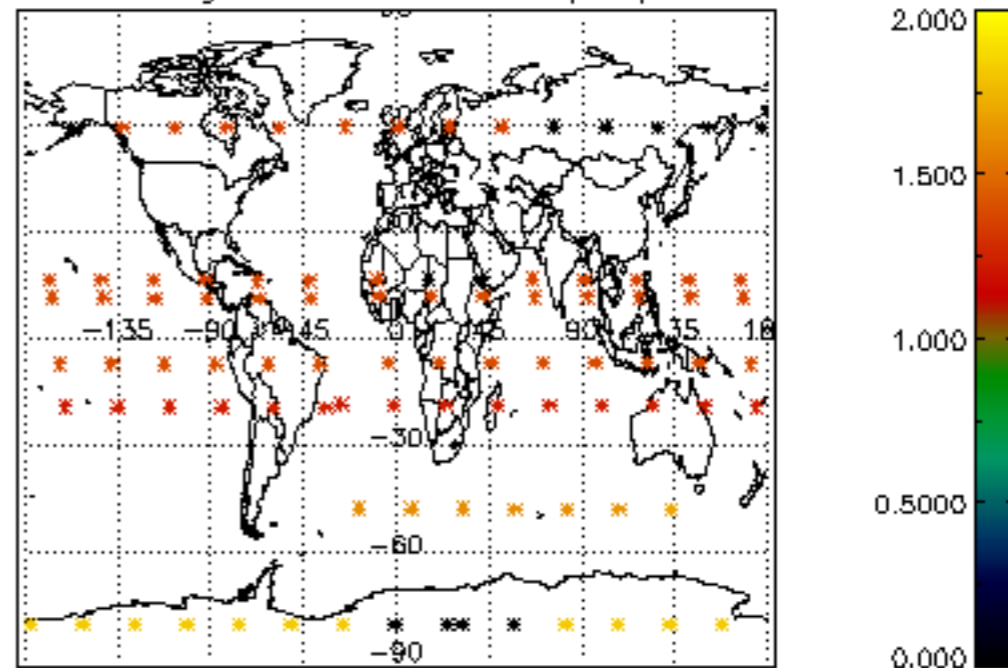




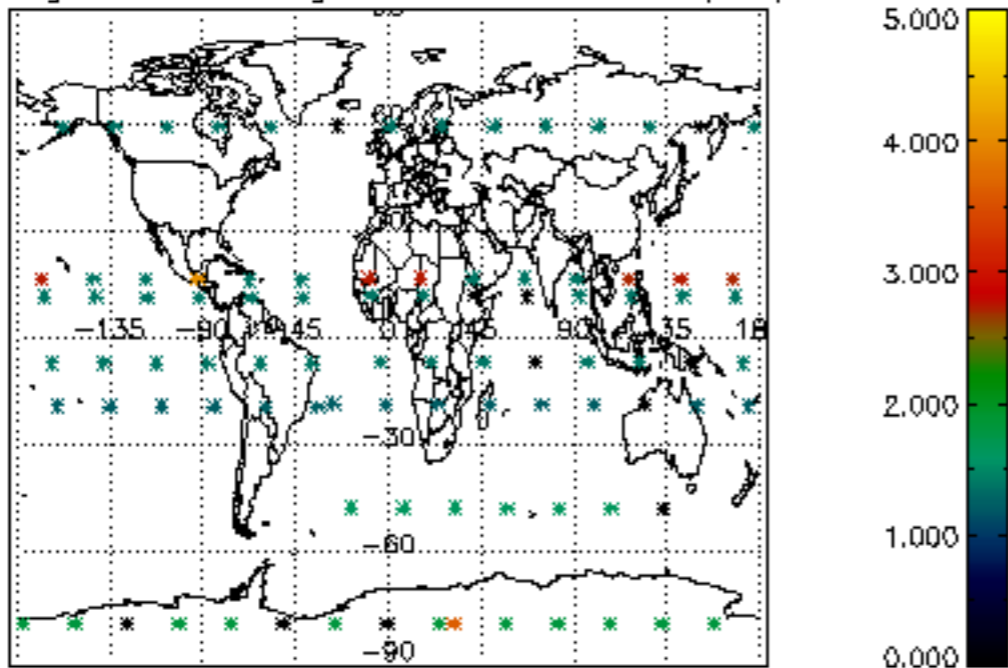
Percentage of cosmic ray hits per profile



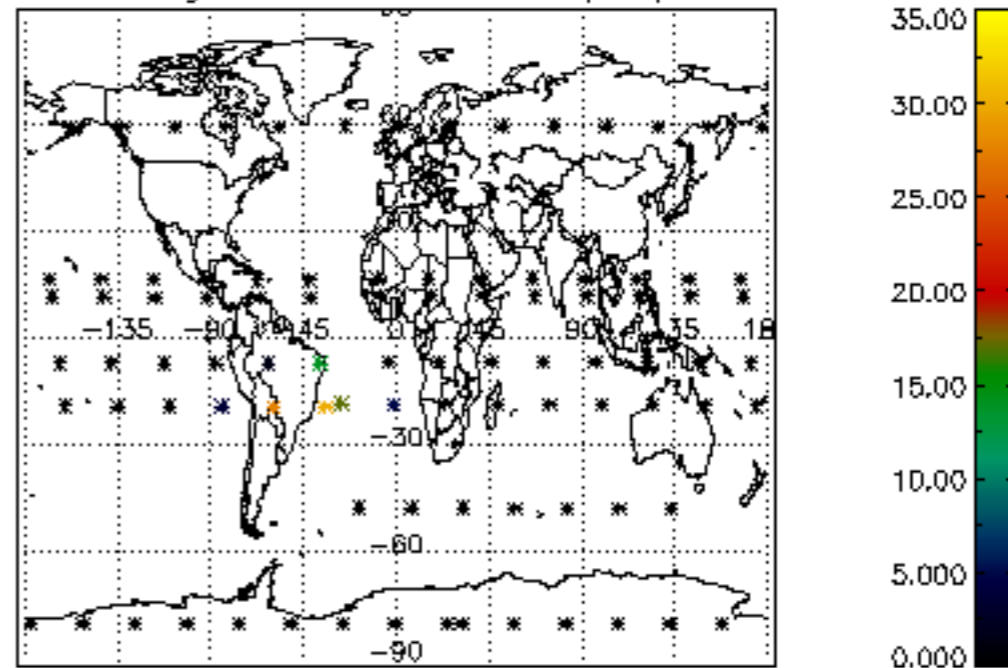
Percentage of datation errors per profile



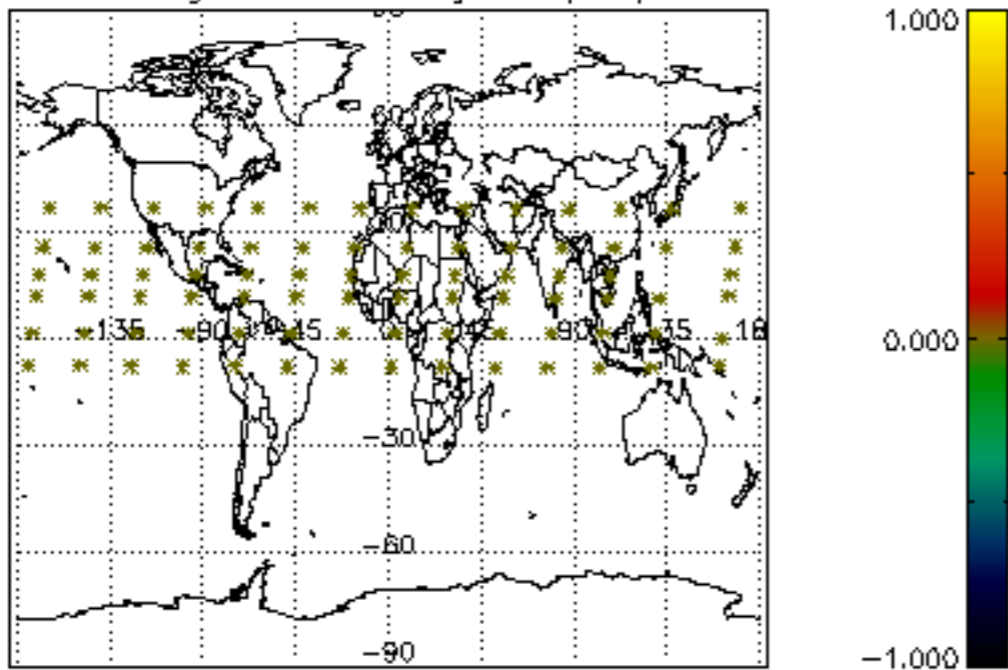
Percentage of star falling outside central band per profile



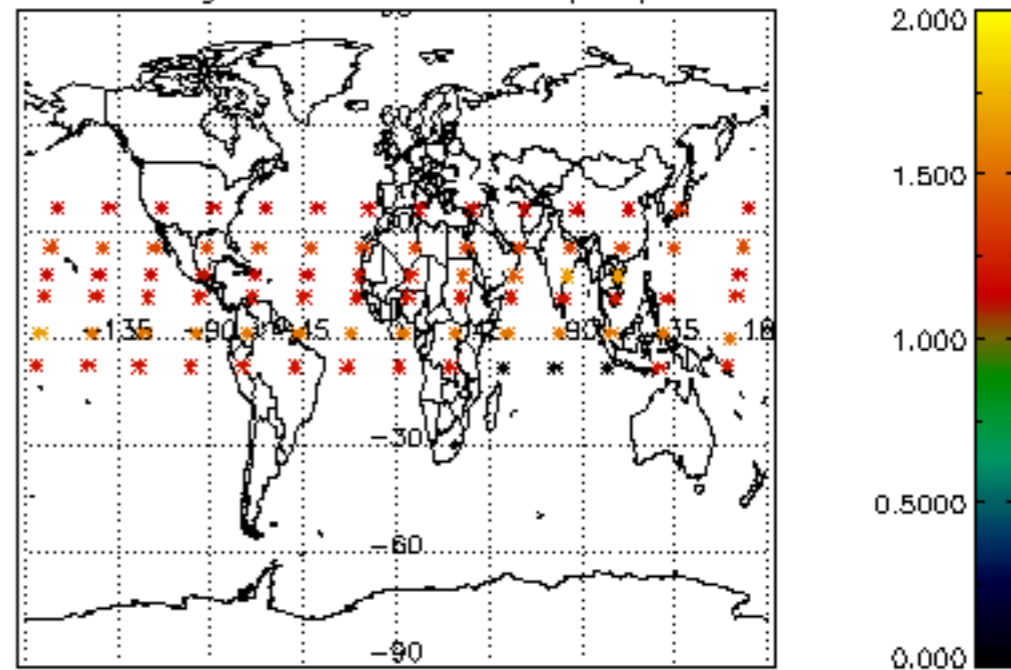
Percentage of saturation errors per profile



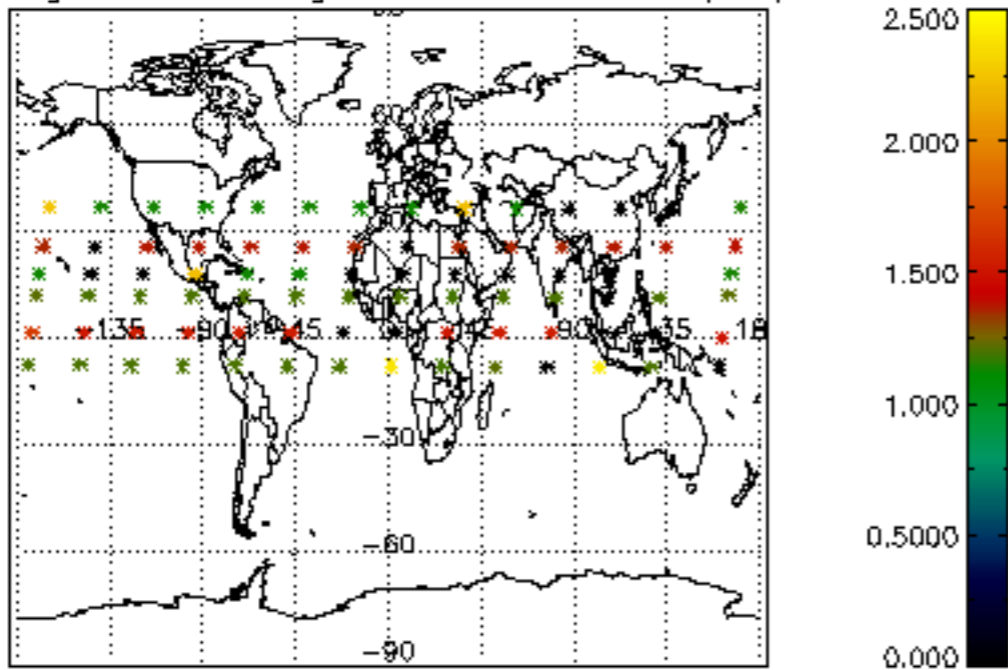
Percentage of cosmic ray hits per profile



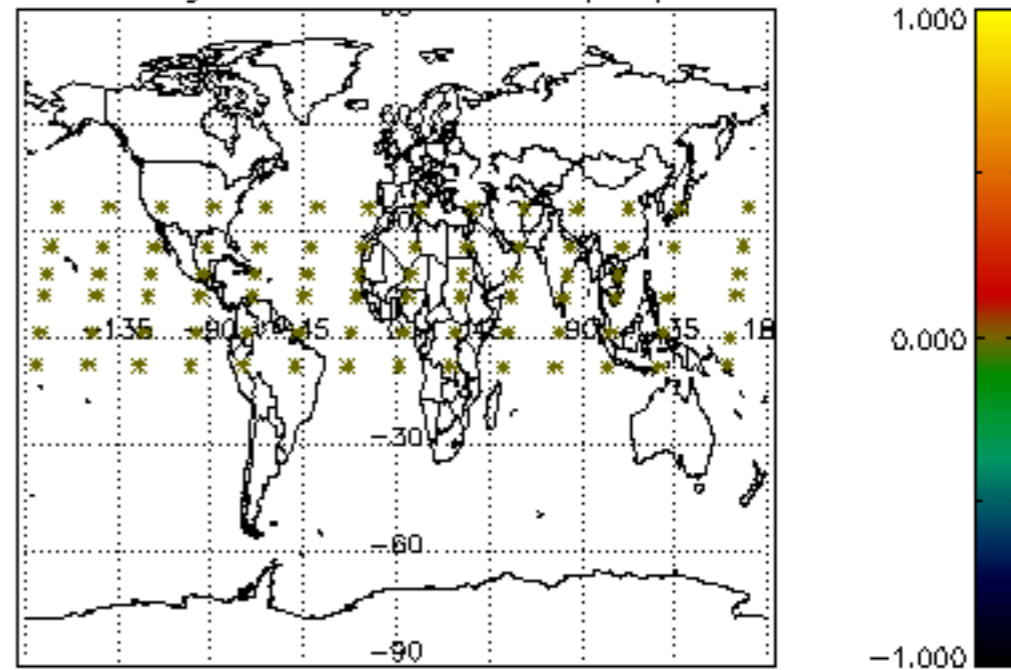
Percentage of datation errors per profile

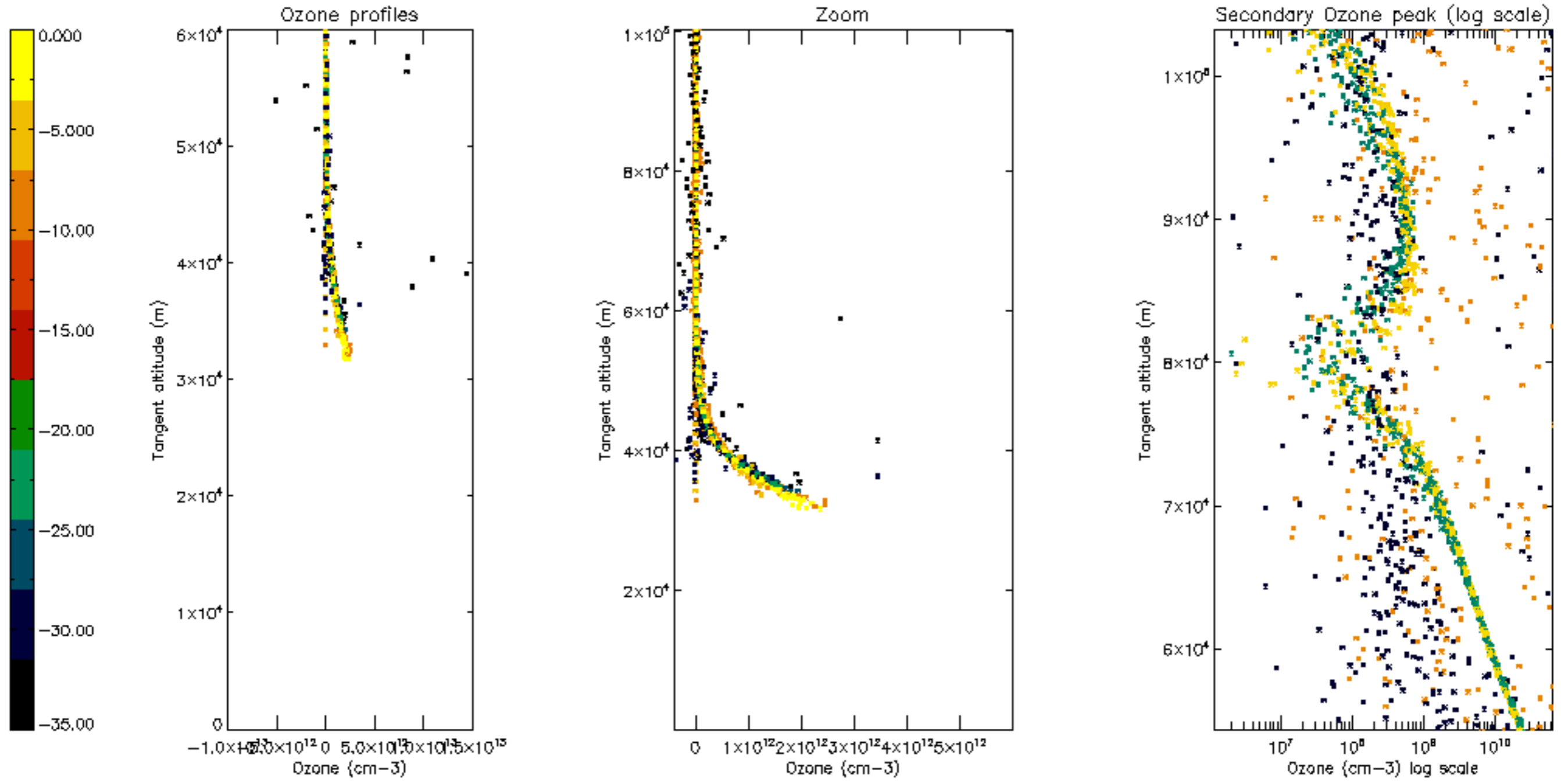


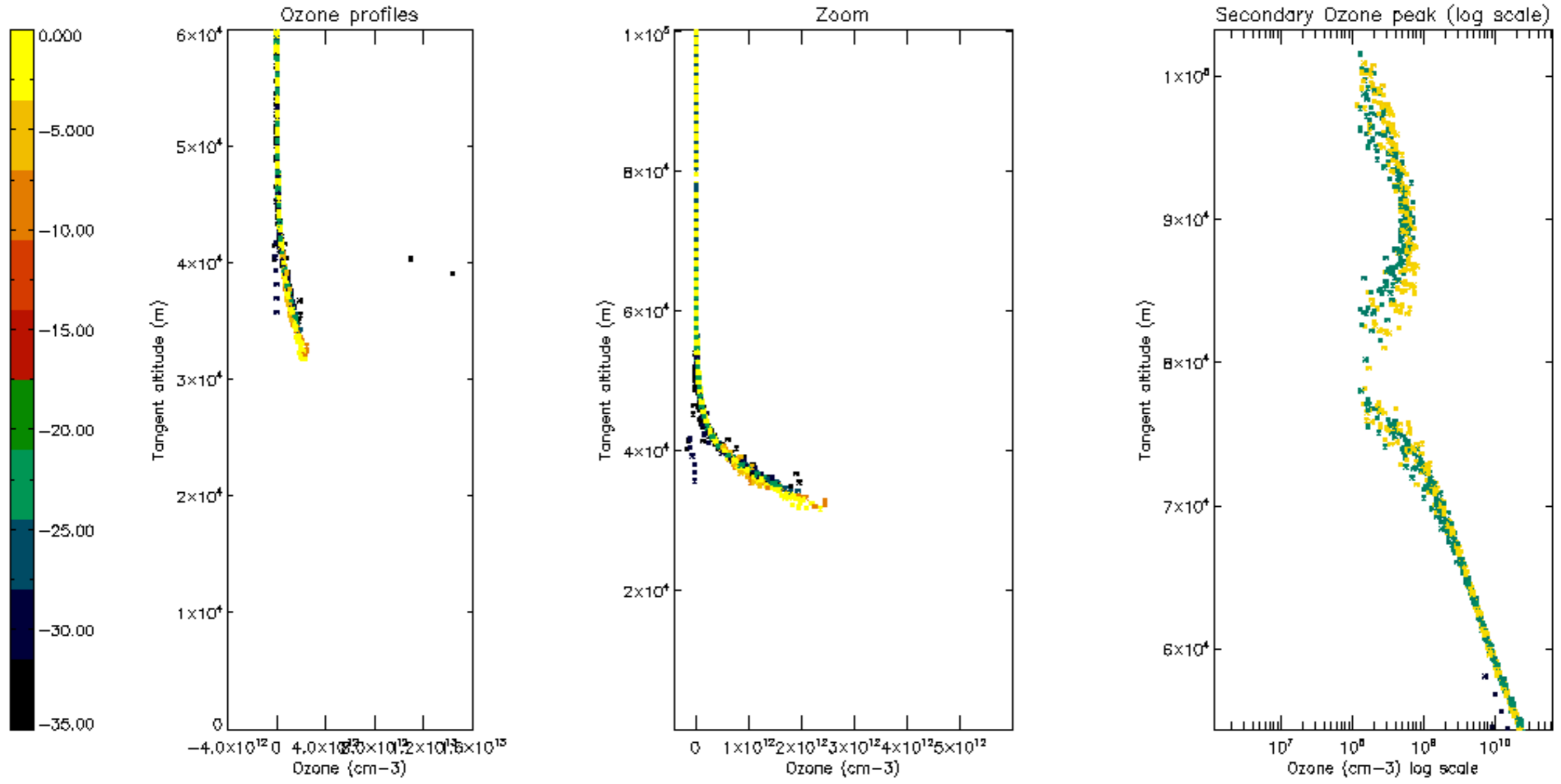
Percentage of star falling outside central band per profile

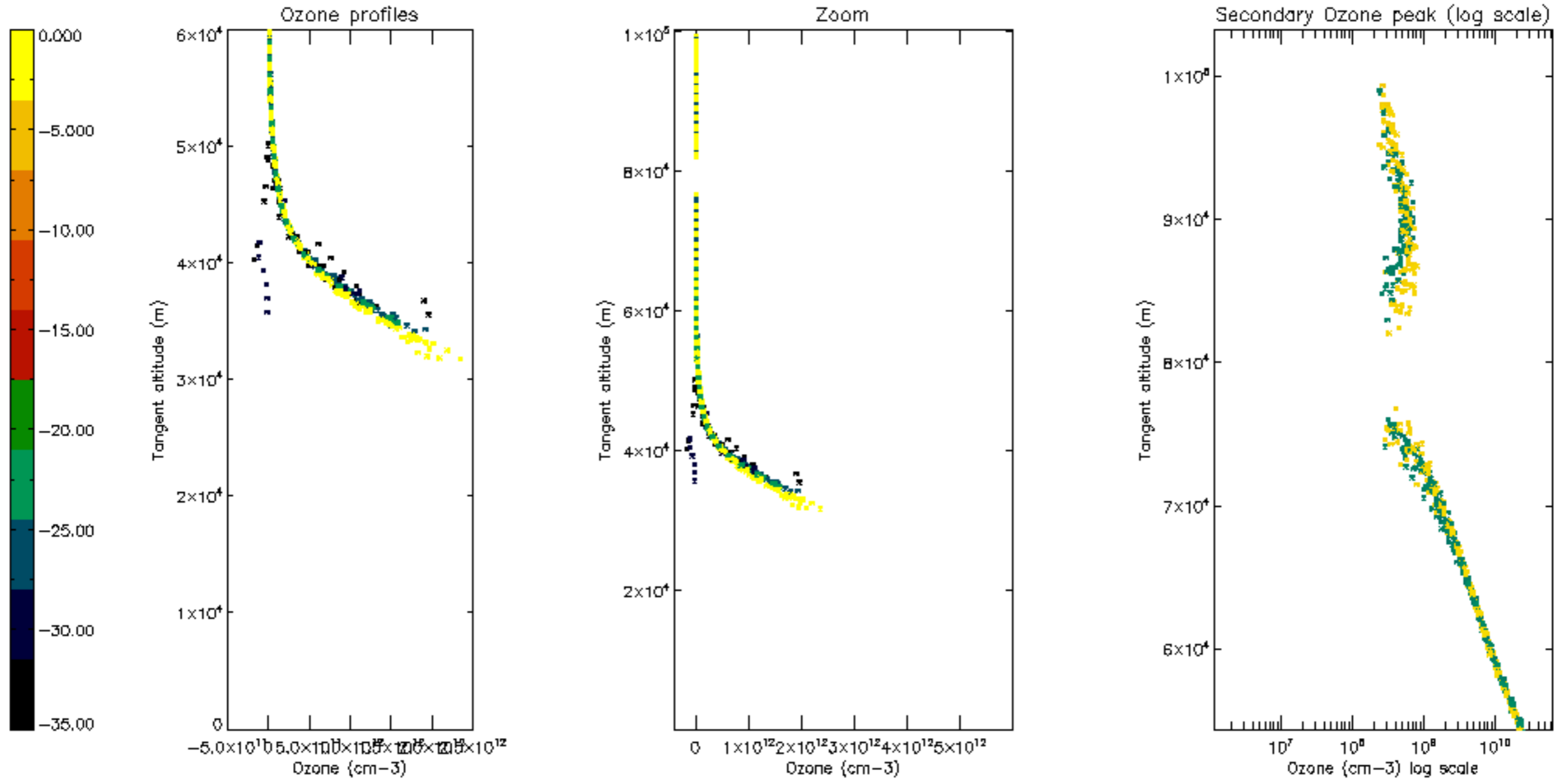


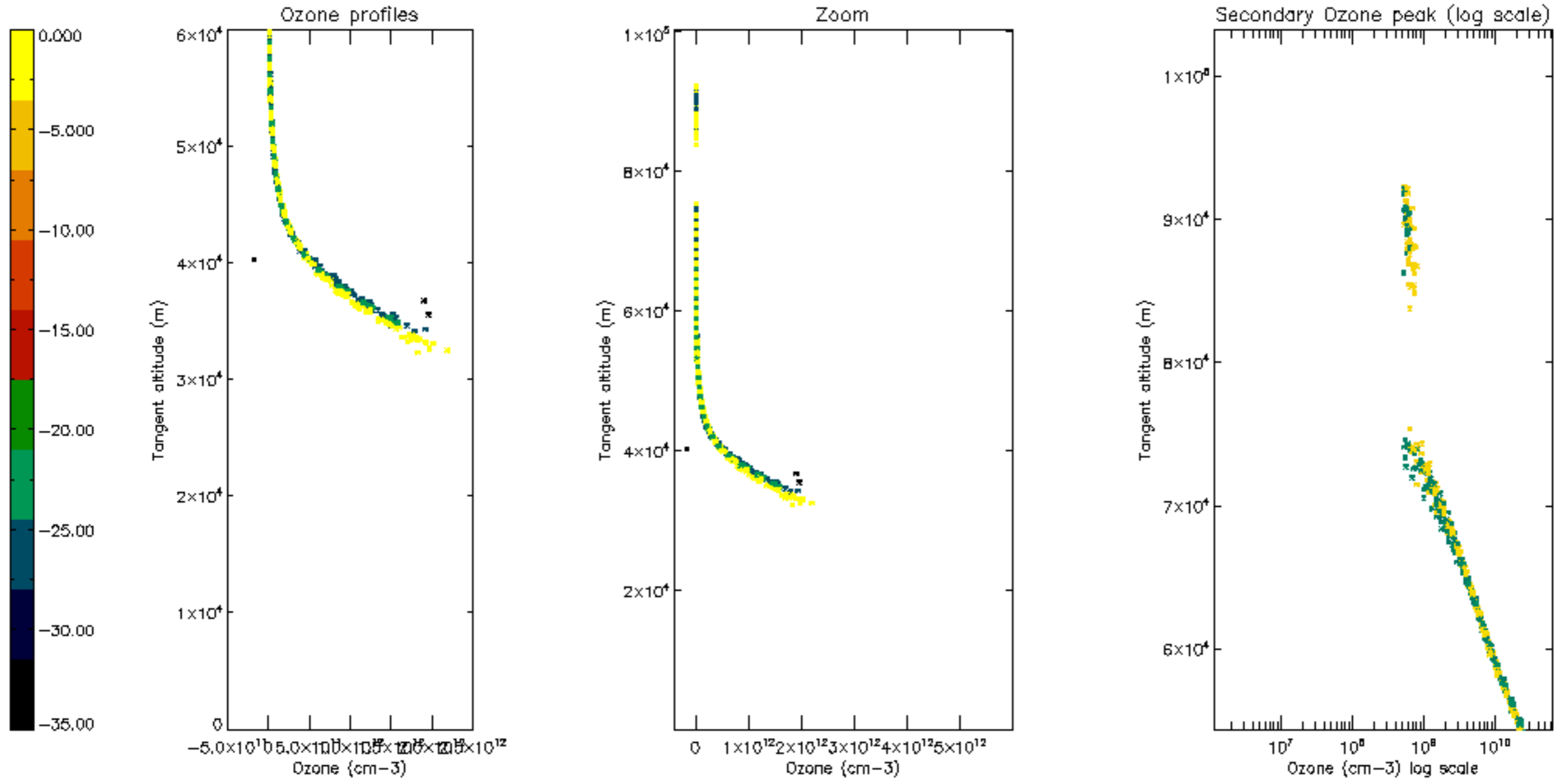
Percentage of saturation errors per profile

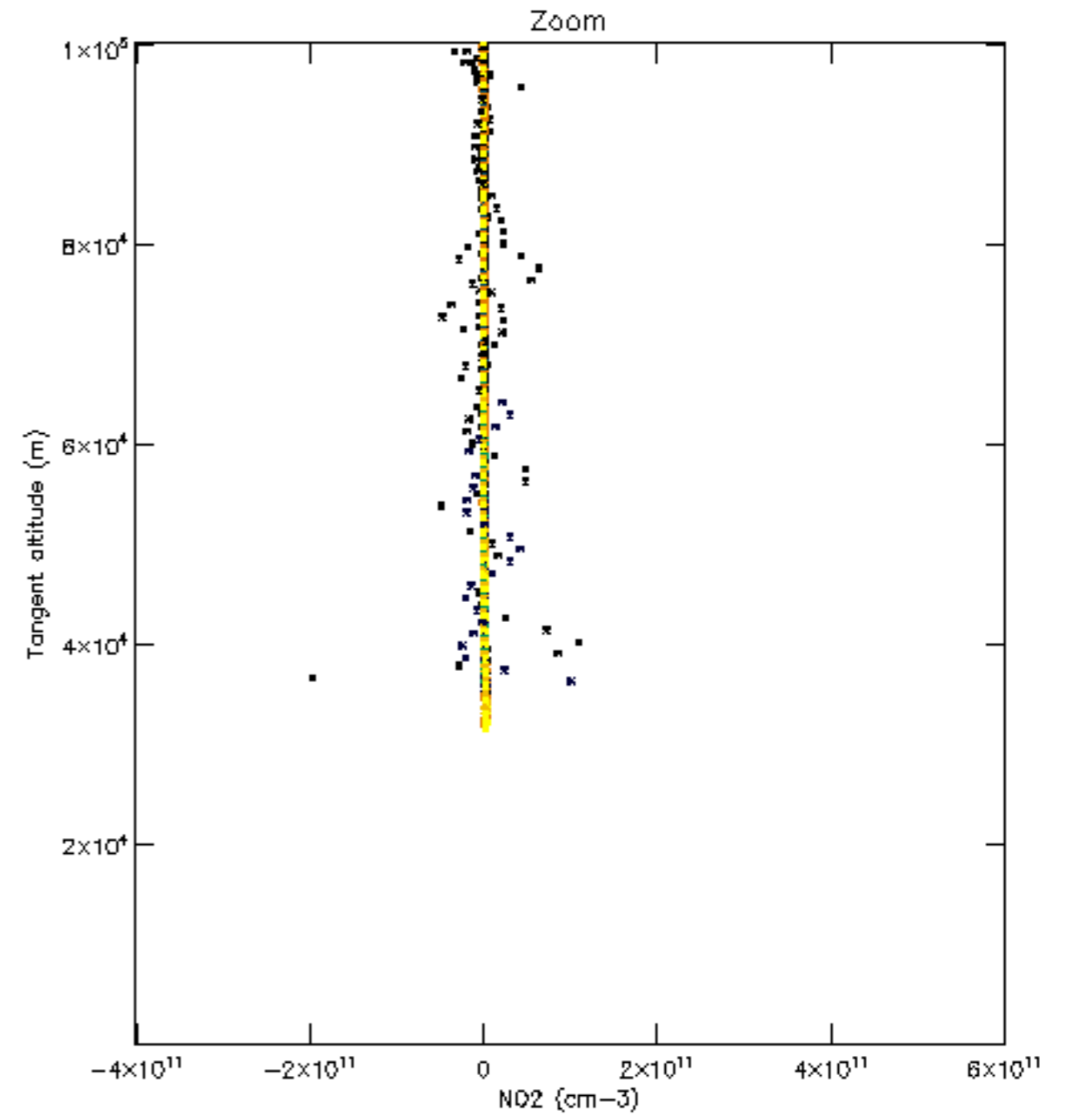
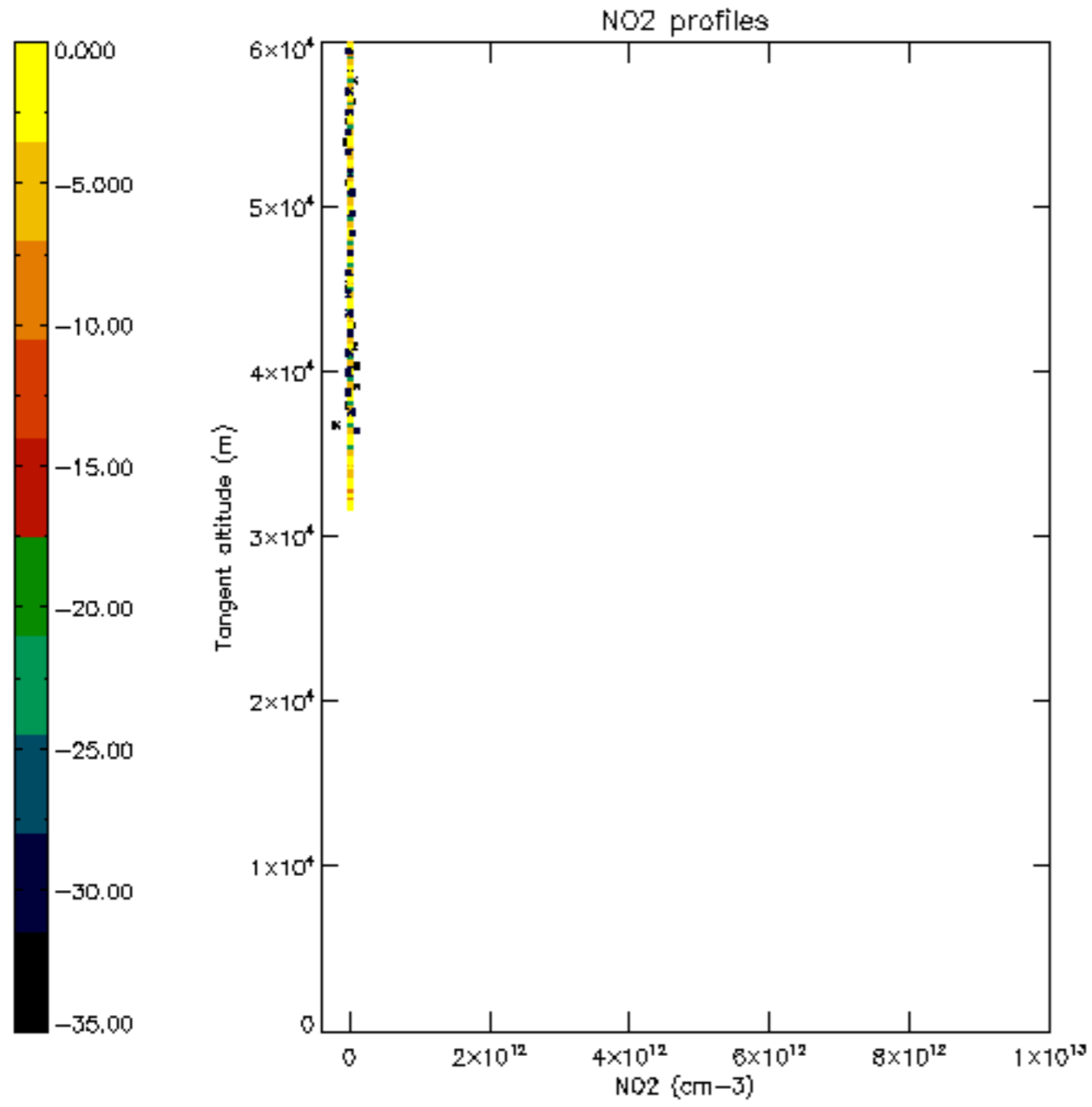


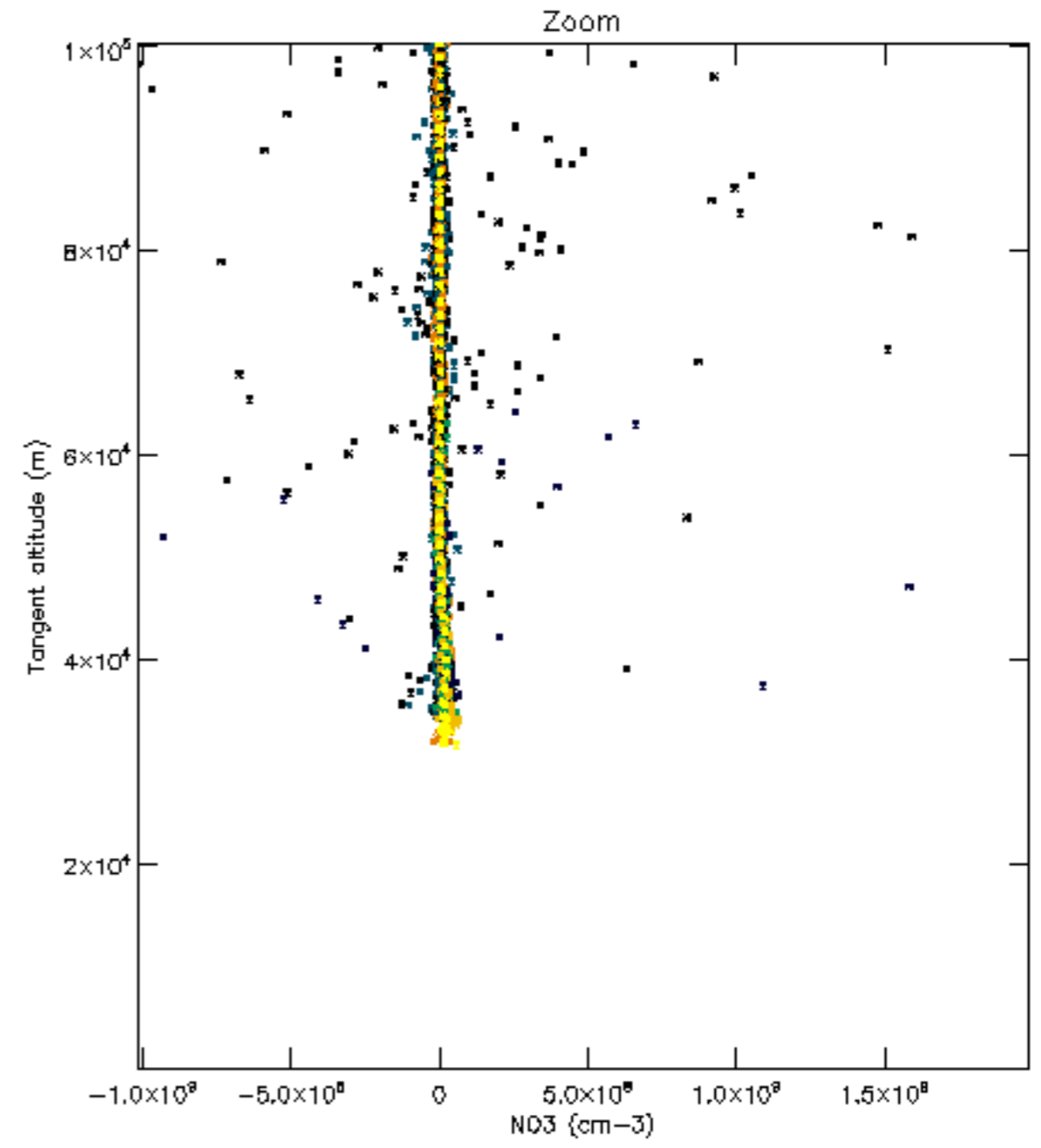
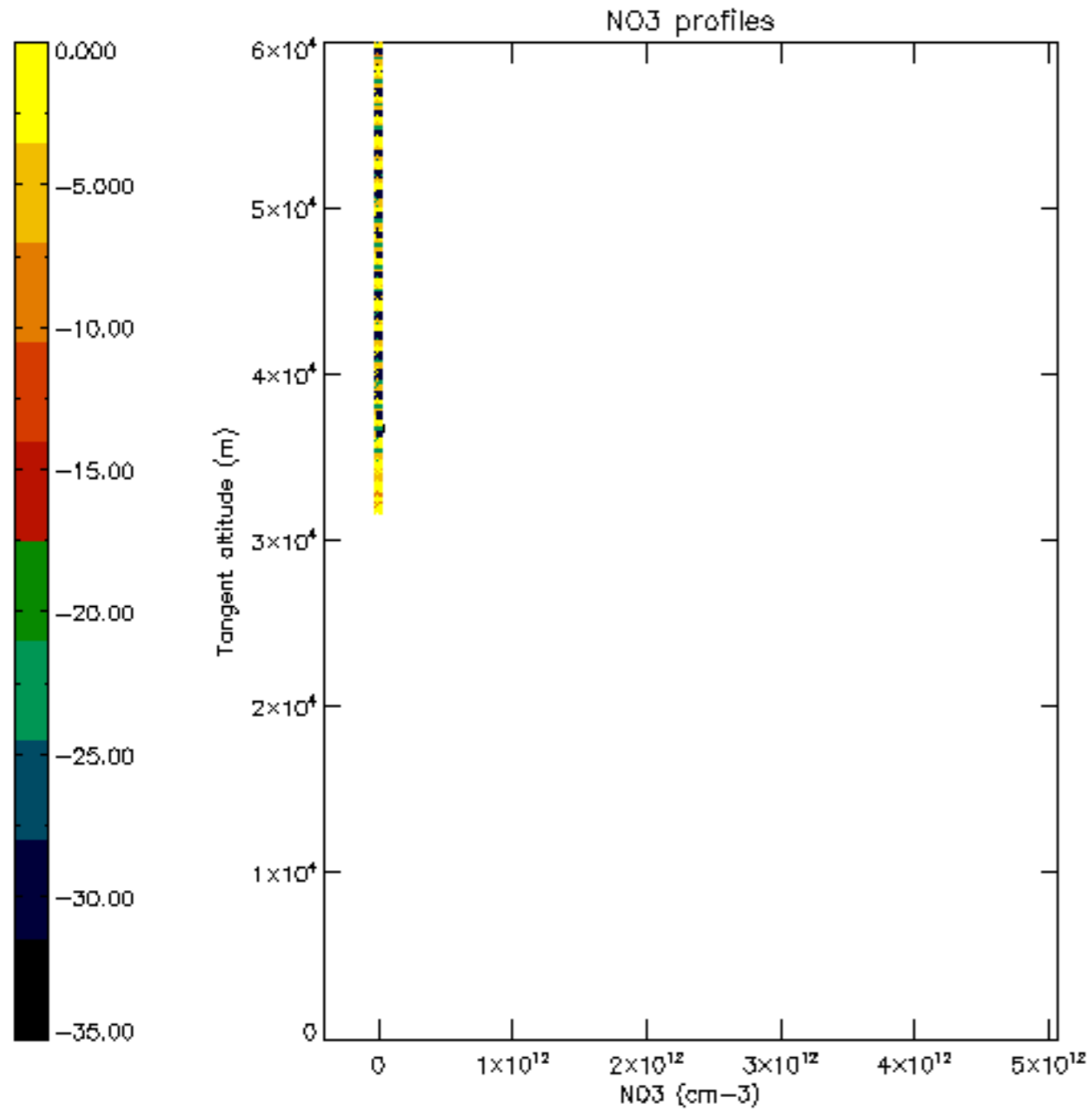


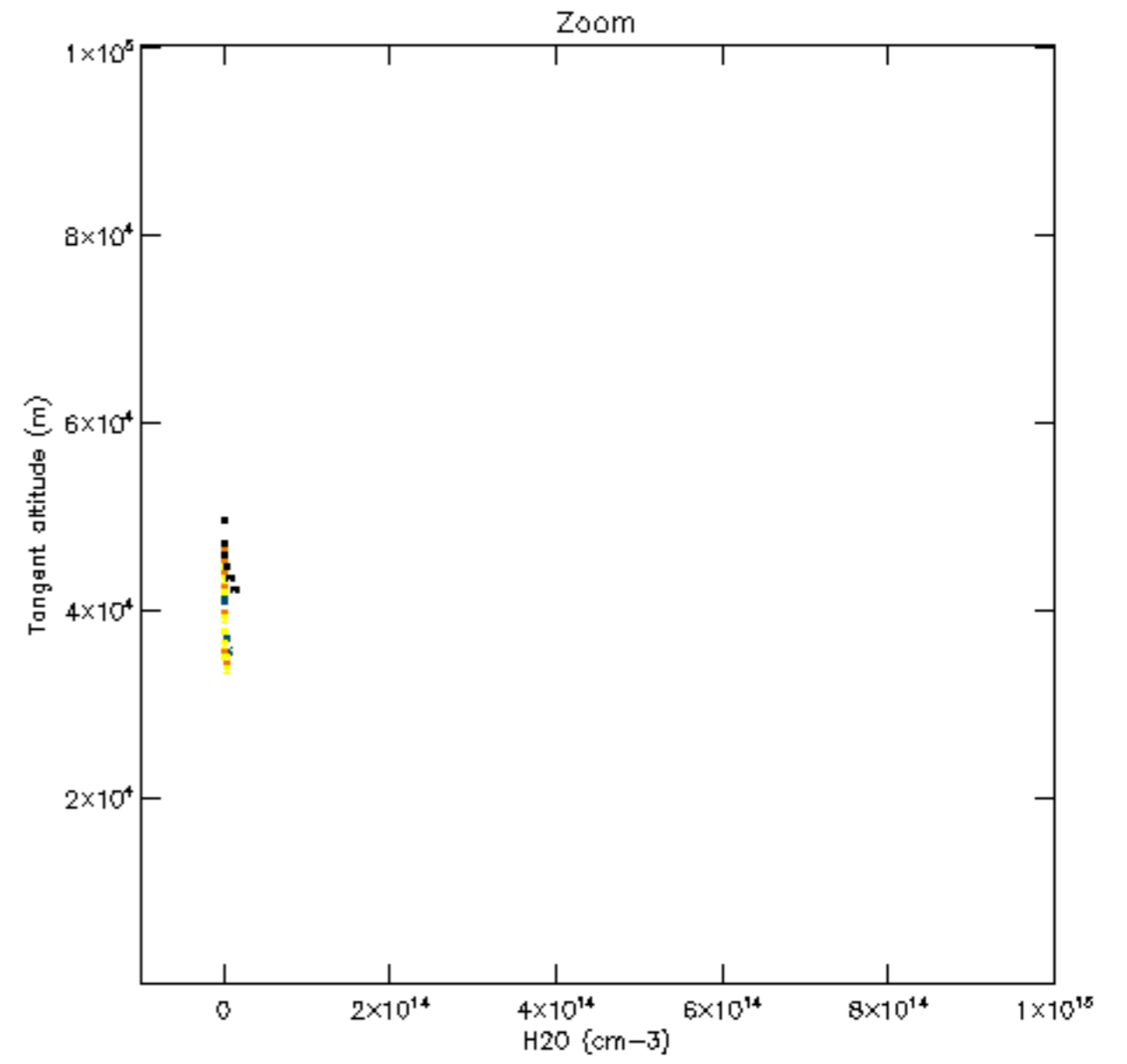
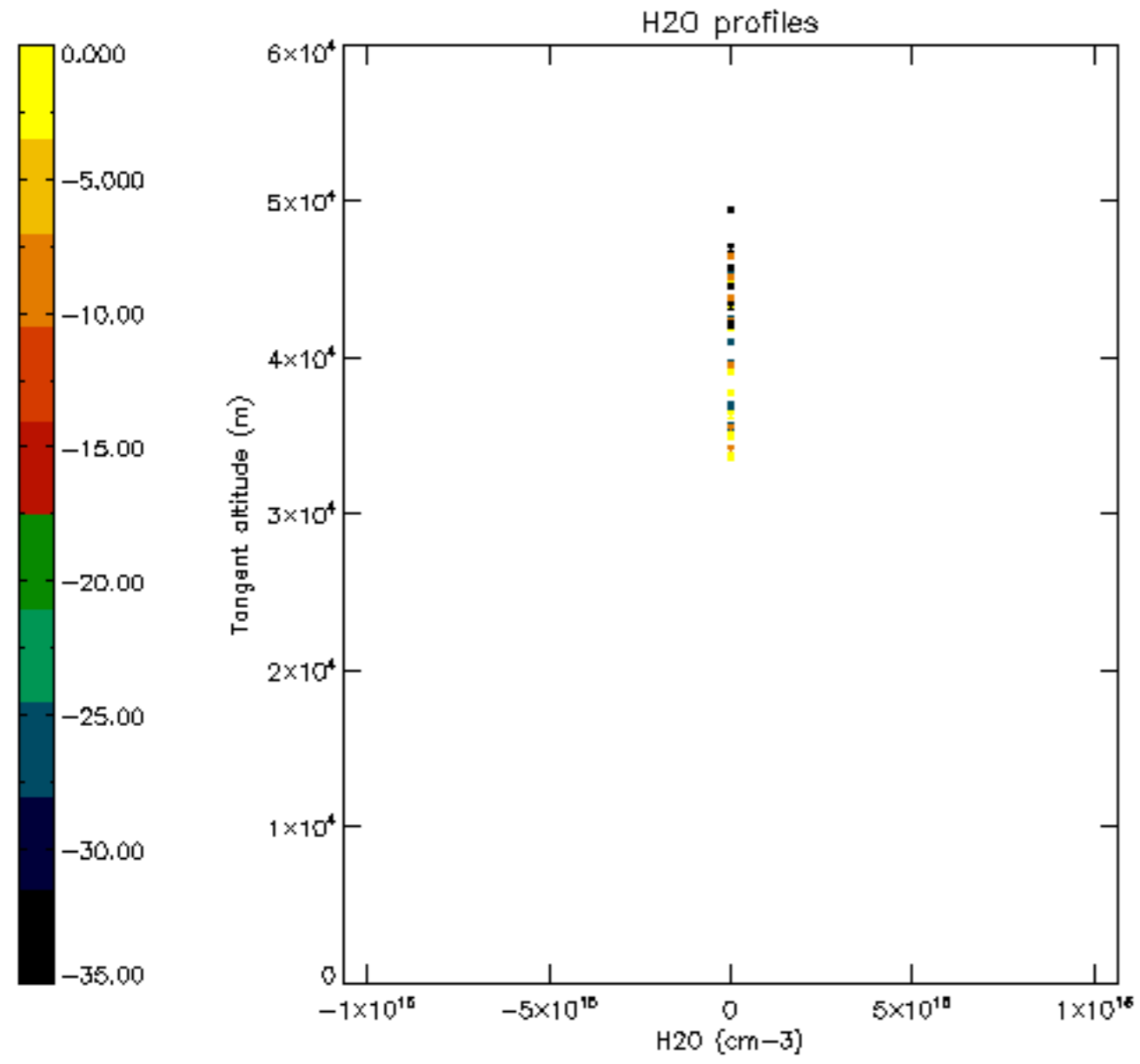


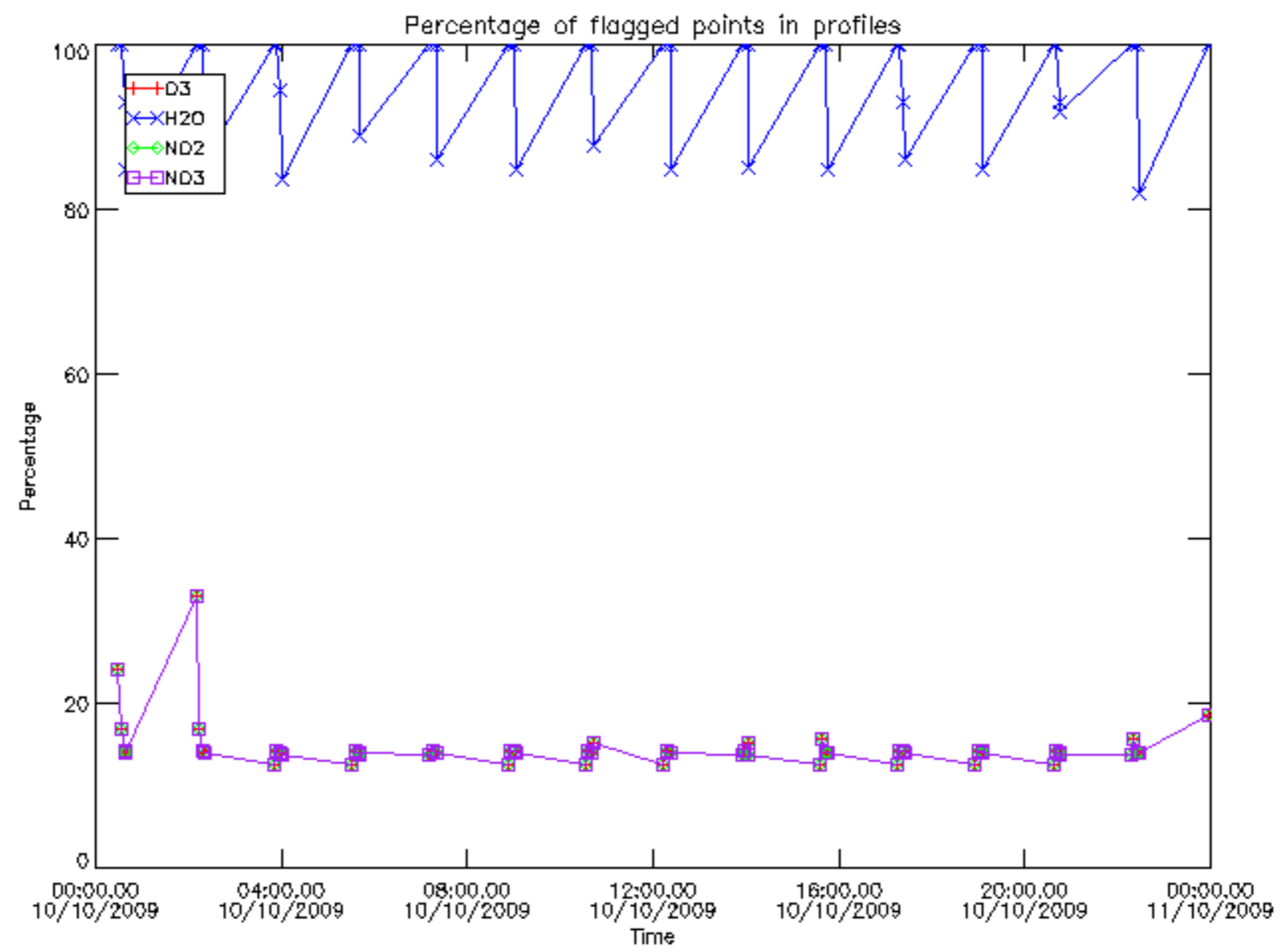




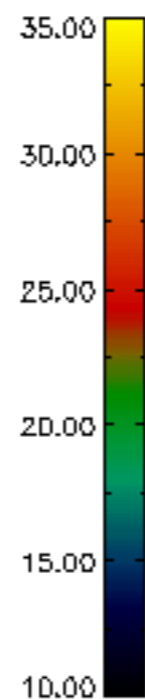
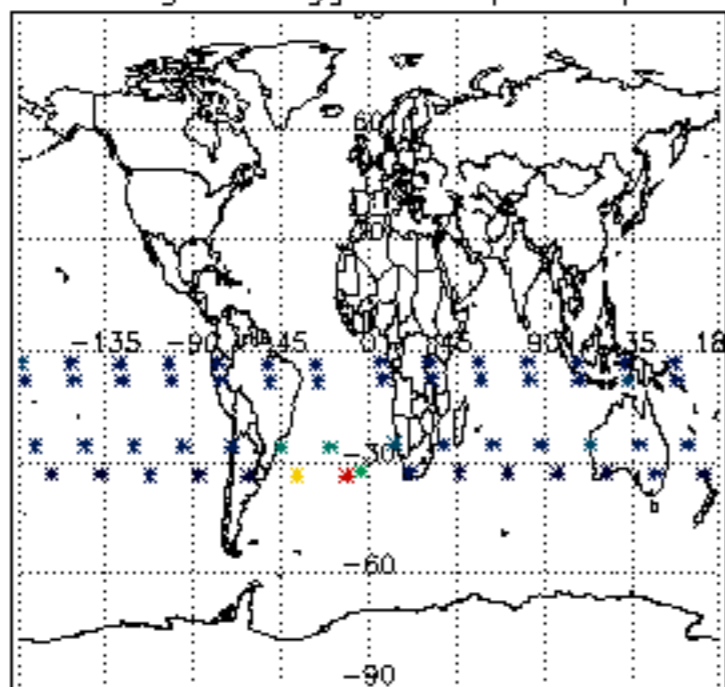




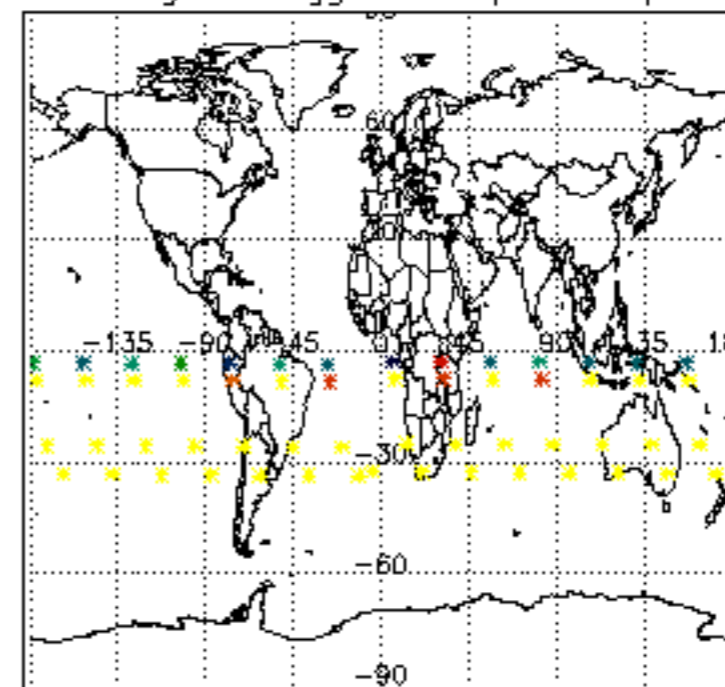




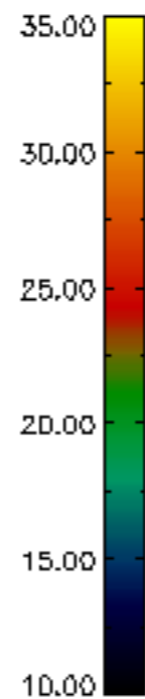
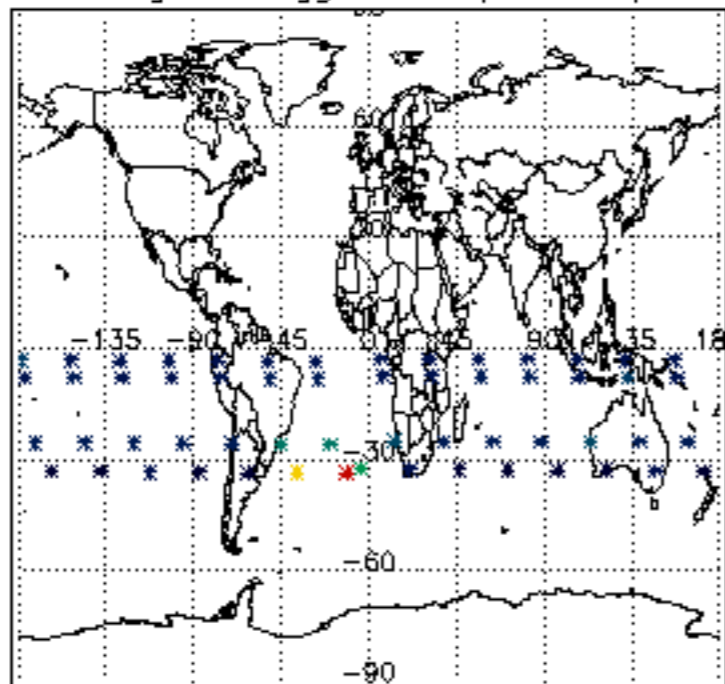
Percentage of flagged data per D3 profile



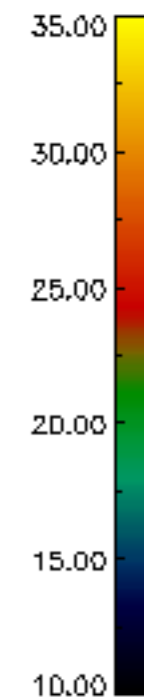
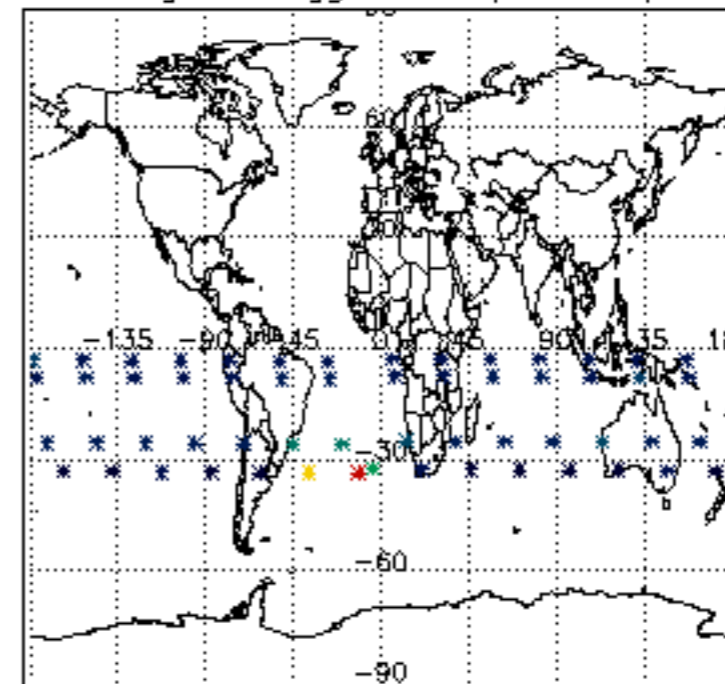
Percentage of flagged data per H2O profile

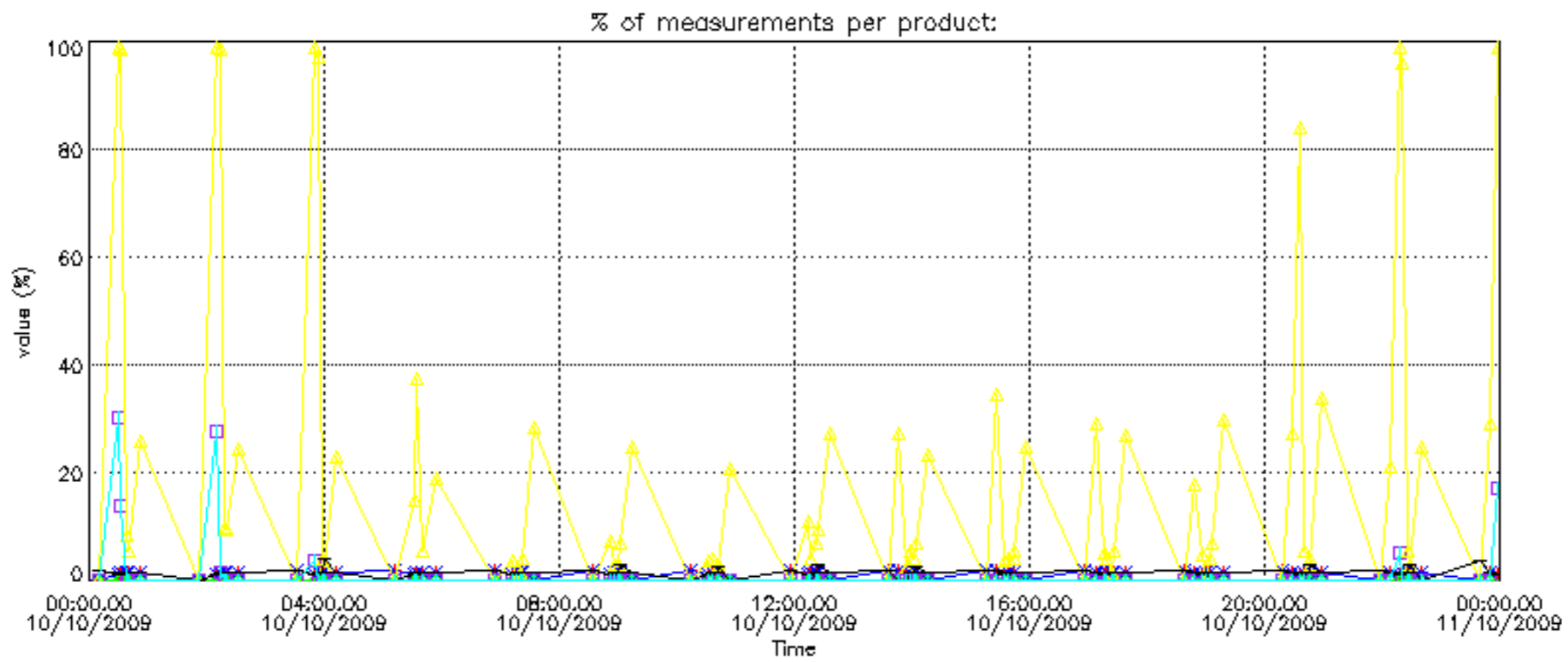
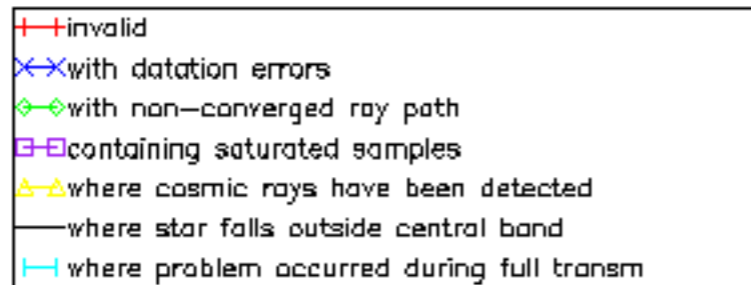


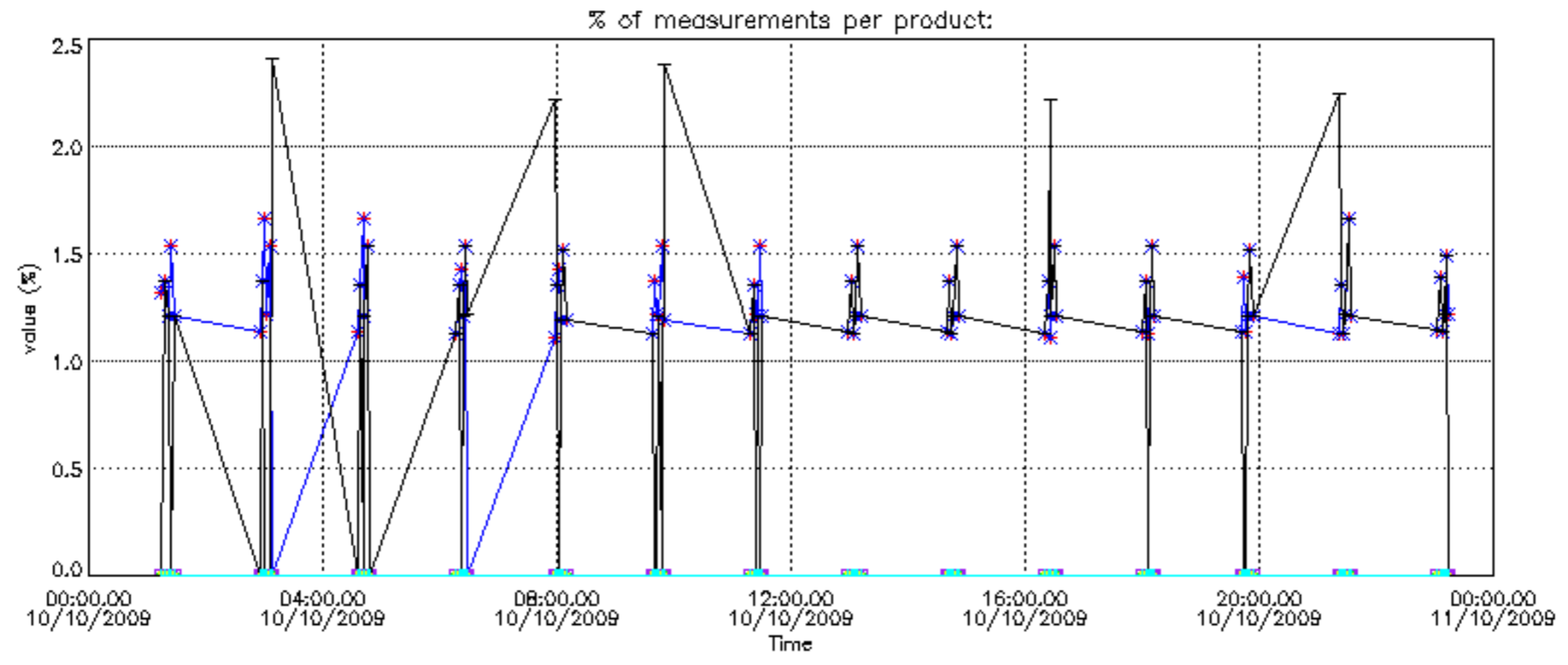
Percentage of flagged data per NO2 profile



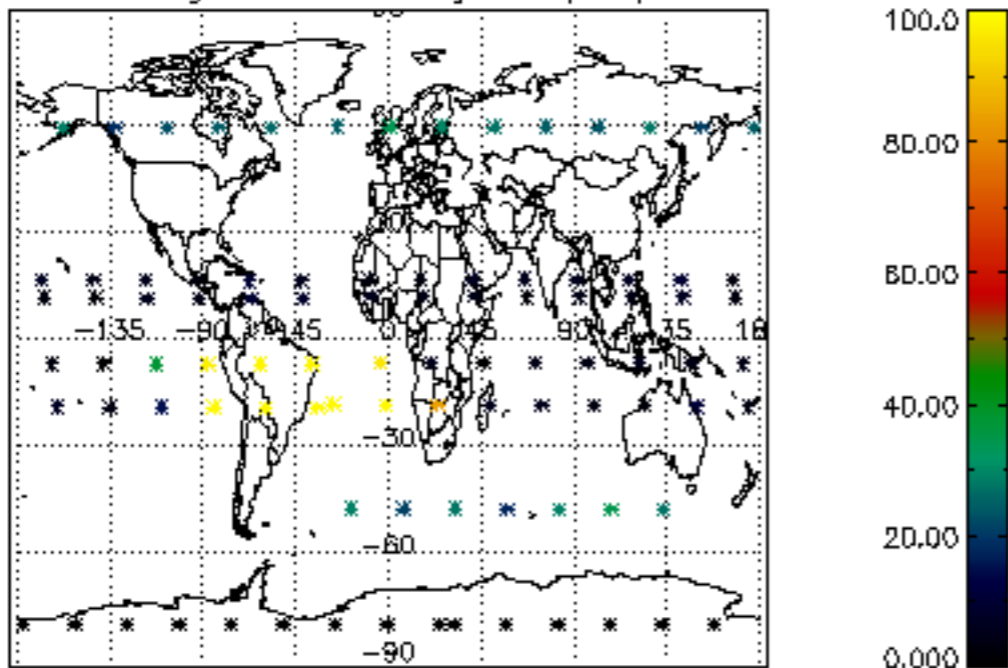
Percentage of flagged data per NO3 profile



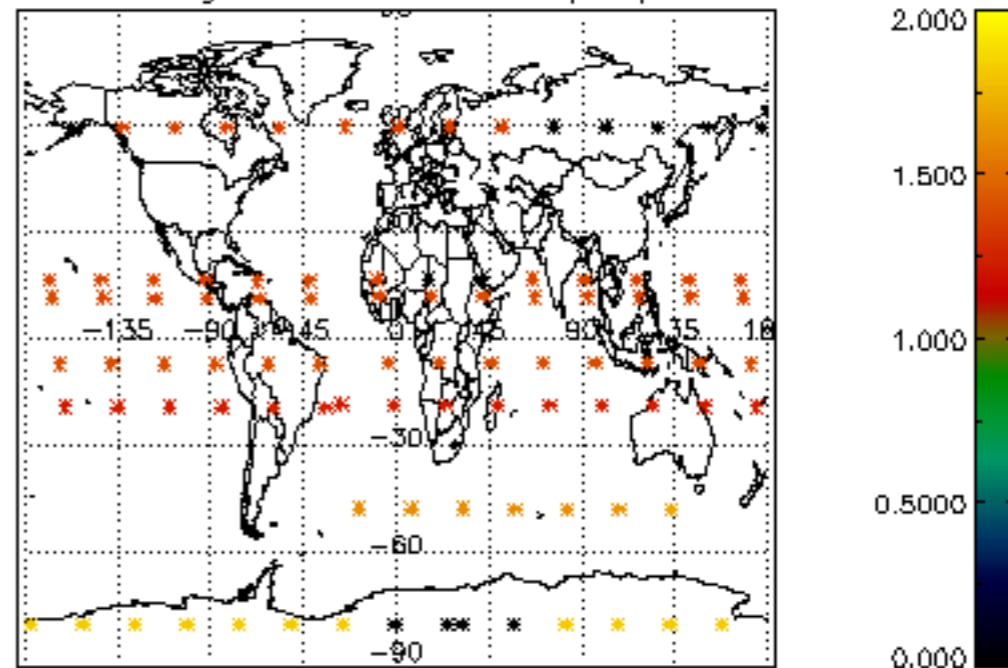




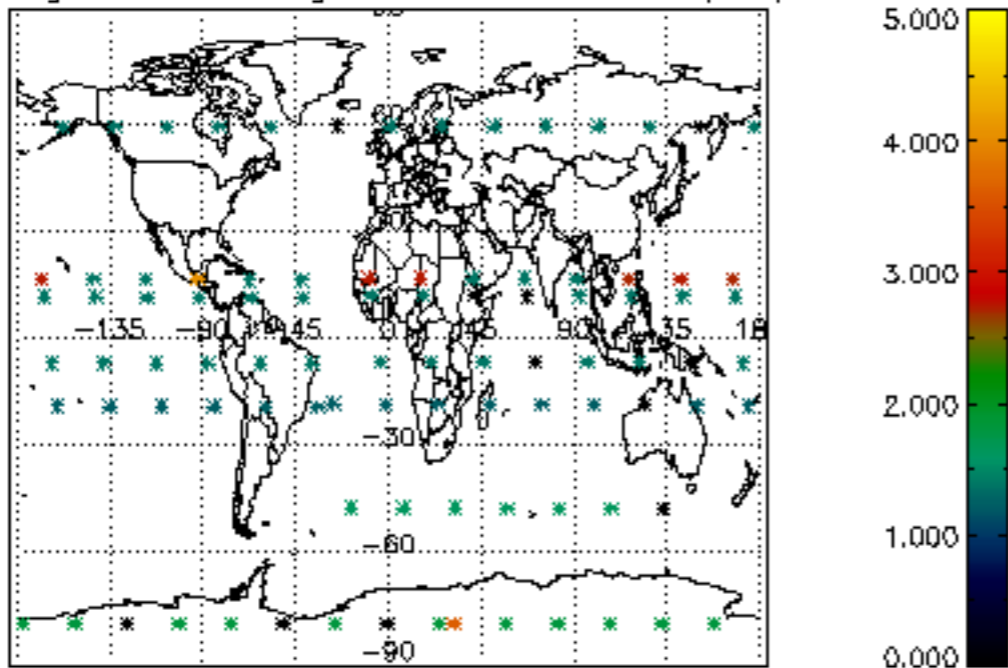
Percentage of cosmic ray hits per profile



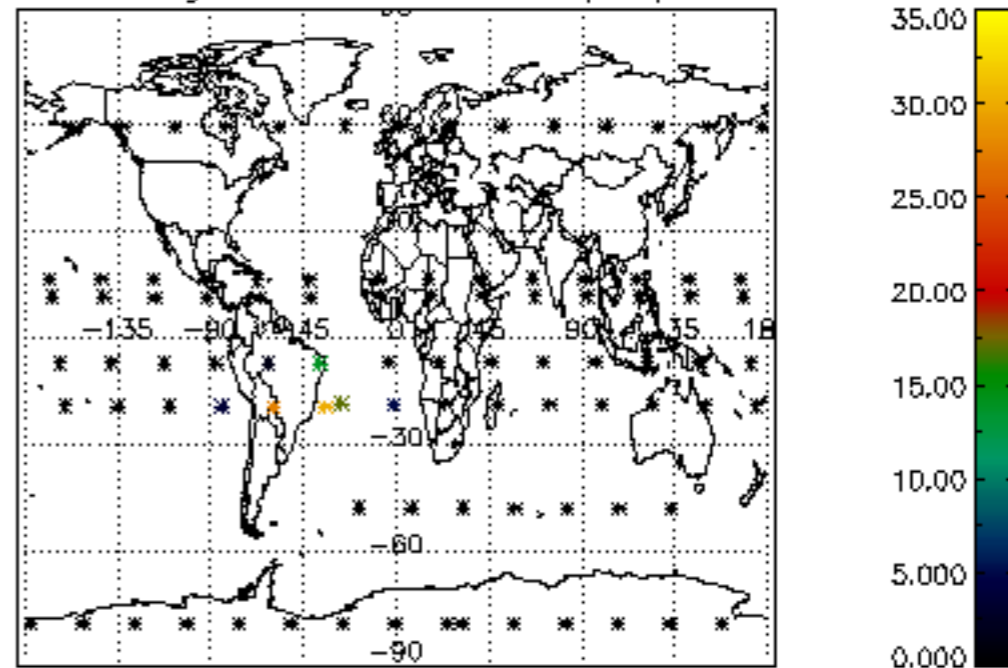
Percentage of datation errors per profile



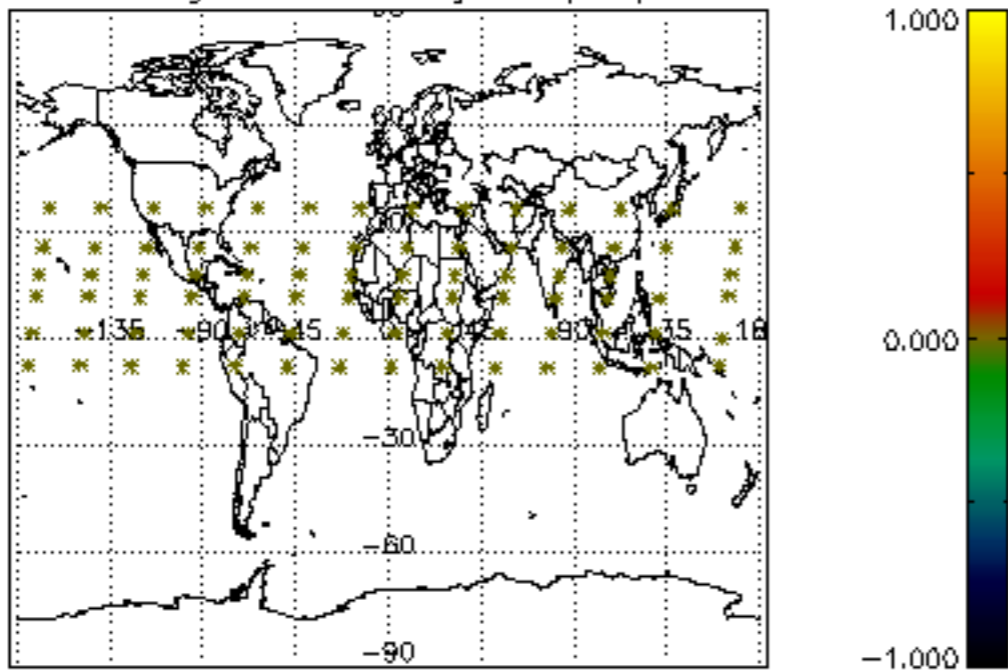
Percentage of star falling outside central band per profile



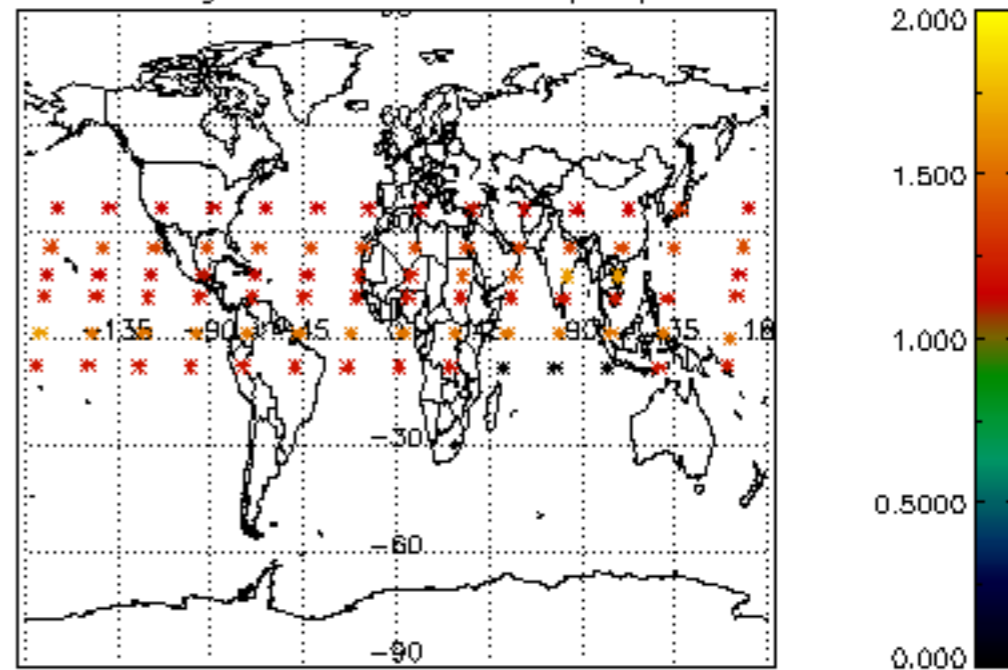
Percentage of saturation errors per profile



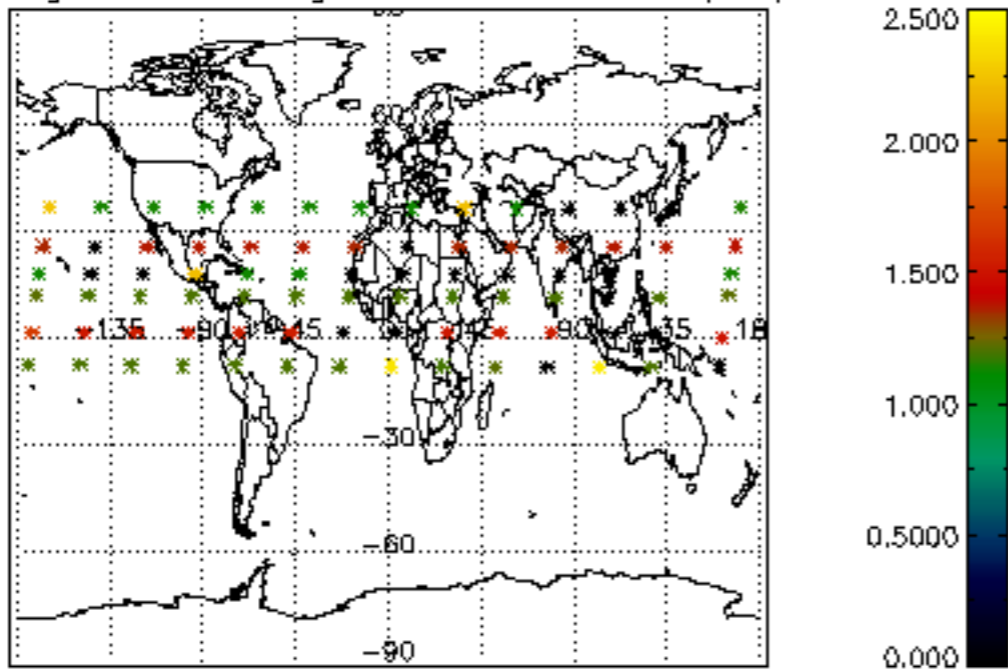
Percentage of cosmic ray hits per profile



Percentage of datation errors per profile



Percentage of star falling outside central band per profile



Percentage of saturation errors per profile

