

# GOMOS Level 2 Daily Report

## SUMMARY

### [1. General Info](#)

### [2. Summary of processed GOM\\_NL\\_2P products](#)

### [3. Level 2 Quality information per product](#)

#### [3.1 Plot of level 2 quality information per product \(time dependant\)](#)

#### [3.2 Plot of level 2 quality information per product \(world map\)](#)

### [4. Level 1 Quality information per product \(stored on level 2 products\)](#)

#### [4.1 Plot of level 1 quality information per product \(time dependant\)](#)

##### [4.1.1 Plot of level 1 quality information per product \(time dependant\): ASCENDING](#)

##### [4.1.2 Plot of level 1 quality information per product \(time dependant\): DESCENDING](#)

#### [4.2 Plot of level 1 quality information per product \(world map\)](#)

##### [4.2.1 Plot of level 1 quality information per product \(world map\): ASCENDING](#)

##### [4.2.2 Plot of level 1 quality information per product \(world map\): DESCENDING](#)

### [5. Ozone profiles based on quality statistics and other trace gas profiles](#)

#### [5.1 Ozone statistics based on quality of products](#)

#### [5.2 Plot ozone profiles for all STD \(dark without errors\)](#)

#### [5.3 Plot ozone profiles where STD < 20% \(dark without errors\)](#)

#### [5.4. Plot ozone profiles where STD < 10% \(dark without errors\)](#)

#### [5.5. Plot ozone profiles where STD < 5% \(dark without errors\)](#)

#### [5.6 Plot NO2 profiles for all STD \(dark without errors\)](#)

#### [5.7 Plot NO3 profiles for all STD \(dark without errors\)](#)

#### [5.8 Plot H2O profiles \(only for occultations of stars 1,2,3,4,13,14,16,26,63 dark without errors\) for all STD](#)

### [6. Auxiliary Data Files used for the production reported in section 2](#)

This report presents the daily analysis on parameters extracted from GOMOS level 2 data (GOM\_NL\_\_2P).  
 It is intended to monitor some important parameters that will impact the quality of these products.  
 A list of level 2 products (and content) that have arrived during the reporting day to the PCF is also given.

Item	Value
Time of report generation	26APR2013 13:04:48
Data source version	GOMOS/6.01
Start time of products	04-10-2009 (04OCT2009 00:00:00)
Stop time of products	05-10-2009 (05OCT2009 00:00:00)
Store outputs in DB	Yes
Nb of level 2 prods	170
Nb of prods with errors	0

## 2. Summary of processed GOM\_NL\_\_2P products.

Nr	Filename	UTC Start time	Limb	Duration	Star Id	Star Name	Star Mag	Star Temp	Nb Meas	Orbit	Prod. error
1	GOM_NL__2PRFIN20091004_001614_000000382083_00073_39706_0733.N1	04-OCT-2009 00:16:14	Dark	38.000	132	15Rho Pup	2.8030	6900.0	76	39706	No
2	GOM_NL__2PRFIN20091004_002002_000000432083_00073_39706_0734.N1	04-OCT-2009 00:20:02	Dark	43.000	88	31Eta CMa	2.4480	20000.	86	39706	No
3	GOM_NL__2PRFIN20091004_002155_000000482083_00073_39706_0735.N1	04-OCT-2009 00:21:55	Dark	47.500	23	21Eps CMa	1.5020	26000.	95	39706	No
4	GOM_NL__2PRFIN20091004_002918_000000432083_00074_39707_0815.N1	04-OCT-2009 00:29:18	Dark	43.000	108	Alp Col	2.6520	15200.	86	39707	No
5	GOM_NL__2PRFIN20091004_003853_000000402083_00074_39707_0816.N1	04-OCT-2009 00:38:53	Straylight	40.000	157	The1Eri	2.9060	9300.0	80	39707	No
6	GOM_NL__2PRFIN20091004_004910_000000342083_00074_39707_0817.N1	04-OCT-2009 00:49:10	Straylight	34.000	52	16Bet Cet	2.0370	4500.0	68	39707	No
7	GOM_NL__2PRFIN20091004_005925_000000342083_00074_39707_0818.N1	04-OCT-2009 00:59:25	Bright	33.500	140	88Gam Peg	2.8340	26000.	67	39707	No
8	GOM_NL__2PRFIN20091004_010332_000000342083_00074_39707_0819.N1	04-OCT-2009 01:03:32	Bright	33.500	58	21Alp And	2.0730	11000.	67	39707	No
9	GOM_NL__2PRFIN20091004_010658_000000412083_00074_39707_0820.N1	04-OCT-2009 01:06:58	Bright	41.000	53	43Bet And	2.0480	3300.0	82	39707	No
10	GOM_NL__2PRFIN20091004_011158_000000342083_00074_39707_0821.N1	04-OCT-2009 01:11:58	Bright	34.000	68	18Alp Cas	2.2250	4500.0	68	39707	No
11	GOM_NL__2PRFIN20091004_011323_000000342083_00074_39707_0822.N1	04-OCT-2009 01:13:23	Bright	34.000	76	27Gam Cas	2.3000	30000.	68	39707	No
12	GOM_NL__2PRFIN20091004_015651_000000382083_00074_39707_0823.N1	04-OCT-2009 01:56:51	Dark	37.500	132	15Rho Pup	2.8030	6900.0	75	39707	No
13	GOM_NL__2PRFIN20091004_020040_000000422083_00074_39707_0824.N1	04-OCT-2009 02:00:40	Dark	42.000	88	31Eta CMa	2.4480	20000.	84	39707	No
14	GOM_NL__2PRFIN20091004_020233_000000482083_00074_39707_0825.N1	04-OCT-2009 02:02:33	Dark	47.500	23	21Eps CMa	1.5020	26000.	95	39707	No
15	GOM_NL__2PRFIN20091004_020956_000000412083_00075_39708_0820.N1	04-OCT-2009 02:09:56	Dark	41.000	108	Alp Col	2.6520	15200.	82	39708	No
16	GOM_NL__2PRFIN20091004_021929_000000412083_00075_39708_0821.N1	04-OCT-2009 02:19:29	Straylight	40.500	157	The1Eri	2.9060	9300.0	81	39708	No
17	GOM_NL__2PRFIN20091004_022946_000000342083_00075_39708_0822.N1	04-OCT-2009 02:29:46	Straylight	34.000	52	16Bet Cet	2.0370	4500.0	68	39708	No
18	GOM_NL__2PRFIN20091004_024000_000000352083_00075_39708_0823.N1	04-OCT-2009 02:40:00	Bright	34.500	140	88Gam Peg	2.8340	26000.	69	39708	No
19	GOM_NL__2PRFIN20091004_024406_000000352083_00075_39708_0824.N1	04-OCT-2009 02:44:06	Bright	35.000	58	21Alp And	2.0730	11000.	70	39708	No
20	GOM_NL__2PRFIN20091004_024734_000000412083_00075_39708_0825.N1	04-OCT-2009 02:47:34	Bright	41.000	53	43Bet And	2.0480	3300.0	82	39708	No
21	GOM_NL__2PRFIN20091004_025232_000000352083_00075_39708_0826.N1	04-OCT-2009 02:52:32	Bright	35.000	68	18Alp Cas	2.2250	4500.0	70	39708	No
22	GOM_NL__2PRFIN20091004_025358_000000352083_00075_39708_0827.N1	04-OCT-2009 02:53:58	Bright	34.500	76	27Gam Cas	2.3000	30000.	69	39708	No
23	GOM_NL__2PRFIN20091004_025731_000000272083_00075_39708_0828.N1	04-OCT-2009 02:57:31	Tw_i_and_stray	26.500	160	23Gam Per	2.9300	4700.0	53	39708	No
24	GOM_NL__2PRFIN20091004_033728_000000382083_00075_39708_0829.N1	04-OCT-2009 03:37:28	Dark	37.500	132	15Rho Pup	2.8030	6900.0	75	39708	No
25	GOM_NL__2PRFIN20091004_034116_000000432083_00075_39708_0830.N1	04-OCT-2009 03:41:16	Dark	43.000	88	31Eta CMa	2.4480	20000.	86	39708	No
26	GOM_NL__2PRFIN20091004_034310_000000482083_00075_39708_0831.N1	04-OCT-2009 03:43:10	Dark	48.000	23	21Eps CMa	1.5020	26000.	96	39708	No
27	GOM_NL__2PRFIN20091004_035033_000000412083_00076_39709_0828.N1	04-OCT-2009 03:50:33	Dark	41.000	108	Alp Col	2.6520	15200.	82	39709	No
28	GOM_NL__2PRFIN20091004_040005_000000412083_00076_39709_0829.N1	04-OCT-2009 04:00:05	Straylight	41.000	157	The1Eri	2.9060	9300.0	82	39709	No
29	GOM_NL__2PRFIN20091004_041022_000000342083_00076_39709_0830.N1	04-OCT-2009 04:10:22	Straylight	33.500	52	16Bet Cet	2.0370	4500.0	67	39709	No
30	GOM_NL__2PRFIN20091004_042036_000000352083_00076_39709_0831.N1	04-OCT-2009 04:20:36	Bright	34.500	140	88Gam Peg	2.8340	26000.	69	39709	No
31	GOM_NL__2PRFIN20091004_042442_000000352083_00076_39709_0832.N1	04-OCT-2009 04:24:42	Bright	34.500	58	21Alp And	2.0730	11000.	69	39709	No
32	GOM_NL__2PRFIN20091004_042809_000000412083_00076_39709_0833.N1	04-OCT-2009 04:28:09	Bright	40.500	53	43Bet And	2.0480	3300.0	81	39709	No
33	GOM_NL__2PRFIN20091004_043308_000000352083_00076_39709_0834.N1	04-OCT-2009 04:33:08	Bright	34.500	68	18Alp Cas	2.2250	4500.0	69	39709	No
34	GOM_NL__2PRFIN20091004_043433_000000352083_00076_39709_0835.N1	04-OCT-2009 04:34:33	Bright	34.500	76	27Gam Cas	2.3000	30000.	69	39709	No
35	GOM_NL__2PRFIN20091004_043806_000000272083_00076_39709_0836.N1	04-OCT-2009 04:38:06	Tw_i_and_stray	26.500	160	23Gam Per	2.9300	4700.0	53	39709	No
36	GOM_NL__2PRFIN20091004_051805_000000382083_00076_39709_0837.N1	04-OCT-2009 05:18:05	Dark	37.500	132	15Rho Pup	2.8030	6900.0	75	39709	No
37	GOM_NL__2PRFIN20091004_052154_000000432083_00076_39709_0838.N1	04-OCT-2009 05:21:54	Dark	42.500	88	31Eta CMa	2.4480	20000.	85	39709	No
38	GOM_NL__2PRFIN20091004_052347_000000482083_00076_39709_0839.N1	04-OCT-2009 05:23:47	Dark	47.500	23	21Eps CMa	1.5020	26000.	95	39709	No
39	GOM_NL__2PRFIN20091004_053110_000000392083_00077_39710_0855.N1	04-OCT-2009 05:31:10	Dark	39.000	108	Alp Col	2.6520	15200.	78	39710	No
40	GOM_NL__2PRFIN20091004_054042_000000412083_00077_39710_0856.N1	04-OCT-2009 05:40:42	Straylight	41.000	157	The1Eri	2.9060	9300.0	82	39710	No
41	GOM_NL__2PRFIN20091004_055059_000000342083_00077_39710_0857.N1	04-OCT-2009 05:50:59	Straylight	34.000	52	16Bet Cet	2.0370	4500.0	68	39710	No
42	GOM_NL__2PRFIN20091004_060112_000000352083_00077_39710_0858.N1	04-OCT-2009 06:01:12	Bright	35.000	140	88Gam Peg	2.8340	26000.	70	39710	No

43	GOM_NL__2PRFIN20091004_060518_00000352083_00077_39710_0859.N1	04-OCT-2009 06:05:18	Bright	35.000	58	21Alp And	2.0730	11000.	70	39710	No
44	GOM_NL__2PRFIN20091004_060845_00000422083_00077_39710_0860.N1	04-OCT-2009 06:08:45	Bright	41.500	53	43Bet And	2.0480	3300.0	83	39710	No
45	GOM_NL__2PRFIN20091004_061344_00000352083_00077_39710_0861.N1	04-OCT-2009 06:13:44	Bright	35.000	68	18Alp Cas	2.2250	4500.0	70	39710	No
46	GOM_NL__2PRFIN20091004_061509_00000352083_00077_39710_0862.N1	04-OCT-2009 06:15:09	Bright	35.000	76	27Gam Cas	2.3000	30000.	70	39710	No
47	GOM_NL__2PRFIN20091004_061840_00000302083_00077_39710_0863.N1	04-OCT-2009 06:18:40	Tw_i_and_stray	29.500	160	23Gam Per	2.9300	4700.0	59	39710	No
48	GOM_NL__2PRFIN20091004_065842_00000382083_00077_39710_0864.N1	04-OCT-2009 06:58:42	Dark	38.000	132	15Rho Pup	2.8030	6900.0	76	39710	No
49	GOM_NL__2PRFIN20091004_070231_00000432083_00077_39710_0865.N1	04-OCT-2009 07:02:31	Dark	43.000	88	31Eta CMa	2.4480	20000.	86	39710	No
50	GOM_NL__2PRFIN20091004_070425_00000482083_00077_39710_0866.N1	04-OCT-2009 07:04:25	Dark	48.000	23	21Eps CMa	1.5020	26000.	96	39710	No
51	GOM_NL__2PRFIN20091004_071148_00000392083_00078_39711_0863.N1	04-OCT-2009 07:11:48	Dark	39.000	108	Alp Col	2.6520	15200.	78	39711	No
52	GOM_NL__2PRFIN20091004_072119_00000412083_00078_39711_0864.N1	04-OCT-2009 07:21:19	Straylight	40.500	157	The1Eri	2.9060	9300.0	81	39711	No
53	GOM_NL__2PRFIN20091004_073135_00000342083_00078_39711_0865.N1	04-OCT-2009 07:31:35	Straylight	33.500	52	16Bet Cet	2.0370	4500.0	67	39711	No
54	GOM_NL__2PRFIN20091004_074148_00000352083_00078_39711_0866.N1	04-OCT-2009 07:41:48	Bright	34.500	140	88Gam Peg	2.8340	26000.	69	39711	No
55	GOM_NL__2PRFIN20091004_074554_00000352083_00078_39711_0867.N1	04-OCT-2009 07:45:54	Bright	34.500	58	21Alp And	2.0730	11000.	69	39711	No
56	GOM_NL__2PRFIN20091004_074920_00000412083_00078_39711_0868.N1	04-OCT-2009 07:49:20	Bright	41.000	53	43Bet And	2.0480	3300.0	82	39711	No
57	GOM_NL__2PRFIN20091004_075419_00000352083_00078_39711_0869.N1	04-OCT-2009 07:54:19	Bright	34.500	68	18Alp Cas	2.2250	4500.0	69	39711	No
58	GOM_NL__2PRFIN20091004_075545_00000342083_00078_39711_0870.N1	04-OCT-2009 07:55:45	Bright	34.000	76	27Gam Cas	2.3000	30000.	68	39711	No
59	GOM_NL__2PRFIN20091004_075916_00000302083_00078_39711_0871.N1	04-OCT-2009 07:59:16	Tw_i_and_stray	30.000	160	23Gam Per	2.9300	4700.0	60	39711	No
60	GOM_NL__2PRFIN20091004_083919_00000382083_00078_39711_0872.N1	04-OCT-2009 08:39:19	Dark	38.000	132	15Rho Pup	2.8030	6900.0	76	39711	No
61	GOM_NL__2PRFIN20091004_084308_00000432083_00078_39711_0873.N1	04-OCT-2009 08:43:08	Dark	43.000	88	31Eta CMa	2.4480	20000.	86	39711	No
62	GOM_NL__2PRFIN20091004_084502_00000482083_00078_39711_0874.N1	04-OCT-2009 08:45:02	Dark	48.000	23	21Eps CMa	1.5020	26000.	96	39711	No
63	GOM_NL__2PRFIN20091004_085225_00000372083_00079_39712_0873.N1	04-OCT-2009 08:52:25	Dark	37.000	108	Alp Col	2.6520	15200.	74	39712	No
64	GOM_NL__2PRFIN20091004_090156_00000402083_00079_39712_0874.N1	04-OCT-2009 09:01:56	Straylight	40.000	157	The1Eri	2.9060	9300.0	80	39712	No
65	GOM_NL__2PRFIN20091004_091211_00000332083_00079_39712_0875.N1	04-OCT-2009 09:12:11	Straylight	32.500	52	16Bet Cet	2.0370	4500.0	65	39712	No
66	GOM_NL__2PRFIN20091004_092223_00000342083_00079_39712_0876.N1	04-OCT-2009 09:22:23	Bright	34.000	140	88Gam Peg	2.8340	26000.	68	39712	No
67	GOM_NL__2PRFIN20091004_092629_00000352083_00079_39712_0877.N1	04-OCT-2009 09:26:29	Bright	34.500	58	21Alp And	2.0730	11000.	69	39712	No
68	GOM_NL__2PRFIN20091004_092955_00000412083_00079_39712_0878.N1	04-OCT-2009 09:29:55	Bright	40.500	53	43Bet And	2.0480	3300.0	81	39712	No
69	GOM_NL__2PRFIN20091004_093455_00000352083_00079_39712_0879.N1	04-OCT-2009 09:34:55	Bright	34.500	68	18Alp Cas	2.2250	4500.0	69	39712	No
70	GOM_NL__2PRFIN20091004_093620_00000352083_00079_39712_0880.N1	04-OCT-2009 09:36:20	Bright	34.500	76	27Gam Cas	2.3000	30000.	69	39712	No
71	GOM_NL__2PRFIN20091004_093951_00000322083_00079_39712_0881.N1	04-OCT-2009 09:39:51	Tw_i_and_stray	32.000	160	23Gam Per	2.9300	4700.0	64	39712	No
72	GOM_NL__2PRFIN20091004_101956_00000382083_00079_39712_0882.N1	04-OCT-2009 10:19:56	Dark	37.500	132	15Rho Pup	2.8030	6900.0	75	39712	No
73	GOM_NL__2PRFIN20091004_102345_00000432083_00079_39712_0883.N1	04-OCT-2009 10:23:45	Dark	43.000	88	31Eta CMa	2.4480	20000.	86	39712	No
74	GOM_NL__2PRFIN20091004_102539_00000482083_00079_39712_0884.N1	04-OCT-2009 10:25:39	Dark	47.500	23	21Eps CMa	1.5020	26000.	95	39712	No
75	GOM_NL__2PRFIN20091004_103303_00000372083_00080_39713_0891.N1	04-OCT-2009 10:33:03	Dark	37.000	108	Alp Col	2.6520	15200.	74	39713	No
76	GOM_NL__2PRFIN20091004_104232_00000412083_00080_39713_0892.N1	04-OCT-2009 10:42:32	Straylight	41.000	157	The1Eri	2.9060	9300.0	82	39713	No
77	GOM_NL__2PRFIN20091004_105247_00000332083_00080_39713_0893.N1	04-OCT-2009 10:52:47	Straylight	33.000	52	16Bet Cet	2.0370	4500.0	66	39713	No
78	GOM_NL__2PRFIN20091004_110259_00000342083_00080_39713_0894.N1	04-OCT-2009 11:02:59	Bright	34.000	140	88Gam Peg	2.8340	26000.	68	39713	No
79	GOM_NL__2PRFIN20091004_110705_00000352083_00080_39713_0895.N1	04-OCT-2009 11:07:05	Bright	35.000	58	21Alp And	2.0730	11000.	70	39713	No
80	GOM_NL__2PRFIN20091004_111031_00000412083_00080_39713_0896.N1	04-OCT-2009 11:10:31	Bright	41.000	53	43Bet And	2.0480	3300.0	82	39713	No
81	GOM_NL__2PRFIN20091004_111530_00000352083_00080_39713_0897.N1	04-OCT-2009 11:15:30	Bright	35.000	68	18Alp Cas	2.2250	4500.0	70	39713	No
82	GOM_NL__2PRFIN20091004_111656_00000352083_00080_39713_0898.N1	04-OCT-2009 11:16:56	Bright	35.000	76	27Gam Cas	2.3000	30000.	70	39713	No
83	GOM_NL__2PRFIN20091004_112026_00000322083_00080_39713_0899.N1	04-OCT-2009 11:20:26	Tw_i_and_stray	32.000	160	23Gam Per	2.9300	4700.0	64	39713	No
84	GOM_NL__2PRFIN20091004_120033_00000382083_00080_39713_0900.N1	04-OCT-2009 12:00:33	Dark	37.500	132	15Rho Pup	2.8030	6900.0	75	39713	No
85	GOM_NL__2PRFIN20091004_120422_00000442083_00080_39713_0901.N1	04-OCT-2009 12:04:22	Dark	43.500	88	31Eta CMa	2.4480	20000.	87	39713	No
86	GOM_NL__2PRFIN20091004_120617_00000482083_00080_39713_0902.N1	04-OCT-2009 12:06:17	Dark	48.000	23	21Eps CMa	1.5020	26000.	96	39713	No
87	GOM_NL__2PRFIN20091004_121340_00000352083_00081_39714_0905.N1	04-OCT-2009 12:13:40	Dark	35.000	108	Alp Col	2.6520	15200.	70	39714	No
88	GOM_NL__2PRFIN20091004_122309_00000412083_00081_39714_0906.N1	04-OCT-2009 12:23:09	Straylight	40.500	157	The1Eri	2.9060	9300.0	81	39714	No
89	GOM_NL__2PRFIN20091004_123323_00000342083_00081_39714_0907.N1	04-OCT-2009 12:33:23	Straylight	34.000	52	16Bet Cet	2.0370	4500.0	68	39714	No
90	GOM_NL__2PRFIN20091004_124334_00000342083_00081_39714_0908.N1	04-OCT-2009 12:43:34	Bright	33.500	140	88Gam Peg	2.8340	26000.	67	39714	No
91	GOM_NL__2PRFIN20091004_124741_00000352083_00081_39714_0909.N1	04-OCT-2009 12:47:41	Bright	35.000	58	21Alp And	2.0730	11000.	70	39714	No
92	GOM_NL__2PRFIN20091004_125106_00000412083_00081_39714_0910.N1	04-OCT-2009 12:51:06	Bright	41.000	53	43Bet And	2.0480	3300.0	82	39714	No
93	GOM_NL__2PRFIN20091004_125606_00000352083_00081_39714_0911.N1	04-OCT-2009 12:56:06	Bright	34.500	68	18Alp Cas	2.2250	4500.0	69	39714	No
94	GOM_NL__2PRFIN20091004_125732_00000352083_00081_39714_0912.N1	04-OCT-2009 12:57:32	Bright	34.500	76	27Gam Cas	2.3000	30000.	69	39714	No
95	GOM_NL__2PRFIN20091004_130101_00000352083_00081_39714_0913.N1	04-OCT-2009 13:01:01	Tw_i_and_stray	35.000	160	23Gam Per	2.9300	4700.0	70	39714	No
96	GOM_NL__2PRFIN20091004_134109_00000382083_00081_39714_0914.N1	04-OCT-2009 13:41:09	Dark	38.000	132	15Rho Pup	2.8030	6900.0	76	39714	No
97	GOM_NL__2PRFIN20091004_134459_00000442083_00081_39714_0915.N1	04-OCT-2009 13:44:59	Dark	43.500	88	31Eta CMa	2.4480	20000.	87	39714	No
98	GOM_NL__2PRFIN20091004_134654_00000492083_00081_39714_0916.N1	04-OCT-2009 13:46:54	Dark	48.500	23	21Eps CMa	1.5020	26000.	97	39714	No
99	GOM_NL__2PRFIN20091004_135418_00000352083_00082_39715_0914.N1	04-OCT-2009 13:54:18	Dark	35.000	108	Alp Col	2.6520	15200.	70	39715	No
100	GOM_NL__2PRFIN20091004_140346_00000232083_00082_39715_0915.N1	04-OCT-2009 14:03:46	Straylight	22.500	157	The1Eri	2.9060	9300.0	45	39715	No
101	GOM_NL__2PRFIN20091004_141359_00000192083_00082_39715_0916.N1	04-OCT-2009 14:13:59	Straylight	18.500	52	16Bet Cet	2.0370	4500.0	37	39715	No

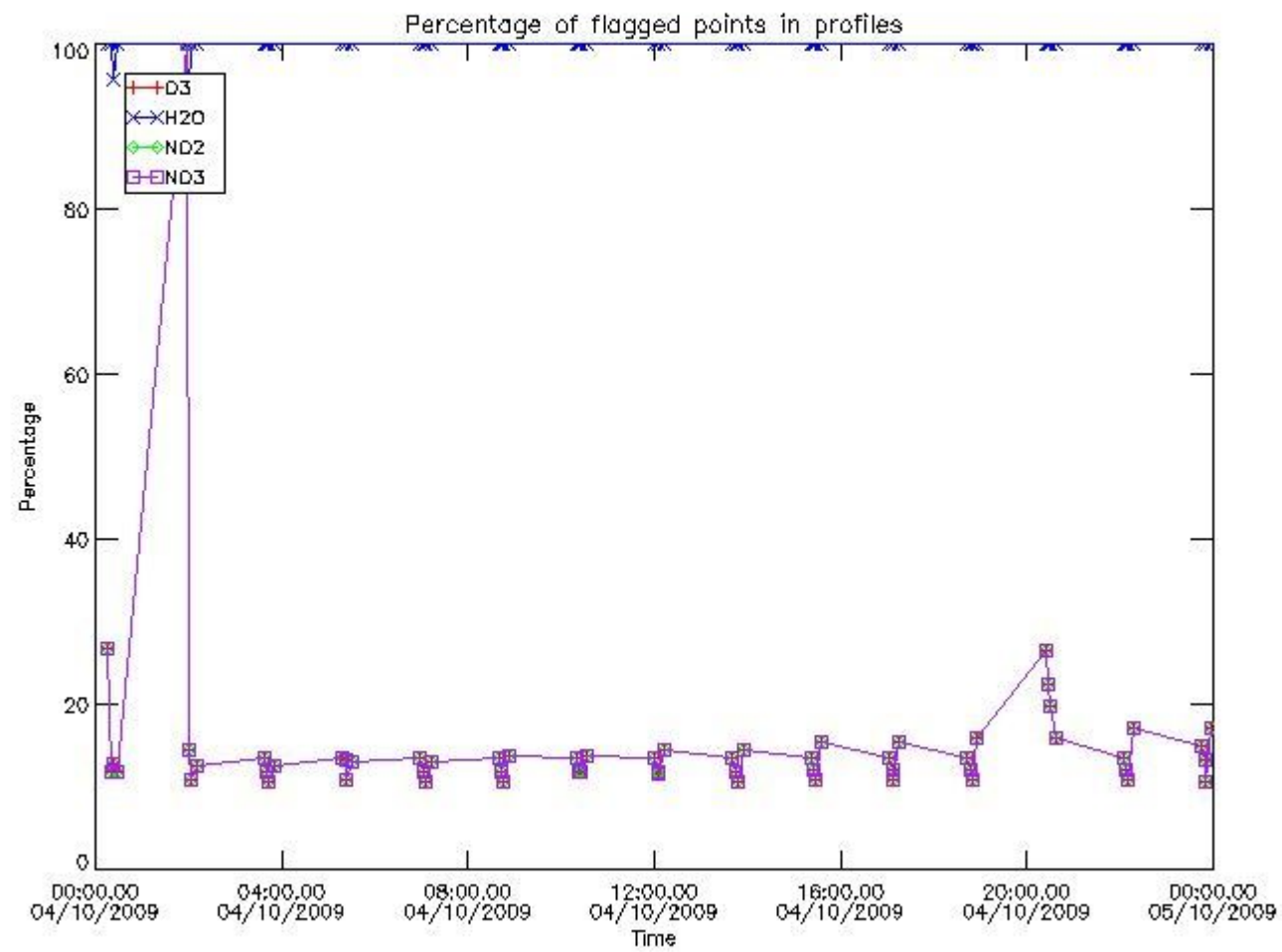
102	GOM_NL_2PRFIN20091004_142411_000000192083_00082_39715_0917.N1	04-OCT-2009 14:24:11	Tw_i_and_stray	19.000	140	88Gam Peg	2.8340	26000.	38	39715	No
103	GOM_NL_2PRFIN20091004_142817_000000352083_00082_39715_0918.N1	04-OCT-2009 14:28:17	Bright	34.500	58	21Alp And	2.0730	11000.	69	39715	No
104	GOM_NL_2PRFIN20091004_143141_000000412083_00082_39715_0919.N1	04-OCT-2009 14:31:41	Bright	41.000	53	43Bet And	2.0480	3300.0	82	39715	No
105	GOM_NL_2PRFIN20091004_143642_000000342083_00082_39715_0920.N1	04-OCT-2009 14:36:42	Bright	34.000	68	18Alp Cas	2.2250	4500.0	68	39715	No
106	GOM_NL_2PRFIN20091004_143807_000000342083_00082_39715_0921.N1	04-OCT-2009 14:38:07	Bright	34.000	76	27Gam Cas	2.3000	30000.	68	39715	No
107	GOM_NL_2PRFIN20091004_144136_000000352083_00082_39715_0922.N1	04-OCT-2009 14:41:36	Tw_i_and_stray	35.000	160	23Gam Per	2.9300	4700.0	70	39715	No
108	GOM_NL_2PRFIN20091004_152146_000000382083_00082_39715_0923.N1	04-OCT-2009 15:21:46	Dark	37.500	132	15Rho Pup	2.8030	6900.0	75	39715	No
109	GOM_NL_2PRFIN20091004_152536_000000432083_00082_39715_0924.N1	04-OCT-2009 15:25:36	Dark	42.500	88	31Eta CMa	2.4480	20000.	85	39715	No
110	GOM_NL_2PRFIN20091004_152731_000000482083_00082_39715_0925.N1	04-OCT-2009 15:27:31	Dark	47.500	23	21Eps CMa	1.5020	26000.	95	39715	No
111	GOM_NL_2PRFIN20091004_153455_000000332083_00083_39716_0923.N1	04-OCT-2009 15:34:55	Dark	33.000	108	Alp Col	2.6520	15200.	66	39716	No
112	GOM_NL_2PRFIN20091004_154422_000000402083_00083_39716_0924.N1	04-OCT-2009 15:44:22	Straylight	39.500	157	The1Eri	2.9060	9300.0	79	39716	No
113	GOM_NL_2PRFIN20091004_155435_000000342083_00083_39716_0925.N1	04-OCT-2009 15:54:35	Straylight	33.500	52	16Bet Cet	2.0370	4500.0	67	39716	No
114	GOM_NL_2PRFIN20091004_160446_000000342083_00083_39716_0926.N1	04-OCT-2009 16:04:46	Bright	34.000	140	88Gam Peg	2.8340	26000.	68	39716	No
115	GOM_NL_2PRFIN20091004_160852_000000342083_00083_39716_0927.N1	04-OCT-2009 16:08:52	Bright	34.000	58	21Alp And	2.0730	11000.	68	39716	No
116	GOM_NL_2PRFIN20091004_161217_000000402083_00083_39716_0928.N1	04-OCT-2009 16:12:17	Bright	40.000	53	43Bet And	2.0480	3300.0	80	39716	No
117	GOM_NL_2PRFIN20091004_161718_000000342083_00083_39716_0929.N1	04-OCT-2009 16:17:18	Bright	34.000	68	18Alp Cas	2.2250	4500.0	68	39716	No
118	GOM_NL_2PRFIN20091004_161843_000000342083_00083_39716_0930.N1	04-OCT-2009 16:18:43	Bright	34.000	76	27Gam Cas	2.3000	30000.	68	39716	No
119	GOM_NL_2PRFIN20091004_162211_000000382083_00083_39716_0931.N1	04-OCT-2009 16:22:11	Bright	38.000	160	23Gam Per	2.9300	4700.0	76	39716	No
120	GOM_NL_2PRFIN20091004_170223_000000382083_00083_39716_0932.N1	04-OCT-2009 17:02:23	Dark	37.500	132	15Rho Pup	2.8030	6900.0	75	39716	No
121	GOM_NL_2PRFIN20091004_170613_000000432083_00083_39716_0933.N1	04-OCT-2009 17:06:13	Dark	42.500	88	31Eta CMa	2.4480	20000.	85	39716	No
122	GOM_NL_2PRFIN20091004_170809_000000482083_00083_39716_0934.N1	04-OCT-2009 17:08:09	Dark	47.500	23	21Eps CMa	1.5020	26000.	95	39716	No
123	GOM_NL_2PRFIN20091004_171533_000000332083_00084_39717_0946.N1	04-OCT-2009 17:15:33	Dark	33.000	108	Alp Col	2.6520	15200.	66	39717	No
124	GOM_NL_2PRFIN20091004_172459_000000392083_00084_39717_0947.N1	04-OCT-2009 17:24:59	Straylight	39.000	157	The1Eri	2.9060	9300.0	78	39717	No
125	GOM_NL_2PRFIN20091004_173511_000000332083_00084_39717_0948.N1	04-OCT-2009 17:35:11	Straylight	33.000	52	16Bet Cet	2.0370	4500.0	66	39717	No
126	GOM_NL_2PRFIN20091004_174522_000000342083_00084_39717_0949.N1	04-OCT-2009 17:45:22	Bright	34.000	140	88Gam Peg	2.8340	26000.	68	39717	No
127	GOM_NL_2PRFIN20091004_174928_000000352083_00084_39717_0950.N1	04-OCT-2009 17:49:28	Bright	34.500	58	21Alp And	2.0730	11000.	69	39717	No
128	GOM_NL_2PRFIN20091004_175252_000000412083_00084_39717_0951.N1	04-OCT-2009 17:52:52	Bright	40.500	53	43Bet And	2.0480	3300.0	81	39717	No
129	GOM_NL_2PRFIN20091004_175753_000000352083_00084_39717_0952.N1	04-OCT-2009 17:57:53	Bright	34.500	68	18Alp Cas	2.2250	4500.0	69	39717	No
130	GOM_NL_2PRFIN20091004_175919_000000342083_00084_39717_0953.N1	04-OCT-2009 17:59:19	Bright	33.500	76	27Gam Cas	2.3000	30000.	67	39717	No
131	GOM_NL_2PRFIN20091004_180246_000000382083_00084_39717_0954.N1	04-OCT-2009 18:02:46	Bright	38.000	160	23Gam Per	2.9300	4700.0	76	39717	No
132	GOM_NL_2PRFIN20091004_184300_000000382083_00084_39717_0955.N1	04-OCT-2009 18:43:00	Dark	37.500	132	15Rho Pup	2.8030	6900.0	75	39717	No
133	GOM_NL_2PRFIN20091004_184651_000000432083_00084_39717_0956.N1	04-OCT-2009 18:46:51	Dark	42.500	88	31Eta CMa	2.4480	20000.	85	39717	No
134	GOM_NL_2PRFIN20091004_184846_000000482083_00084_39717_0957.N1	04-OCT-2009 18:48:46	Dark	47.500	23	21Eps CMa	1.5020	26000.	95	39717	No
135	GOM_NL_2PRFIN20091004_185610_000000322083_00085_39718_0955.N1	04-OCT-2009 18:56:10	Dark	32.000	108	Alp Col	2.6520	15200.	64	39718	No
136	GOM_NL_2PRFIN20091004_190535_000000392083_00085_39718_0956.N1	04-OCT-2009 19:05:35	Straylight	39.000	157	The1Eri	2.9060	9300.0	78	39718	No
137	GOM_NL_2PRFIN20091004_191547_000000332083_00085_39718_0957.N1	04-OCT-2009 19:15:47	Straylight	33.000	52	16Bet Cet	2.0370	4500.0	66	39718	No
138	GOM_NL_2PRFIN20091004_192558_000000342083_00085_39718_0958.N1	04-OCT-2009 19:25:58	Bright	34.000	140	88Gam Peg	2.8340	26000.	68	39718	No
139	GOM_NL_2PRFIN20091004_193004_000000342083_00085_39718_0959.N1	04-OCT-2009 19:30:04	Bright	34.000	58	21Alp And	2.0730	11000.	68	39718	No
140	GOM_NL_2PRFIN20091004_193328_000000402083_00085_39718_0960.N1	04-OCT-2009 19:33:28	Bright	40.000	53	43Bet And	2.0480	3300.0	80	39718	No
141	GOM_NL_2PRFIN20091004_193830_000000332083_00085_39718_0961.N1	04-OCT-2009 19:38:30	Bright	33.000	68	18Alp Cas	2.2250	4500.0	66	39718	No
142	GOM_NL_2PRFIN20091004_193954_000000192083_00085_39718_0962.N1	04-OCT-2009 19:39:54	Tw_i_and_stray	19.000	76	27Gam Cas	2.3000	30000.	38	39718	No
143	GOM_NL_2PRFIN20091004_194321_000000242083_00085_39718_0963.N1	04-OCT-2009 19:43:21	Tw_i_and_stray	23.500	160	23Gam Per	2.9300	4700.0	47	39718	No
144	GOM_NL_2PRFIN20091004_202337_000000202083_00085_39718_0964.N1	04-OCT-2009 20:23:37	Dark	19.500	132	15Rho Pup	2.8030	6900.0	39	39718	No
145	GOM_NL_2PRFIN20091004_202728_000000232083_00085_39718_0965.N1	04-OCT-2009 20:27:28	Dark	23.000	88	31Eta CMa	2.4480	20000.	46	39718	No
146	GOM_NL_2PRFIN20091004_202923_000000262083_00085_39718_0966.N1	04-OCT-2009 20:29:23	Dark	26.000	23	21Eps CMa	1.5020	26000.	52	39718	No
147	GOM_NL_2PRFIN20091004_203648_000000322083_00086_39719_0964.N1	04-OCT-2009 20:36:48	Dark	32.000	108	Alp Col	2.6520	15200.	64	39719	No
148	GOM_NL_2PRFIN20091004_204612_000000402083_00086_39719_0965.N1	04-OCT-2009 20:46:12	Straylight	40.000	157	The1Eri	2.9060	9300.0	80	39719	No
149	GOM_NL_2PRFIN20091004_205623_000000332083_00086_39719_0966.N1	04-OCT-2009 20:56:23	Straylight	33.000	52	16Bet Cet	2.0370	4500.0	66	39719	No
150	GOM_NL_2PRFIN20091004_210634_000000332083_00086_39719_0967.N1	04-OCT-2009 21:06:34	Bright	33.000	140	88Gam Peg	2.8340	26000.	66	39719	No
151	GOM_NL_2PRFIN20091004_211039_000000342083_00086_39719_0968.N1	04-OCT-2009 21:10:39	Bright	34.000	58	21Alp And	2.0730	11000.	68	39719	No
152	GOM_NL_2PRFIN20091004_211403_000000402083_00086_39719_0969.N1	04-OCT-2009 21:14:03	Bright	40.000	53	43Bet And	2.0480	3300.0	80	39719	No
153	GOM_NL_2PRFIN20091004_211904_000000342083_00086_39719_0970.N1	04-OCT-2009 21:19:04	Bright	34.000	68	18Alp Cas	2.2250	4500.0	68	39719	No
154	GOM_NL_2PRFIN20091004_212029_000000342083_00086_39719_0971.N1	04-OCT-2009 21:20:29	Bright	34.000	76	27Gam Cas	2.3000	30000.	68	39719	No
155	GOM_NL_2PRFIN20091004_212356_000000412083_00086_39719_0972.N1	04-OCT-2009 21:23:56	Bright	40.500	160	23Gam Per	2.9300	4700.0	81	39719	No
156	GOM_NL_2PRFIN20091004_220414_000000382083_00086_39719_0973.N1	04-OCT-2009 22:04:14	Dark	37.500	132	15Rho Pup	2.8030	6900.0	75	39719	No
157	GOM_NL_2PRFIN20091004_220805_000000432083_00086_39719_0974.N1	04-OCT-2009 22:08:05	Dark	42.500	88	31Eta CMa	2.4480	20000.	85	39719	No
158	GOM_NL_2PRFIN20091004_221001_000000482083_00086_39719_0975.N1	04-OCT-2009 22:10:01	Dark	47.500	23	21Eps CMa	1.5020	26000.	95	39719	No
159	GOM_NL_2PRFIN20091004_221725_000000302083_00087_39720_0973.N1	04-OCT-2009 22:17:25	Dark	30.000	108	Alp Col	2.6520	15200.	60	39720	No
160	GOM_NL_2PRFIN20091004_222649_000000392083_00087_39720_0974.N1	04-OCT-2009 22:26:49	Straylight	39.000	157	The1Eri	2.9060	9300.0	78	39720	No

161	GOM_NL__2PRFIN20091004_224709_000000342083_00087_39720_0975.N1	04-OCT-2009 22:47:09	Bright	33.500	140	88Gam Peg	2.8340	26000.	67	39720	No
162	GOM_NL__2PRFIN20091004_225115_000000342083_00087_39720_0976.N1	04-OCT-2009 22:51:15	Bright	34.000	58	21Alp And	2.0730	11000.	68	39720	No
163	GOM_NL__2PRFIN20091004_225438_000000402083_00087_39720_0977.N1	04-OCT-2009 22:54:38	Bright	40.000	53	43Bet And	2.0480	3300.0	80	39720	No
164	GOM_NL__2PRFIN20091004_225940_000000342083_00087_39720_0978.N1	04-OCT-2009 22:59:40	Bright	34.000	68	18Alp Cas	2.2250	4500.0	68	39720	No
165	GOM_NL__2PRFIN20091004_230105_000000342083_00087_39720_0979.N1	04-OCT-2009 23:01:05	Bright	34.000	76	27Gam Cas	2.3000	30000.	68	39720	No
166	GOM_NL__2PRFIN20091004_230430_000000442083_00087_39720_0980.N1	04-OCT-2009 23:04:30	Bright	43.500	160	23Gam Per	2.9300	4700.0	87	39720	No
167	GOM_NL__2PRFIN20091004_234450_000000382083_00087_39720_0981.N1	04-OCT-2009 23:44:50	Dark	37.500	132	15Rho Pup	2.8030	6900.0	75	39720	No
168	GOM_NL__2PRFIN20091004_234842_000000432083_00087_39720_0982.N1	04-OCT-2009 23:48:42	Dark	42.500	88	31Eta CMa	2.4480	20000.	85	39720	No
169	GOM_NL__2PRFIN20091004_235038_000000482083_00087_39720_0983.N1	04-OCT-2009 23:50:38	Dark	48.000	23	21Eps CMa	1.5020	26000.	96	39720	No
170	GOM_NL__2PRFIN20091004_235802_000000302083_00088_39721_0982.N1	04-OCT-2009 23:58:02	Dark	30.000	108	Alp Col	2.6520	15200.	60	39721	No

### 3. Quality information per product

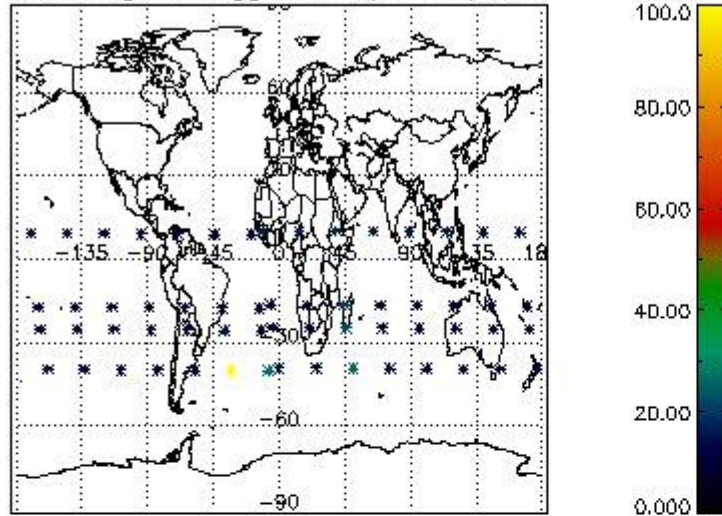
In this section it is plotted some information contained in the Quality Summary data set of the level 2 products. Only products in dark limb conditions and without errors (error flag in the MPH set to "0") are used.

#### 3.1 Plot quality information per product (time dependant)

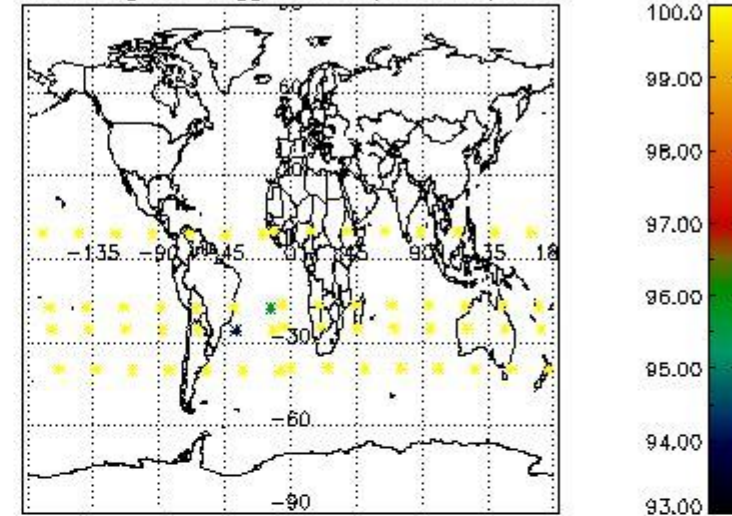


#### 3.2 Plot quality information per product (world map)

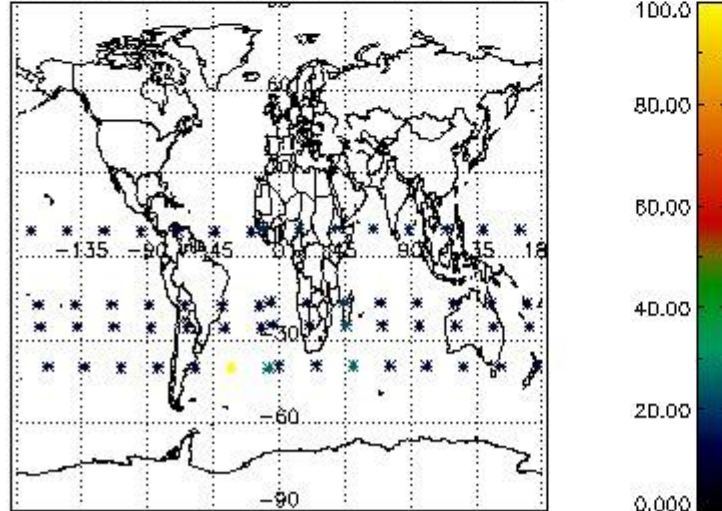
Percentage of flagged data per O3 profile



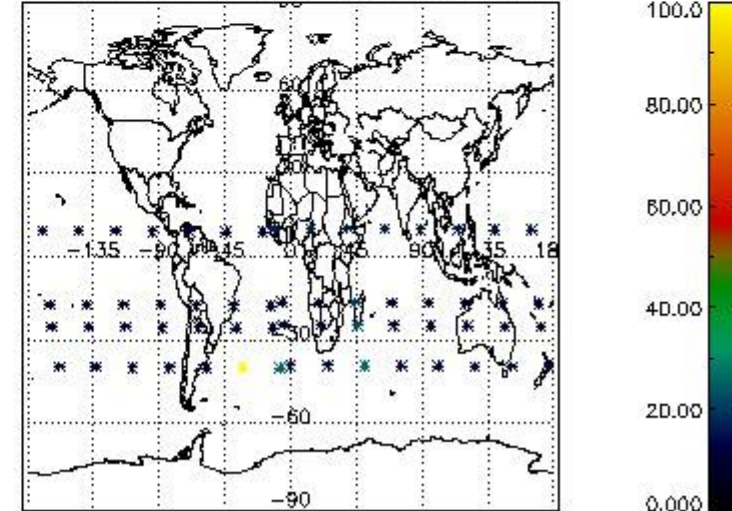
Percentage of flagged data per H2O profile



Percentage of flagged data per NO2 profile



Percentage of flagged data per NO3 profile

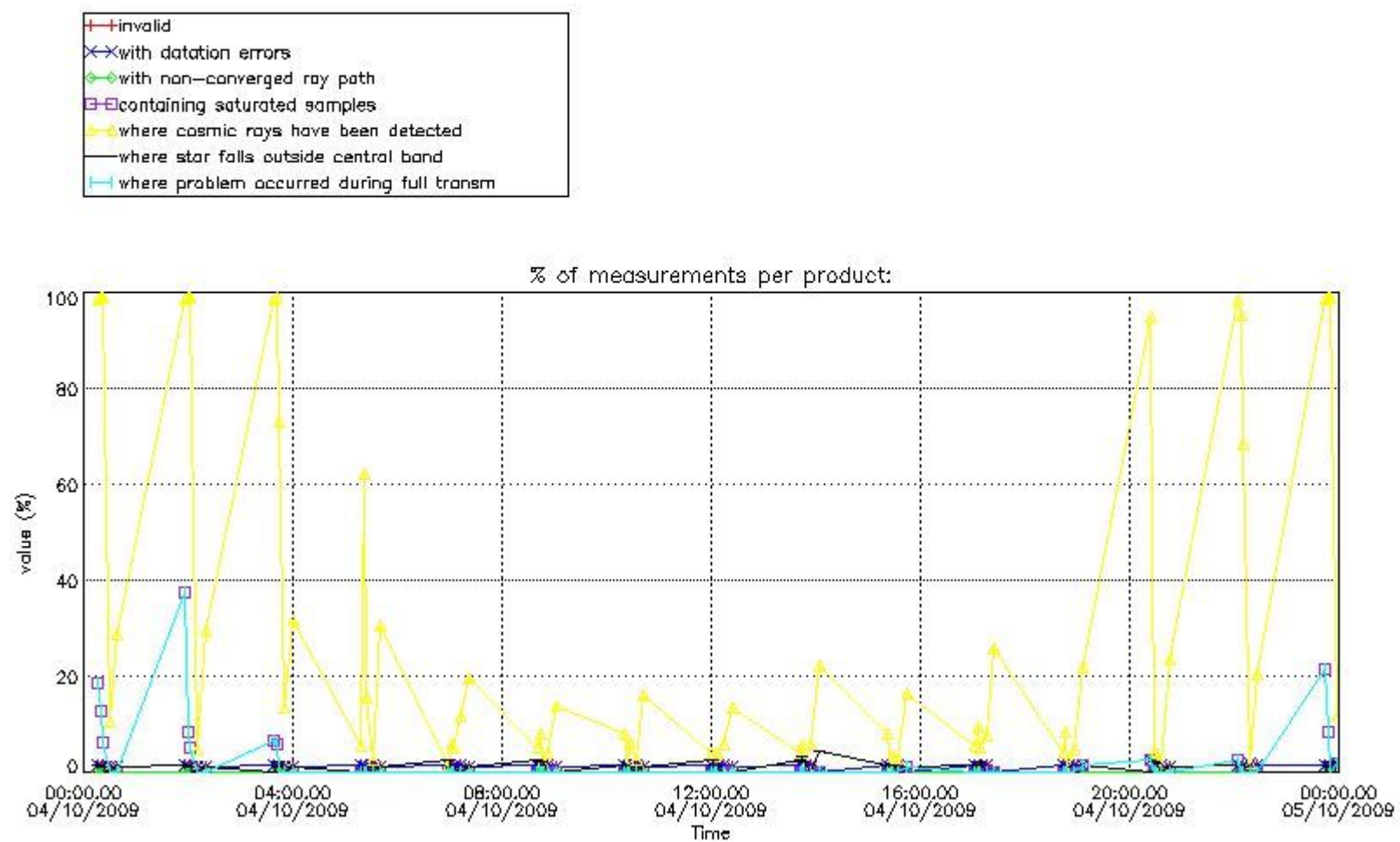


#### 4. Level 1 quality information per product

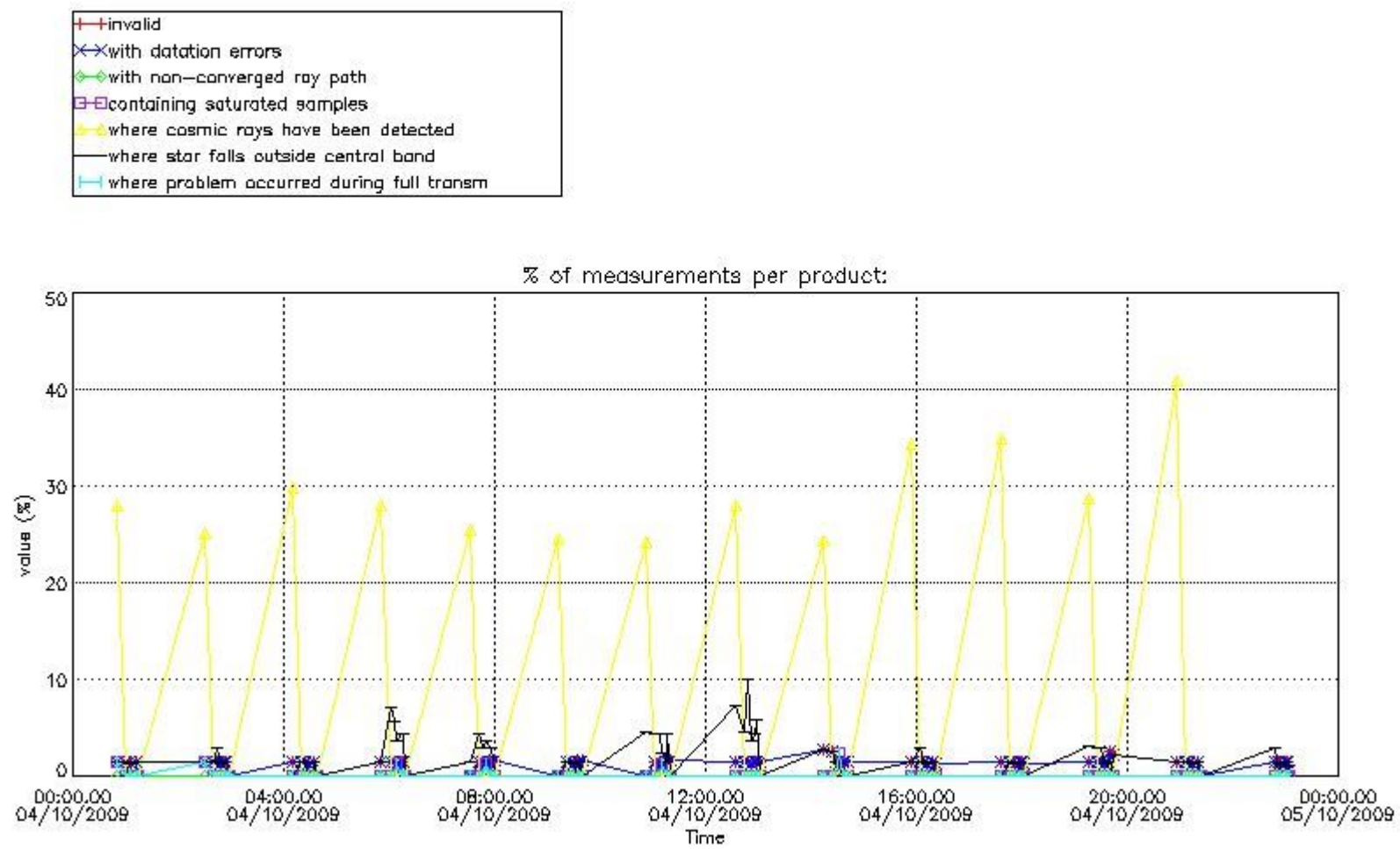
In this section it is plotted some information contained in the Quality Summary data set of the level 2 products that comes from the level 1b processing. Products without errors (error flag in the MPH set to "0") are used.

##### 4.1 Plot quality information per product (time dependant) coming from level 1b processing

##### 4.1.1 Plot level 1 quality information per product (time dependant): ENVISAT ASCENDING passes



4.1.2 Plot level 1 quality information per product (time dependant): ENVI SAT DESCENDING passes

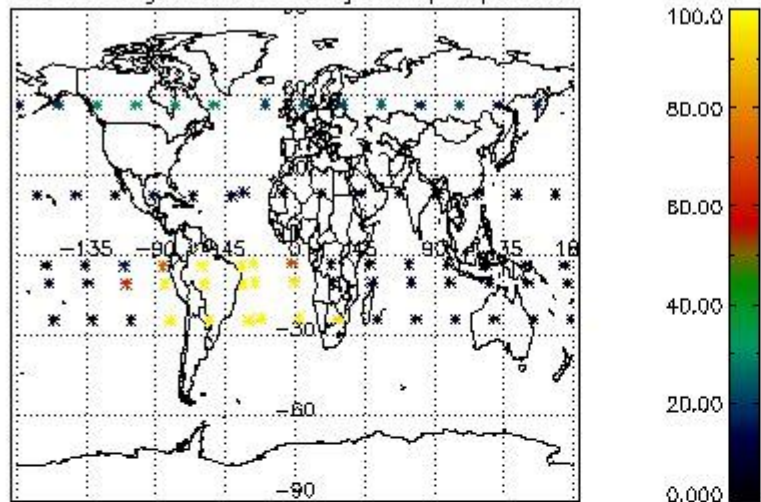


*4.2 Plot quality information per product coming from level 1b processing (world map)*

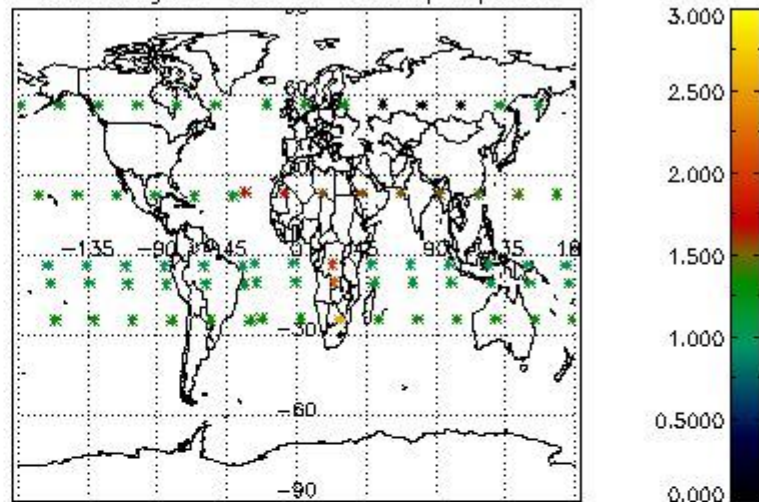
*4.2.1 Plot level 1 quality information per product (world map): ENVISAT ASCENDING passes*



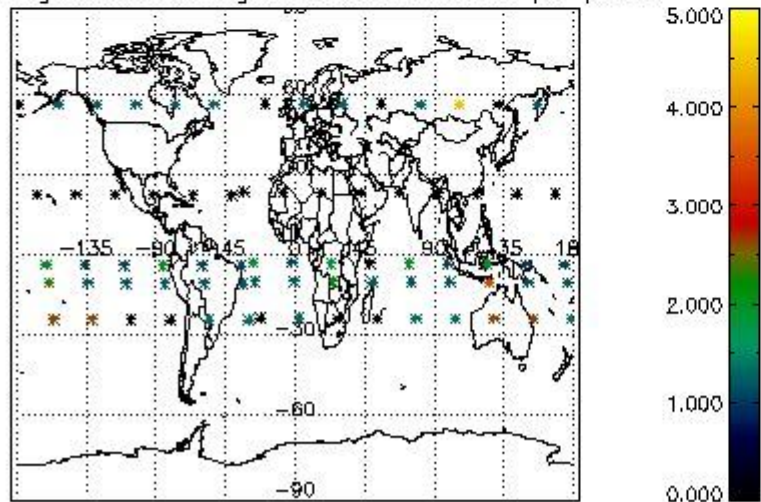
Percentage of cosmic ray hits per profile



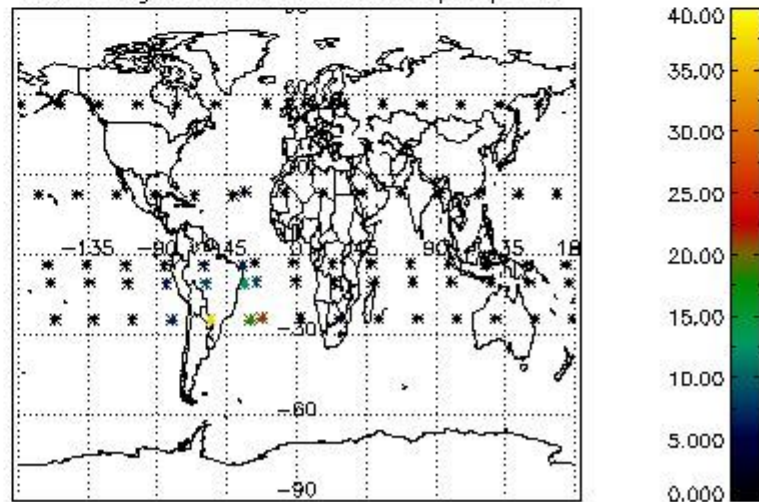
Percentage of datation errors per profile



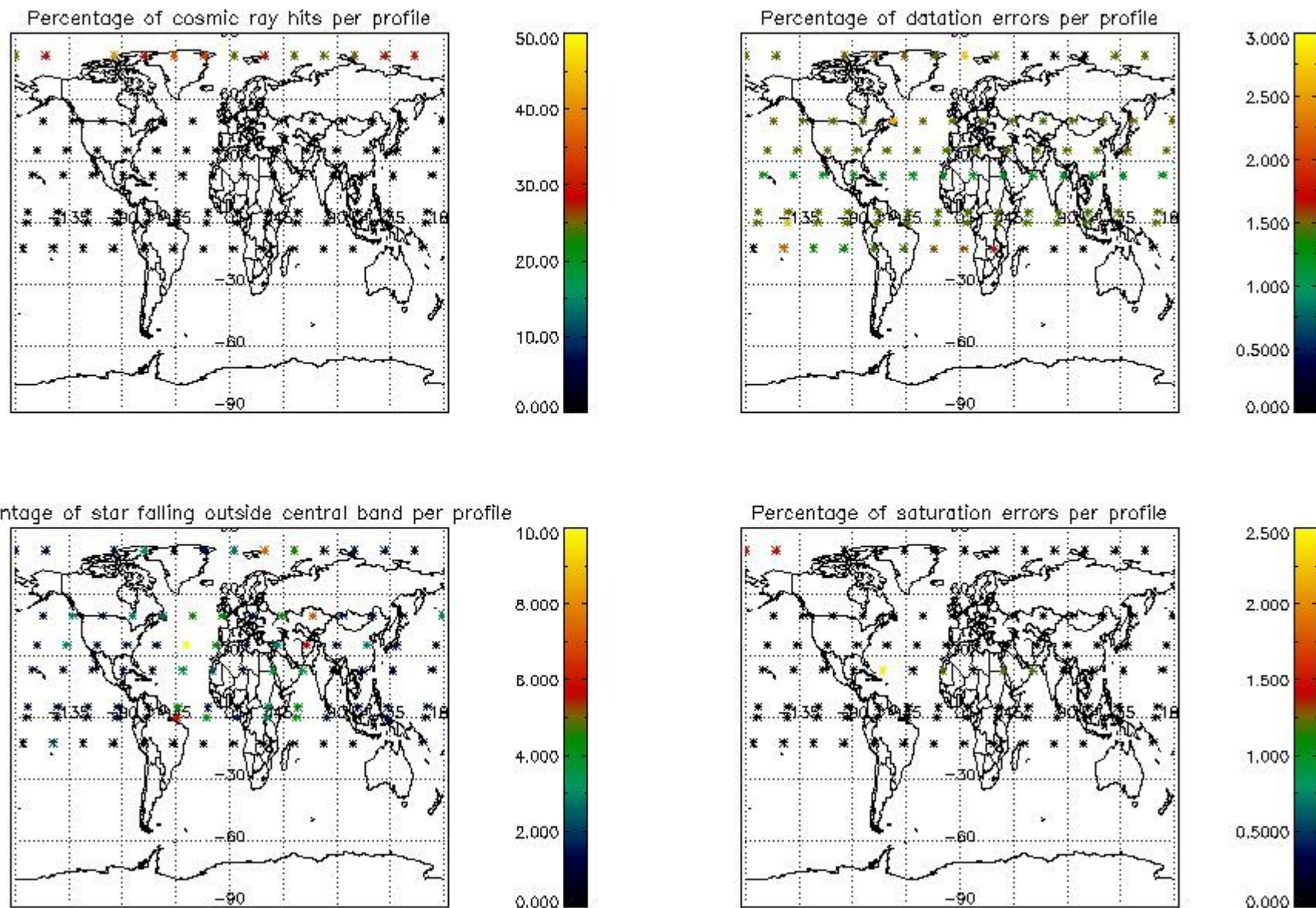
Percentage of star falling outside central band per profile



Percentage of saturation errors per profile



4.2.2 Plot level 1 quality information per product (world map): ENVISAT DESCENDING passes



## 5. Trace gas profiles

### 5.1 Ozone statistics based on quality of products

The final quality of the products can be "measured" using the STD (Standard Deviation) attached to every point profile. This information is written to the parameter GOM\_NL\_\_2P/NL\_LOCAL\_SPECIES\_DENSITY/o3\_std of the level 2 products. The table below shows the statistics for given STD ranges.

The statistics are given with respect to the overall valid production:

- Products without fatal errors: GOM\_NL\_\_2P/MPH/PRODUCT\_ERR=0
- Valid point profile: GOM\_NL\_\_2P/NL\_LOCAL\_SPECIES\_DENSITY/pcd(0)=0

The 'Criteria' is applied to valid points of dark limb products:

- Products in dark limb illumination condition: GOM\_NL\_\_2P/NL\_SUMMARY\_QUALITY/obs\_ill\_cond=0
- Products without fatal errors: GOM\_NL\_\_2P/MPH/PRODUCT\_ERR=0
- Valid point profile: GOM\_NL\_\_2P/NL\_LOCAL\_SPECIES\_DENSITY/pcd(0)=0

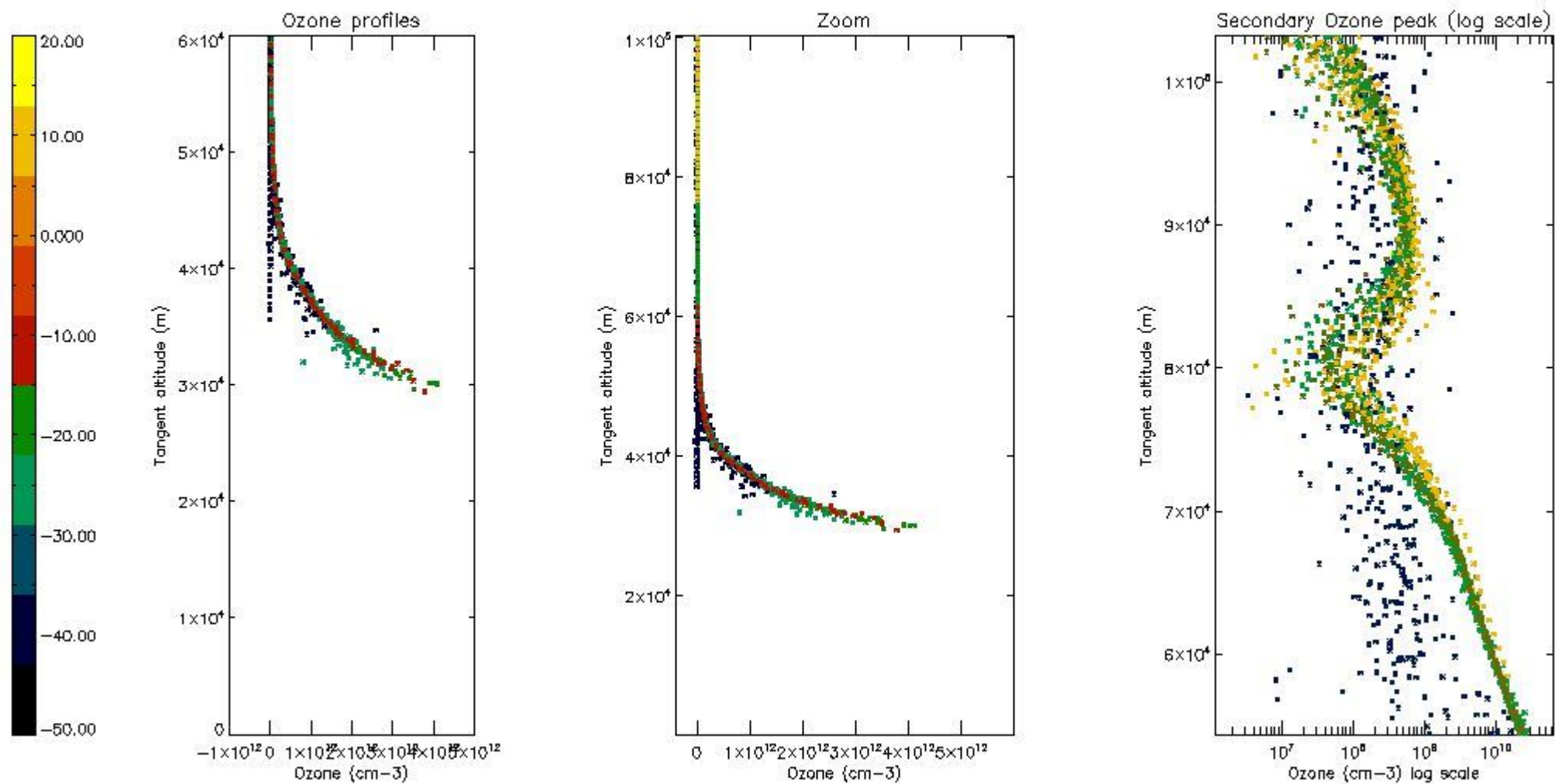
So, the table below shows the percentage of dark limb and valid observations for each criteria with respect to the overall valid daily observations.

Criteria	% of total production
All STD	38
STD < 20	19

STD < 10	14
STD < 5	11

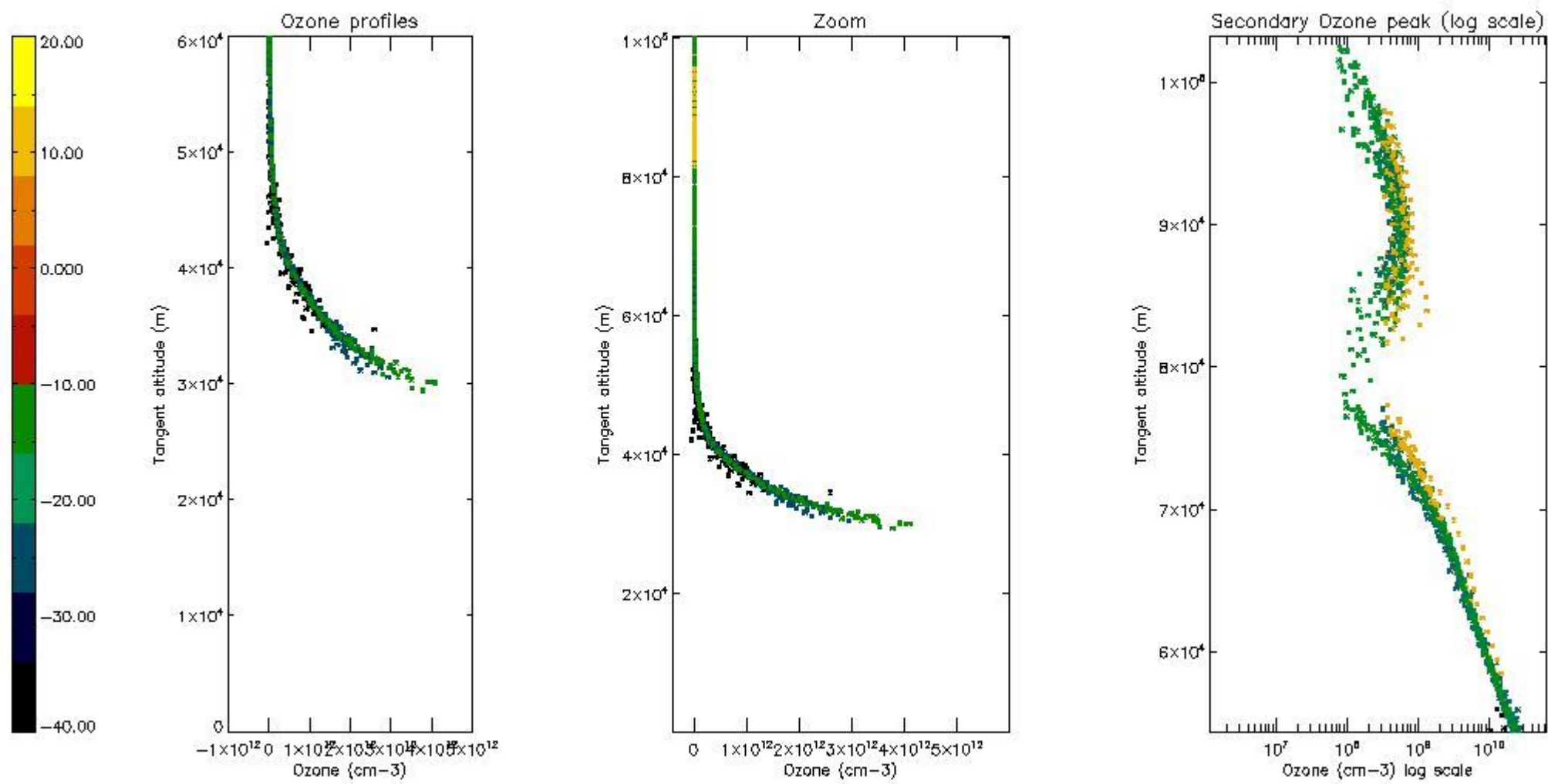
5.2 Plot ozone profiles for all STD (dark without errors)

The colorbar represents the latitude.



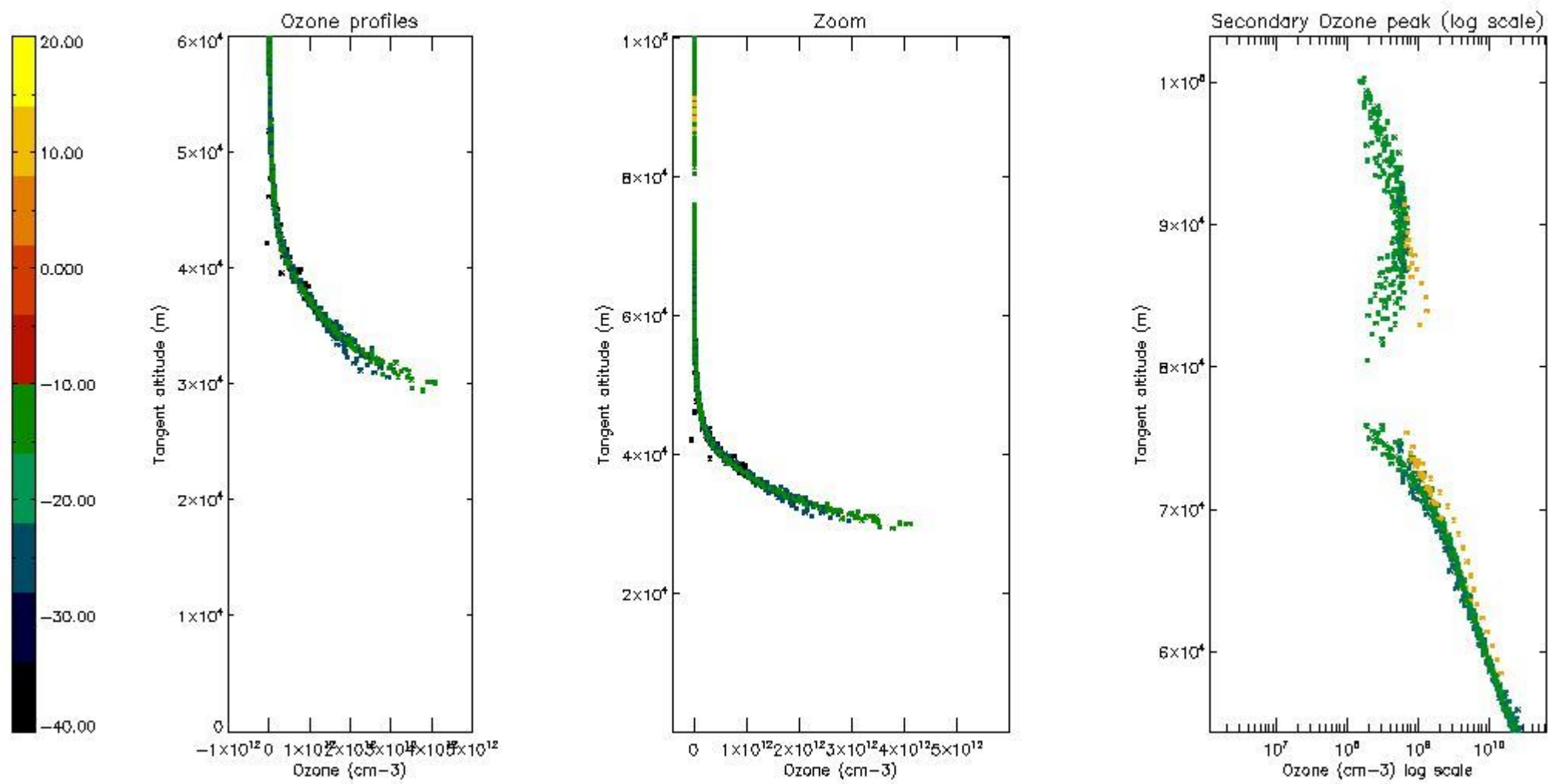
5.3 Plot ozone profiles where STD < 20% (dark without errors)

The colorbar represents the latitude.



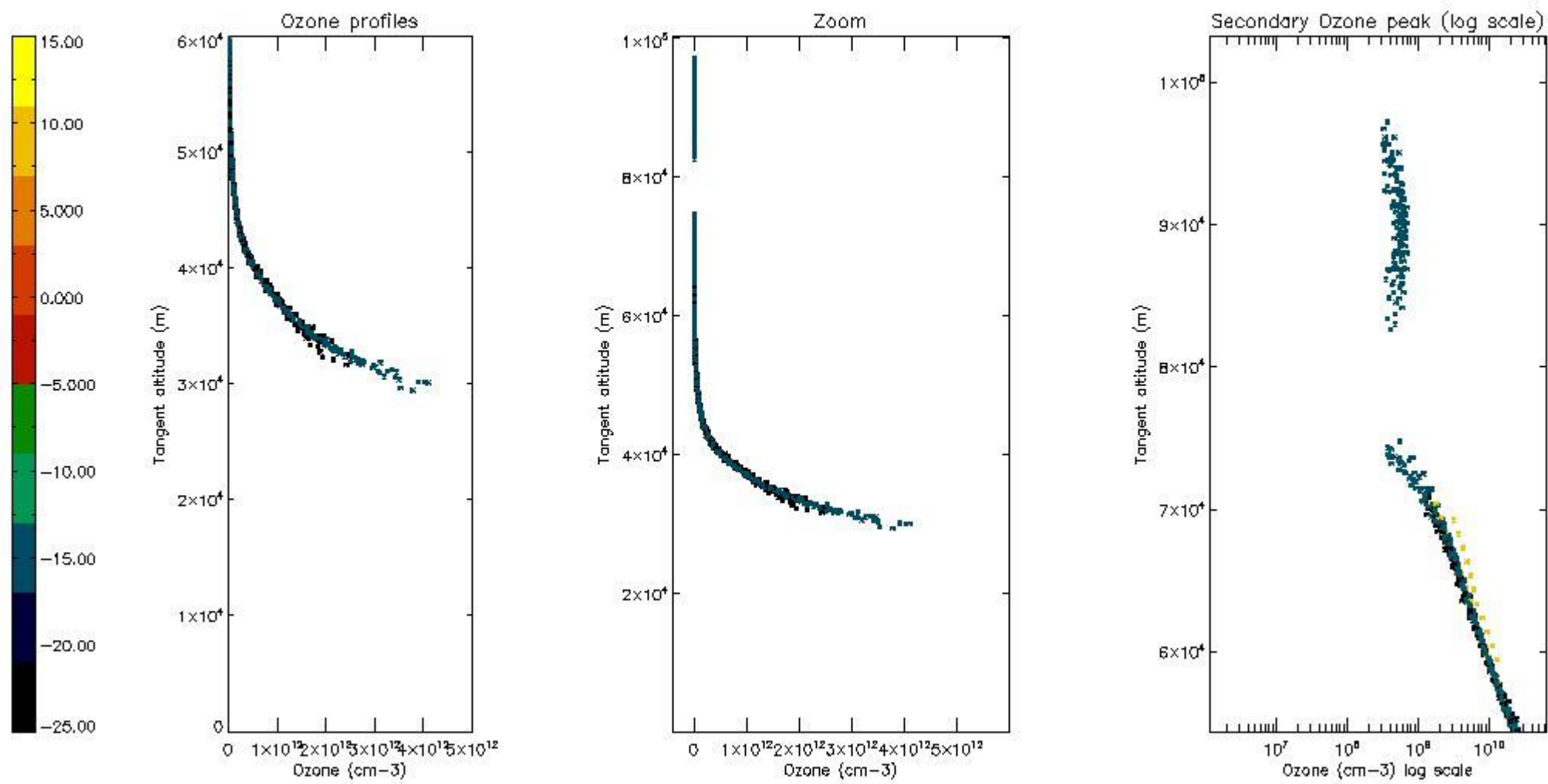
*5.4 Plot ozone profiles where STD < 10% (dark without errors)*

The colorbar represents the latitude.



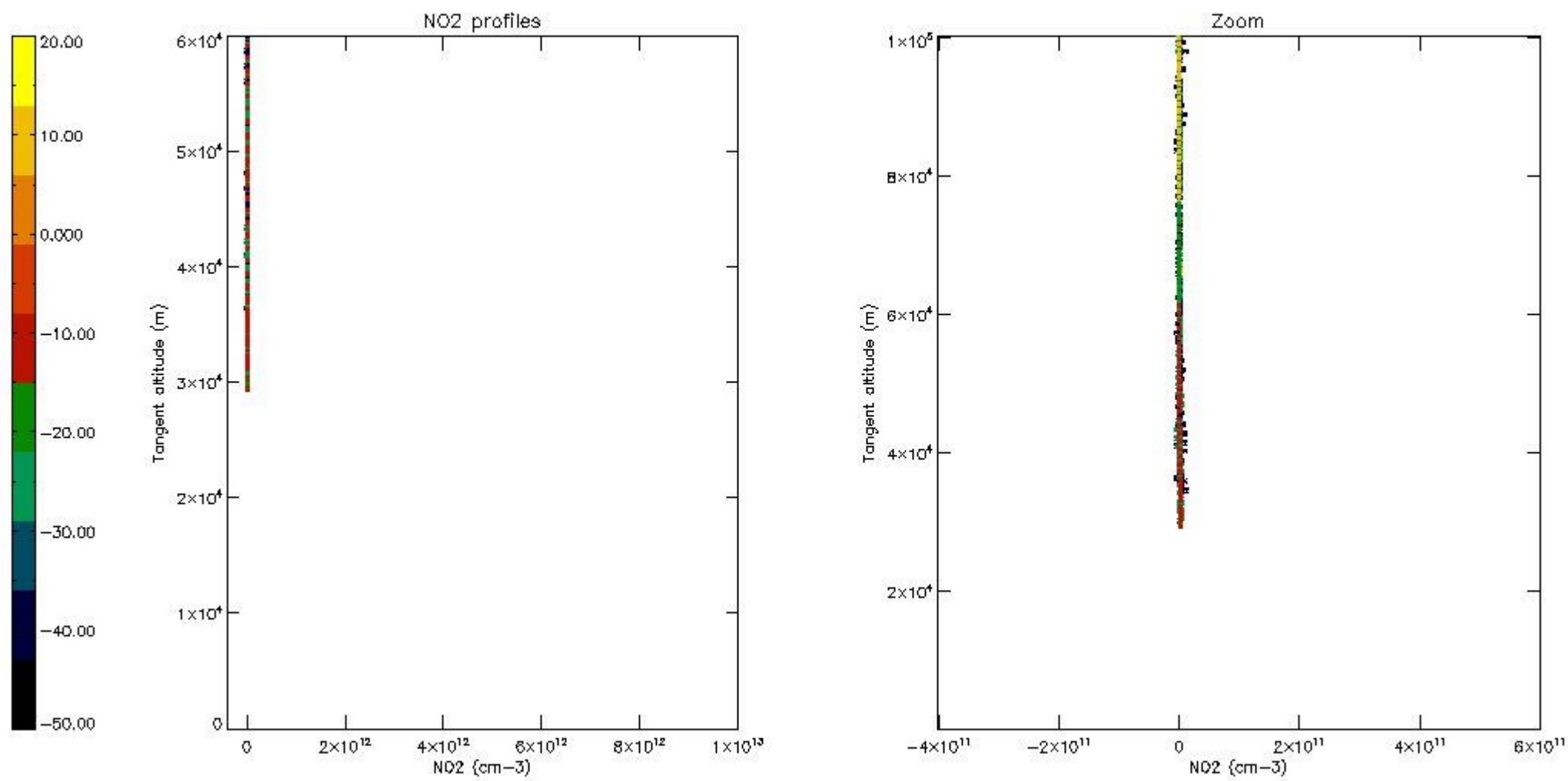
*5.5 Plot ozone profiles where STD < 5% (dark without errors)*

The colorbar represents the latitude.



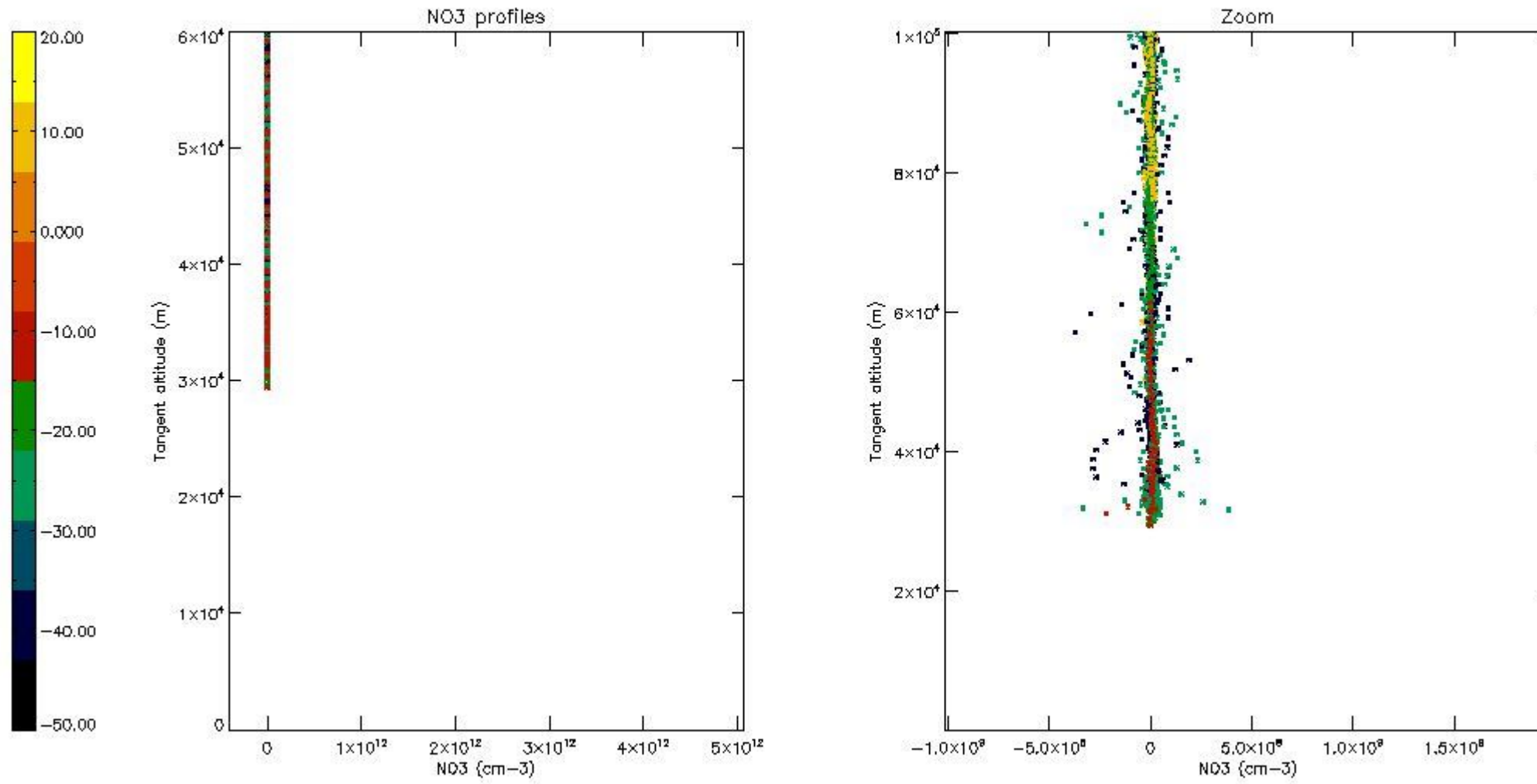
*5.6 Plot NO<sub>2</sub> profiles for all STD (dark without errors)*

The colorbar represents the latitude.



*5.7 Plot NO3 profiles for all STD (dark without errors)*

The colorbar represents the latitude.



## 6. Auxiliary Data Files used for the production reported in section 2

The number reported in the third column indicates since which file (see list in section 2) the corresponding auxiliary file has been used. The fourth column is the date of those product files.

Type	Auxiliary Filename	Used since product	Used since product date
INST_PHYS_CHARACTERISTICS	GOM_INS_AXVIEC20091111_143220_20030716_120000_20500101_000000	1	04-OCT-2009 00:16:14
LEVEL-2_PROC_CONFIG	GOM_PR2_AXVIEC20091111_152718_20020301_000000_20500101_000000	1	04-OCT-2009 00:16:14
CROSS_SECTIONS_FILE	GOM_CRS_AXVIEC20091111_154832_20020301_000000_20500101_000000	1	04-OCT-2009 00:16:14



# GOMOS Level 2 Daily Report

## SUMMARY

### [1. General Info](#)

### [2. Summary of processed GOM\\_NL\\_2P products](#)

### [3. Level 2 Quality information per product](#)

#### [3.1 Plot of level 2 quality information per product \(time dependant\)](#)

#### [3.2 Plot of level 2 quality information per product \(world map\)](#)

### [4. Level 1 Quality information per product \(stored on level 2 products\)](#)

#### [4.1 Plot of level 1 quality information per product \(time dependant\)](#)

##### [4.1.1 Plot of level 1 quality information per product \(time dependant\): ASCENDING](#)

##### [4.1.2 Plot of level 1 quality information per product \(time dependant\): DESCENDING](#)

#### [4.2 Plot of level 1 quality information per product \(world map\)](#)

##### [4.2.1 Plot of level 1 quality information per product \(world map\): ASCENDING](#)

##### [4.2.2 Plot of level 1 quality information per product \(world map\): DESCENDING](#)

### [5. Ozone profiles based on quality statistics and other trace gas profiles](#)

#### [5.1 Ozone statistics based on quality of products](#)

#### [5.2 Plot ozone profiles for all STD \(dark without errors\)](#)

#### [5.3 Plot ozone profiles where STD < 20% \(dark without errors\)](#)

#### [5.4. Plot ozone profiles where STD < 10% \(dark without errors\)](#)

#### [5.5. Plot ozone profiles where STD < 5% \(dark without errors\)](#)

#### [5.6 Plot NO2 profiles for all STD \(dark without errors\)](#)

#### [5.7 Plot NO3 profiles for all STD \(dark without errors\)](#)

#### [5.8 Plot H2O profiles \(only for occultations of stars 1,2,3,4,13,14,16,26,63 dark without errors\) for all STD](#)

### [6. Auxiliary Data Files used for the production reported in section 2](#)

This report presents the daily analysis on parameters extracted from GOMOS level 2 data (GOM\_NL\_\_2P). It is intended to monitor some important parameters that will impact the quality of these products. A list of level 2 products (and content) that have arrived during the reporting day to the PCF is also given.

Item	Value
Time of report generation	26APR2013 13:04:48
Data source version	GOMOS/6.01
Start time of products	04-10-2009 (04OCT2009 00:00:00)
Stop time of products	05-10-2009 (05OCT2009 00:00:00)
Store outputs in DB	Yes
Nb of level 2 prods	170
Nb of prods with errors	0

## 2. Summary of processed GOM\_NL\_\_2P products.

Nr	Filename	UTC Start time	Limb	Duration	Star Id	Star Name	Star Mag	Star Temp	Nb Meas	Orbit	Prod. error
1	GOM_NL__2PRFIN20091004_001614_000000382083_00073_39706_0733.N1	04-OCT-2009 00:16:14	Dark	38.000	132	15Rho Pup	2.8030	6900.0	76	39706	No
2	GOM_NL__2PRFIN20091004_002002_000000432083_00073_39706_0734.N1	04-OCT-2009 00:20:02	Dark	43.000	88	31Eta CMa	2.4480	20000.	86	39706	No
3	GOM_NL__2PRFIN20091004_002155_000000482083_00073_39706_0735.N1	04-OCT-2009 00:21:55	Dark	47.500	23	21Eps CMa	1.5020	26000.	95	39706	No
4	GOM_NL__2PRFIN20091004_002918_000000432083_00074_39707_0815.N1	04-OCT-2009 00:29:18	Dark	43.000	108	Alp Col	2.6520	15200.	86	39707	No
5	GOM_NL__2PRFIN20091004_003853_000000402083_00074_39707_0816.N1	04-OCT-2009 00:38:53	Straylight	40.000	157	The1Eri	2.9060	9300.0	80	39707	No
6	GOM_NL__2PRFIN20091004_004910_000000342083_00074_39707_0817.N1	04-OCT-2009 00:49:10	Straylight	34.000	52	16Bet Cet	2.0370	4500.0	68	39707	No
7	GOM_NL__2PRFIN20091004_005925_000000342083_00074_39707_0818.N1	04-OCT-2009 00:59:25	Bright	33.500	140	88Gam Peg	2.8340	26000.	67	39707	No
8	GOM_NL__2PRFIN20091004_010332_000000342083_00074_39707_0819.N1	04-OCT-2009 01:03:32	Bright	33.500	58	21Alp And	2.0730	11000.	67	39707	No
9	GOM_NL__2PRFIN20091004_010658_000000412083_00074_39707_0820.N1	04-OCT-2009 01:06:58	Bright	41.000	53	43Bet And	2.0480	3300.0	82	39707	No
10	GOM_NL__2PRFIN20091004_011158_000000342083_00074_39707_0821.N1	04-OCT-2009 01:11:58	Bright	34.000	68	18Alp Cas	2.2250	4500.0	68	39707	No
11	GOM_NL__2PRFIN20091004_011323_000000342083_00074_39707_0822.N1	04-OCT-2009 01:13:23	Bright	34.000	76	27Gam Cas	2.3000	30000.	68	39707	No
12	GOM_NL__2PRFIN20091004_015651_000000382083_00074_39707_0823.N1	04-OCT-2009 01:56:51	Dark	37.500	132	15Rho Pup	2.8030	6900.0	75	39707	No
13	GOM_NL__2PRFIN20091004_020040_000000422083_00074_39707_0824.N1	04-OCT-2009 02:00:40	Dark	42.000	88	31Eta CMa	2.4480	20000.	84	39707	No
14	GOM_NL__2PRFIN20091004_020233_000000482083_00074_39707_0825.N1	04-OCT-2009 02:02:33	Dark	47.500	23	21Eps CMa	1.5020	26000.	95	39707	No
15	GOM_NL__2PRFIN20091004_020956_000000412083_00075_39708_0820.N1	04-OCT-2009 02:09:56	Dark	41.000	108	Alp Col	2.6520	15200.	82	39708	No
16	GOM_NL__2PRFIN20091004_021929_000000412083_00075_39708_0821.N1	04-OCT-2009 02:19:29	Straylight	40.500	157	The1Eri	2.9060	9300.0	81	39708	No
17	GOM_NL__2PRFIN20091004_022946_000000342083_00075_39708_0822.N1	04-OCT-2009 02:29:46	Straylight	34.000	52	16Bet Cet	2.0370	4500.0	68	39708	No
18	GOM_NL__2PRFIN20091004_024000_000000352083_00075_39708_0823.N1	04-OCT-2009 02:40:00	Bright	34.500	140	88Gam Peg	2.8340	26000.	69	39708	No
19	GOM_NL__2PRFIN20091004_024406_000000352083_00075_39708_0824.N1	04-OCT-2009 02:44:06	Bright	35.000	58	21Alp And	2.0730	11000.	70	39708	No
20	GOM_NL__2PRFIN20091004_024734_000000412083_00075_39708_0825.N1	04-OCT-2009 02:47:34	Bright	41.000	53	43Bet And	2.0480	3300.0	82	39708	No
21	GOM_NL__2PRFIN20091004_025232_000000352083_00075_39708_0826.N1	04-OCT-2009 02:52:32	Bright	35.000	68	18Alp Cas	2.2250	4500.0	70	39708	No
22	GOM_NL__2PRFIN20091004_025358_000000352083_00075_39708_0827.N1	04-OCT-2009 02:53:58	Bright	34.500	76	27Gam Cas	2.3000	30000.	69	39708	No
23	GOM_NL__2PRFIN20091004_025731_000000272083_00075_39708_0828.N1	04-OCT-2009 02:57:31	Tw_i_and_stray	26.500	160	23Gam Per	2.9300	4700.0	53	39708	No
24	GOM_NL__2PRFIN20091004_033728_000000382083_00075_39708_0829.N1	04-OCT-2009 03:37:28	Dark	37.500	132	15Rho Pup	2.8030	6900.0	75	39708	No
25	GOM_NL__2PRFIN20091004_034116_000000432083_00075_39708_0830.N1	04-OCT-2009 03:41:16	Dark	43.000	88	31Eta CMa	2.4480	20000.	86	39708	No
26	GOM_NL__2PRFIN20091004_034310_000000482083_00075_39708_0831.N1	04-OCT-2009 03:43:10	Dark	48.000	23	21Eps CMa	1.5020	26000.	96	39708	No
27	GOM_NL__2PRFIN20091004_035033_000000412083_00076_39709_0828.N1	04-OCT-2009 03:50:33	Dark	41.000	108	Alp Col	2.6520	15200.	82	39709	No
28	GOM_NL__2PRFIN20091004_040005_000000412083_00076_39709_0829.N1	04-OCT-2009 04:00:05	Straylight	41.000	157	The1Eri	2.9060	9300.0	82	39709	No
29	GOM_NL__2PRFIN20091004_041022_000000342083_00076_39709_0830.N1	04-OCT-2009 04:10:22	Straylight	33.500	52	16Bet Cet	2.0370	4500.0	67	39709	No
30	GOM_NL__2PRFIN20091004_042036_000000352083_00076_39709_0831.N1	04-OCT-2009 04:20:36	Bright	34.500	140	88Gam Peg	2.8340	26000.	69	39709	No
31	GOM_NL__2PRFIN20091004_042442_000000352083_00076_39709_0832.N1	04-OCT-2009 04:24:42	Bright	34.500	58	21Alp And	2.0730	11000.	69	39709	No
32	GOM_NL__2PRFIN20091004_042809_000000412083_00076_39709_0833.N1	04-OCT-2009 04:28:09	Bright	40.500	53	43Bet And	2.0480	3300.0	81	39709	No
33	GOM_NL__2PRFIN20091004_043308_000000352083_00076_39709_0834.N1	04-OCT-2009 04:33:08	Bright	34.500	68	18Alp Cas	2.2250	4500.0	69	39709	No
34	GOM_NL__2PRFIN20091004_043433_000000352083_00076_39709_0835.N1	04-OCT-2009 04:34:33	Bright	34.500	76	27Gam Cas	2.3000	30000.	69	39709	No
35	GOM_NL__2PRFIN20091004_043806_000000272083_00076_39709_0836.N1	04-OCT-2009 04:38:06	Tw_i_and_stray	26.500	160	23Gam Per	2.9300	4700.0	53	39709	No
36	GOM_NL__2PRFIN20091004_051805_000000382083_00076_39709_0837.N1	04-OCT-2009 05:18:05	Dark	37.500	132	15Rho Pup	2.8030	6900.0	75	39709	No
37	GOM_NL__2PRFIN20091004_052154_000000432083_00076_39709_0838.N1	04-OCT-2009 05:21:54	Dark	42.500	88	31Eta CMa	2.4480	20000.	85	39709	No
38	GOM_NL__2PRFIN20091004_052347_000000482083_00076_39709_0839.N1	04-OCT-2009 05:23:47	Dark	47.500	23	21Eps CMa	1.5020	26000.	95	39709	No
39	GOM_NL__2PRFIN20091004_053110_000000392083_00077_39710_0855.N1	04-OCT-2009 05:31:10	Dark	39.000	108	Alp Col	2.6520	15200.	78	39710	No
40	GOM_NL__2PRFIN20091004_054042_000000412083_00077_39710_0856.N1	04-OCT-2009 05:40:42	Straylight	41.000	157	The1Eri	2.9060	9300.0	82	39710	No
41	GOM_NL__2PRFIN20091004_055059_000000342083_00077_39710_0857.N1	04-OCT-2009 05:50:59	Straylight	34.000	52	16Bet Cet	2.0370	4500.0	68	39710	No
42	GOM_NL__2PRFIN20091004_060112_000000352083_00077_39710_0858.N1	04-OCT-2009 06:01:12	Bright	35.000	140	88Gam Peg	2.8340	26000.	70	39710	No

43	GOM_NL__2PRFIN20091004_060518_000000352083_00077_39710_0859.N1	04-OCT-2009 06:05:18	Bright	35.000	58	21Alp And	2.0730	11000.	70	39710	No
44	GOM_NL__2PRFIN20091004_060845_000000422083_00077_39710_0860.N1	04-OCT-2009 06:08:45	Bright	41.500	53	43Bet And	2.0480	3300.0	83	39710	No
45	GOM_NL__2PRFIN20091004_061344_000000352083_00077_39710_0861.N1	04-OCT-2009 06:13:44	Bright	35.000	68	18Alp Cas	2.2250	4500.0	70	39710	No
46	GOM_NL__2PRFIN20091004_061509_000000352083_00077_39710_0862.N1	04-OCT-2009 06:15:09	Bright	35.000	76	27Gam Cas	2.3000	30000.	70	39710	No
47	GOM_NL__2PRFIN20091004_061840_000000302083_00077_39710_0863.N1	04-OCT-2009 06:18:40	Tw_i_and_stray	29.500	160	23Gam Per	2.9300	4700.0	59	39710	No
48	GOM_NL__2PRFIN20091004_065842_000000382083_00077_39710_0864.N1	04-OCT-2009 06:58:42	Dark	38.000	132	15Rho Pup	2.8030	6900.0	76	39710	No
49	GOM_NL__2PRFIN20091004_070231_000000432083_00077_39710_0865.N1	04-OCT-2009 07:02:31	Dark	43.000	88	31Eta CMa	2.4480	20000.	86	39710	No
50	GOM_NL__2PRFIN20091004_070425_000000482083_00077_39710_0866.N1	04-OCT-2009 07:04:25	Dark	48.000	23	21Eps CMa	1.5020	26000.	96	39710	No
51	GOM_NL__2PRFIN20091004_071148_000000392083_00078_39711_0863.N1	04-OCT-2009 07:11:48	Dark	39.000	108	Alp Col	2.6520	15200.	78	39711	No
52	GOM_NL__2PRFIN20091004_072119_000000412083_00078_39711_0864.N1	04-OCT-2009 07:21:19	Straylight	40.500	157	The1Eri	2.9060	9300.0	81	39711	No
53	GOM_NL__2PRFIN20091004_073135_000000342083_00078_39711_0865.N1	04-OCT-2009 07:31:35	Straylight	33.500	52	16Bet Cet	2.0370	4500.0	67	39711	No
54	GOM_NL__2PRFIN20091004_074148_000000352083_00078_39711_0866.N1	04-OCT-2009 07:41:48	Bright	34.500	140	88Gam Peg	2.8340	26000.	69	39711	No
55	GOM_NL__2PRFIN20091004_074554_000000352083_00078_39711_0867.N1	04-OCT-2009 07:45:54	Bright	34.500	58	21Alp And	2.0730	11000.	69	39711	No
56	GOM_NL__2PRFIN20091004_074920_000000412083_00078_39711_0868.N1	04-OCT-2009 07:49:20	Bright	41.000	53	43Bet And	2.0480	3300.0	82	39711	No
57	GOM_NL__2PRFIN20091004_075419_000000352083_00078_39711_0869.N1	04-OCT-2009 07:54:19	Bright	34.500	68	18Alp Cas	2.2250	4500.0	69	39711	No
58	GOM_NL__2PRFIN20091004_075545_000000342083_00078_39711_0870.N1	04-OCT-2009 07:55:45	Bright	34.000	76	27Gam Cas	2.3000	30000.	68	39711	No
59	GOM_NL__2PRFIN20091004_075916_000000302083_00078_39711_0871.N1	04-OCT-2009 07:59:16	Tw_i_and_stray	30.000	160	23Gam Per	2.9300	4700.0	60	39711	No
60	GOM_NL__2PRFIN20091004_083919_000000382083_00078_39711_0872.N1	04-OCT-2009 08:39:19	Dark	38.000	132	15Rho Pup	2.8030	6900.0	76	39711	No
61	GOM_NL__2PRFIN20091004_084308_000000432083_00078_39711_0873.N1	04-OCT-2009 08:43:08	Dark	43.000	88	31Eta CMa	2.4480	20000.	86	39711	No
62	GOM_NL__2PRFIN20091004_084502_000000482083_00078_39711_0874.N1	04-OCT-2009 08:45:02	Dark	48.000	23	21Eps CMa	1.5020	26000.	96	39711	No
63	GOM_NL__2PRFIN20091004_085225_000000372083_00079_39712_0873.N1	04-OCT-2009 08:52:25	Dark	37.000	108	Alp Col	2.6520	15200.	74	39712	No
64	GOM_NL__2PRFIN20091004_090156_000000402083_00079_39712_0874.N1	04-OCT-2009 09:01:56	Straylight	40.000	157	The1Eri	2.9060	9300.0	80	39712	No
65	GOM_NL__2PRFIN20091004_091211_000000332083_00079_39712_0875.N1	04-OCT-2009 09:12:11	Straylight	32.500	52	16Bet Cet	2.0370	4500.0	65	39712	No
66	GOM_NL__2PRFIN20091004_092223_000000342083_00079_39712_0876.N1	04-OCT-2009 09:22:23	Bright	34.000	140	88Gam Peg	2.8340	26000.	68	39712	No
67	GOM_NL__2PRFIN20091004_092629_000000352083_00079_39712_0877.N1	04-OCT-2009 09:26:29	Bright	34.500	58	21Alp And	2.0730	11000.	69	39712	No
68	GOM_NL__2PRFIN20091004_092955_000000412083_00079_39712_0878.N1	04-OCT-2009 09:29:55	Bright	40.500	53	43Bet And	2.0480	3300.0	81	39712	No
69	GOM_NL__2PRFIN20091004_093455_000000352083_00079_39712_0879.N1	04-OCT-2009 09:34:55	Bright	34.500	68	18Alp Cas	2.2250	4500.0	69	39712	No
70	GOM_NL__2PRFIN20091004_093620_000000352083_00079_39712_0880.N1	04-OCT-2009 09:36:20	Bright	34.500	76	27Gam Cas	2.3000	30000.	69	39712	No
71	GOM_NL__2PRFIN20091004_093951_000000322083_00079_39712_0881.N1	04-OCT-2009 09:39:51	Tw_i_and_stray	32.000	160	23Gam Per	2.9300	4700.0	64	39712	No
72	GOM_NL__2PRFIN20091004_101956_000000382083_00079_39712_0882.N1	04-OCT-2009 10:19:56	Dark	37.500	132	15Rho Pup	2.8030	6900.0	75	39712	No
73	GOM_NL__2PRFIN20091004_102345_000000432083_00079_39712_0883.N1	04-OCT-2009 10:23:45	Dark	43.000	88	31Eta CMa	2.4480	20000.	86	39712	No
74	GOM_NL__2PRFIN20091004_102539_000000482083_00079_39712_0884.N1	04-OCT-2009 10:25:39	Dark	47.500	23	21Eps CMa	1.5020	26000.	95	39712	No
75	GOM_NL__2PRFIN20091004_103303_000000372083_00080_39713_0891.N1	04-OCT-2009 10:33:03	Dark	37.000	108	Alp Col	2.6520	15200.	74	39713	No
76	GOM_NL__2PRFIN20091004_104232_000000412083_00080_39713_0892.N1	04-OCT-2009 10:42:32	Straylight	41.000	157	The1Eri	2.9060	9300.0	82	39713	No
77	GOM_NL__2PRFIN20091004_105247_000000332083_00080_39713_0893.N1	04-OCT-2009 10:52:47	Straylight	33.000	52	16Bet Cet	2.0370	4500.0	66	39713	No
78	GOM_NL__2PRFIN20091004_110259_000000342083_00080_39713_0894.N1	04-OCT-2009 11:02:59	Bright	34.000	140	88Gam Peg	2.8340	26000.	68	39713	No
79	GOM_NL__2PRFIN20091004_110705_000000352083_00080_39713_0895.N1	04-OCT-2009 11:07:05	Bright	35.000	58	21Alp And	2.0730	11000.	70	39713	No
80	GOM_NL__2PRFIN20091004_111031_000000412083_00080_39713_0896.N1	04-OCT-2009 11:10:31	Bright	41.000	53	43Bet And	2.0480	3300.0	82	39713	No
81	GOM_NL__2PRFIN20091004_111530_000000352083_00080_39713_0897.N1	04-OCT-2009 11:15:30	Bright	35.000	68	18Alp Cas	2.2250	4500.0	70	39713	No
82	GOM_NL__2PRFIN20091004_111656_000000352083_00080_39713_0898.N1	04-OCT-2009 11:16:56	Bright	35.000	76	27Gam Cas	2.3000	30000.	70	39713	No
83	GOM_NL__2PRFIN20091004_112026_000000322083_00080_39713_0899.N1	04-OCT-2009 11:20:26	Tw_i_and_stray	32.000	160	23Gam Per	2.9300	4700.0	64	39713	No
84	GOM_NL__2PRFIN20091004_120033_000000382083_00080_39713_0900.N1	04-OCT-2009 12:00:33	Dark	37.500	132	15Rho Pup	2.8030	6900.0	75	39713	No
85	GOM_NL__2PRFIN20091004_120422_000000442083_00080_39713_0901.N1	04-OCT-2009 12:04:22	Dark	43.500	88	31Eta CMa	2.4480	20000.	87	39713	No
86	GOM_NL__2PRFIN20091004_120617_000000482083_00080_39713_0902.N1	04-OCT-2009 12:06:17	Dark	48.000	23	21Eps CMa	1.5020	26000.	96	39713	No
87	GOM_NL__2PRFIN20091004_121340_000000352083_00081_39714_0905.N1	04-OCT-2009 12:13:40	Dark	35.000	108	Alp Col	2.6520	15200.	70	39714	No
88	GOM_NL__2PRFIN20091004_122309_000000412083_00081_39714_0906.N1	04-OCT-2009 12:23:09	Straylight	40.500	157	The1Eri	2.9060	9300.0	81	39714	No
89	GOM_NL__2PRFIN20091004_123323_000000342083_00081_39714_0907.N1	04-OCT-2009 12:33:23	Straylight	34.000	52	16Bet Cet	2.0370	4500.0	68	39714	No
90	GOM_NL__2PRFIN20091004_124334_000000342083_00081_39714_0908.N1	04-OCT-2009 12:43:34	Bright	33.500	140	88Gam Peg	2.8340	26000.	67	39714	No
91	GOM_NL__2PRFIN20091004_124741_000000352083_00081_39714_0909.N1	04-OCT-2009 12:47:41	Bright	35.000	58	21Alp And	2.0730	11000.	70	39714	No
92	GOM_NL__2PRFIN20091004_125106_000000412083_00081_39714_0910.N1	04-OCT-2009 12:51:06	Bright	41.000	53	43Bet And	2.0480	3300.0	82	39714	No
93	GOM_NL__2PRFIN20091004_125606_000000352083_00081_39714_0911.N1	04-OCT-2009 12:56:06	Bright	34.500	68	18Alp Cas	2.2250	4500.0	69	39714	No
94	GOM_NL__2PRFIN20091004_125732_000000352083_00081_39714_0912.N1	04-OCT-2009 12:57:32	Bright	34.500	76	27Gam Cas	2.3000	30000.	69	39714	No
95	GOM_NL__2PRFIN20091004_130101_000000352083_00081_39714_0913.N1	04-OCT-2009 13:01:01	Tw_i_and_stray	35.000	160	23Gam Per	2.9300	4700.0	70	39714	No
96	GOM_NL__2PRFIN20091004_134109_000000382083_00081_39714_0914.N1	04-OCT-2009 13:41:09	Dark	38.000	132	15Rho Pup	2.8030	6900.0	76	39714	No
97	GOM_NL__2PRFIN20091004_134459_000000442083_00081_39714_0915.N1	04-OCT-2009 13:44:59	Dark	43.500	88	31Eta CMa	2.4480	20000.	87	39714	No
98	GOM_NL__2PRFIN20091004_134654_000000492083_00081_39714_0916.N1	04-OCT-2009 13:46:54	Dark	48.500	23	21Eps CMa	1.5020	26000.	97	39714	No
99	GOM_NL__2PRFIN20091004_135418_000000352083_00082_39715_0914.N1	04-OCT-2009 13:54:18	Dark	35.000	108	Alp Col	2.6520	15200.	70	39715	No
100	GOM_NL__2PRFIN20091004_140346_000000232083_00082_39715_0915.N1	04-OCT-2009 14:03:46	Straylight	22.500	157	The1Eri	2.9060	9300.0	45	39715	No
101	GOM_NL__2PRFIN20091004_141359_000000192083_00082_39715_0916.N1	04-OCT-2009 14:13:59	Straylight	18.500	52	16Bet Cet	2.0370	4500.0	37	39715	No

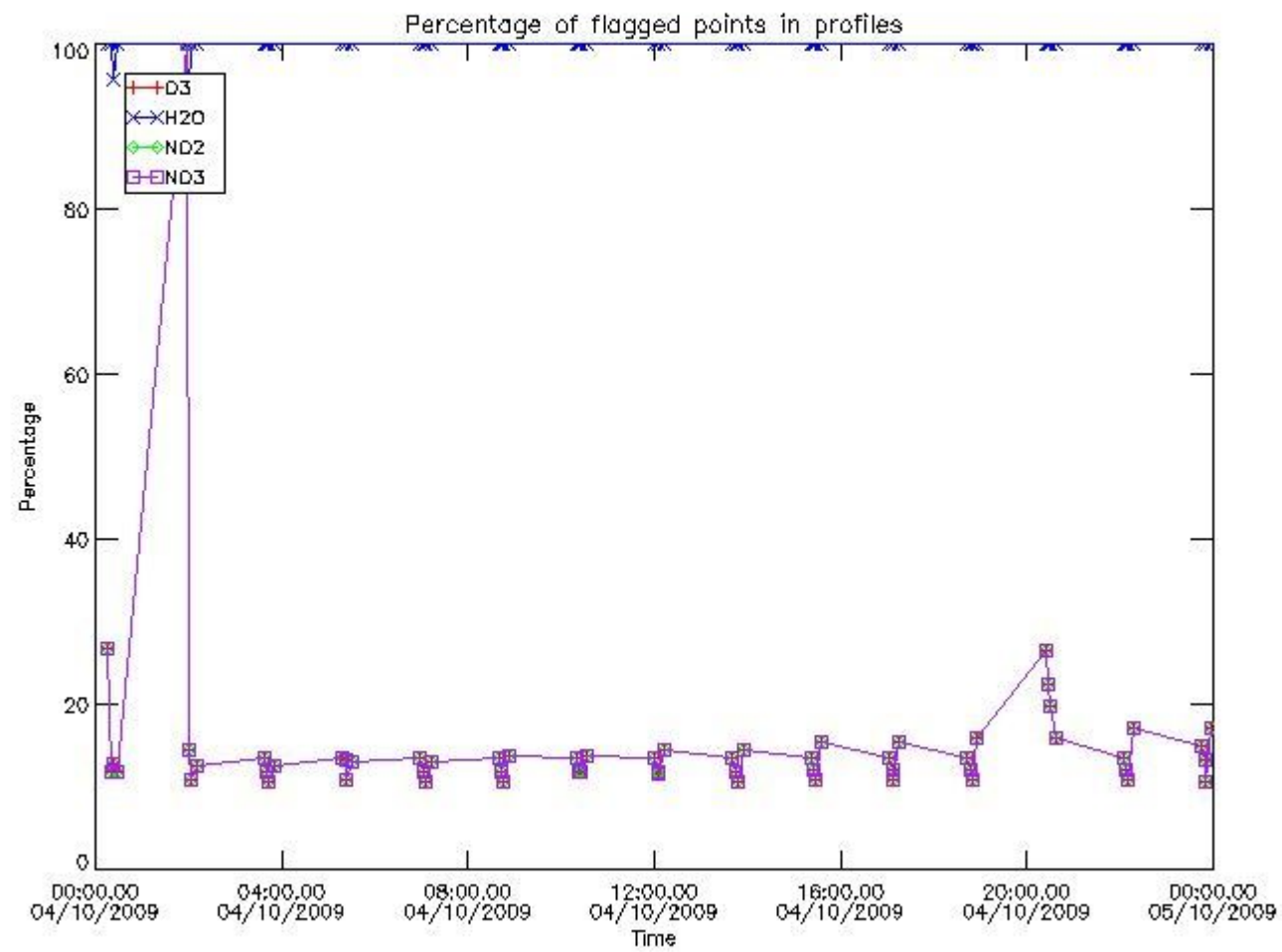
102	GOM_NL__2PRFIN20091004_142411_000000192083_00082_39715_0917.N1	04-OCT-2009 14:24:11	Twl_and_stray	19.000	140	88Gam Peg	2.8340	26000.	38	39715	No
103	GOM_NL__2PRFIN20091004_142817_000000352083_00082_39715_0918.N1	04-OCT-2009 14:28:17	Bright	34.500	58	21Alp And	2.0730	11000.	69	39715	No
104	GOM_NL__2PRFIN20091004_143141_000000412083_00082_39715_0919.N1	04-OCT-2009 14:31:41	Bright	41.000	53	43Bet And	2.0480	3300.0	82	39715	No
105	GOM_NL__2PRFIN20091004_143642_000000342083_00082_39715_0920.N1	04-OCT-2009 14:36:42	Bright	34.000	68	18Alp Cas	2.2250	4500.0	68	39715	No
106	GOM_NL__2PRFIN20091004_143807_000000342083_00082_39715_0921.N1	04-OCT-2009 14:38:07	Bright	34.000	76	27Gam Cas	2.3000	30000.	68	39715	No
107	GOM_NL__2PRFIN20091004_144136_000000352083_00082_39715_0922.N1	04-OCT-2009 14:41:36	Twl_and_stray	35.000	160	23Gam Per	2.9300	4700.0	70	39715	No
108	GOM_NL__2PRFIN20091004_152146_000000382083_00082_39715_0923.N1	04-OCT-2009 15:21:46	Dark	37.500	132	15Rho Pup	2.8030	6900.0	75	39715	No
109	GOM_NL__2PRFIN20091004_152536_000000432083_00082_39715_0924.N1	04-OCT-2009 15:25:36	Dark	42.500	88	31Eta CMa	2.4480	20000.	85	39715	No
110	GOM_NL__2PRFIN20091004_152731_000000482083_00082_39715_0925.N1	04-OCT-2009 15:27:31	Dark	47.500	23	21Eps CMa	1.5020	26000.	95	39715	No
111	GOM_NL__2PRFIN20091004_153455_000000332083_00083_39716_0923.N1	04-OCT-2009 15:34:55	Dark	33.000	108	Alp Col	2.6520	15200.	66	39716	No
112	GOM_NL__2PRFIN20091004_154422_000000402083_00083_39716_0924.N1	04-OCT-2009 15:44:22	Straylight	39.500	157	The1Eri	2.9060	9300.0	79	39716	No
113	GOM_NL__2PRFIN20091004_155435_000000342083_00083_39716_0925.N1	04-OCT-2009 15:54:35	Straylight	33.500	52	16Bet Cet	2.0370	4500.0	67	39716	No
114	GOM_NL__2PRFIN20091004_160446_000000342083_00083_39716_0926.N1	04-OCT-2009 16:04:46	Bright	34.000	140	88Gam Peg	2.8340	26000.	68	39716	No
115	GOM_NL__2PRFIN20091004_160852_000000342083_00083_39716_0927.N1	04-OCT-2009 16:08:52	Bright	34.000	58	21Alp And	2.0730	11000.	68	39716	No
116	GOM_NL__2PRFIN20091004_161217_000000402083_00083_39716_0928.N1	04-OCT-2009 16:12:17	Bright	40.000	53	43Bet And	2.0480	3300.0	80	39716	No
117	GOM_NL__2PRFIN20091004_161718_000000342083_00083_39716_0929.N1	04-OCT-2009 16:17:18	Bright	34.000	68	18Alp Cas	2.2250	4500.0	68	39716	No
118	GOM_NL__2PRFIN20091004_161843_000000342083_00083_39716_0930.N1	04-OCT-2009 16:18:43	Bright	34.000	76	27Gam Cas	2.3000	30000.	68	39716	No
119	GOM_NL__2PRFIN20091004_162211_000000382083_00083_39716_0931.N1	04-OCT-2009 16:22:11	Bright	38.000	160	23Gam Per	2.9300	4700.0	76	39716	No
120	GOM_NL__2PRFIN20091004_170223_000000382083_00083_39716_0932.N1	04-OCT-2009 17:02:23	Dark	37.500	132	15Rho Pup	2.8030	6900.0	75	39716	No
121	GOM_NL__2PRFIN20091004_170613_000000432083_00083_39716_0933.N1	04-OCT-2009 17:06:13	Dark	42.500	88	31Eta CMa	2.4480	20000.	85	39716	No
122	GOM_NL__2PRFIN20091004_170809_000000482083_00083_39716_0934.N1	04-OCT-2009 17:08:09	Dark	47.500	23	21Eps CMa	1.5020	26000.	95	39716	No
123	GOM_NL__2PRFIN20091004_171533_000000332083_00084_39717_0946.N1	04-OCT-2009 17:15:33	Dark	33.000	108	Alp Col	2.6520	15200.	66	39717	No
124	GOM_NL__2PRFIN20091004_172459_000000392083_00084_39717_0947.N1	04-OCT-2009 17:24:59	Straylight	39.000	157	The1Eri	2.9060	9300.0	78	39717	No
125	GOM_NL__2PRFIN20091004_173511_000000332083_00084_39717_0948.N1	04-OCT-2009 17:35:11	Straylight	33.000	52	16Bet Cet	2.0370	4500.0	66	39717	No
126	GOM_NL__2PRFIN20091004_174522_000000342083_00084_39717_0949.N1	04-OCT-2009 17:45:22	Bright	34.000	140	88Gam Peg	2.8340	26000.	68	39717	No
127	GOM_NL__2PRFIN20091004_174928_000000352083_00084_39717_0950.N1	04-OCT-2009 17:49:28	Bright	34.500	58	21Alp And	2.0730	11000.	69	39717	No
128	GOM_NL__2PRFIN20091004_175252_000000412083_00084_39717_0951.N1	04-OCT-2009 17:52:52	Bright	40.500	53	43Bet And	2.0480	3300.0	81	39717	No
129	GOM_NL__2PRFIN20091004_175753_000000352083_00084_39717_0952.N1	04-OCT-2009 17:57:53	Bright	34.500	68	18Alp Cas	2.2250	4500.0	69	39717	No
130	GOM_NL__2PRFIN20091004_175919_000000342083_00084_39717_0953.N1	04-OCT-2009 17:59:19	Bright	33.500	76	27Gam Cas	2.3000	30000.	67	39717	No
131	GOM_NL__2PRFIN20091004_180246_000000382083_00084_39717_0954.N1	04-OCT-2009 18:02:46	Bright	38.000	160	23Gam Per	2.9300	4700.0	76	39717	No
132	GOM_NL__2PRFIN20091004_184300_000000382083_00084_39717_0955.N1	04-OCT-2009 18:43:00	Dark	37.500	132	15Rho Pup	2.8030	6900.0	75	39717	No
133	GOM_NL__2PRFIN20091004_184651_000000432083_00084_39717_0956.N1	04-OCT-2009 18:46:51	Dark	42.500	88	31Eta CMa	2.4480	20000.	85	39717	No
134	GOM_NL__2PRFIN20091004_184846_000000482083_00084_39717_0957.N1	04-OCT-2009 18:48:46	Dark	47.500	23	21Eps CMa	1.5020	26000.	95	39717	No
135	GOM_NL__2PRFIN20091004_185610_000000322083_00085_39718_0955.N1	04-OCT-2009 18:56:10	Dark	32.000	108	Alp Col	2.6520	15200.	64	39718	No
136	GOM_NL__2PRFIN20091004_190535_000000392083_00085_39718_0956.N1	04-OCT-2009 19:05:35	Straylight	39.000	157	The1Eri	2.9060	9300.0	78	39718	No
137	GOM_NL__2PRFIN20091004_191547_000000332083_00085_39718_0957.N1	04-OCT-2009 19:15:47	Straylight	33.000	52	16Bet Cet	2.0370	4500.0	66	39718	No
138	GOM_NL__2PRFIN20091004_192558_000000342083_00085_39718_0958.N1	04-OCT-2009 19:25:58	Bright	34.000	140	88Gam Peg	2.8340	26000.	68	39718	No
139	GOM_NL__2PRFIN20091004_193004_000000342083_00085_39718_0959.N1	04-OCT-2009 19:30:04	Bright	34.000	58	21Alp And	2.0730	11000.	68	39718	No
140	GOM_NL__2PRFIN20091004_193328_000000402083_00085_39718_0960.N1	04-OCT-2009 19:33:28	Bright	40.000	53	43Bet And	2.0480	3300.0	80	39718	No
141	GOM_NL__2PRFIN20091004_193830_000000332083_00085_39718_0961.N1	04-OCT-2009 19:38:30	Bright	33.000	68	18Alp Cas	2.2250	4500.0	66	39718	No
142	GOM_NL__2PRFIN20091004_193954_000000192083_00085_39718_0962.N1	04-OCT-2009 19:39:54	Twl_and_stray	19.000	76	27Gam Cas	2.3000	30000.	38	39718	No
143	GOM_NL__2PRFIN20091004_194321_000000242083_00085_39718_0963.N1	04-OCT-2009 19:43:21	Twl_and_stray	23.500	160	23Gam Per	2.9300	4700.0	47	39718	No
144	GOM_NL__2PRFIN20091004_202337_000000202083_00085_39718_0964.N1	04-OCT-2009 20:23:37	Dark	19.500	132	15Rho Pup	2.8030	6900.0	39	39718	No
145	GOM_NL__2PRFIN20091004_202728_000000232083_00085_39718_0965.N1	04-OCT-2009 20:27:28	Dark	23.000	88	31Eta CMa	2.4480	20000.	46	39718	No
146	GOM_NL__2PRFIN20091004_202923_000000262083_00085_39718_0966.N1	04-OCT-2009 20:29:23	Dark	26.000	23	21Eps CMa	1.5020	26000.	52	39718	No
147	GOM_NL__2PRFIN20091004_203648_000000322083_00086_39719_0964.N1	04-OCT-2009 20:36:48	Dark	32.000	108	Alp Col	2.6520	15200.	64	39719	No
148	GOM_NL__2PRFIN20091004_204612_000000402083_00086_39719_0965.N1	04-OCT-2009 20:46:12	Straylight	40.000	157	The1Eri	2.9060	9300.0	80	39719	No
149	GOM_NL__2PRFIN20091004_205623_000000332083_00086_39719_0966.N1	04-OCT-2009 20:56:23	Straylight	33.000	52	16Bet Cet	2.0370	4500.0	66	39719	No
150	GOM_NL__2PRFIN20091004_210634_000000332083_00086_39719_0967.N1	04-OCT-2009 21:06:34	Bright	33.000	140	88Gam Peg	2.8340	26000.	66	39719	No
151	GOM_NL__2PRFIN20091004_211039_000000342083_00086_39719_0968.N1	04-OCT-2009 21:10:39	Bright	34.000	58	21Alp And	2.0730	11000.	68	39719	No
152	GOM_NL__2PRFIN20091004_211403_000000402083_00086_39719_0969.N1	04-OCT-2009 21:14:03	Bright	40.000	53	43Bet And	2.0480	3300.0	80	39719	No
153	GOM_NL__2PRFIN20091004_211904_000000342083_00086_39719_0970.N1	04-OCT-2009 21:19:04	Bright	34.000	68	18Alp Cas	2.2250	4500.0	68	39719	No
154	GOM_NL__2PRFIN20091004_212029_000000342083_00086_39719_0971.N1	04-OCT-2009 21:20:29	Bright	34.000	76	27Gam Cas	2.3000	30000.	68	39719	No
155	GOM_NL__2PRFIN20091004_212356_000000412083_00086_39719_0972.N1	04-OCT-2009 21:23:56	Bright	40.500	160	23Gam Per	2.9300	4700.0	81	39719	No
156	GOM_NL__2PRFIN20091004_220414_000000382083_00086_39719_0973.N1	04-OCT-2009 22:04:14	Dark	37.500	132	15Rho Pup	2.8030	6900.0	75	39719	No
157	GOM_NL__2PRFIN20091004_220805_000000432083_00086_39719_0974.N1	04-OCT-2009 22:08:05	Dark	42.500	88	31Eta CMa	2.4480	20000.	85	39719	No
158	GOM_NL__2PRFIN20091004_221001_000000482083_00086_39719_0975.N1	04-OCT-2009 22:10:01	Dark	47.500	23	21Eps CMa	1.5020	26000.	95	39719	No
159	GOM_NL__2PRFIN20091004_221725_000000302083_00087_39720_0973.N1	04-OCT-2009 22:17:25	Dark	30.000	108	Alp Col	2.6520	15200.	60	39720	No
160	GOM_NL__2PRFIN20091004_222649_000000392083_00087_39720_0974.N1	04-OCT-2009 22:26:49	Straylight	39.000	157	The1Eri	2.9060	9300.0	78	39720	No

161	GOM_NL__2PRFIN20091004_224709_000000342083_00087_39720_0975.N1	04-OCT-2009 22:47:09	Bright	33.500	140	88Gam Peg	2.8340	26000.	67	39720	No
162	GOM_NL__2PRFIN20091004_225115_000000342083_00087_39720_0976.N1	04-OCT-2009 22:51:15	Bright	34.000	58	21Alp And	2.0730	11000.	68	39720	No
163	GOM_NL__2PRFIN20091004_225438_000000402083_00087_39720_0977.N1	04-OCT-2009 22:54:38	Bright	40.000	53	43Bet And	2.0480	3300.0	80	39720	No
164	GOM_NL__2PRFIN20091004_225940_000000342083_00087_39720_0978.N1	04-OCT-2009 22:59:40	Bright	34.000	68	18Alp Cas	2.2250	4500.0	68	39720	No
165	GOM_NL__2PRFIN20091004_230105_000000342083_00087_39720_0979.N1	04-OCT-2009 23:01:05	Bright	34.000	76	27Gam Cas	2.3000	30000.	68	39720	No
166	GOM_NL__2PRFIN20091004_230430_000000442083_00087_39720_0980.N1	04-OCT-2009 23:04:30	Bright	43.500	160	23Gam Per	2.9300	4700.0	87	39720	No
167	GOM_NL__2PRFIN20091004_234450_000000382083_00087_39720_0981.N1	04-OCT-2009 23:44:50	Dark	37.500	132	15Rho Pup	2.8030	6900.0	75	39720	No
168	GOM_NL__2PRFIN20091004_234842_000000432083_00087_39720_0982.N1	04-OCT-2009 23:48:42	Dark	42.500	88	31Eta CMa	2.4480	20000.	85	39720	No
169	GOM_NL__2PRFIN20091004_235038_000000482083_00087_39720_0983.N1	04-OCT-2009 23:50:38	Dark	48.000	23	21Eps CMa	1.5020	26000.	96	39720	No
170	GOM_NL__2PRFIN20091004_235802_000000302083_00088_39721_0982.N1	04-OCT-2009 23:58:02	Dark	30.000	108	Alp Col	2.6520	15200.	60	39721	No

### 3. Quality information per product

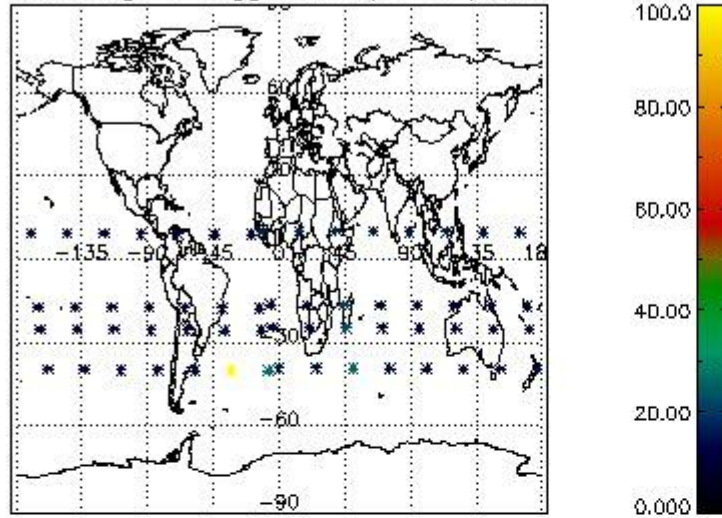
In this section it is plotted some information contained in the Quality Summary data set of the level 2 products. Only products in dark limb conditions and without errors (error flag in the MPH set to "0") are used.

#### 3.1 Plot quality information per product (time dependant)

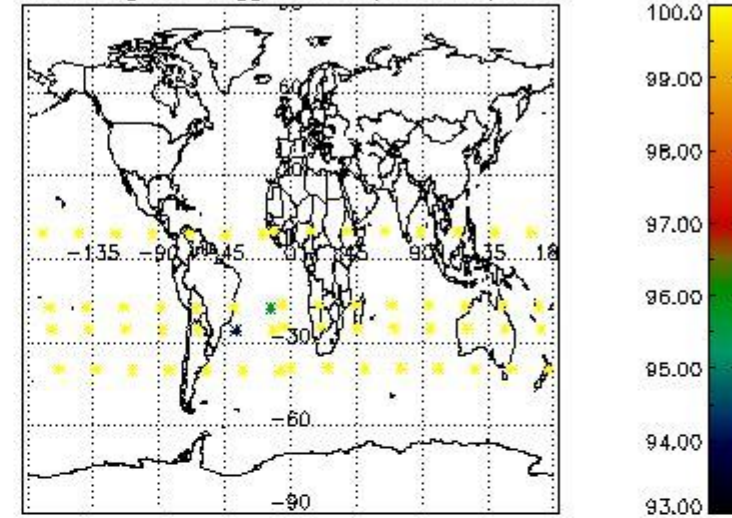


#### 3.2 Plot quality information per product (world map)

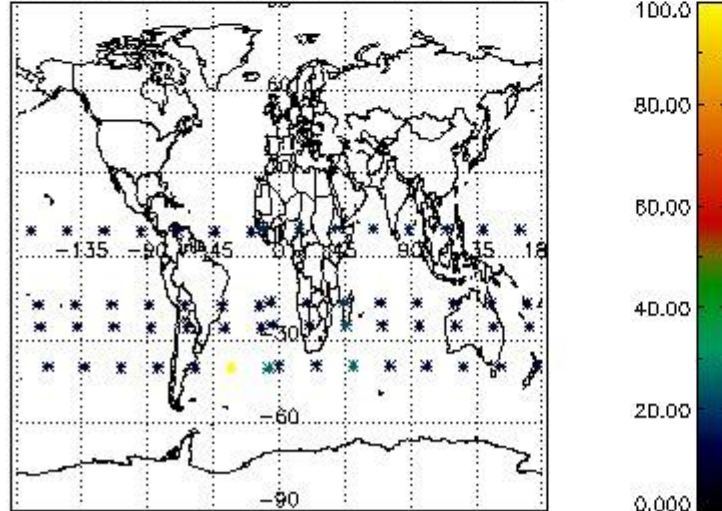
Percentage of flagged data per O3 profile



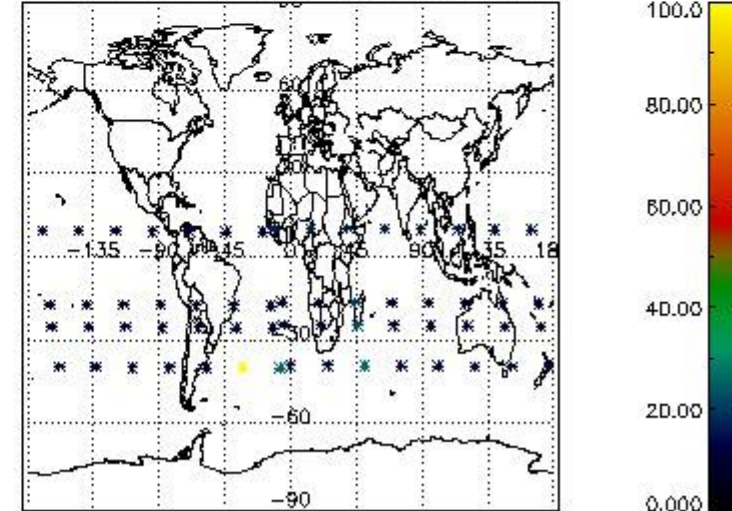
Percentage of flagged data per H2O profile



Percentage of flagged data per NO2 profile



Percentage of flagged data per NO3 profile

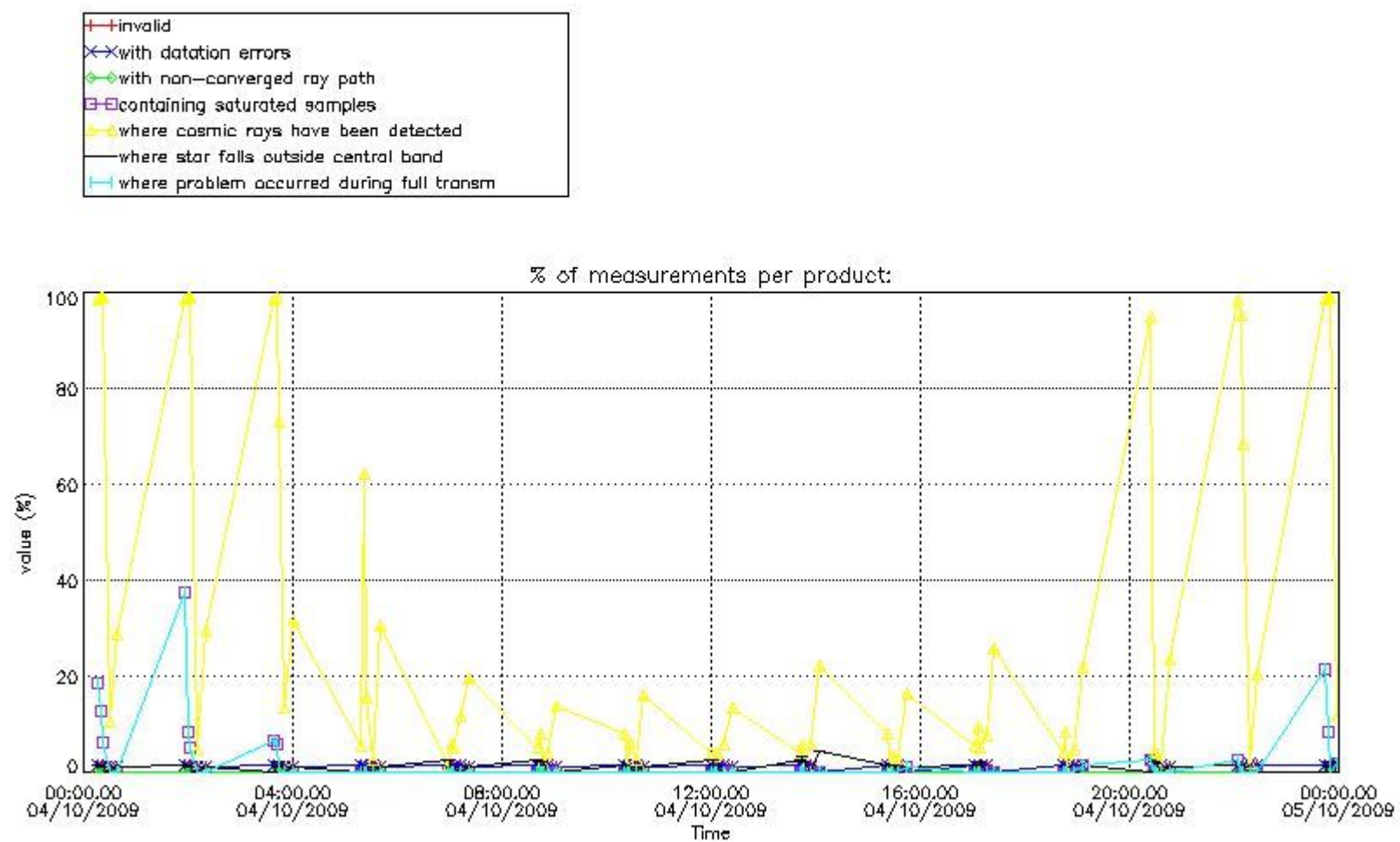


#### 4. Level 1 quality information per product

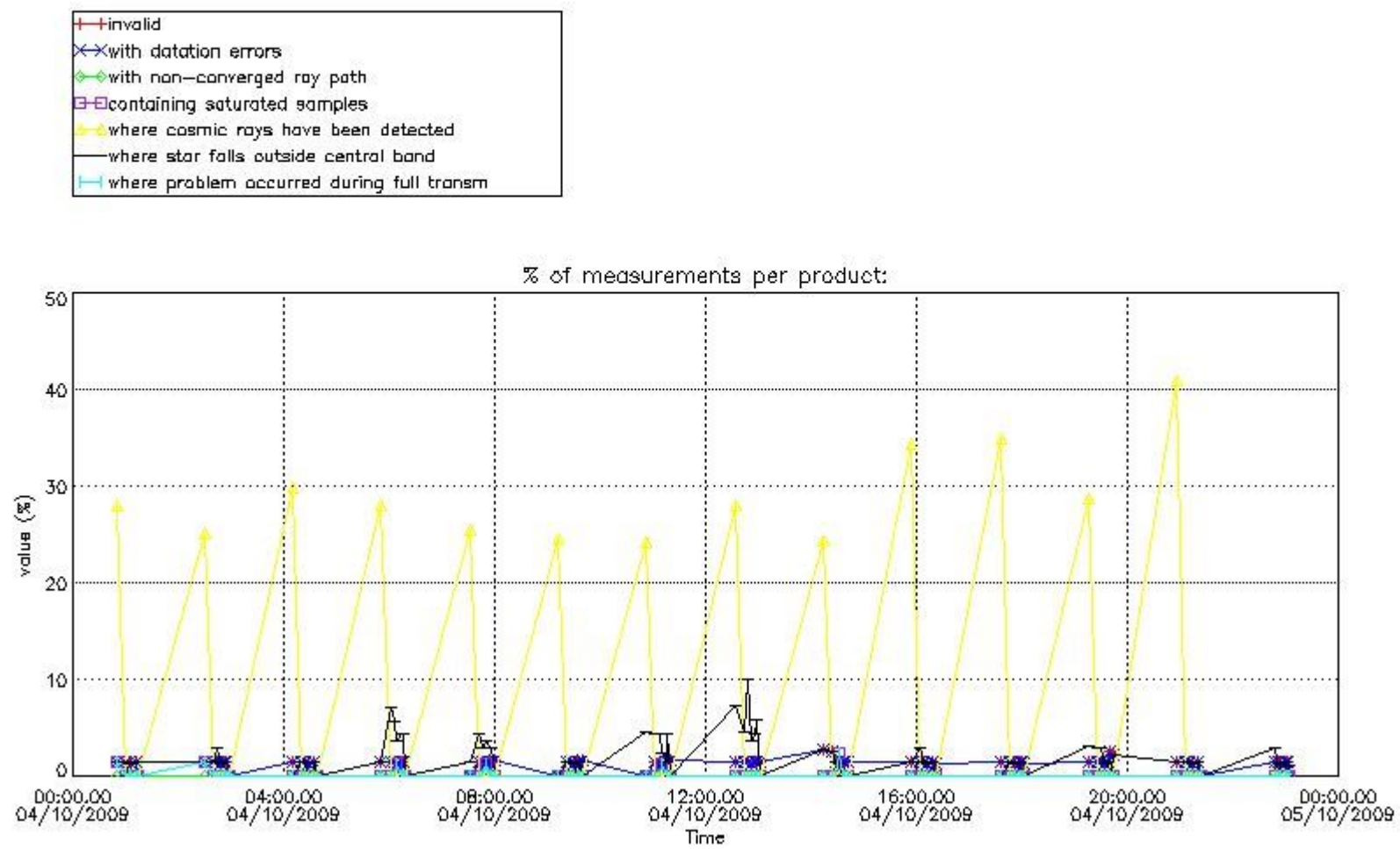
In this section it is plotted some information contained in the Quality Summary data set of the level 2 products that comes from the level 1b processing. Products without errors (error flag in the MPH set to "0") are used.

##### 4.1 Plot quality information per product (time dependant) coming from level 1b processing

###### 4.1.1 Plot level 1 quality information per product (time dependant): ENVISAT ASCENDING passes



4.1.2 Plot level 1 quality information per product (time dependant): ENVISAT DESCENDING passes

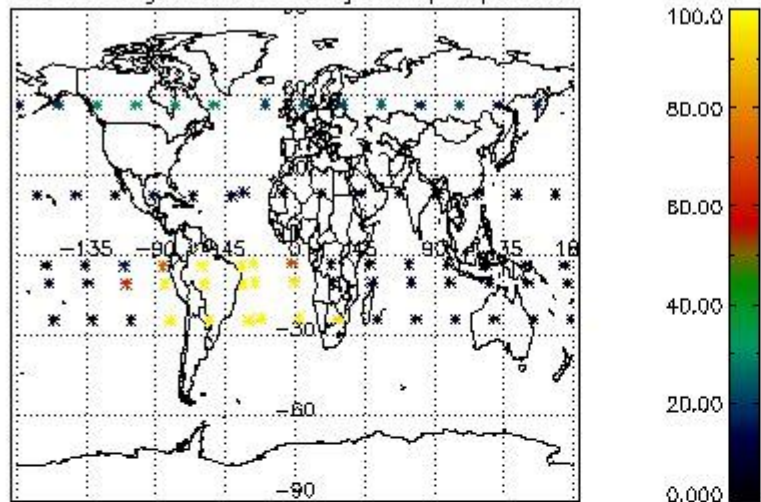


*4.2 Plot quality information per product coming from level 1b processing (world map)*

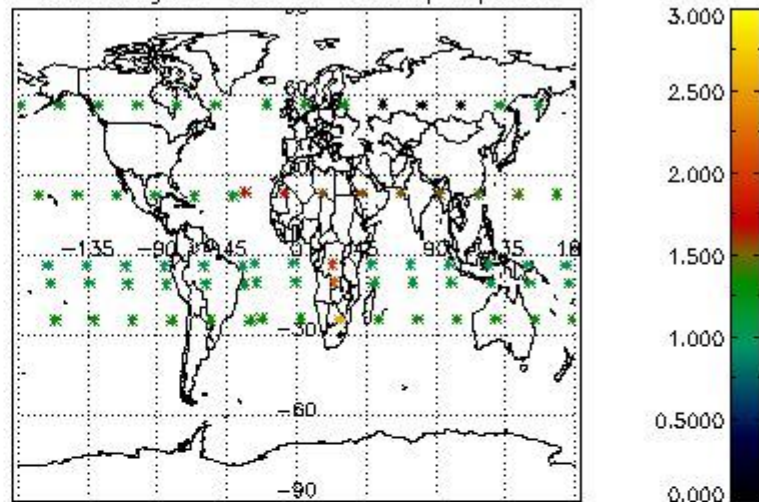
*4.2.1 Plot level 1 quality information per product (world map): ENVISAT ASCENDING passes*



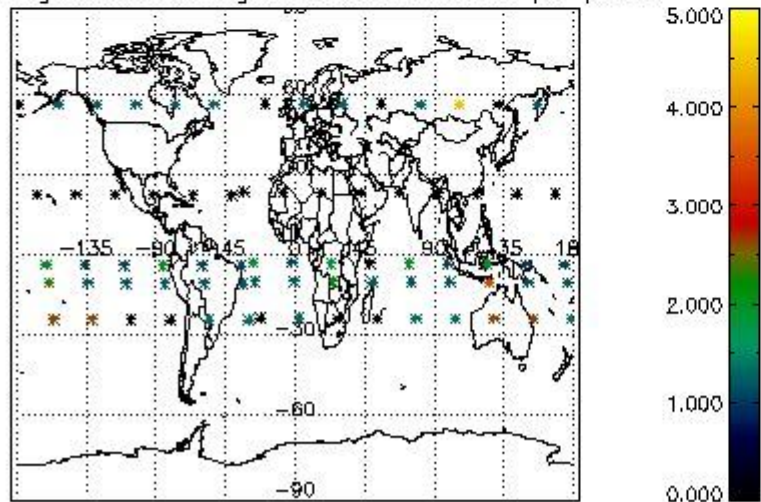
Percentage of cosmic ray hits per profile



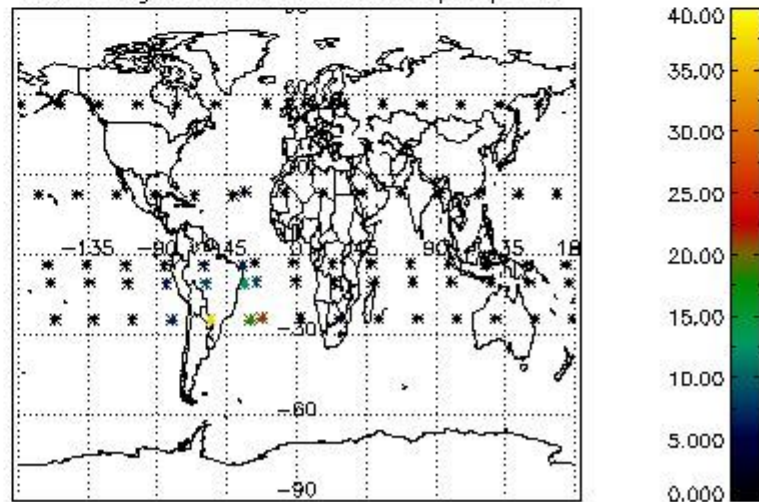
Percentage of datation errors per profile



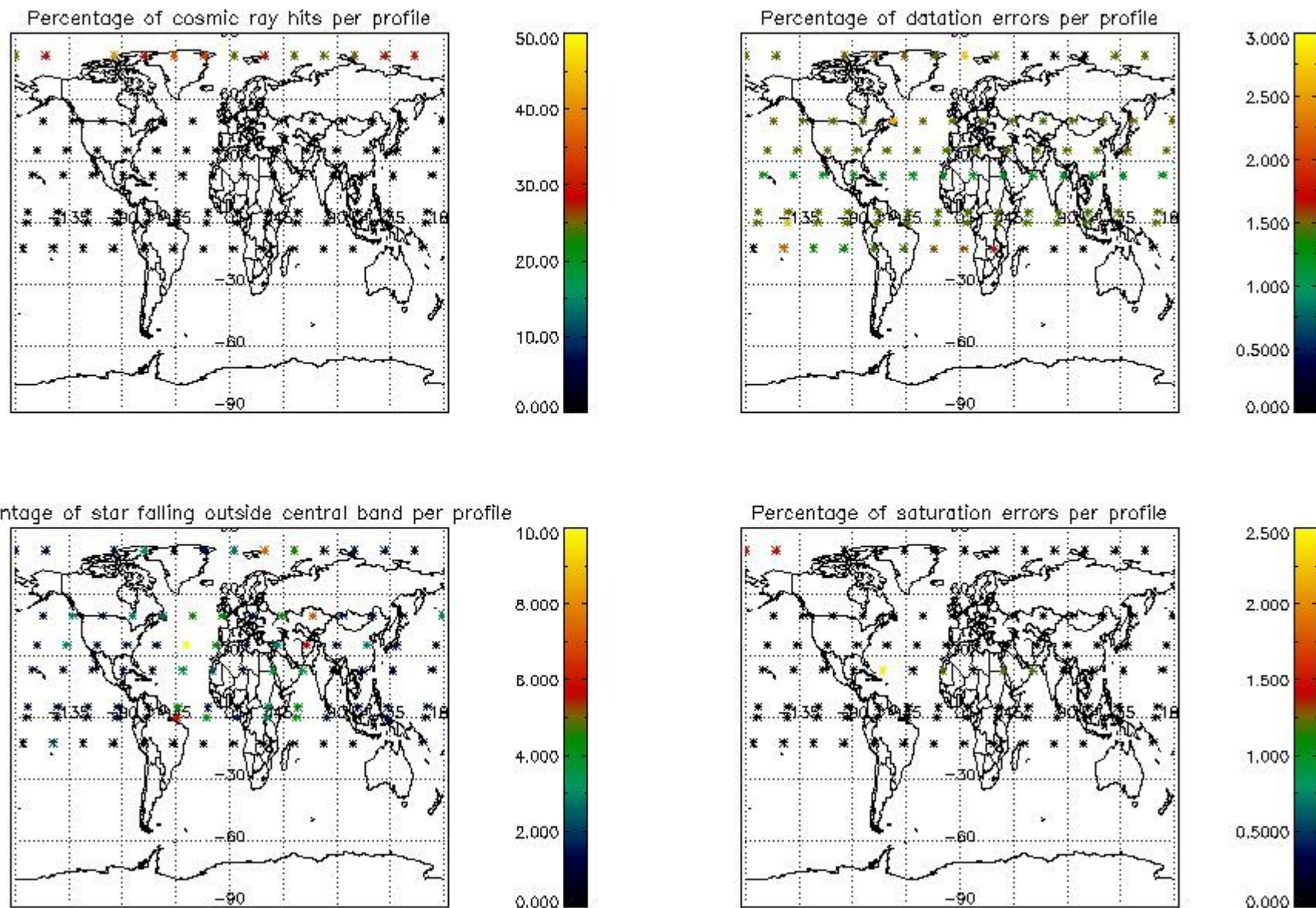
Percentage of star falling outside central band per profile



Percentage of saturation errors per profile



4.2.2 Plot level 1 quality information per product (world map): ENVISAT DESCENDING passes



## 5. Trace gas profiles

### 5.1 Ozone statistics based on quality of products

The final quality of the products can be "measured" using the STD (Standard Deviation) attached to every point profile. This information is written to the parameter GOM\_NL\_\_2P/NL\_LOCAL\_SPECIES\_DENSITY/o3\_std of the level 2 products. The table below shows the statistics for given STD ranges.

The statistics are given with respect to the overall valid production:

- Products without fatal errors: GOM\_NL\_\_2P/MPH/PRODUCT\_ERR=0
- Valid point profile: GOM\_NL\_\_2P/NL\_LOCAL\_SPECIES\_DENSITY/pcd(0)=0

The 'Criteria' is applied to valid points of dark limb products:

- Products in dark limb illumination condition: GOM\_NL\_\_2P/NL\_SUMMARY\_QUALITY/obs\_ill\_cond=0
- Products without fatal errors: GOM\_NL\_\_2P/MPH/PRODUCT\_ERR=0
- Valid point profile: GOM\_NL\_\_2P/NL\_LOCAL\_SPECIES\_DENSITY/pcd(0)=0

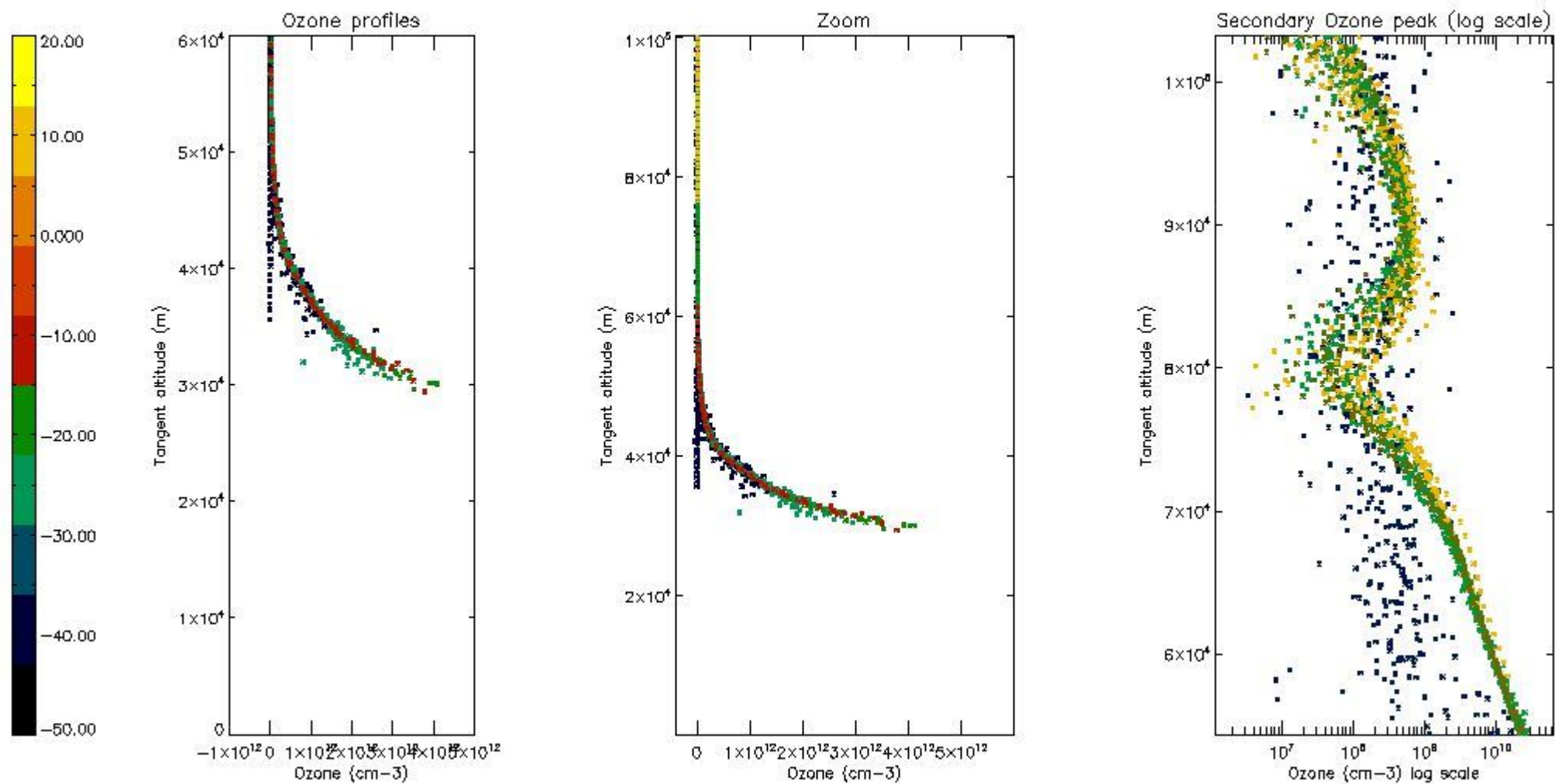
So, the table below shows the percentage of dark limb and valid observations for each criteria with respect to the overall valid daily observations.

Criteria	% of total production
All STD	38
STD < 20	19

STD < 10	14
STD < 5	11

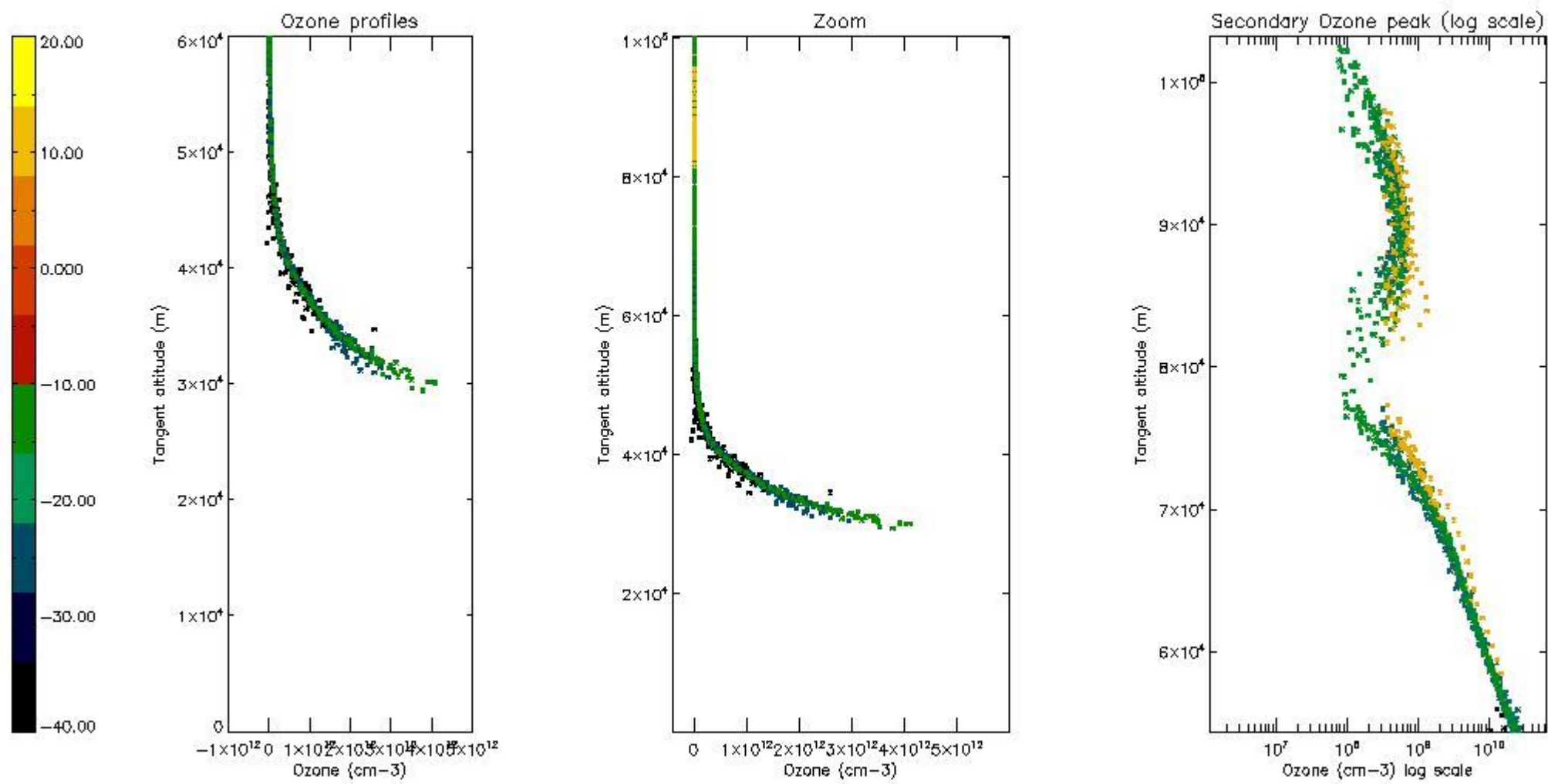
5.2 Plot ozone profiles for all STD (dark without errors)

The colorbar represents the latitude.



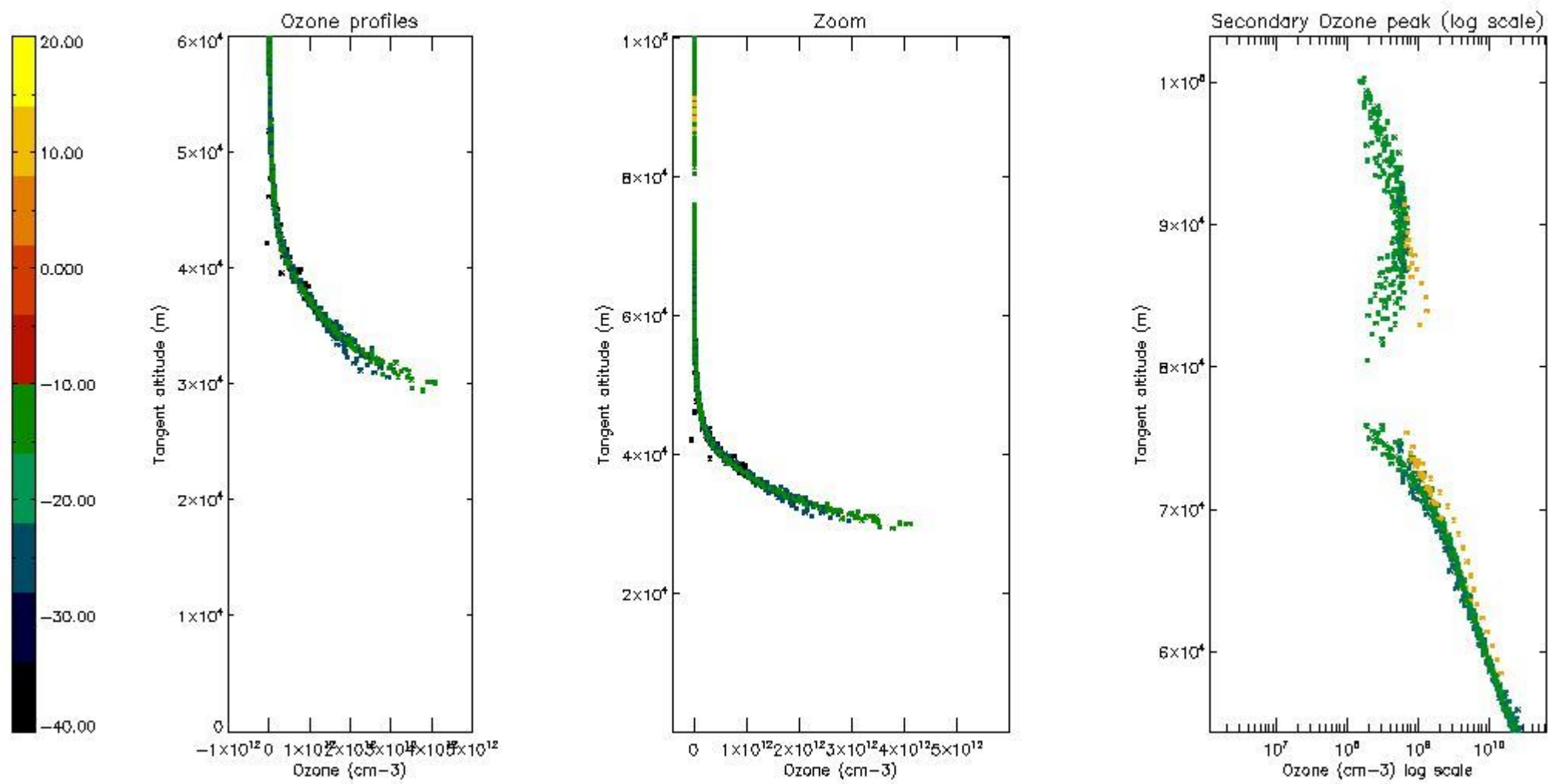
5.3 Plot ozone profiles where STD < 20% (dark without errors)

The colorbar represents the latitude.



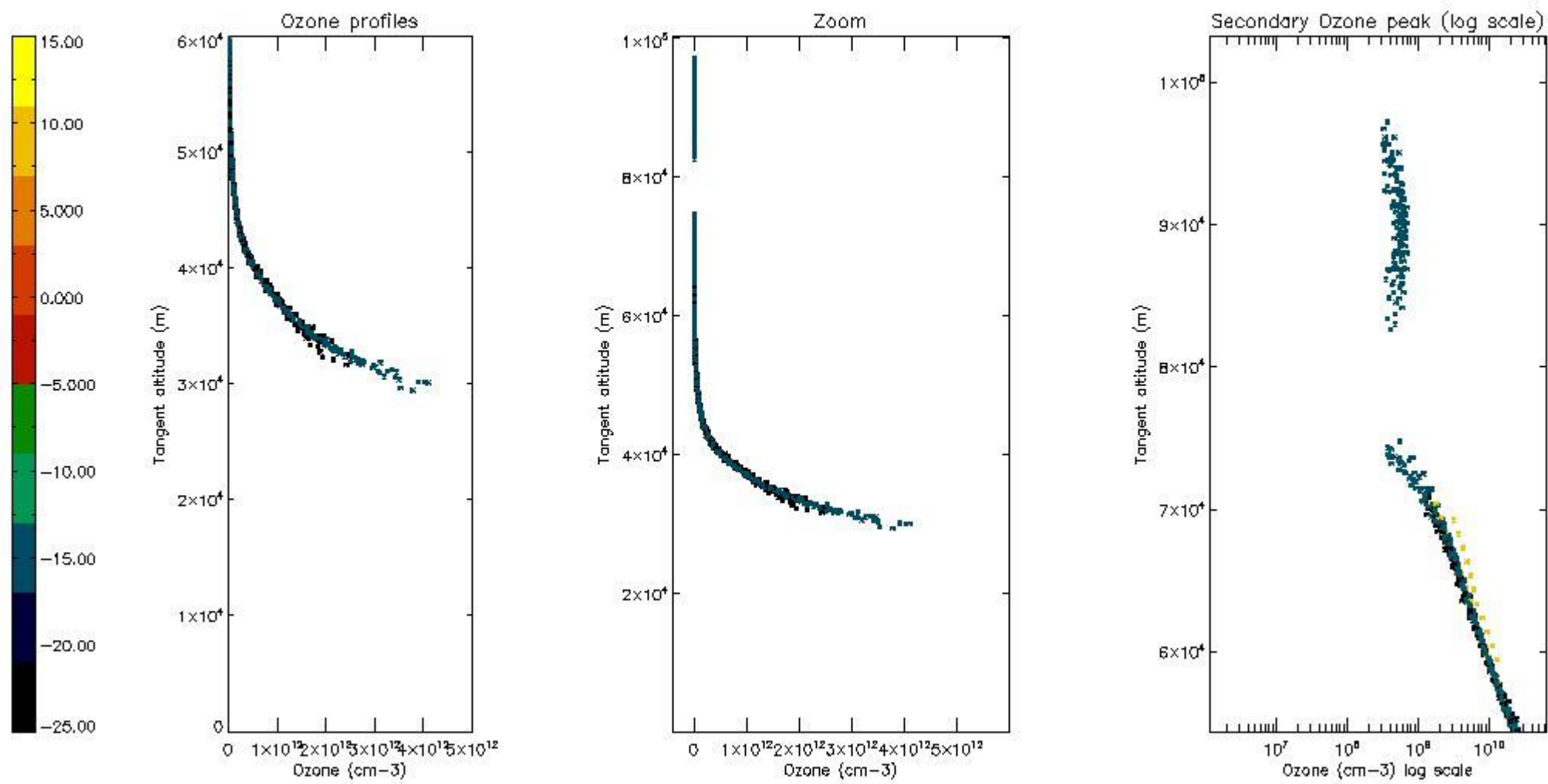
*5.4 Plot ozone profiles where STD < 10% (dark without errors)*

The colorbar represents the latitude.



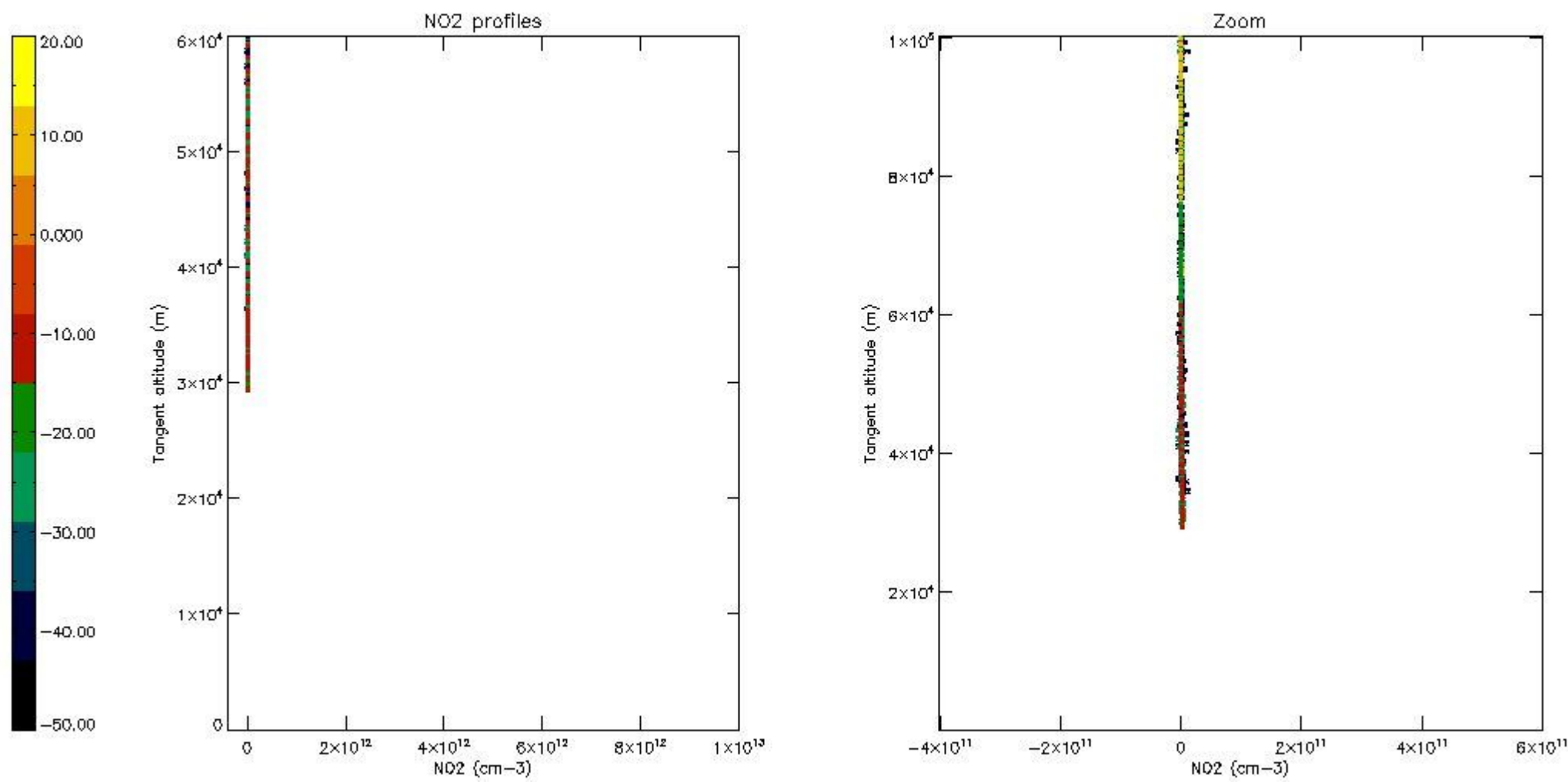
*5.5 Plot ozone profiles where STD < 5% (dark without errors)*

The colorbar represents the latitude.



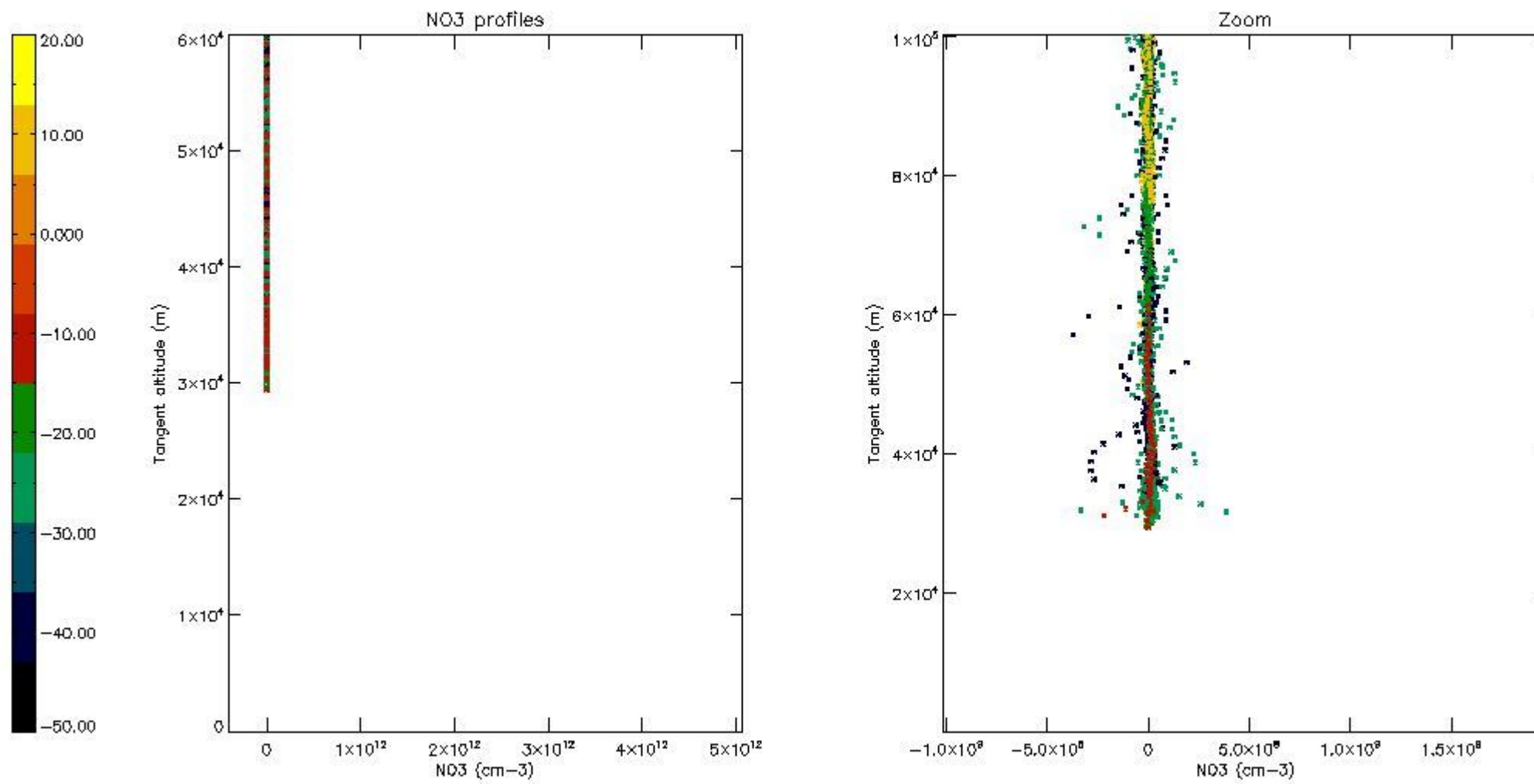
*5.6 Plot NO<sub>2</sub> profiles for all STD (dark without errors)*

The colorbar represents the latitude.



*5.7 Plot NO3 profiles for all STD (dark without errors)*

The colorbar represents the latitude.

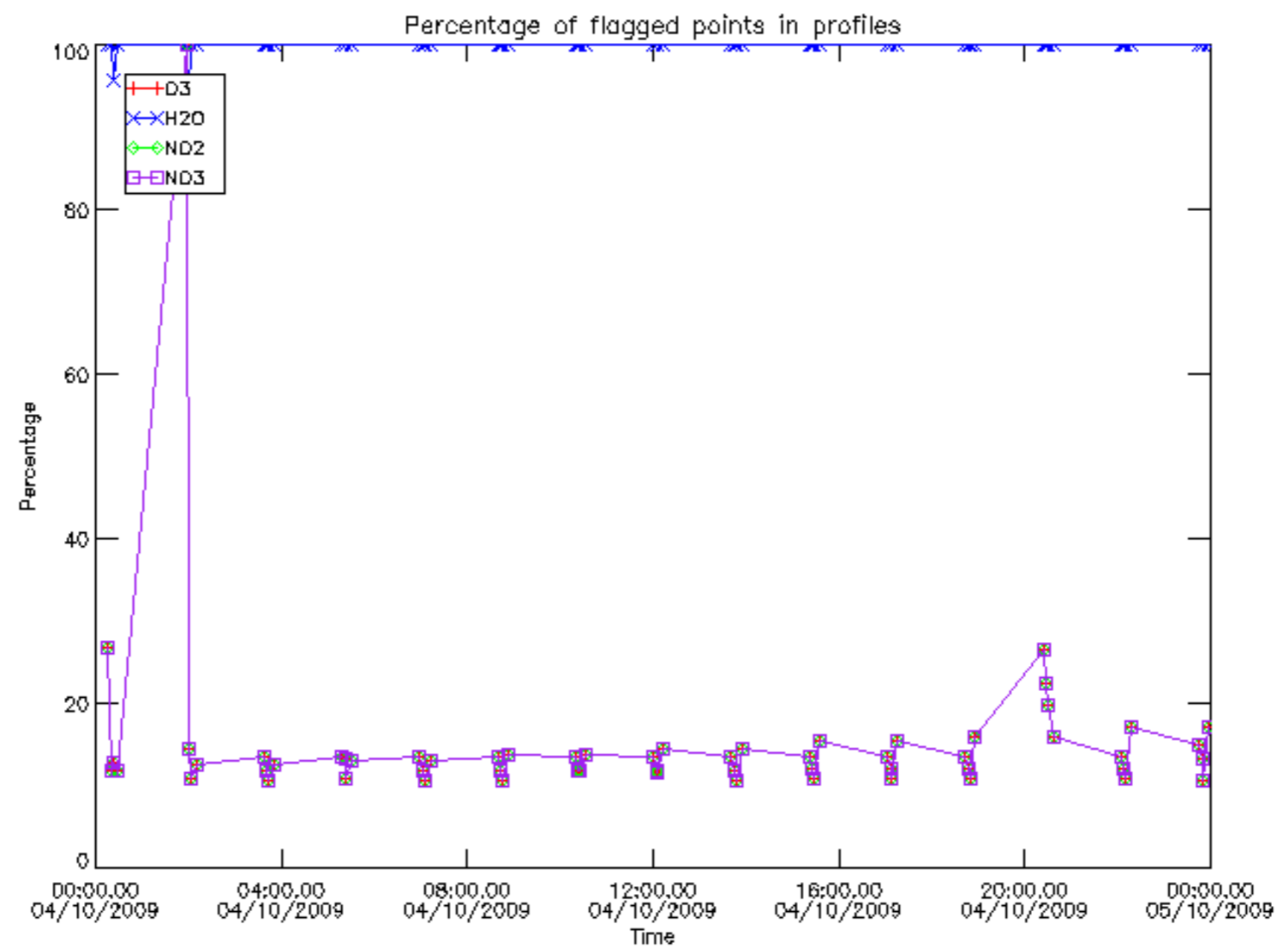


## 6. Auxiliary Data Files used for the production reported in section 2

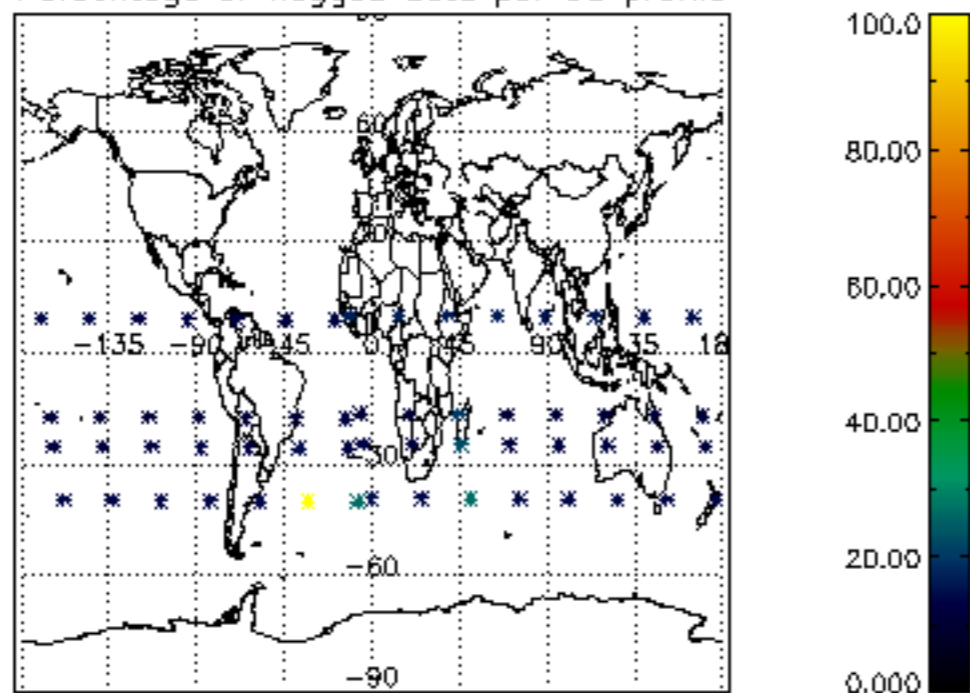
The number reported in the third column indicates since which file (see list in section 2) the corresponding auxiliary file has been used. The fourth column is the date of those product files.

Type	Auxiliary Filename	Used since product	Used since product date
INST_PHYS_CHARACTERISTICS	GOM_INS_AXVIEC20091111_143220_20030716_120000_20500101_000000	1	04-OCT-2009 00:16:14
LEVEL-2_PROC_CONFIG	GOM_PR2_AXVIEC20091111_152718_20020301_000000_20500101_000000	1	04-OCT-2009 00:16:14
CROSS_SECTIONS_FILE	GOM_CRS_AXVIEC20091111_154832_20020301_000000_20500101_000000	1	04-OCT-2009 00:16:14

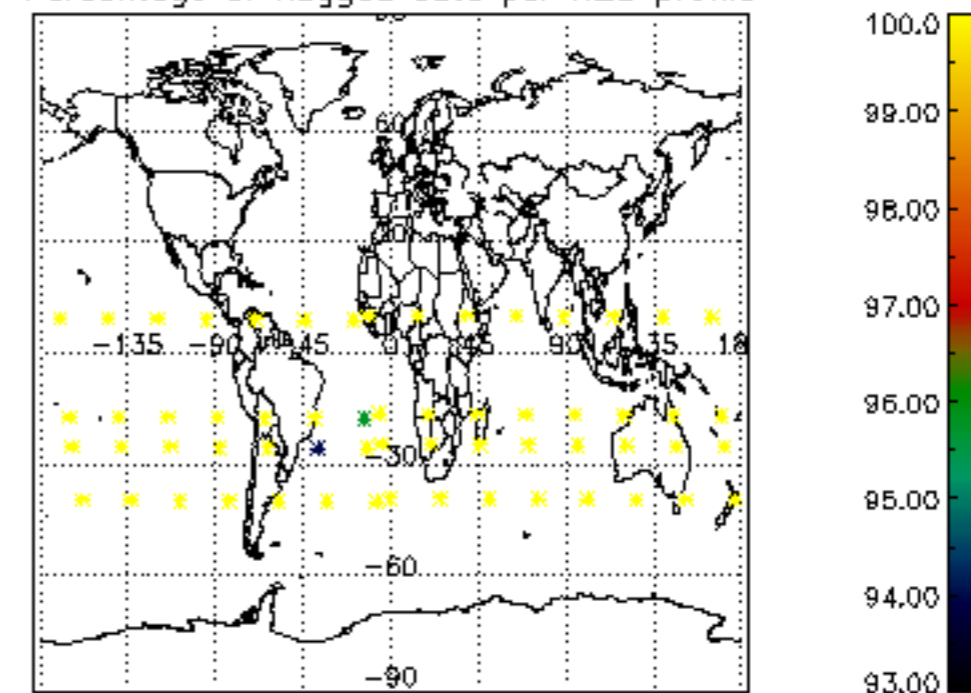




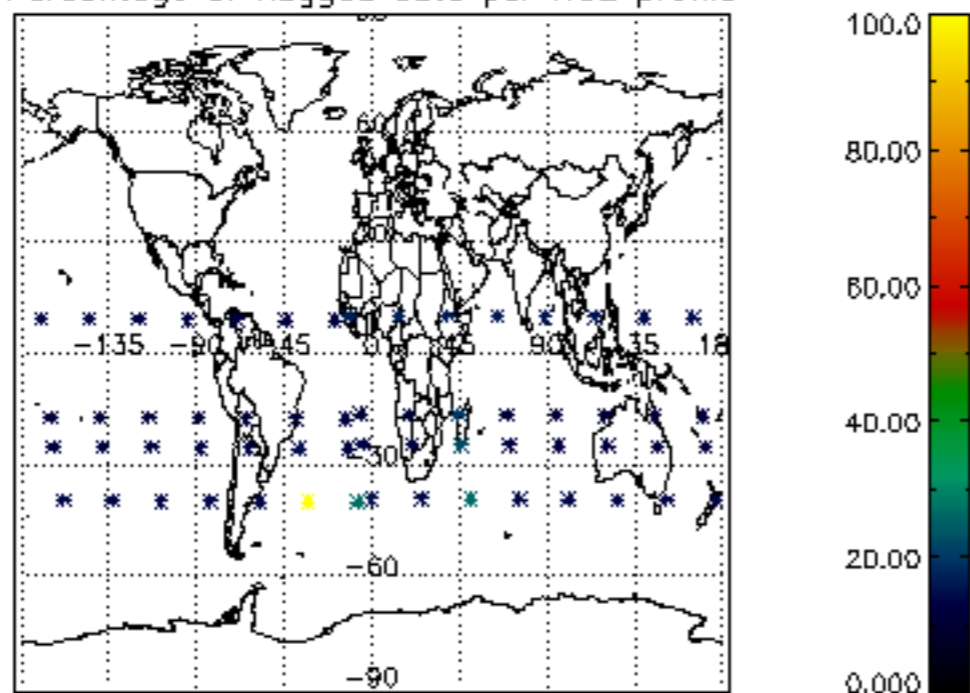
Percentage of flagged data per D3 profile



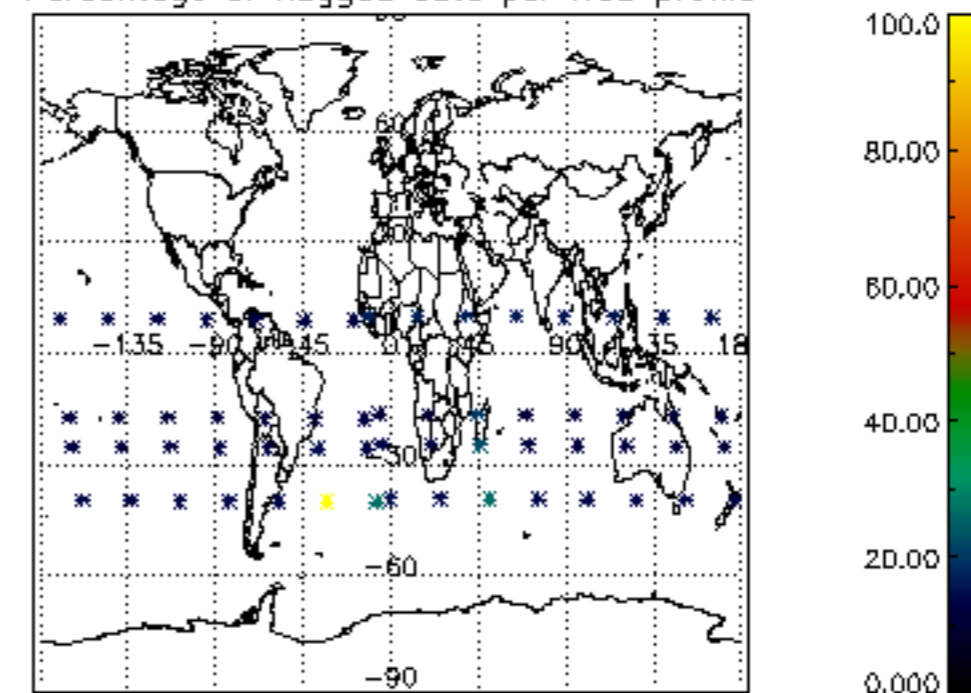
Percentage of flagged data per H2O profile

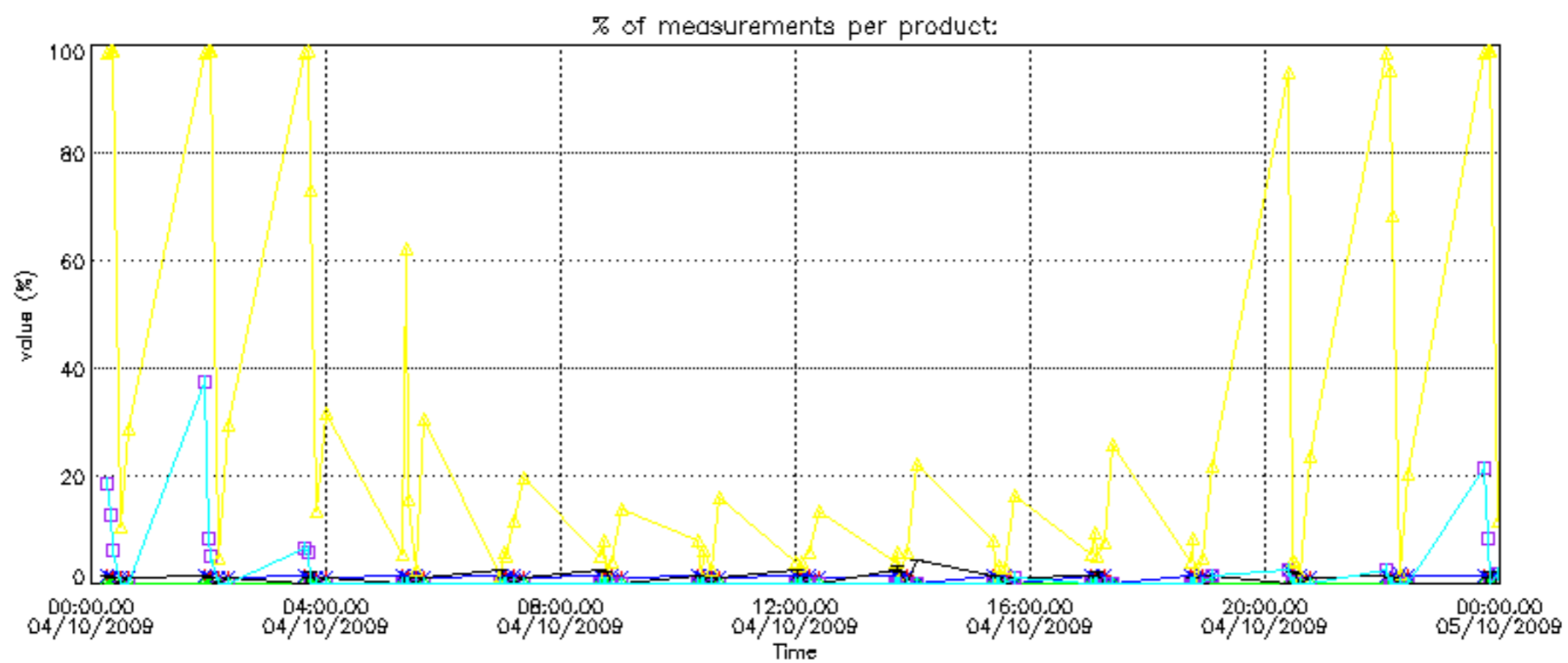
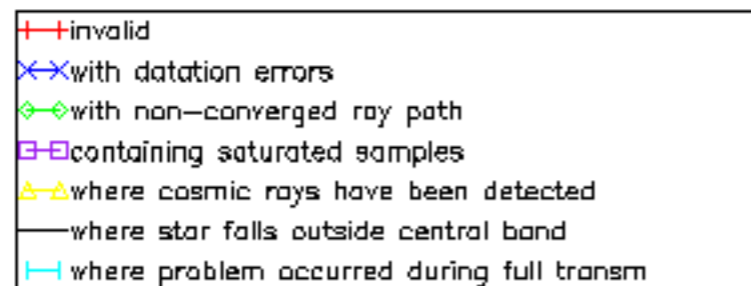


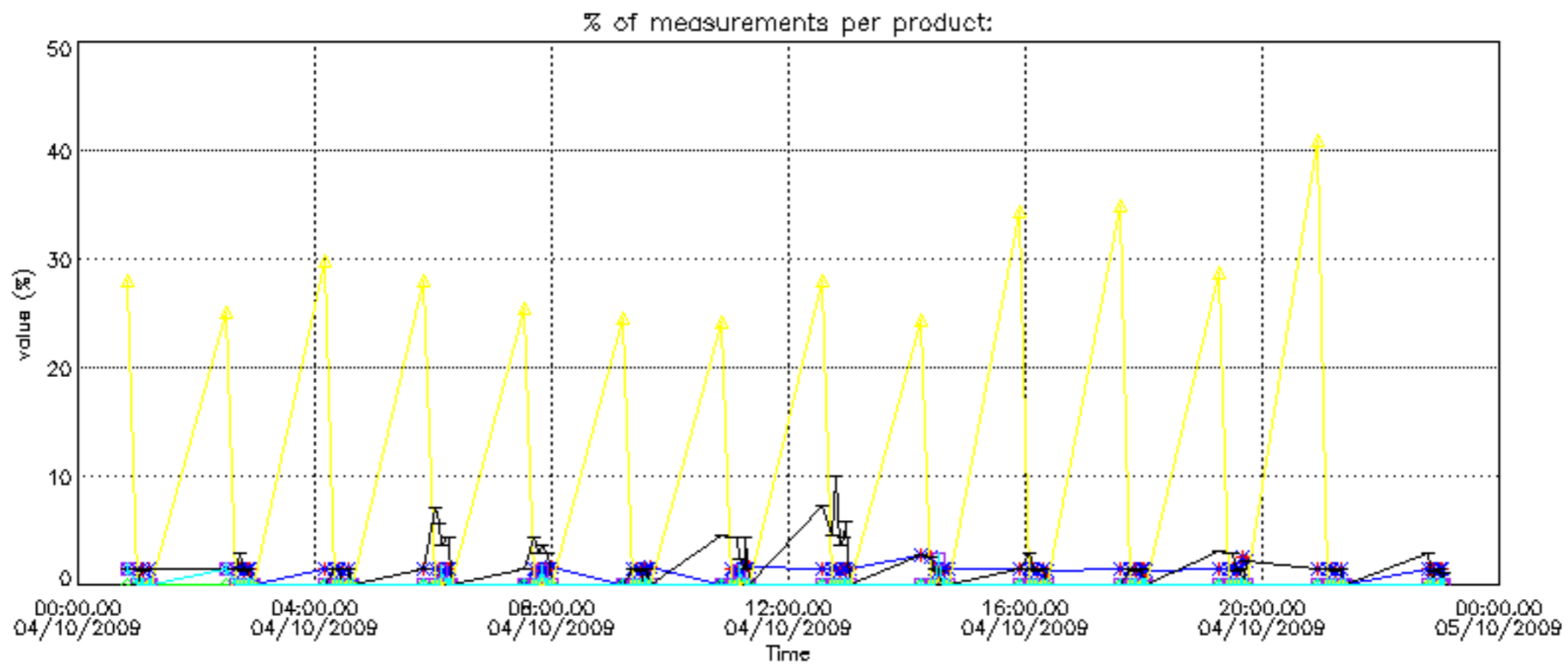
Percentage of flagged data per NO2 profile



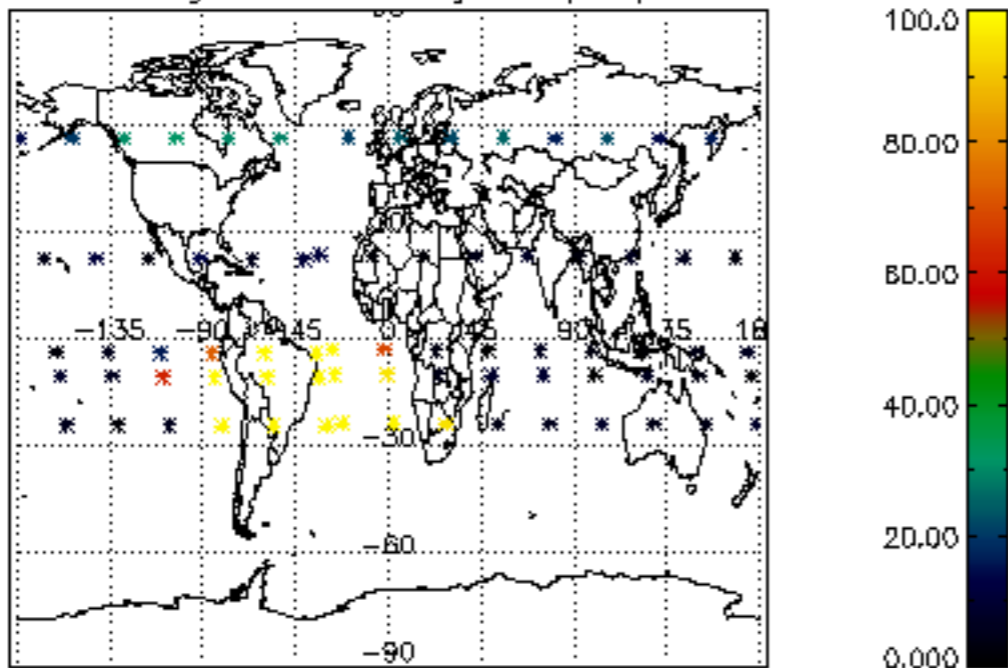
Percentage of flagged data per NO3 profile



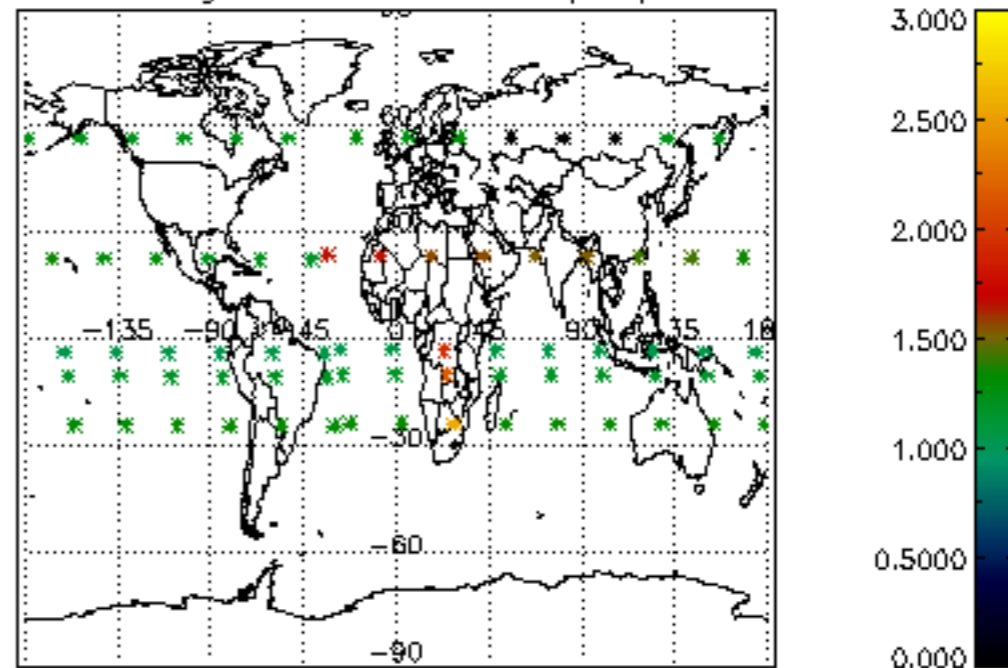




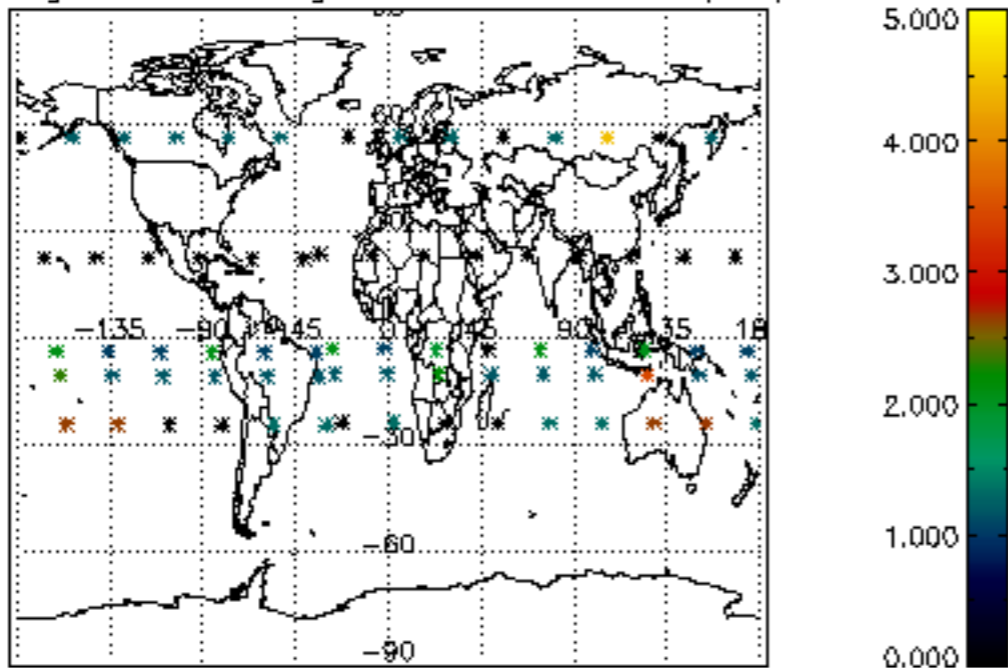
Percentage of cosmic ray hits per profile



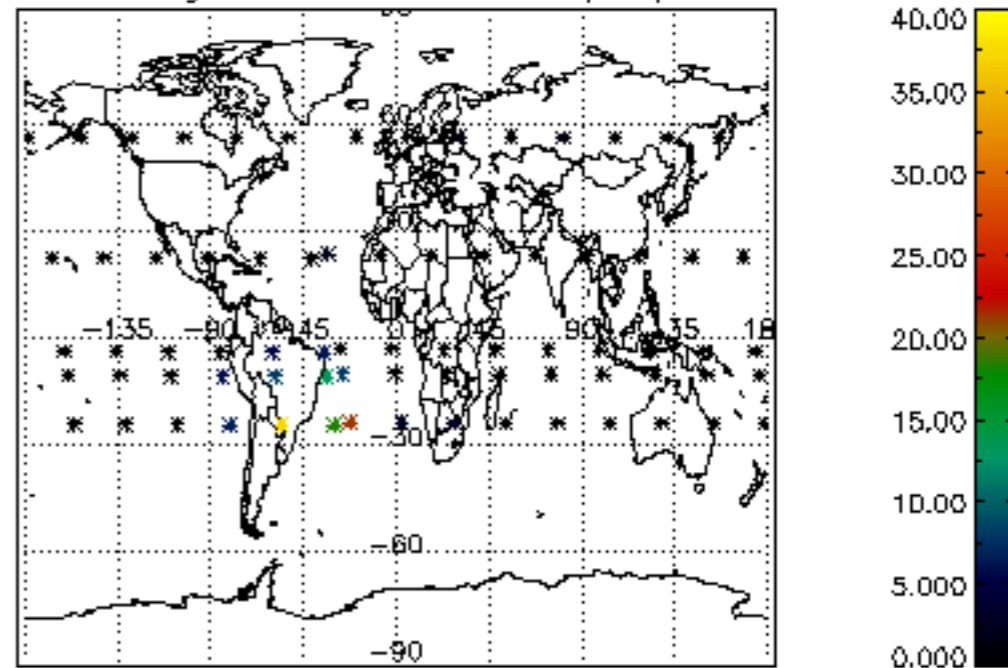
Percentage of datation errors per profile



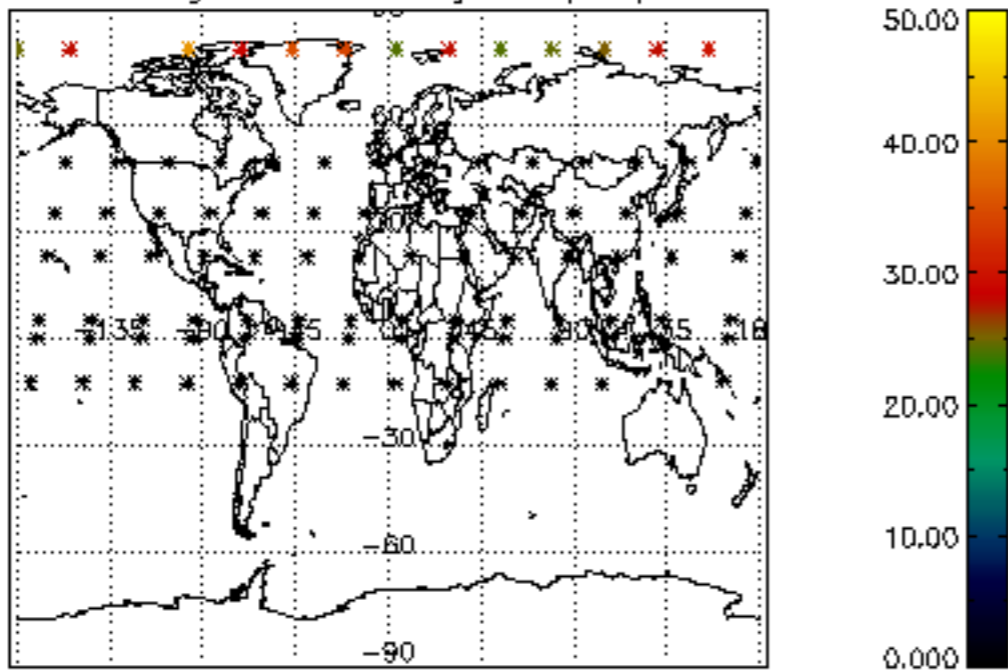
Percentage of star falling outside central band per profile



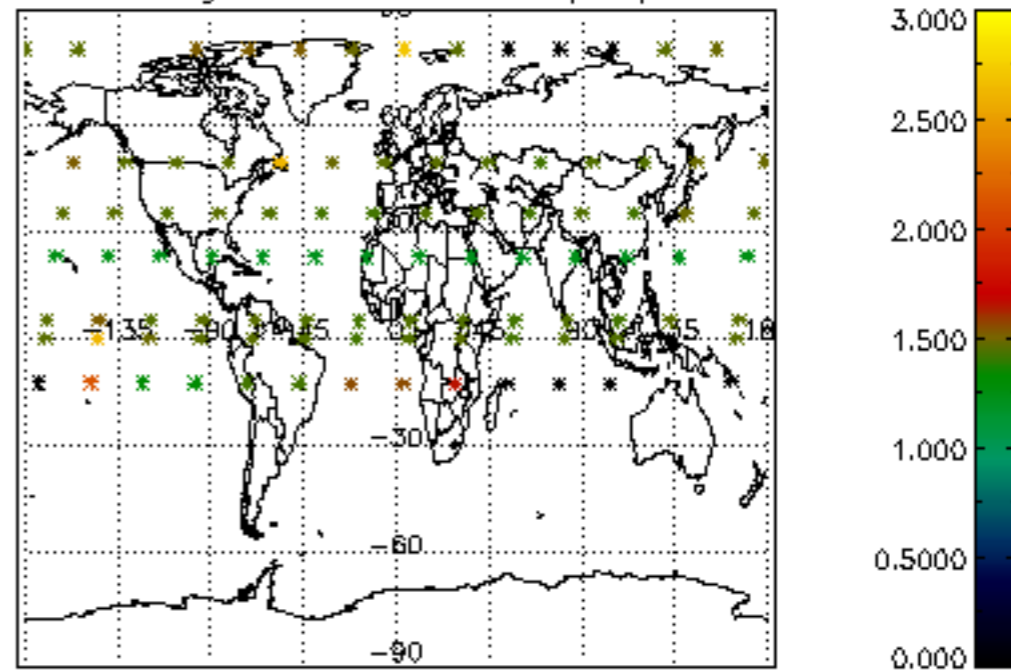
Percentage of saturation errors per profile



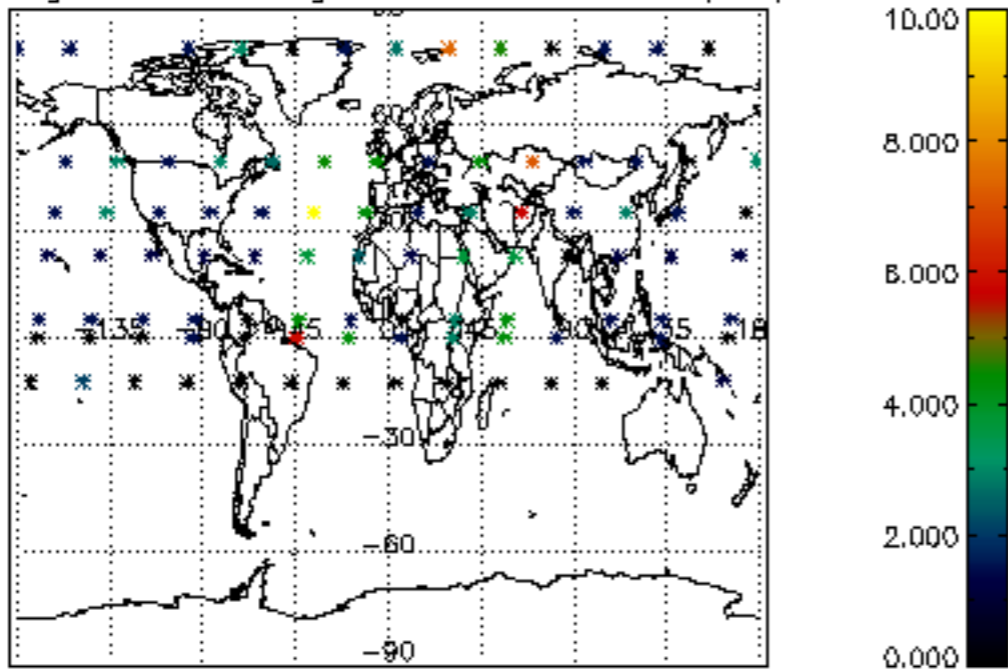
Percentage of cosmic ray hits per profile



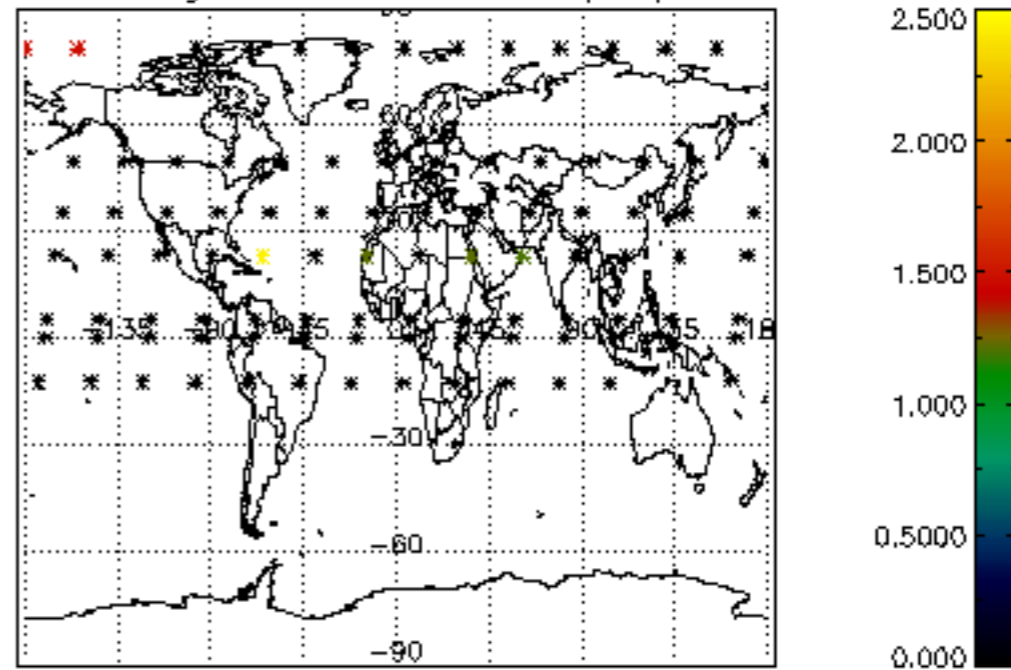
Percentage of datation errors per profile

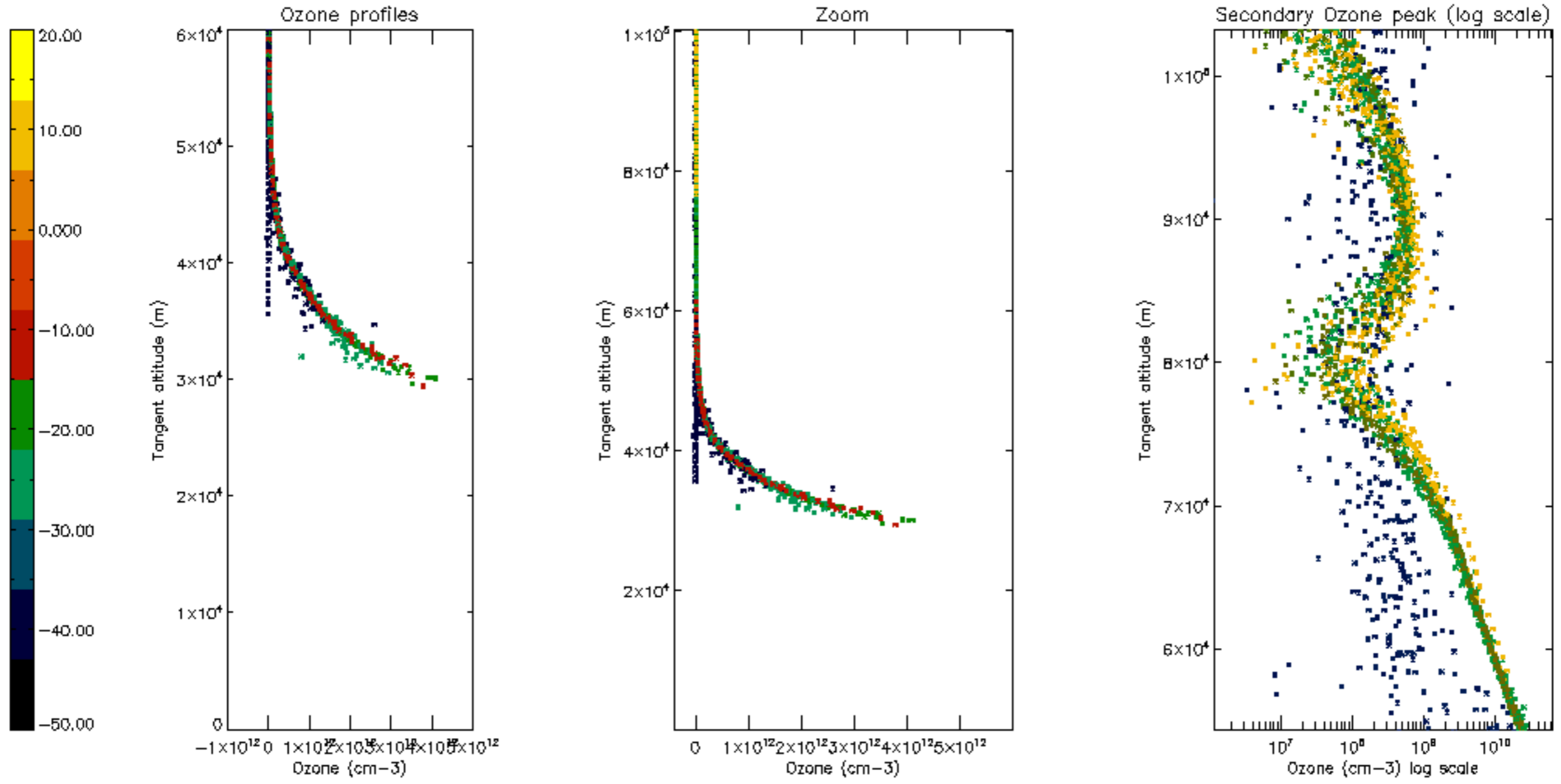


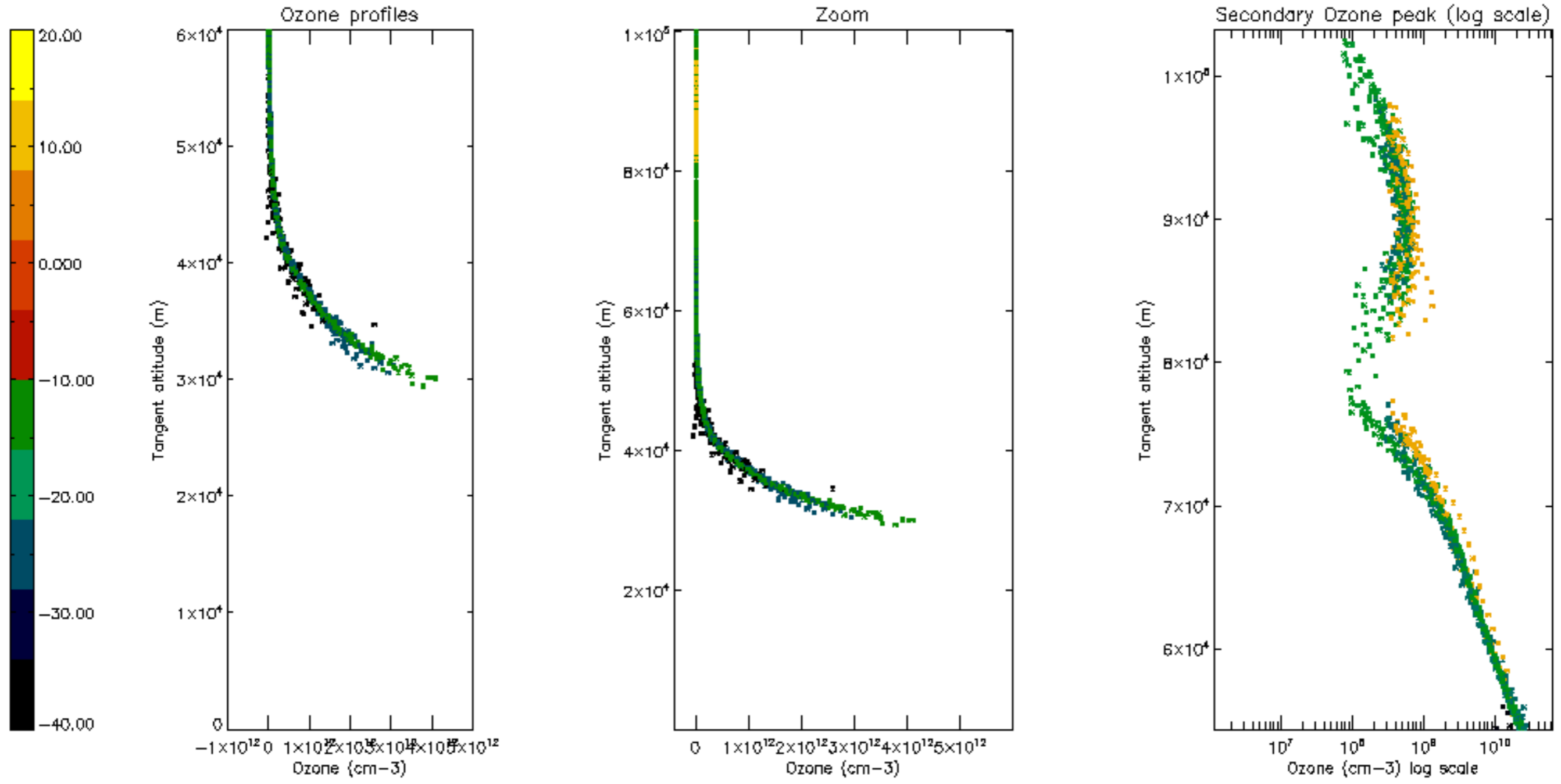
Percentage of star falling outside central band per profile



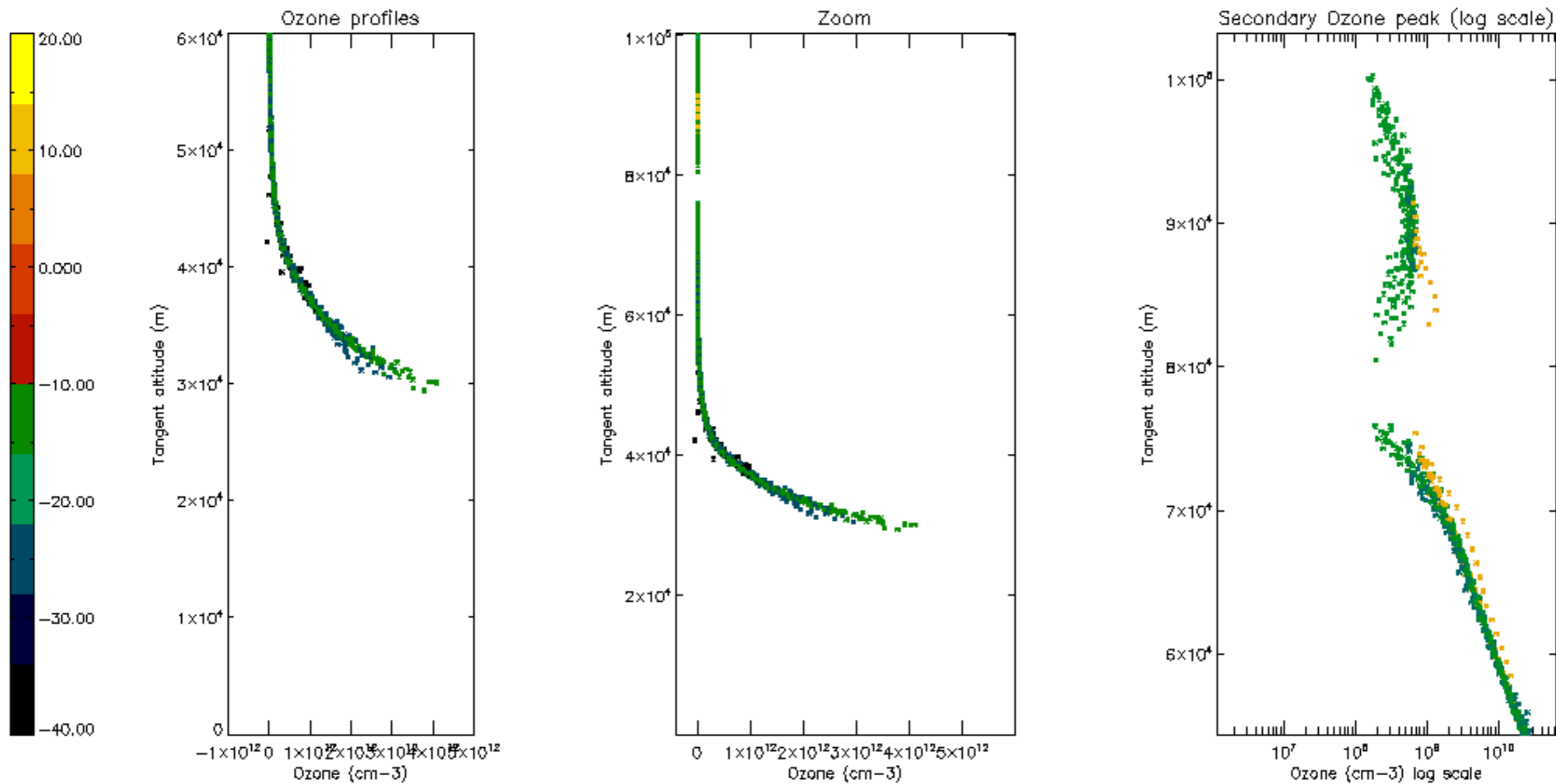
Percentage of saturation errors per profile

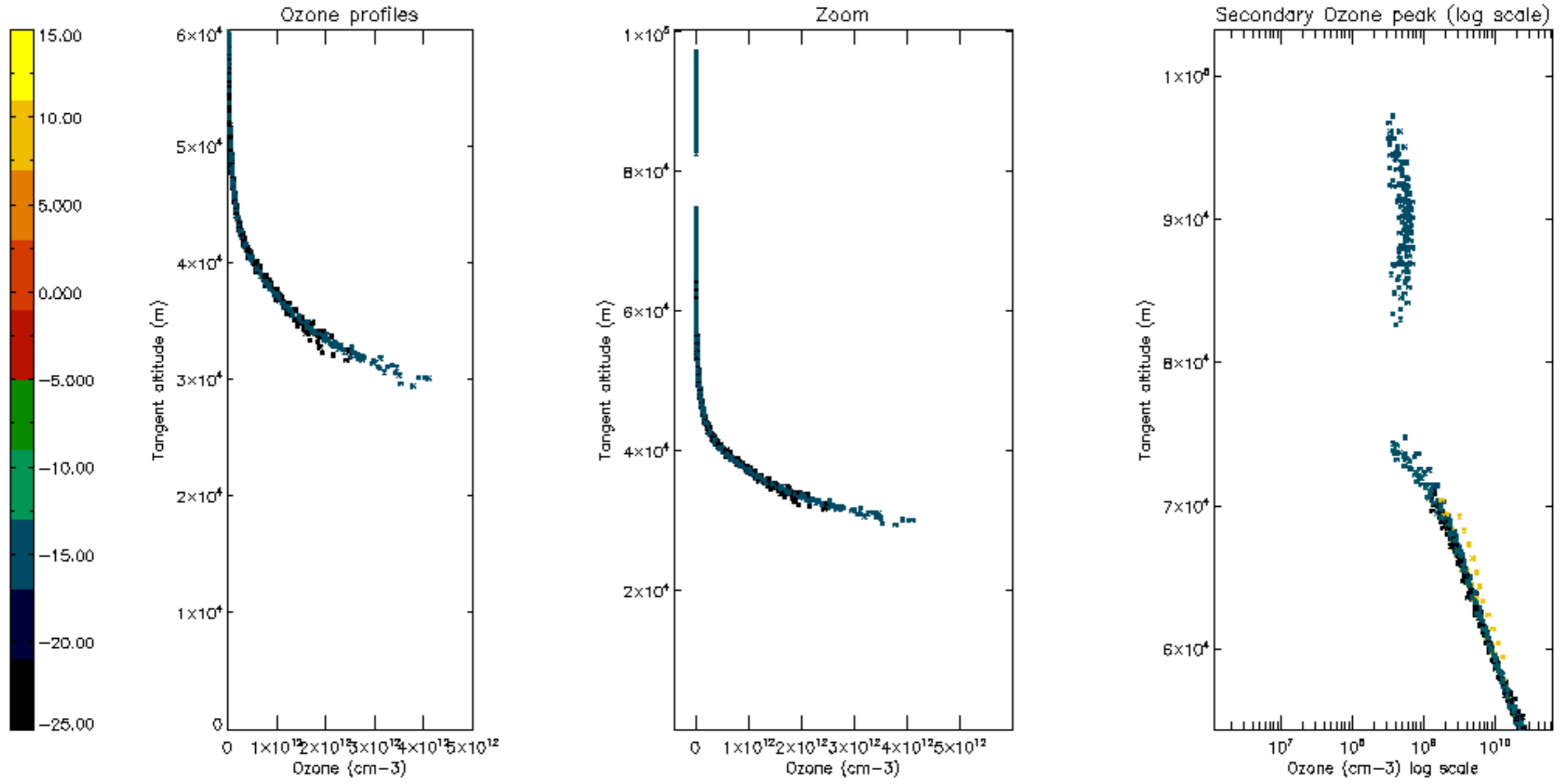


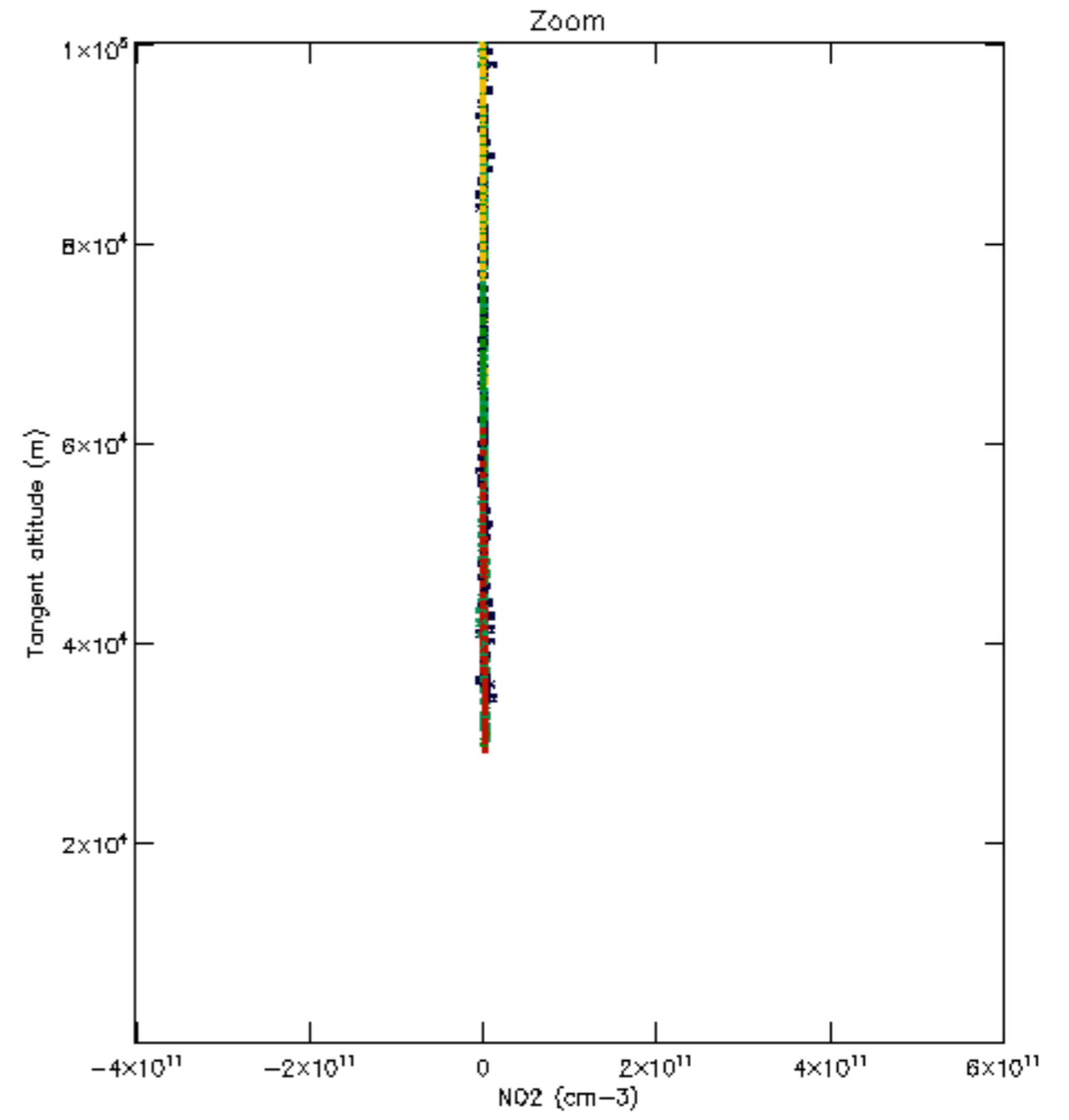
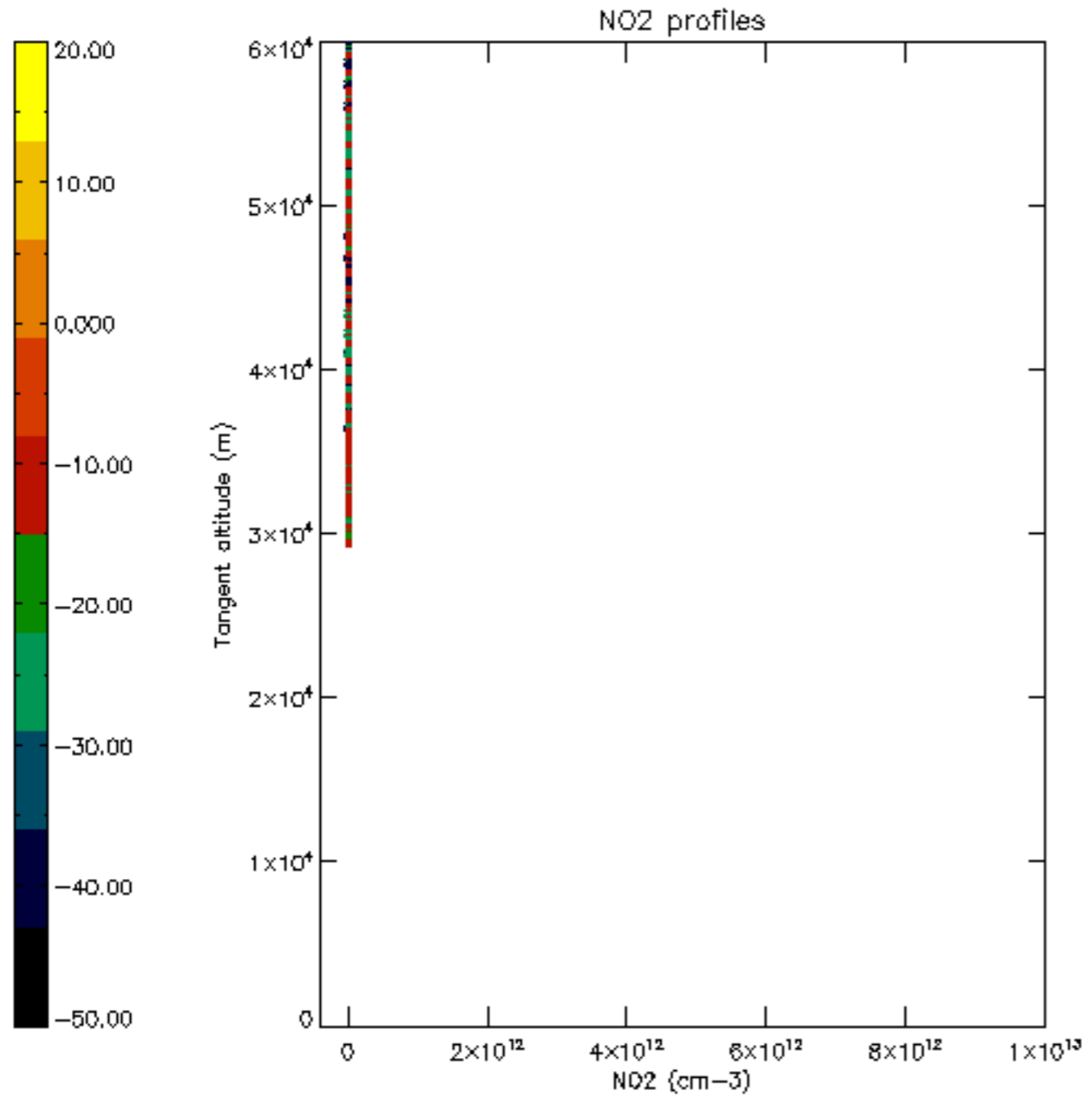


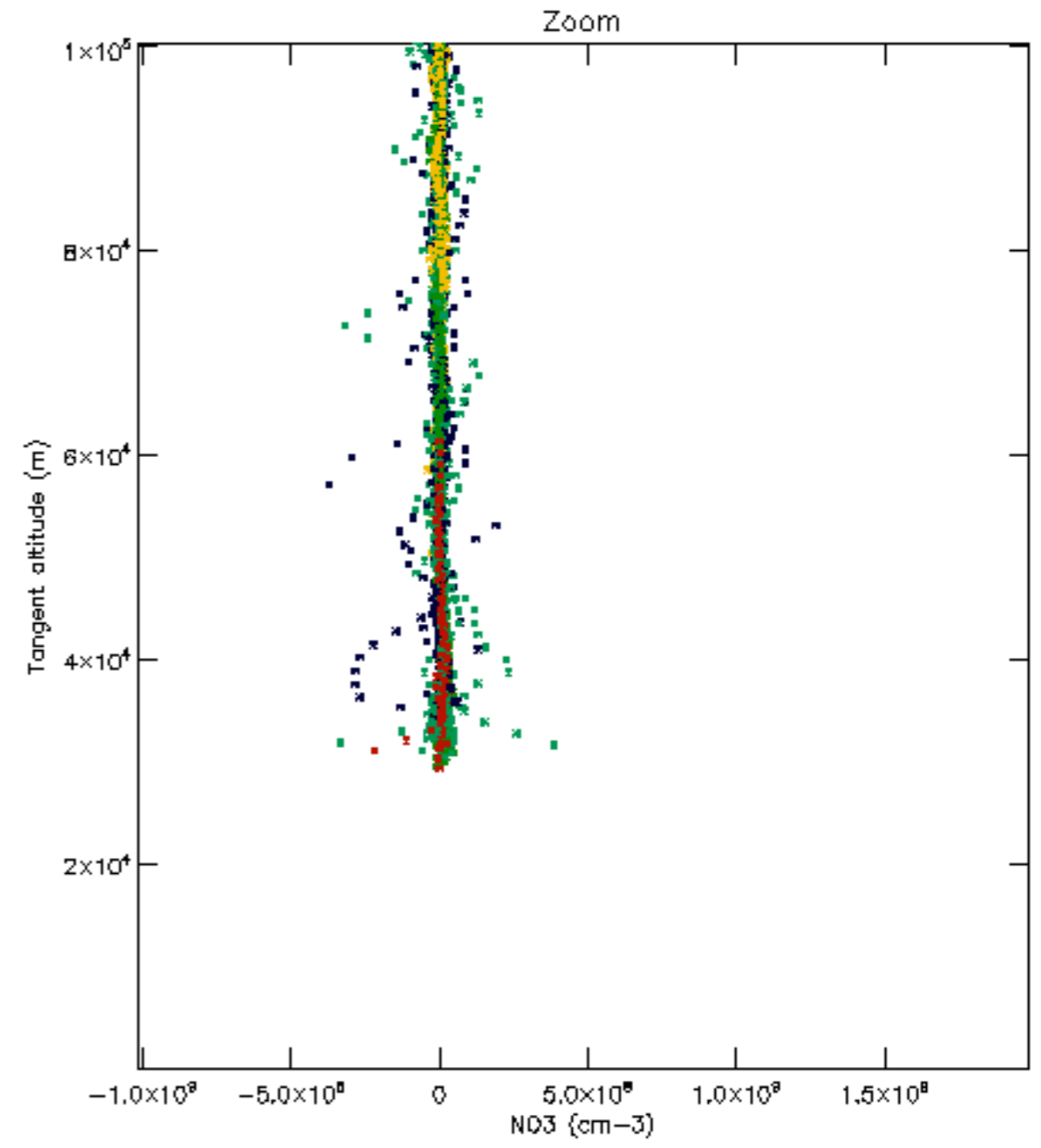
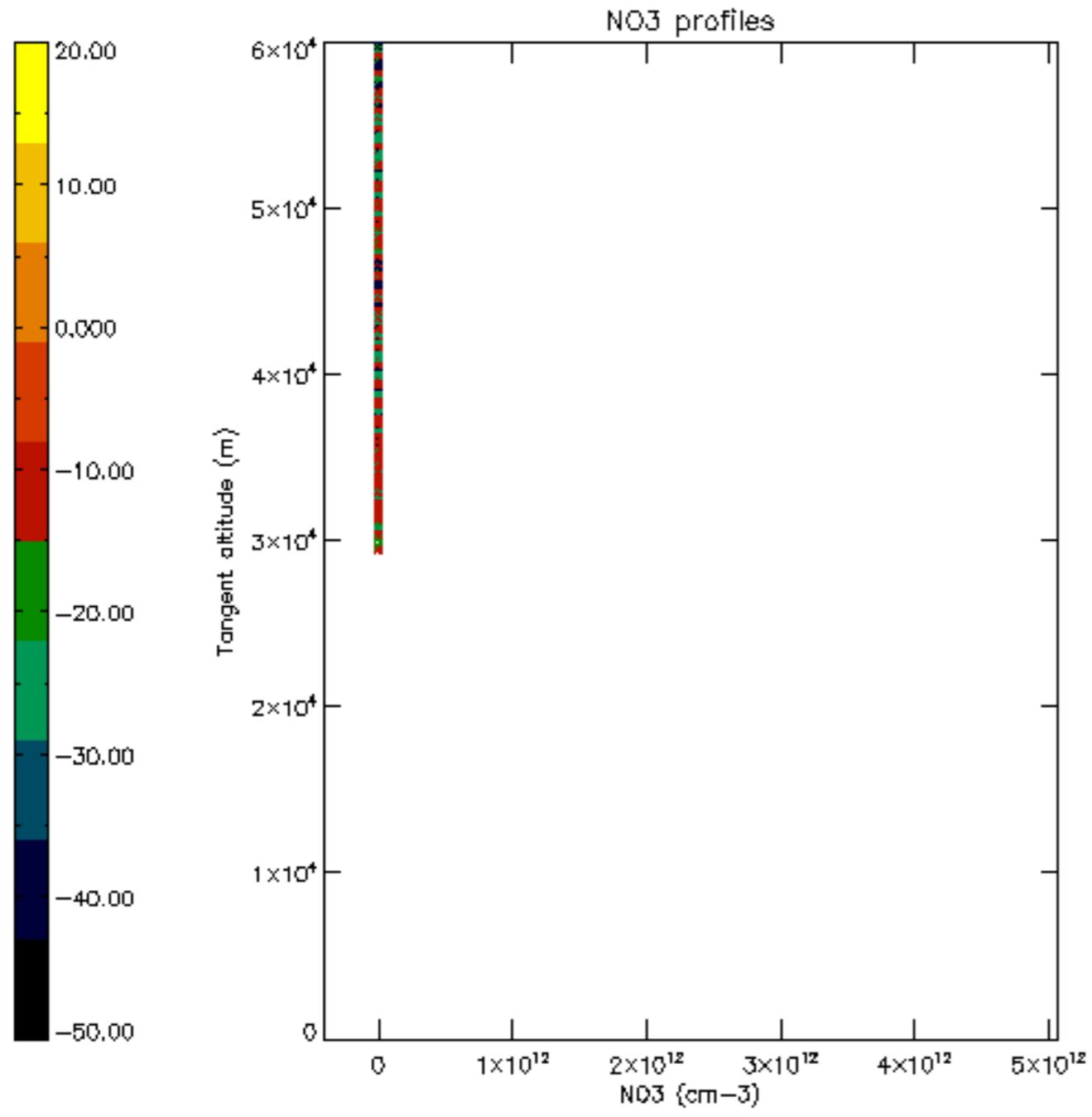


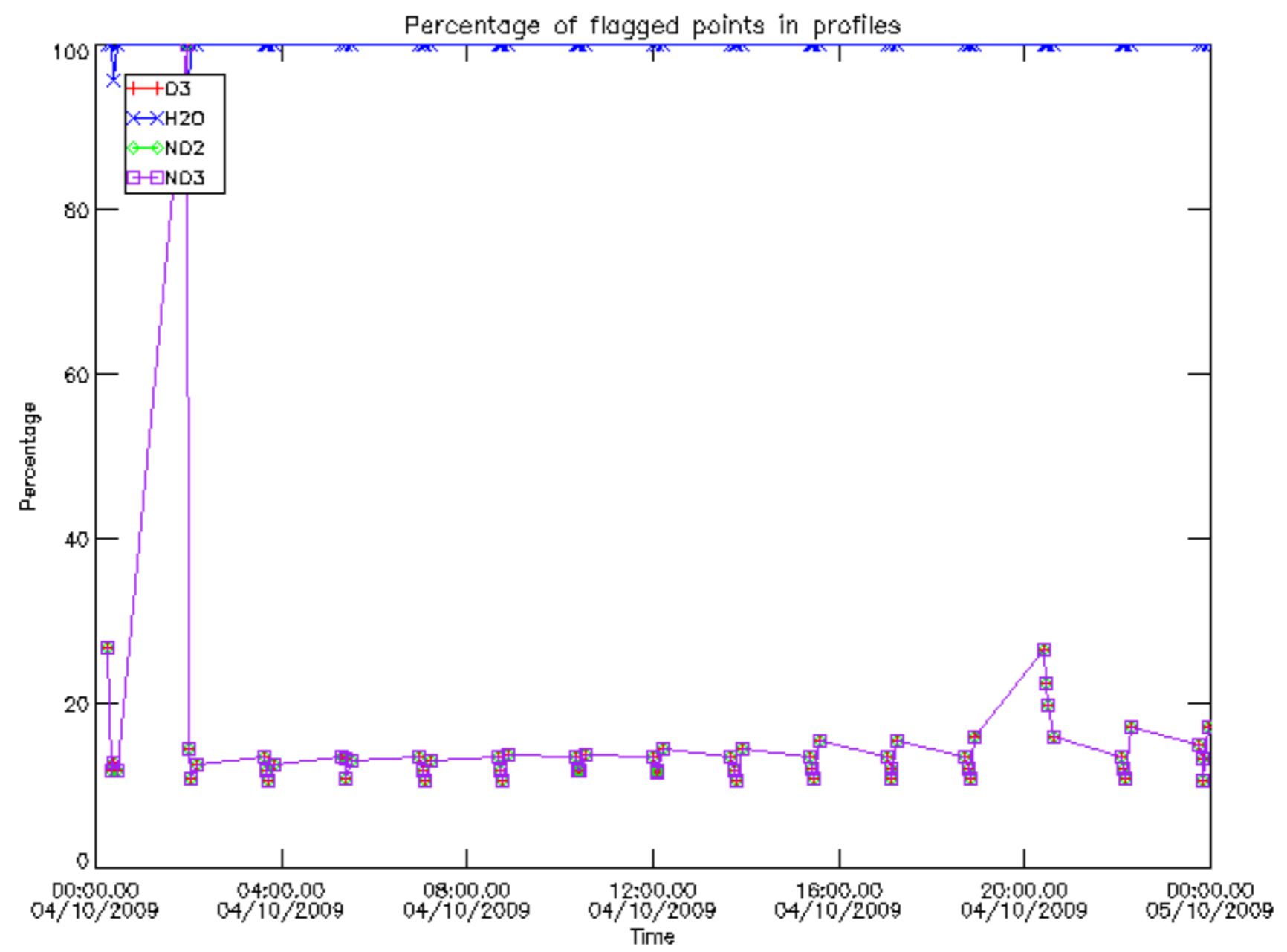




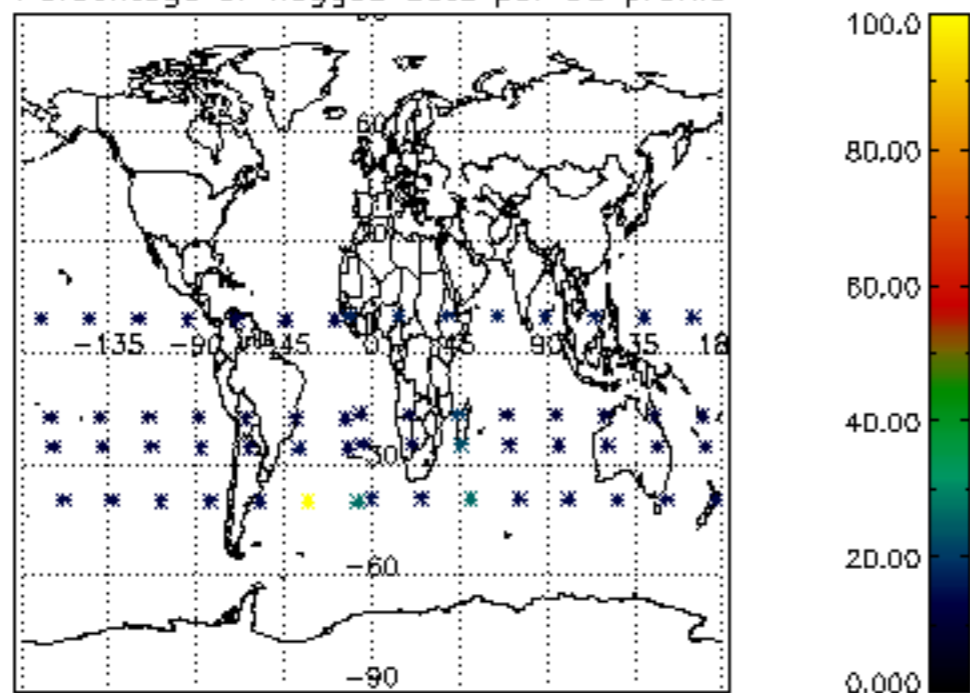




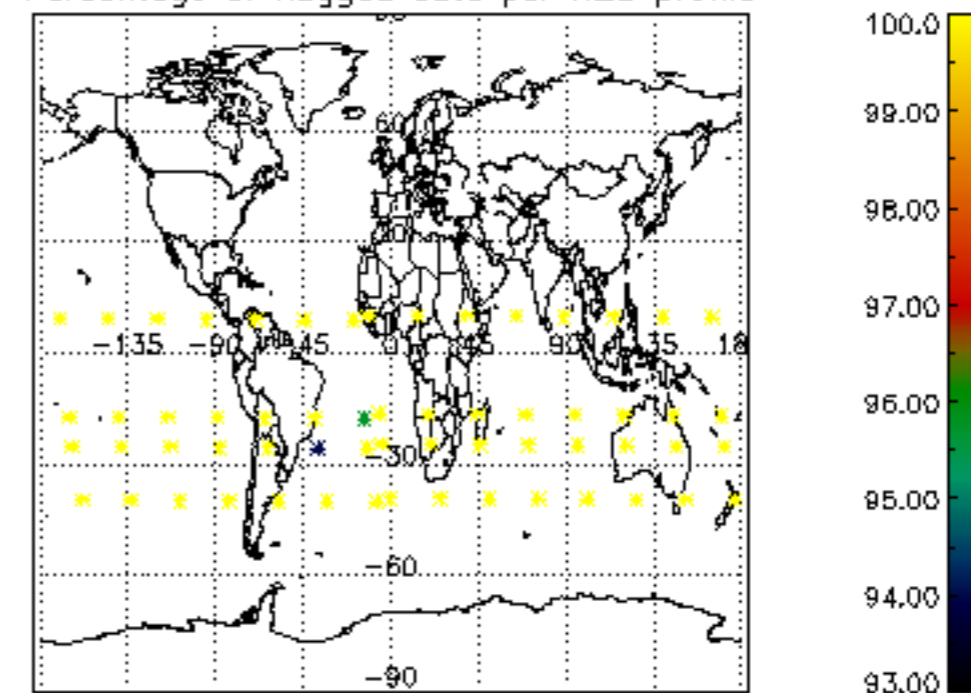




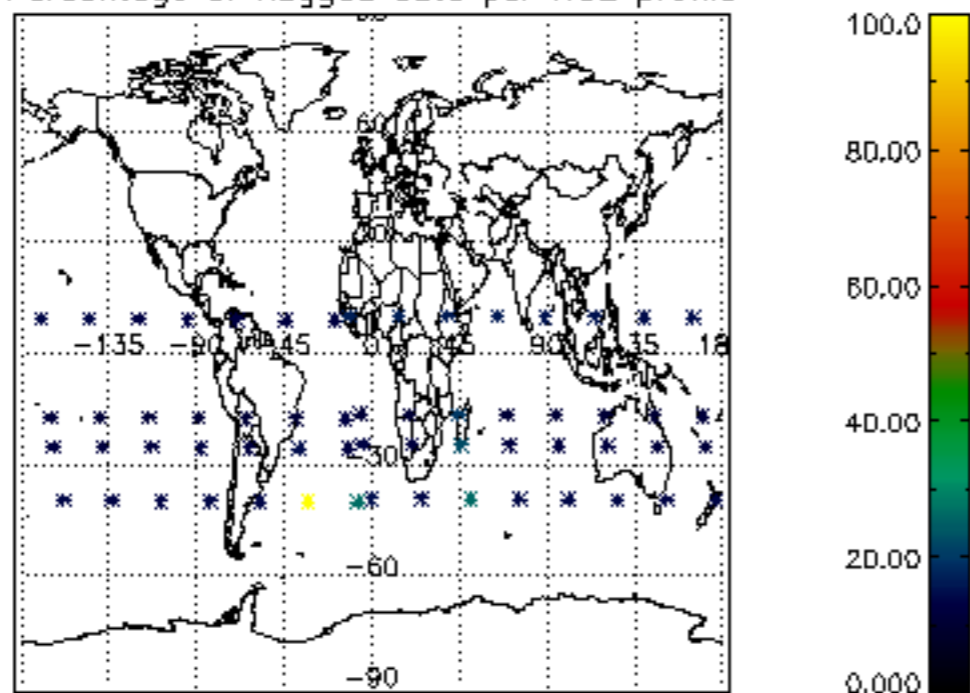
Percentage of flagged data per D3 profile



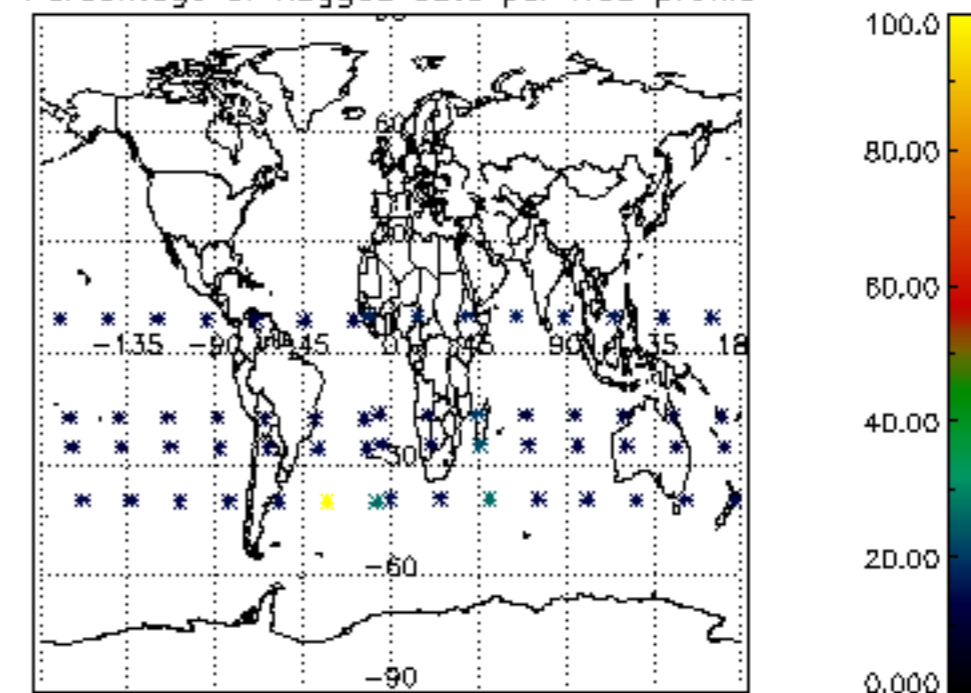
Percentage of flagged data per H2O profile

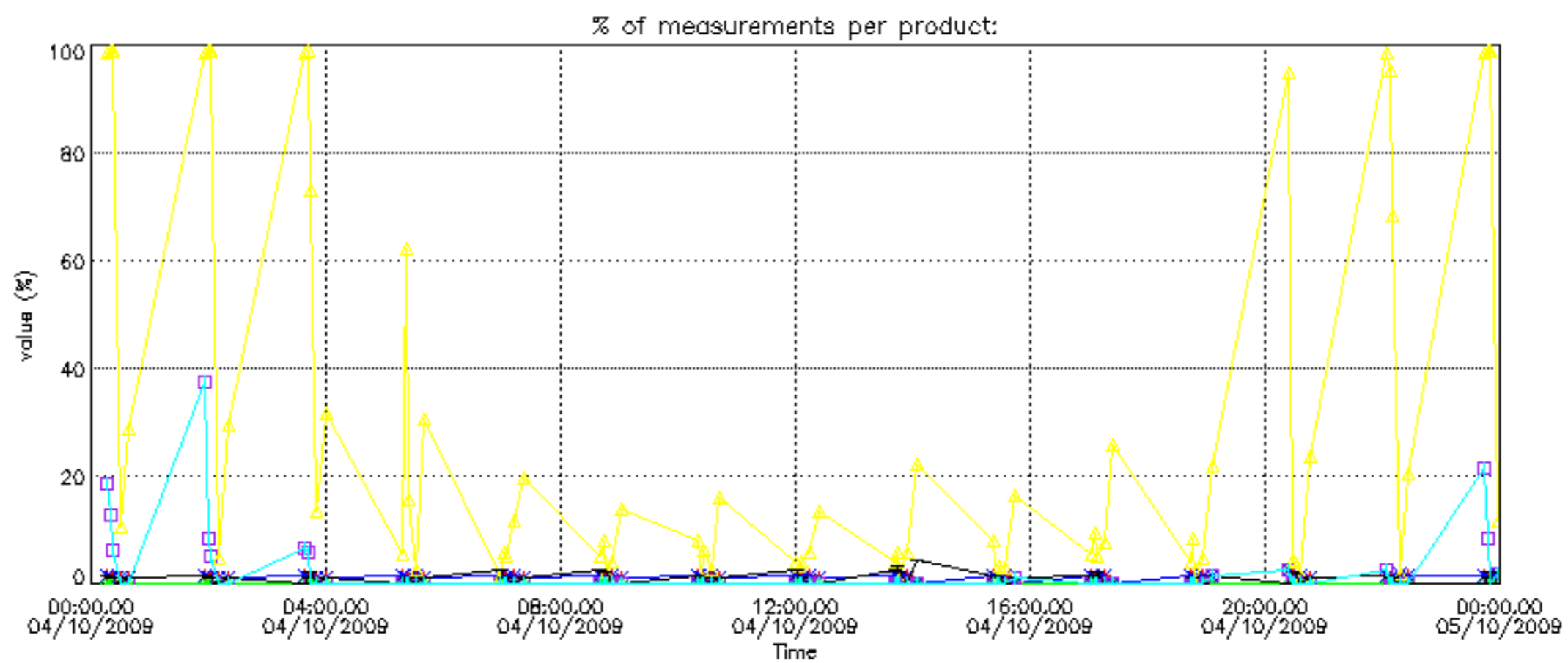
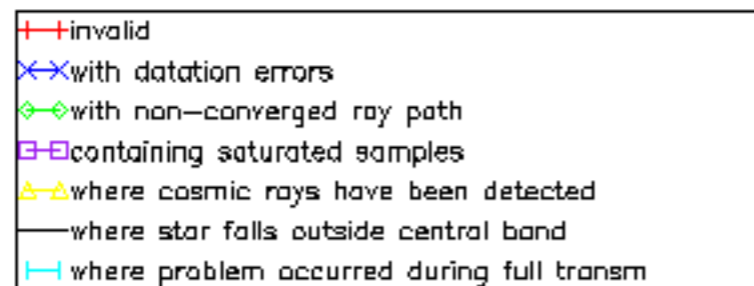


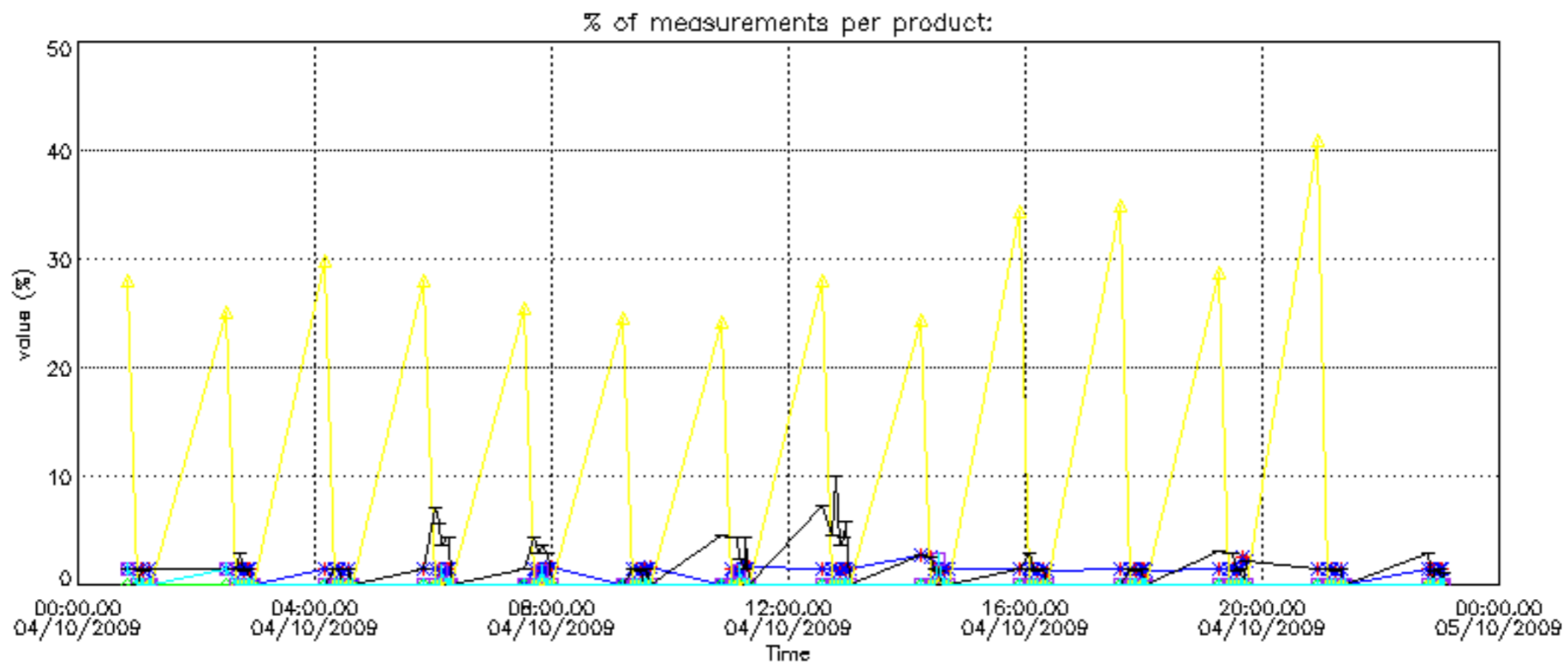
Percentage of flagged data per NO2 profile



Percentage of flagged data per NO3 profile

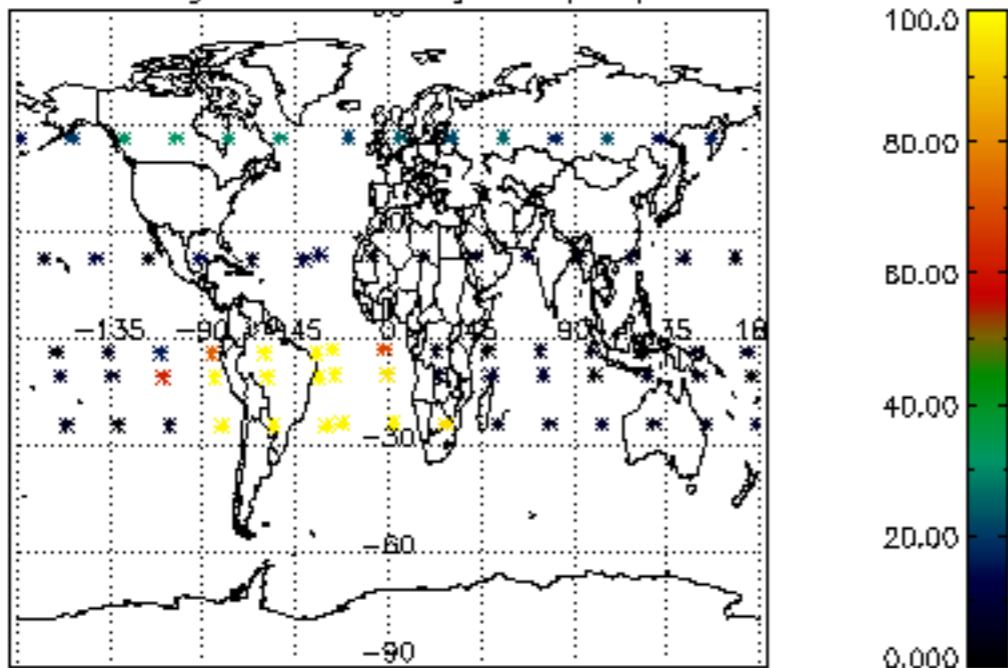




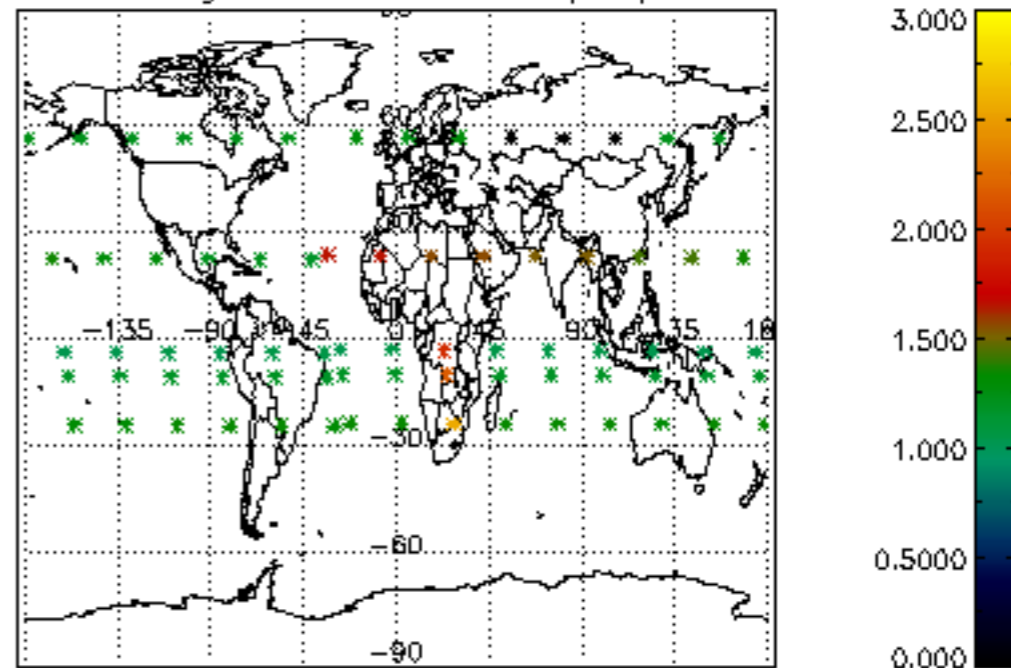




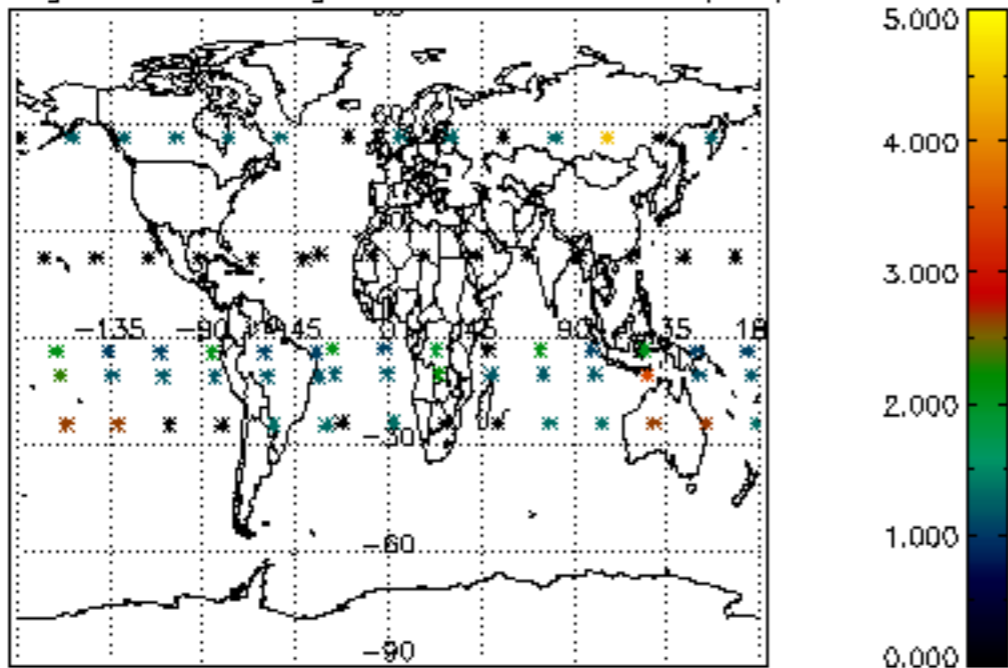
Percentage of cosmic ray hits per profile



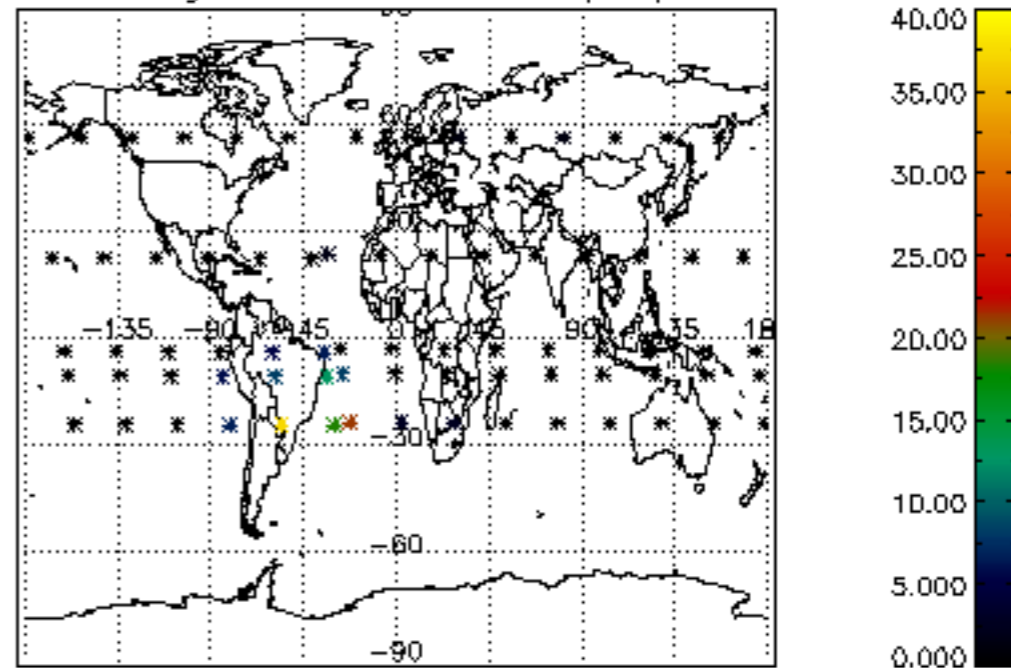
Percentage of datation errors per profile



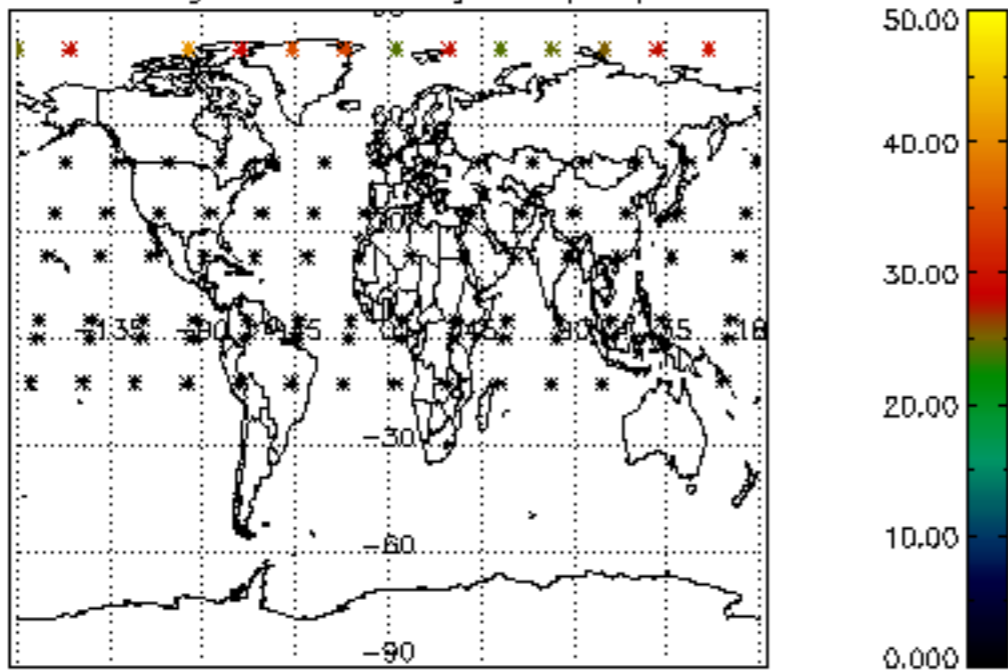
Percentage of star falling outside central band per profile



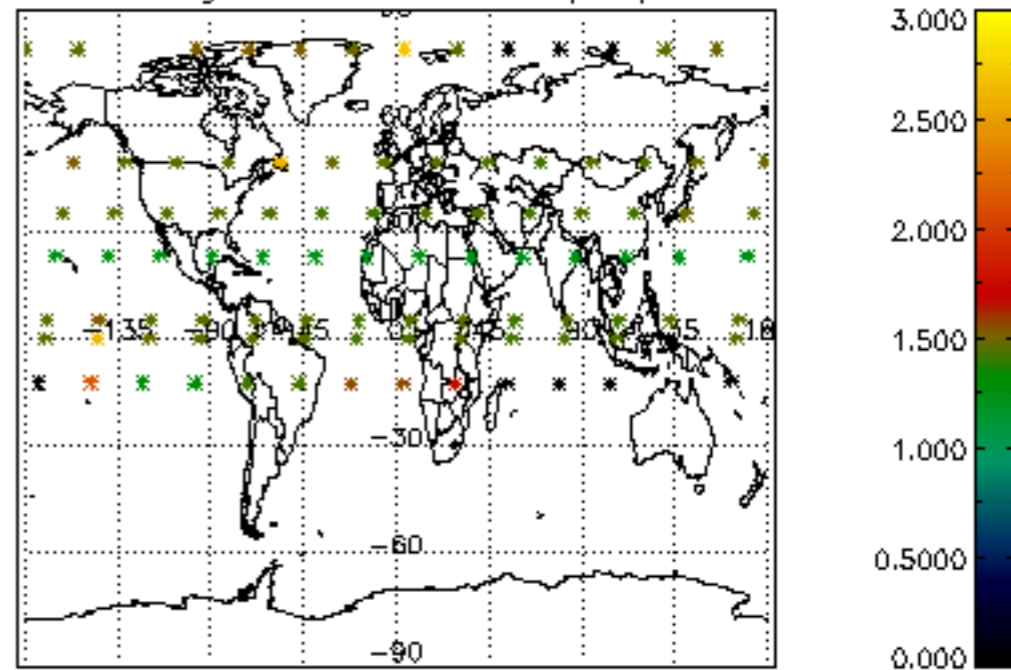
Percentage of saturation errors per profile



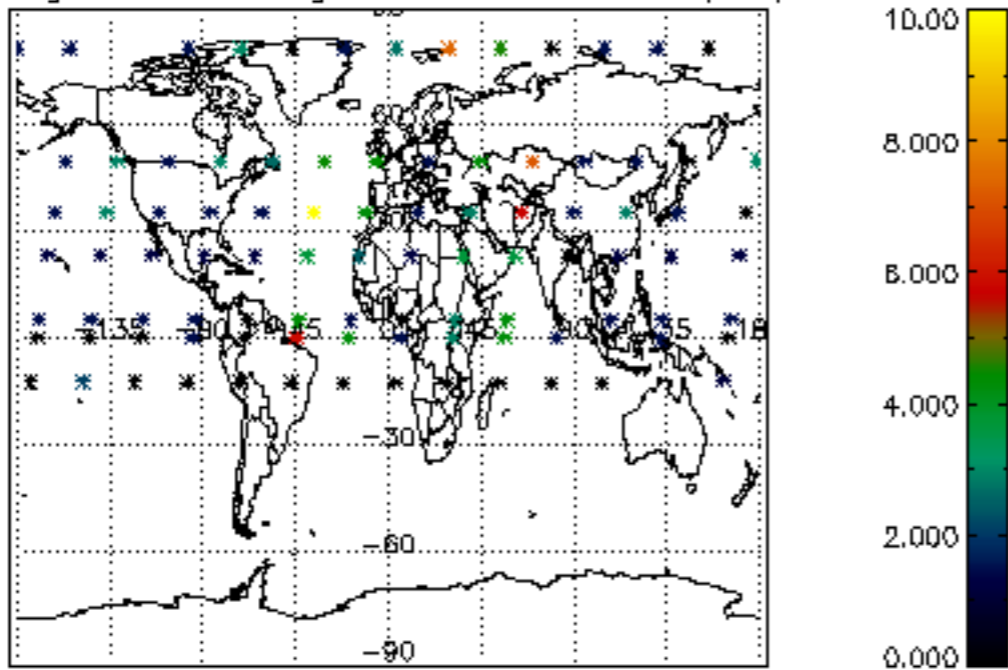
Percentage of cosmic ray hits per profile



Percentage of datation errors per profile



Percentage of star falling outside central band per profile



Percentage of saturation errors per profile

