

# GOMOS Level 2 Daily Report

## SUMMARY

### [1. General Info](#)

### [2. Summary of processed GOM\\_NL\\_2P products](#)

### [3. Level 2 Quality information per product](#)

#### [3.1 Plot of level 2 quality information per product \(time dependant\)](#)

#### [3.2 Plot of level 2 quality information per product \(world map\)](#)

### [4. Level 1 Quality information per product \(stored on level 2 products\)](#)

#### [4.1 Plot of level 1 quality information per product \(time dependant\)](#)

##### [4.1.1 Plot of level 1 quality information per product \(time dependant\): ASCENDING](#)

##### [4.1.2 Plot of level 1 quality information per product \(time dependant\): DESCENDING](#)

#### [4.2 Plot of level 1 quality information per product \(world map\)](#)

##### [4.2.1 Plot of level 1 quality information per product \(world map\): ASCENDING](#)

##### [4.2.2 Plot of level 1 quality information per product \(world map\): DESCENDING](#)

### [5. Ozone profiles based on quality statistics and other trace gas profiles](#)

#### [5.1 Ozone statistics based on quality of products](#)

#### [5.2 Plot ozone profiles for all STD \(dark without errors\)](#)

#### [5.3 Plot ozone profiles where STD < 20% \(dark without errors\)](#)

#### [5.4. Plot ozone profiles where STD < 10% \(dark without errors\)](#)

#### [5.5. Plot ozone profiles where STD < 5% \(dark without errors\)](#)

#### [5.6 Plot NO2 profiles for all STD \(dark without errors\)](#)

#### [5.7 Plot NO3 profiles for all STD \(dark without errors\)](#)

#### [5.8 Plot H2O profiles \(only for occultations of stars 1,2,3,4,13,14,16,26,63 dark without errors\) for all STD](#)

### [6. Auxiliary Data Files used for the production reported in section 2](#)

This report presents the daily analysis on parameters extracted from GOMOS level 2 data (GOM\_NL\_\_2P). It is intended to monitor some important parameters that will impact the quality of these products. A list of level 2 products (and content) that have arrived during the reporting day to the PCF is also given.

Item	Value
Time of report generation	26APR2013 12:58:16
Data source version	GOMOS/6.01
Start time of products	27-09-2009 (27SEP2009 00:00:00)
Stop time of products	28-09-2009 (28SEP2009 00:00:00)
Store outputs in DB	Yes
Nb of level 2 prods	168
Nb of prods with errors	0

## 2. Summary of processed GOM\_NL\_\_2P products.

Nr	Filename	UTC Start time	Limb	Duration	Star Id	Star Name	Star Mag	Star Temp	Nb Meas	Orbit	Prod. error
1	GOM_NL__2PRFIN20090927_001742_000000352082_00474_39606_9484.N1	27-SEP-2009 00:17:42	Twilight	35.000	24	66Alp Gem	1.5800	10200.	70	39606	No
2	GOM_NL__2PRFIN20090927_002748_000000392082_00474_39606_9485.N1	27-SEP-2009 00:27:48	Dark	39.000	8	10Alp CMi	0.40000	6500.0	78	39606	No
3	GOM_NL__2PRFIN20090927_003824_000000382082_00474_39606_9486.N1	27-SEP-2009 00:38:24	Dark	38.000	88	31Eta CMa	2.4480	20000.	76	39606	No
4	GOM_NL__2PRFIN20090927_003957_000000422082_00474_39606_9487.N1	27-SEP-2009 00:39:57	Dark	42.000	23	21Eps CMa	1.5020	26000.	84	39606	No
5	GOM_NL__2PRFIN20090927_004655_000000572082_00475_39607_9490.N1	27-SEP-2009 00:46:55	Dark	56.500	108	Alp Col	2.6520	15200.	113	39607	No
6	GOM_NL__2PRFIN20090927_005746_000000422082_00475_39607_9491.N1	27-SEP-2009 00:57:46	Straylight	42.000	157	The1Eri	2.9060	9300.0	84	39607	No
7	GOM_NL__2PRFIN20090927_010904_000000362082_00475_39607_9492.N1	27-SEP-2009 01:09:04	Straylight	35.500	52	16Bet Cet	2.0370	4500.0	71	39607	No
8	GOM_NL__2PRFIN20090927_011954_000000372082_00475_39607_9493.N1	27-SEP-2009 01:19:54	Bright	36.500	140	88Gam Peg	2.8340	26000.	73	39607	No
9	GOM_NL__2PRFIN20090927_012408_000000372082_00475_39607_9494.N1	27-SEP-2009 01:24:08	Bright	36.500	58	21Alp And	2.0730	11000.	73	39607	No
10	GOM_NL__2PRFIN20090927_012818_000000442082_00475_39607_9495.N1	27-SEP-2009 01:28:18	Bright	44.000	53	43Bet And	2.0480	3300.0	88	39607	No
11	GOM_NL__2PRFIN20090927_013241_000000342082_00475_39607_9496.N1	27-SEP-2009 01:32:41	Bright	33.500	74	11Bet Cas	2.2680	6600.0	67	39607	No
12	GOM_NL__2PRFIN20090927_013409_000000352082_00475_39607_9497.N1	27-SEP-2009 01:34:09	Bright	35.000	76	27Gam Cas	2.3000	30000.	70	39607	No
13	GOM_NL__2PRFIN20090927_015818_000000342082_00475_39607_9498.N1	27-SEP-2009 01:58:18	Twilight	34.000	24	66Alp Gem	1.5800	10200.	68	39607	No
14	GOM_NL__2PRFIN20090927_020825_000000392082_00475_39607_9499.N1	27-SEP-2009 02:08:25	Dark	39.000	8	10Alp CMi	0.40000	6500.0	78	39607	No
15	GOM_NL__2PRFIN20090927_021538_000000332082_00475_39607_9500.N1	27-SEP-2009 02:15:38	Dark	33.000	132	15Rho Pup	2.8030	6900.0	66	39607	No
16	GOM_NL__2PRFIN20090927_021901_000000382082_00475_39607_9501.N1	27-SEP-2009 02:19:01	Dark	37.500	88	31Eta CMa	2.4480	20000.	75	39607	No
17	GOM_NL__2PRFIN20090927_022034_000000422082_00475_39607_9502.N1	27-SEP-2009 02:20:34	Dark	41.500	23	21Eps CMa	1.5020	26000.	83	39607	No
18	GOM_NL__2PRFIN20090927_022733_000000542082_00476_39608_9507.N1	27-SEP-2009 02:27:33	Dark	53.500	108	Alp Col	2.6520	15200.	107	39608	No
19	GOM_NL__2PRFIN20090927_023822_000000422082_00476_39608_9508.N1	27-SEP-2009 02:38:22	Straylight	42.000	157	The1Eri	2.9060	9300.0	84	39608	No
20	GOM_NL__2PRFIN20090927_024940_000000362082_00476_39608_9509.N1	27-SEP-2009 02:49:40	Straylight	35.500	52	16Bet Cet	2.0370	4500.0	71	39608	No
21	GOM_NL__2PRFIN20090927_030029_000000372082_00476_39608_9510.N1	27-SEP-2009 03:00:29	Bright	36.500	140	88Gam Peg	2.8340	26000.	73	39608	No
22	GOM_NL__2PRFIN20090927_030443_000000372082_00476_39608_9511.N1	27-SEP-2009 03:04:43	Bright	36.500	58	21Alp And	2.0730	11000.	73	39608	No
23	GOM_NL__2PRFIN20090927_030853_000000452082_00476_39608_9512.N1	27-SEP-2009 03:08:53	Bright	44.500	53	43Bet And	2.0480	3300.0	89	39608	No
24	GOM_NL__2PRFIN20090927_031317_000000342082_00476_39608_9513.N1	27-SEP-2009 03:13:17	Bright	34.000	74	11Bet Cas	2.2680	6600.0	68	39608	No
25	GOM_NL__2PRFIN20090927_031445_000000352082_00476_39608_9514.N1	27-SEP-2009 03:14:45	Bright	35.000	76	27Gam Cas	2.3000	30000.	70	39608	No
26	GOM_NL__2PRFIN20090927_033854_000000352082_00476_39608_9515.N1	27-SEP-2009 03:38:54	Twilight	35.000	24	66Alp Gem	1.5800	10200.	70	39608	No
27	GOM_NL__2PRFIN20090927_034902_000000402082_00476_39608_9516.N1	27-SEP-2009 03:49:02	Dark	40.000	8	10Alp CMi	0.40000	6500.0	80	39608	No
28	GOM_NL__2PRFIN20090927_035938_000000392082_00476_39608_9517.N1	27-SEP-2009 03:59:38	Dark	38.500	88	31Eta CMa	2.4480	20000.	77	39608	No
29	GOM_NL__2PRFIN20090927_040111_000000422082_00476_39608_9518.N1	27-SEP-2009 04:01:11	Dark	42.000	23	21Eps CMa	1.5020	26000.	84	39608	No
30	GOM_NL__2PRFIN20090927_040811_000000512082_00477_39609_9520.N1	27-SEP-2009 04:08:11	Dark	50.500	108	Alp Col	2.6520	15200.	101	39609	No
31	GOM_NL__2PRFIN20090927_041859_000000422082_00477_39609_9521.N1	27-SEP-2009 04:18:59	Straylight	42.000	157	The1Eri	2.9060	9300.0	84	39609	No
32	GOM_NL__2PRFIN20090927_043016_000000362082_00477_39609_9522.N1	27-SEP-2009 04:30:16	Straylight	36.000	52	16Bet Cet	2.0370	4500.0	72	39609	No
33	GOM_NL__2PRFIN20090927_044105_000000372082_00477_39609_9523.N1	27-SEP-2009 04:41:05	Bright	36.500	140	88Gam Peg	2.8340	26000.	73	39609	No
34	GOM_NL__2PRFIN20090927_044519_000000362082_00477_39609_9524.N1	27-SEP-2009 04:45:19	Bright	36.000	58	21Alp And	2.0730	11000.	72	39609	No
35	GOM_NL__2PRFIN20090927_044928_000000462082_00477_39609_9525.N1	27-SEP-2009 04:49:28	Bright	46.000	53	43Bet And	2.0480	3300.0	92	39609	No
36	GOM_NL__2PRFIN20090927_045353_000000342082_00477_39609_9526.N1	27-SEP-2009 04:53:53	Bright	34.000	74	11Bet Cas	2.2680	6600.0	68	39609	No
37	GOM_NL__2PRFIN20090927_045520_000000352082_00477_39609_9527.N1	27-SEP-2009 04:55:20	Bright	34.500	76	27Gam Cas	2.3000	30000.	69	39609	No
38	GOM_NL__2PRFIN20090927_051931_000000352082_00477_39609_9528.N1	27-SEP-2009 05:19:31	Twilight	34.500	24	66Alp Gem	1.5800	10200.	69	39609	No
39	GOM_NL__2PRFIN20090927_052938_000000402082_00477_39609_9529.N1	27-SEP-2009 05:29:38	Dark	40.000	8	10Alp CMi	0.40000	6500.0	80	39609	No
40	GOM_NL__2PRFIN20090927_053651_000000342082_00477_39609_9530.N1	27-SEP-2009 05:36:51	Dark	33.500	132	15Rho Pup	2.8030	6900.0	67	39609	No
41	GOM_NL__2PRFIN20090927_054015_000000382082_00477_39609_9531.N1	27-SEP-2009 05:40:15	Dark	38.000	88	31Eta CMa	2.4480	20000.	76	39609	No
42	GOM_NL__2PRFIN20090927_054148_000000422082_00477_39609_9532.N1	27-SEP-2009 05:41:48	Dark	42.000	23	21Eps CMa	1.5020	26000.	84	39609	No

43	GOM_NL__2PRFIN20090927_054848_000000502082_00478_39610_9535.N1	27-SEP-2009 05:48:48	Dark	49.500	108	Alp Col	2.6520	15200.	99	39610	No
44	GOM_NL__2PRFIN20090927_055936_000000422082_00478_39610_9536.N1	27-SEP-2009 05:59:36	Straylight	41.500	157	The1Eri	2.9060	9300.0	83	39610	No
45	GOM_NL__2PRFIN20090927_061052_000000352082_00478_39610_9537.N1	27-SEP-2009 06:10:52	Straylight	35.000	52	16Bet Cet	2.0370	4500.0	70	39610	No
46	GOM_NL__2PRFIN20090927_062141_000000362082_00478_39610_9538.N1	27-SEP-2009 06:21:41	Bright	36.000	140	88Gam Peg	2.8340	26000.	72	39610	No
47	GOM_NL__2PRFIN20090927_062555_000000372082_00478_39610_9539.N1	27-SEP-2009 06:25:55	Bright	36.500	58	21Alp And	2.0730	11000.	73	39610	No
48	GOM_NL__2PRFIN20090927_063003_000000442082_00478_39610_9540.N1	27-SEP-2009 06:30:03	Bright	43.500	53	43Bet And	2.0480	3300.0	87	39610	No
49	GOM_NL__2PRFIN20090927_063428_000000342082_00478_39610_9541.N1	27-SEP-2009 06:34:28	Bright	33.500	74	11Bet Cas	2.2680	6600.0	67	39610	No
50	GOM_NL__2PRFIN20090927_063556_000000352082_00478_39610_9542.N1	27-SEP-2009 06:35:56	Bright	34.500	76	27Gam Cas	2.3000	30000.	69	39610	No
51	GOM_NL__2PRFIN20090927_070007_000000352082_00478_39610_9543.N1	27-SEP-2009 07:00:07	Tw_i_and_stray	34.500	24	66Alp Gem	1.5800	10200.	69	39610	No
52	GOM_NL__2PRFIN20090927_071015_000000402082_00478_39610_9544.N1	27-SEP-2009 07:10:15	Dark	39.500	8	10Alp CMi	0.40000	6500.0	79	39610	No
53	GOM_NL__2PRFIN20090927_071728_000000342082_00478_39610_9545.N1	27-SEP-2009 07:17:28	Dark	33.500	132	15Rho Pup	2.8030	6900.0	67	39610	No
54	GOM_NL__2PRFIN20090927_072052_000000382082_00478_39610_9546.N1	27-SEP-2009 07:20:52	Dark	38.000	88	31Eta CMa	2.4480	20000.	76	39610	No
55	GOM_NL__2PRFIN20090927_072225_000000422082_00478_39610_9547.N1	27-SEP-2009 07:22:25	Dark	42.000	23	21Eps CMa	1.5020	26000.	84	39610	No
56	GOM_NL__2PRFIN20090927_072925_000000502082_00479_39611_9549.N1	27-SEP-2009 07:29:25	Dark	50.000	108	Alp Col	2.6520	15200.	100	39611	No
57	GOM_NL__2PRFIN20090927_074013_000000422082_00479_39611_9550.N1	27-SEP-2009 07:40:13	Straylight	41.500	157	The1Eri	2.9060	9300.0	83	39611	No
58	GOM_NL__2PRFIN20090927_075128_000000352082_00479_39611_9551.N1	27-SEP-2009 07:51:28	Straylight	34.500	52	16Bet Cet	2.0370	4500.0	69	39611	No
59	GOM_NL__2PRFIN20090927_080216_000000372082_00479_39611_9552.N1	27-SEP-2009 08:02:16	Bright	36.500	140	88Gam Peg	2.8340	26000.	73	39611	No
60	GOM_NL__2PRFIN20090927_080630_000000372082_00479_39611_9553.N1	27-SEP-2009 08:06:30	Bright	36.500	58	21Alp And	2.0730	11000.	73	39611	No
61	GOM_NL__2PRFIN20090927_081038_000000442082_00479_39611_9554.N1	27-SEP-2009 08:10:38	Bright	43.500	53	43Bet And	2.0480	3300.0	87	39611	No
62	GOM_NL__2PRFIN20090927_081504_000000342082_00479_39611_9555.N1	27-SEP-2009 08:15:04	Bright	33.500	74	11Bet Cas	2.2680	6600.0	67	39611	No
63	GOM_NL__2PRFIN20090927_081632_000000352082_00479_39611_9556.N1	27-SEP-2009 08:16:32	Bright	34.500	76	27Gam Cas	2.3000	30000.	69	39611	No
64	GOM_NL__2PRFIN20090927_084043_000000352082_00479_39611_9557.N1	27-SEP-2009 08:40:43	Tw_i_and_stray	34.500	24	66Alp Gem	1.5800	10200.	69	39611	No
65	GOM_NL__2PRFIN20090927_085052_000000402082_00479_39611_9558.N1	27-SEP-2009 08:50:52	Dark	39.500	8	10Alp CMi	0.40000	6500.0	79	39611	No
66	GOM_NL__2PRFIN20090927_085804_000000342082_00479_39611_9559.N1	27-SEP-2009 08:58:04	Dark	33.500	132	15Rho Pup	2.8030	6900.0	67	39611	No
67	GOM_NL__2PRFIN20090927_090129_000000382082_00479_39611_9560.N1	27-SEP-2009 09:01:29	Dark	38.000	88	31Eta CMa	2.4480	20000.	76	39611	No
68	GOM_NL__2PRFIN20090927_090303_000000422082_00479_39611_9561.N1	27-SEP-2009 09:03:03	Dark	41.500	23	21Eps CMa	1.5020	26000.	83	39611	No
69	GOM_NL__2PRFIN20090927_091003_000000502082_00480_39612_9552.N1	27-SEP-2009 09:10:03	Dark	49.500	108	Alp Col	2.6520	15200.	99	39612	No
70	GOM_NL__2PRFIN20090927_092049_000000422082_00480_39612_9553.N1	27-SEP-2009 09:20:49	Straylight	41.500	157	The1Eri	2.9060	9300.0	83	39612	No
71	GOM_NL__2PRFIN20090927_093204_000000352082_00480_39612_9554.N1	27-SEP-2009 09:32:04	Straylight	35.000	52	16Bet Cet	2.0370	4500.0	70	39612	No
72	GOM_NL__2PRFIN20090927_094252_000000362082_00480_39612_9555.N1	27-SEP-2009 09:42:52	Bright	36.000	140	88Gam Peg	2.8340	26000.	72	39612	No
73	GOM_NL__2PRFIN20090927_094706_000000362082_00480_39612_9556.N1	27-SEP-2009 09:47:06	Bright	36.000	58	21Alp And	2.0730	11000.	72	39612	No
74	GOM_NL__2PRFIN20090927_095114_000000432082_00480_39612_9557.N1	27-SEP-2009 09:51:14	Bright	43.000	53	43Bet And	2.0480	3300.0	86	39612	No
75	GOM_NL__2PRFIN20090927_095539_000000342082_00480_39612_9558.N1	27-SEP-2009 09:55:39	Bright	33.500	74	11Bet Cas	2.2680	6600.0	67	39612	No
76	GOM_NL__2PRFIN20090927_095707_000000352082_00480_39612_9559.N1	27-SEP-2009 09:57:07	Bright	34.500	76	27Gam Cas	2.3000	30000.	69	39612	No
77	GOM_NL__2PRFIN20090927_102119_000000352082_00480_39612_9560.N1	27-SEP-2009 10:21:19	Tw_i_and_stray	34.500	24	66Alp Gem	1.5800	10200.	69	39612	No
78	GOM_NL__2PRFIN20090927_103841_000000342082_00480_39612_9561.N1	27-SEP-2009 10:38:41	Dark	33.500	132	15Rho Pup	2.8030	6900.0	67	39612	No
79	GOM_NL__2PRFIN20090927_104206_000000382082_00480_39612_9562.N1	27-SEP-2009 10:42:06	Dark	38.000	88	31Eta CMa	2.4480	20000.	76	39612	No
80	GOM_NL__2PRFIN20090927_104340_000000422082_00480_39612_9563.N1	27-SEP-2009 10:43:40	Dark	42.000	23	21Eps CMa	1.5020	26000.	84	39612	No
81	GOM_NL__2PRFIN20090927_105040_000000502082_00481_39613_9565.N1	27-SEP-2009 10:50:40	Dark	50.000	108	Alp Col	2.6520	15200.	100	39613	No
82	GOM_NL__2PRFIN20090927_110126_000000422082_00481_39613_9566.N1	27-SEP-2009 11:01:26	Straylight	41.500	157	The1Eri	2.9060	9300.0	83	39613	No
83	GOM_NL__2PRFIN20090927_111240_000000352082_00481_39613_9567.N1	27-SEP-2009 11:12:40	Straylight	34.500	52	16Bet Cet	2.0370	4500.0	69	39613	No
84	GOM_NL__2PRFIN20090927_112328_000000362082_00481_39613_9568.N1	27-SEP-2009 11:23:28	Bright	36.000	140	88Gam Peg	2.8340	26000.	72	39613	No
85	GOM_NL__2PRFIN20090927_112741_000000362082_00481_39613_9569.N1	27-SEP-2009 11:27:41	Bright	36.000	58	21Alp And	2.0730	11000.	72	39613	No
86	GOM_NL__2PRFIN20090927_113148_000000442082_00481_39613_9570.N1	27-SEP-2009 11:31:48	Bright	43.500	53	43Bet And	2.0480	3300.0	87	39613	No
87	GOM_NL__2PRFIN20090927_113615_000000342082_00481_39613_9571.N1	27-SEP-2009 11:36:15	Bright	33.500	74	11Bet Cas	2.2680	6600.0	67	39613	No
88	GOM_NL__2PRFIN20090927_113742_000000352082_00481_39613_9572.N1	27-SEP-2009 11:37:42	Bright	34.500	76	27Gam Cas	2.3000	30000.	69	39613	No
89	GOM_NL__2PRFIN20090927_120155_000000342082_00481_39613_9573.N1	27-SEP-2009 12:01:55	Tw_i_and_stray	34.000	24	66Alp Gem	1.5800	10200.	68	39613	No
90	GOM_NL__2PRFIN20090927_121917_000000342082_00481_39613_9574.N1	27-SEP-2009 12:19:17	Dark	33.500	132	15Rho Pup	2.8030	6900.0	67	39613	No
91	GOM_NL__2PRFIN20090927_122242_000000382082_00481_39613_9575.N1	27-SEP-2009 12:22:42	Dark	38.000	88	31Eta CMa	2.4480	20000.	76	39613	No
92	GOM_NL__2PRFIN20090927_122417_000000422082_00481_39613_9576.N1	27-SEP-2009 12:24:17	Dark	42.000	23	21Eps CMa	1.5020	26000.	84	39613	No
93	GOM_NL__2PRFIN20090927_123117_000000572082_00482_39614_9581.N1	27-SEP-2009 12:31:17	Dark	56.500	108	Alp Col	2.6520	15200.	113	39614	No
94	GOM_NL__2PRFIN20090927_124203_000000432082_00482_39614_9582.N1	27-SEP-2009 12:42:03	Straylight	42.500	157	The1Eri	2.9060	9300.0	85	39614	No
95	GOM_NL__2PRFIN20090927_125316_000000362082_00482_39614_9583.N1	27-SEP-2009 12:53:16	Straylight	35.500	52	16Bet Cet	2.0370	4500.0	71	39614	No
96	GOM_NL__2PRFIN20090927_130404_000000102082_00482_39614_9584.N1	27-SEP-2009 13:04:04	Straylight	9.5000	140	88Gam Peg	2.8340	26000.	19	39614	No
97	GOM_NL__2PRFIN20090927_130817_000000362082_00482_39614_9585.N1	27-SEP-2009 13:08:17	Bright	36.000	58	21Alp And	2.0730	11000.	72	39614	No
98	GOM_NL__2PRFIN20090927_131224_000000462082_00482_39614_9586.N1	27-SEP-2009 13:12:24	Bright	46.000	53	43Bet And	2.0480	3300.0	92	39614	No
99	GOM_NL__2PRFIN20090927_131650_000000342082_00482_39614_9587.N1	27-SEP-2009 13:16:50	Bright	34.000	74	11Bet Cas	2.2680	6600.0	68	39614	No
100	GOM_NL__2PRFIN20090927_131818_000000352082_00482_39614_9588.N1	27-SEP-2009 13:18:18	Bright	35.000	76	27Gam Cas	2.3000	30000.	70	39614	No
101	GOM_NL__2PRFIN20090927_134231_000000362082_00482_39614_9589.N1	27-SEP-2009 13:42:31	Tw_i_and_stray	35.500	24	66Alp Gem	1.5800	10200.	71	39614	No

102	GOM_NL__2PRFIN20090927_135954_000000342082_00482_39614_9590.N1	27-SEP-2009 13:59:54	Dark	34.000	132	15Rho Pup	2.8030	6900.0	68	39614	No
103	GOM_NL__2PRFIN20090927_140319_000000392082_00482_39614_9591.N1	27-SEP-2009 14:03:19	Dark	38.500	88	31Eta CMa	2.4480	20000.	77	39614	No
104	GOM_NL__2PRFIN20090927_140454_000000432082_00482_39614_9592.N1	27-SEP-2009 14:04:54	Dark	42.500	23	21Eps CMa	1.5020	26000.	85	39614	No
105	GOM_NL__2PRFIN20090927_141154_000000532082_00483_39615_9595.N1	27-SEP-2009 14:11:54	Dark	52.500	108	Alp Col	2.6520	15200.	105	39615	No
106	GOM_NL__2PRFIN20090927_142240_000000422082_00483_39615_9596.N1	27-SEP-2009 14:22:40	Straylight	41.500	157	The1Eri	2.9060	9300.0	83	39615	No
107	GOM_NL__2PRFIN20090927_143352_000000362082_00483_39615_9597.N1	27-SEP-2009 14:33:52	Straylight	36.000	52	16Bet Cet	2.0370	4500.0	72	39615	No
108	GOM_NL__2PRFIN20090927_144439_000000362082_00483_39615_9598.N1	27-SEP-2009 14:44:39	Bright	36.000	140	88Gam Peg	2.8340	26000.	72	39615	No
109	GOM_NL__2PRFIN20090927_144852_000000372082_00483_39615_9599.N1	27-SEP-2009 14:48:52	Bright	36.500	58	21Alp And	2.0730	11000.	73	39615	No
110	GOM_NL__2PRFIN20090927_145259_000000442082_00483_39615_9600.N1	27-SEP-2009 14:52:59	Bright	44.000	53	43Bet And	2.0480	3300.0	88	39615	No
111	GOM_NL__2PRFIN20090927_145726_000000342082_00483_39615_9601.N1	27-SEP-2009 14:57:26	Bright	33.500	74	11Bet Cas	2.2680	6600.0	67	39615	No
112	GOM_NL__2PRFIN20090927_145853_000000362082_00483_39615_9602.N1	27-SEP-2009 14:58:53	Bright	35.500	76	27Gam Cas	2.3000	30000.	71	39615	No
113	GOM_NL__2PRFIN20090927_152307_000000352082_00483_39615_9603.N1	27-SEP-2009 15:23:07	Tw_i_and_stray	35.000	24	66Alp Gem	1.5800	10200.	70	39615	No
114	GOM_NL__2PRFIN20090927_154031_000000342082_00483_39615_9604.N1	27-SEP-2009 15:40:31	Dark	33.500	132	15Rho Pup	2.8030	6900.0	67	39615	No
115	GOM_NL__2PRFIN20090927_154357_000000392082_00483_39615_9605.N1	27-SEP-2009 15:43:57	Dark	38.500	88	31Eta CMa	2.4480	20000.	77	39615	No
116	GOM_NL__2PRFIN20090927_154531_000000432082_00483_39615_9606.N1	27-SEP-2009 15:45:31	Dark	43.000	23	21Eps CMa	1.5020	26000.	86	39615	No
117	GOM_NL__2PRFIN20090927_155232_000000522082_00484_39616_9640.N1	27-SEP-2009 15:52:32	Dark	52.000	108	Alp Col	2.6520	15200.	104	39616	No
118	GOM_NL__2PRFIN20090927_160316_000000422082_00484_39616_9641.N1	27-SEP-2009 16:03:16	Straylight	42.000	157	The1Eri	2.9060	9300.0	84	39616	No
119	GOM_NL__2PRFIN20090927_161428_000000352082_00484_39616_9642.N1	27-SEP-2009 16:14:28	Straylight	35.000	52	16Bet Cet	2.0370	4500.0	70	39616	No
120	GOM_NL__2PRFIN20090927_162514_000000362082_00484_39616_9643.N1	27-SEP-2009 16:25:14	Bright	35.500	140	88Gam Peg	2.8340	26000.	71	39616	No
121	GOM_NL__2PRFIN20090927_162928_000000362082_00484_39616_9644.N1	27-SEP-2009 16:29:28	Bright	35.500	58	21Alp And	2.0730	11000.	71	39616	No
122	GOM_NL__2PRFIN20090927_163334_000000432082_00484_39616_9645.N1	27-SEP-2009 16:33:34	Bright	42.500	53	43Bet And	2.0480	3300.0	85	39616	No
123	GOM_NL__2PRFIN20090927_163802_000000332082_00484_39616_9646.N1	27-SEP-2009 16:38:02	Bright	33.000	74	11Bet Cas	2.2680	6600.0	66	39616	No
124	GOM_NL__2PRFIN20090927_163929_000000342082_00484_39616_9647.N1	27-SEP-2009 16:39:29	Bright	34.000	76	27Gam Cas	2.3000	30000.	68	39616	No
125	GOM_NL__2PRFIN20090927_170343_000000342082_00484_39616_9648.N1	27-SEP-2009 17:03:43	Tw_i_and_stray	34.000	24	66Alp Gem	1.5800	10200.	68	39616	No
126	GOM_NL__2PRFIN20090927_171356_000000402082_00484_39616_9649.N1	27-SEP-2009 17:13:56	Dark	39.500	8	10Alp CMi	0.40000	6500.0	79	39616	No
127	GOM_NL__2PRFIN20090927_172107_000000342082_00484_39616_9650.N1	27-SEP-2009 17:21:07	Dark	33.500	132	15Rho Pup	2.8030	6900.0	67	39616	No
128	GOM_NL__2PRFIN20090927_172433_000000382082_00484_39616_9651.N1	27-SEP-2009 17:24:33	Dark	37.500	88	31Eta CMa	2.4480	20000.	75	39616	No
129	GOM_NL__2PRFIN20090927_172608_000000422082_00484_39616_9652.N1	27-SEP-2009 17:26:08	Dark	42.000	23	21Eps CMa	1.5020	26000.	84	39616	No
130	GOM_NL__2PRFIN20090927_173309_000000532082_00485_39617_9654.N1	27-SEP-2009 17:33:09	Dark	52.500	108	Alp Col	2.6520	15200.	105	39617	No
131	GOM_NL__2PRFIN20090927_174353_000000422082_00485_39617_9655.N1	27-SEP-2009 17:43:53	Straylight	41.500	157	The1Eri	2.9060	9300.0	83	39617	No
132	GOM_NL__2PRFIN20090927_175505_000000362082_00485_39617_9656.N1	27-SEP-2009 17:55:05	Straylight	35.500	52	16Bet Cet	2.0370	4500.0	71	39617	No
133	GOM_NL__2PRFIN20090927_180551_000000362082_00485_39617_9657.N1	27-SEP-2009 18:05:51	Bright	36.000	140	88Gam Peg	2.8340	26000.	72	39617	No
134	GOM_NL__2PRFIN20090927_181003_000000322082_00485_39617_9658.N1	27-SEP-2009 18:10:03	Bright	31.500	58	21Alp And	2.0730	11000.	63	39617	No
135	GOM_NL__2PRFIN20090927_181409_000000382082_00485_39617_9659.N1	27-SEP-2009 18:14:09	Bright	37.500	53	43Bet And	2.0480	3300.0	75	39617	No
136	GOM_NL__2PRFIN20090927_181837_000000032082_00485_39617_9660.N1	27-SEP-2009 18:18:37	Straylight	3.0000	74	11Bet Cas	2.2680	6600.0	6	39617	No
137	GOM_NL__2PRFIN20090927_182004_000000032082_00485_39617_9661.N1	27-SEP-2009 18:20:04	Straylight	2.5000	76	27Gam Cas	2.3000	30000.	5	39617	No
138	GOM_NL__2PRFIN20090927_184419_000000292082_00485_39617_9662.N1	27-SEP-2009 18:44:19	Tw_i_and_stray	28.500	24	66Alp Gem	1.5800	10200.	57	39617	No
139	GOM_NL__2PRFIN20090927_185433_000000412082_00485_39617_9663.N1	27-SEP-2009 18:54:33	Dark	40.500	8	10Alp CMi	0.40000	6500.0	81	39617	No
140	GOM_NL__2PRFIN20090927_190146_000000332082_00485_39617_9664.N1	27-SEP-2009 19:01:46	Dark	32.500	132	15Rho Pup	2.8030	6900.0	65	39617	No
141	GOM_NL__2PRFIN20090927_190510_000000382082_00485_39617_9665.N1	27-SEP-2009 19:05:10	Dark	38.000	88	31Eta CMa	2.4480	20000.	76	39617	No
142	GOM_NL__2PRFIN20090927_190645_000000432082_00485_39617_9666.N1	27-SEP-2009 19:06:45	Dark	42.500	23	21Eps CMa	1.5020	26000.	85	39617	No
143	GOM_NL__2PRFIN20090927_191347_000000552082_00486_39618_9668.N1	27-SEP-2009 19:13:47	Dark	54.500	108	Alp Col	2.6520	15200.	109	39618	No
144	GOM_NL__2PRFIN20090927_192430_000000412082_00486_39618_9669.N1	27-SEP-2009 19:24:30	Straylight	41.000	157	The1Eri	2.9060	9300.0	82	39618	No
145	GOM_NL__2PRFIN20090927_193541_000000362082_00486_39618_9670.N1	27-SEP-2009 19:35:41	Straylight	35.500	52	16Bet Cet	2.0370	4500.0	71	39618	No
146	GOM_NL__2PRFIN20090927_194627_000000112082_00486_39618_9671.N1	27-SEP-2009 19:46:27	Straylight	11.000	140	88Gam Peg	2.8340	26000.	22	39618	No
147	GOM_NL__2PRFIN20090927_195039_000000362082_00486_39618_9672.N1	27-SEP-2009 19:50:39	Bright	36.000	58	21Alp And	2.0730	11000.	72	39618	No
148	GOM_NL__2PRFIN20090927_195444_000000442082_00486_39618_9673.N1	27-SEP-2009 19:54:44	Bright	43.500	53	43Bet And	2.0480	3300.0	87	39618	No
149	GOM_NL__2PRFIN20090927_195914_000000332082_00486_39618_9674.N1	27-SEP-2009 19:59:14	Bright	32.500	74	11Bet Cas	2.2680	6600.0	65	39618	No
150	GOM_NL__2PRFIN20090927_200041_000000262082_00486_39618_9675.N1	27-SEP-2009 20:00:41	Tw_i_and_stray	26.000	76	27Gam Cas	2.3000	30000.	52	39618	No
151	GOM_NL__2PRFIN20090927_202456_000000352082_00486_39618_9676.N1	27-SEP-2009 20:24:56	Tw_i_and_stray	34.500	24	66Alp Gem	1.5800	10200.	69	39618	No
152	GOM_NL__2PRFIN20090927_203510_000000412082_00486_39618_9677.N1	27-SEP-2009 20:35:10	Dark	40.500	8	10Alp CMi	0.40000	6500.0	81	39618	No
153	GOM_NL__2PRFIN20090927_204221_000000342082_00486_39618_9678.N1	27-SEP-2009 20:42:21	Dark	34.000	132	15Rho Pup	2.8030	6900.0	68	39618	No
154	GOM_NL__2PRFIN20090927_204547_000000382082_00486_39618_9679.N1	27-SEP-2009 20:45:47	Dark	37.500	88	31Eta CMa	2.4480	20000.	75	39618	No
155	GOM_NL__2PRFIN20090927_204722_000000422082_00486_39618_9680.N1	27-SEP-2009 20:47:22	Dark	41.500	23	21Eps CMa	1.5020	26000.	83	39618	No
156	GOM_NL__2PRFIN20090927_205424_000000532082_00487_39619_9682.N1	27-SEP-2009 20:54:24	Dark	52.500	108	Alp Col	2.6520	15200.	105	39619	No
157	GOM_NL__2PRFIN20090927_210506_000000412082_00487_39619_9683.N1	27-SEP-2009 21:05:06	Straylight	41.000	157	The1Eri	2.9060	9300.0	82	39619	No
158	GOM_NL__2PRFIN20090927_211616_000000362082_00487_39619_9684.N1	27-SEP-2009 21:16:16	Straylight	35.500	52	16Bet Cet	2.0370	4500.0	71	39619	No
159	GOM_NL__2PRFIN20090927_212702_000000362082_00487_39619_9685.N1	27-SEP-2009 21:27:02	Bright	36.000	140	88Gam Peg	2.8340	26000.	72	39619	No
160	GOM_NL__2PRFIN20090927_213115_000000362082_00487_39619_9686.N1	27-SEP-2009 21:31:15	Bright	36.000	58	21Alp And	2.0730	11000.	72	39619	No

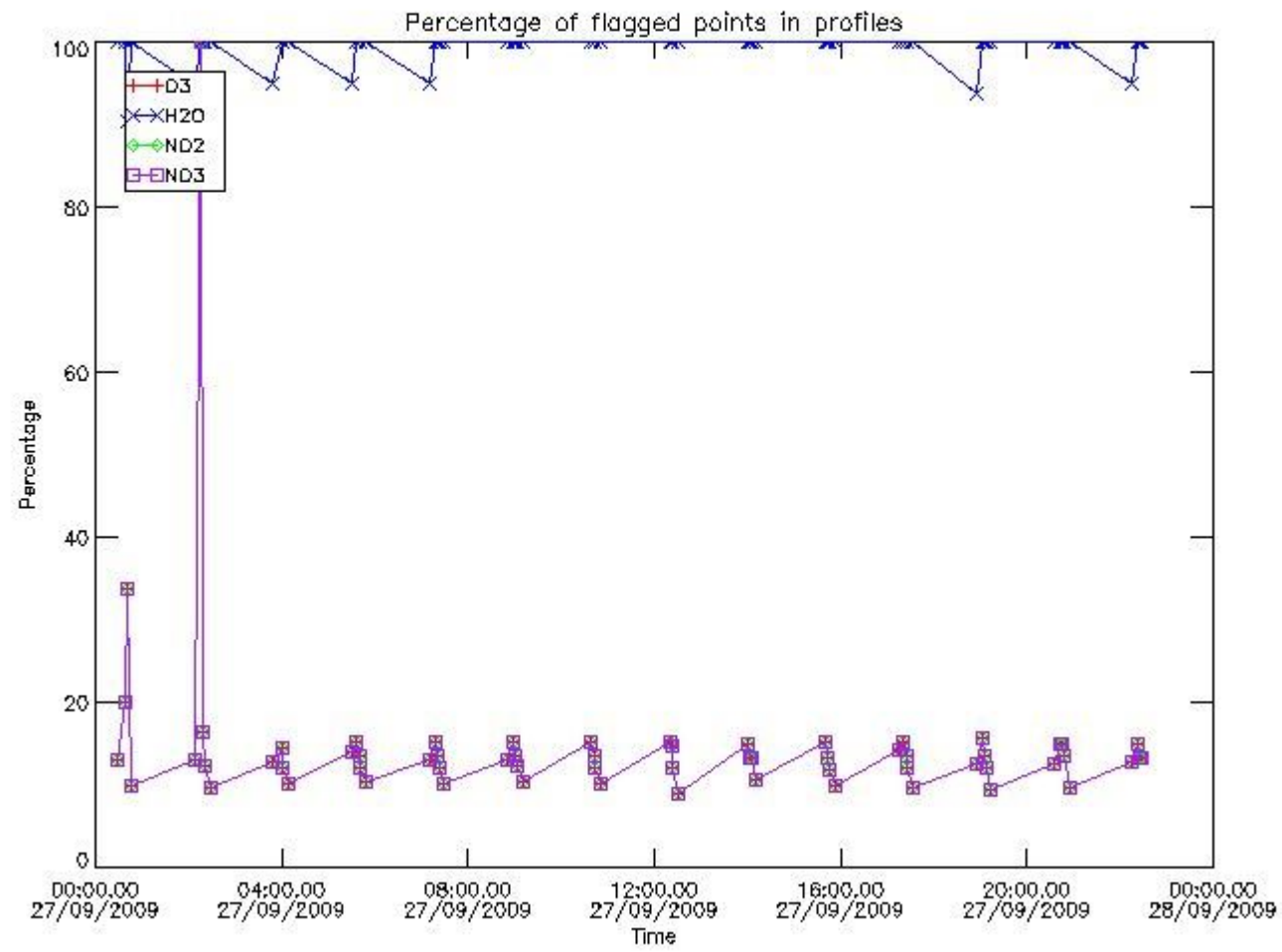


161	GOM_NL__2PRFIN20090927_213519_000000442082_00487_39619_9687.N1	27-SEP-2009 21:35:19	Bright	43.500	53	43Bet And	2.0480	3300.0	87	39619	No
162	GOM_NL__2PRFIN20090927_213949_000000342082_00487_39619_9688.N1	27-SEP-2009 21:39:49	Bright	33.500	74	11Bet Cas	2.2680	6600.0	67	39619	No
163	GOM_NL__2PRFIN20090927_214115_000000352082_00487_39619_9689.N1	27-SEP-2009 21:41:15	Bright	34.500	76	27Gam Cas	2.3000	30000.	69	39619	No
164	GOM_NL__2PRFIN20090927_220531_000000352082_00487_39619_9690.N1	27-SEP-2009 22:05:31	Twilight_stray	35.000	24	66Alp Gem	1.5800	10200.	70	39619	No
165	GOM_NL__2PRFIN20090927_221546_000000402082_00487_39619_9691.N1	27-SEP-2009 22:15:46	Dark	39.500	8	10Alp CMi	0.40000	6500.0	79	39619	No
166	GOM_NL__2PRFIN20090927_222257_000000342082_00487_39619_9692.N1	27-SEP-2009 22:22:57	Dark	34.000	132	15Rho Pup	2.8030	6900.0	68	39619	No
167	GOM_NL__2PRFIN20090927_222624_000000392082_00487_39619_9693.N1	27-SEP-2009 22:26:24	Dark	38.500	88	31Eta CMa	2.4480	20000.	77	39619	No
168	GOM_NL__2PRFIN20090927_222759_000000422082_00487_39619_9694.N1	27-SEP-2009 22:27:59	Dark	41.500	23	21Eps CMa	1.5020	26000.	83	39619	No

### 3. Quality information per product

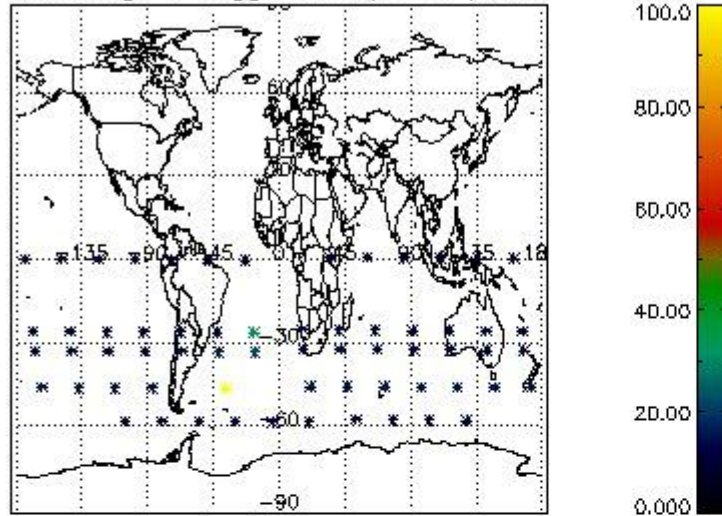
In this section it is plotted some information contained in the Quality Summary data set of the level 2 products. Only products in dark limb conditions and without errors (error flag in the MPH set to "0") are used.

#### 3.1 Plot quality information per product (time dependant)

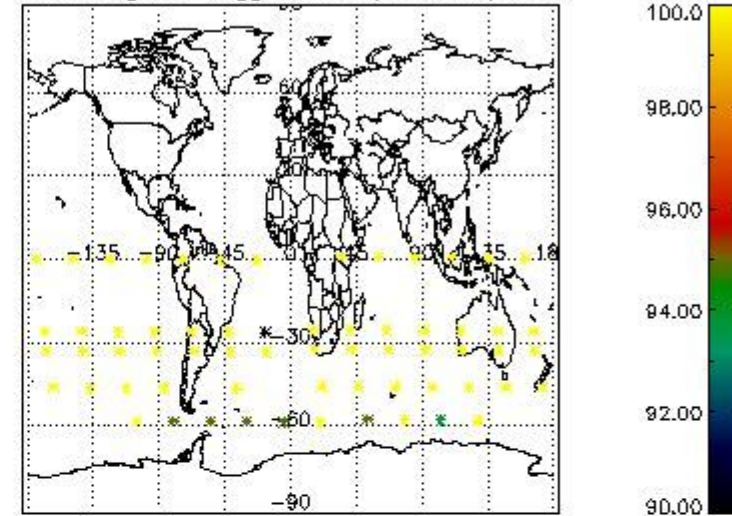


#### 3.2 Plot quality information per product (world map)

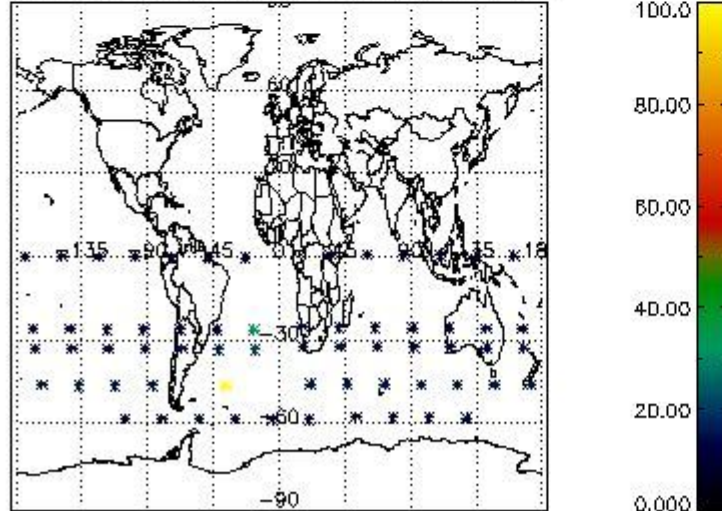
Percentage of flagged data per O3 profile



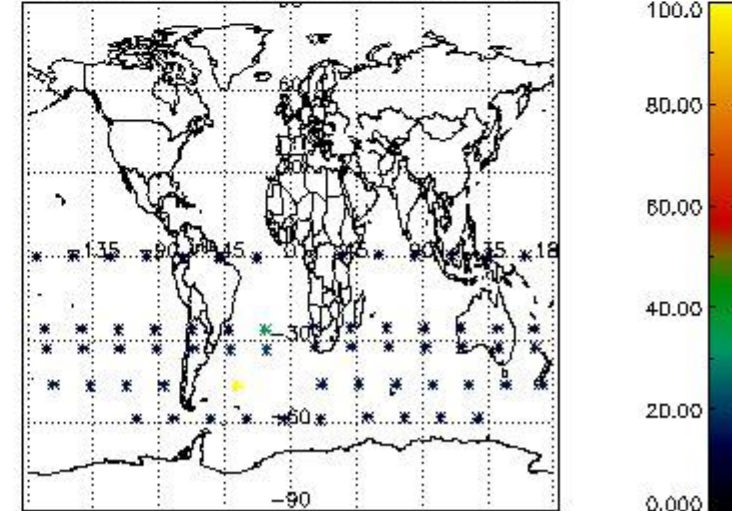
Percentage of flagged data per H2O profile



Percentage of flagged data per NO2 profile



Percentage of flagged data per NO3 profile

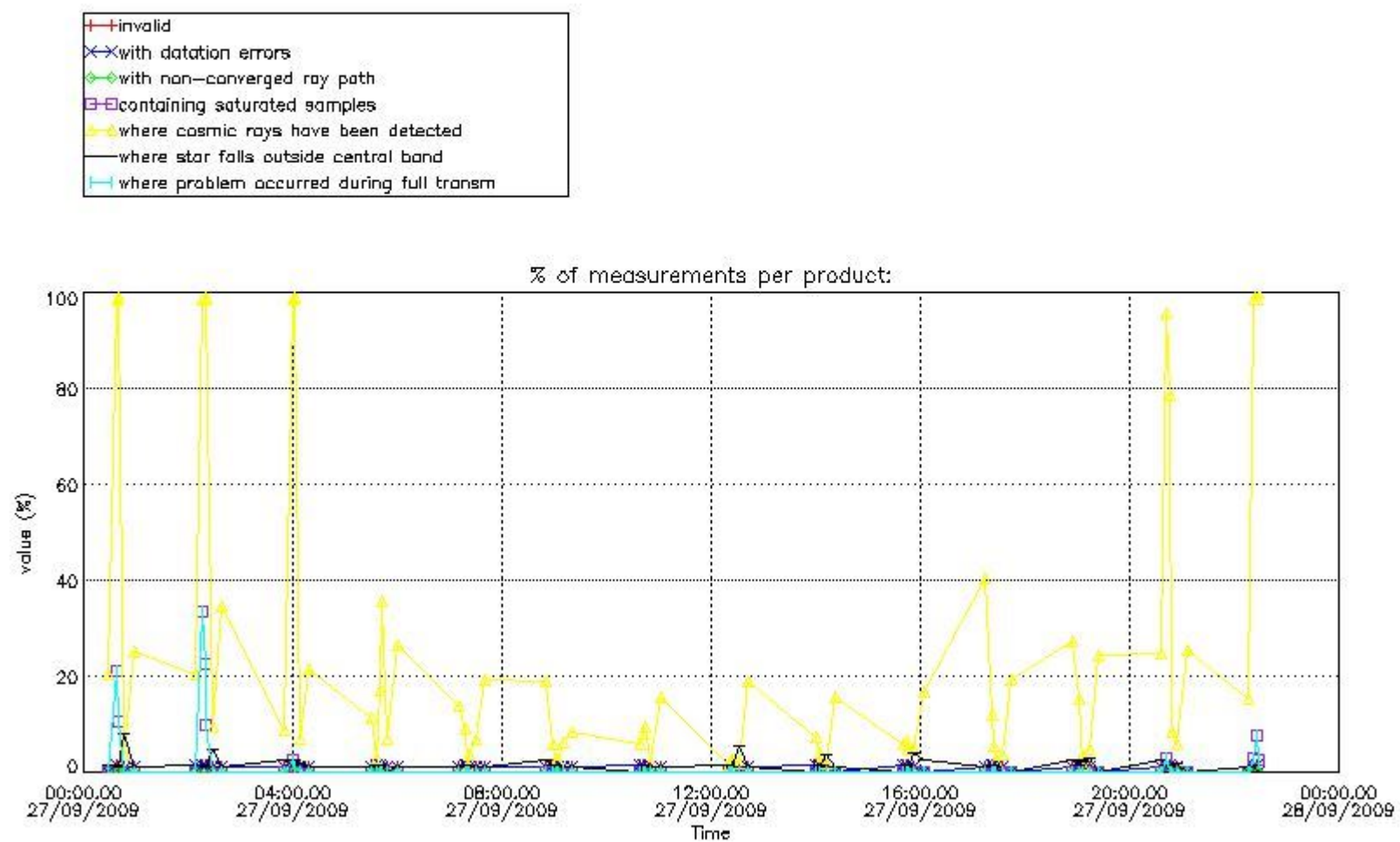


#### 4. Level 1 quality information per product

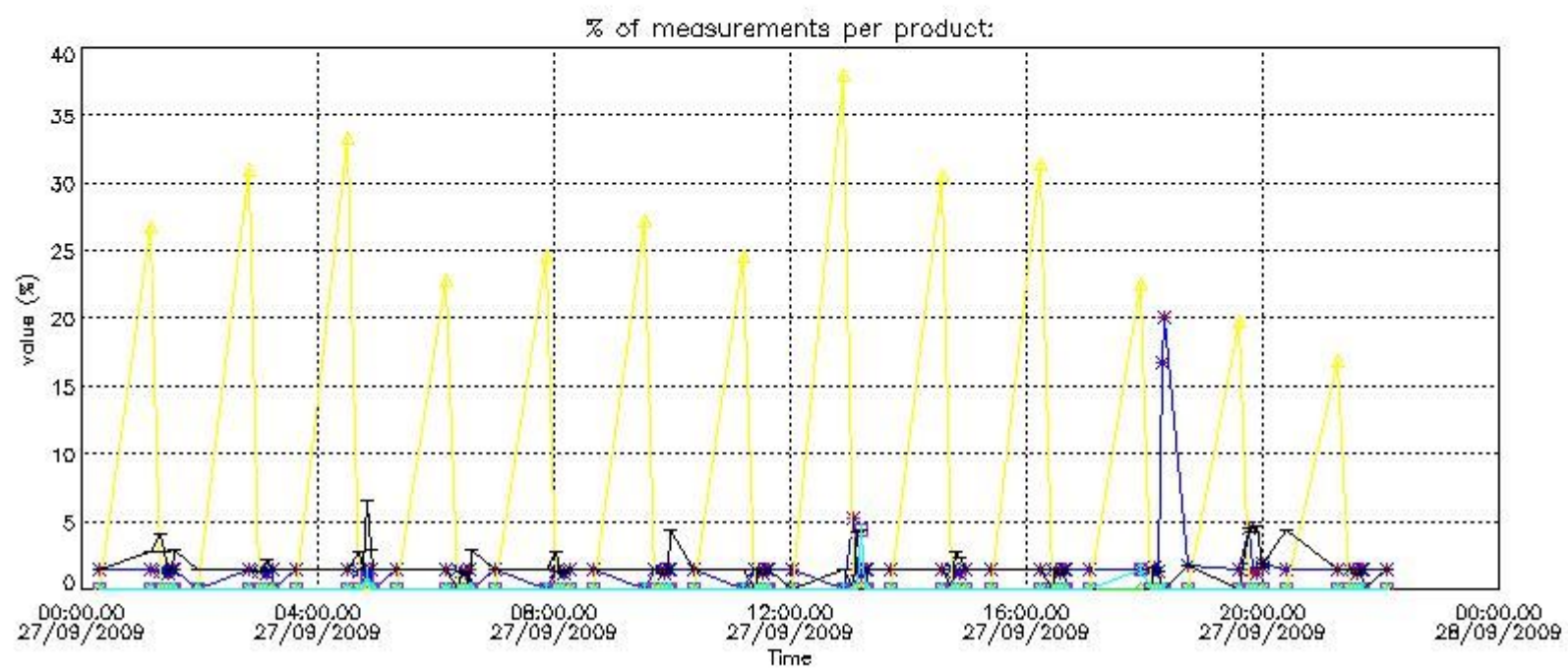
In this section it is plotted some information contained in the Quality Summary data set of the level 2 products that comes from the level 1b processing. Products without errors (error flag in the MPH set to "0") are used.

##### 4.1 Plot quality information per product (time dependant) coming from level 1b processing

##### 4.1.1 Plot level 1 quality information per product (time dependant): ENVISAT ASCENDING passes



4.1.2 Plot level 1 quality information per product (time dependant): ENVI SAT DESCENDING passes

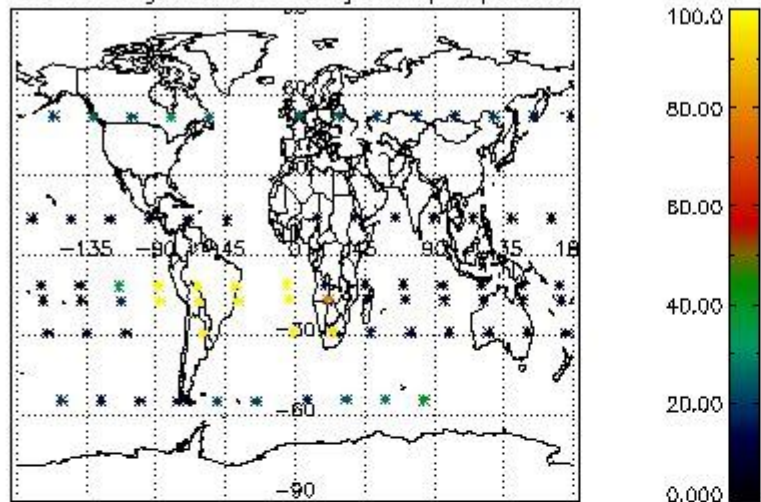


4.2 Plot quality information per product coming from level 1b processing (world map)

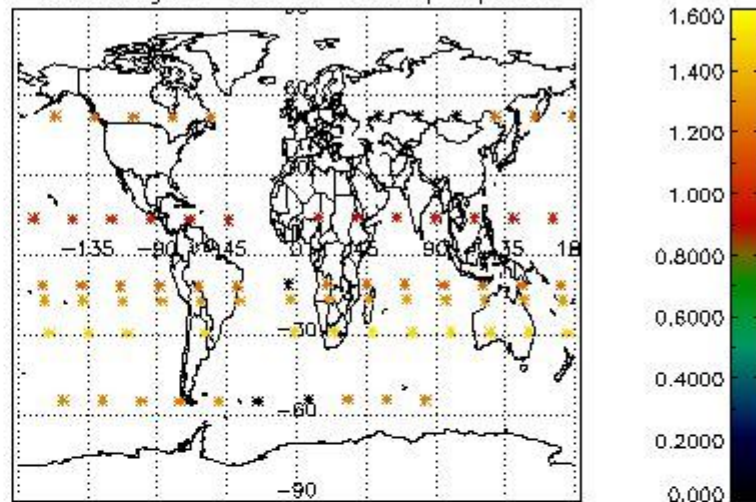
4.2.1 Plot level 1 quality information per product (world map): ENVISAT ASCENDING passes



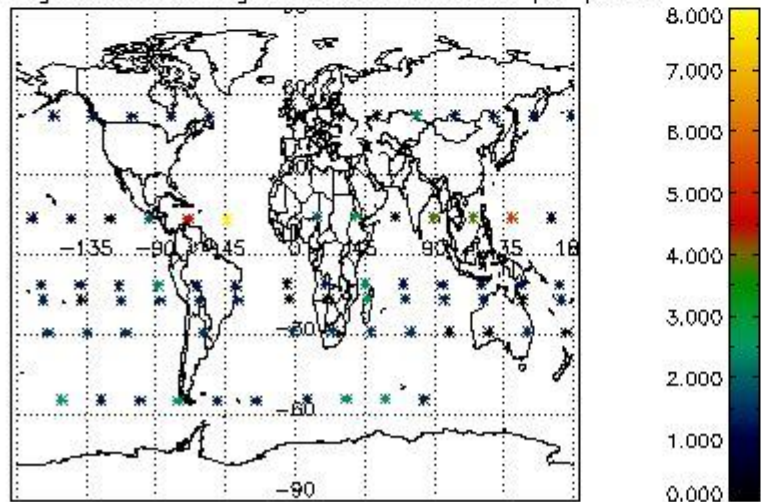
Percentage of cosmic ray hits per profile



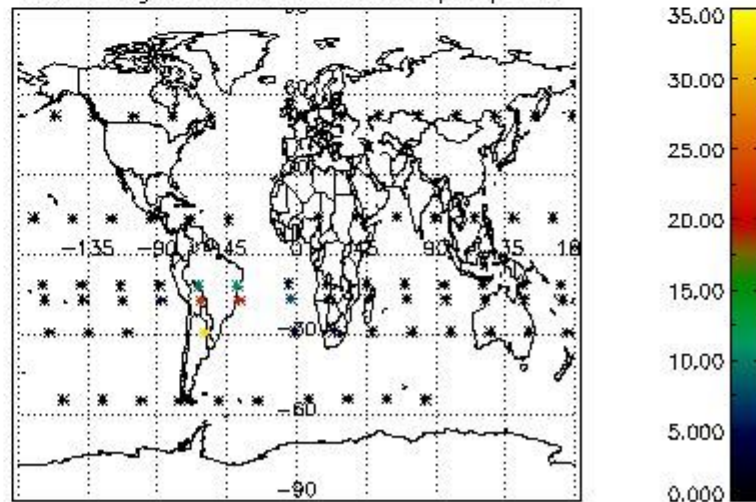
Percentage of datation errors per profile



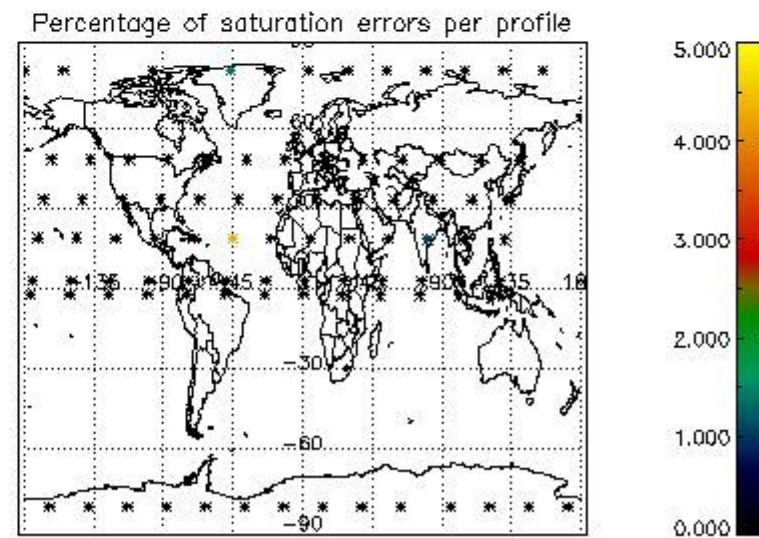
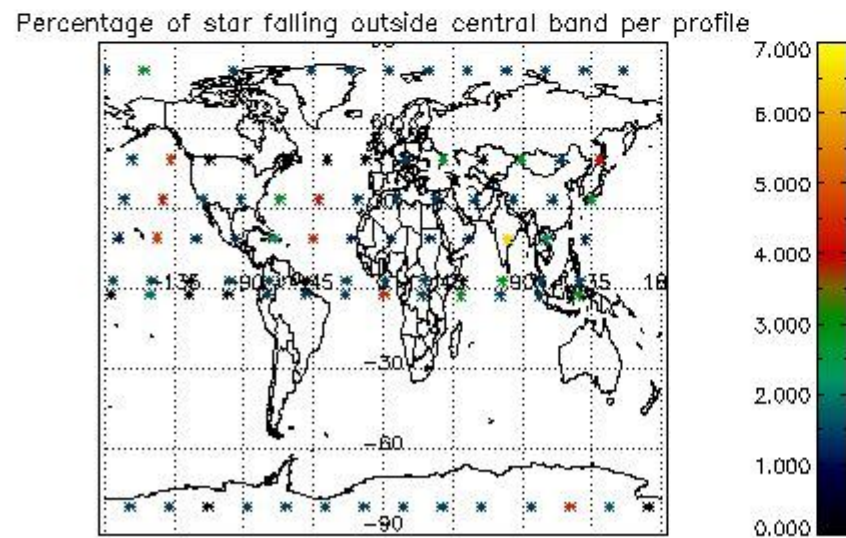
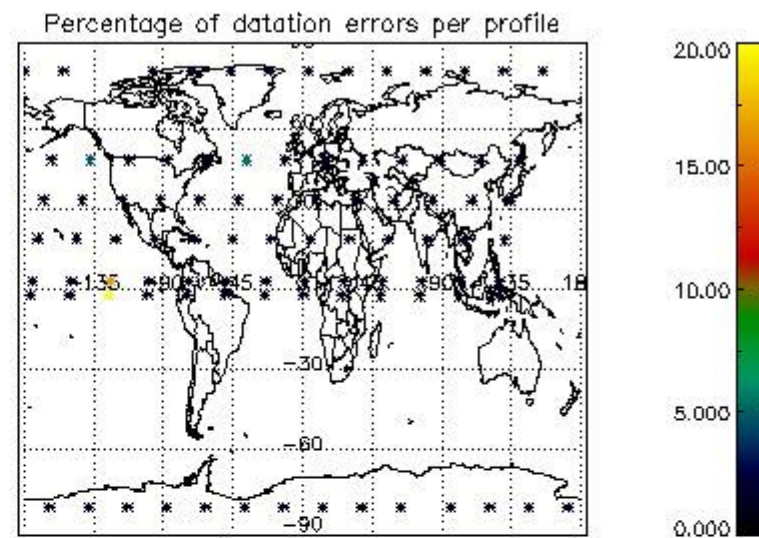
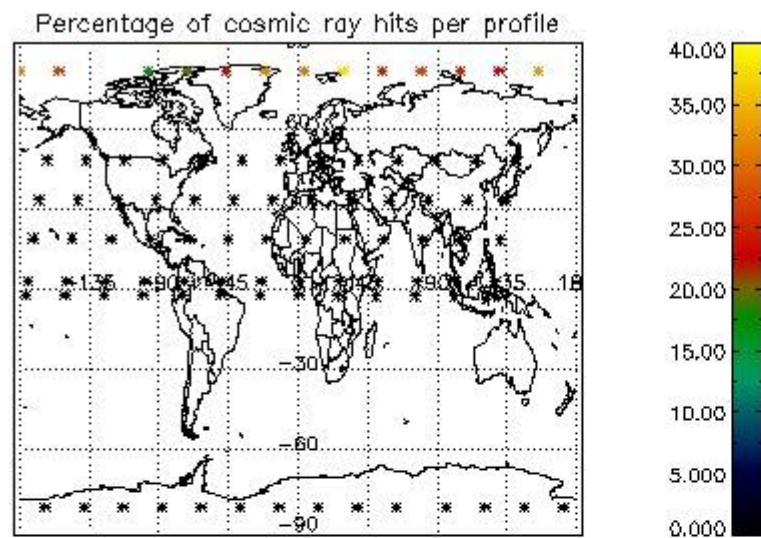
Percentage of star falling outside central band per profile



Percentage of saturation errors per profile



4.2.2 Plot level 1 quality information per product (world map): ENVISAT DESCENDING passes



## 5. Trace gas profiles

### 5.1 Ozone statistics based on quality of products

The final quality of the products can be "measured" using the STD (Standard Deviation) attached to every point profile. This information is written to the parameter GOM\_NL\_\_2P/NL\_LOCAL\_SPECIES\_DENSITY/o3\_std of the level 2 products. The table below shows the statistics for given STD ranges.

The statistics are given with respect to the overall valid production:

- Products without fatal errors: GOM\_NL\_\_2P/MPH/PRODUCT\_ERR=0
- Valid point profile: GOM\_NL\_\_2P/NL\_LOCAL\_SPECIES\_DENSITY/pcd(0)=0

The 'Criteria' is applied to valid points of dark limb products:

- Products in dark limb illumination condition: GOM\_NL\_\_2P/NL\_SUMMARY\_QUALITY/obs\_ill\_cond=0
- Products without fatal errors: GOM\_NL\_\_2P/MPH/PRODUCT\_ERR=0
- Valid point profile: GOM\_NL\_\_2P/NL\_LOCAL\_SPECIES\_DENSITY/pcd(0)=0

So, the table below shows the percentage of dark limb and valid observations for each criteria with respect to the overall valid daily observations.

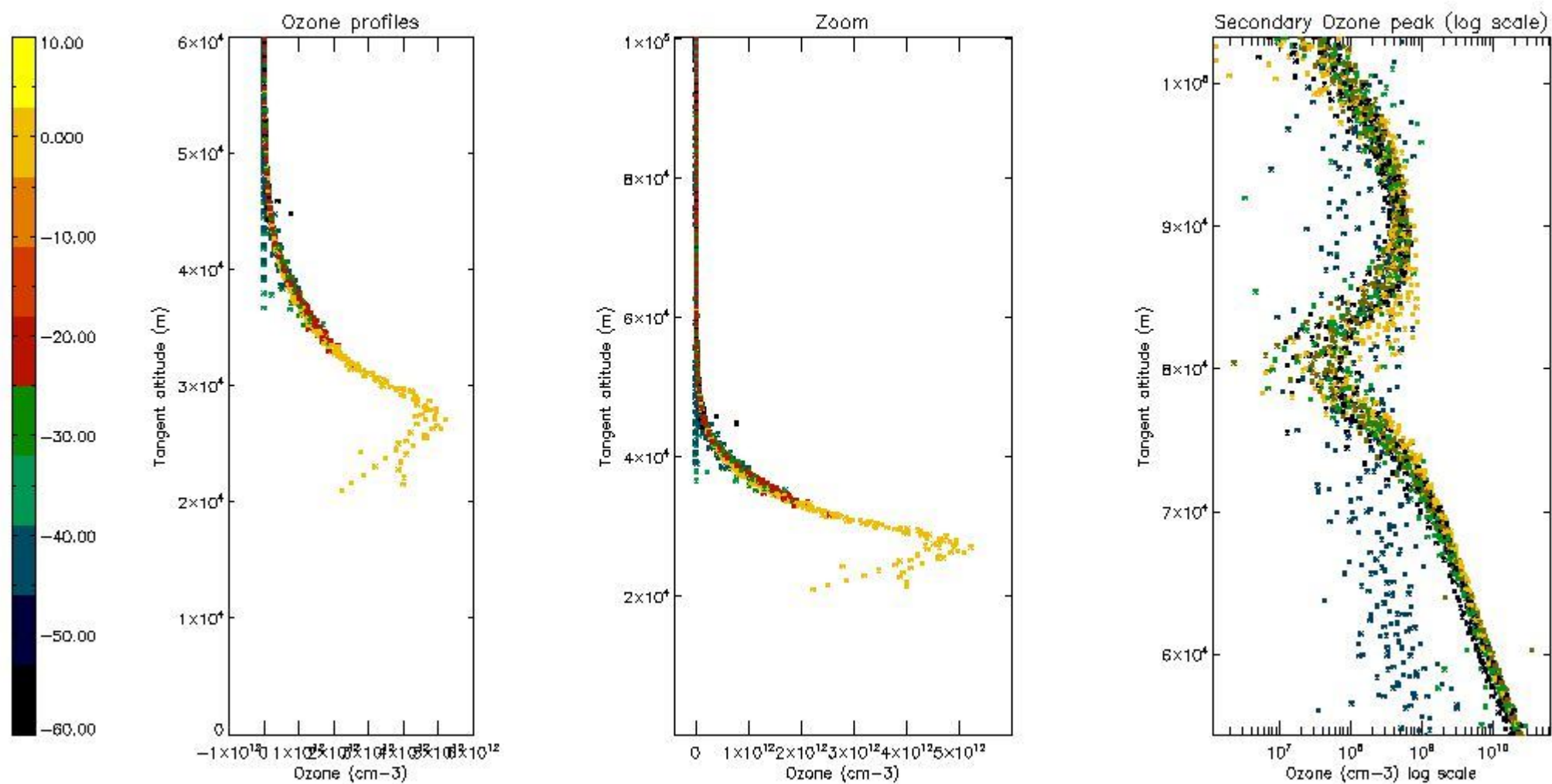
Criteria	% of total production
All STD	41
STD < 20	22



STD < 10	17
STD < 5	15

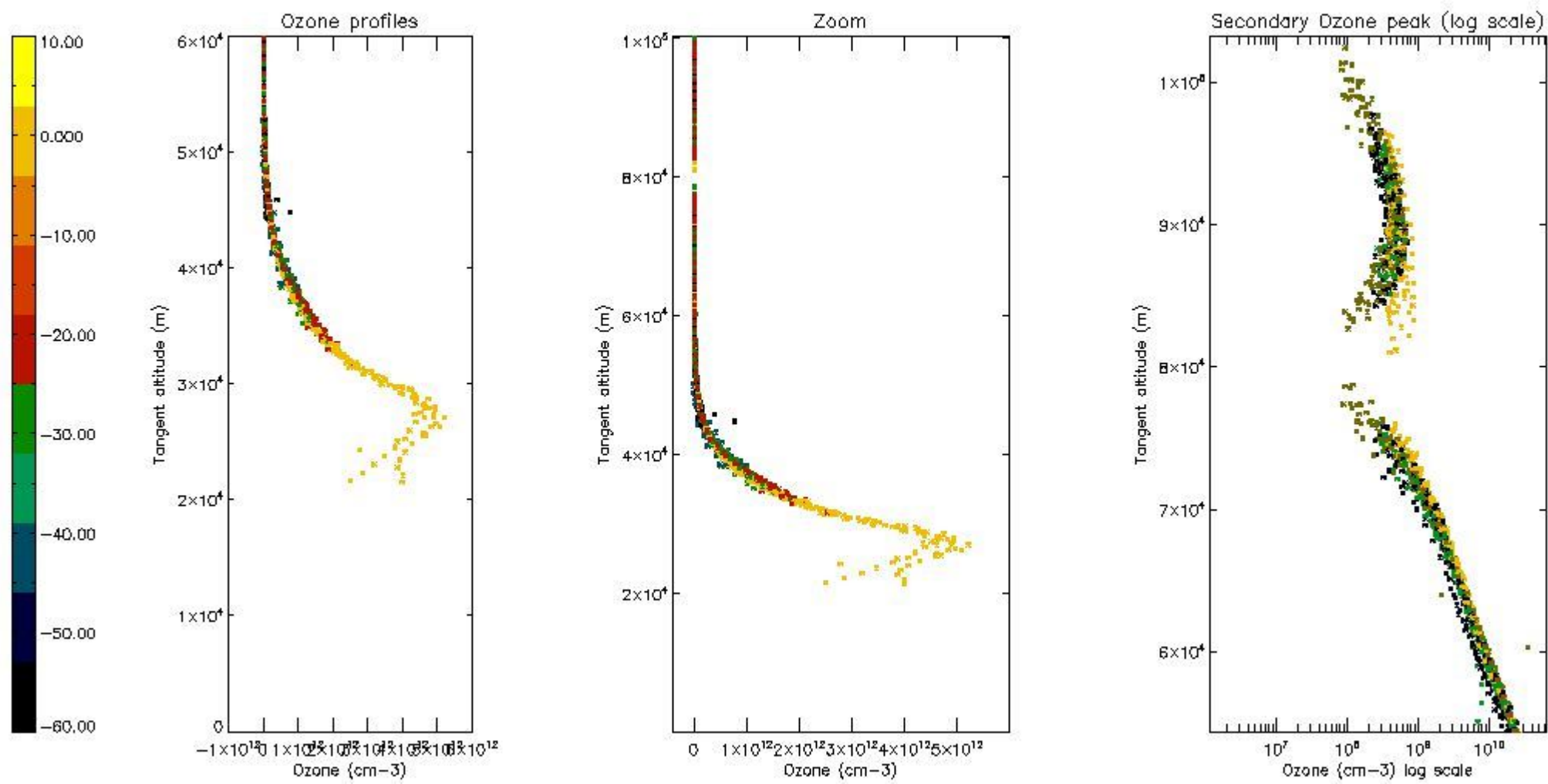
5.2 Plot ozone profiles for all STD (dark without errors)

The colorbar represents the latitude.



5.3 Plot ozone profiles where STD < 20% (dark without errors)

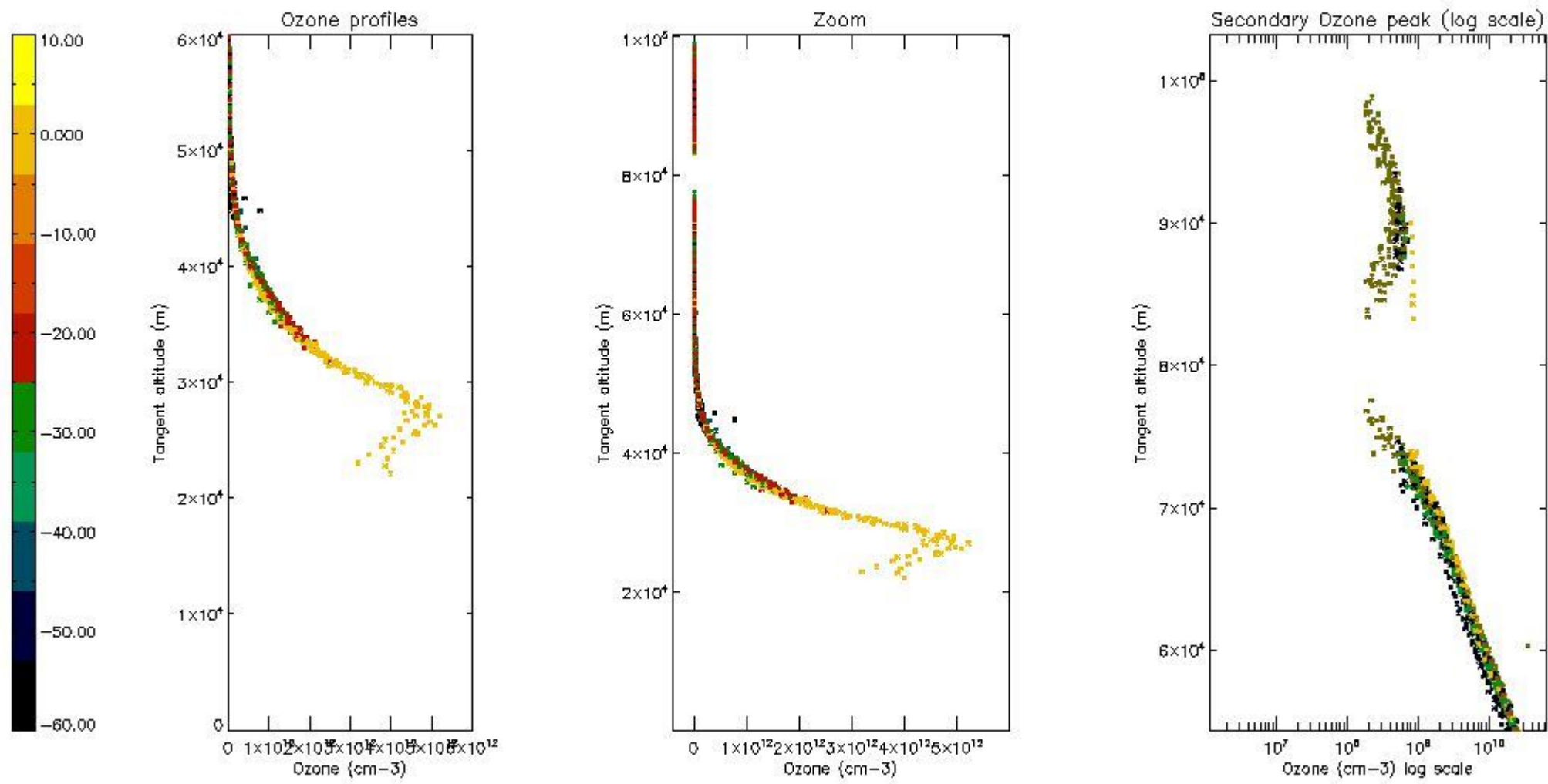
The colorbar represents the latitude.



*5.4 Plot ozone profiles where STD < 10% (dark without errors)*

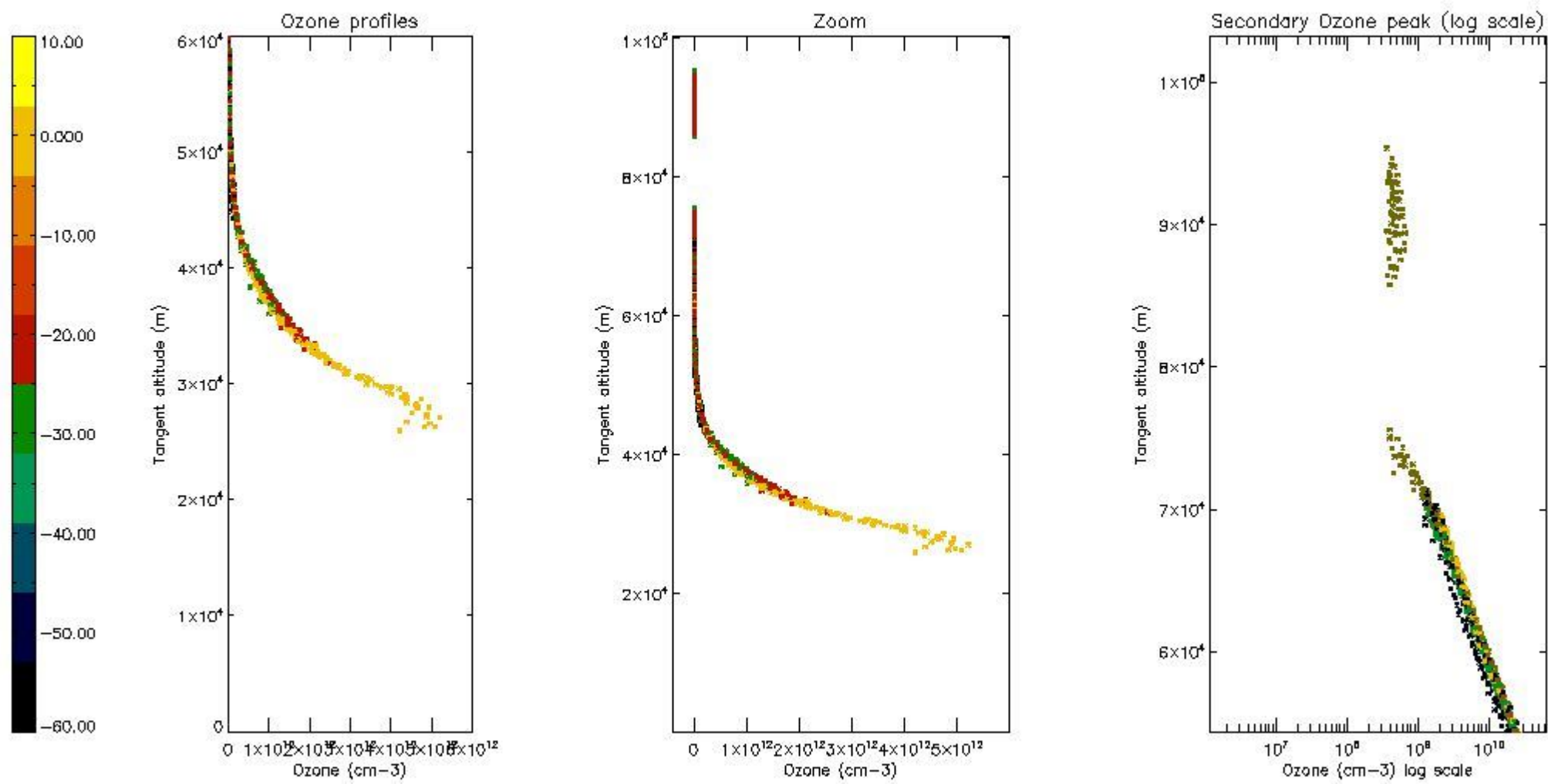
The colorbar represents the latitude.





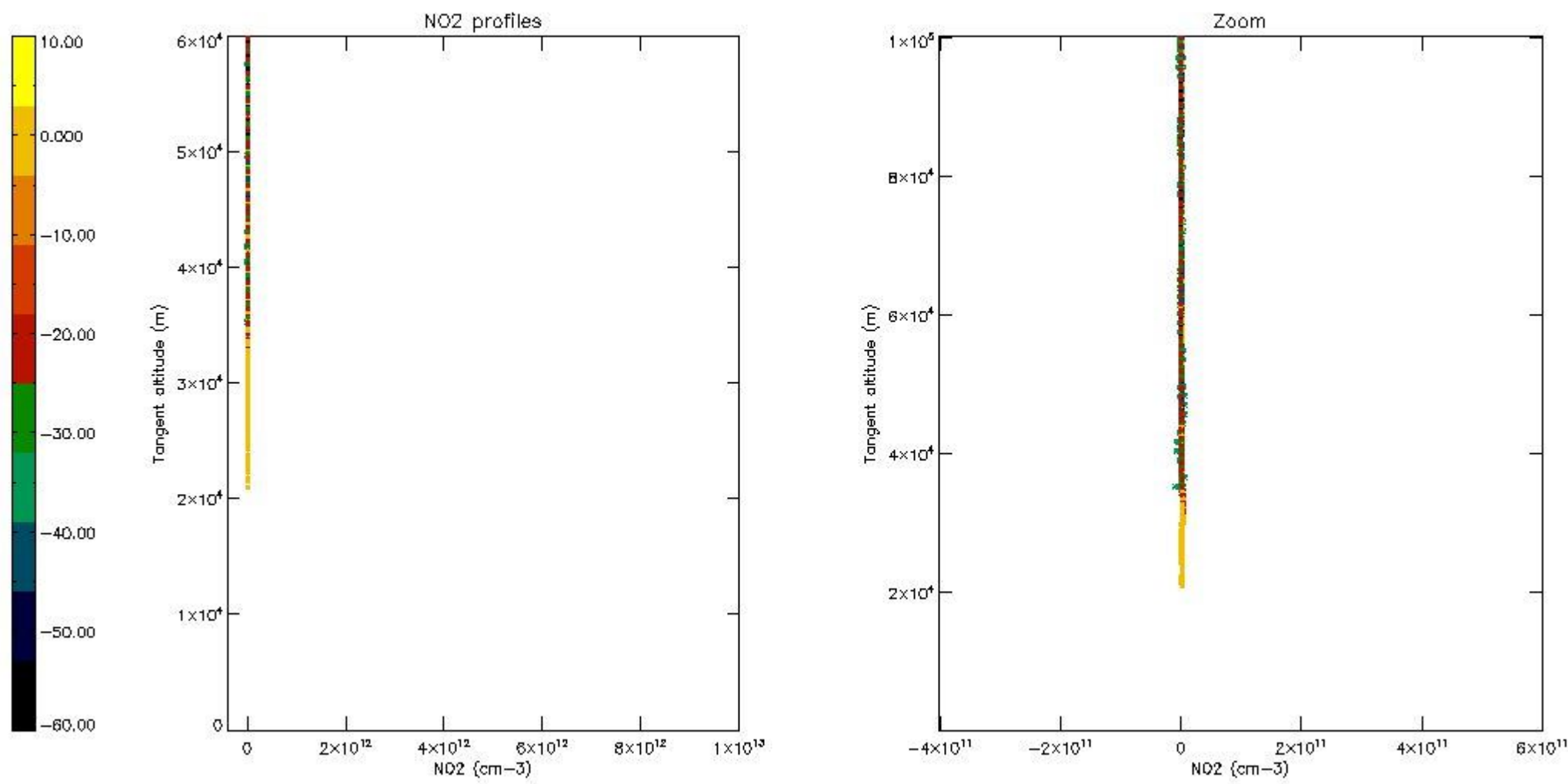
*5.5 Plot ozone profiles where STD < 5% (dark without errors)*

The colorbar represents the latitude.



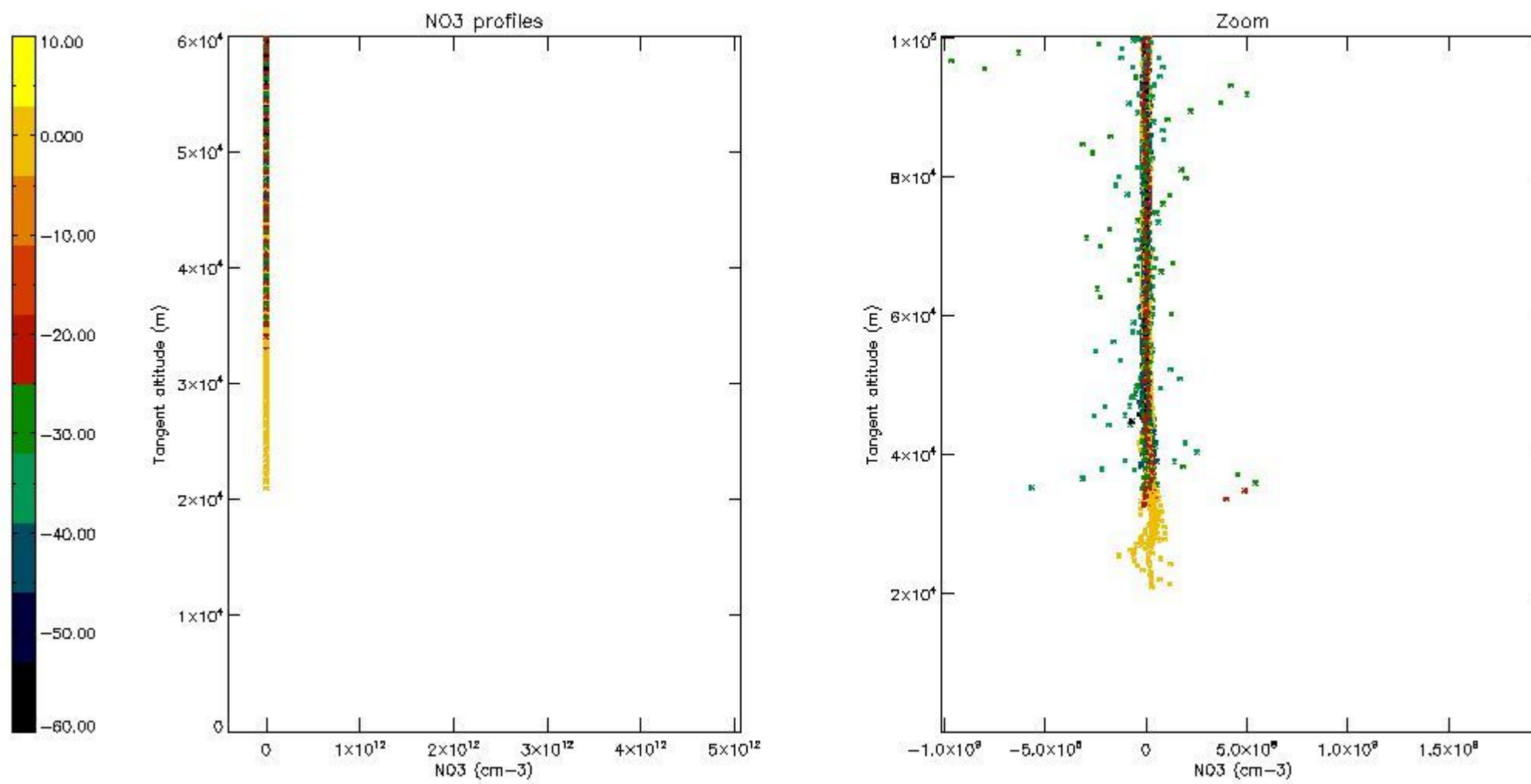
*5.6 Plot NO<sub>2</sub> profiles for all STD (dark without errors)*

The colorbar represents the latitude.



*5.7 Plot NO3 profiles for all STD (dark without errors)*

The colorbar represents the latitude.



## 6. Auxiliary Data Files used for the production reported in section 2

The number reported in the third column indicates since which file (see list in section 2) the corresponding auxiliary file has been used. The fourth column is the date of those product files.

Type	Auxiliary Filename	Used since product	Used since product date
INST_PHYS_CHARACTERISTICS	GOM_INS_AXVIEC20091111_143220_20030716_120000_20500101_000000	1	27-SEP-2009 00:17:42
LEVEL-2_PROC_CONFIG	GOM_PR2_AXVIEC20091111_152718_20020301_000000_20500101_000000	1	27-SEP-2009 00:17:42
CROSS_SECTIONS_FILE	GOM_CRS_AXVIEC20091111_154832_20020301_000000_20500101_000000	1	27-SEP-2009 00:17:42



# GOMOS Level 2 Daily Report

## SUMMARY

### [1. General Info](#)

### [2. Summary of processed GOM\\_NL\\_2P products](#)

### [3. Level 2 Quality information per product](#)

#### [3.1 Plot of level 2 quality information per product \(time dependant\)](#)

#### [3.2 Plot of level 2 quality information per product \(world map\)](#)

### [4. Level 1 Quality information per product \(stored on level 2 products\)](#)

#### [4.1 Plot of level 1 quality information per product \(time dependant\)](#)

##### [4.1.1 Plot of level 1 quality information per product \(time dependant\): ASCENDING](#)

##### [4.1.2 Plot of level 1 quality information per product \(time dependant\): DESCENDING](#)

#### [4.2 Plot of level 1 quality information per product \(world map\)](#)

##### [4.2.1 Plot of level 1 quality information per product \(world map\): ASCENDING](#)

##### [4.2.2 Plot of level 1 quality information per product \(world map\): DESCENDING](#)

### [5. Ozone profiles based on quality statistics and other trace gas profiles](#)

#### [5.1 Ozone statistics based on quality of products](#)

#### [5.2 Plot ozone profiles for all STD \(dark without errors\)](#)

#### [5.3 Plot ozone profiles where STD < 20% \(dark without errors\)](#)

#### [5.4. Plot ozone profiles where STD < 10% \(dark without errors\)](#)

#### [5.5. Plot ozone profiles where STD < 5% \(dark without errors\)](#)

#### [5.6 Plot NO2 profiles for all STD \(dark without errors\)](#)

#### [5.7 Plot NO3 profiles for all STD \(dark without errors\)](#)

#### [5.8 Plot H2O profiles \(only for occultations of stars 1,2,3,4,13,14,16,26,63 dark without errors\) for all STD](#)

### [6. Auxiliary Data Files used for the production reported in section 2](#)

This report presents the daily analysis on parameters extracted from GOMOS level 2 data (GOM\_NL\_\_2P). It is intended to monitor some important parameters that will impact the quality of these products. A list of level 2 products (and content) that have arrived during the reporting day to the PCF is also given.

Item	Value
Time of report generation	26APR2013 12:58:16
Data source version	GOMOS/6.01
Start time of products	27-09-2009 (27SEP2009 00:00:00)
Stop time of products	28-09-2009 (28SEP2009 00:00:00)
Store outputs in DB	Yes
Nb of level 2 prods	168
Nb of prods with errors	0

## 2. Summary of processed GOM\_NL\_\_2P products.

Nr	Filename	UTC Start time	Limb	Duration	Star Id	Star Name	Star Mag	Star Temp	Nb Meas	Orbit	Prod. error
1	GOM_NL__2PRFIN20090927_001742_000000352082_00474_39606_9484.N1	27-SEP-2009 00:17:42	Twilight	35.000	24	66Alp Gem	1.5800	10200.	70	39606	No
2	GOM_NL__2PRFIN20090927_002748_000000392082_00474_39606_9485.N1	27-SEP-2009 00:27:48	Dark	39.000	8	10Alp CMi	0.40000	6500.0	78	39606	No
3	GOM_NL__2PRFIN20090927_003824_000000382082_00474_39606_9486.N1	27-SEP-2009 00:38:24	Dark	38.000	88	31Eta CMa	2.4480	20000.	76	39606	No
4	GOM_NL__2PRFIN20090927_003957_000000422082_00474_39606_9487.N1	27-SEP-2009 00:39:57	Dark	42.000	23	21Eps CMa	1.5020	26000.	84	39606	No
5	GOM_NL__2PRFIN20090927_004655_000000572082_00475_39607_9490.N1	27-SEP-2009 00:46:55	Dark	56.500	108	Alp Col	2.6520	15200.	113	39607	No
6	GOM_NL__2PRFIN20090927_005746_000000422082_00475_39607_9491.N1	27-SEP-2009 00:57:46	Straylight	42.000	157	The1Eri	2.9060	9300.0	84	39607	No
7	GOM_NL__2PRFIN20090927_010904_000000362082_00475_39607_9492.N1	27-SEP-2009 01:09:04	Straylight	35.500	52	16Bet Cet	2.0370	4500.0	71	39607	No
8	GOM_NL__2PRFIN20090927_011954_000000372082_00475_39607_9493.N1	27-SEP-2009 01:19:54	Bright	36.500	140	88Gam Peg	2.8340	26000.	73	39607	No
9	GOM_NL__2PRFIN20090927_012408_000000372082_00475_39607_9494.N1	27-SEP-2009 01:24:08	Bright	36.500	58	21Alp And	2.0730	11000.	73	39607	No
10	GOM_NL__2PRFIN20090927_012818_000000442082_00475_39607_9495.N1	27-SEP-2009 01:28:18	Bright	44.000	53	43Bet And	2.0480	3300.0	88	39607	No
11	GOM_NL__2PRFIN20090927_013241_000000342082_00475_39607_9496.N1	27-SEP-2009 01:32:41	Bright	33.500	74	11Bet Cas	2.2680	6600.0	67	39607	No
12	GOM_NL__2PRFIN20090927_013409_000000352082_00475_39607_9497.N1	27-SEP-2009 01:34:09	Bright	35.000	76	27Gam Cas	2.3000	30000.	70	39607	No
13	GOM_NL__2PRFIN20090927_015818_000000342082_00475_39607_9498.N1	27-SEP-2009 01:58:18	Twilight	34.000	24	66Alp Gem	1.5800	10200.	68	39607	No
14	GOM_NL__2PRFIN20090927_020825_000000392082_00475_39607_9499.N1	27-SEP-2009 02:08:25	Dark	39.000	8	10Alp CMi	0.40000	6500.0	78	39607	No
15	GOM_NL__2PRFIN20090927_021538_000000332082_00475_39607_9500.N1	27-SEP-2009 02:15:38	Dark	33.000	132	15Rho Pup	2.8030	6900.0	66	39607	No
16	GOM_NL__2PRFIN20090927_021901_000000382082_00475_39607_9501.N1	27-SEP-2009 02:19:01	Dark	37.500	88	31Eta CMa	2.4480	20000.	75	39607	No
17	GOM_NL__2PRFIN20090927_022034_000000422082_00475_39607_9502.N1	27-SEP-2009 02:20:34	Dark	41.500	23	21Eps CMa	1.5020	26000.	83	39607	No
18	GOM_NL__2PRFIN20090927_022733_000000542082_00476_39608_9507.N1	27-SEP-2009 02:27:33	Dark	53.500	108	Alp Col	2.6520	15200.	107	39608	No
19	GOM_NL__2PRFIN20090927_023822_000000422082_00476_39608_9508.N1	27-SEP-2009 02:38:22	Straylight	42.000	157	The1Eri	2.9060	9300.0	84	39608	No
20	GOM_NL__2PRFIN20090927_024940_000000362082_00476_39608_9509.N1	27-SEP-2009 02:49:40	Straylight	35.500	52	16Bet Cet	2.0370	4500.0	71	39608	No
21	GOM_NL__2PRFIN20090927_030029_000000372082_00476_39608_9510.N1	27-SEP-2009 03:00:29	Bright	36.500	140	88Gam Peg	2.8340	26000.	73	39608	No
22	GOM_NL__2PRFIN20090927_030443_000000372082_00476_39608_9511.N1	27-SEP-2009 03:04:43	Bright	36.500	58	21Alp And	2.0730	11000.	73	39608	No
23	GOM_NL__2PRFIN20090927_030853_000000452082_00476_39608_9512.N1	27-SEP-2009 03:08:53	Bright	44.500	53	43Bet And	2.0480	3300.0	89	39608	No
24	GOM_NL__2PRFIN20090927_031317_000000342082_00476_39608_9513.N1	27-SEP-2009 03:13:17	Bright	34.000	74	11Bet Cas	2.2680	6600.0	68	39608	No
25	GOM_NL__2PRFIN20090927_031445_000000352082_00476_39608_9514.N1	27-SEP-2009 03:14:45	Bright	35.000	76	27Gam Cas	2.3000	30000.	70	39608	No
26	GOM_NL__2PRFIN20090927_033854_000000352082_00476_39608_9515.N1	27-SEP-2009 03:38:54	Twilight	35.000	24	66Alp Gem	1.5800	10200.	70	39608	No
27	GOM_NL__2PRFIN20090927_034902_000000402082_00476_39608_9516.N1	27-SEP-2009 03:49:02	Dark	40.000	8	10Alp CMi	0.40000	6500.0	80	39608	No
28	GOM_NL__2PRFIN20090927_035938_000000392082_00476_39608_9517.N1	27-SEP-2009 03:59:38	Dark	38.500	88	31Eta CMa	2.4480	20000.	77	39608	No
29	GOM_NL__2PRFIN20090927_040111_000000422082_00476_39608_9518.N1	27-SEP-2009 04:01:11	Dark	42.000	23	21Eps CMa	1.5020	26000.	84	39608	No
30	GOM_NL__2PRFIN20090927_040811_000000512082_00477_39609_9520.N1	27-SEP-2009 04:08:11	Dark	50.500	108	Alp Col	2.6520	15200.	101	39609	No
31	GOM_NL__2PRFIN20090927_041859_000000422082_00477_39609_9521.N1	27-SEP-2009 04:18:59	Straylight	42.000	157	The1Eri	2.9060	9300.0	84	39609	No
32	GOM_NL__2PRFIN20090927_043016_000000362082_00477_39609_9522.N1	27-SEP-2009 04:30:16	Straylight	36.000	52	16Bet Cet	2.0370	4500.0	72	39609	No
33	GOM_NL__2PRFIN20090927_044105_000000372082_00477_39609_9523.N1	27-SEP-2009 04:41:05	Bright	36.500	140	88Gam Peg	2.8340	26000.	73	39609	No
34	GOM_NL__2PRFIN20090927_044519_000000362082_00477_39609_9524.N1	27-SEP-2009 04:45:19	Bright	36.000	58	21Alp And	2.0730	11000.	72	39609	No
35	GOM_NL__2PRFIN20090927_044928_000000462082_00477_39609_9525.N1	27-SEP-2009 04:49:28	Bright	46.000	53	43Bet And	2.0480	3300.0	92	39609	No
36	GOM_NL__2PRFIN20090927_045353_000000342082_00477_39609_9526.N1	27-SEP-2009 04:53:53	Bright	34.000	74	11Bet Cas	2.2680	6600.0	68	39609	No
37	GOM_NL__2PRFIN20090927_045520_000000352082_00477_39609_9527.N1	27-SEP-2009 04:55:20	Bright	34.500	76	27Gam Cas	2.3000	30000.	69	39609	No
38	GOM_NL__2PRFIN20090927_051931_000000352082_00477_39609_9528.N1	27-SEP-2009 05:19:31	Twilight	34.500	24	66Alp Gem	1.5800	10200.	69	39609	No
39	GOM_NL__2PRFIN20090927_052938_000000402082_00477_39609_9529.N1	27-SEP-2009 05:29:38	Dark	40.000	8	10Alp CMi	0.40000	6500.0	80	39609	No
40	GOM_NL__2PRFIN20090927_053651_000000342082_00477_39609_9530.N1	27-SEP-2009 05:36:51	Dark	33.500	132	15Rho Pup	2.8030	6900.0	67	39609	No
41	GOM_NL__2PRFIN20090927_054015_000000382082_00477_39609_9531.N1	27-SEP-2009 05:40:15	Dark	38.000	88	31Eta CMa	2.4480	20000.	76	39609	No
42	GOM_NL__2PRFIN20090927_054148_000000422082_00477_39609_9532.N1	27-SEP-2009 05:41:48	Dark	42.000	23	21Eps CMa	1.5020	26000.	84	39609	No

43	GOM_NL__2PRFIN20090927_054848_000000502082_00478_39610_9535.N1	27-SEP-2009 05:48:48	Dark	49.500	108	Alp Col	2.6520	15200.	99	39610	No
44	GOM_NL__2PRFIN20090927_055936_000000422082_00478_39610_9536.N1	27-SEP-2009 05:59:36	Straylight	41.500	157	The1Eri	2.9060	9300.0	83	39610	No
45	GOM_NL__2PRFIN20090927_061052_000000352082_00478_39610_9537.N1	27-SEP-2009 06:10:52	Straylight	35.000	52	16Bet Cet	2.0370	4500.0	70	39610	No
46	GOM_NL__2PRFIN20090927_062141_000000362082_00478_39610_9538.N1	27-SEP-2009 06:21:41	Bright	36.000	140	88Gam Peg	2.8340	26000.	72	39610	No
47	GOM_NL__2PRFIN20090927_062555_000000372082_00478_39610_9539.N1	27-SEP-2009 06:25:55	Bright	36.500	58	21Alp And	2.0730	11000.	73	39610	No
48	GOM_NL__2PRFIN20090927_063003_000000442082_00478_39610_9540.N1	27-SEP-2009 06:30:03	Bright	43.500	53	43Bet And	2.0480	3300.0	87	39610	No
49	GOM_NL__2PRFIN20090927_063428_000000342082_00478_39610_9541.N1	27-SEP-2009 06:34:28	Bright	33.500	74	11Bet Cas	2.2680	6600.0	67	39610	No
50	GOM_NL__2PRFIN20090927_063556_000000352082_00478_39610_9542.N1	27-SEP-2009 06:35:56	Bright	34.500	76	27Gam Cas	2.3000	30000.	69	39610	No
51	GOM_NL__2PRFIN20090927_070007_000000352082_00478_39610_9543.N1	27-SEP-2009 07:00:07	Tw_i_and_stray	34.500	24	66Alp Gem	1.5800	10200.	69	39610	No
52	GOM_NL__2PRFIN20090927_071015_000000402082_00478_39610_9544.N1	27-SEP-2009 07:10:15	Dark	39.500	8	10Alp CMi	0.40000	6500.0	79	39610	No
53	GOM_NL__2PRFIN20090927_071728_000000342082_00478_39610_9545.N1	27-SEP-2009 07:17:28	Dark	33.500	132	15Rho Pup	2.8030	6900.0	67	39610	No
54	GOM_NL__2PRFIN20090927_072052_000000382082_00478_39610_9546.N1	27-SEP-2009 07:20:52	Dark	38.000	88	31Eta CMa	2.4480	20000.	76	39610	No
55	GOM_NL__2PRFIN20090927_072225_000000422082_00478_39610_9547.N1	27-SEP-2009 07:22:25	Dark	42.000	23	21Eps CMa	1.5020	26000.	84	39610	No
56	GOM_NL__2PRFIN20090927_072925_000000502082_00479_39611_9549.N1	27-SEP-2009 07:29:25	Dark	50.000	108	Alp Col	2.6520	15200.	100	39611	No
57	GOM_NL__2PRFIN20090927_074013_000000422082_00479_39611_9550.N1	27-SEP-2009 07:40:13	Straylight	41.500	157	The1Eri	2.9060	9300.0	83	39611	No
58	GOM_NL__2PRFIN20090927_075128_000000352082_00479_39611_9551.N1	27-SEP-2009 07:51:28	Straylight	34.500	52	16Bet Cet	2.0370	4500.0	69	39611	No
59	GOM_NL__2PRFIN20090927_080216_000000372082_00479_39611_9552.N1	27-SEP-2009 08:02:16	Bright	36.500	140	88Gam Peg	2.8340	26000.	73	39611	No
60	GOM_NL__2PRFIN20090927_080630_000000372082_00479_39611_9553.N1	27-SEP-2009 08:06:30	Bright	36.500	58	21Alp And	2.0730	11000.	73	39611	No
61	GOM_NL__2PRFIN20090927_081038_000000442082_00479_39611_9554.N1	27-SEP-2009 08:10:38	Bright	43.500	53	43Bet And	2.0480	3300.0	87	39611	No
62	GOM_NL__2PRFIN20090927_081504_000000342082_00479_39611_9555.N1	27-SEP-2009 08:15:04	Bright	33.500	74	11Bet Cas	2.2680	6600.0	67	39611	No
63	GOM_NL__2PRFIN20090927_081632_000000352082_00479_39611_9556.N1	27-SEP-2009 08:16:32	Bright	34.500	76	27Gam Cas	2.3000	30000.	69	39611	No
64	GOM_NL__2PRFIN20090927_084043_000000352082_00479_39611_9557.N1	27-SEP-2009 08:40:43	Tw_i_and_stray	34.500	24	66Alp Gem	1.5800	10200.	69	39611	No
65	GOM_NL__2PRFIN20090927_085052_000000402082_00479_39611_9558.N1	27-SEP-2009 08:50:52	Dark	39.500	8	10Alp CMi	0.40000	6500.0	79	39611	No
66	GOM_NL__2PRFIN20090927_085804_000000342082_00479_39611_9559.N1	27-SEP-2009 08:58:04	Dark	33.500	132	15Rho Pup	2.8030	6900.0	67	39611	No
67	GOM_NL__2PRFIN20090927_090129_000000382082_00479_39611_9560.N1	27-SEP-2009 09:01:29	Dark	38.000	88	31Eta CMa	2.4480	20000.	76	39611	No
68	GOM_NL__2PRFIN20090927_090303_000000422082_00479_39611_9561.N1	27-SEP-2009 09:03:03	Dark	41.500	23	21Eps CMa	1.5020	26000.	83	39611	No
69	GOM_NL__2PRFIN20090927_091003_000000502082_00480_39612_9552.N1	27-SEP-2009 09:10:03	Dark	49.500	108	Alp Col	2.6520	15200.	99	39612	No
70	GOM_NL__2PRFIN20090927_092049_000000422082_00480_39612_9553.N1	27-SEP-2009 09:20:49	Straylight	41.500	157	The1Eri	2.9060	9300.0	83	39612	No
71	GOM_NL__2PRFIN20090927_093204_000000352082_00480_39612_9554.N1	27-SEP-2009 09:32:04	Straylight	35.000	52	16Bet Cet	2.0370	4500.0	70	39612	No
72	GOM_NL__2PRFIN20090927_094252_000000362082_00480_39612_9555.N1	27-SEP-2009 09:42:52	Bright	36.000	140	88Gam Peg	2.8340	26000.	72	39612	No
73	GOM_NL__2PRFIN20090927_094706_000000362082_00480_39612_9556.N1	27-SEP-2009 09:47:06	Bright	36.000	58	21Alp And	2.0730	11000.	72	39612	No
74	GOM_NL__2PRFIN20090927_095114_000000432082_00480_39612_9557.N1	27-SEP-2009 09:51:14	Bright	43.000	53	43Bet And	2.0480	3300.0	86	39612	No
75	GOM_NL__2PRFIN20090927_095539_000000342082_00480_39612_9558.N1	27-SEP-2009 09:55:39	Bright	33.500	74	11Bet Cas	2.2680	6600.0	67	39612	No
76	GOM_NL__2PRFIN20090927_095707_000000352082_00480_39612_9559.N1	27-SEP-2009 09:57:07	Bright	34.500	76	27Gam Cas	2.3000	30000.	69	39612	No
77	GOM_NL__2PRFIN20090927_102119_000000352082_00480_39612_9560.N1	27-SEP-2009 10:21:19	Tw_i_and_stray	34.500	24	66Alp Gem	1.5800	10200.	69	39612	No
78	GOM_NL__2PRFIN20090927_103841_000000342082_00480_39612_9561.N1	27-SEP-2009 10:38:41	Dark	33.500	132	15Rho Pup	2.8030	6900.0	67	39612	No
79	GOM_NL__2PRFIN20090927_104206_000000382082_00480_39612_9562.N1	27-SEP-2009 10:42:06	Dark	38.000	88	31Eta CMa	2.4480	20000.	76	39612	No
80	GOM_NL__2PRFIN20090927_104340_000000422082_00480_39612_9563.N1	27-SEP-2009 10:43:40	Dark	42.000	23	21Eps CMa	1.5020	26000.	84	39612	No
81	GOM_NL__2PRFIN20090927_105040_000000502082_00481_39613_9565.N1	27-SEP-2009 10:50:40	Dark	50.000	108	Alp Col	2.6520	15200.	100	39613	No
82	GOM_NL__2PRFIN20090927_110126_000000422082_00481_39613_9566.N1	27-SEP-2009 11:01:26	Straylight	41.500	157	The1Eri	2.9060	9300.0	83	39613	No
83	GOM_NL__2PRFIN20090927_111240_000000352082_00481_39613_9567.N1	27-SEP-2009 11:12:40	Straylight	34.500	52	16Bet Cet	2.0370	4500.0	69	39613	No
84	GOM_NL__2PRFIN20090927_112328_000000362082_00481_39613_9568.N1	27-SEP-2009 11:23:28	Bright	36.000	140	88Gam Peg	2.8340	26000.	72	39613	No
85	GOM_NL__2PRFIN20090927_112741_000000362082_00481_39613_9569.N1	27-SEP-2009 11:27:41	Bright	36.000	58	21Alp And	2.0730	11000.	72	39613	No
86	GOM_NL__2PRFIN20090927_113148_000000442082_00481_39613_9570.N1	27-SEP-2009 11:31:48	Bright	43.500	53	43Bet And	2.0480	3300.0	87	39613	No
87	GOM_NL__2PRFIN20090927_113615_000000342082_00481_39613_9571.N1	27-SEP-2009 11:36:15	Bright	33.500	74	11Bet Cas	2.2680	6600.0	67	39613	No
88	GOM_NL__2PRFIN20090927_113742_000000352082_00481_39613_9572.N1	27-SEP-2009 11:37:42	Bright	34.500	76	27Gam Cas	2.3000	30000.	69	39613	No
89	GOM_NL__2PRFIN20090927_120155_000000342082_00481_39613_9573.N1	27-SEP-2009 12:01:55	Tw_i_and_stray	34.000	24	66Alp Gem	1.5800	10200.	68	39613	No
90	GOM_NL__2PRFIN20090927_121917_000000342082_00481_39613_9574.N1	27-SEP-2009 12:19:17	Dark	33.500	132	15Rho Pup	2.8030	6900.0	67	39613	No
91	GOM_NL__2PRFIN20090927_122242_000000382082_00481_39613_9575.N1	27-SEP-2009 12:22:42	Dark	38.000	88	31Eta CMa	2.4480	20000.	76	39613	No
92	GOM_NL__2PRFIN20090927_122417_000000422082_00481_39613_9576.N1	27-SEP-2009 12:24:17	Dark	42.000	23	21Eps CMa	1.5020	26000.	84	39613	No
93	GOM_NL__2PRFIN20090927_123117_000000572082_00482_39614_9581.N1	27-SEP-2009 12:31:17	Dark	56.500	108	Alp Col	2.6520	15200.	113	39614	No
94	GOM_NL__2PRFIN20090927_124203_000000432082_00482_39614_9582.N1	27-SEP-2009 12:42:03	Straylight	42.500	157	The1Eri	2.9060	9300.0	85	39614	No
95	GOM_NL__2PRFIN20090927_125316_000000362082_00482_39614_9583.N1	27-SEP-2009 12:53:16	Straylight	35.500	52	16Bet Cet	2.0370	4500.0	71	39614	No
96	GOM_NL__2PRFIN20090927_130404_000000102082_00482_39614_9584.N1	27-SEP-2009 13:04:04	Straylight	9.5000	140	88Gam Peg	2.8340	26000.	19	39614	No
97	GOM_NL__2PRFIN20090927_130817_000000362082_00482_39614_9585.N1	27-SEP-2009 13:08:17	Bright	36.000	58	21Alp And	2.0730	11000.	72	39614	No
98	GOM_NL__2PRFIN20090927_131224_000000462082_00482_39614_9586.N1	27-SEP-2009 13:12:24	Bright	46.000	53	43Bet And	2.0480	3300.0	92	39614	No
99	GOM_NL__2PRFIN20090927_131650_000000342082_00482_39614_9587.N1	27-SEP-2009 13:16:50	Bright	34.000	74	11Bet Cas	2.2680	6600.0	68	39614	No
100	GOM_NL__2PRFIN20090927_131818_000000352082_00482_39614_9588.N1	27-SEP-2009 13:18:18	Bright	35.000	76	27Gam Cas	2.3000	30000.	70	39614	No
101	GOM_NL__2PRFIN20090927_134231_000000362082_00482_39614_9589.N1	27-SEP-2009 13:42:31	Tw_i_and_stray	35.500	24	66Alp Gem	1.5800	10200.	71	39614	No

102	GOM_NL__2PRFIN20090927_135954_000000342082_00482_39614_9590.N1	27-SEP-2009 13:59:54	Dark	34.000	132	15Rho Pup	2.8030	6900.0	68	39614	No
103	GOM_NL__2PRFIN20090927_140319_000000392082_00482_39614_9591.N1	27-SEP-2009 14:03:19	Dark	38.500	88	31Eta CMa	2.4480	20000.	77	39614	No
104	GOM_NL__2PRFIN20090927_140454_000000432082_00482_39614_9592.N1	27-SEP-2009 14:04:54	Dark	42.500	23	21Eps CMa	1.5020	26000.	85	39614	No
105	GOM_NL__2PRFIN20090927_141154_000000532082_00483_39615_9595.N1	27-SEP-2009 14:11:54	Dark	52.500	108	Alp Col	2.6520	15200.	105	39615	No
106	GOM_NL__2PRFIN20090927_142240_000000422082_00483_39615_9596.N1	27-SEP-2009 14:22:40	Straylight	41.500	157	The1Eri	2.9060	9300.0	83	39615	No
107	GOM_NL__2PRFIN20090927_143352_000000362082_00483_39615_9597.N1	27-SEP-2009 14:33:52	Straylight	36.000	52	16Bet Cet	2.0370	4500.0	72	39615	No
108	GOM_NL__2PRFIN20090927_144439_000000362082_00483_39615_9598.N1	27-SEP-2009 14:44:39	Bright	36.000	140	88Gam Peg	2.8340	26000.	72	39615	No
109	GOM_NL__2PRFIN20090927_144852_000000372082_00483_39615_9599.N1	27-SEP-2009 14:48:52	Bright	36.500	58	21Alp And	2.0730	11000.	73	39615	No
110	GOM_NL__2PRFIN20090927_145259_000000442082_00483_39615_9600.N1	27-SEP-2009 14:52:59	Bright	44.000	53	43Bet And	2.0480	3300.0	88	39615	No
111	GOM_NL__2PRFIN20090927_145726_000000342082_00483_39615_9601.N1	27-SEP-2009 14:57:26	Bright	33.500	74	11Bet Cas	2.2680	6600.0	67	39615	No
112	GOM_NL__2PRFIN20090927_145853_000000362082_00483_39615_9602.N1	27-SEP-2009 14:58:53	Bright	35.500	76	27Gam Cas	2.3000	30000.	71	39615	No
113	GOM_NL__2PRFIN20090927_152307_000000352082_00483_39615_9603.N1	27-SEP-2009 15:23:07	Tw_i_and_stray	35.000	24	66Alp Gem	1.5800	10200.	70	39615	No
114	GOM_NL__2PRFIN20090927_154031_000000342082_00483_39615_9604.N1	27-SEP-2009 15:40:31	Dark	33.500	132	15Rho Pup	2.8030	6900.0	67	39615	No
115	GOM_NL__2PRFIN20090927_154357_000000392082_00483_39615_9605.N1	27-SEP-2009 15:43:57	Dark	38.500	88	31Eta CMa	2.4480	20000.	77	39615	No
116	GOM_NL__2PRFIN20090927_154531_000000432082_00483_39615_9606.N1	27-SEP-2009 15:45:31	Dark	43.000	23	21Eps CMa	1.5020	26000.	86	39615	No
117	GOM_NL__2PRFIN20090927_155232_000000522082_00484_39616_9640.N1	27-SEP-2009 15:52:32	Dark	52.000	108	Alp Col	2.6520	15200.	104	39616	No
118	GOM_NL__2PRFIN20090927_160316_000000422082_00484_39616_9641.N1	27-SEP-2009 16:03:16	Straylight	42.000	157	The1Eri	2.9060	9300.0	84	39616	No
119	GOM_NL__2PRFIN20090927_161428_000000352082_00484_39616_9642.N1	27-SEP-2009 16:14:28	Straylight	35.000	52	16Bet Cet	2.0370	4500.0	70	39616	No
120	GOM_NL__2PRFIN20090927_162514_000000362082_00484_39616_9643.N1	27-SEP-2009 16:25:14	Bright	35.500	140	88Gam Peg	2.8340	26000.	71	39616	No
121	GOM_NL__2PRFIN20090927_162928_000000362082_00484_39616_9644.N1	27-SEP-2009 16:29:28	Bright	35.500	58	21Alp And	2.0730	11000.	71	39616	No
122	GOM_NL__2PRFIN20090927_163334_000000432082_00484_39616_9645.N1	27-SEP-2009 16:33:34	Bright	42.500	53	43Bet And	2.0480	3300.0	85	39616	No
123	GOM_NL__2PRFIN20090927_163802_000000332082_00484_39616_9646.N1	27-SEP-2009 16:38:02	Bright	33.000	74	11Bet Cas	2.2680	6600.0	66	39616	No
124	GOM_NL__2PRFIN20090927_163929_000000342082_00484_39616_9647.N1	27-SEP-2009 16:39:29	Bright	34.000	76	27Gam Cas	2.3000	30000.	68	39616	No
125	GOM_NL__2PRFIN20090927_170343_000000342082_00484_39616_9648.N1	27-SEP-2009 17:03:43	Tw_i_and_stray	34.000	24	66Alp Gem	1.5800	10200.	68	39616	No
126	GOM_NL__2PRFIN20090927_171356_000000402082_00484_39616_9649.N1	27-SEP-2009 17:13:56	Dark	39.500	8	10Alp CMi	0.40000	6500.0	79	39616	No
127	GOM_NL__2PRFIN20090927_172107_000000342082_00484_39616_9650.N1	27-SEP-2009 17:21:07	Dark	33.500	132	15Rho Pup	2.8030	6900.0	67	39616	No
128	GOM_NL__2PRFIN20090927_172433_000000382082_00484_39616_9651.N1	27-SEP-2009 17:24:33	Dark	37.500	88	31Eta CMa	2.4480	20000.	75	39616	No
129	GOM_NL__2PRFIN20090927_172608_000000422082_00484_39616_9652.N1	27-SEP-2009 17:26:08	Dark	42.000	23	21Eps CMa	1.5020	26000.	84	39616	No
130	GOM_NL__2PRFIN20090927_173309_000000532082_00485_39617_9654.N1	27-SEP-2009 17:33:09	Dark	52.500	108	Alp Col	2.6520	15200.	105	39617	No
131	GOM_NL__2PRFIN20090927_174353_000000422082_00485_39617_9655.N1	27-SEP-2009 17:43:53	Straylight	41.500	157	The1Eri	2.9060	9300.0	83	39617	No
132	GOM_NL__2PRFIN20090927_175505_000000362082_00485_39617_9656.N1	27-SEP-2009 17:55:05	Straylight	35.500	52	16Bet Cet	2.0370	4500.0	71	39617	No
133	GOM_NL__2PRFIN20090927_180551_000000362082_00485_39617_9657.N1	27-SEP-2009 18:05:51	Bright	36.000	140	88Gam Peg	2.8340	26000.	72	39617	No
134	GOM_NL__2PRFIN20090927_181003_000000322082_00485_39617_9658.N1	27-SEP-2009 18:10:03	Bright	31.500	58	21Alp And	2.0730	11000.	63	39617	No
135	GOM_NL__2PRFIN20090927_181409_000000382082_00485_39617_9659.N1	27-SEP-2009 18:14:09	Bright	37.500	53	43Bet And	2.0480	3300.0	75	39617	No
136	GOM_NL__2PRFIN20090927_181837_000000032082_00485_39617_9660.N1	27-SEP-2009 18:18:37	Straylight	3.0000	74	11Bet Cas	2.2680	6600.0	6	39617	No
137	GOM_NL__2PRFIN20090927_182004_000000032082_00485_39617_9661.N1	27-SEP-2009 18:20:04	Straylight	2.5000	76	27Gam Cas	2.3000	30000.	5	39617	No
138	GOM_NL__2PRFIN20090927_184419_000000292082_00485_39617_9662.N1	27-SEP-2009 18:44:19	Tw_i_and_stray	28.500	24	66Alp Gem	1.5800	10200.	57	39617	No
139	GOM_NL__2PRFIN20090927_185433_000000412082_00485_39617_9663.N1	27-SEP-2009 18:54:33	Dark	40.500	8	10Alp CMi	0.40000	6500.0	81	39617	No
140	GOM_NL__2PRFIN20090927_190146_000000332082_00485_39617_9664.N1	27-SEP-2009 19:01:46	Dark	32.500	132	15Rho Pup	2.8030	6900.0	65	39617	No
141	GOM_NL__2PRFIN20090927_190510_000000382082_00485_39617_9665.N1	27-SEP-2009 19:05:10	Dark	38.000	88	31Eta CMa	2.4480	20000.	76	39617	No
142	GOM_NL__2PRFIN20090927_190645_000000432082_00485_39617_9666.N1	27-SEP-2009 19:06:45	Dark	42.500	23	21Eps CMa	1.5020	26000.	85	39617	No
143	GOM_NL__2PRFIN20090927_191347_000000552082_00486_39618_9668.N1	27-SEP-2009 19:13:47	Dark	54.500	108	Alp Col	2.6520	15200.	109	39618	No
144	GOM_NL__2PRFIN20090927_192430_000000412082_00486_39618_9669.N1	27-SEP-2009 19:24:30	Straylight	41.000	157	The1Eri	2.9060	9300.0	82	39618	No
145	GOM_NL__2PRFIN20090927_193541_000000362082_00486_39618_9670.N1	27-SEP-2009 19:35:41	Straylight	35.500	52	16Bet Cet	2.0370	4500.0	71	39618	No
146	GOM_NL__2PRFIN20090927_194627_000000112082_00486_39618_9671.N1	27-SEP-2009 19:46:27	Straylight	11.000	140	88Gam Peg	2.8340	26000.	22	39618	No
147	GOM_NL__2PRFIN20090927_195039_000000362082_00486_39618_9672.N1	27-SEP-2009 19:50:39	Bright	36.000	58	21Alp And	2.0730	11000.	72	39618	No
148	GOM_NL__2PRFIN20090927_195444_000000442082_00486_39618_9673.N1	27-SEP-2009 19:54:44	Bright	43.500	53	43Bet And	2.0480	3300.0	87	39618	No
149	GOM_NL__2PRFIN20090927_195914_000000332082_00486_39618_9674.N1	27-SEP-2009 19:59:14	Bright	32.500	74	11Bet Cas	2.2680	6600.0	65	39618	No
150	GOM_NL__2PRFIN20090927_200041_000000262082_00486_39618_9675.N1	27-SEP-2009 20:00:41	Tw_i_and_stray	26.000	76	27Gam Cas	2.3000	30000.	52	39618	No
151	GOM_NL__2PRFIN20090927_202456_000000352082_00486_39618_9676.N1	27-SEP-2009 20:24:56	Tw_i_and_stray	34.500	24	66Alp Gem	1.5800	10200.	69	39618	No
152	GOM_NL__2PRFIN20090927_203510_000000412082_00486_39618_9677.N1	27-SEP-2009 20:35:10	Dark	40.500	8	10Alp CMi	0.40000	6500.0	81	39618	No
153	GOM_NL__2PRFIN20090927_204221_000000342082_00486_39618_9678.N1	27-SEP-2009 20:42:21	Dark	34.000	132	15Rho Pup	2.8030	6900.0	68	39618	No
154	GOM_NL__2PRFIN20090927_204547_000000382082_00486_39618_9679.N1	27-SEP-2009 20:45:47	Dark	37.500	88	31Eta CMa	2.4480	20000.	75	39618	No
155	GOM_NL__2PRFIN20090927_204722_000000422082_00486_39618_9680.N1	27-SEP-2009 20:47:22	Dark	41.500	23	21Eps CMa	1.5020	26000.	83	39618	No
156	GOM_NL__2PRFIN20090927_205424_000000532082_00487_39619_9682.N1	27-SEP-2009 20:54:24	Dark	52.500	108	Alp Col	2.6520	15200.	105	39619	No
157	GOM_NL__2PRFIN20090927_210506_000000412082_00487_39619_9683.N1	27-SEP-2009 21:05:06	Straylight	41.000	157	The1Eri	2.9060	9300.0	82	39619	No
158	GOM_NL__2PRFIN20090927_211616_000000362082_00487_39619_9684.N1	27-SEP-2009 21:16:16	Straylight	35.500	52	16Bet Cet	2.0370	4500.0	71	39619	No
159	GOM_NL__2PRFIN20090927_212702_000000362082_00487_39619_9685.N1	27-SEP-2009 21:27:02	Bright	36.000	140	88Gam Peg	2.8340	26000.	72	39619	No
160	GOM_NL__2PRFIN20090927_213115_000000362082_00487_39619_9686.N1	27-SEP-2009 21:31:15	Bright	36.000	58	21Alp And	2.0730	11000.	72	39619	No

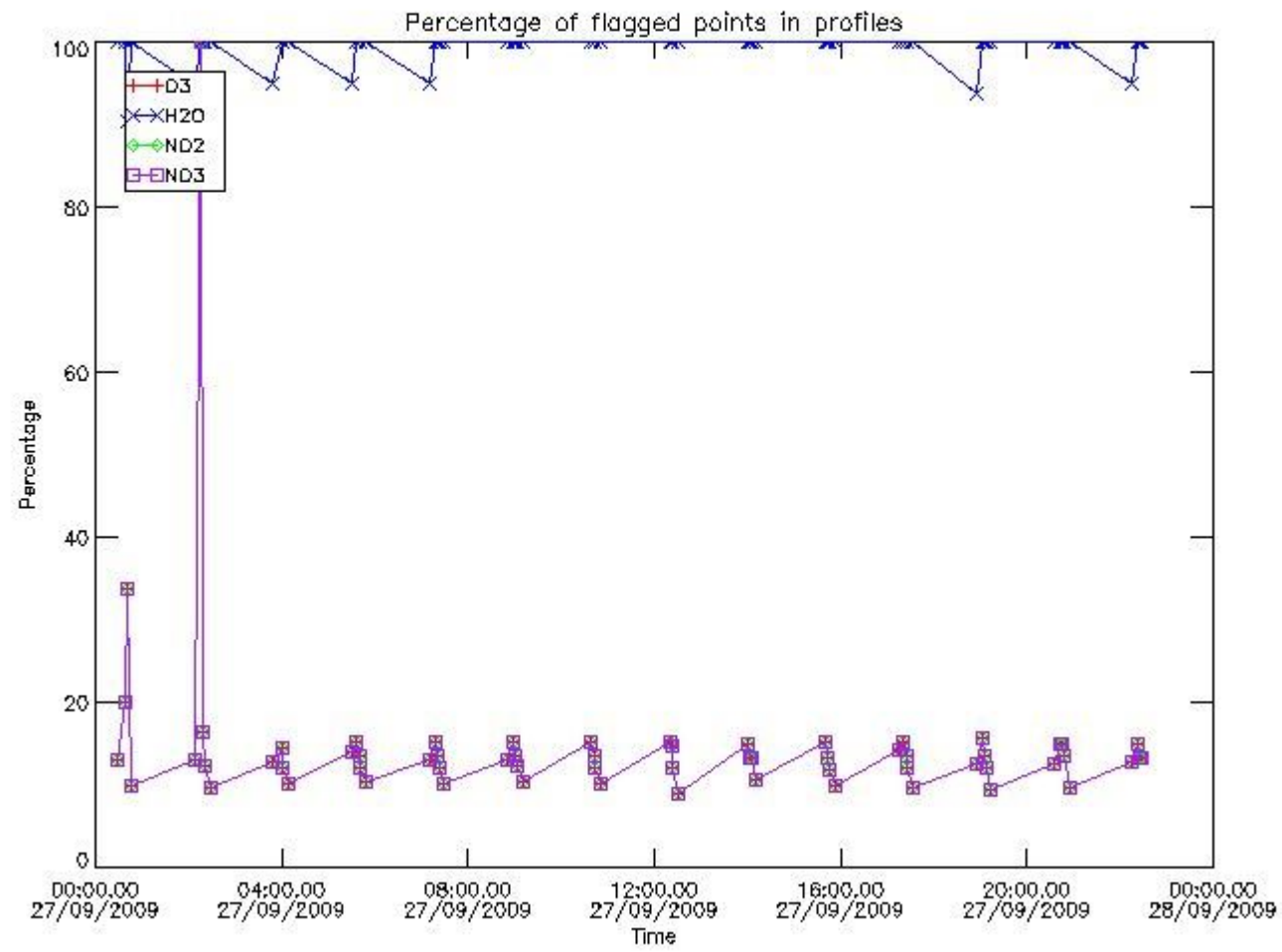


161	GOM_NL__2PRFIN20090927_213519_000000442082_00487_39619_9687.N1	27-SEP-2009 21:35:19	Bright	43.500	53	43Bet And	2.0480	3300.0	87	39619	No
162	GOM_NL__2PRFIN20090927_213949_000000342082_00487_39619_9688.N1	27-SEP-2009 21:39:49	Bright	33.500	74	11Bet Cas	2.2680	6600.0	67	39619	No
163	GOM_NL__2PRFIN20090927_214115_000000352082_00487_39619_9689.N1	27-SEP-2009 21:41:15	Bright	34.500	76	27Gam Cas	2.3000	30000.	69	39619	No
164	GOM_NL__2PRFIN20090927_220531_000000352082_00487_39619_9690.N1	27-SEP-2009 22:05:31	Twilight_stray	35.000	24	66Alp Gem	1.5800	10200.	70	39619	No
165	GOM_NL__2PRFIN20090927_221546_000000402082_00487_39619_9691.N1	27-SEP-2009 22:15:46	Dark	39.500	8	10Alp CMi	0.40000	6500.0	79	39619	No
166	GOM_NL__2PRFIN20090927_222257_000000342082_00487_39619_9692.N1	27-SEP-2009 22:22:57	Dark	34.000	132	15Rho Pup	2.8030	6900.0	68	39619	No
167	GOM_NL__2PRFIN20090927_222624_000000392082_00487_39619_9693.N1	27-SEP-2009 22:26:24	Dark	38.500	88	31Eta CMa	2.4480	20000.	77	39619	No
168	GOM_NL__2PRFIN20090927_222759_000000422082_00487_39619_9694.N1	27-SEP-2009 22:27:59	Dark	41.500	23	21Eps CMa	1.5020	26000.	83	39619	No

### 3. Quality information per product

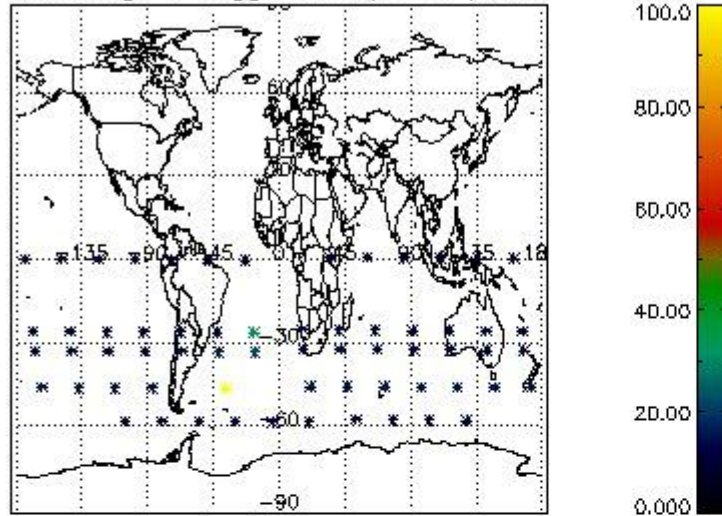
In this section it is plotted some information contained in the Quality Summary data set of the level 2 products. Only products in dark limb conditions and without errors (error flag in the MPH set to "0") are used.

#### 3.1 Plot quality information per product (time dependant)

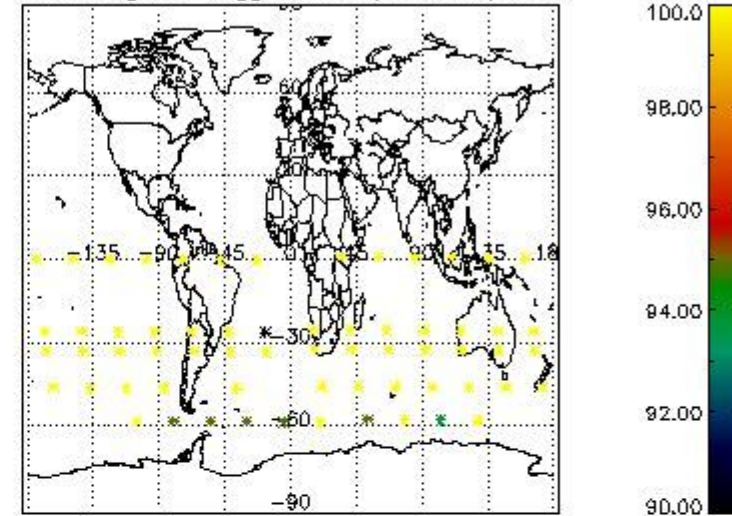


#### 3.2 Plot quality information per product (world map)

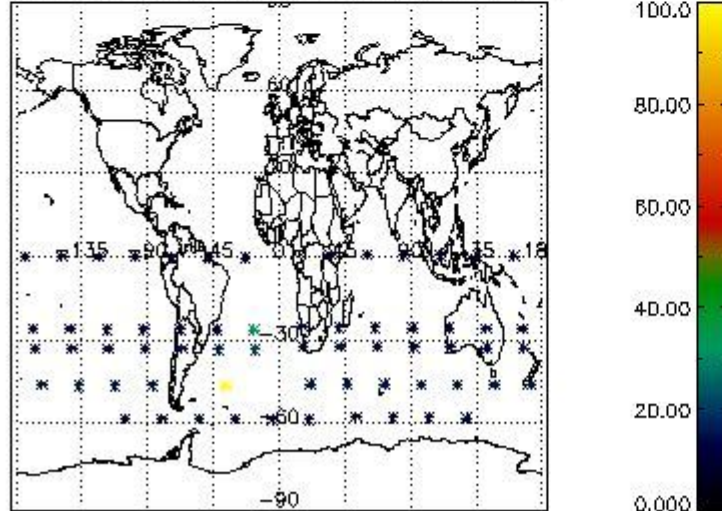
Percentage of flagged data per O3 profile



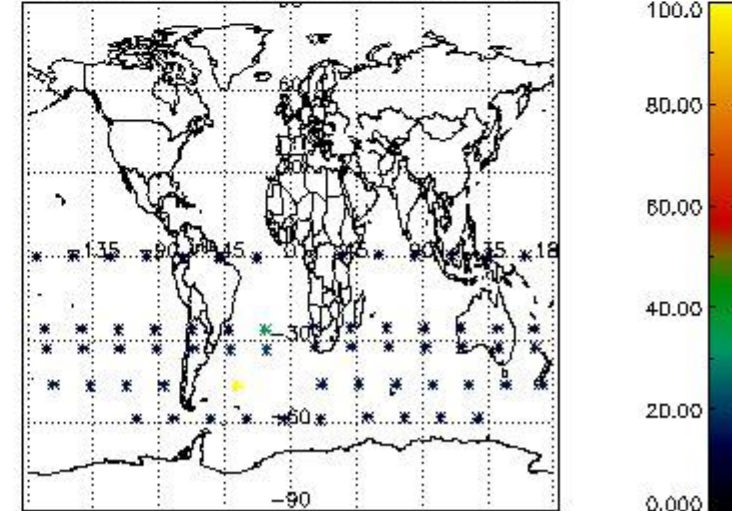
Percentage of flagged data per H2O profile



Percentage of flagged data per NO2 profile



Percentage of flagged data per NO3 profile

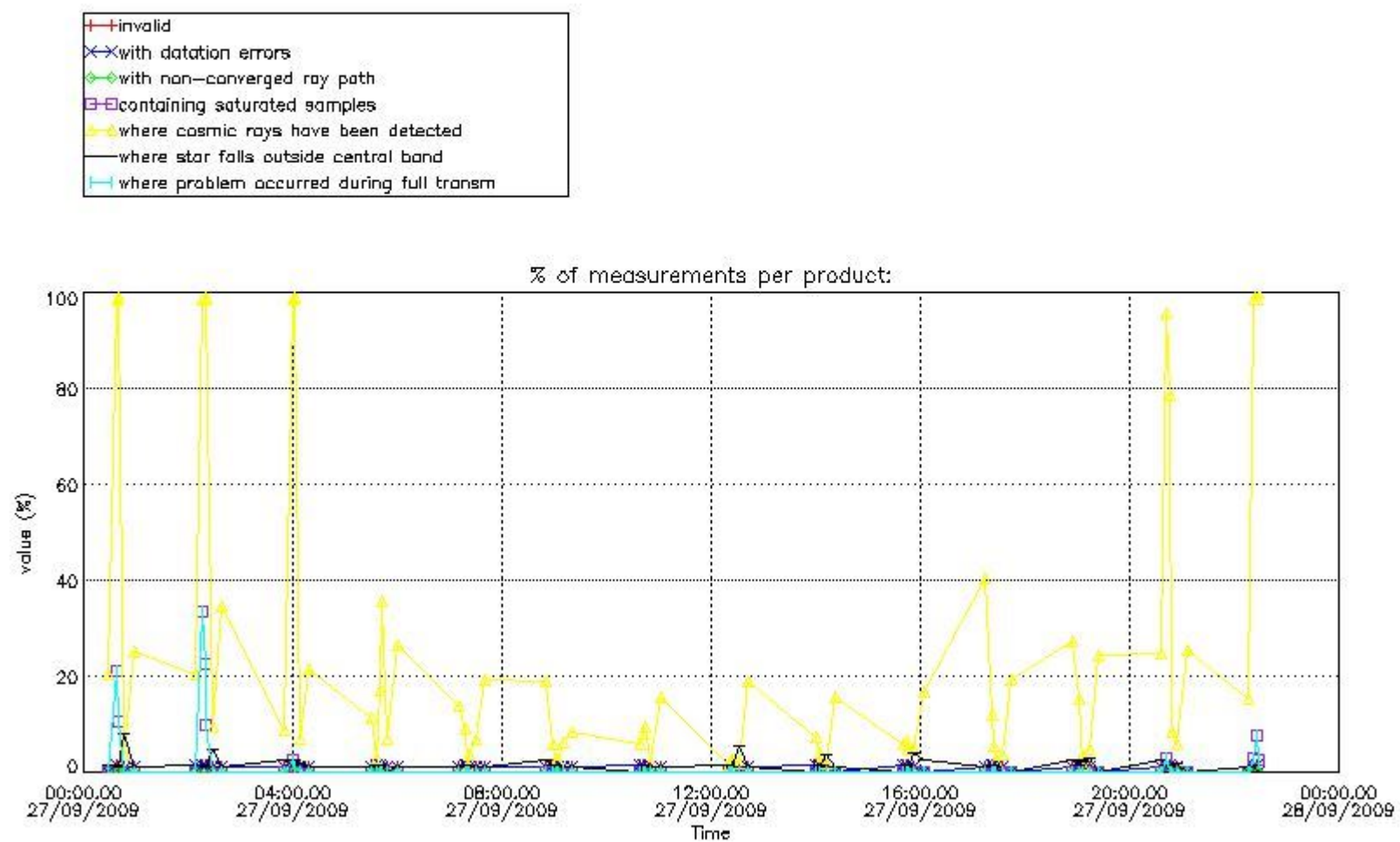


#### 4. Level 1 quality information per product

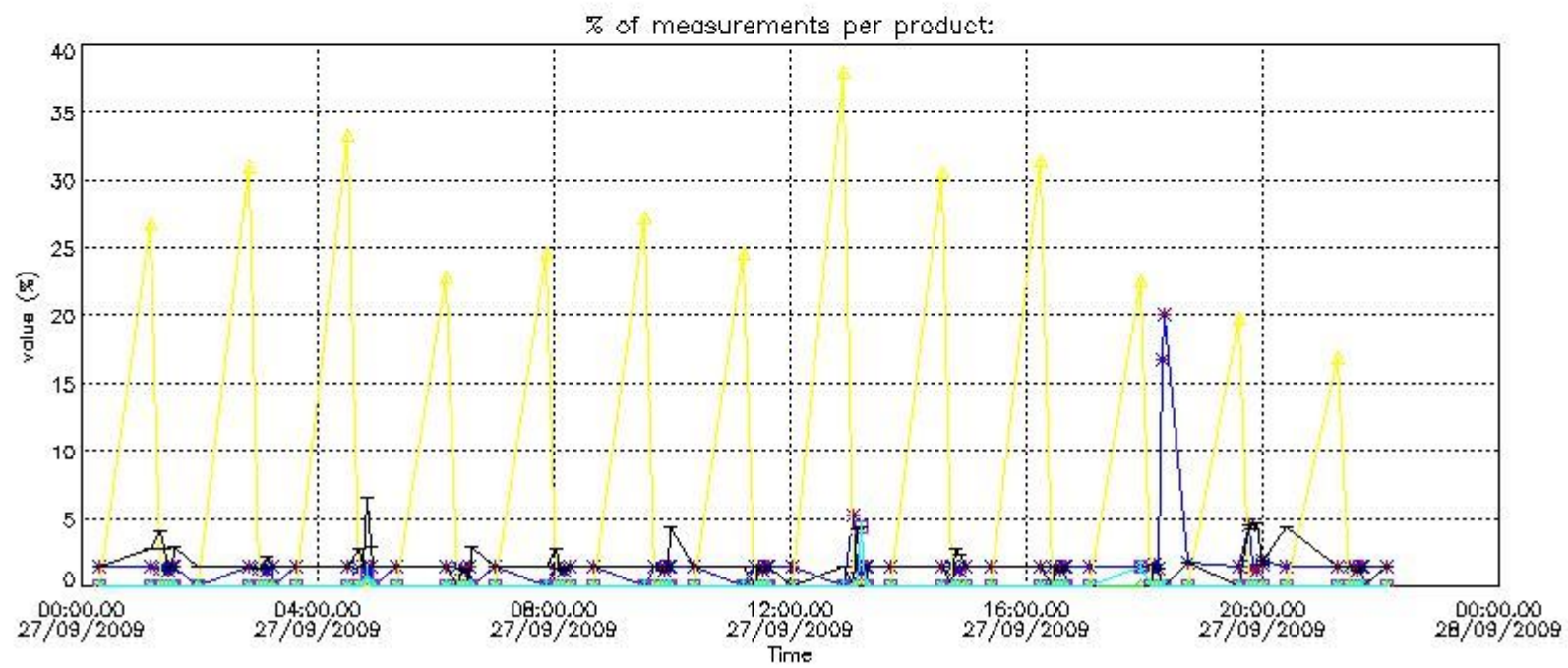
In this section it is plotted some information contained in the Quality Summary data set of the level 2 products that comes from the level 1b processing. Products without errors (error flag in the MPH set to "0") are used.

##### 4.1 Plot quality information per product (time dependant) coming from level 1b processing

##### 4.1.1 Plot level 1 quality information per product (time dependant): ENVISAT ASCENDING passes



4.1.2 Plot level 1 quality information per product (time dependant): ENVI SAT DESCENDING passes

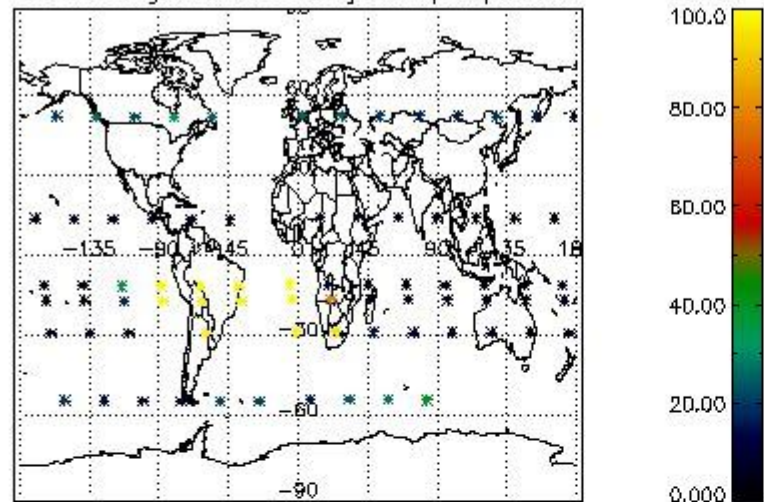


4.2 Plot quality information per product coming from level 1b processing (world map)

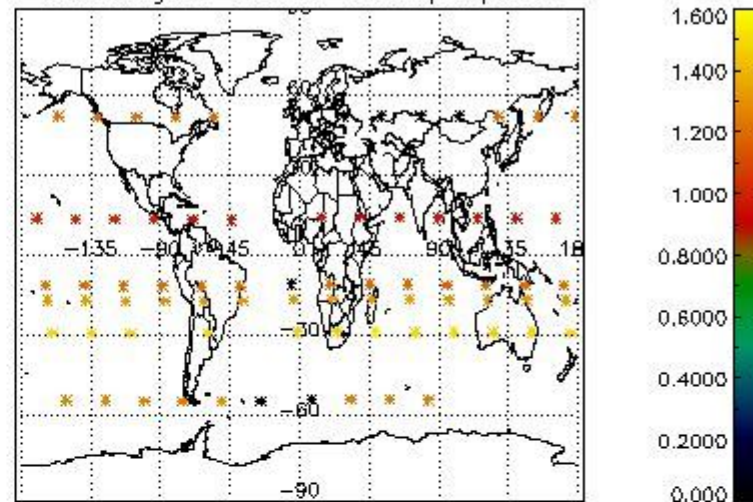
4.2.1 Plot level 1 quality information per product (world map): ENVISAT ASCENDING passes



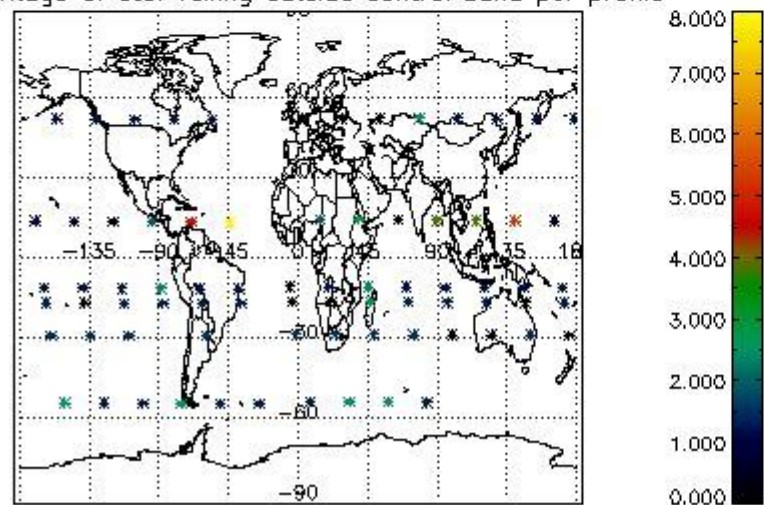
Percentage of cosmic ray hits per profile



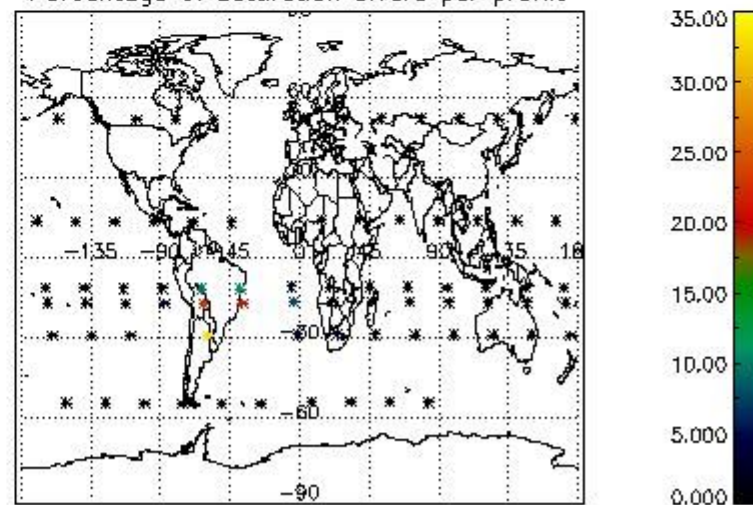
Percentage of datation errors per profile



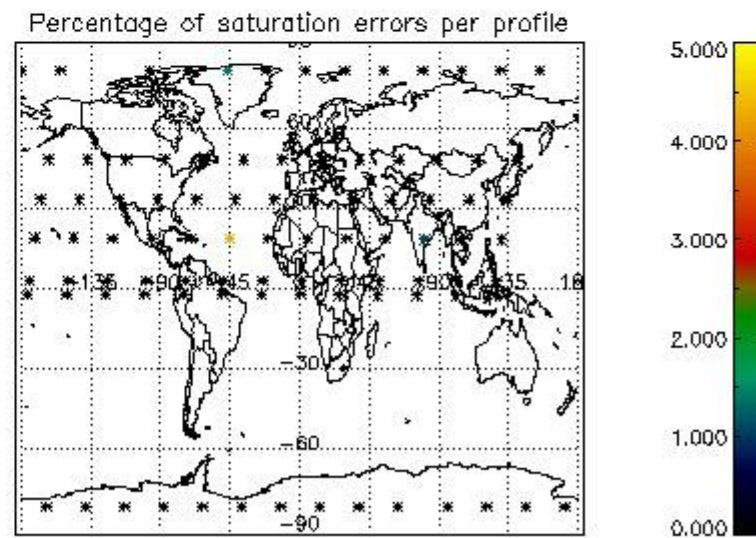
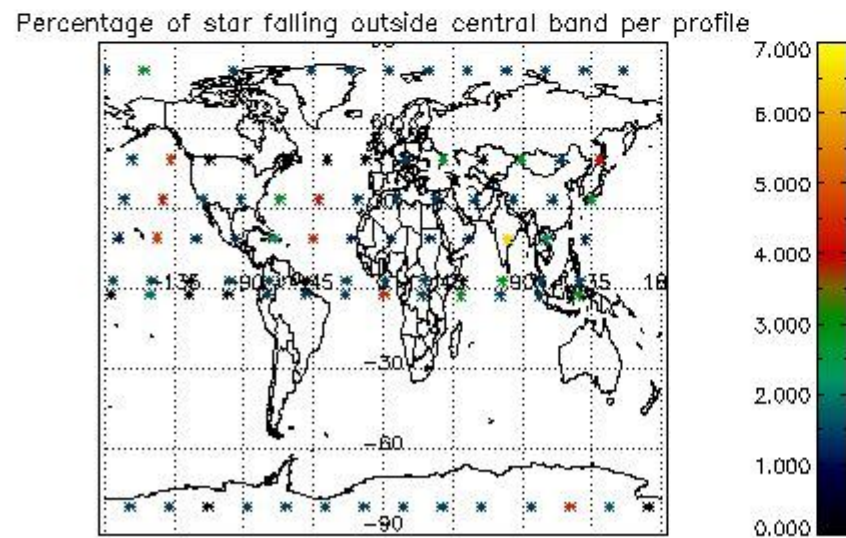
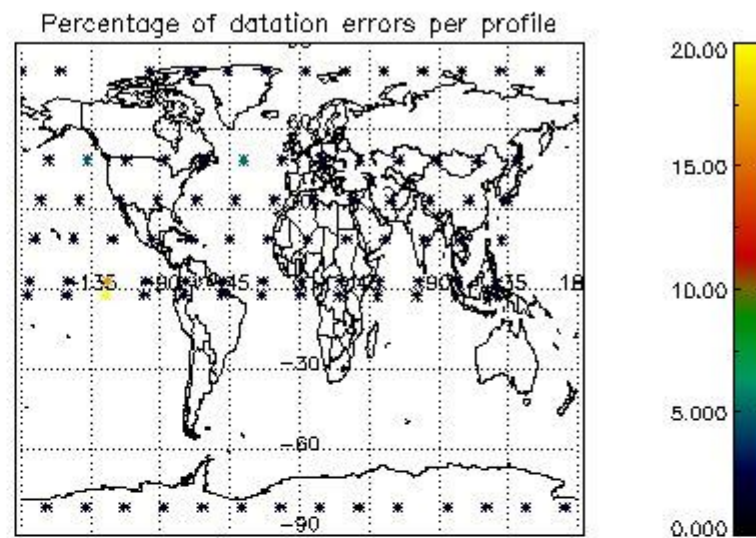
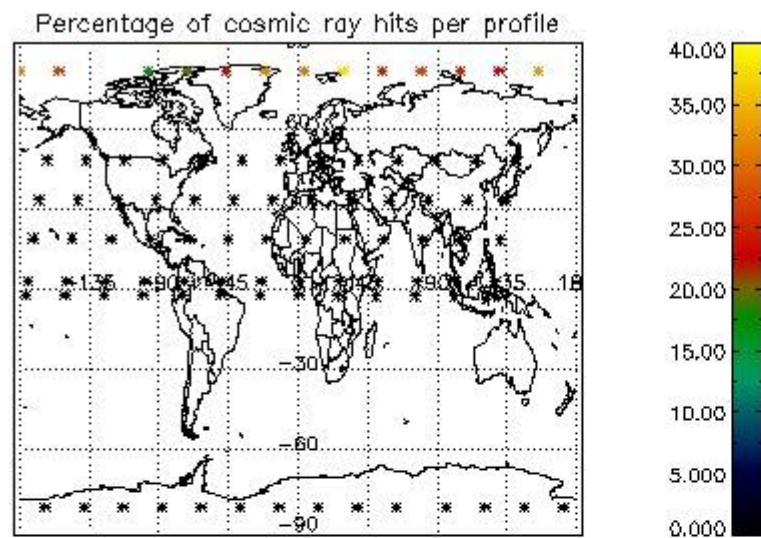
Percentage of star falling outside central band per profile



Percentage of saturation errors per profile



4.2.2 Plot level 1 quality information per product (world map): ENVISAT DESCENDING passes



## 5. Trace gas profiles

### 5.1 Ozone statistics based on quality of products

The final quality of the products can be "measured" using the STD (Standard Deviation) attached to every point profile. This information is written to the parameter GOM\_NL\_\_2P/NL\_LOCAL\_SPECIES\_DENSITY/o3\_std of the level 2 products. The table below shows the statistics for given STD ranges.

The statistics are given with respect to the overall valid production:

- Products without fatal errors: GOM\_NL\_\_2P/MPH/PRODUCT\_ERR=0
- Valid point profile: GOM\_NL\_\_2P/NL\_LOCAL\_SPECIES\_DENSITY/pcd(0)=0

The 'Criteria' is applied to valid points of dark limb products:

- Products in dark limb illumination condition: GOM\_NL\_\_2P/NL\_SUMMARY\_QUALITY/obs\_ill\_cond=0
- Products without fatal errors: GOM\_NL\_\_2P/MPH/PRODUCT\_ERR=0
- Valid point profile: GOM\_NL\_\_2P/NL\_LOCAL\_SPECIES\_DENSITY/pcd(0)=0

So, the table below shows the percentage of dark limb and valid observations for each criteria with respect to the overall valid daily observations.

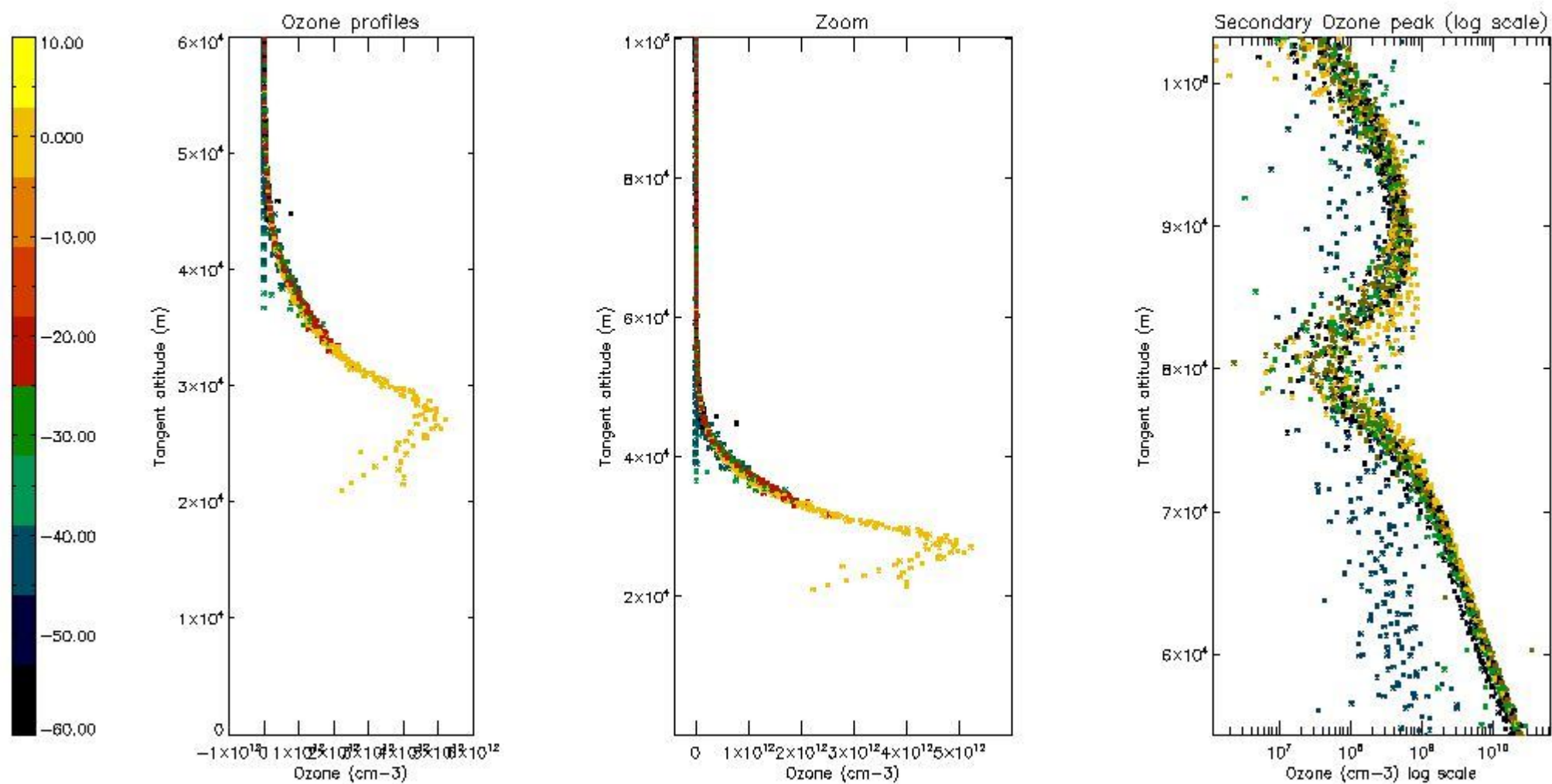
Criteria	% of total production
All STD	41
STD < 20	22



STD < 10	17
STD < 5	15

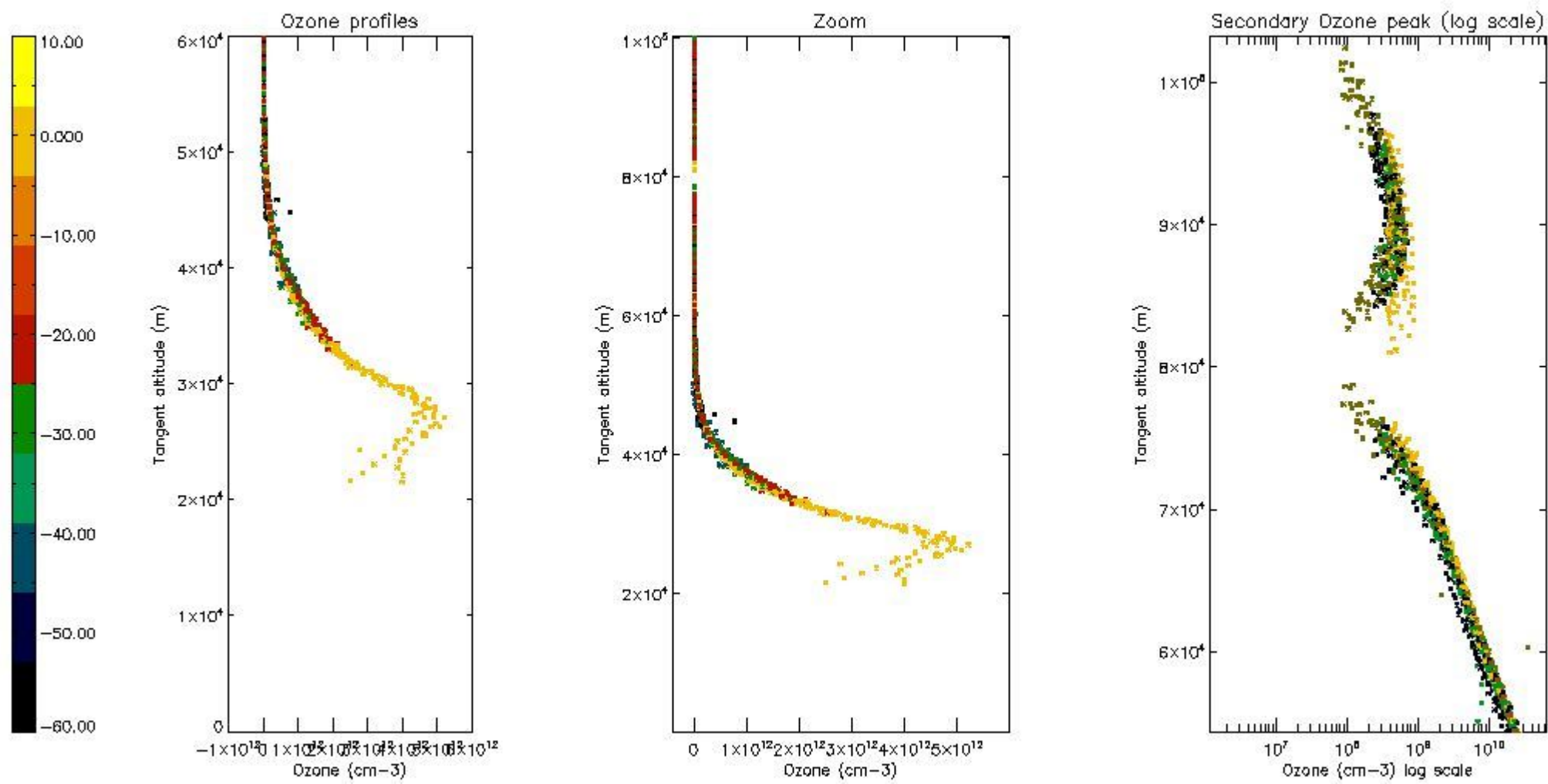
5.2 Plot ozone profiles for all STD (dark without errors)

The colorbar represents the latitude.



5.3 Plot ozone profiles where STD < 20% (dark without errors)

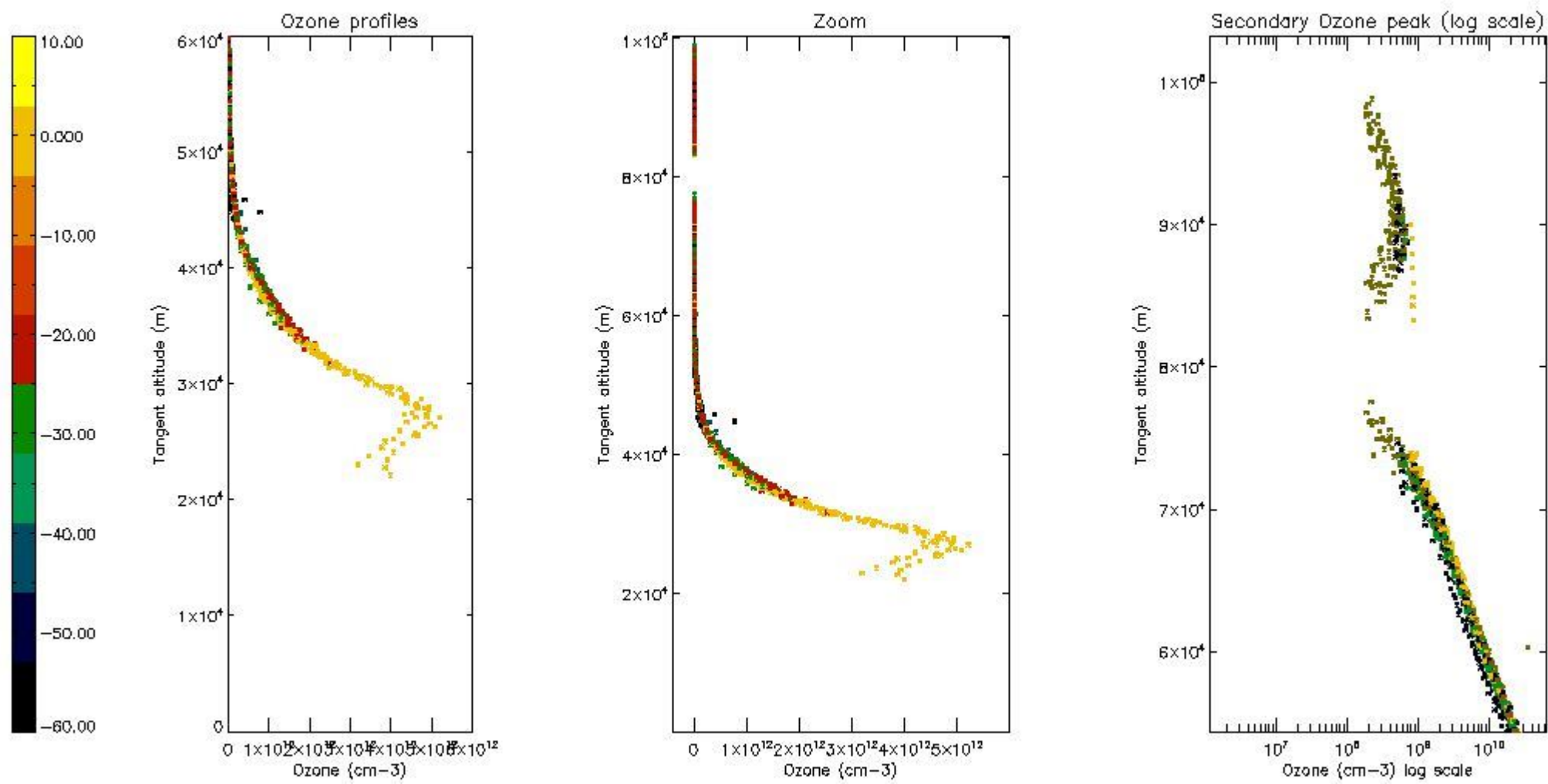
The colorbar represents the latitude.



*5.4 Plot ozone profiles where STD < 10% (dark without errors)*

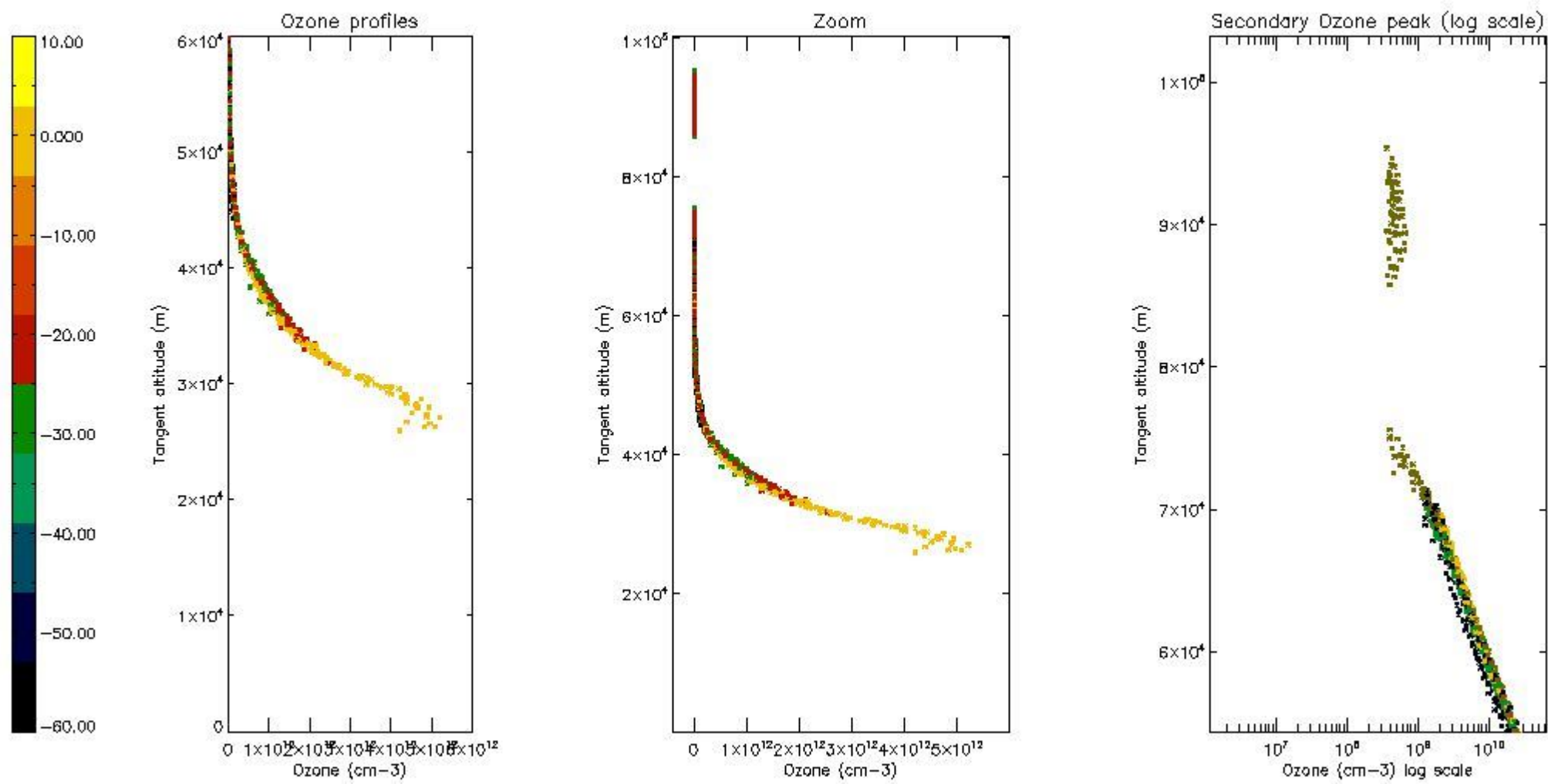
The colorbar represents the latitude.





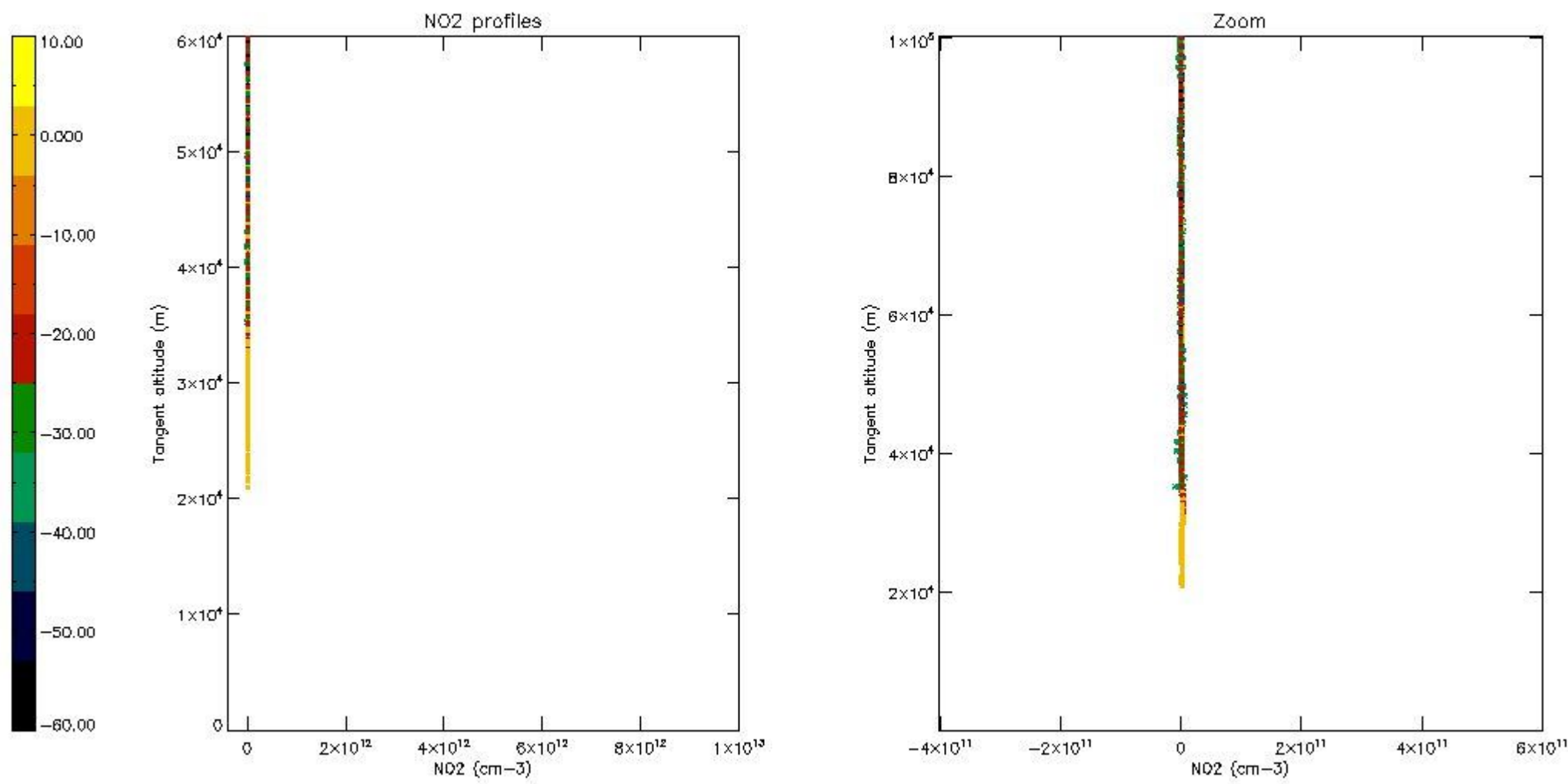
*5.5 Plot ozone profiles where STD < 5% (dark without errors)*

The colorbar represents the latitude.



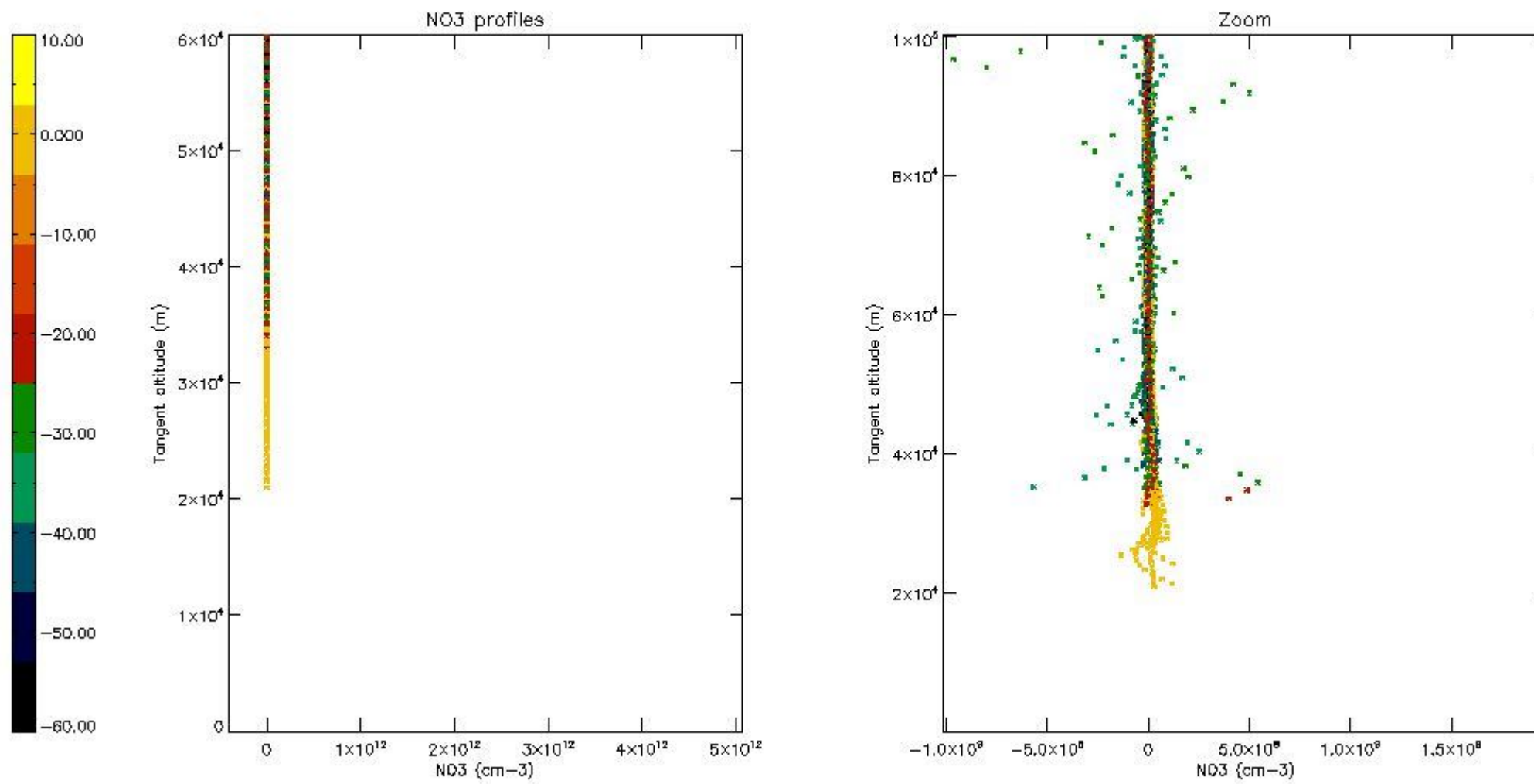
*5.6 Plot NO<sub>2</sub> profiles for all STD (dark without errors)*

The colorbar represents the latitude.



*5.7 Plot NO3 profiles for all STD (dark without errors)*

The colorbar represents the latitude.

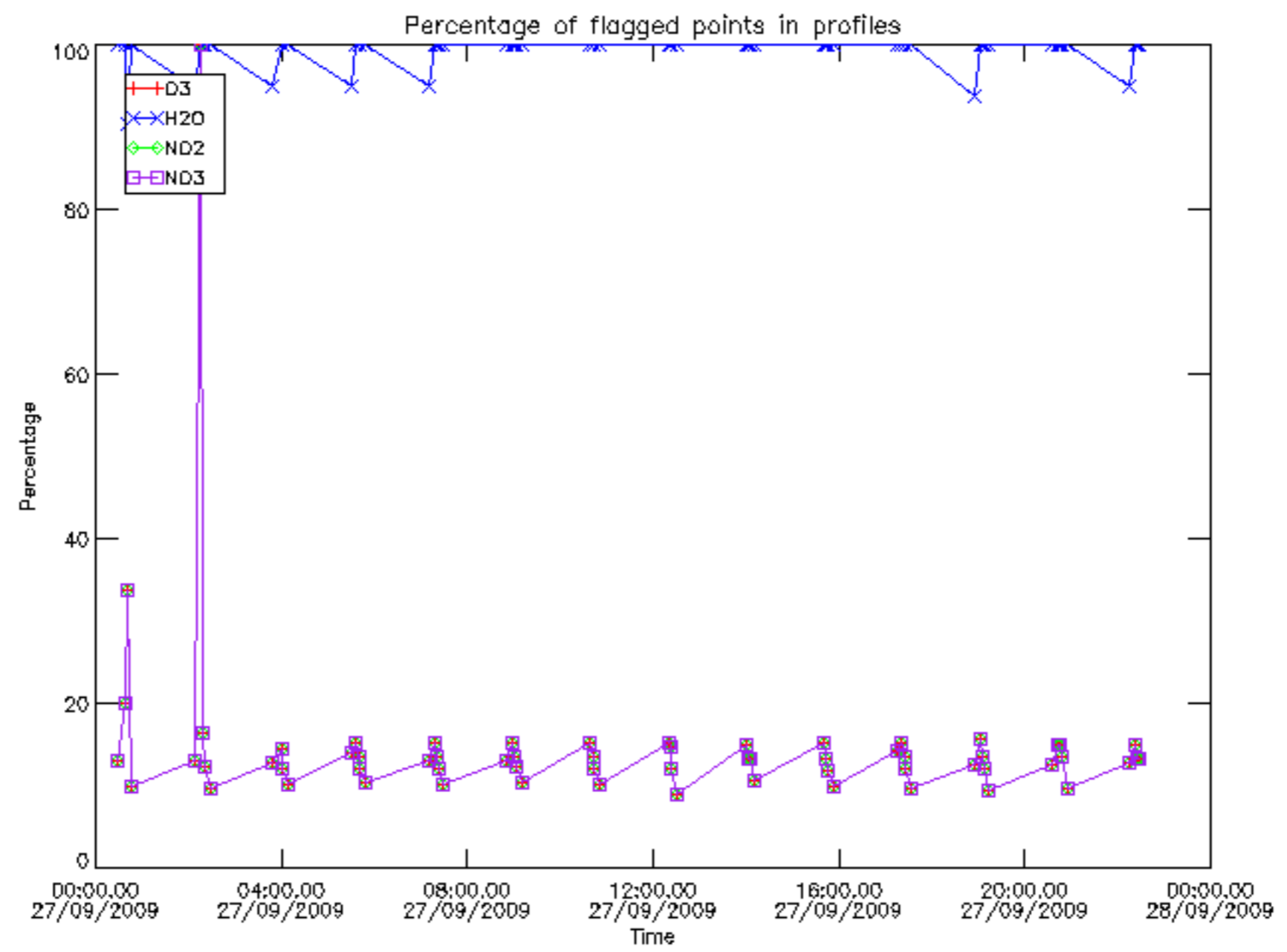


## 6. Auxiliary Data Files used for the production reported in section 2

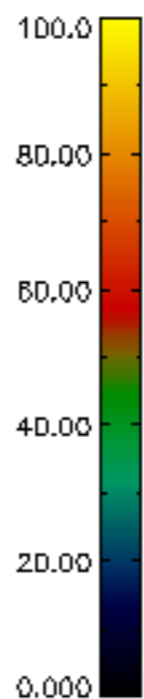
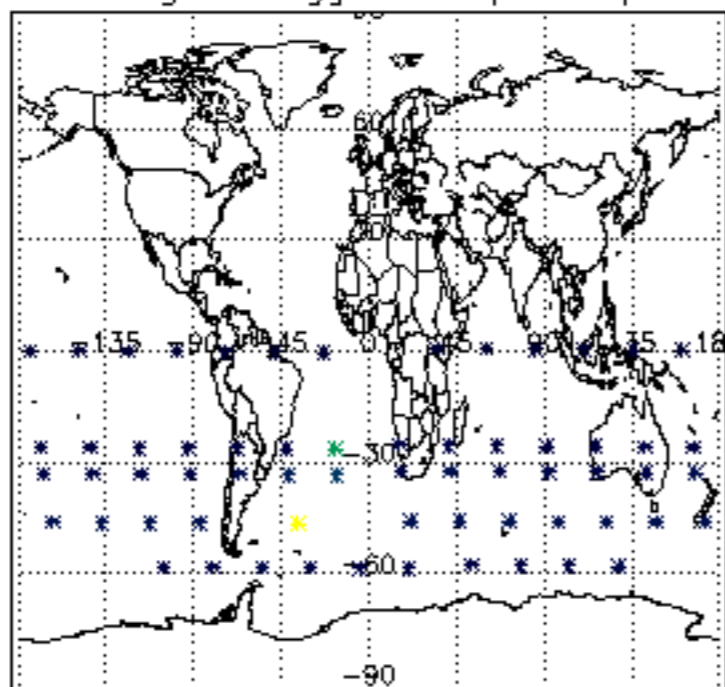
The number reported in the third column indicates since which file (see list in section 2) the corresponding auxiliary file has been used. The fourth column is the date of those product files.

Type	Auxiliary Filename	Used since product	Used since product date
INST_PHYS_CHARACTERISTICS	GOM_INS_AXVIEC20091111_143220_20030716_120000_20500101_000000	1	27-SEP-2009 00:17:42
LEVEL-2_PROC_CONFIG	GOM_PR2_AXVIEC20091111_152718_20020301_000000_20500101_000000	1	27-SEP-2009 00:17:42
CROSS_SECTIONS_FILE	GOM_CRS_AXVIEC20091111_154832_20020301_000000_20500101_000000	1	27-SEP-2009 00:17:42

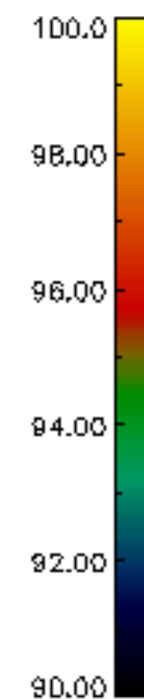
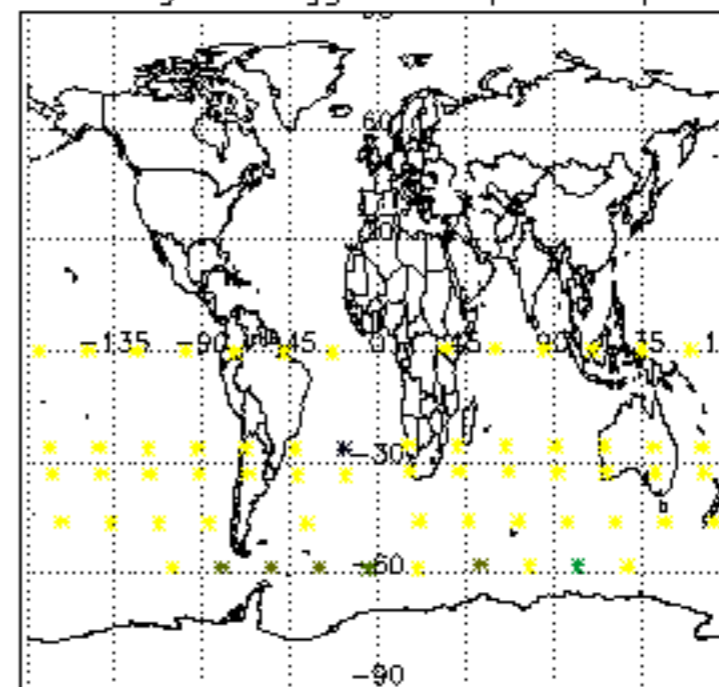




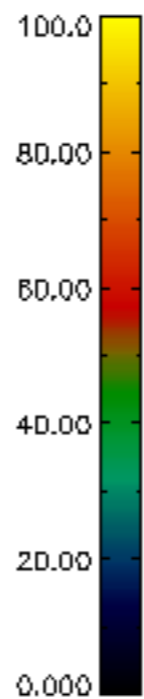
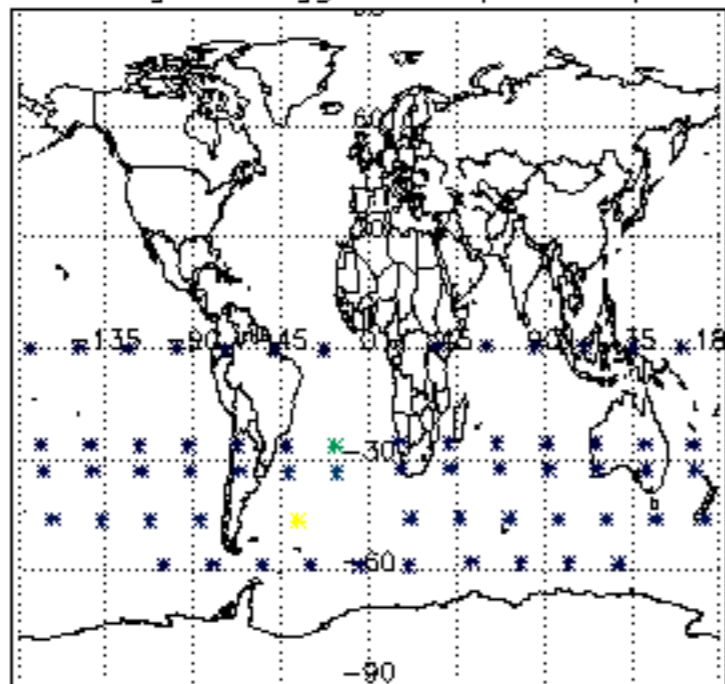
Percentage of flagged data per D3 profile



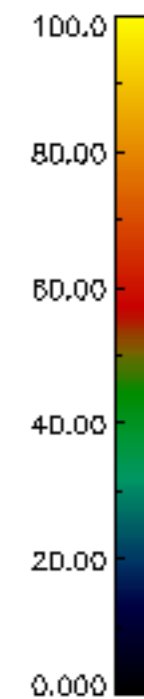
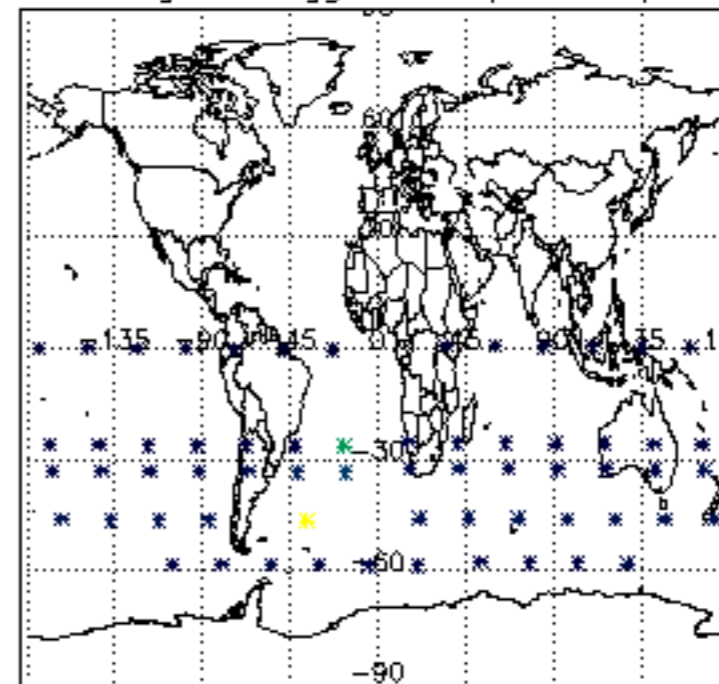
Percentage of flagged data per H2O profile

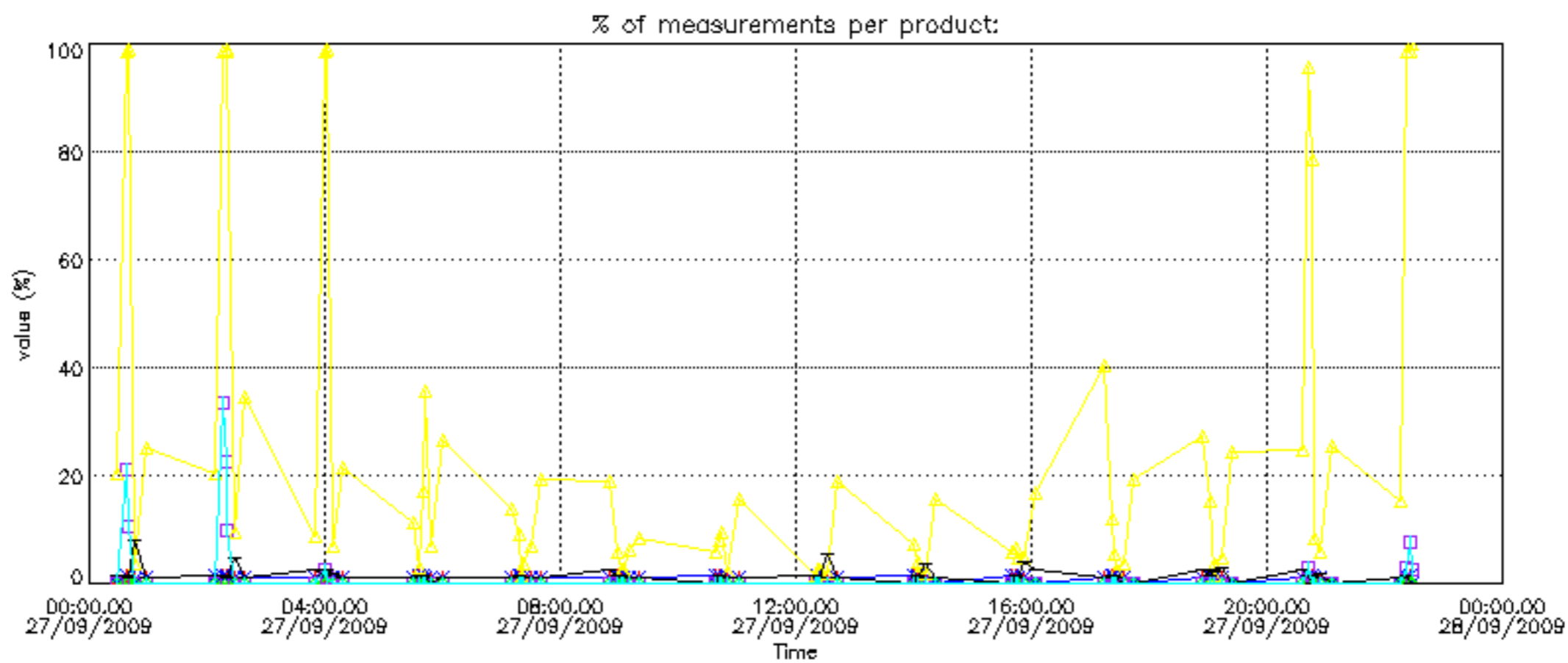


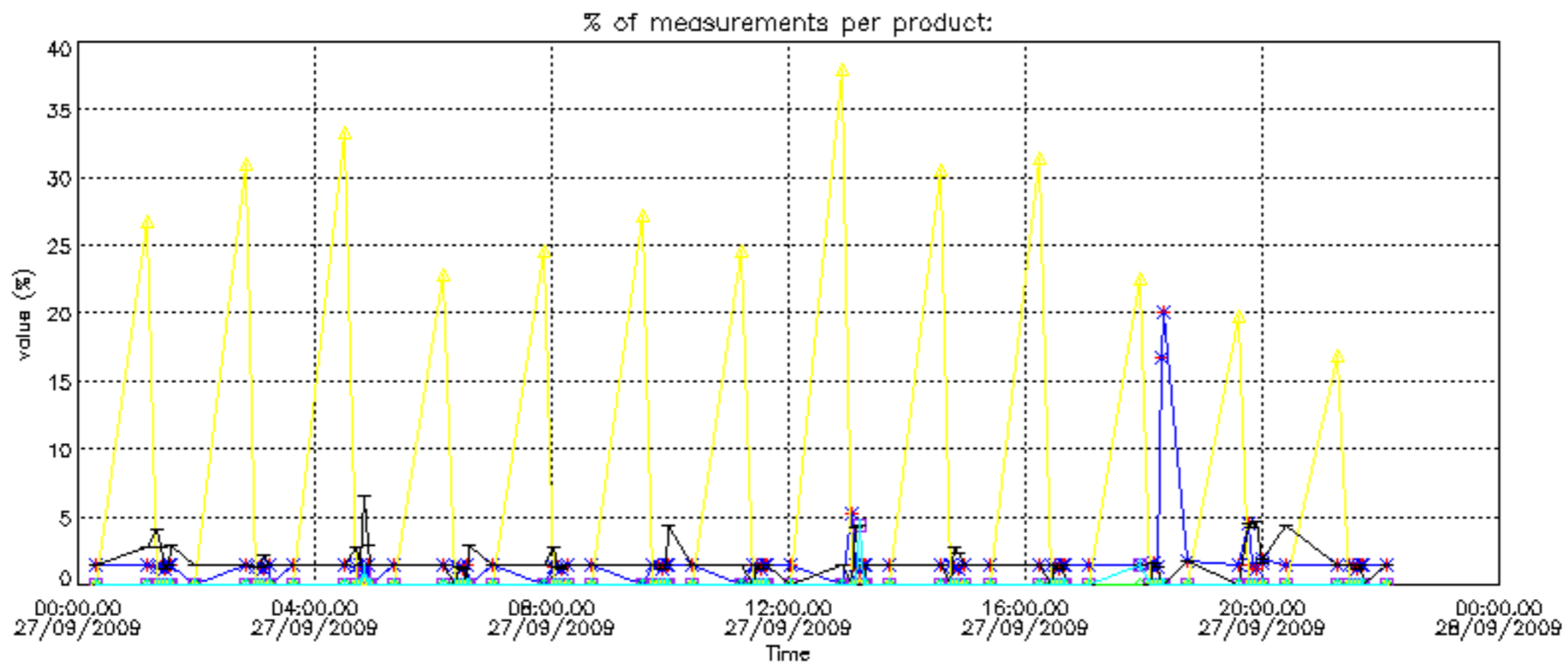
Percentage of flagged data per NO2 profile



Percentage of flagged data per NO3 profile

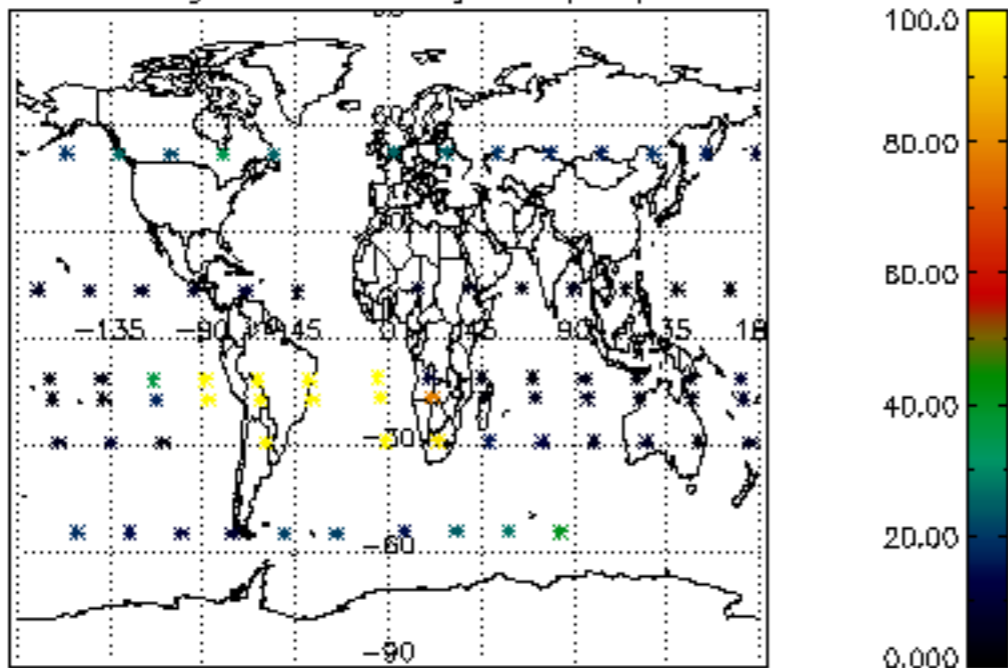




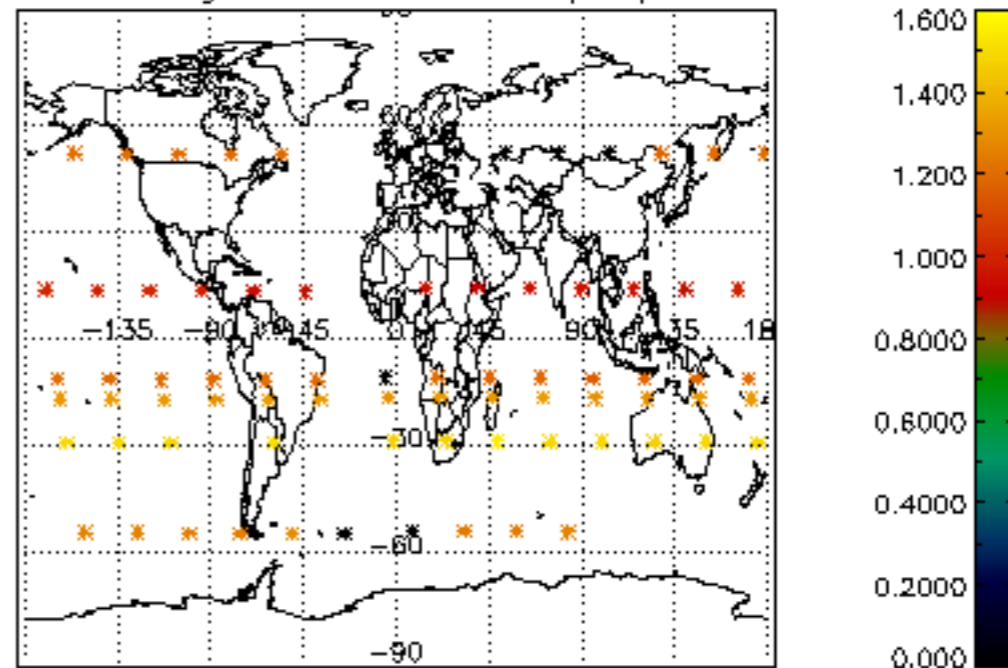




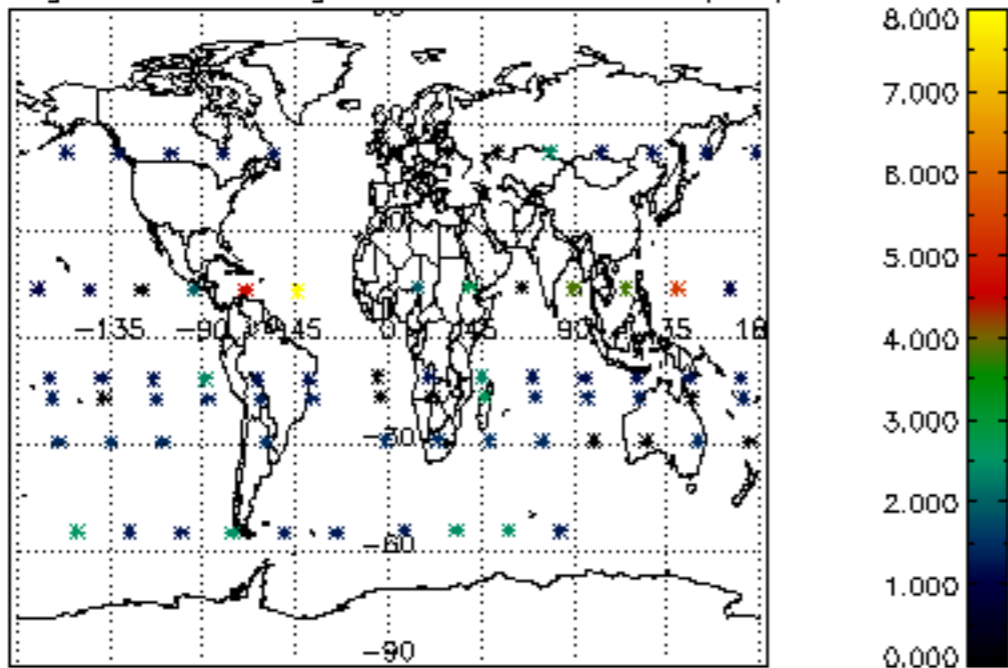
Percentage of cosmic ray hits per profile



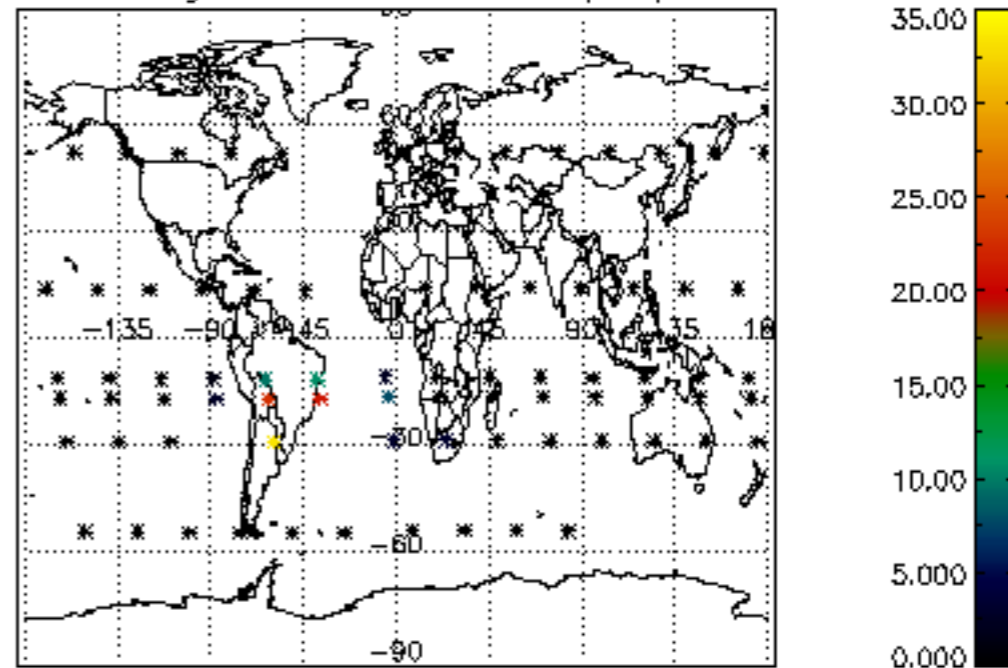
Percentage of datation errors per profile



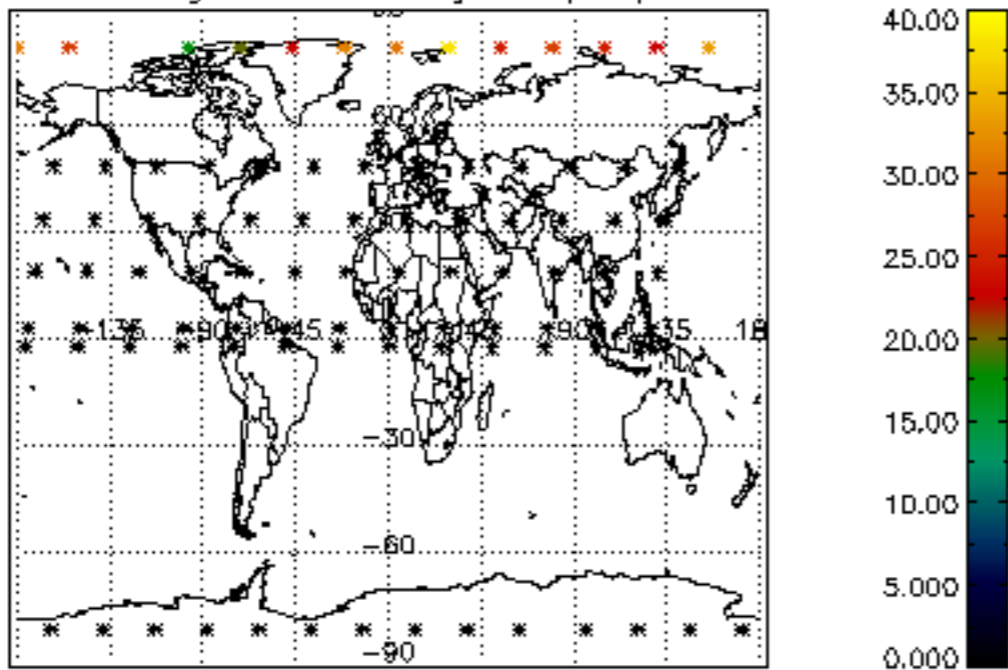
Percentage of star falling outside central band per profile



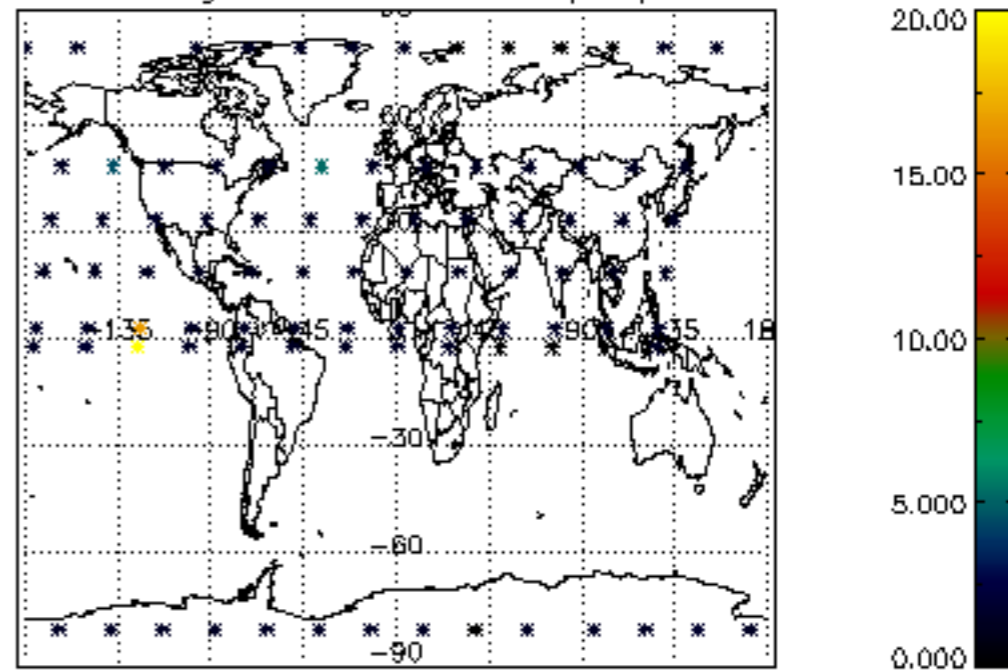
Percentage of saturation errors per profile



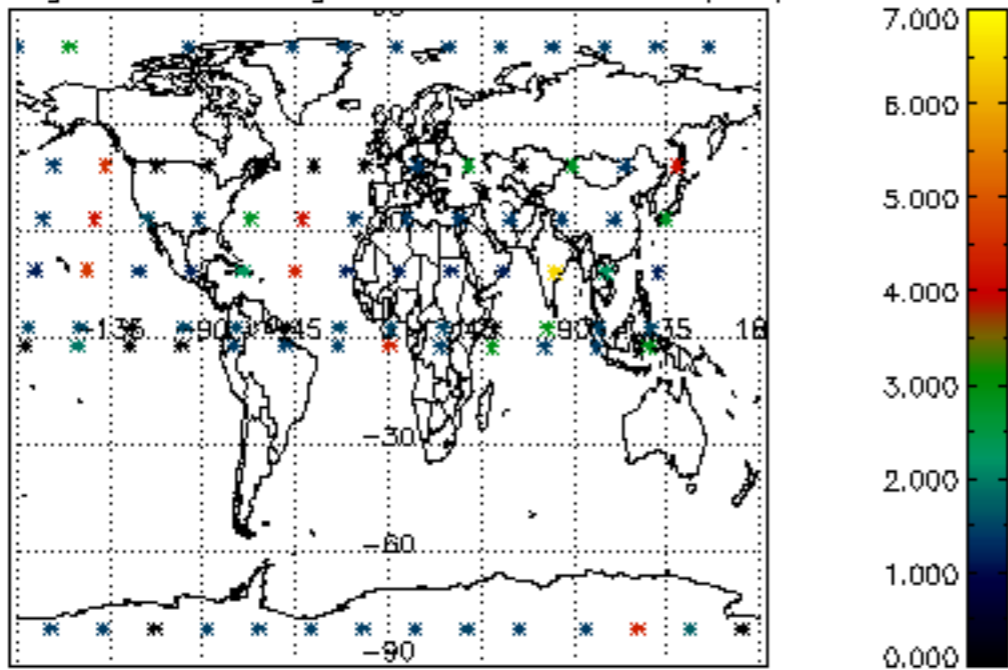
Percentage of cosmic ray hits per profile



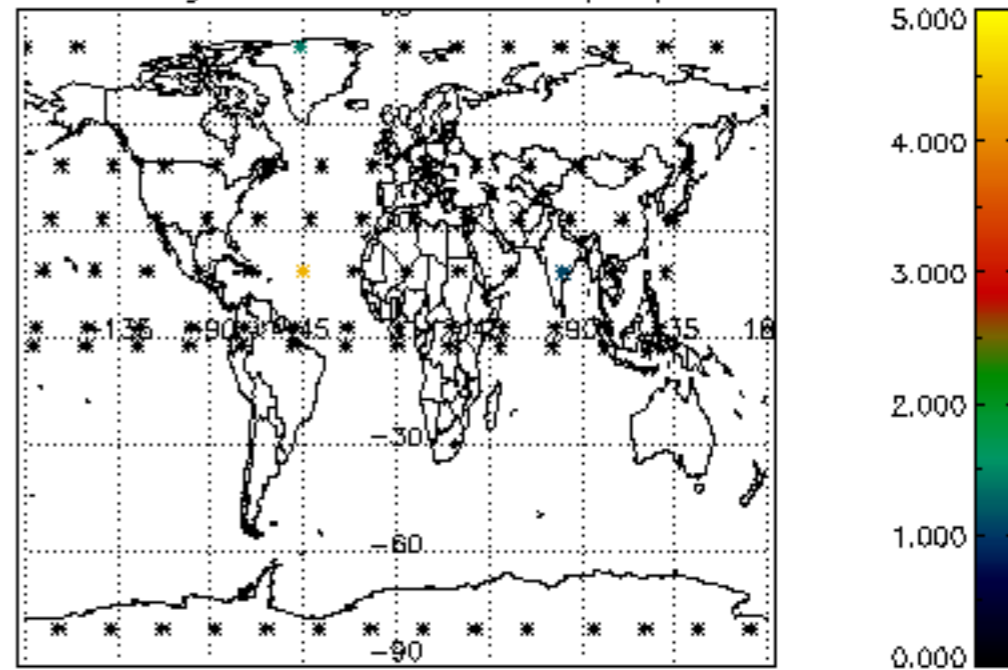
Percentage of datation errors per profile

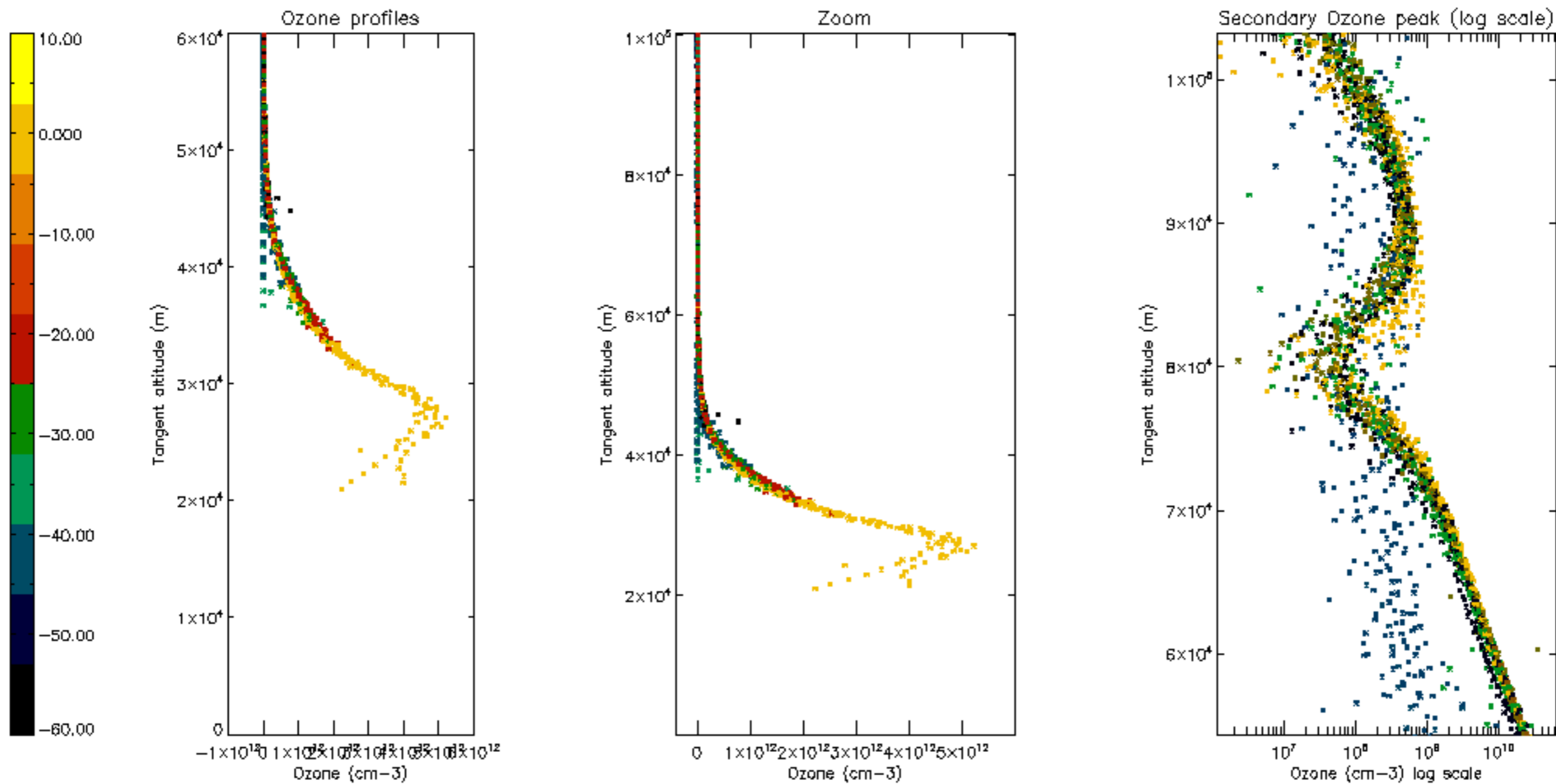


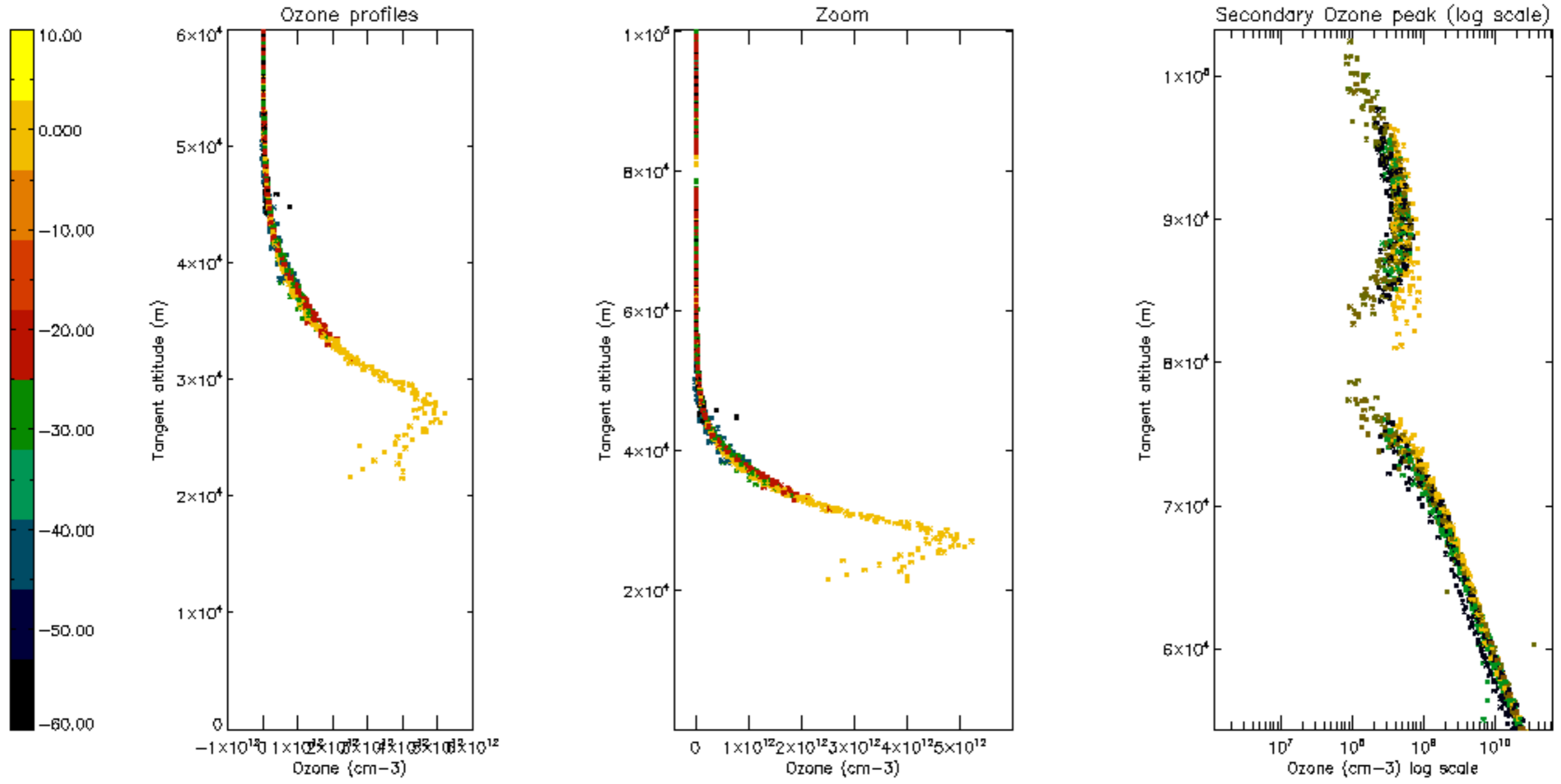
Percentage of star falling outside central band per profile



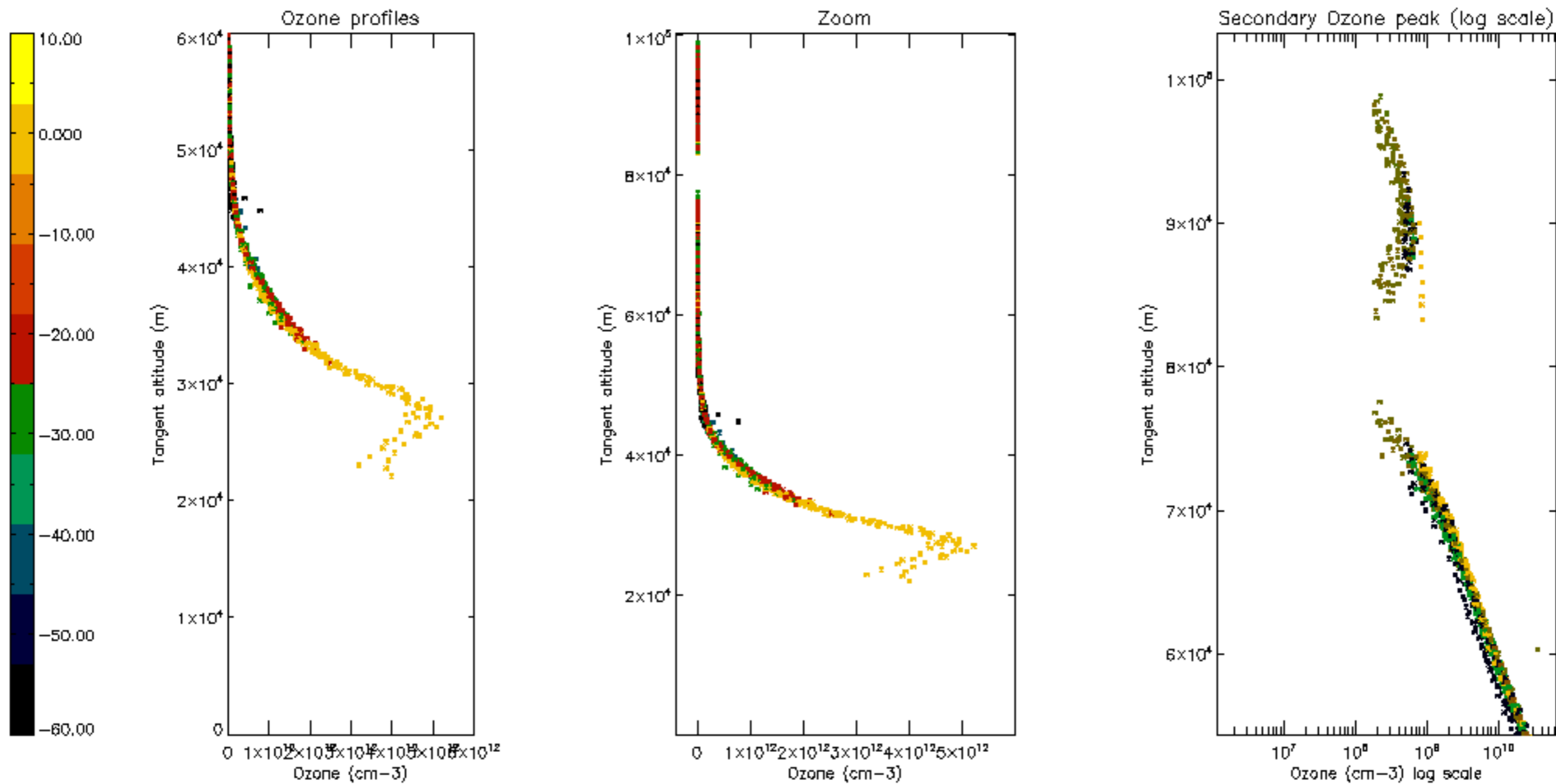
Percentage of saturation errors per profile

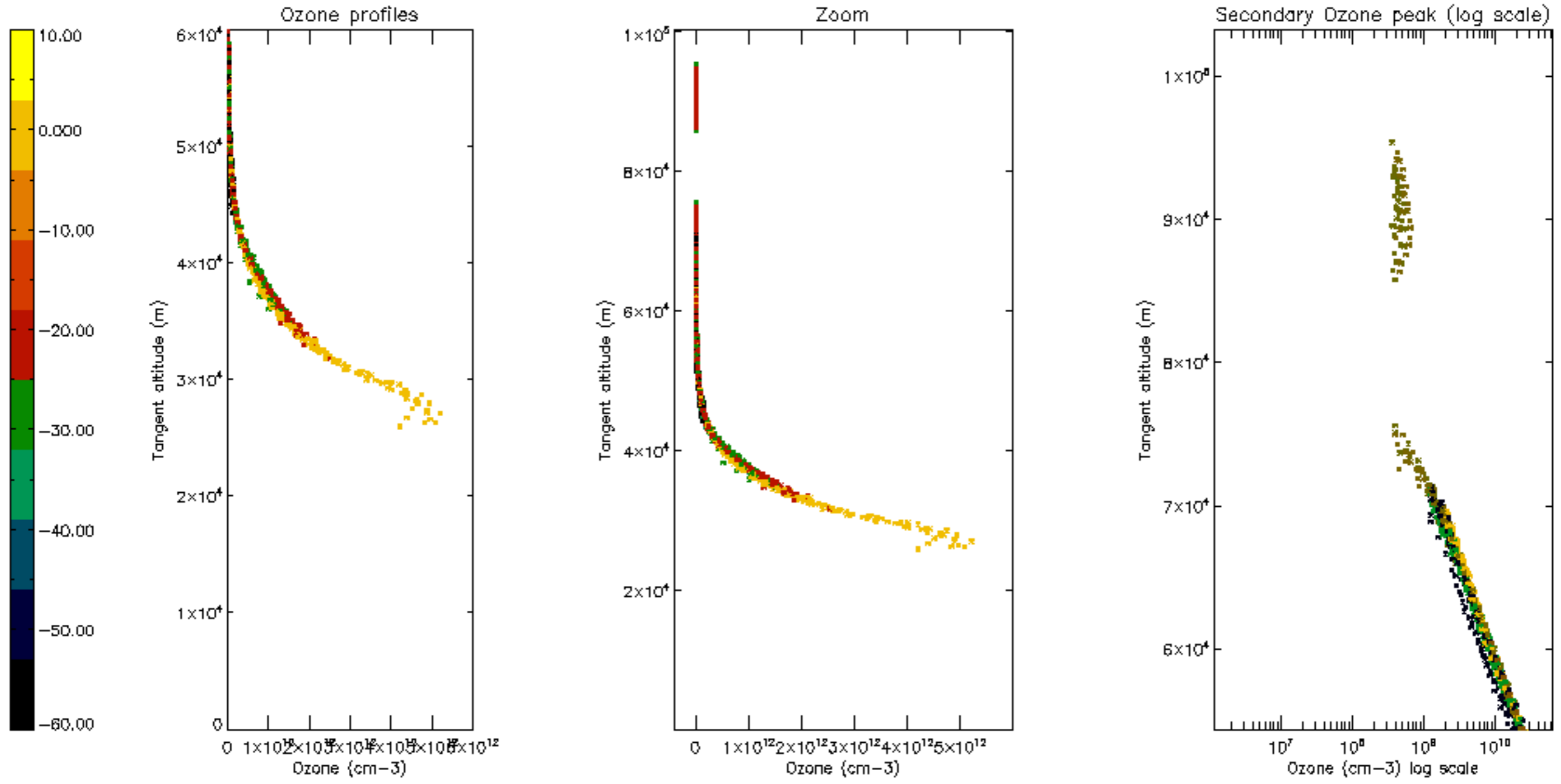


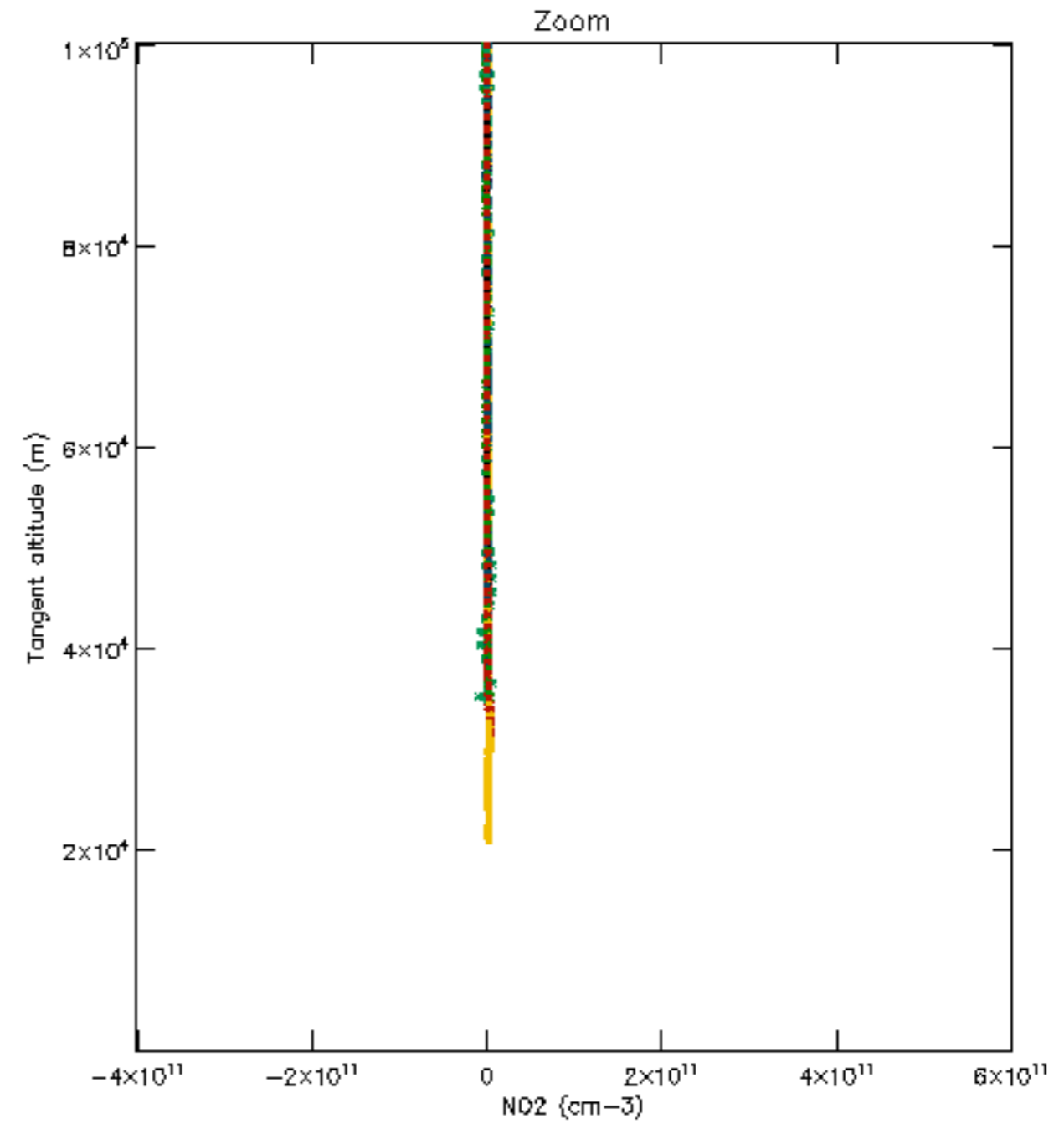
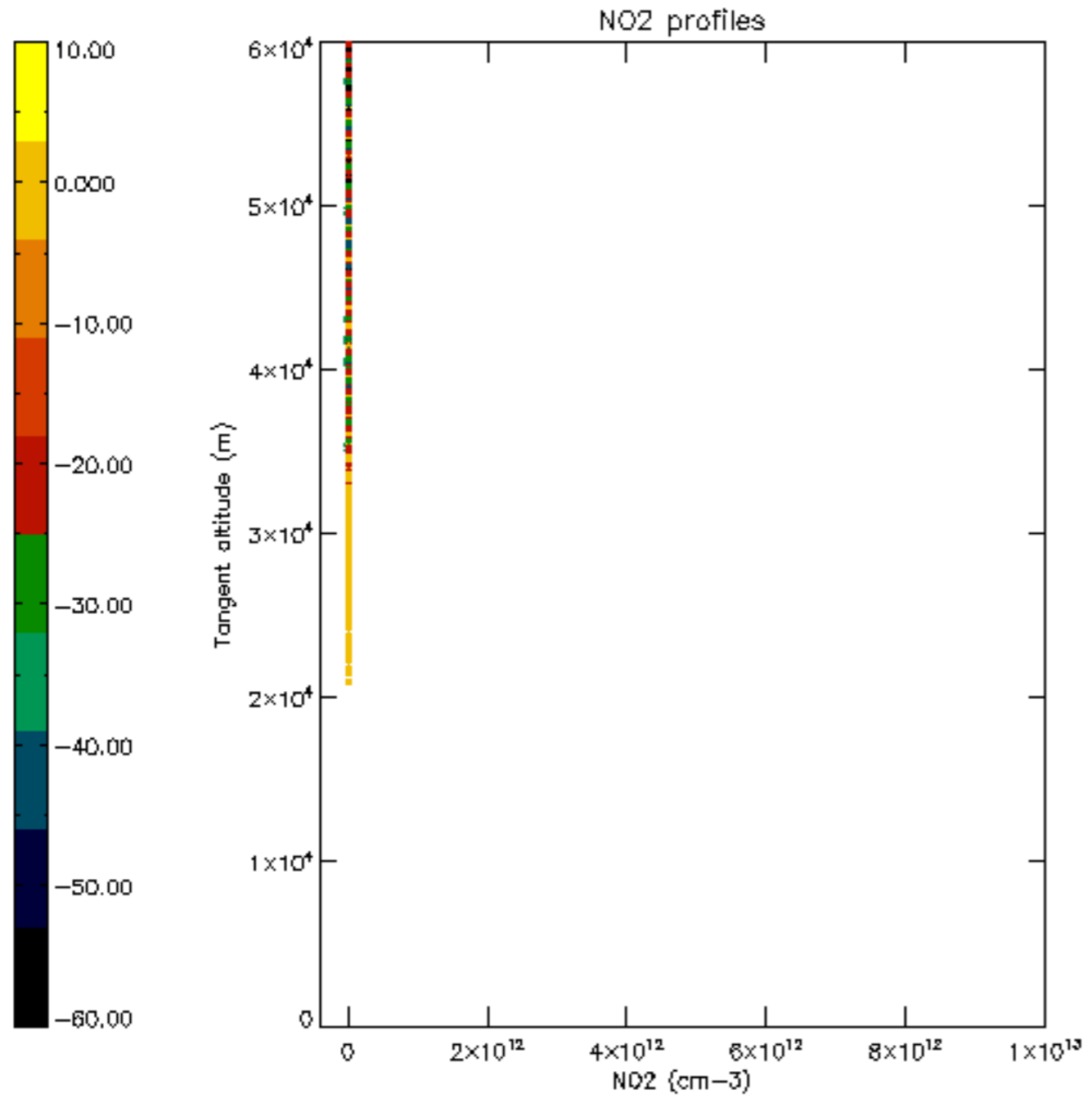


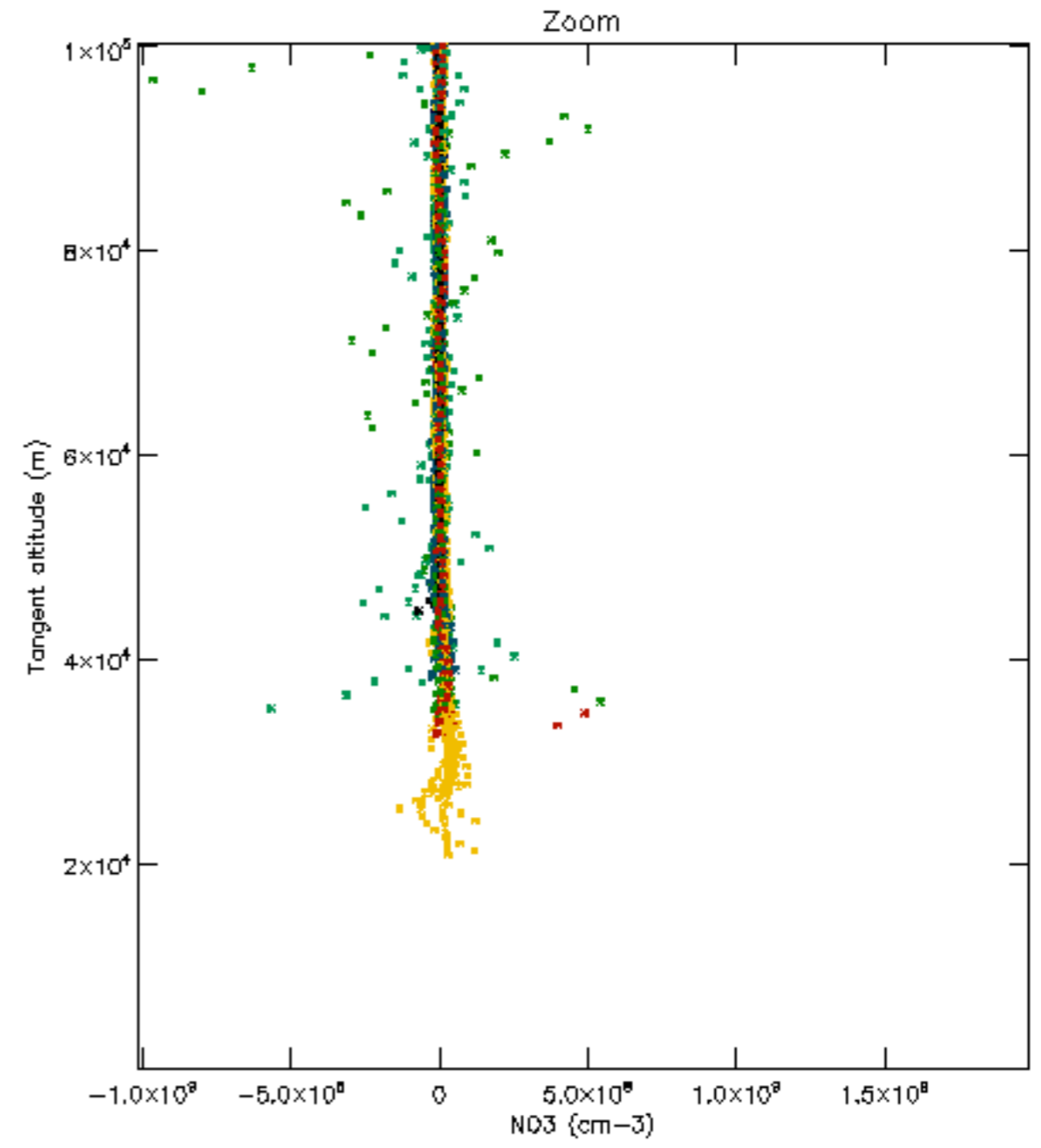
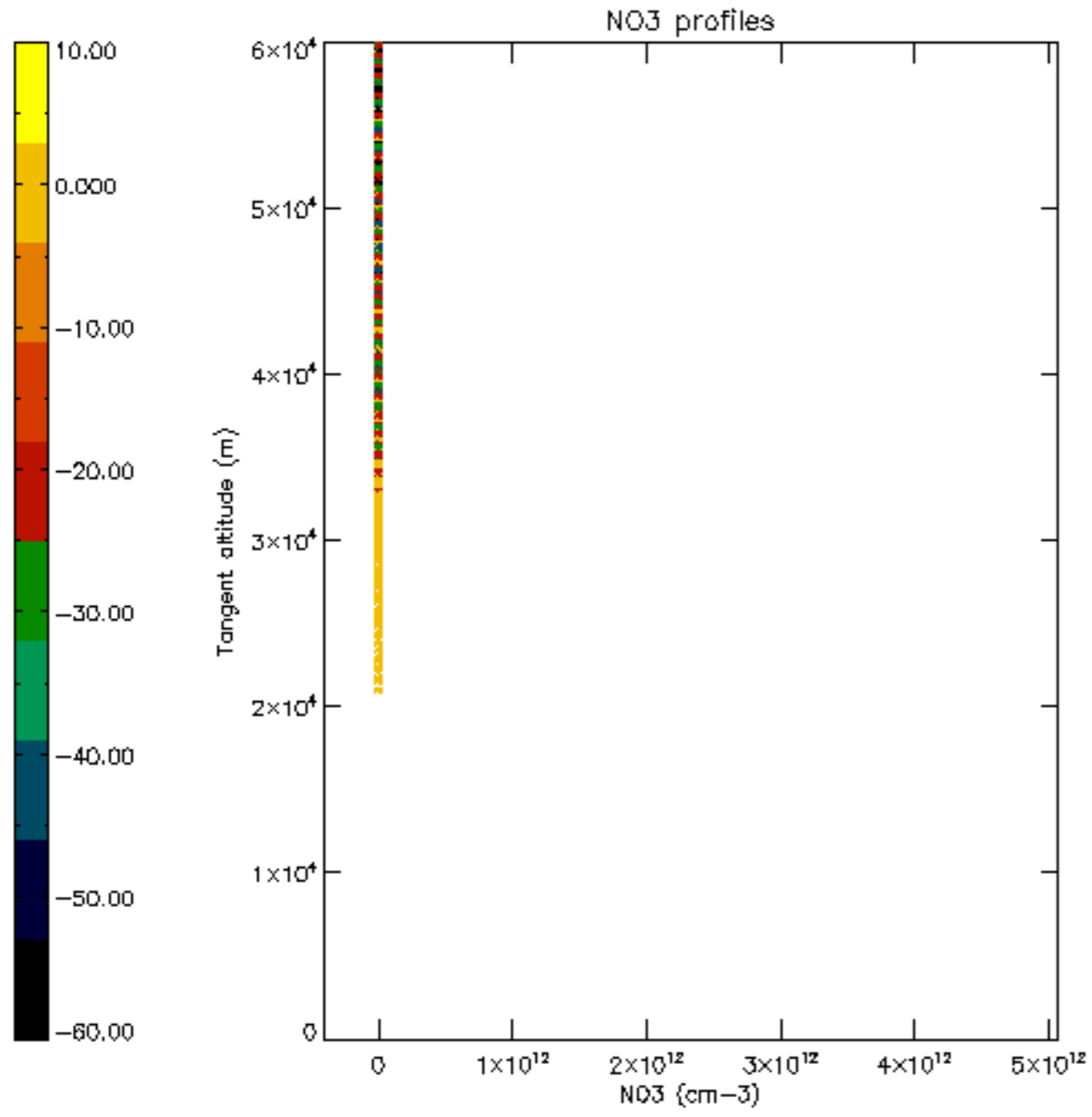




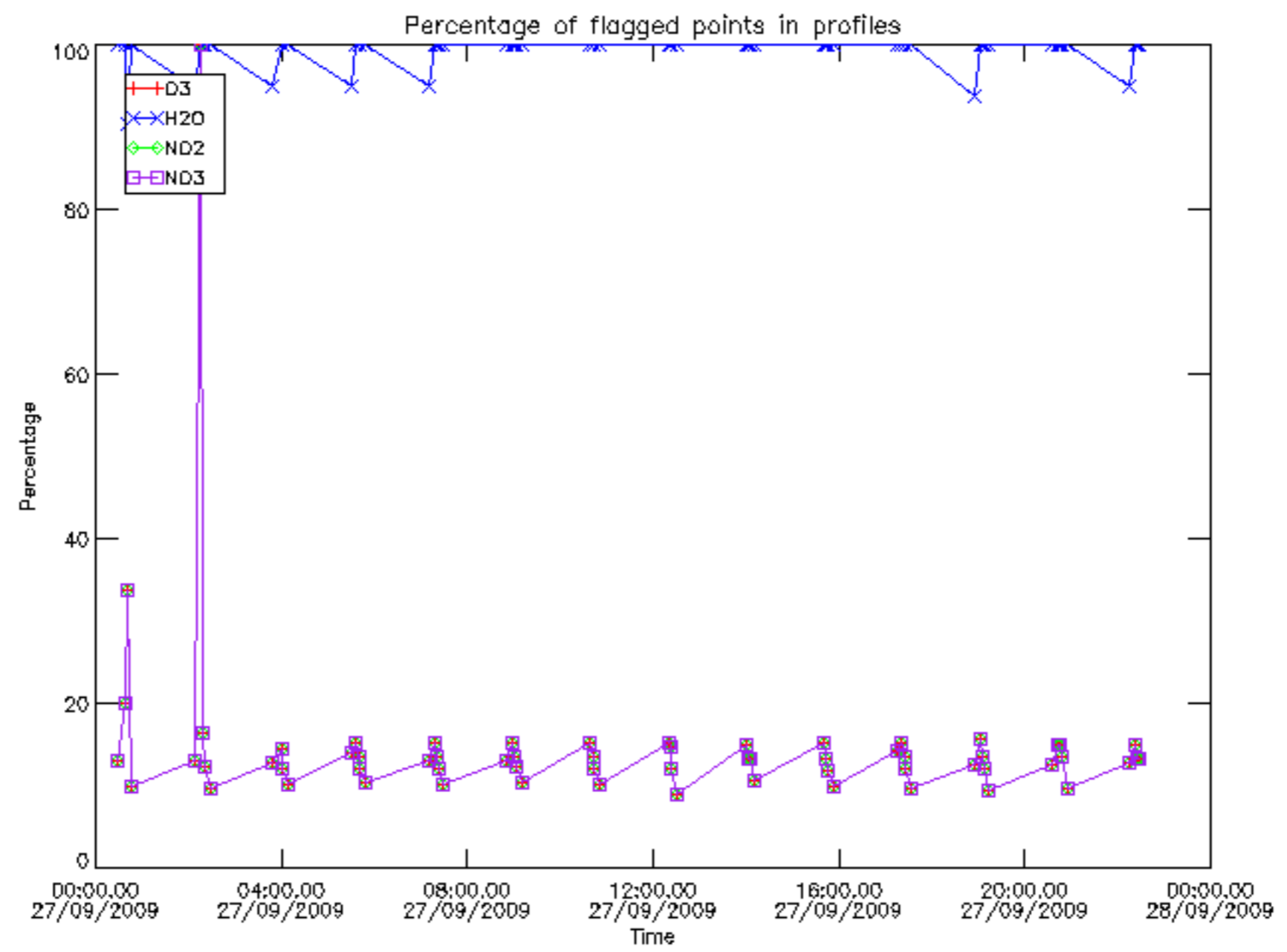




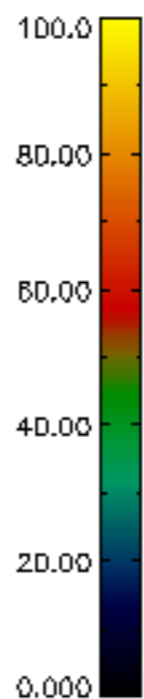
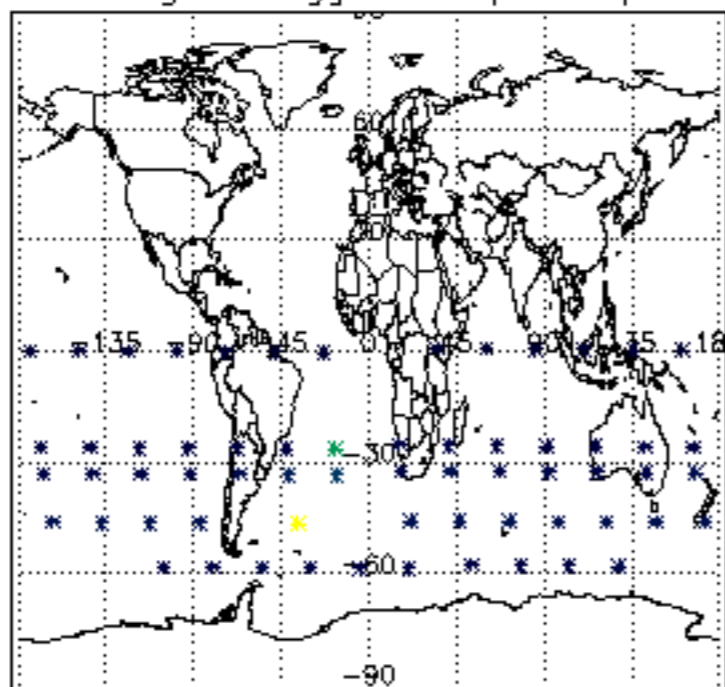




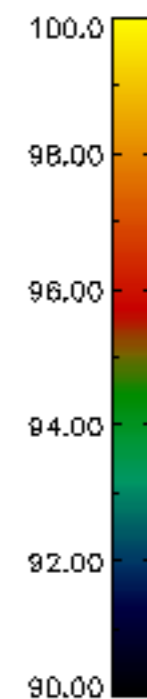
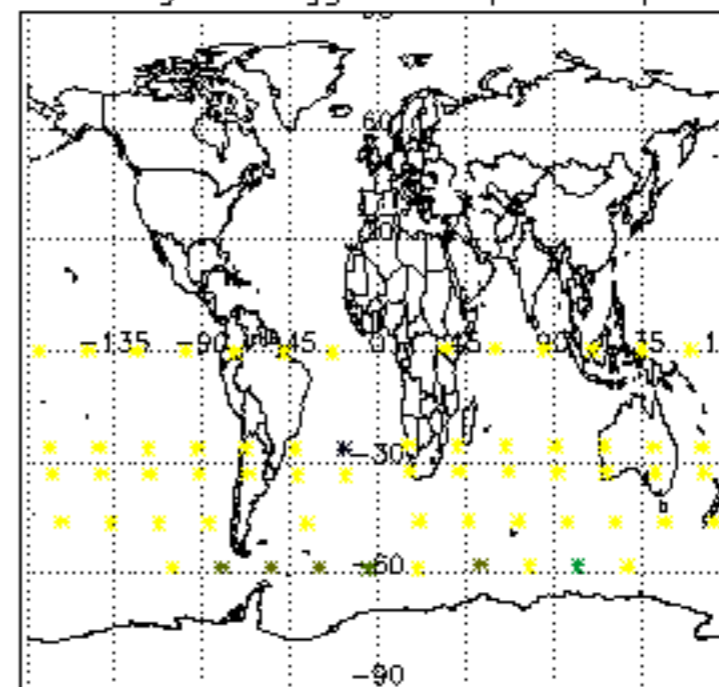




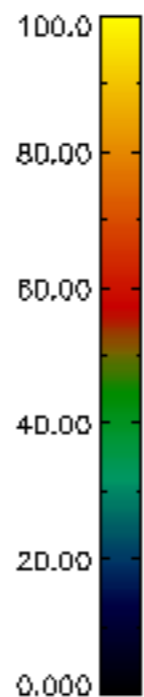
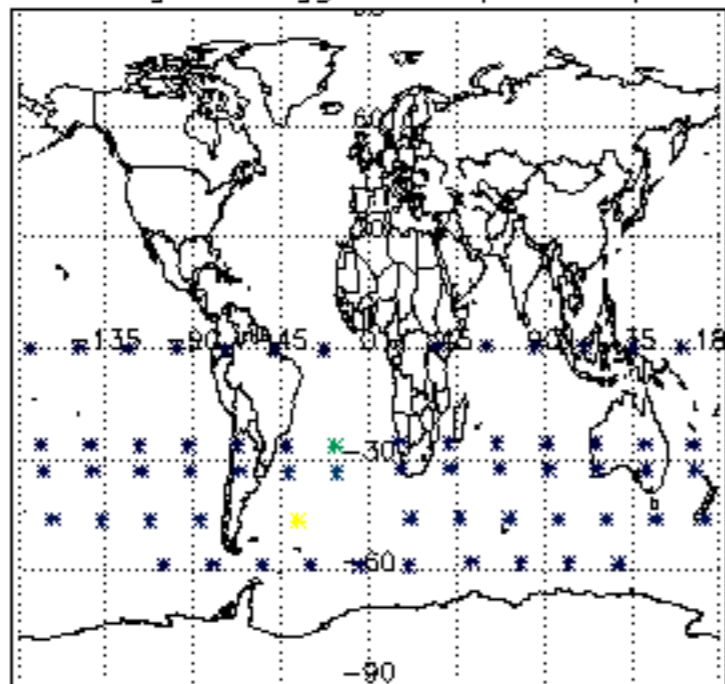
Percentage of flagged data per D3 profile



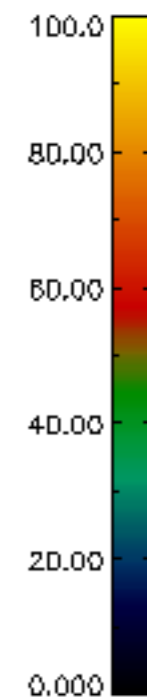
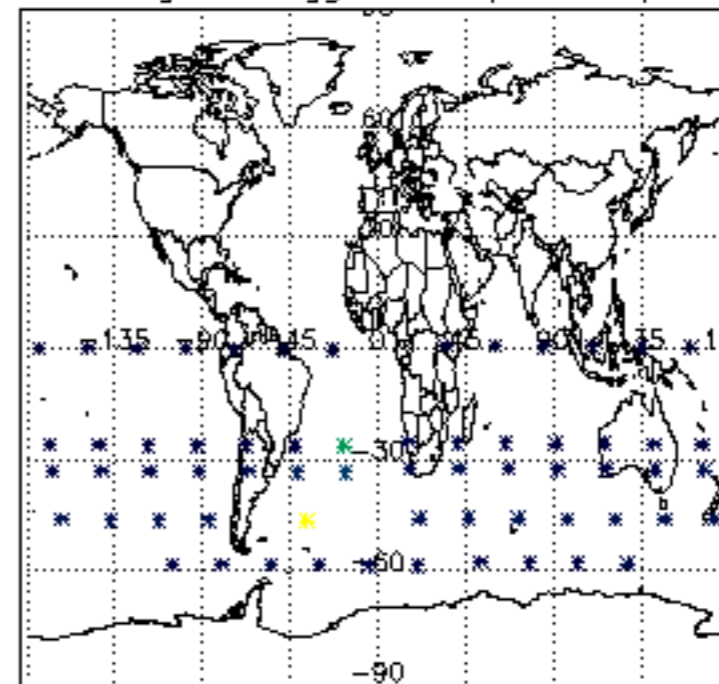
Percentage of flagged data per H2O profile

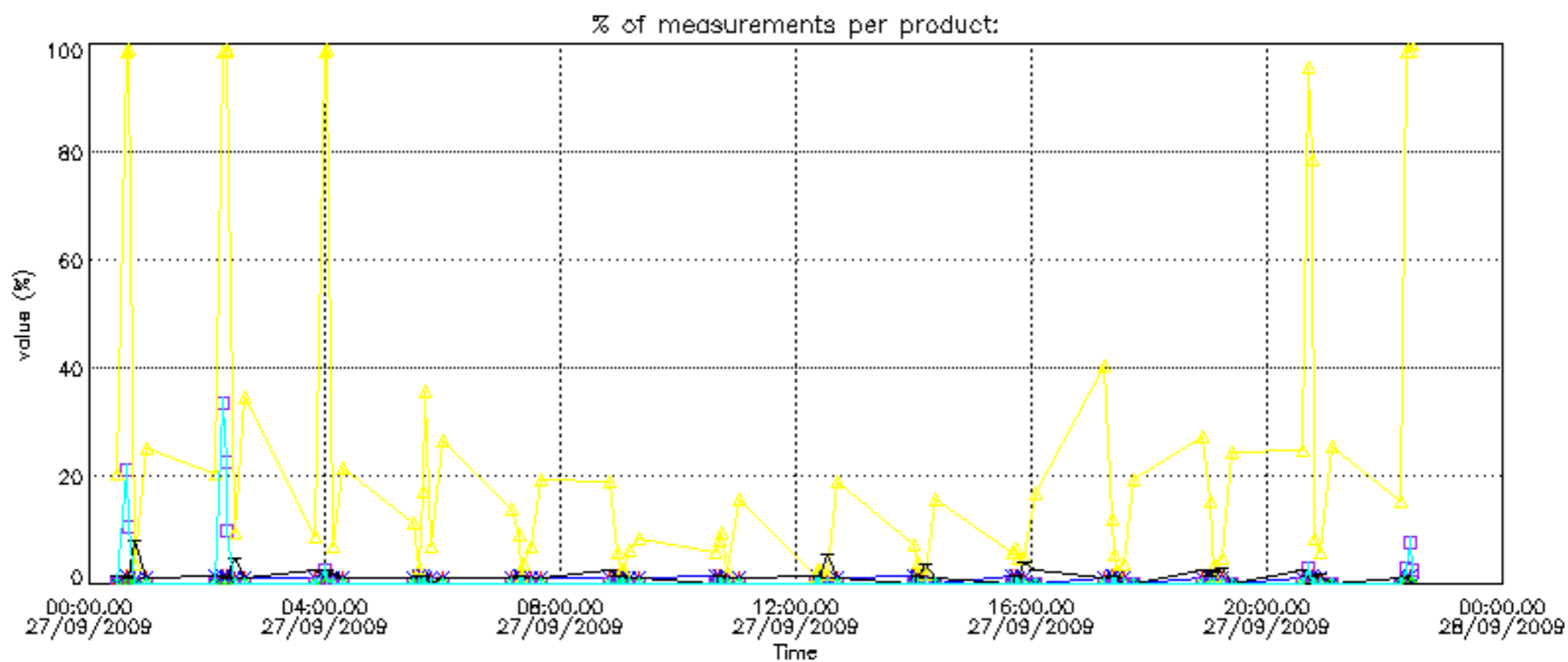


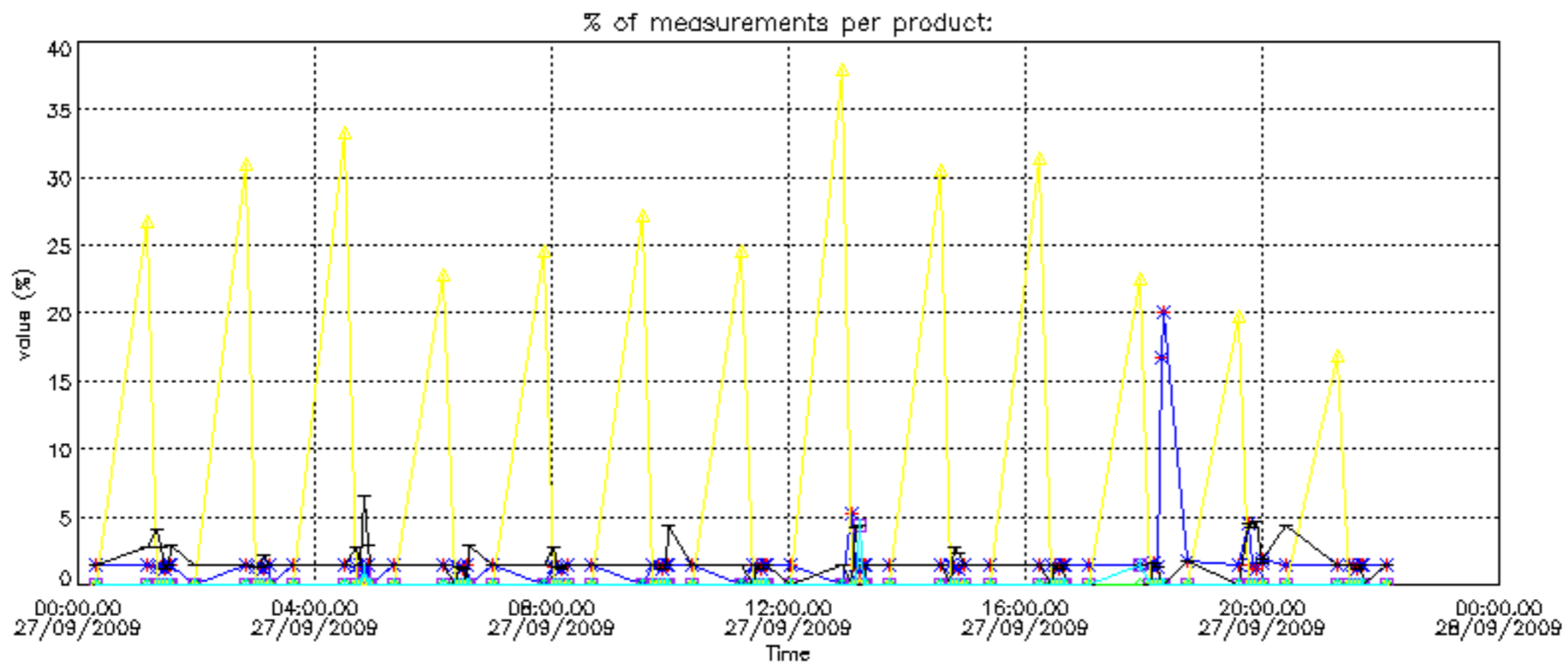
Percentage of flagged data per NO2 profile



Percentage of flagged data per NO3 profile

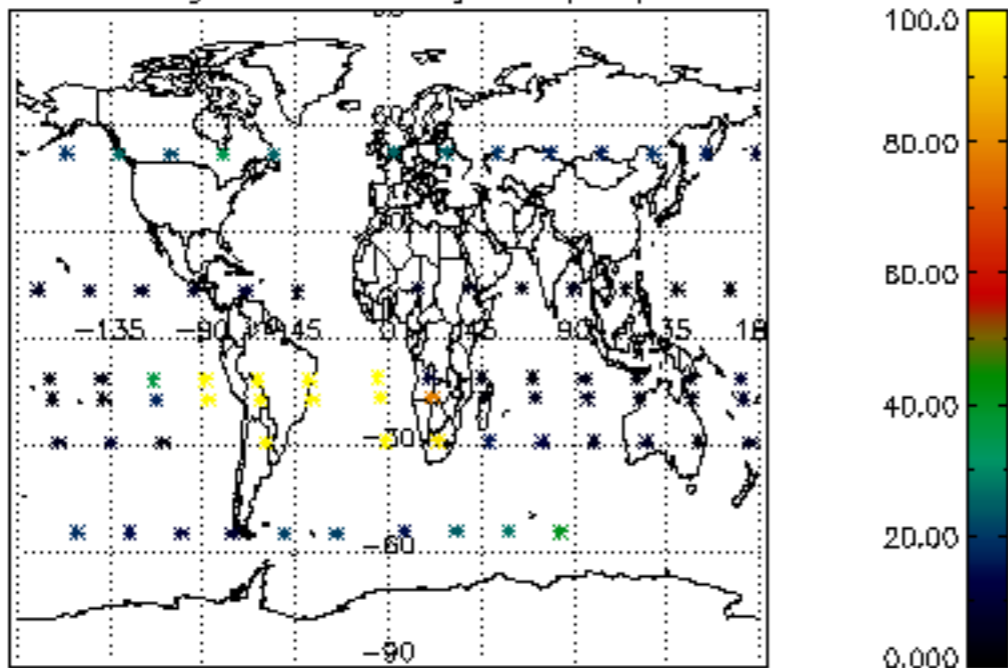




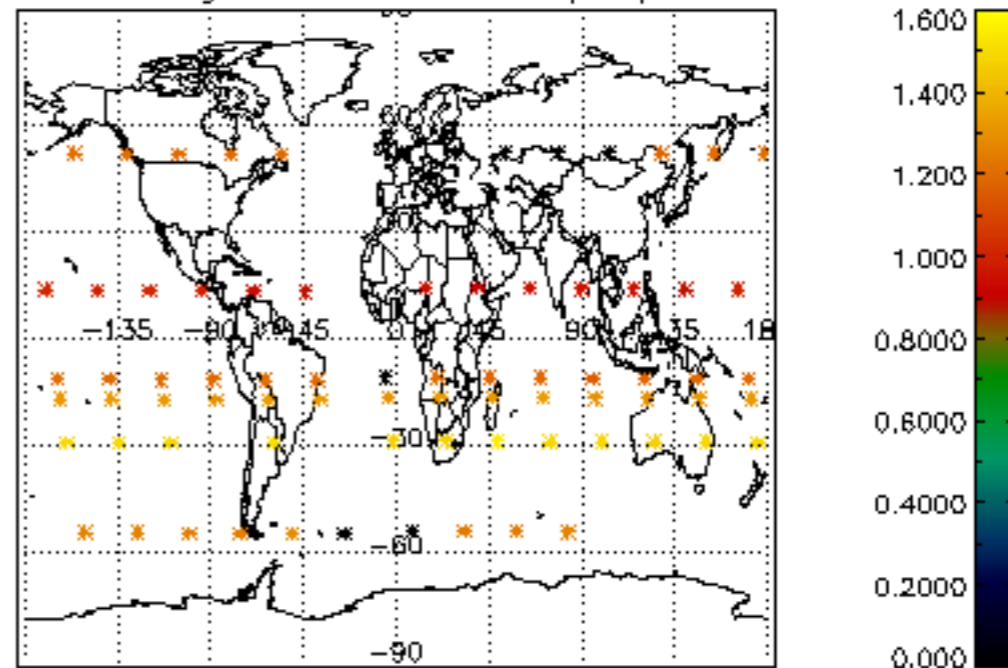




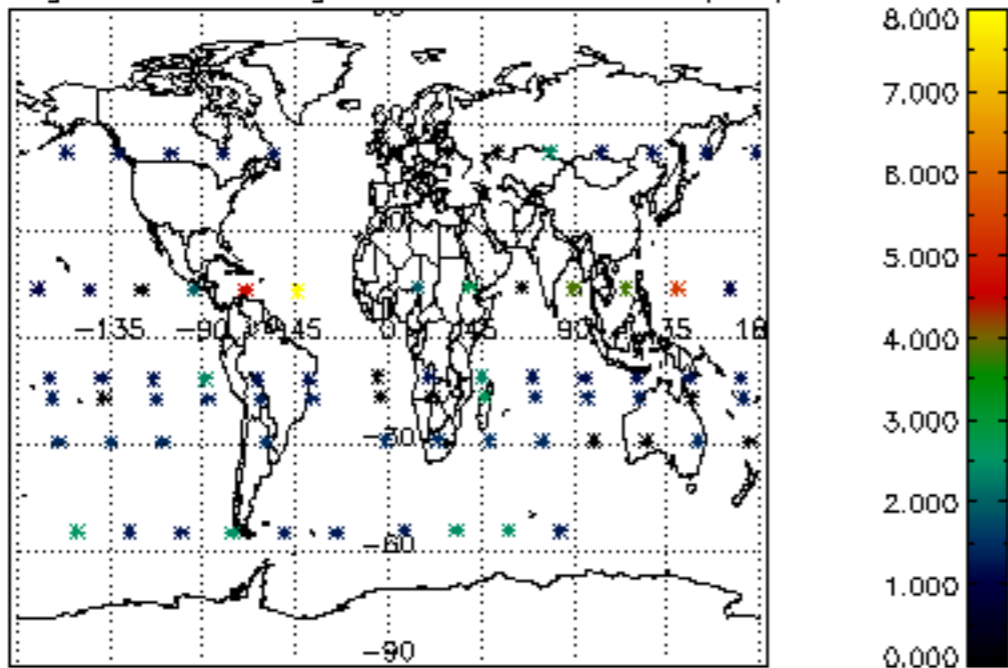
Percentage of cosmic ray hits per profile



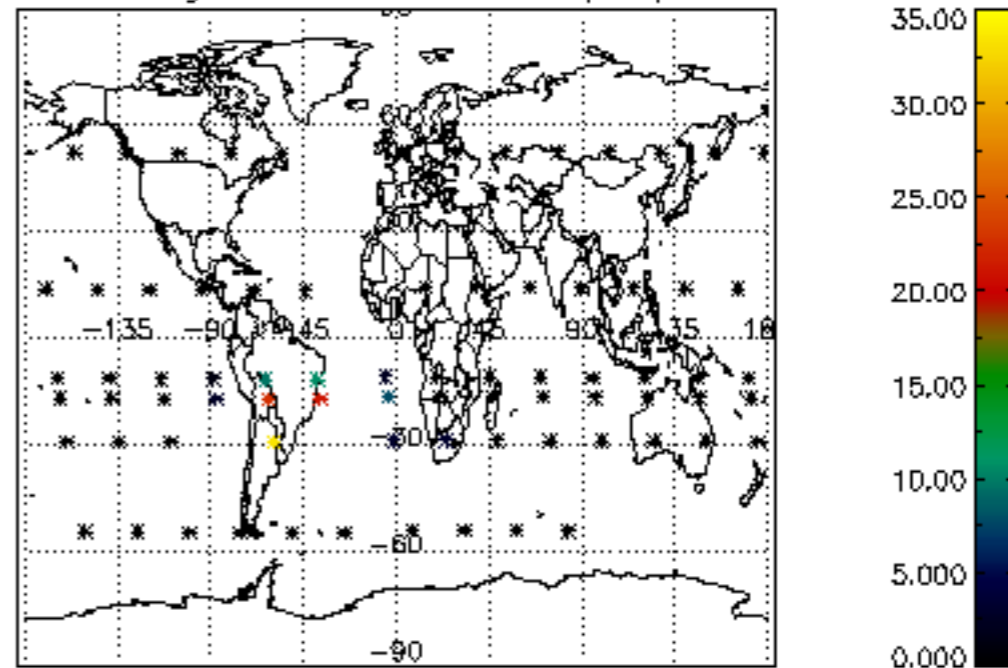
Percentage of datation errors per profile



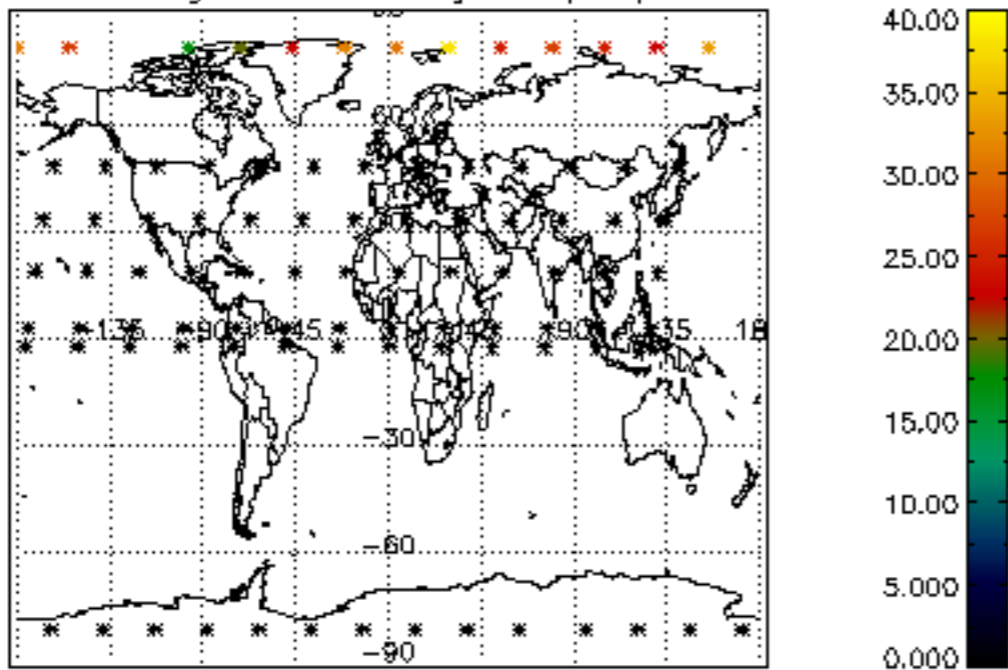
Percentage of star falling outside central band per profile



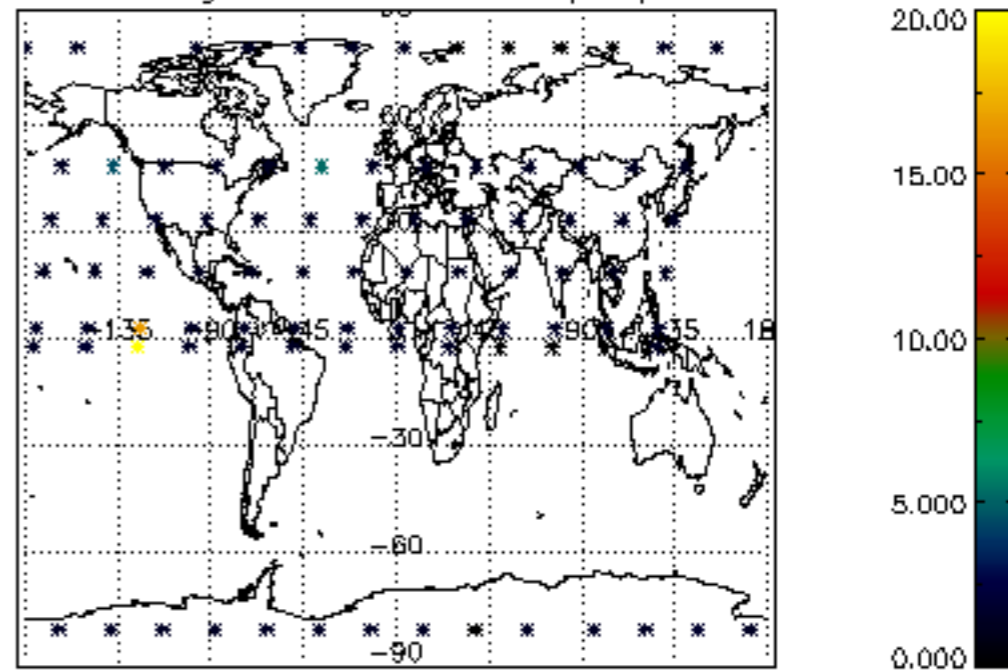
Percentage of saturation errors per profile



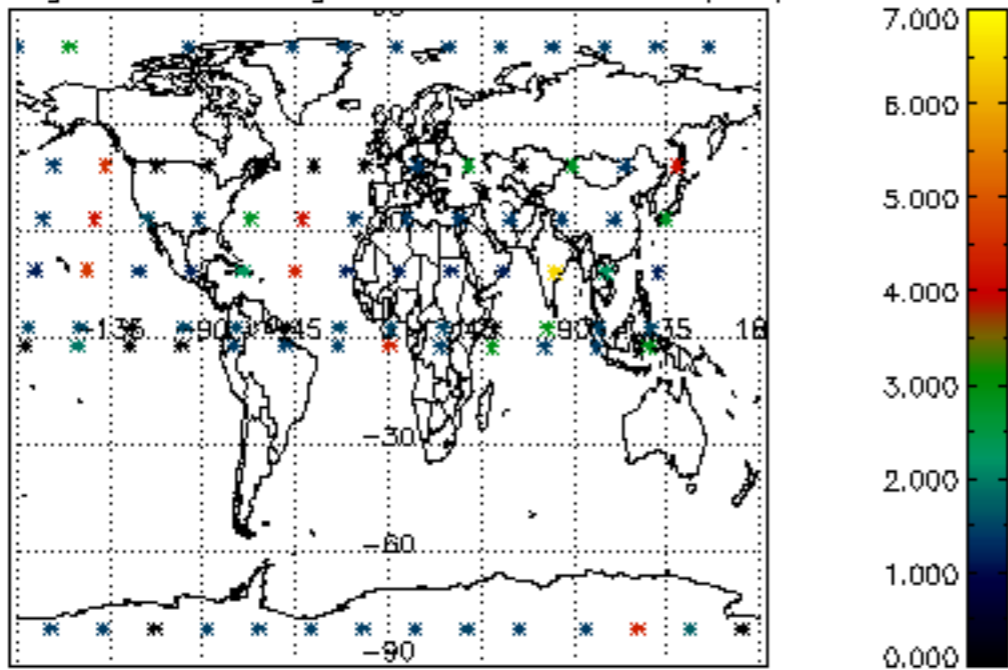
Percentage of cosmic ray hits per profile



Percentage of datation errors per profile



Percentage of star falling outside central band per profile



Percentage of saturation errors per profile

