

GOMOS Level 2 Daily Report

SUMMARY

[1. General Info](#)

[2. Summary of processed GOM_NL_2P products](#)

[3. Level 2 Quality information per product](#)

[3.1 Plot of level 2 quality information per product \(time dependant\)](#)

[3.2 Plot of level 2 quality information per product \(world map\)](#)

[4. Level 1 Quality information per product \(stored on level 2 products\)](#)

[4.1 Plot of level 1 quality information per product \(time dependant\)](#)

[4.1.1 Plot of level 1 quality information per product \(time dependant\): ASCENDING](#)

[4.1.2 Plot of level 1 quality information per product \(time dependant\): DESCENDING](#)

[4.2 Plot of level 1 quality information per product \(world map\)](#)

[4.2.1 Plot of level 1 quality information per product \(world map\): ASCENDING](#)

[4.2.2 Plot of level 1 quality information per product \(world map\): DESCENDING](#)

[5. Ozone profiles based on quality statistics and other trace gas profiles](#)

[5.1 Ozone statistics based on quality of products](#)

[5.2 Plot ozone profiles for all STD \(dark without errors\)](#)

[5.3 Plot ozone profiles where STD < 20% \(dark without errors\)](#)

[5.4. Plot ozone profiles where STD < 10% \(dark without errors\)](#)

[5.5. Plot ozone profiles where STD < 5% \(dark without errors\)](#)

[5.6 Plot NO2 profiles for all STD \(dark without errors\)](#)

[5.7 Plot NO3 profiles for all STD \(dark without errors\)](#)

[5.8 Plot H2O profiles \(only for occultations of stars 1,2,3,4,13,14,16,26,63 dark without errors\) for all STD](#)

[6. Auxiliary Data Files used for the production reported in section 2](#)

This report presents the daily analysis on parameters extracted from GOMOS level 2 data (GOM_NL__2P). It is intended to monitor some important parameters that will impact the quality of these products. A list of level 2 products (and content) that have arrived during the reporting day to the PCF is also given.

Item	Value
Time of report generation	26APR2013 12:57:01
Data source version	GOMOS/6.01
Start time of products	26-09-2009 (26SEP2009 00:00:00)
Stop time of products	27-09-2009 (27SEP2009 00:00:00)
Store outputs in DB	Yes
Nb of level 2 prods	148
Nb of prods with errors	3

2. Summary of processed GOM_NL__2P products.

Nr	Filename	UTC Start time	Limb	Duration	Star Id	Star Name	Star Mag	Star Temp	Nb Meas	Orbit	Prod. error
1	GOM_NL__2PRFIN20090926_001932_000000522082_00460_39592_9230.N1	26-SEP-2009 00:19:32	Bright	52.000	53	43Bet And	2.0480	3300.0	104	39592	No
2	GOM_NL__2PRFIN20090926_002347_000000362082_00460_39592_9231.N1	26-SEP-2009 00:23:47	Bright	36.000	74	11Bet Cas	2.2680	6600.0	72	39592	No
3	GOM_NL__2PRFIN20090926_002517_000000372082_00460_39592_9232.N1	26-SEP-2009 00:25:17	Bright	37.000	76	27Gam Cas	2.3000	30000.	74	39592	No
4	GOM_NL__2PRFIN20090926_004919_000000342082_00460_39592_9233.N1	26-SEP-2009 00:49:19	Twilight	33.500	24	66Alp Gem	1.5800	10200.	67	39592	No
5	GOM_NL__2PRFIN20090926_005914_000000432082_00460_39592_9234.N1	26-SEP-2009 00:59:14	Dark	42.500	8	10Alp CMi	0.40000	6500.0	85	39592	No
6	GOM_NL__2PRFIN20090926_010952_000000392082_00460_39592_9235.N1	26-SEP-2009 01:09:52	Dark	39.000	1	9Alp CMA	-1.4400	11000.	78	39592	No
7	GOM_NL__2PRFIN20090926_011812_000000552082_00461_39593_9244.N1	26-SEP-2009 01:18:12	Dark	55.000	108	Alp Col	2.6520	15200.	110	39593	No
8	GOM_NL__2PRFIN20090926_012911_000000462082_00461_39593_9245.N1	26-SEP-2009 01:29:11	Straylight	45.500	157	The1Eri	2.9060	9300.0	91	39593	No
9	GOM_NL__2PRFIN20090926_014039_000000382082_00461_39593_9246.N1	26-SEP-2009 01:40:39	Twilight	38.000	52	16Bet Cet	2.0370	4500.0	76	39593	No
10	GOM_NL__2PRFIN20090926_015135_000000392082_00461_39593_9247.N1	26-SEP-2009 01:51:35	Bright	38.500	140	88Gam Peg	2.8340	26000.	77	39593	No
11	GOM_NL__2PRFIN20090926_015550_000000252082_00461_39593_9248.N1	26-SEP-2009 01:55:50	Twilight	25.000	58	21Alp And	2.0730	11000.	50	39593	No
12	GOM_NL__2PRFIN20090926_020007_000000522082_00461_39593_9249.N1	26-SEP-2009 02:00:07	Bright	51.500	53	43Bet And	2.0480	3300.0	103	39593	No
13	GOM_NL__2PRFIN20090926_020423_000000232082_00461_39593_9250.N1	26-SEP-2009 02:04:23	Twilight	23.000	74	11Bet Cas	2.2680	6600.0	46	39593	No
14	GOM_NL__2PRFIN20090926_020553_000000232082_00461_39593_9251.N1	26-SEP-2009 02:05:53	Twilight	22.500	76	27Gam Cas	2.3000	30000.	45	39593	No
15	GOM_NL__2PRFIN20090926_022954_000000372082_00461_39593_9252.N1	26-SEP-2009 02:29:54	Bright	37.000	24	66Alp Gem	1.5800	10200.	74	39593	No
16	GOM_NL__2PRFIN20090926_023950_000000412082_00461_39593_9253.N1	26-SEP-2009 02:39:50	Dark	41.000	8	10Alp CMi	0.40000	6500.0	82	39593	No
17	GOM_NL__2PRFIN20090926_025029_000000392082_00461_39593_9254.N1	26-SEP-2009 02:50:29	Dark	39.000	1	9Alp CMA	-1.4400	11000.	78	39593	No
18	GOM_NL__2PRFIN20090926_025155_000000462082_00461_39593_9255.N1	26-SEP-2009 02:51:55	Dark	46.000	23	21Eps CMA	1.5020	26000.	92	39593	No
19	GOM_NL__2PRFIN20090926_025849_000000552082_00462_39594_9291.N1	26-SEP-2009 02:58:49	Dark	54.500	108	Alp Col	2.6520	15200.	109	39594	No
20	GOM_NL__2PRFIN20090926_030948_000000462082_00462_39594_9292.N1	26-SEP-2009 03:09:48	Straylight	45.500	157	The1Eri	2.9060	9300.0	91	39594	No
21	GOM_NL__2PRFIN20090926_032115_000000392082_00462_39594_9293.N1	26-SEP-2009 03:21:15	Twilight	38.500	52	16Bet Cet	2.0370	4500.0	77	39594	No
22	GOM_NL__2PRFIN20090926_033211_000000392082_00462_39594_9294.N1	26-SEP-2009 03:32:11	Bright	39.000	140	88Gam Peg	2.8340	26000.	78	39594	No
23	GOM_NL__2PRFIN20090926_033626_000000392082_00462_39594_9295.N1	26-SEP-2009 03:36:26	Bright	39.000	58	21Alp And	2.0730	11000.	78	39594	No
24	GOM_NL__2PRFIN20090926_034042_000000742082_00462_39594_9296.N1	26-SEP-2009 03:40:42	Bright	74.000	53	43Bet And	2.0480	3300.0	148	39594	No
25	GOM_NL__2PRFIN20090926_034458_00000012082_00462_39594_9297.N1	26-SEP-2009 03:44:58	Dark	1.0000	74	11Bet Cas	2.2680	6600.0	2	39594	Yes
26	GOM_NL__2PRFIN20090926_034629_000000172082_00462_39594_9298.N1	26-SEP-2009 03:46:29	Twilight	16.500	76	27Gam Cas	2.3000	30000.	33	39594	No
27	GOM_NL__2PRFIN20090926_041031_000000112082_00462_39594_9299.N1	26-SEP-2009 04:10:31	Straylight	11.000	24	66Alp Gem	1.5800	10200.	22	39594	No
28	GOM_NL__2PRFIN20090926_042027_000000162082_00462_39594_9300.N1	26-SEP-2009 04:20:27	Dark	16.000	8	10Alp CMi	0.40000	6500.0	32	39594	No
29	GOM_NL__2PRFIN20090926_043107_000000332082_00462_39594_9301.N1	26-SEP-2009 04:31:07	Dark	33.000	1	9Alp CMA	-1.4400	11000.	66	39594	No
30	GOM_NL__2PRFIN20090926_043233_000000462082_00462_39594_9302.N1	26-SEP-2009 04:32:33	Dark	45.500	23	21Eps CMA	1.5020	26000.	91	39594	No
31	GOM_NL__2PRFIN20090926_043927_000000262082_00463_39595_9305.N1	26-SEP-2009 04:39:27	Dark	25.500	108	Alp Col	2.6520	15200.	51	39595	No
32	GOM_NL__2PRFIN20090926_045025_000000452082_00463_39595_9306.N1	26-SEP-2009 04:50:25	Straylight	44.500	157	The1Eri	2.9060	9300.0	89	39595	No
33	GOM_NL__2PRFIN20090926_050152_000000362082_00463_39595_9307.N1	26-SEP-2009 05:01:52	Twilight	35.500	52	16Bet Cet	2.0370	4500.0	71	39595	No
34	GOM_NL__2PRFIN20090926_051247_000000372082_00463_39595_9308.N1	26-SEP-2009 05:12:47	Bright	36.500	140	88Gam Peg	2.8340	26000.	73	39595	No
35	GOM_NL__2PRFIN20090926_051702_000000372082_00463_39595_9309.N1	26-SEP-2009 05:17:02	Bright	36.500	58	21Alp And	2.0730	11000.	73	39595	No
36	GOM_NL__2PRFIN20090926_052117_000000442082_00463_39595_9310.N1	26-SEP-2009 05:21:17	Bright	44.000	53	43Bet And	2.0480	3300.0	88	39595	No
37	GOM_NL__2PRFIN20090926_052534_000000342082_00463_39595_9311.N1	26-SEP-2009 05:25:34	Bright	33.500	74	11Bet Cas	2.2680	6600.0	67	39595	No
38	GOM_NL__2PRFIN20090926_052704_000000352082_00463_39595_9312.N1	26-SEP-2009 05:27:04	Bright	34.500	76	27Gam Cas	2.3000	30000.	69	39595	No
39	GOM_NL__2PRFIN20090926_055106_000000342082_00463_39595_9313.N1	26-SEP-2009 05:51:06	Twilight	33.500	24	66Alp Gem	1.5800	10200.	67	39595	No
40	GOM_NL__2PRFIN20090926_060104_000000392082_00463_39595_9314.N1	26-SEP-2009 06:01:04	Dark	38.500	8	10Alp CMi	0.40000	6500.0	77	39595	No
41	GOM_NL__2PRFIN20090926_061145_000000332082_00463_39595_9315.N1	26-SEP-2009 06:11:45	Dark	33.000	1	9Alp CMA	-1.4400	11000.	66	39595	No
42	GOM_NL__2PRFIN20090926_061310_000000422082_00463_39595_9316.N1	26-SEP-2009 06:13:10	Dark	41.500	23	21Eps CMA	1.5020	26000.	83	39595	No

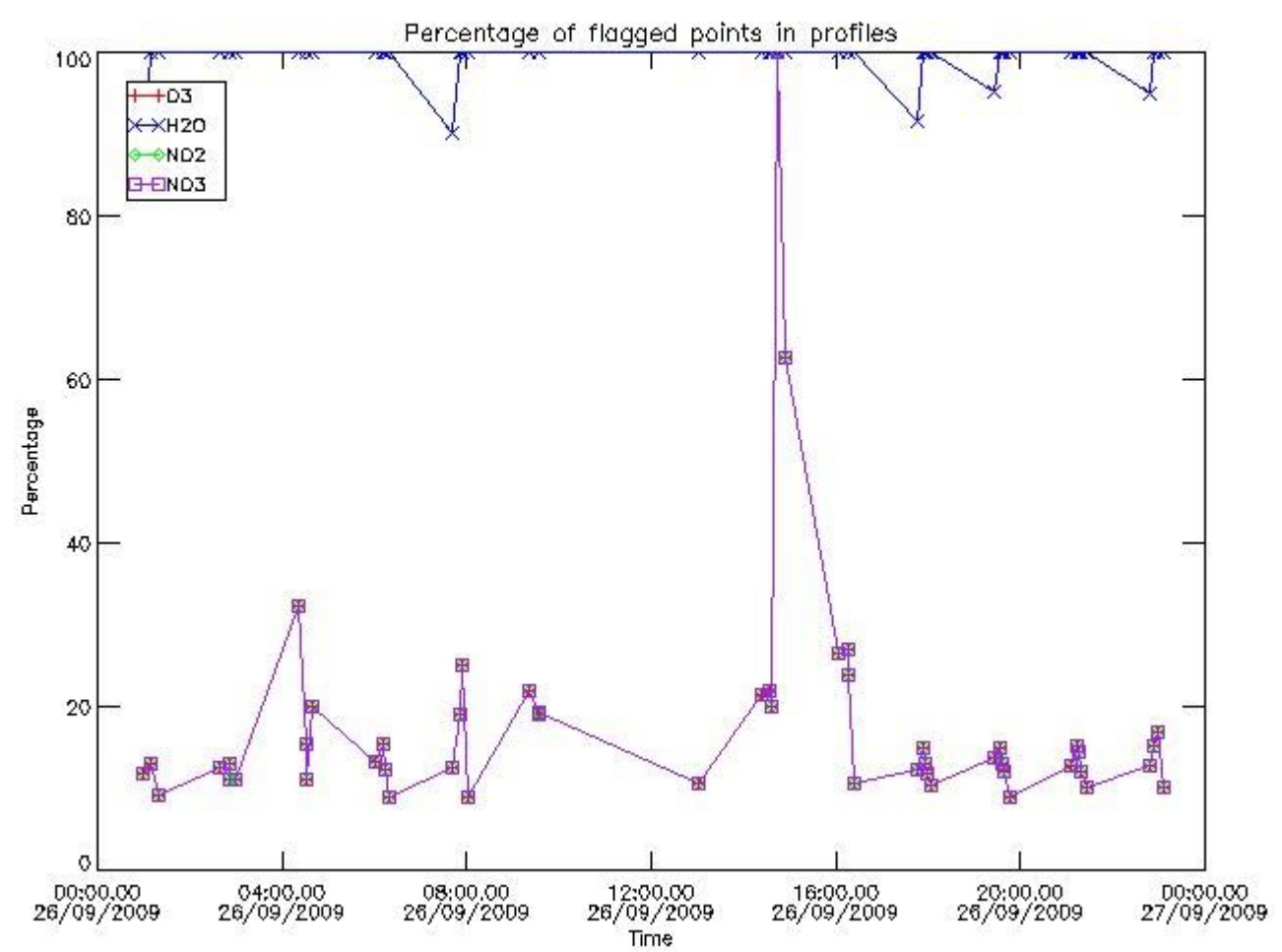
43	GOM_NL__2PRFIN20090926_062004_000000572082_00464_39596_9319.N1	26-SEP-2009 06:20:04	Dark	57.000	108	Alp Col	2.6520	15200.	114	39596	No
44	GOM_NL__2PRFIN20090926_063102_00000022082_00464_39596_9320.N1	26-SEP-2009 06:31:02	Dark	1.5000	157	The1Eri	2.9060	9300.0	3	39596	Yes
45	GOM_NL__2PRFIN20090926_064227_000000392082_00464_39596_9321.N1	26-SEP-2009 06:42:27	Twl_and_stray	38.500	52	16Bet Cet	2.0370	4500.0	77	39596	No
46	GOM_NL__2PRFIN20090926_065322_000000402082_00464_39596_9322.N1	26-SEP-2009 06:53:22	Bright	40.000	140	88Gam Peg	2.8340	26000.	80	39596	No
47	GOM_NL__2PRFIN20090926_065737_000000402082_00464_39596_9323.N1	26-SEP-2009 06:57:37	Bright	39.500	58	21Alp And	2.0730	11000.	79	39596	No
48	GOM_NL__2PRFIN20090926_070152_000000512082_00464_39596_9324.N1	26-SEP-2009 07:01:52	Bright	50.500	53	43Bet And	2.0480	3300.0	101	39596	No
49	GOM_NL__2PRFIN20090926_070610_000000262082_00464_39596_9325.N1	26-SEP-2009 07:06:10	Twl_and_stray	26.000	74	11Bet Cas	2.2680	6600.0	52	39596	No
50	GOM_NL__2PRFIN20090926_070739_000000372082_00464_39596_9326.N1	26-SEP-2009 07:07:39	Bright	37.000	76	27Gam Cas	2.3000	30000.	74	39596	No
51	GOM_NL__2PRFIN20090926_073304_000000362082_00464_39596_9327.N1	26-SEP-2009 07:33:04	Bright	35.500	17	78Bet Gem	1.1610	4500.0	71	39596	No
52	GOM_NL__2PRFIN20090926_074141_000000412082_00464_39596_9328.N1	26-SEP-2009 07:41:41	Dark	40.500	8	10Alp CMi	0.40000	6500.0	81	39596	No
53	GOM_NL__2PRFIN20090926_075222_000000272082_00464_39596_9329.N1	26-SEP-2009 07:52:22	Dark	27.000	1	9Alp CMa	-1.4400	11000.	54	39596	No
54	GOM_NL__2PRFIN20090926_075346_000000212082_00464_39596_9330.N1	26-SEP-2009 07:53:46	Dark	20.500	23	21Eps CMa	1.5020	26000.	41	39596	No
55	GOM_NL__2PRFIN20090926_080041_000000572082_00465_39597_9333.N1	26-SEP-2009 08:00:41	Dark	57.000	108	Alp Col	2.6520	15200.	114	39597	No
56	GOM_NL__2PRFIN20090926_081139_000000432082_00465_39597_9334.N1	26-SEP-2009 08:11:39	Straylight	43.000	157	The1Eri	2.9060	9300.0	86	39597	No
57	GOM_NL__2PRFIN20090926_082304_000000372082_00465_39597_9335.N1	26-SEP-2009 08:23:04	Twl_and_stray	37.000	52	16Bet Cet	2.0370	4500.0	74	39597	No
58	GOM_NL__2PRFIN20090926_083357_000000262082_00465_39597_9336.N1	26-SEP-2009 08:33:57	Twl_and_stray	26.000	140	88Gam Peg	2.8340	26000.	52	39597	No
59	GOM_NL__2PRFIN20090926_083812_000000252082_00465_39597_9337.N1	26-SEP-2009 08:38:12	Twl_and_stray	25.000	58	21Alp And	2.0730	11000.	50	39597	No
60	GOM_NL__2PRFIN20090926_084227_000000302082_00465_39597_9338.N1	26-SEP-2009 08:42:27	Twl_and_stray	30.000	53	43Bet And	2.0480	3300.0	60	39597	No
61	GOM_NL__2PRFIN20090926_084645_00000022082_00465_39597_9339.N1	26-SEP-2009 08:46:45	Straylight	2.0000	74	11Bet Cas	2.2680	6600.0	4	39597	No
62	GOM_NL__2PRFIN20090926_084814_000000242082_00465_39597_9340.N1	26-SEP-2009 08:48:14	Twl_and_stray	23.500	76	27Gam Cas	2.3000	30000.	47	39597	No
63	GOM_NL__2PRFIN20090926_091340_000000192082_00465_39597_9341.N1	26-SEP-2009 09:13:40	Twl_and_stray	19.000	17	78Bet Gem	1.1610	4500.0	38	39597	No
64	GOM_NL__2PRFIN20090926_092218_000000242082_00465_39597_9342.N1	26-SEP-2009 09:22:18	Dark	23.500	8	10Alp CMi	0.40000	6500.0	47	39597	No
65	GOM_NL__2PRFIN20090926_093259_000000272082_00465_39597_9343.N1	26-SEP-2009 09:32:59	Dark	27.000	1	9Alp CMa	-1.4400	11000.	54	39597	No
66	GOM_NL__2PRFIN20090926_093424_000000262082_00465_39597_9344.N1	26-SEP-2009 09:34:24	Dark	26.000	23	21Eps CMa	1.5020	26000.	52	39597	No
67	GOM_NL__2PRFIN20090926_130234_000000492082_00468_39600_9373.N1	26-SEP-2009 13:02:34	Dark	48.500	108	Alp Col	2.6520	15200.	97	39600	No
68	GOM_NL__2PRFIN20090926_132453_000000232082_00468_39600_9375.N1	26-SEP-2009 13:24:53	Twl_and_stray	22.500	52	16Bet Cet	2.0370	4500.0	45	39600	No
69	GOM_NL__2PRFIN20090926_133545_00000022082_00468_39600_9376.N1	26-SEP-2009 13:35:45	Straylight	2.0000	140	88Gam Peg	2.8340	26000.	4	39600	No
70	GOM_NL__2PRFIN20090926_133959_000000032082_00468_39600_9377.N1	26-SEP-2009 13:39:59	Straylight	2.5000	58	21Alp And	2.0730	11000.	5	39600	No
71	GOM_NL__2PRFIN20090926_134412_000000302082_00468_39600_9378.N1	26-SEP-2009 13:44:12	Twl_and_stray	30.000	53	43Bet And	2.0480	3300.0	60	39600	No
72	GOM_NL__2PRFIN20090926_134832_00000022082_00468_39600_9379.N1	26-SEP-2009 13:48:32	Dark	1.5000	74	11Bet Cas	2.2680	6600.0	3	39600	Yes
73	GOM_NL__2PRFIN20090926_135002_000000222082_00468_39600_9380.N1	26-SEP-2009 13:50:02	Twl_and_stray	21.500	76	27Gam Cas	2.3000	30000.	43	39600	No
74	GOM_NL__2PRFIN20090926_141528_000000192082_00468_39600_9381.N1	26-SEP-2009 14:15:28	Twl_and_stray	19.000	17	78Bet Gem	1.1610	4500.0	38	39600	No
75	GOM_NL__2PRFIN20090926_142340_000000242082_00468_39600_9382.N1	26-SEP-2009 14:23:40	Dark	24.000	153	3Bet CMi	2.8940	13100.	48	39600	No
76	GOM_NL__2PRFIN20090926_143444_000000242082_00468_39600_9383.N1	26-SEP-2009 14:34:44	Dark	23.500	88	31Eta CMa	2.4480	20000.	47	39600	No
77	GOM_NL__2PRFIN20090926_143616_000000262082_00468_39600_9384.N1	26-SEP-2009 14:36:16	Dark	25.500	23	21Eps CMa	1.5020	26000.	51	39600	No
78	GOM_NL__2PRFIN20090926_144311_000000032082_00469_39601_9384.N1	26-SEP-2009 14:43:11	Dark	3.0000	108	Alp Col	2.6520	15200.	6	39601	No
79	GOM_NL__2PRFIN20090926_145405_000000082082_00469_39601_9385.N1	26-SEP-2009 14:54:05	Dark	8.0000	157	The1Eri	2.9060	9300.0	16	39601	No
80	GOM_NL__2PRFIN20090926_150527_000000382082_00469_39601_9386.N1	26-SEP-2009 15:05:27	Twl_and_stray	37.500	52	16Bet Cet	2.0370	4500.0	75	39601	No
81	GOM_NL__2PRFIN20090926_151621_000000392082_00469_39601_9387.N1	26-SEP-2009 15:16:21	Bright	38.500	140	88Gam Peg	2.8340	26000.	77	39601	No
82	GOM_NL__2PRFIN20090926_152035_000000392082_00469_39601_9388.N1	26-SEP-2009 15:20:35	Bright	38.500	58	21Alp And	2.0730	11000.	77	39601	No
83	GOM_NL__2PRFIN20090926_152447_000000472082_00469_39601_9389.N1	26-SEP-2009 15:24:47	Bright	46.500	53	43Bet And	2.0480	3300.0	93	39601	No
84	GOM_NL__2PRFIN20090926_152909_000000182082_00469_39601_9390.N1	26-SEP-2009 15:29:09	Twl_and_stray	18.000	74	11Bet Cas	2.2680	6600.0	36	39601	No
85	GOM_NL__2PRFIN20090926_153038_000000182082_00469_39601_9391.N1	26-SEP-2009 15:30:38	Twl_and_stray	17.500	76	27Gam Cas	2.3000	30000.	35	39601	No
86	GOM_NL__2PRFIN20090926_155605_000000142082_00469_39601_9392.N1	26-SEP-2009 15:56:05	Twl_and_stray	14.000	17	78Bet Gem	1.1610	4500.0	28	39601	No
87	GOM_NL__2PRFIN20090926_160417_000000202082_00469_39601_9393.N1	26-SEP-2009 16:04:17	Dark	19.500	153	3Bet CMi	2.8940	13100.	39	39601	No
88	GOM_NL__2PRFIN20090926_161521_000000192082_00469_39601_9394.N1	26-SEP-2009 16:15:21	Dark	19.000	88	31Eta CMa	2.4480	20000.	38	39601	No
89	GOM_NL__2PRFIN20090926_161652_000000222082_00469_39601_9395.N1	26-SEP-2009 16:16:52	Dark	21.500	23	21Eps CMa	1.5020	26000.	43	39601	No
90	GOM_NL__2PRFIN20090926_162349_000000532082_00470_39602_9401.N1	26-SEP-2009 16:23:49	Dark	52.500	108	Alp Col	2.6520	15200.	105	39602	No
91	GOM_NL__2PRFIN20090926_163442_000000432082_00470_39602_9402.N1	26-SEP-2009 16:34:42	Straylight	43.000	157	The1Eri	2.9060	9300.0	86	39602	No
92	GOM_NL__2PRFIN20090926_164604_000000382082_00470_39602_9403.N1	26-SEP-2009 16:46:04	Twl_and_stray	37.500	52	16Bet Cet	2.0370	4500.0	75	39602	No
93	GOM_NL__2PRFIN20090926_165656_000000382082_00470_39602_9404.N1	26-SEP-2009 16:56:56	Bright	38.000	140	88Gam Peg	2.8340	26000.	76	39602	No
94	GOM_NL__2PRFIN20090926_170110_000000382082_00470_39602_9405.N1	26-SEP-2009 17:01:10	Bright	38.000	58	21Alp And	2.0730	11000.	76	39602	No
95	GOM_NL__2PRFIN20090926_170522_000000202082_00470_39602_9406.N1	26-SEP-2009 17:05:22	Twl_and_stray	19.500	53	43Bet And	2.0480	3300.0	39	39602	No
96	GOM_NL__2PRFIN20090926_170943_000000142082_00470_39602_9407.N1	26-SEP-2009 17:09:43	Twl_and_stray	14.000	74	11Bet Cas	2.2680	6600.0	28	39602	No
97	GOM_NL__2PRFIN20090926_171112_000000362082_00470_39602_9408.N1	26-SEP-2009 17:11:12	Bright	36.000	76	27Gam Cas	2.3000	30000.	72	39602	No
98	GOM_NL__2PRFIN20090926_173518_000000362082_00470_39602_9409.N1	26-SEP-2009 17:35:18	Bright	36.000	24	66Alp Gem	1.5800	10200.	72	39602	No
99	GOM_NL__2PRFIN20090926_174521_000000422082_00470_39602_9410.N1	26-SEP-2009 17:45:21	Dark	41.500	8	10Alp CMi	0.40000	6500.0	83	39602	No
100	GOM_NL__2PRFIN20090926_175235_000000342082_00470_39602_9411.N1	26-SEP-2009 17:52:35	Dark	34.000	132	15Rho Pup	2.8030	6900.0	68	39602	No
101	GOM_NL__2PRFIN20090926_175557_000000392082_00470_39602_9412.N1	26-SEP-2009 17:55:57	Dark	39.000	88	31Eta CMa	2.4480	20000.	78	39602	No

102	GOM_NL__2PRFIN20090926_175729_000000432082_00470_39602_9413.N1	26-SEP-2009 17:57:29	Dark	43.000	23	21Eps CMa	1.5020	26000.	86	39602	No
103	GOM_NL__2PRFIN20090926_180426_000000542082_00471_39603_9415.N1	26-SEP-2009 18:04:26	Dark	53.500	108	Alp Col	2.6520	15200.	107	39603	No
104	GOM_NL__2PRFIN20090926_181519_000000432082_00471_39603_9416.N1	26-SEP-2009 18:15:19	Straylight	42.500	157	The1Eri	2.9060	9300.0	85	39603	No
105	GOM_NL__2PRFIN20090926_182640_000000372082_00471_39603_9417.N1	26-SEP-2009 18:26:40	Tw_i_and_stray	36.500	52	16Bet Cet	2.0370	4500.0	73	39603	No
106	GOM_NL__2PRFIN20090926_183732_000000382082_00471_39603_9418.N1	26-SEP-2009 18:37:32	Bright	37.500	140	88Gam Peg	2.8340	26000.	75	39603	No
107	GOM_NL__2PRFIN20090926_184146_000000382082_00471_39603_9419.N1	26-SEP-2009 18:41:46	Bright	37.500	58	21Alp And	2.0730	11000.	75	39603	No
108	GOM_NL__2PRFIN20090926_184558_000000452082_00471_39603_9420.N1	26-SEP-2009 18:45:58	Bright	45.000	53	43Bet And	2.0480	3300.0	90	39603	No
109	GOM_NL__2PRFIN20090926_185019_000000352082_00471_39603_9421.N1	26-SEP-2009 18:50:19	Bright	34.500	74	11Bet Cas	2.2680	6600.0	69	39603	No
110	GOM_NL__2PRFIN20090926_185147_000000362082_00471_39603_9422.N1	26-SEP-2009 18:51:47	Bright	36.000	76	27Gam Cas	2.3000	30000.	72	39603	No
111	GOM_NL__2PRFIN20090926_191554_000000362082_00471_39603_9423.N1	26-SEP-2009 19:15:54	Bright	35.500	24	66Alp Gem	1.5800	10200.	71	39603	No
112	GOM_NL__2PRFIN20090926_192558_000000412082_00471_39603_9424.N1	26-SEP-2009 19:25:58	Dark	41.000	8	10Alp CMi	0.40000	6500.0	82	39603	No
113	GOM_NL__2PRFIN20090926_193311_000000342082_00471_39603_9425.N1	26-SEP-2009 19:33:11	Dark	34.000	132	15Rho Pup	2.8030	6900.0	68	39603	No
114	GOM_NL__2PRFIN20090926_193634_000000392082_00471_39603_9426.N1	26-SEP-2009 19:36:34	Dark	39.000	88	31Eta CMa	2.4480	20000.	78	39603	No
115	GOM_NL__2PRFIN20090926_193806_000000432082_00471_39603_9427.N1	26-SEP-2009 19:38:06	Dark	42.500	23	21Eps CMa	1.5020	26000.	85	39603	No
116	GOM_NL__2PRFIN20090926_194503_000000572082_00472_39604_9429.N1	26-SEP-2009 19:45:03	Dark	57.000	108	Alp Col	2.6520	15200.	114	39604	No
117	GOM_NL__2PRFIN20090926_195556_000000422082_00472_39604_9430.N1	26-SEP-2009 19:55:56	Straylight	42.000	157	The1Eri	2.9060	9300.0	84	39604	No
118	GOM_NL__2PRFIN20090926_200716_000000372082_00472_39604_9431.N1	26-SEP-2009 20:07:16	Tw_i_and_stray	36.500	52	16Bet Cet	2.0370	4500.0	73	39604	No
119	GOM_NL__2PRFIN20090926_201807_000000372082_00472_39604_9432.N1	26-SEP-2009 20:18:07	Bright	37.000	140	88Gam Peg	2.8340	26000.	74	39604	No
120	GOM_NL__2PRFIN20090926_202221_000000382082_00472_39604_9433.N1	26-SEP-2009 20:22:21	Bright	37.500	58	21Alp And	2.0730	11000.	75	39604	No
121	GOM_NL__2PRFIN20090926_202633_000000452082_00472_39604_9434.N1	26-SEP-2009 20:26:33	Bright	44.500	53	43Bet And	2.0480	3300.0	89	39604	No
122	GOM_NL__2PRFIN20090926_203055_000000342082_00472_39604_9435.N1	26-SEP-2009 20:30:55	Bright	34.000	74	11Bet Cas	2.2680	6600.0	68	39604	No
123	GOM_NL__2PRFIN20090926_203223_000000362082_00472_39604_9436.N1	26-SEP-2009 20:32:23	Bright	35.500	76	27Gam Cas	2.3000	30000.	71	39604	No
124	GOM_NL__2PRFIN20090926_205630_000000352082_00472_39604_9437.N1	26-SEP-2009 20:56:30	Tw_i_and_stray	34.500	24	66Alp Gem	1.5800	10200.	69	39604	No
125	GOM_NL__2PRFIN20090926_210635_000000402082_00472_39604_9438.N1	26-SEP-2009 21:06:35	Dark	40.000	8	10Alp CMi	0.40000	6500.0	80	39604	No
126	GOM_NL__2PRFIN20090926_211348_000000342082_00472_39604_9439.N1	26-SEP-2009 21:13:48	Dark	33.500	132	15Rho Pup	2.8030	6900.0	67	39604	No
127	GOM_NL__2PRFIN20090926_211711_000000392082_00472_39604_9440.N1	26-SEP-2009 21:17:11	Dark	38.500	88	31Eta CMa	2.4480	20000.	77	39604	No
128	GOM_NL__2PRFIN20090926_211843_000000422082_00472_39604_9441.N1	26-SEP-2009 21:18:43	Dark	42.000	23	21Eps CMa	1.5020	26000.	84	39604	No
129	GOM_NL__2PRFIN20090926_212541_000000512082_00473_39605_9443.N1	26-SEP-2009 21:25:41	Dark	50.500	108	Alp Col	2.6520	15200.	101	39605	No
130	GOM_NL__2PRFIN20090926_213632_000000422082_00473_39605_9444.N1	26-SEP-2009 21:36:32	Straylight	42.000	157	The1Eri	2.9060	9300.0	84	39605	No
131	GOM_NL__2PRFIN20090926_214752_000000362082_00473_39605_9445.N1	26-SEP-2009 21:47:52	Straylight	36.000	52	16Bet Cet	2.0370	4500.0	72	39605	No
132	GOM_NL__2PRFIN20090926_215843_000000372082_00473_39605_9446.N1	26-SEP-2009 21:58:43	Bright	37.000	140	88Gam Peg	2.8340	26000.	74	39605	No
133	GOM_NL__2PRFIN20090926_220257_000000372082_00473_39605_9447.N1	26-SEP-2009 22:02:57	Bright	37.000	58	21Alp And	2.0730	11000.	74	39605	No
134	GOM_NL__2PRFIN20090926_220708_000000452082_00473_39605_9448.N1	26-SEP-2009 22:07:08	Bright	44.500	53	43Bet And	2.0480	3300.0	89	39605	No
135	GOM_NL__2PRFIN20090926_221130_000000342082_00473_39605_9449.N1	26-SEP-2009 22:11:30	Bright	34.000	74	11Bet Cas	2.2680	6600.0	68	39605	No
136	GOM_NL__2PRFIN20090926_221259_000000362082_00473_39605_9450.N1	26-SEP-2009 22:12:59	Bright	35.500	76	27Gam Cas	2.3000	30000.	71	39605	No
137	GOM_NL__2PRFIN20090926_223707_000000352082_00473_39605_9451.N1	26-SEP-2009 22:37:07	Tw_i_and_stray	34.500	24	66Alp Gem	1.5800	10200.	69	39605	No
138	GOM_NL__2PRFIN20090926_224711_000000402082_00473_39605_9452.N1	26-SEP-2009 22:47:11	Dark	39.500	8	10Alp CMi	0.40000	6500.0	79	39605	No
139	GOM_NL__2PRFIN20090926_225424_000000342082_00473_39605_9453.N1	26-SEP-2009 22:54:24	Dark	33.500	132	15Rho Pup	2.8030	6900.0	67	39605	No
140	GOM_NL__2PRFIN20090926_225920_000000422082_00473_39605_9454.N1	26-SEP-2009 22:59:20	Dark	42.000	23	21Eps CMa	1.5020	26000.	84	39605	No
141	GOM_NL__2PRFIN20090926_230618_000000512082_00474_39606_9476.N1	26-SEP-2009 23:06:18	Dark	50.500	108	Alp Col	2.6520	15200.	101	39606	No
142	GOM_NL__2PRFIN20090926_231709_000000422082_00474_39606_9477.N1	26-SEP-2009 23:17:09	Straylight	42.000	157	The1Eri	2.9060	9300.0	84	39606	No
143	GOM_NL__2PRFIN20090926_232828_000000362082_00474_39606_9478.N1	26-SEP-2009 23:28:28	Straylight	35.500	52	16Bet Cet	2.0370	4500.0	71	39606	No
144	GOM_NL__2PRFIN20090926_233918_000000372082_00474_39606_9479.N1	26-SEP-2009 23:39:18	Bright	37.000	140	88Gam Peg	2.8340	26000.	74	39606	No
145	GOM_NL__2PRFIN20090926_234332_000000372082_00474_39606_9480.N1	26-SEP-2009 23:43:32	Bright	37.000	58	21Alp And	2.0730	11000.	74	39606	No
146	GOM_NL__2PRFIN20090926_234742_000000452082_00474_39606_9481.N1	26-SEP-2009 23:47:42	Bright	44.500	53	43Bet And	2.0480	3300.0	89	39606	No
147	GOM_NL__2PRFIN20090926_235206_000000342082_00474_39606_9482.N1	26-SEP-2009 23:52:06	Bright	34.000	74	11Bet Cas	2.2680	6600.0	68	39606	No
148	GOM_NL__2PRFIN20090926_235334_000000352082_00474_39606_9483.N1	26-SEP-2009 23:53:34	Bright	35.000	76	27Gam Cas	2.3000	30000.	70	39606	No

3. Quality information per product

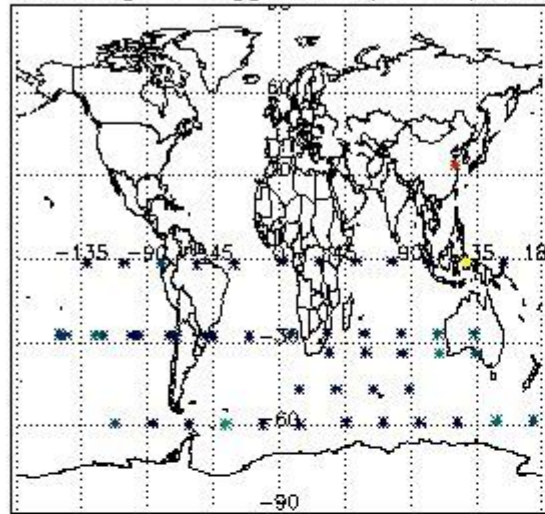
In this section it is plotted some information contained in the Quality Summary data set of the level 2 products. Only products in dark limb conditions and without errors (error flag in the MPH set to "0") are used.

3.1 Plot quality information per product (time dependant)

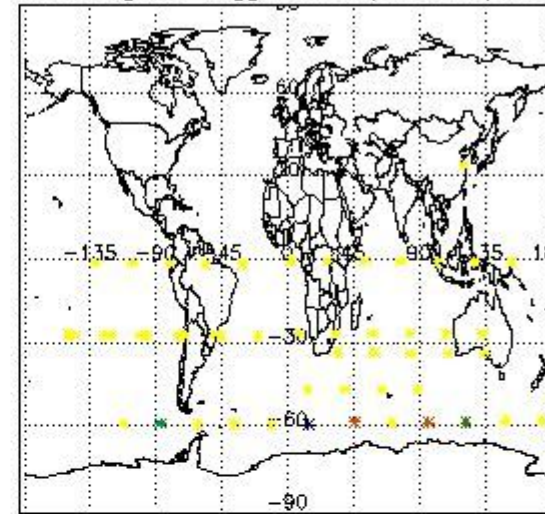


3.2 Plot quality information per product (world map)


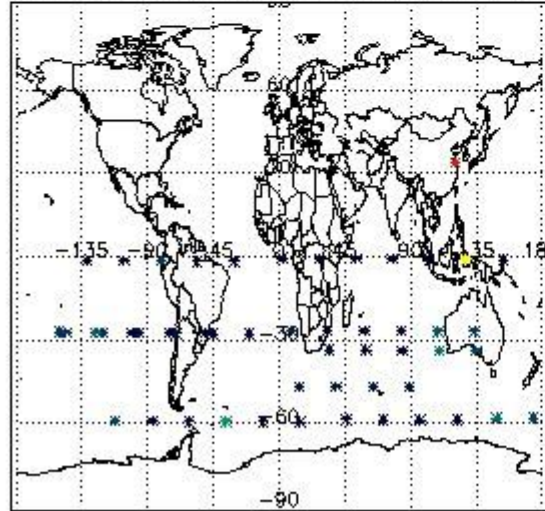
Percentage of flagged data per O3 profile



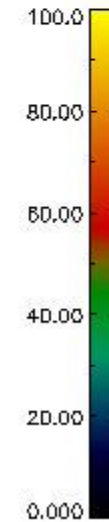
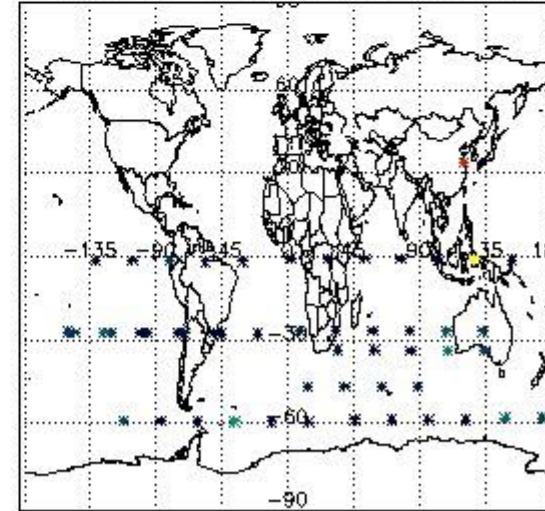
Percentage of flagged data per H2O profile



Percentage of flagged data per NO2 profile



Percentage of flagged data per NO3 profile

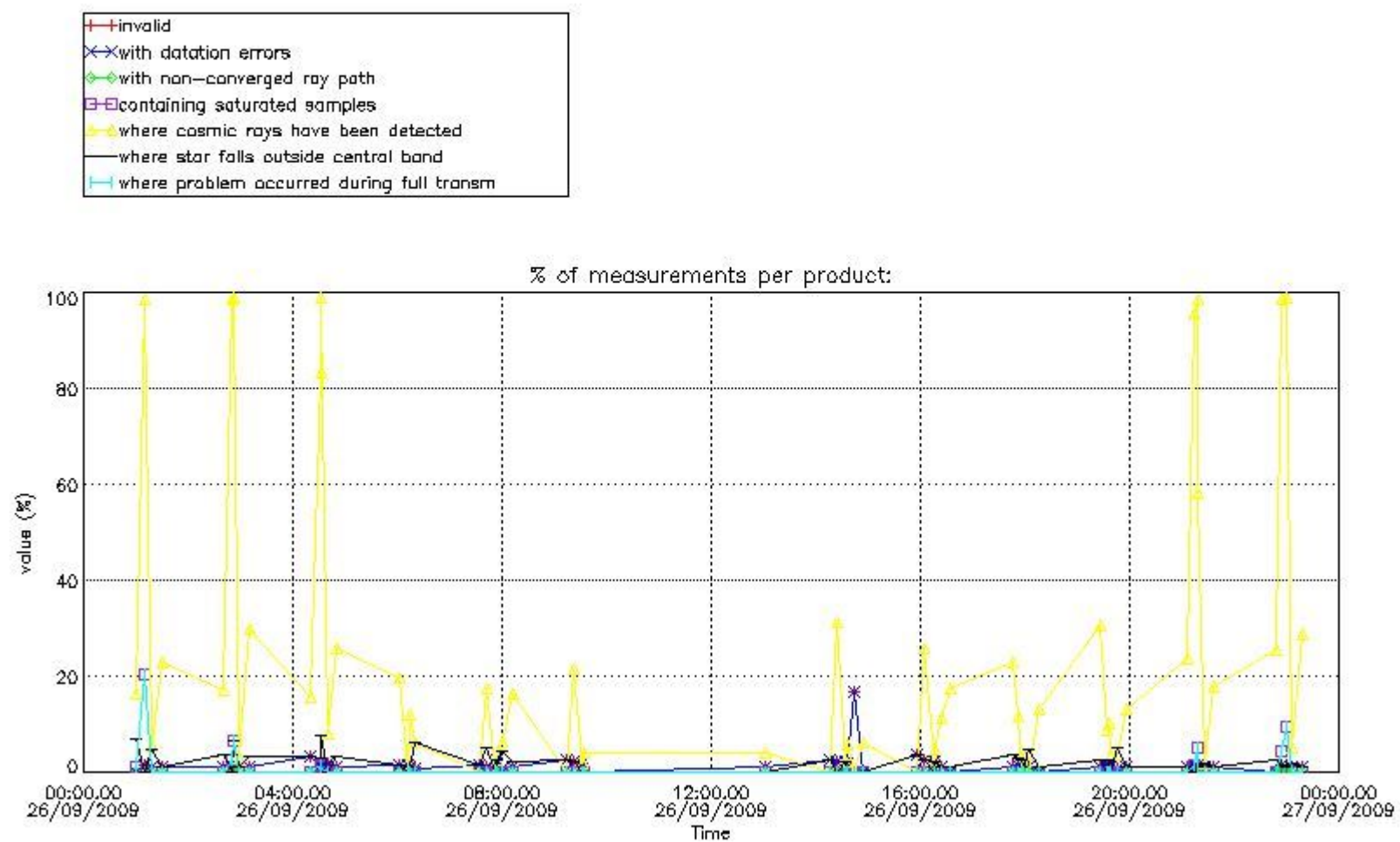


4. Level 1 quality information per product

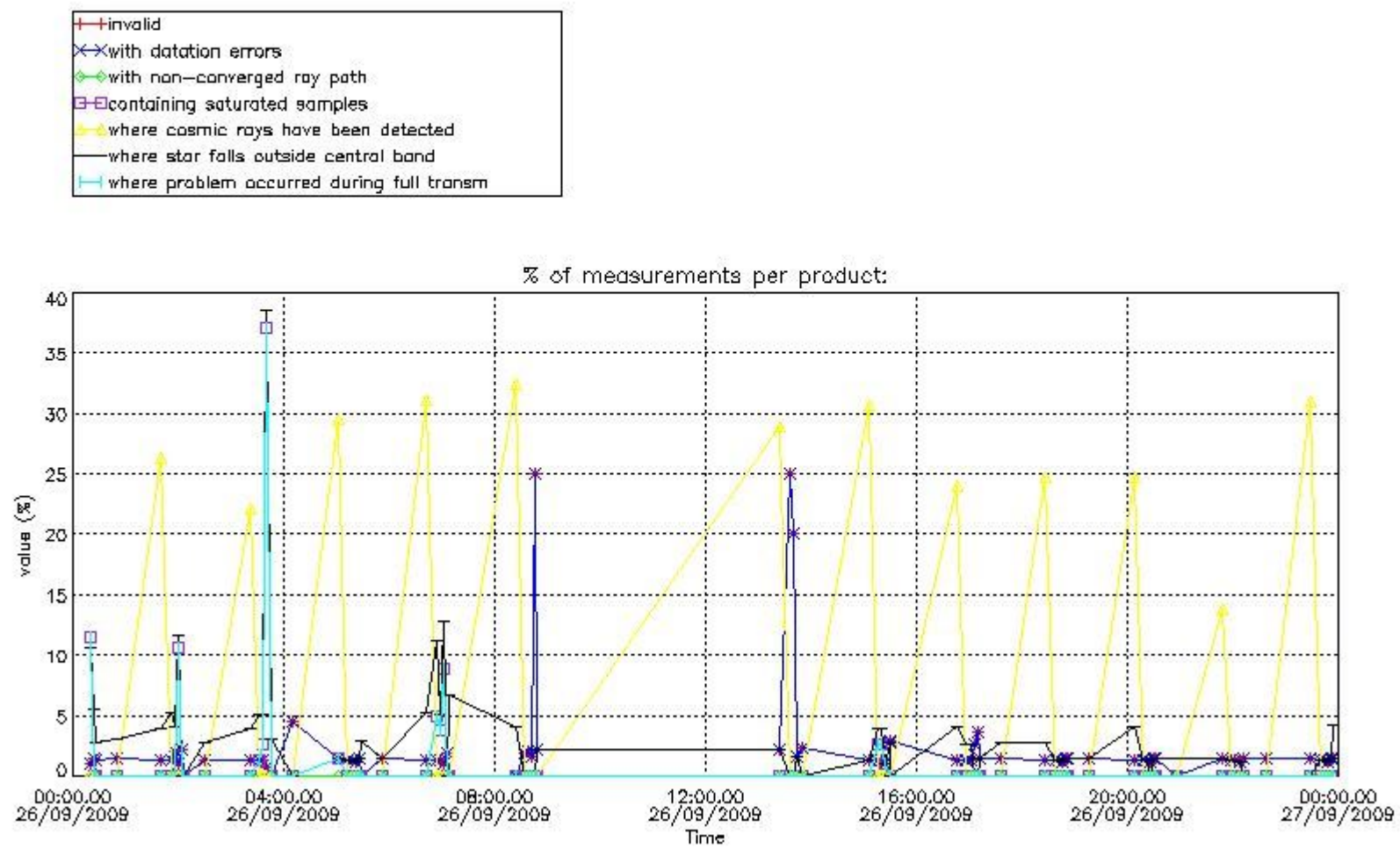
In this section it is plotted some information contained in the Quality Summary data set of the level 2 products that comes from the level 1b processing. Products without errors (error flag in the MPH set to "0") are used.

4.1 Plot quality information per product (time dependant) coming from level 1b processing

4.1.1 Plot level 1 quality information per product (time dependant): ENVISAT ASCENDING passes



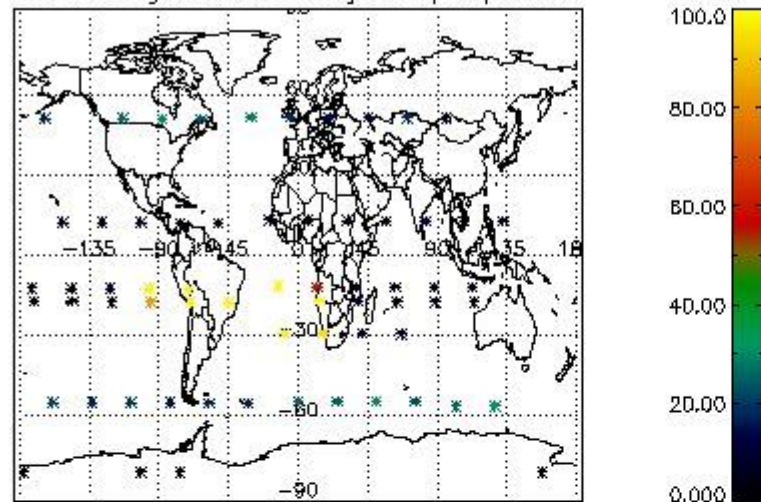
4.1.2 Plot level 1 quality information per product (time dependant): ENVI SAT DESCENDING passes



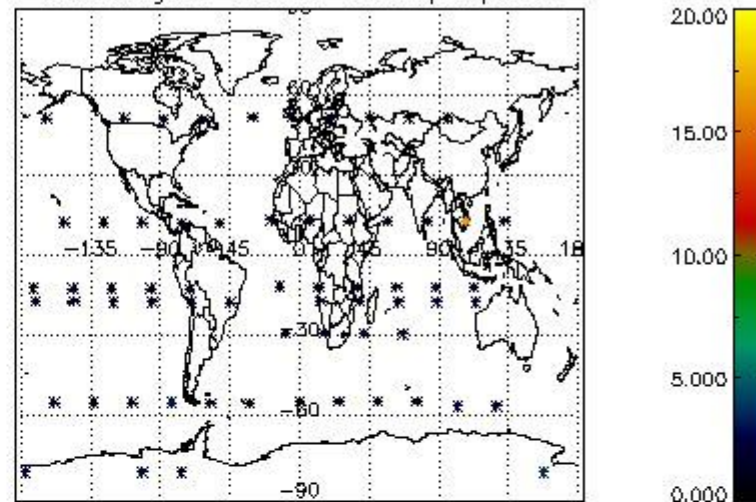
4.2 Plot quality information per product coming from level 1b processing (world map)

4.2.1 Plot level 1 quality information per product (world map): ENVISAT ASCENDING passes

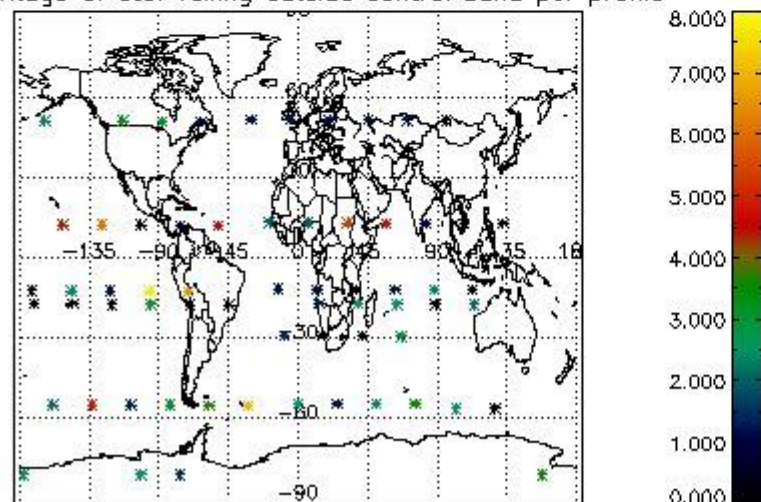
Percentage of cosmic ray hits per profile



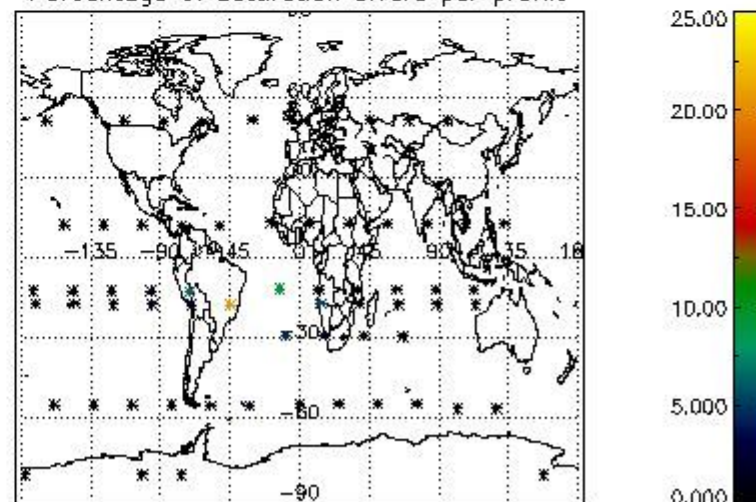
Percentage of datation errors per profile



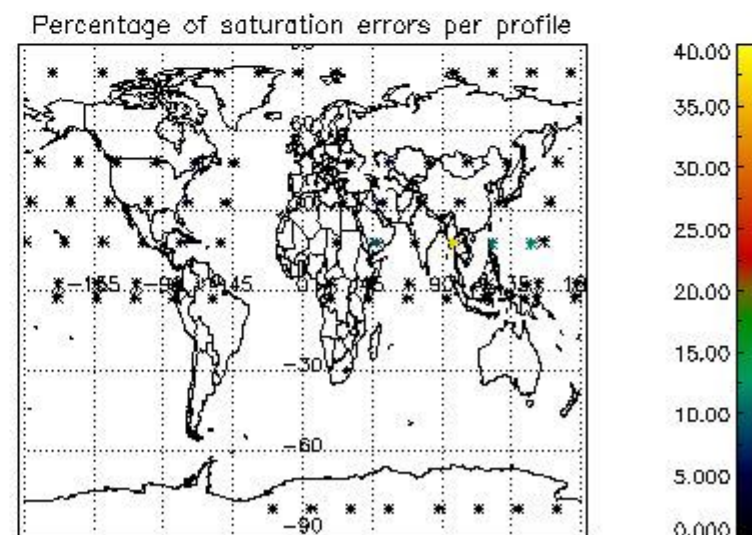
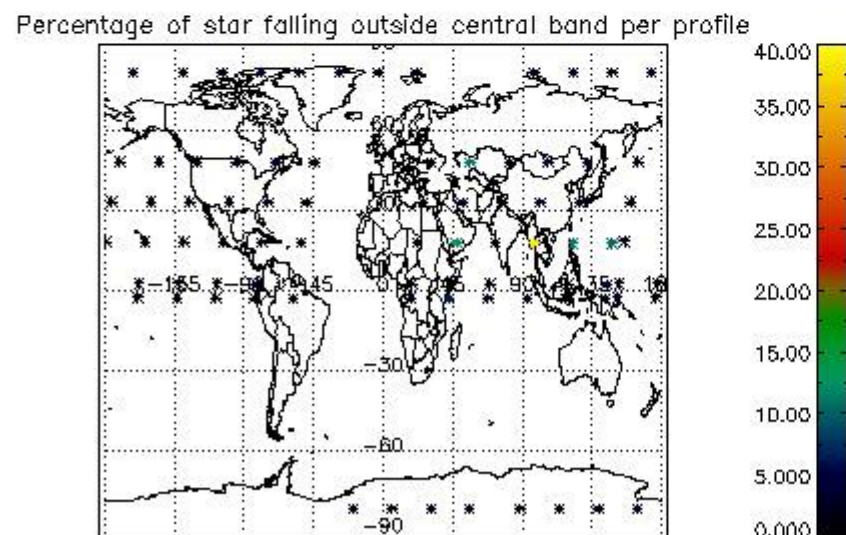
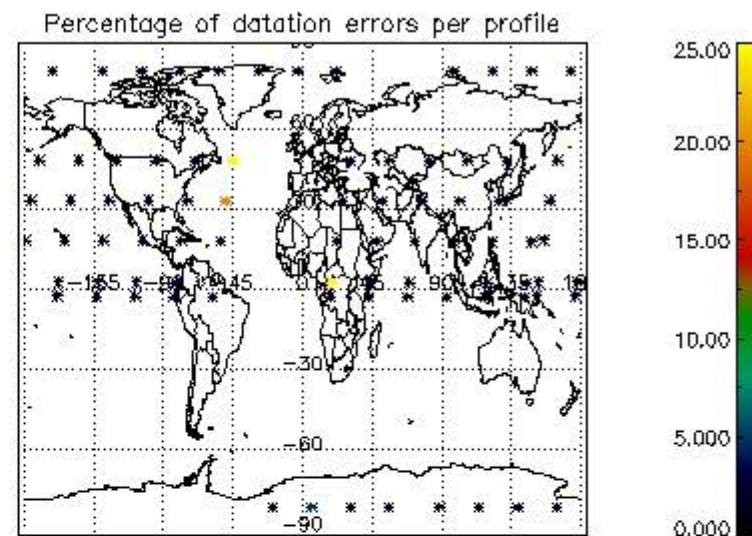
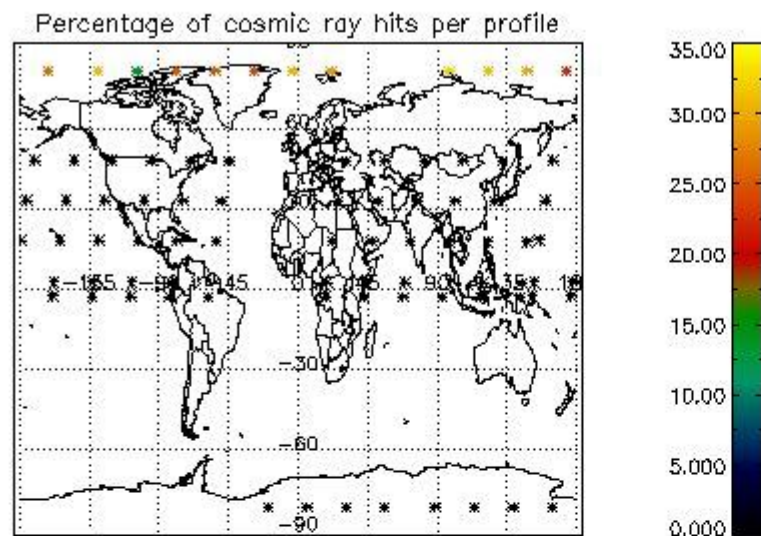
Percentage of star falling outside central band per profile



Percentage of saturation errors per profile



4.2.2 Plot level 1 quality information per product (world map): ENVISAT DESCENDING passes



5. Trace gas profiles

5.1 Ozone statistics based on quality of products

The final quality of the products can be "measured" using the STD (Standard Deviation) attached to every point profile. This information is written to the parameter GOM_NL__2P/NL_LOCAL_SPECIES_DENSITY/o3_std of the level 2 products. The table below shows the statistics for given STD ranges.

The statistics are given with respect to the overall valid production:

- Products without fatal errors: GOM_NL__2P/MPH/PRODUCT_ERR=0
- Valid point profile: GOM_NL__2P/NL_LOCAL_SPECIES_DENSITY/pcd(0)=0

The 'Criteria' is applied to valid points of dark limb products:

- Products in dark limb illumination condition: GOM_NL__2P/NL_SUMMARY_QUALITY/obs_ill_cond=0
- Products without fatal errors: GOM_NL__2P/MPH/PRODUCT_ERR=0
- Valid point profile: GOM_NL__2P/NL_LOCAL_SPECIES_DENSITY/pcd(0)=0

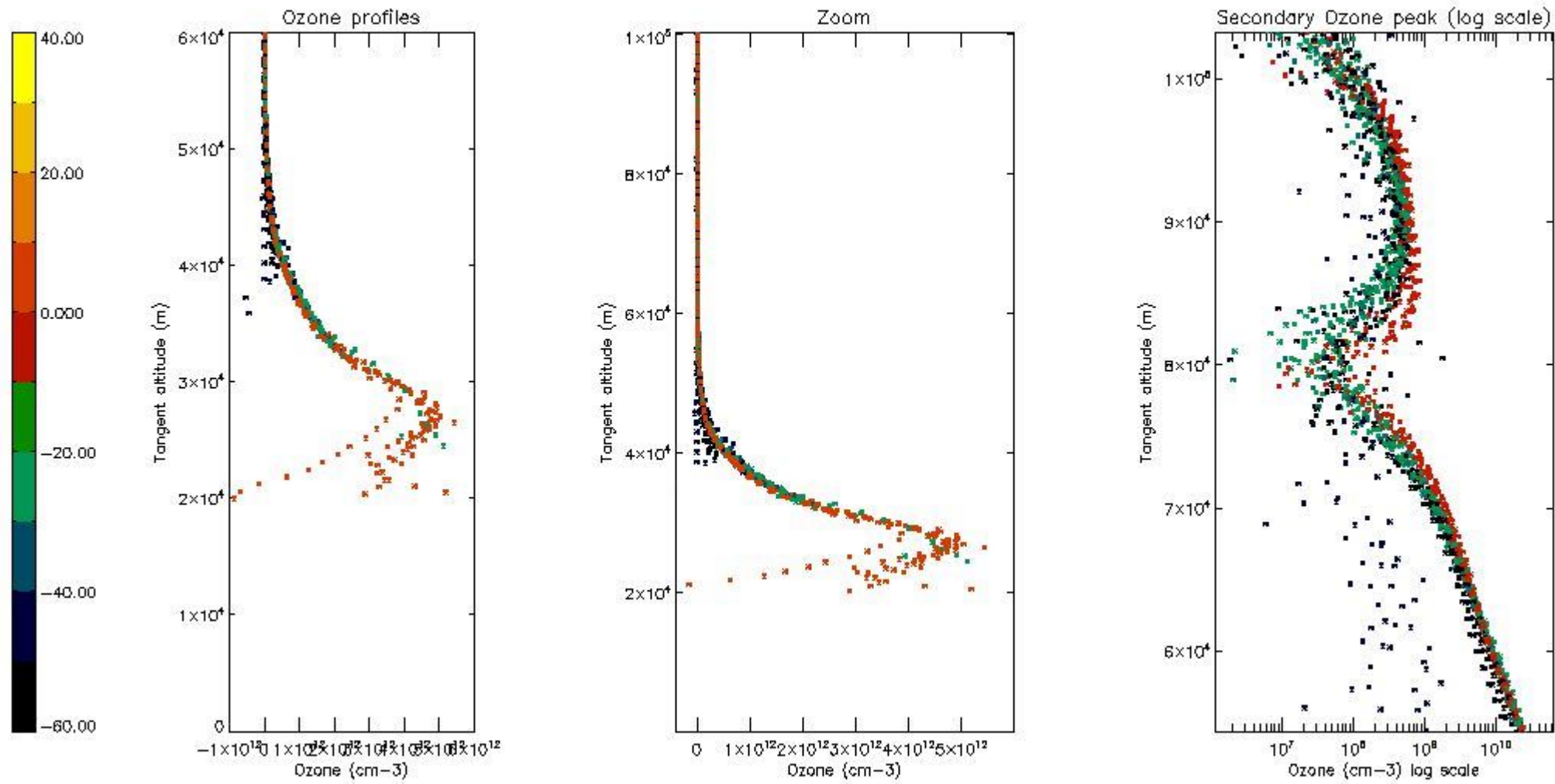
So, the table below shows the percentage of dark limb and valid observations for each criteria with respect to the overall valid daily observations.

Criteria	% of total production
All STD	37
STD < 20	20

STD < 10	16
STD < 5	13

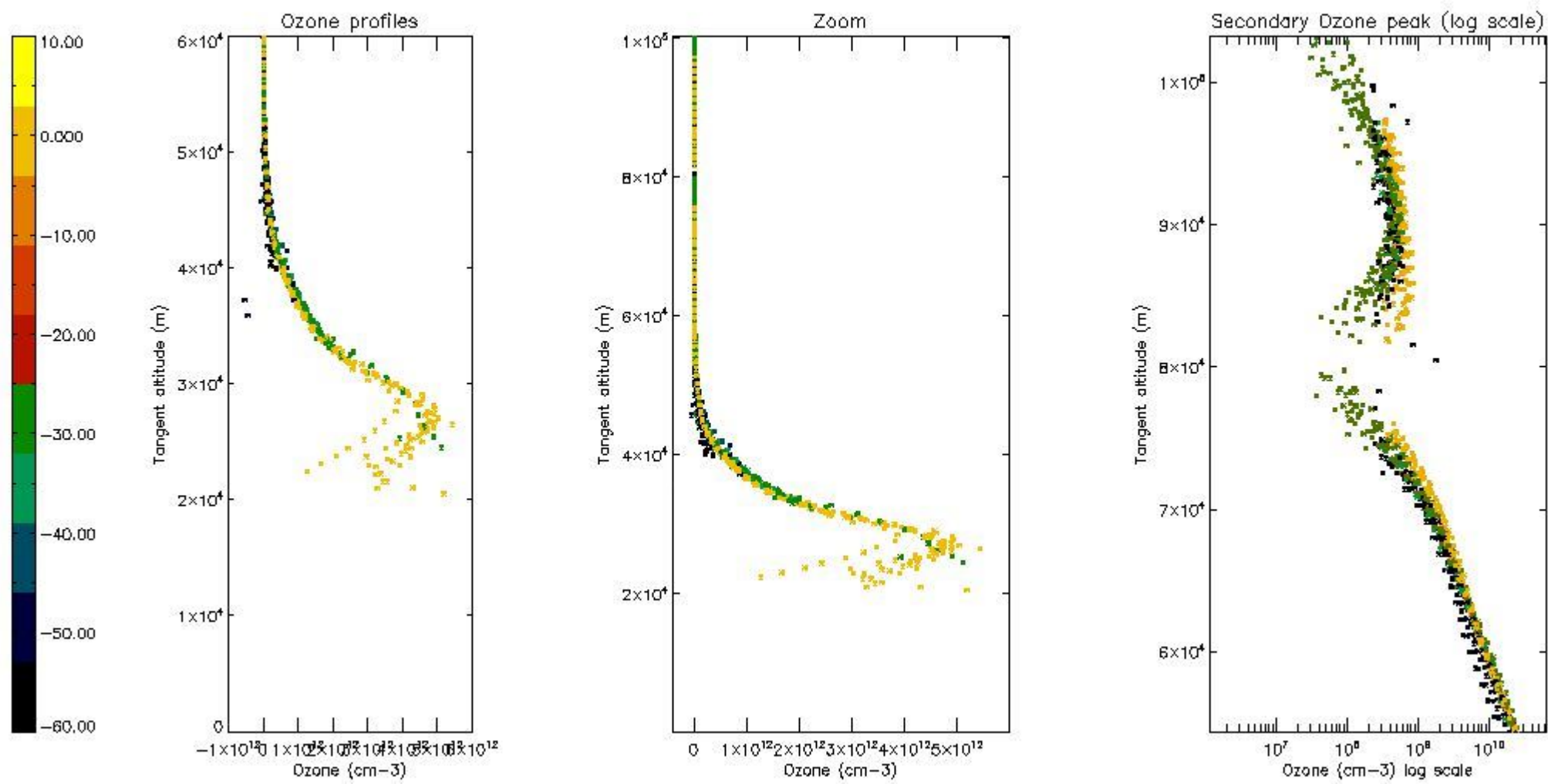
5.2 Plot ozone profiles for all STD (dark without errors)

The colorbar represents the latitude.



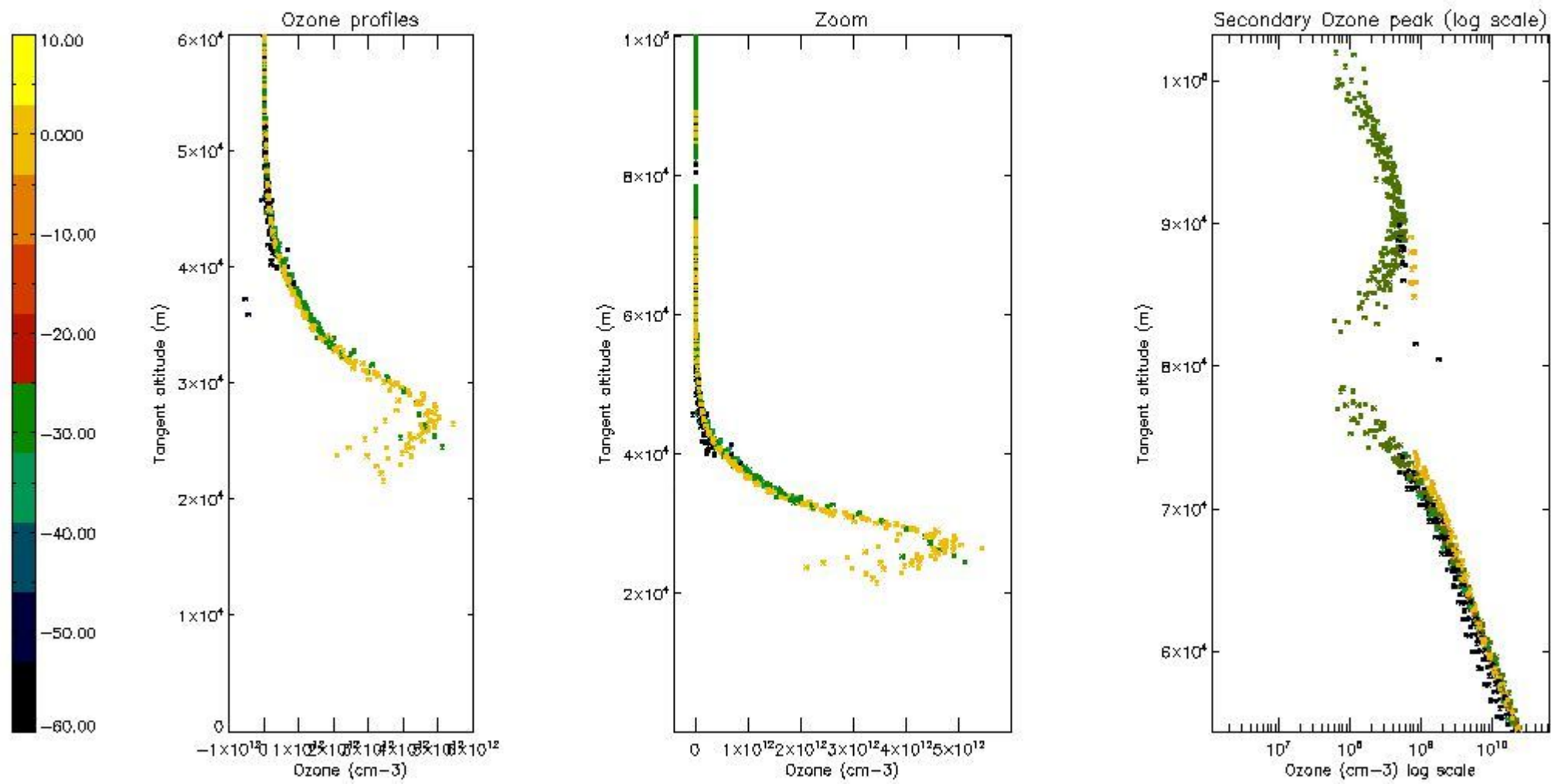
5.3 Plot ozone profiles where STD < 20% (dark without errors)

The colorbar represents the latitude.



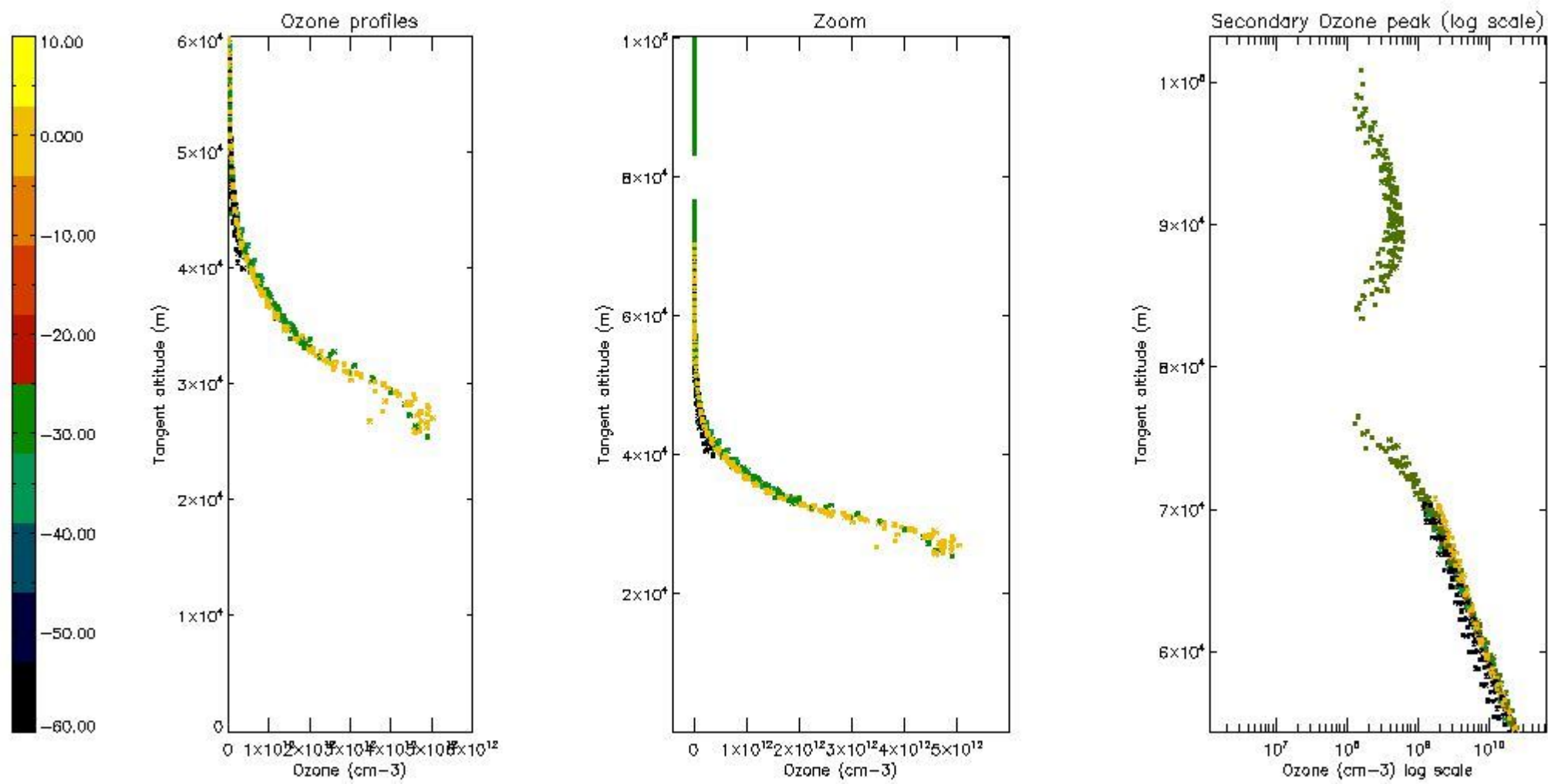
5.4 Plot ozone profiles where STD < 10% (dark without errors)

The colorbar represents the latitude.



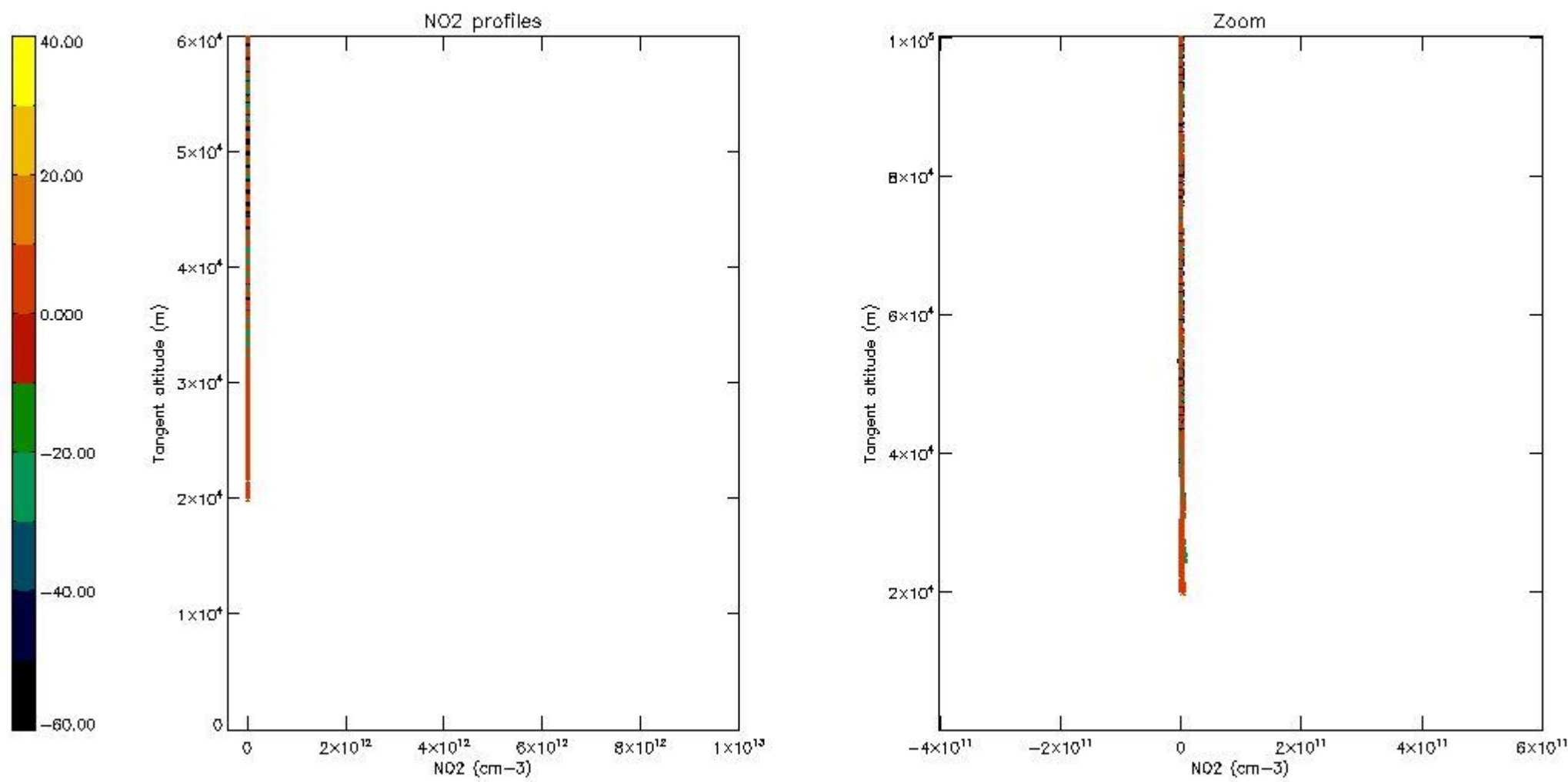
5.5 Plot ozone profiles where STD < 5% (dark without errors)

The colorbar represents the latitude.



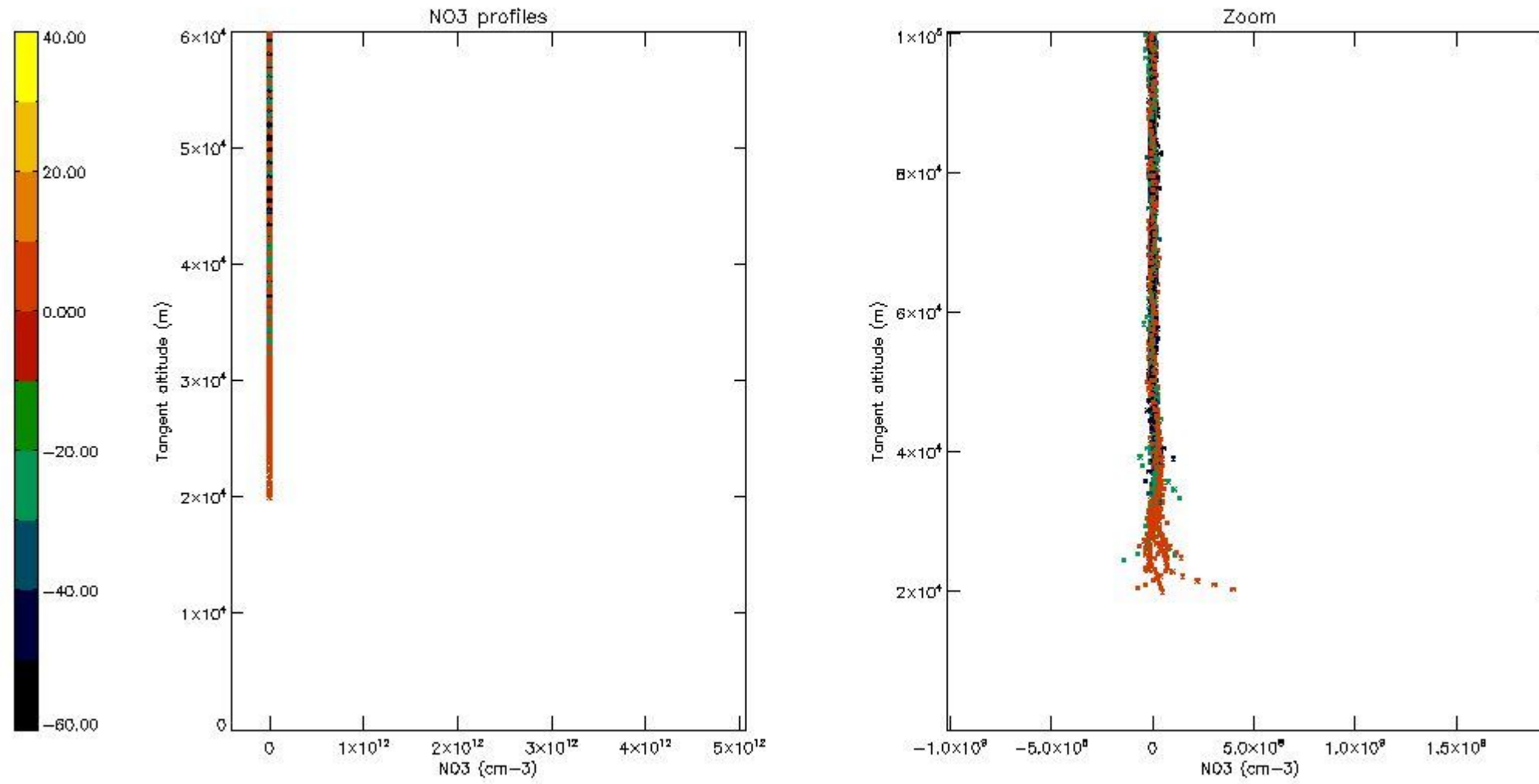
5.6 Plot NO₂ profiles for all STD (dark without errors)

The colorbar represents the latitude.



5.7 Plot NO3 profiles for all STD (dark without errors)

The colorbar represents the latitude.



6. Auxiliary Data Files used for the production reported in section 2

The number reported in the third column indicates since which file (see list in section 2) the corresponding auxiliary file has been used. The fourth column is the date of those product files.

Type	Auxiliary Filename	Used since product	Used since product date
INST_PHYS_CHARACTERISTICS	GOM_INS_AXVIEC20091111_143220_20030716_120000_20500101_000000	1	26-SEP-2009 00:19:32
LEVEL-2_PROC_CONFIG	GOM_PR2_AXVIEC20091111_152718_20020301_000000_20500101_000000	1	26-SEP-2009 00:19:32
CROSS_SECTIONS_FILE	GOM_CRS_AXVIEC20091111_154832_20020301_000000_20500101_000000	1	26-SEP-2009 00:19:32

GOMOS Level 2 Daily Report

SUMMARY

[1. General Info](#)

[2. Summary of processed GOM_NL_2P products](#)

[3. Level 2 Quality information per product](#)

[3.1 Plot of level 2 quality information per product \(time dependant\)](#)

[3.2 Plot of level 2 quality information per product \(world map\)](#)

[4. Level 1 Quality information per product \(stored on level 2 products\)](#)

[4.1 Plot of level 1 quality information per product \(time dependant\)](#)

[4.1.1 Plot of level 1 quality information per product \(time dependant\): ASCENDING](#)

[4.1.2 Plot of level 1 quality information per product \(time dependant\): DESCENDING](#)

[4.2 Plot of level 1 quality information per product \(world map\)](#)

[4.2.1 Plot of level 1 quality information per product \(world map\): ASCENDING](#)

[4.2.2 Plot of level 1 quality information per product \(world map\): DESCENDING](#)

[5. Ozone profiles based on quality statistics and other trace gas profiles](#)

[5.1 Ozone statistics based on quality of products](#)

[5.2 Plot ozone profiles for all STD \(dark without errors\)](#)

[5.3 Plot ozone profiles where STD < 20% \(dark without errors\)](#)

[5.4. Plot ozone profiles where STD < 10% \(dark without errors\)](#)

[5.5. Plot ozone profiles where STD < 5% \(dark without errors\)](#)

[5.6 Plot NO2 profiles for all STD \(dark without errors\)](#)

[5.7 Plot NO3 profiles for all STD \(dark without errors\)](#)

[5.8 Plot H2O profiles \(only for occultations of stars 1,2,3,4,13,14,16,26,63 dark without errors\) for all STD](#)

[6. Auxiliary Data Files used for the production reported in section 2](#)

This report presents the daily analysis on parameters extracted from GOMOS level 2 data (GOM_NL__2P). It is intended to monitor some important parameters that will impact the quality of these products. A list of level 2 products (and content) that have arrived during the reporting day to the PCF is also given.

Item	Value
Time of report generation	26APR2013 12:57:01
Data source version	GOMOS/6.01
Start time of products	26-09-2009 (26SEP2009 00:00:00)
Stop time of products	27-09-2009 (27SEP2009 00:00:00)
Store outputs in DB	Yes
Nb of level 2 prods	148
Nb of prods with errors	3

2. Summary of processed GOM_NL__2P products.

Nr	Filename	UTC Start time	Limb	Duration	Star Id	Star Name	Star Mag	Star Temp	Nb Meas	Orbit	Prod. error
1	GOM_NL__2PRFIN20090926_001932_000000522082_00460_39592_9230.N1	26-SEP-2009 00:19:32	Bright	52.000	53	43Bet And	2.0480	3300.0	104	39592	No
2	GOM_NL__2PRFIN20090926_002347_000000362082_00460_39592_9231.N1	26-SEP-2009 00:23:47	Bright	36.000	74	11Bet Cas	2.2680	6600.0	72	39592	No
3	GOM_NL__2PRFIN20090926_002517_000000372082_00460_39592_9232.N1	26-SEP-2009 00:25:17	Bright	37.000	76	27Gam Cas	2.3000	30000.	74	39592	No
4	GOM_NL__2PRFIN20090926_004919_000000342082_00460_39592_9233.N1	26-SEP-2009 00:49:19	Twilight	33.500	24	66Alp Gem	1.5800	10200.	67	39592	No
5	GOM_NL__2PRFIN20090926_005914_000000432082_00460_39592_9234.N1	26-SEP-2009 00:59:14	Dark	42.500	8	10Alp CMi	0.40000	6500.0	85	39592	No
6	GOM_NL__2PRFIN20090926_010952_000000392082_00460_39592_9235.N1	26-SEP-2009 01:09:52	Dark	39.000	1	9Alp CMA	-1.4400	11000.	78	39592	No
7	GOM_NL__2PRFIN20090926_011812_000000552082_00461_39593_9244.N1	26-SEP-2009 01:18:12	Dark	55.000	108	Alp Col	2.6520	15200.	110	39593	No
8	GOM_NL__2PRFIN20090926_012911_000000462082_00461_39593_9245.N1	26-SEP-2009 01:29:11	Straylight	45.500	157	The1Eri	2.9060	9300.0	91	39593	No
9	GOM_NL__2PRFIN20090926_014039_000000382082_00461_39593_9246.N1	26-SEP-2009 01:40:39	Twilight	38.000	52	16Bet Cet	2.0370	4500.0	76	39593	No
10	GOM_NL__2PRFIN20090926_015135_000000392082_00461_39593_9247.N1	26-SEP-2009 01:51:35	Bright	38.500	140	88Gam Peg	2.8340	26000.	77	39593	No
11	GOM_NL__2PRFIN20090926_015550_000000252082_00461_39593_9248.N1	26-SEP-2009 01:55:50	Twilight	25.000	58	21Alp And	2.0730	11000.	50	39593	No
12	GOM_NL__2PRFIN20090926_020007_000000522082_00461_39593_9249.N1	26-SEP-2009 02:00:07	Bright	51.500	53	43Bet And	2.0480	3300.0	103	39593	No
13	GOM_NL__2PRFIN20090926_020423_000000232082_00461_39593_9250.N1	26-SEP-2009 02:04:23	Twilight	23.000	74	11Bet Cas	2.2680	6600.0	46	39593	No
14	GOM_NL__2PRFIN20090926_020553_000000232082_00461_39593_9251.N1	26-SEP-2009 02:05:53	Twilight	22.500	76	27Gam Cas	2.3000	30000.	45	39593	No
15	GOM_NL__2PRFIN20090926_022954_000000372082_00461_39593_9252.N1	26-SEP-2009 02:29:54	Bright	37.000	24	66Alp Gem	1.5800	10200.	74	39593	No
16	GOM_NL__2PRFIN20090926_023950_000000412082_00461_39593_9253.N1	26-SEP-2009 02:39:50	Dark	41.000	8	10Alp CMi	0.40000	6500.0	82	39593	No
17	GOM_NL__2PRFIN20090926_025029_000000392082_00461_39593_9254.N1	26-SEP-2009 02:50:29	Dark	39.000	1	9Alp CMA	-1.4400	11000.	78	39593	No
18	GOM_NL__2PRFIN20090926_025155_000000462082_00461_39593_9255.N1	26-SEP-2009 02:51:55	Dark	46.000	23	21Eps CMA	1.5020	26000.	92	39593	No
19	GOM_NL__2PRFIN20090926_025849_000000552082_00462_39594_9291.N1	26-SEP-2009 02:58:49	Dark	54.500	108	Alp Col	2.6520	15200.	109	39594	No
20	GOM_NL__2PRFIN20090926_030948_000000462082_00462_39594_9292.N1	26-SEP-2009 03:09:48	Straylight	45.500	157	The1Eri	2.9060	9300.0	91	39594	No
21	GOM_NL__2PRFIN20090926_032115_000000392082_00462_39594_9293.N1	26-SEP-2009 03:21:15	Twilight	38.500	52	16Bet Cet	2.0370	4500.0	77	39594	No
22	GOM_NL__2PRFIN20090926_033211_000000392082_00462_39594_9294.N1	26-SEP-2009 03:32:11	Bright	39.000	140	88Gam Peg	2.8340	26000.	78	39594	No
23	GOM_NL__2PRFIN20090926_033626_000000392082_00462_39594_9295.N1	26-SEP-2009 03:36:26	Bright	39.000	58	21Alp And	2.0730	11000.	78	39594	No
24	GOM_NL__2PRFIN20090926_034042_000000742082_00462_39594_9296.N1	26-SEP-2009 03:40:42	Bright	74.000	53	43Bet And	2.0480	3300.0	148	39594	No
25	GOM_NL__2PRFIN20090926_034458_00000012082_00462_39594_9297.N1	26-SEP-2009 03:44:58	Dark	1.0000	74	11Bet Cas	2.2680	6600.0	2	39594	Yes
26	GOM_NL__2PRFIN20090926_034629_000000172082_00462_39594_9298.N1	26-SEP-2009 03:46:29	Twilight	16.500	76	27Gam Cas	2.3000	30000.	33	39594	No
27	GOM_NL__2PRFIN20090926_041031_000000112082_00462_39594_9299.N1	26-SEP-2009 04:10:31	Straylight	11.000	24	66Alp Gem	1.5800	10200.	22	39594	No
28	GOM_NL__2PRFIN20090926_042027_000000162082_00462_39594_9300.N1	26-SEP-2009 04:20:27	Dark	16.000	8	10Alp CMi	0.40000	6500.0	32	39594	No
29	GOM_NL__2PRFIN20090926_043107_000000332082_00462_39594_9301.N1	26-SEP-2009 04:31:07	Dark	33.000	1	9Alp CMA	-1.4400	11000.	66	39594	No
30	GOM_NL__2PRFIN20090926_043233_000000462082_00462_39594_9302.N1	26-SEP-2009 04:32:33	Dark	45.500	23	21Eps CMA	1.5020	26000.	91	39594	No
31	GOM_NL__2PRFIN20090926_043927_000000262082_00463_39595_9305.N1	26-SEP-2009 04:39:27	Dark	25.500	108	Alp Col	2.6520	15200.	51	39595	No
32	GOM_NL__2PRFIN20090926_045025_000000452082_00463_39595_9306.N1	26-SEP-2009 04:50:25	Straylight	44.500	157	The1Eri	2.9060	9300.0	89	39595	No
33	GOM_NL__2PRFIN20090926_050152_000000362082_00463_39595_9307.N1	26-SEP-2009 05:01:52	Twilight	35.500	52	16Bet Cet	2.0370	4500.0	71	39595	No
34	GOM_NL__2PRFIN20090926_051247_000000372082_00463_39595_9308.N1	26-SEP-2009 05:12:47	Bright	36.500	140	88Gam Peg	2.8340	26000.	73	39595	No
35	GOM_NL__2PRFIN20090926_051702_000000372082_00463_39595_9309.N1	26-SEP-2009 05:17:02	Bright	36.500	58	21Alp And	2.0730	11000.	73	39595	No
36	GOM_NL__2PRFIN20090926_052117_000000442082_00463_39595_9310.N1	26-SEP-2009 05:21:17	Bright	44.000	53	43Bet And	2.0480	3300.0	88	39595	No
37	GOM_NL__2PRFIN20090926_052534_000000342082_00463_39595_9311.N1	26-SEP-2009 05:25:34	Bright	33.500	74	11Bet Cas	2.2680	6600.0	67	39595	No
38	GOM_NL__2PRFIN20090926_052704_000000352082_00463_39595_9312.N1	26-SEP-2009 05:27:04	Bright	34.500	76	27Gam Cas	2.3000	30000.	69	39595	No
39	GOM_NL__2PRFIN20090926_055106_000000342082_00463_39595_9313.N1	26-SEP-2009 05:51:06	Twilight	33.500	24	66Alp Gem	1.5800	10200.	67	39595	No
40	GOM_NL__2PRFIN20090926_060104_000000392082_00463_39595_9314.N1	26-SEP-2009 06:01:04	Dark	38.500	8	10Alp CMi	0.40000	6500.0	77	39595	No
41	GOM_NL__2PRFIN20090926_061145_000000332082_00463_39595_9315.N1	26-SEP-2009 06:11:45	Dark	33.000	1	9Alp CMA	-1.4400	11000.	66	39595	No
42	GOM_NL__2PRFIN20090926_061310_000000422082_00463_39595_9316.N1	26-SEP-2009 06:13:10	Dark	41.500	23	21Eps CMA	1.5020	26000.	83	39595	No

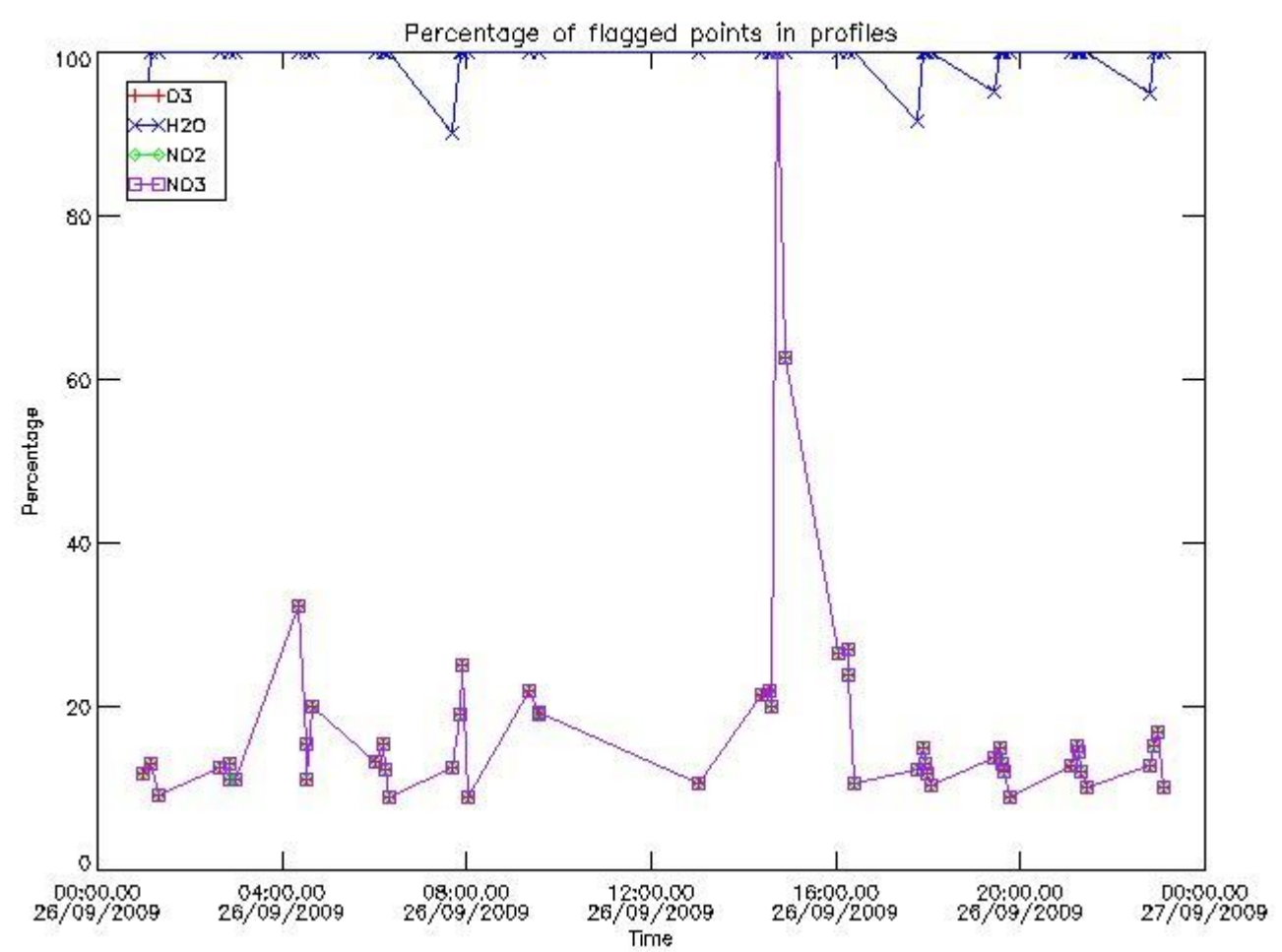
43	GOM_NL__2PRFIN20090926_062004_000000572082_00464_39596_9319.N1	26-SEP-2009 06:20:04	Dark	57.000	108	Alp Col	2.6520	15200.	114	39596	No
44	GOM_NL__2PRFIN20090926_063102_00000022082_00464_39596_9320.N1	26-SEP-2009 06:31:02	Dark	1.5000	157	The1Eri	2.9060	9300.0	3	39596	Yes
45	GOM_NL__2PRFIN20090926_064227_000000392082_00464_39596_9321.N1	26-SEP-2009 06:42:27	Twl_and_stray	38.500	52	16Bet Cet	2.0370	4500.0	77	39596	No
46	GOM_NL__2PRFIN20090926_065322_000000402082_00464_39596_9322.N1	26-SEP-2009 06:53:22	Bright	40.000	140	88Gam Peg	2.8340	26000.	80	39596	No
47	GOM_NL__2PRFIN20090926_065737_000000402082_00464_39596_9323.N1	26-SEP-2009 06:57:37	Bright	39.500	58	21Alp And	2.0730	11000.	79	39596	No
48	GOM_NL__2PRFIN20090926_070152_000000512082_00464_39596_9324.N1	26-SEP-2009 07:01:52	Bright	50.500	53	43Bet And	2.0480	3300.0	101	39596	No
49	GOM_NL__2PRFIN20090926_070610_000000262082_00464_39596_9325.N1	26-SEP-2009 07:06:10	Twl_and_stray	26.000	74	11Bet Cas	2.2680	6600.0	52	39596	No
50	GOM_NL__2PRFIN20090926_070739_000000372082_00464_39596_9326.N1	26-SEP-2009 07:07:39	Bright	37.000	76	27Gam Cas	2.3000	30000.	74	39596	No
51	GOM_NL__2PRFIN20090926_073304_000000362082_00464_39596_9327.N1	26-SEP-2009 07:33:04	Bright	35.500	17	78Bet Gem	1.1610	4500.0	71	39596	No
52	GOM_NL__2PRFIN20090926_074141_000000412082_00464_39596_9328.N1	26-SEP-2009 07:41:41	Dark	40.500	8	10Alp CMi	0.40000	6500.0	81	39596	No
53	GOM_NL__2PRFIN20090926_075222_000000272082_00464_39596_9329.N1	26-SEP-2009 07:52:22	Dark	27.000	1	9Alp CMa	-1.4400	11000.	54	39596	No
54	GOM_NL__2PRFIN20090926_075346_000000212082_00464_39596_9330.N1	26-SEP-2009 07:53:46	Dark	20.500	23	21Eps CMa	1.5020	26000.	41	39596	No
55	GOM_NL__2PRFIN20090926_080041_000000572082_00465_39597_9333.N1	26-SEP-2009 08:00:41	Dark	57.000	108	Alp Col	2.6520	15200.	114	39597	No
56	GOM_NL__2PRFIN20090926_081139_000000432082_00465_39597_9334.N1	26-SEP-2009 08:11:39	Straylight	43.000	157	The1Eri	2.9060	9300.0	86	39597	No
57	GOM_NL__2PRFIN20090926_082304_000000372082_00465_39597_9335.N1	26-SEP-2009 08:23:04	Twl_and_stray	37.000	52	16Bet Cet	2.0370	4500.0	74	39597	No
58	GOM_NL__2PRFIN20090926_083357_000000262082_00465_39597_9336.N1	26-SEP-2009 08:33:57	Twl_and_stray	26.000	140	88Gam Peg	2.8340	26000.	52	39597	No
59	GOM_NL__2PRFIN20090926_083812_000000252082_00465_39597_9337.N1	26-SEP-2009 08:38:12	Twl_and_stray	25.000	58	21Alp And	2.0730	11000.	50	39597	No
60	GOM_NL__2PRFIN20090926_084227_000000302082_00465_39597_9338.N1	26-SEP-2009 08:42:27	Twl_and_stray	30.000	53	43Bet And	2.0480	3300.0	60	39597	No
61	GOM_NL__2PRFIN20090926_084645_00000022082_00465_39597_9339.N1	26-SEP-2009 08:46:45	Straylight	2.0000	74	11Bet Cas	2.2680	6600.0	4	39597	No
62	GOM_NL__2PRFIN20090926_084814_000000242082_00465_39597_9340.N1	26-SEP-2009 08:48:14	Twl_and_stray	23.500	76	27Gam Cas	2.3000	30000.	47	39597	No
63	GOM_NL__2PRFIN20090926_091340_000000192082_00465_39597_9341.N1	26-SEP-2009 09:13:40	Twl_and_stray	19.000	17	78Bet Gem	1.1610	4500.0	38	39597	No
64	GOM_NL__2PRFIN20090926_092218_000000242082_00465_39597_9342.N1	26-SEP-2009 09:22:18	Dark	23.500	8	10Alp CMi	0.40000	6500.0	47	39597	No
65	GOM_NL__2PRFIN20090926_093259_000000272082_00465_39597_9343.N1	26-SEP-2009 09:32:59	Dark	27.000	1	9Alp CMa	-1.4400	11000.	54	39597	No
66	GOM_NL__2PRFIN20090926_093424_000000262082_00465_39597_9344.N1	26-SEP-2009 09:34:24	Dark	26.000	23	21Eps CMa	1.5020	26000.	52	39597	No
67	GOM_NL__2PRFIN20090926_130234_000000492082_00468_39600_9373.N1	26-SEP-2009 13:02:34	Dark	48.500	108	Alp Col	2.6520	15200.	97	39600	No
68	GOM_NL__2PRFIN20090926_132453_000000232082_00468_39600_9375.N1	26-SEP-2009 13:24:53	Twl_and_stray	22.500	52	16Bet Cet	2.0370	4500.0	45	39600	No
69	GOM_NL__2PRFIN20090926_133545_00000022082_00468_39600_9376.N1	26-SEP-2009 13:35:45	Straylight	2.0000	140	88Gam Peg	2.8340	26000.	4	39600	No
70	GOM_NL__2PRFIN20090926_133959_000000032082_00468_39600_9377.N1	26-SEP-2009 13:39:59	Straylight	2.5000	58	21Alp And	2.0730	11000.	5	39600	No
71	GOM_NL__2PRFIN20090926_134412_000000302082_00468_39600_9378.N1	26-SEP-2009 13:44:12	Twl_and_stray	30.000	53	43Bet And	2.0480	3300.0	60	39600	No
72	GOM_NL__2PRFIN20090926_134832_00000022082_00468_39600_9379.N1	26-SEP-2009 13:48:32	Dark	1.5000	74	11Bet Cas	2.2680	6600.0	3	39600	Yes
73	GOM_NL__2PRFIN20090926_135002_000000222082_00468_39600_9380.N1	26-SEP-2009 13:50:02	Twl_and_stray	21.500	76	27Gam Cas	2.3000	30000.	43	39600	No
74	GOM_NL__2PRFIN20090926_141528_000000192082_00468_39600_9381.N1	26-SEP-2009 14:15:28	Twl_and_stray	19.000	17	78Bet Gem	1.1610	4500.0	38	39600	No
75	GOM_NL__2PRFIN20090926_142340_000000242082_00468_39600_9382.N1	26-SEP-2009 14:23:40	Dark	24.000	153	3Bet CMi	2.8940	13100.	48	39600	No
76	GOM_NL__2PRFIN20090926_143444_000000242082_00468_39600_9383.N1	26-SEP-2009 14:34:44	Dark	23.500	88	31Eta CMa	2.4480	20000.	47	39600	No
77	GOM_NL__2PRFIN20090926_143616_000000262082_00468_39600_9384.N1	26-SEP-2009 14:36:16	Dark	25.500	23	21Eps CMa	1.5020	26000.	51	39600	No
78	GOM_NL__2PRFIN20090926_144311_000000032082_00469_39601_9384.N1	26-SEP-2009 14:43:11	Dark	3.0000	108	Alp Col	2.6520	15200.	6	39601	No
79	GOM_NL__2PRFIN20090926_145405_000000082082_00469_39601_9385.N1	26-SEP-2009 14:54:05	Dark	8.0000	157	The1Eri	2.9060	9300.0	16	39601	No
80	GOM_NL__2PRFIN20090926_150527_000000382082_00469_39601_9386.N1	26-SEP-2009 15:05:27	Twl_and_stray	37.500	52	16Bet Cet	2.0370	4500.0	75	39601	No
81	GOM_NL__2PRFIN20090926_151621_000000392082_00469_39601_9387.N1	26-SEP-2009 15:16:21	Bright	38.500	140	88Gam Peg	2.8340	26000.	77	39601	No
82	GOM_NL__2PRFIN20090926_152035_000000392082_00469_39601_9388.N1	26-SEP-2009 15:20:35	Bright	38.500	58	21Alp And	2.0730	11000.	77	39601	No
83	GOM_NL__2PRFIN20090926_152447_000000472082_00469_39601_9389.N1	26-SEP-2009 15:24:47	Bright	46.500	53	43Bet And	2.0480	3300.0	93	39601	No
84	GOM_NL__2PRFIN20090926_152909_000000182082_00469_39601_9390.N1	26-SEP-2009 15:29:09	Twl_and_stray	18.000	74	11Bet Cas	2.2680	6600.0	36	39601	No
85	GOM_NL__2PRFIN20090926_153038_000000182082_00469_39601_9391.N1	26-SEP-2009 15:30:38	Twl_and_stray	17.500	76	27Gam Cas	2.3000	30000.	35	39601	No
86	GOM_NL__2PRFIN20090926_155605_000000142082_00469_39601_9392.N1	26-SEP-2009 15:56:05	Twl_and_stray	14.000	17	78Bet Gem	1.1610	4500.0	28	39601	No
87	GOM_NL__2PRFIN20090926_160417_000000202082_00469_39601_9393.N1	26-SEP-2009 16:04:17	Dark	19.500	153	3Bet CMi	2.8940	13100.	39	39601	No
88	GOM_NL__2PRFIN20090926_161521_000000192082_00469_39601_9394.N1	26-SEP-2009 16:15:21	Dark	19.000	88	31Eta CMa	2.4480	20000.	38	39601	No
89	GOM_NL__2PRFIN20090926_161652_000000222082_00469_39601_9395.N1	26-SEP-2009 16:16:52	Dark	21.500	23	21Eps CMa	1.5020	26000.	43	39601	No
90	GOM_NL__2PRFIN20090926_162349_000000532082_00470_39602_9401.N1	26-SEP-2009 16:23:49	Dark	52.500	108	Alp Col	2.6520	15200.	105	39602	No
91	GOM_NL__2PRFIN20090926_163442_000000432082_00470_39602_9402.N1	26-SEP-2009 16:34:42	Straylight	43.000	157	The1Eri	2.9060	9300.0	86	39602	No
92	GOM_NL__2PRFIN20090926_164604_000000382082_00470_39602_9403.N1	26-SEP-2009 16:46:04	Twl_and_stray	37.500	52	16Bet Cet	2.0370	4500.0	75	39602	No
93	GOM_NL__2PRFIN20090926_165656_000000382082_00470_39602_9404.N1	26-SEP-2009 16:56:56	Bright	38.000	140	88Gam Peg	2.8340	26000.	76	39602	No
94	GOM_NL__2PRFIN20090926_170110_000000382082_00470_39602_9405.N1	26-SEP-2009 17:01:10	Bright	38.000	58	21Alp And	2.0730	11000.	76	39602	No
95	GOM_NL__2PRFIN20090926_170522_000000202082_00470_39602_9406.N1	26-SEP-2009 17:05:22	Twl_and_stray	19.500	53	43Bet And	2.0480	3300.0	39	39602	No
96	GOM_NL__2PRFIN20090926_170943_000000142082_00470_39602_9407.N1	26-SEP-2009 17:09:43	Twl_and_stray	14.000	74	11Bet Cas	2.2680	6600.0	28	39602	No
97	GOM_NL__2PRFIN20090926_171112_000000362082_00470_39602_9408.N1	26-SEP-2009 17:11:12	Bright	36.000	76	27Gam Cas	2.3000	30000.	72	39602	No
98	GOM_NL__2PRFIN20090926_173518_000000362082_00470_39602_9409.N1	26-SEP-2009 17:35:18	Bright	36.000	24	66Alp Gem	1.5800	10200.	72	39602	No
99	GOM_NL__2PRFIN20090926_174521_000000422082_00470_39602_9410.N1	26-SEP-2009 17:45:21	Dark	41.500	8	10Alp CMi	0.40000	6500.0	83	39602	No
100	GOM_NL__2PRFIN20090926_175235_000000342082_00470_39602_9411.N1	26-SEP-2009 17:52:35	Dark	34.000	132	15Rho Pup	2.8030	6900.0	68	39602	No
101	GOM_NL__2PRFIN20090926_175557_000000392082_00470_39602_9412.N1	26-SEP-2009 17:55:57	Dark	39.000	88	31Eta CMa	2.4480	20000.	78	39602	No

102	GOM_NL__2PRFIN20090926_175729_000000432082_00470_39602_9413.N1	26-SEP-2009 17:57:29	Dark	43.000	23	21Eps CMa	1.5020	26000.	86	39602	No
103	GOM_NL__2PRFIN20090926_180426_000000542082_00471_39603_9415.N1	26-SEP-2009 18:04:26	Dark	53.500	108	Alp Col	2.6520	15200.	107	39603	No
104	GOM_NL__2PRFIN20090926_181519_000000432082_00471_39603_9416.N1	26-SEP-2009 18:15:19	Straylight	42.500	157	The1Eri	2.9060	9300.0	85	39603	No
105	GOM_NL__2PRFIN20090926_182640_000000372082_00471_39603_9417.N1	26-SEP-2009 18:26:40	Tw_i_and_stray	36.500	52	16Bet Cet	2.0370	4500.0	73	39603	No
106	GOM_NL__2PRFIN20090926_183732_000000382082_00471_39603_9418.N1	26-SEP-2009 18:37:32	Bright	37.500	140	88Gam Peg	2.8340	26000.	75	39603	No
107	GOM_NL__2PRFIN20090926_184146_000000382082_00471_39603_9419.N1	26-SEP-2009 18:41:46	Bright	37.500	58	21Alp And	2.0730	11000.	75	39603	No
108	GOM_NL__2PRFIN20090926_184558_000000452082_00471_39603_9420.N1	26-SEP-2009 18:45:58	Bright	45.000	53	43Bet And	2.0480	3300.0	90	39603	No
109	GOM_NL__2PRFIN20090926_185019_000000352082_00471_39603_9421.N1	26-SEP-2009 18:50:19	Bright	34.500	74	11Bet Cas	2.2680	6600.0	69	39603	No
110	GOM_NL__2PRFIN20090926_185147_000000362082_00471_39603_9422.N1	26-SEP-2009 18:51:47	Bright	36.000	76	27Gam Cas	2.3000	30000.	72	39603	No
111	GOM_NL__2PRFIN20090926_191554_000000362082_00471_39603_9423.N1	26-SEP-2009 19:15:54	Bright	35.500	24	66Alp Gem	1.5800	10200.	71	39603	No
112	GOM_NL__2PRFIN20090926_192558_000000412082_00471_39603_9424.N1	26-SEP-2009 19:25:58	Dark	41.000	8	10Alp CMi	0.40000	6500.0	82	39603	No
113	GOM_NL__2PRFIN20090926_193311_000000342082_00471_39603_9425.N1	26-SEP-2009 19:33:11	Dark	34.000	132	15Rho Pup	2.8030	6900.0	68	39603	No
114	GOM_NL__2PRFIN20090926_193634_000000392082_00471_39603_9426.N1	26-SEP-2009 19:36:34	Dark	39.000	88	31Eta CMa	2.4480	20000.	78	39603	No
115	GOM_NL__2PRFIN20090926_193806_000000432082_00471_39603_9427.N1	26-SEP-2009 19:38:06	Dark	42.500	23	21Eps CMa	1.5020	26000.	85	39603	No
116	GOM_NL__2PRFIN20090926_194503_000000572082_00472_39604_9429.N1	26-SEP-2009 19:45:03	Dark	57.000	108	Alp Col	2.6520	15200.	114	39604	No
117	GOM_NL__2PRFIN20090926_195556_000000422082_00472_39604_9430.N1	26-SEP-2009 19:55:56	Straylight	42.000	157	The1Eri	2.9060	9300.0	84	39604	No
118	GOM_NL__2PRFIN20090926_200716_000000372082_00472_39604_9431.N1	26-SEP-2009 20:07:16	Tw_i_and_stray	36.500	52	16Bet Cet	2.0370	4500.0	73	39604	No
119	GOM_NL__2PRFIN20090926_201807_000000372082_00472_39604_9432.N1	26-SEP-2009 20:18:07	Bright	37.000	140	88Gam Peg	2.8340	26000.	74	39604	No
120	GOM_NL__2PRFIN20090926_202221_000000382082_00472_39604_9433.N1	26-SEP-2009 20:22:21	Bright	37.500	58	21Alp And	2.0730	11000.	75	39604	No
121	GOM_NL__2PRFIN20090926_202633_000000452082_00472_39604_9434.N1	26-SEP-2009 20:26:33	Bright	44.500	53	43Bet And	2.0480	3300.0	89	39604	No
122	GOM_NL__2PRFIN20090926_203055_000000342082_00472_39604_9435.N1	26-SEP-2009 20:30:55	Bright	34.000	74	11Bet Cas	2.2680	6600.0	68	39604	No
123	GOM_NL__2PRFIN20090926_203223_000000362082_00472_39604_9436.N1	26-SEP-2009 20:32:23	Bright	35.500	76	27Gam Cas	2.3000	30000.	71	39604	No
124	GOM_NL__2PRFIN20090926_205630_000000352082_00472_39604_9437.N1	26-SEP-2009 20:56:30	Tw_i_and_stray	34.500	24	66Alp Gem	1.5800	10200.	69	39604	No
125	GOM_NL__2PRFIN20090926_210635_000000402082_00472_39604_9438.N1	26-SEP-2009 21:06:35	Dark	40.000	8	10Alp CMi	0.40000	6500.0	80	39604	No
126	GOM_NL__2PRFIN20090926_211348_000000342082_00472_39604_9439.N1	26-SEP-2009 21:13:48	Dark	33.500	132	15Rho Pup	2.8030	6900.0	67	39604	No
127	GOM_NL__2PRFIN20090926_211711_000000392082_00472_39604_9440.N1	26-SEP-2009 21:17:11	Dark	38.500	88	31Eta CMa	2.4480	20000.	77	39604	No
128	GOM_NL__2PRFIN20090926_211843_000000422082_00472_39604_9441.N1	26-SEP-2009 21:18:43	Dark	42.000	23	21Eps CMa	1.5020	26000.	84	39604	No
129	GOM_NL__2PRFIN20090926_212541_000000512082_00473_39605_9443.N1	26-SEP-2009 21:25:41	Dark	50.500	108	Alp Col	2.6520	15200.	101	39605	No
130	GOM_NL__2PRFIN20090926_213632_000000422082_00473_39605_9444.N1	26-SEP-2009 21:36:32	Straylight	42.000	157	The1Eri	2.9060	9300.0	84	39605	No
131	GOM_NL__2PRFIN20090926_214752_000000362082_00473_39605_9445.N1	26-SEP-2009 21:47:52	Straylight	36.000	52	16Bet Cet	2.0370	4500.0	72	39605	No
132	GOM_NL__2PRFIN20090926_215843_000000372082_00473_39605_9446.N1	26-SEP-2009 21:58:43	Bright	37.000	140	88Gam Peg	2.8340	26000.	74	39605	No
133	GOM_NL__2PRFIN20090926_220257_000000372082_00473_39605_9447.N1	26-SEP-2009 22:02:57	Bright	37.000	58	21Alp And	2.0730	11000.	74	39605	No
134	GOM_NL__2PRFIN20090926_220708_000000452082_00473_39605_9448.N1	26-SEP-2009 22:07:08	Bright	44.500	53	43Bet And	2.0480	3300.0	89	39605	No
135	GOM_NL__2PRFIN20090926_221130_000000342082_00473_39605_9449.N1	26-SEP-2009 22:11:30	Bright	34.000	74	11Bet Cas	2.2680	6600.0	68	39605	No
136	GOM_NL__2PRFIN20090926_221259_000000362082_00473_39605_9450.N1	26-SEP-2009 22:12:59	Bright	35.500	76	27Gam Cas	2.3000	30000.	71	39605	No
137	GOM_NL__2PRFIN20090926_223707_000000352082_00473_39605_9451.N1	26-SEP-2009 22:37:07	Tw_i_and_stray	34.500	24	66Alp Gem	1.5800	10200.	69	39605	No
138	GOM_NL__2PRFIN20090926_224711_000000402082_00473_39605_9452.N1	26-SEP-2009 22:47:11	Dark	39.500	8	10Alp CMi	0.40000	6500.0	79	39605	No
139	GOM_NL__2PRFIN20090926_225424_000000342082_00473_39605_9453.N1	26-SEP-2009 22:54:24	Dark	33.500	132	15Rho Pup	2.8030	6900.0	67	39605	No
140	GOM_NL__2PRFIN20090926_225920_000000422082_00473_39605_9454.N1	26-SEP-2009 22:59:20	Dark	42.000	23	21Eps CMa	1.5020	26000.	84	39605	No
141	GOM_NL__2PRFIN20090926_230618_000000512082_00474_39606_9476.N1	26-SEP-2009 23:06:18	Dark	50.500	108	Alp Col	2.6520	15200.	101	39606	No
142	GOM_NL__2PRFIN20090926_231709_000000422082_00474_39606_9477.N1	26-SEP-2009 23:17:09	Straylight	42.000	157	The1Eri	2.9060	9300.0	84	39606	No
143	GOM_NL__2PRFIN20090926_232828_000000362082_00474_39606_9478.N1	26-SEP-2009 23:28:28	Straylight	35.500	52	16Bet Cet	2.0370	4500.0	71	39606	No
144	GOM_NL__2PRFIN20090926_233918_000000372082_00474_39606_9479.N1	26-SEP-2009 23:39:18	Bright	37.000	140	88Gam Peg	2.8340	26000.	74	39606	No
145	GOM_NL__2PRFIN20090926_234332_000000372082_00474_39606_9480.N1	26-SEP-2009 23:43:32	Bright	37.000	58	21Alp And	2.0730	11000.	74	39606	No
146	GOM_NL__2PRFIN20090926_234742_000000452082_00474_39606_9481.N1	26-SEP-2009 23:47:42	Bright	44.500	53	43Bet And	2.0480	3300.0	89	39606	No
147	GOM_NL__2PRFIN20090926_235206_000000342082_00474_39606_9482.N1	26-SEP-2009 23:52:06	Bright	34.000	74	11Bet Cas	2.2680	6600.0	68	39606	No
148	GOM_NL__2PRFIN20090926_235334_000000352082_00474_39606_9483.N1	26-SEP-2009 23:53:34	Bright	35.000	76	27Gam Cas	2.3000	30000.	70	39606	No

3. Quality information per product

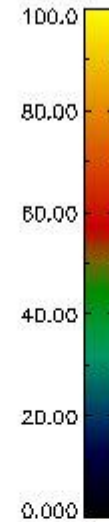
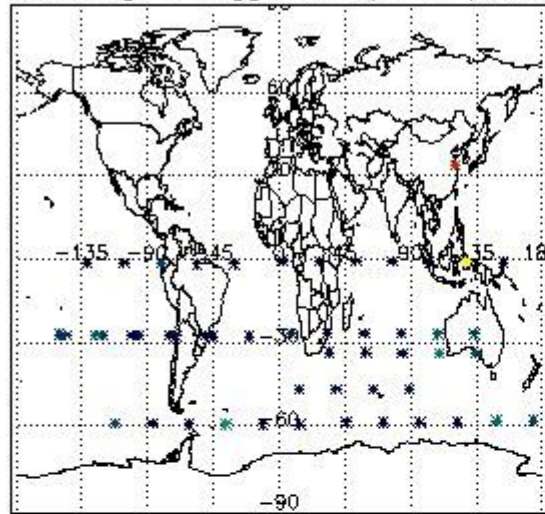
In this section it is plotted some information contained in the Quality Summary data set of the level 2 products. Only products in dark limb conditions and without errors (error flag in the MPH set to "0") are used.

3.1 Plot quality information per product (time dependant)

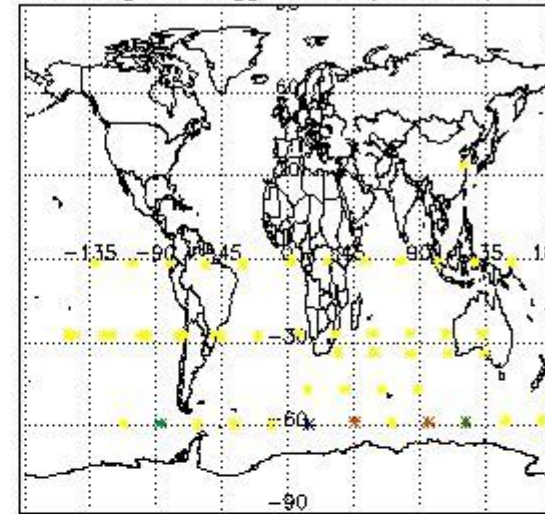


3.2 Plot quality information per product (world map)


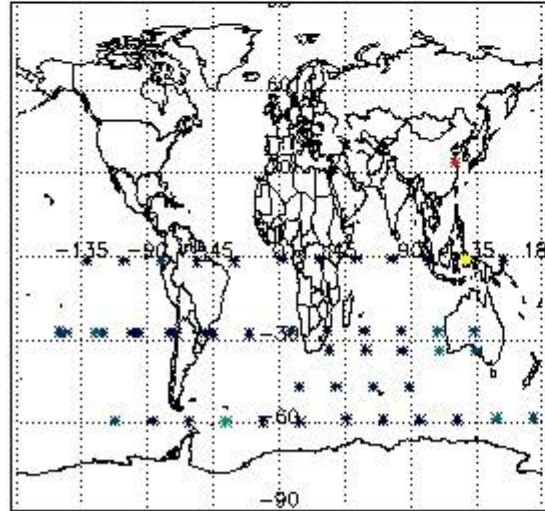
Percentage of flagged data per O3 profile



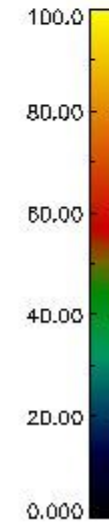
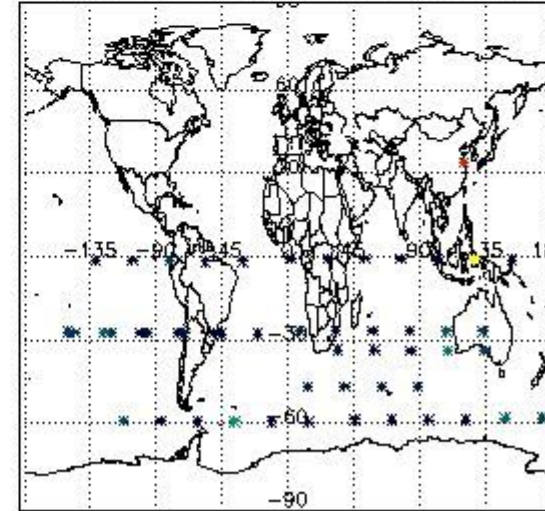
Percentage of flagged data per H2O profile



Percentage of flagged data per NO2 profile



Percentage of flagged data per NO3 profile

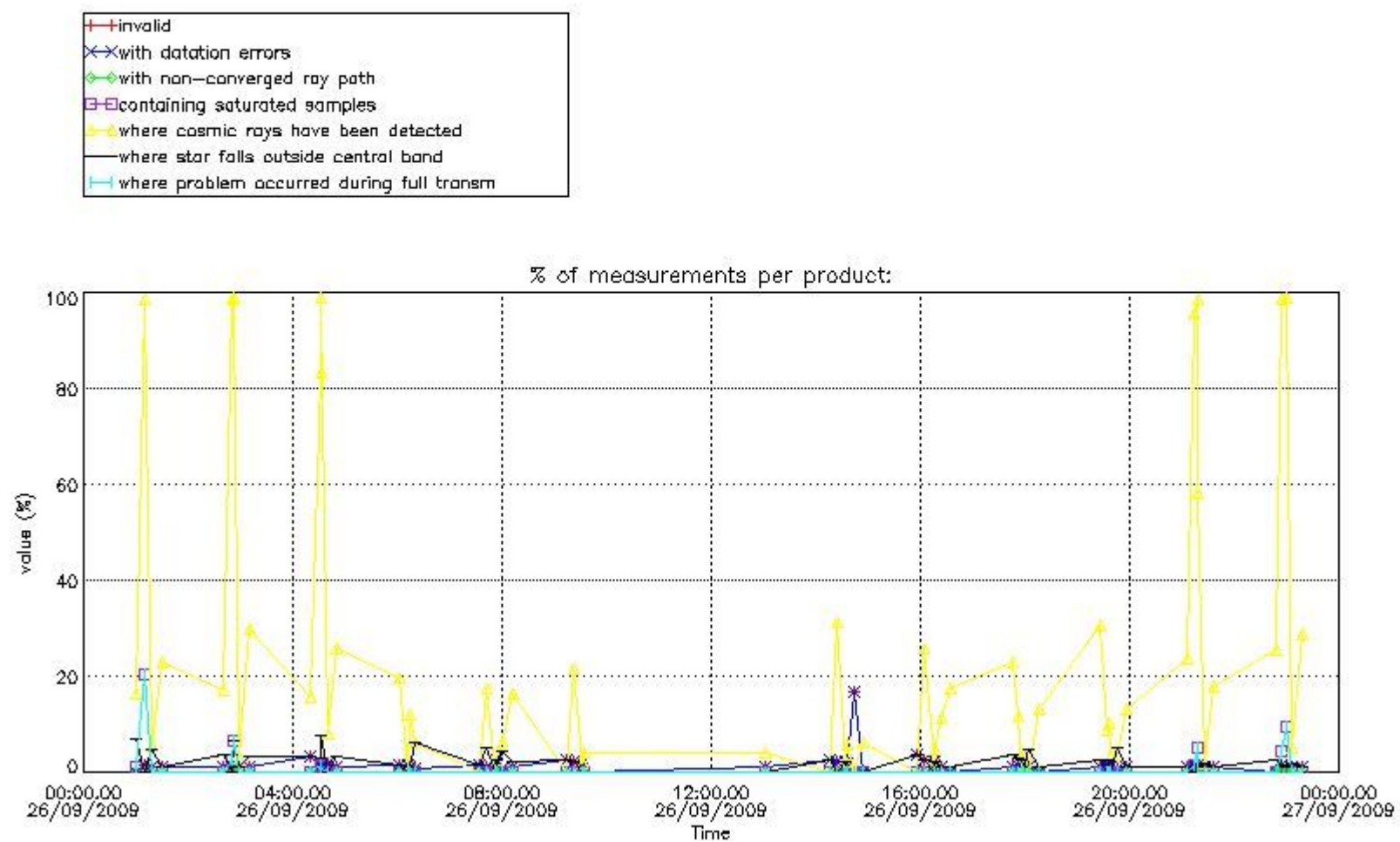


4. Level 1 quality information per product

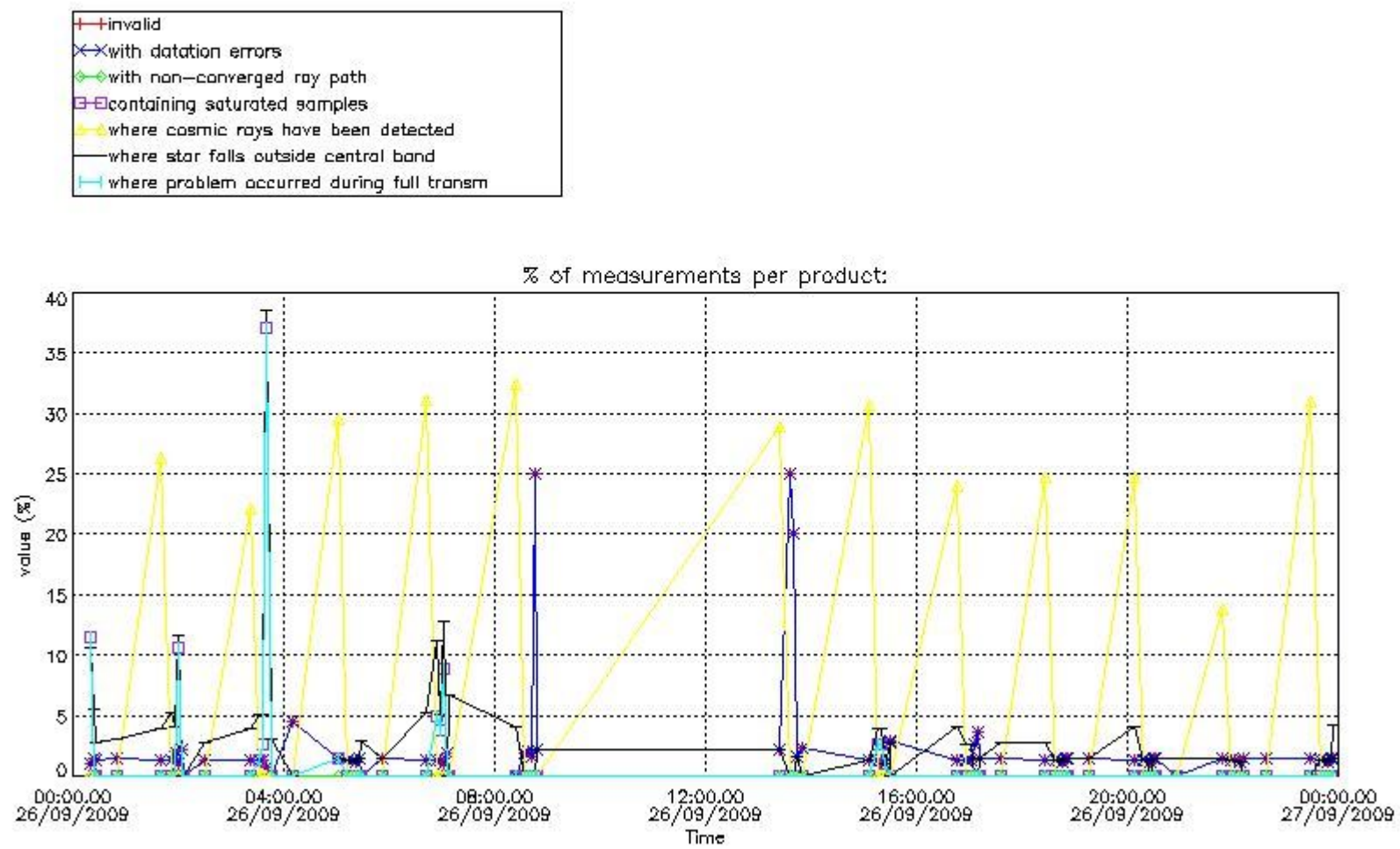
In this section it is plotted some information contained in the Quality Summary data set of the level 2 products that comes from the level 1b processing. Products without errors (error flag in the MPH set to "0") are used.

4.1 Plot quality information per product (time dependant) coming from level 1b processing

4.1.1 Plot level 1 quality information per product (time dependant): ENVISAT ASCENDING passes



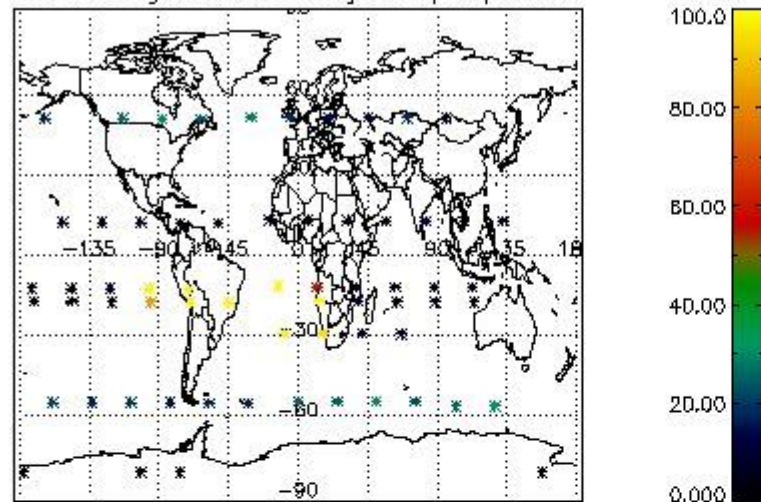
4.1.2 Plot level 1 quality information per product (time dependant): ENVI SAT DESCENDING passes



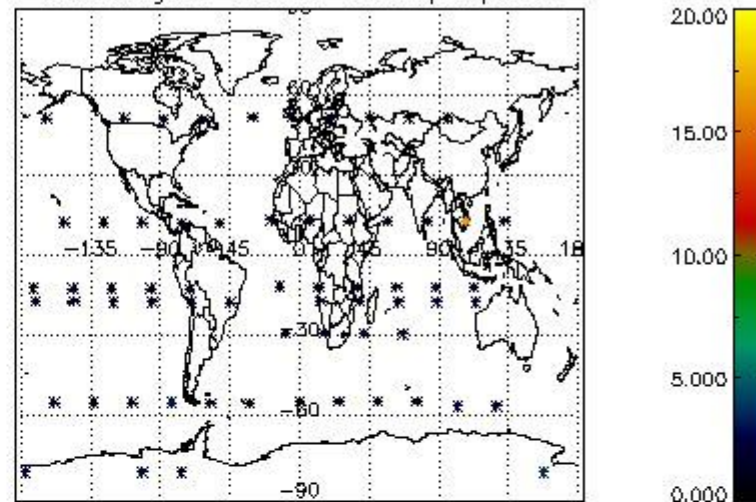
4.2 Plot quality information per product coming from level 1b processing (world map)

4.2.1 Plot level 1 quality information per product (world map): ENVISAT ASCENDING passes

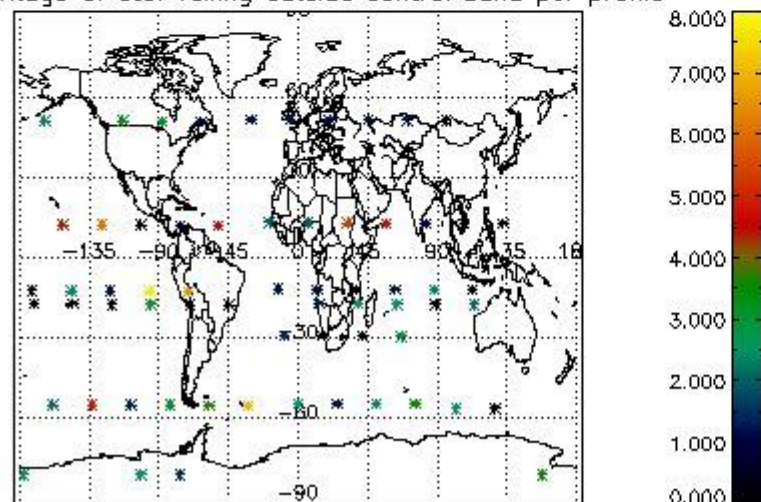
Percentage of cosmic ray hits per profile



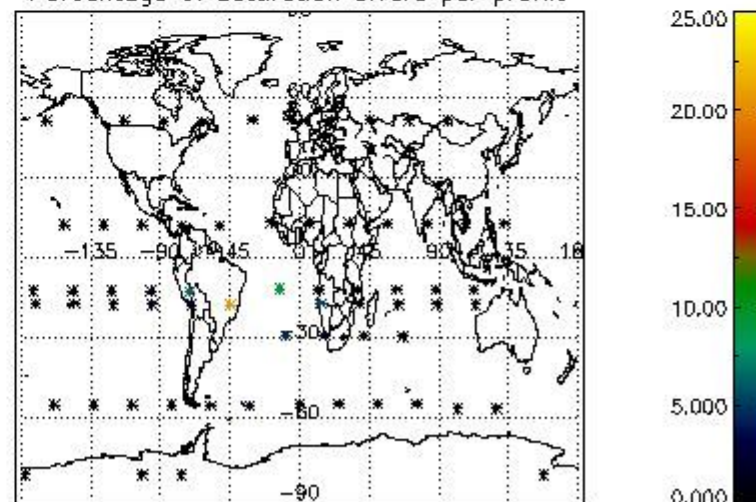
Percentage of datation errors per profile



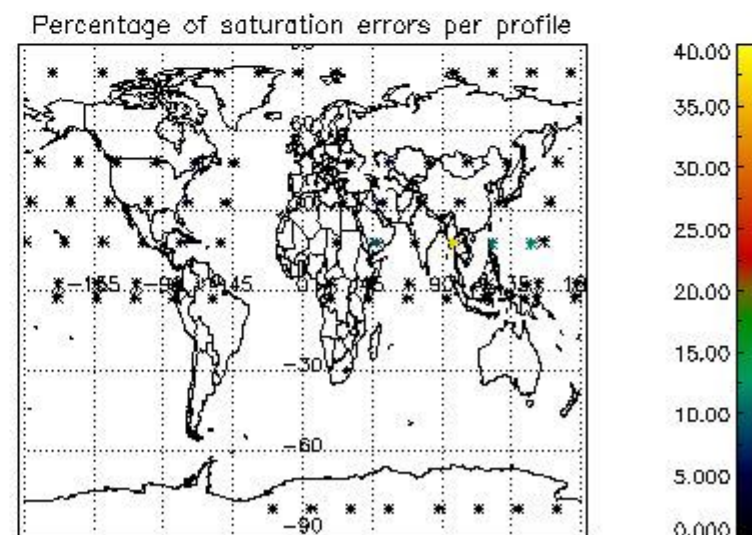
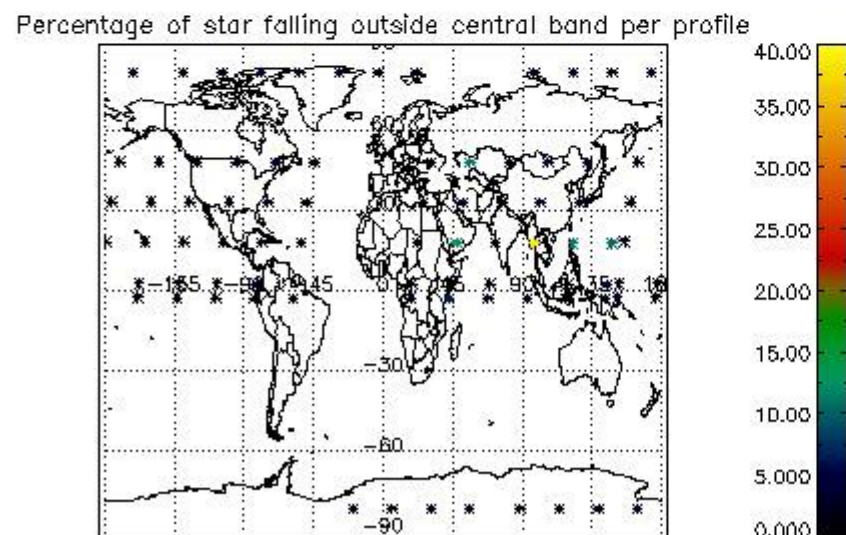
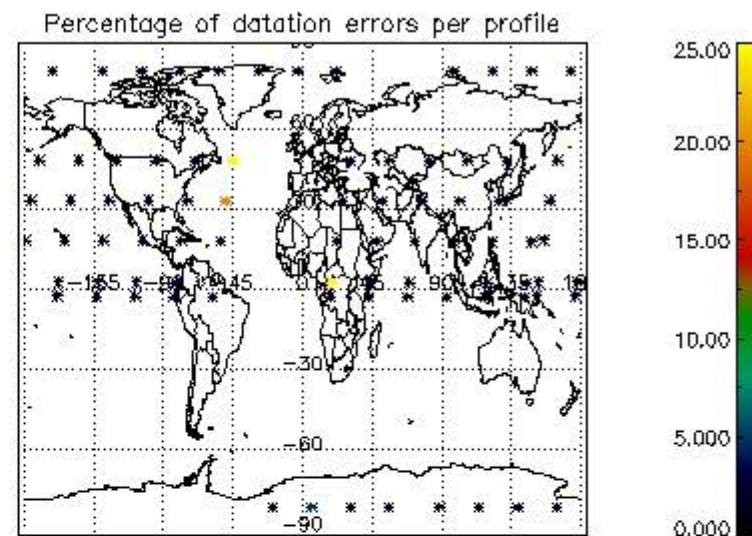
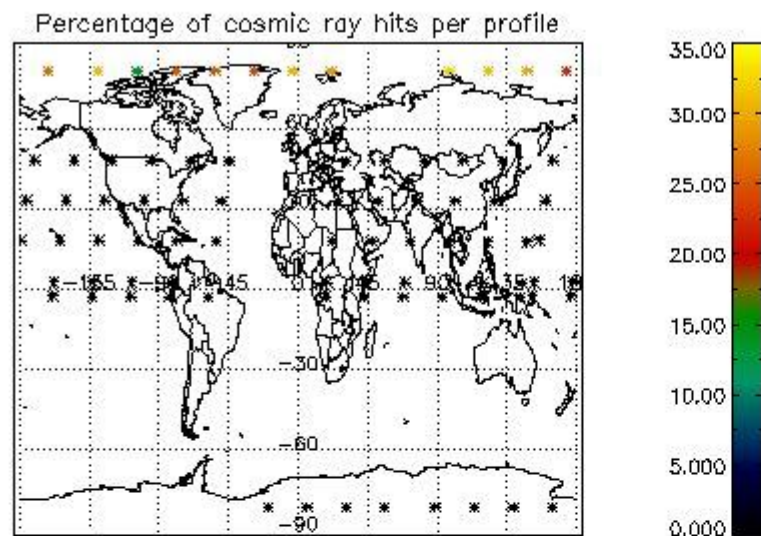
Percentage of star falling outside central band per profile



Percentage of saturation errors per profile



4.2.2 Plot level 1 quality information per product (world map): ENVISAT DESCENDING passes



5. Trace gas profiles

5.1 Ozone statistics based on quality of products

The final quality of the products can be "measured" using the STD (Standard Deviation) attached to every point profile. This information is written to the parameter GOM_NL__2P/NL_LOCAL_SPECIES_DENSITY/o3_std of the level 2 products. The table below shows the statistics for given STD ranges.

The statistics are given with respect to the overall valid production:

- Products without fatal errors: GOM_NL__2P/MPH/PRODUCT_ERR=0
- Valid point profile: GOM_NL__2P/NL_LOCAL_SPECIES_DENSITY/pcd(0)=0

The 'Criteria' is applied to valid points of dark limb products:

- Products in dark limb illumination condition: GOM_NL__2P/NL_SUMMARY_QUALITY/obs_ill_cond=0
- Products without fatal errors: GOM_NL__2P/MPH/PRODUCT_ERR=0
- Valid point profile: GOM_NL__2P/NL_LOCAL_SPECIES_DENSITY/pcd(0)=0

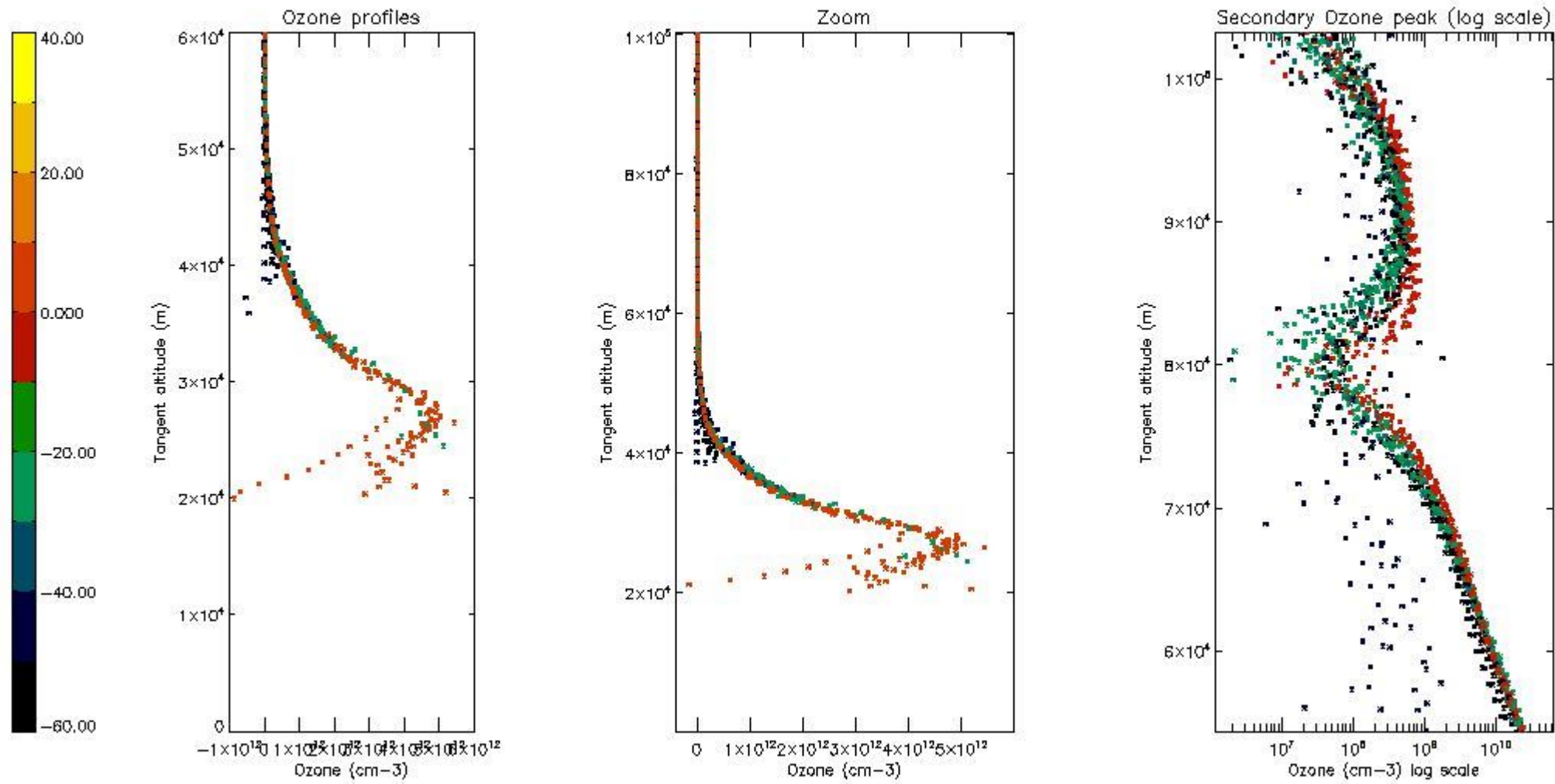
So, the table below shows the percentage of dark limb and valid observations for each criteria with respect to the overall valid daily observations.

Criteria	% of total production
All STD	37
STD < 20	20

STD < 10	16
STD < 5	13

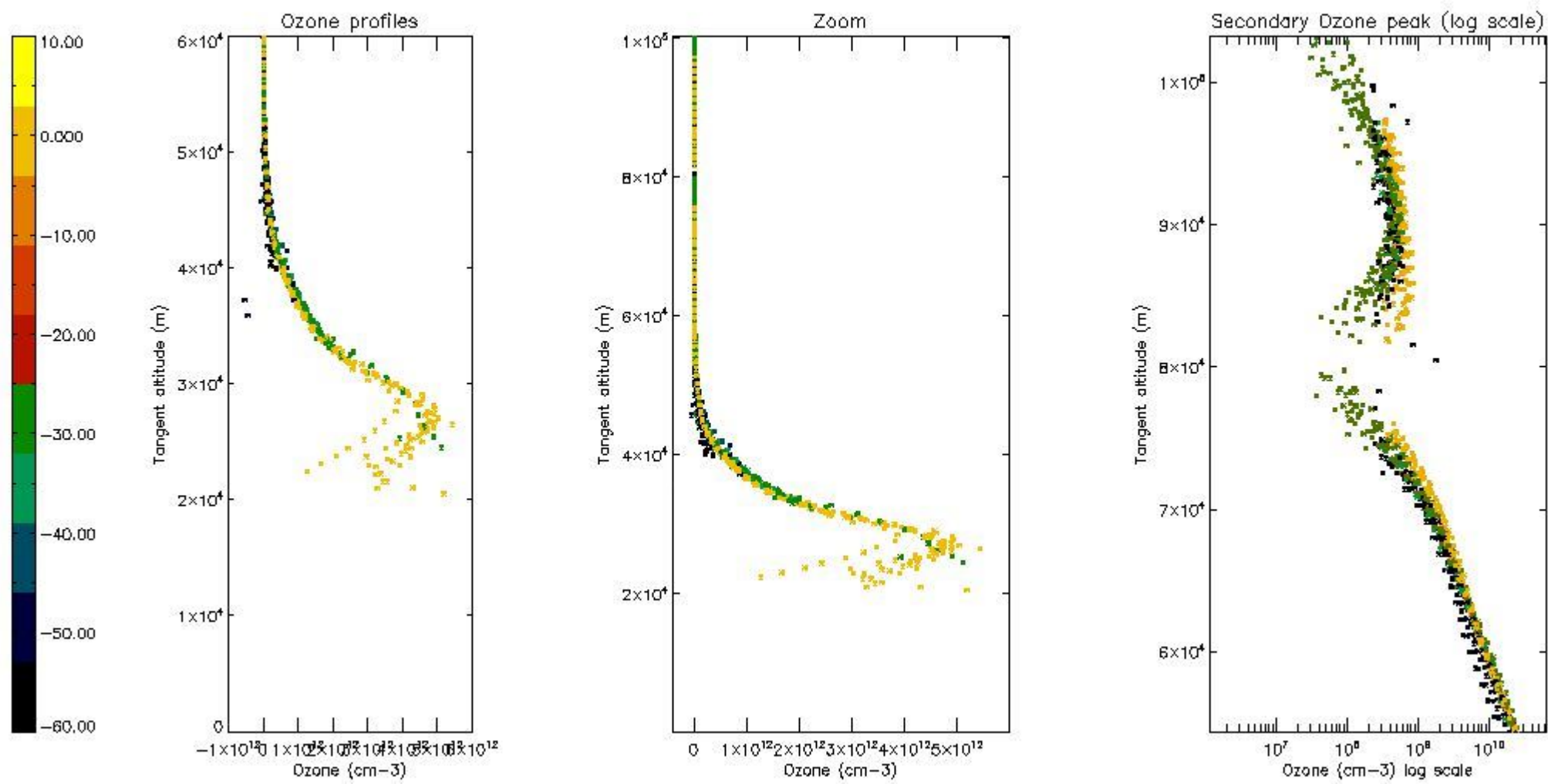
5.2 Plot ozone profiles for all STD (dark without errors)

The colorbar represents the latitude.



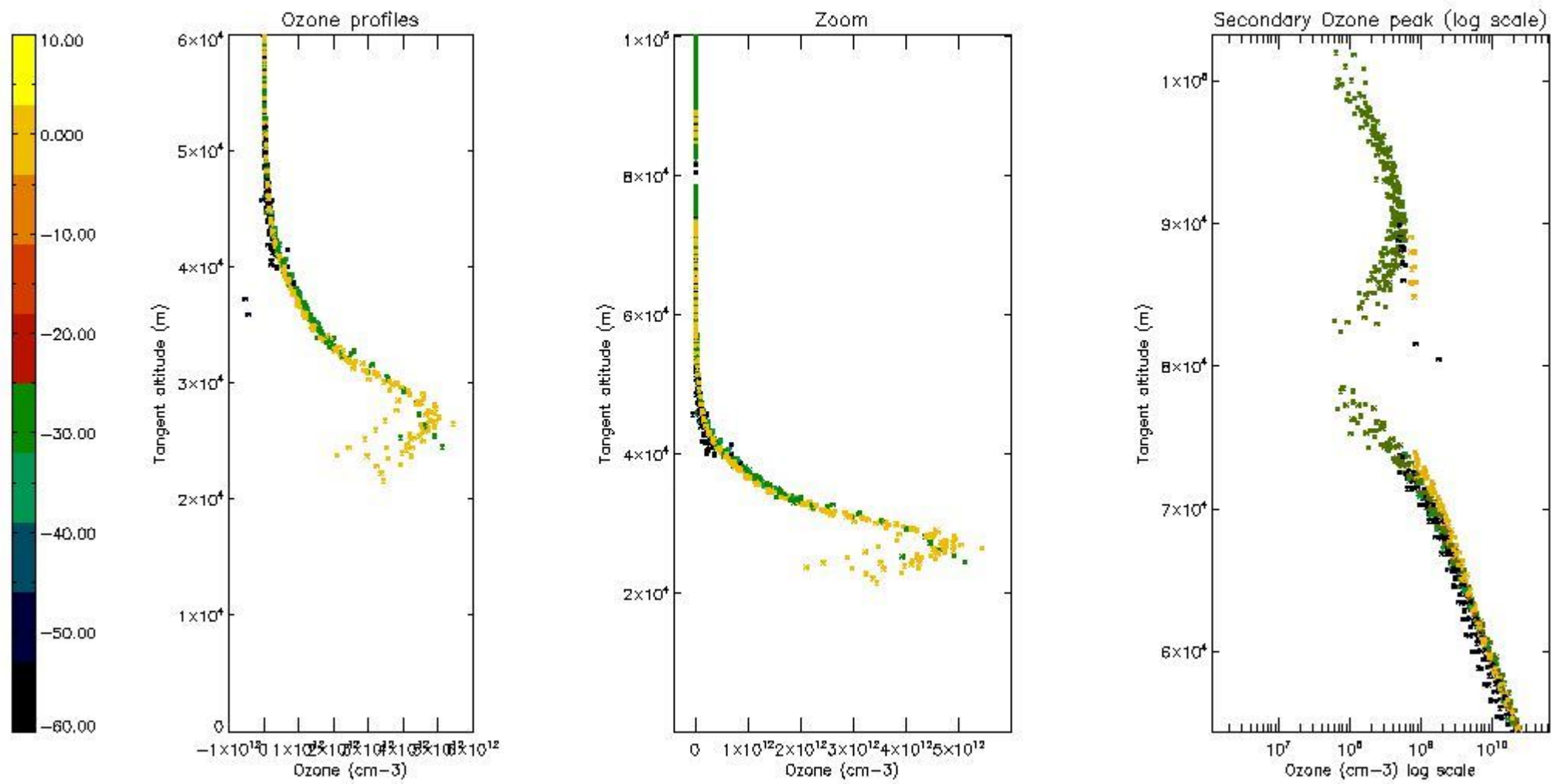
5.3 Plot ozone profiles where STD < 20% (dark without errors)

The colorbar represents the latitude.



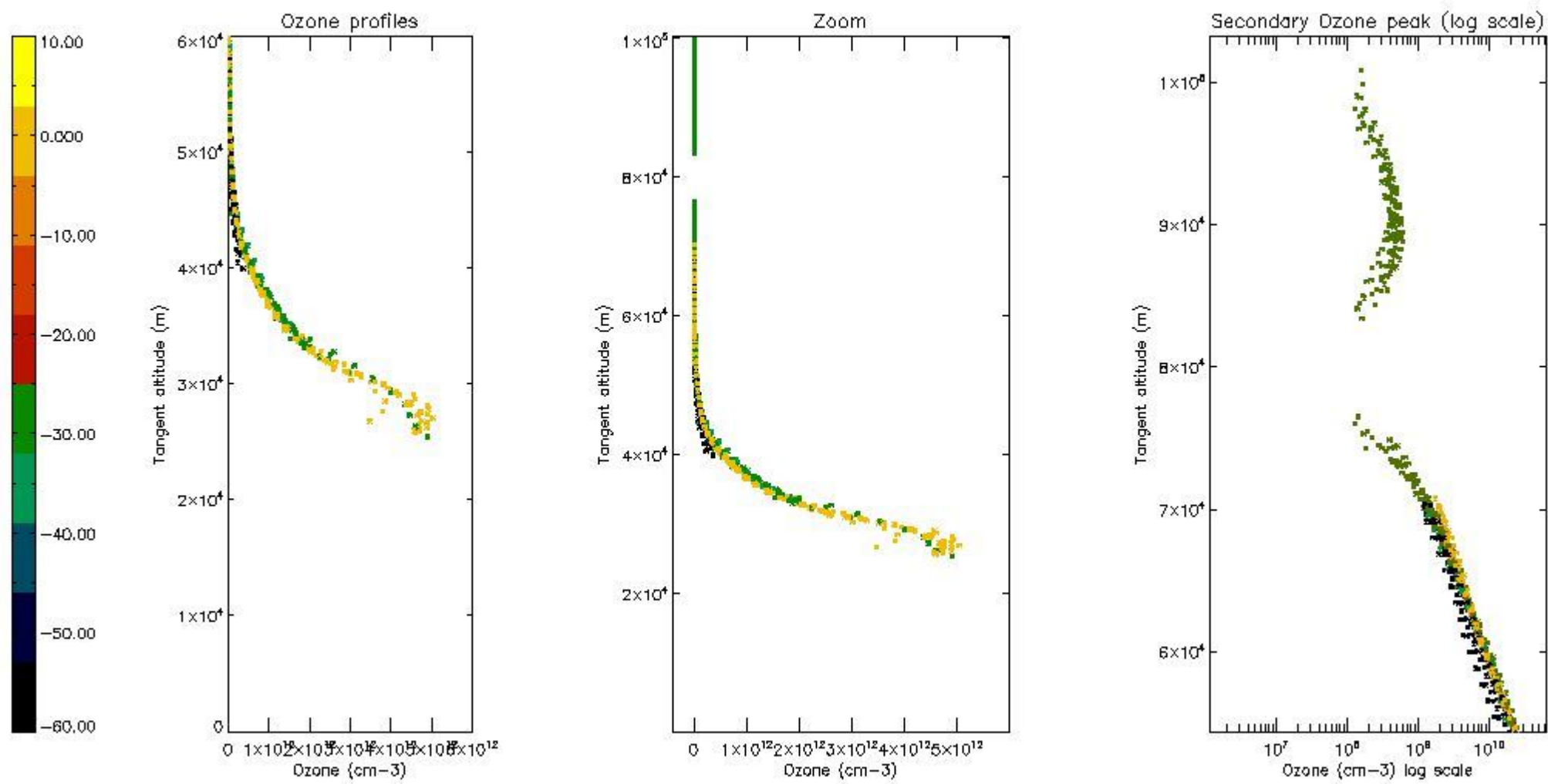
5.4 Plot ozone profiles where STD < 10% (dark without errors)

The colorbar represents the latitude.



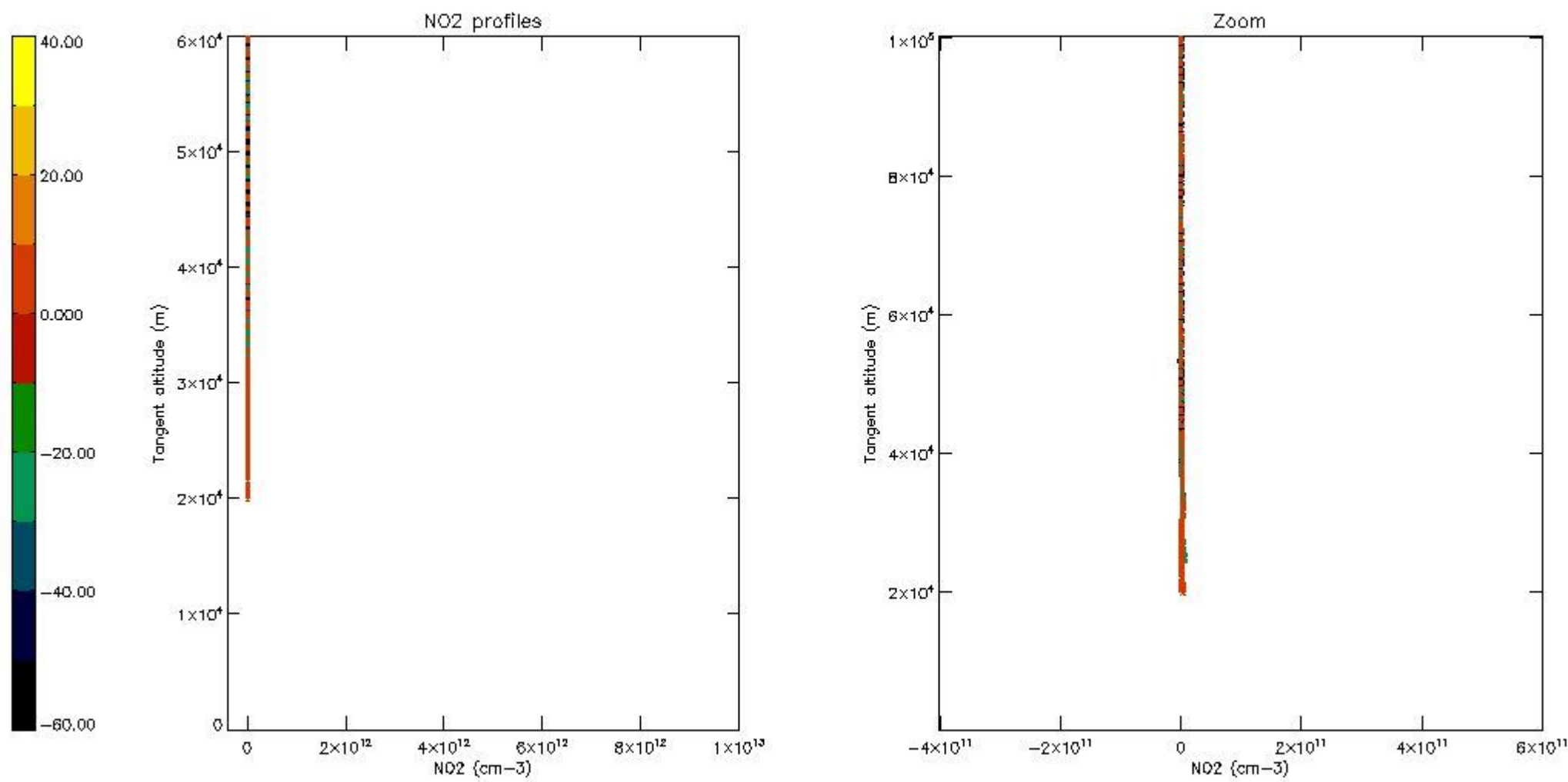
5.5 Plot ozone profiles where STD < 5% (dark without errors)

The colorbar represents the latitude.



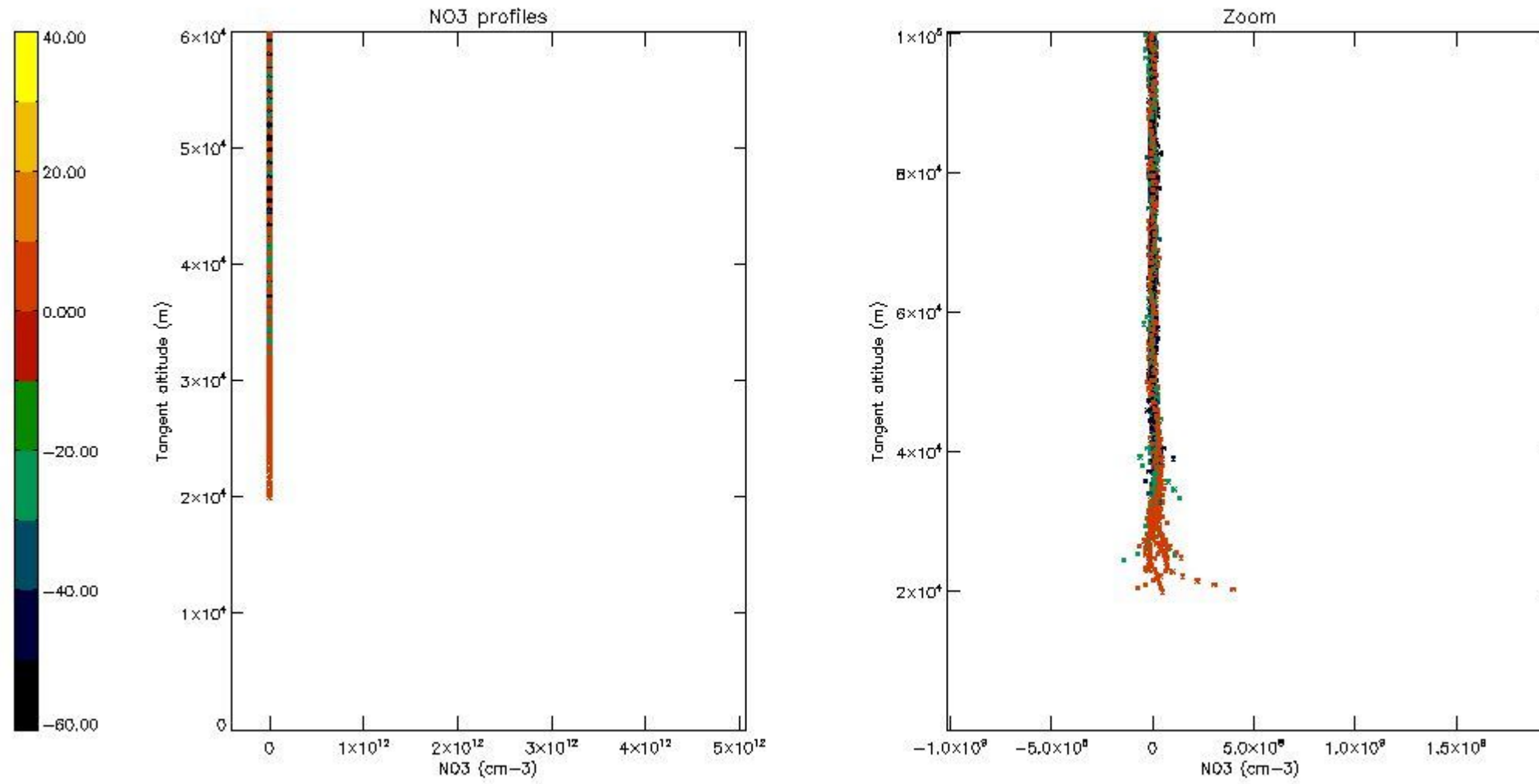
5.6 Plot NO₂ profiles for all STD (dark without errors)

The colorbar represents the latitude.



5.7 Plot NO3 profiles for all STD (dark without errors)

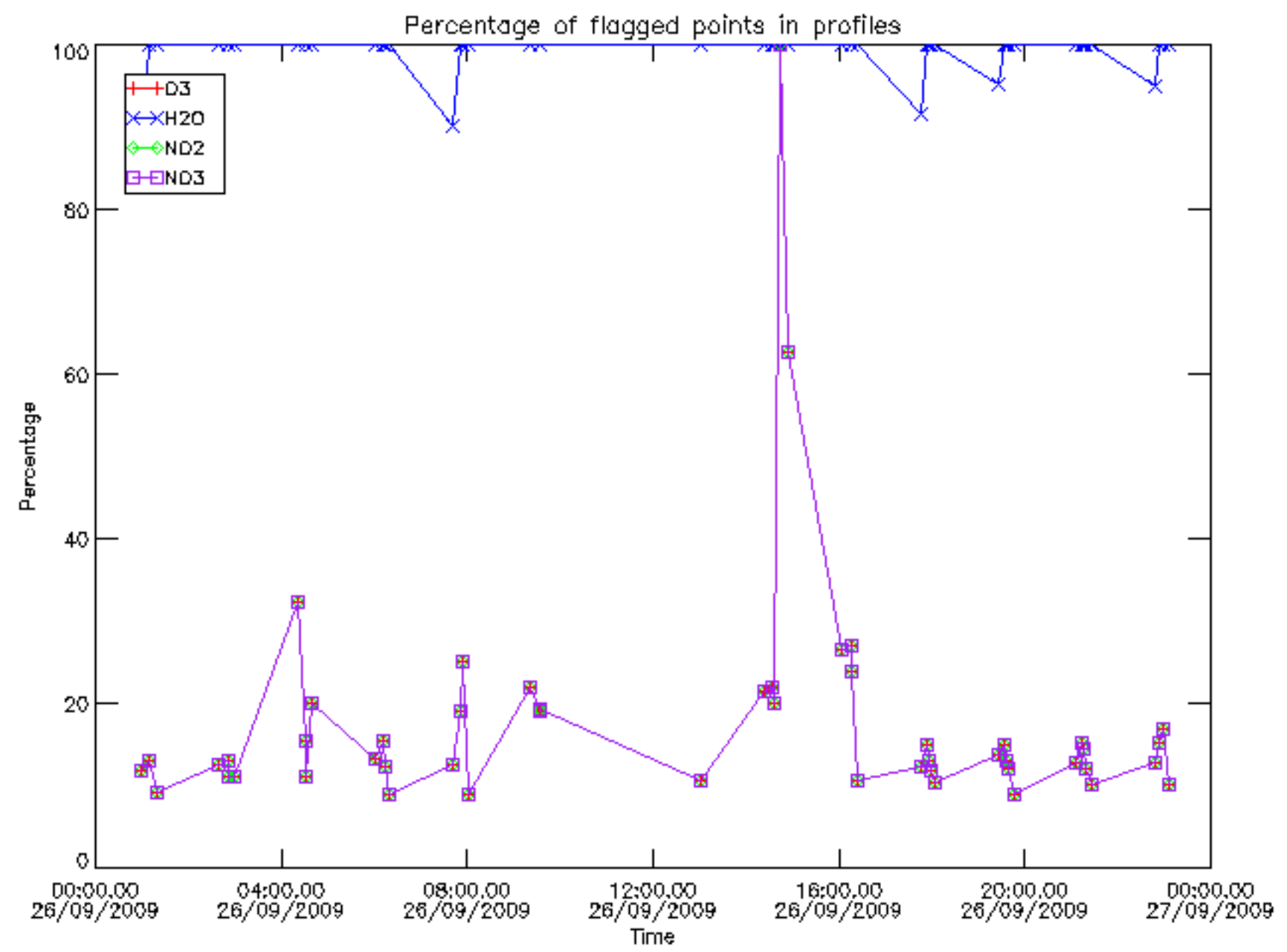
The colorbar represents the latitude.



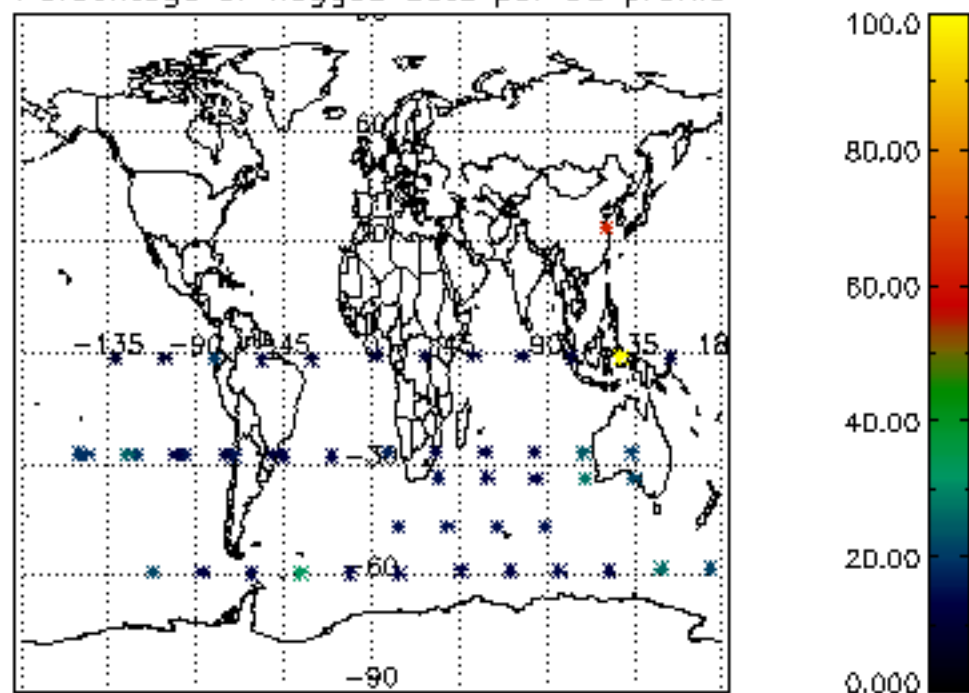
6. Auxiliary Data Files used for the production reported in section 2

The number reported in the third column indicates since which file (see list in section 2) the corresponding auxiliary file has been used. The fourth column is the date of those product files.

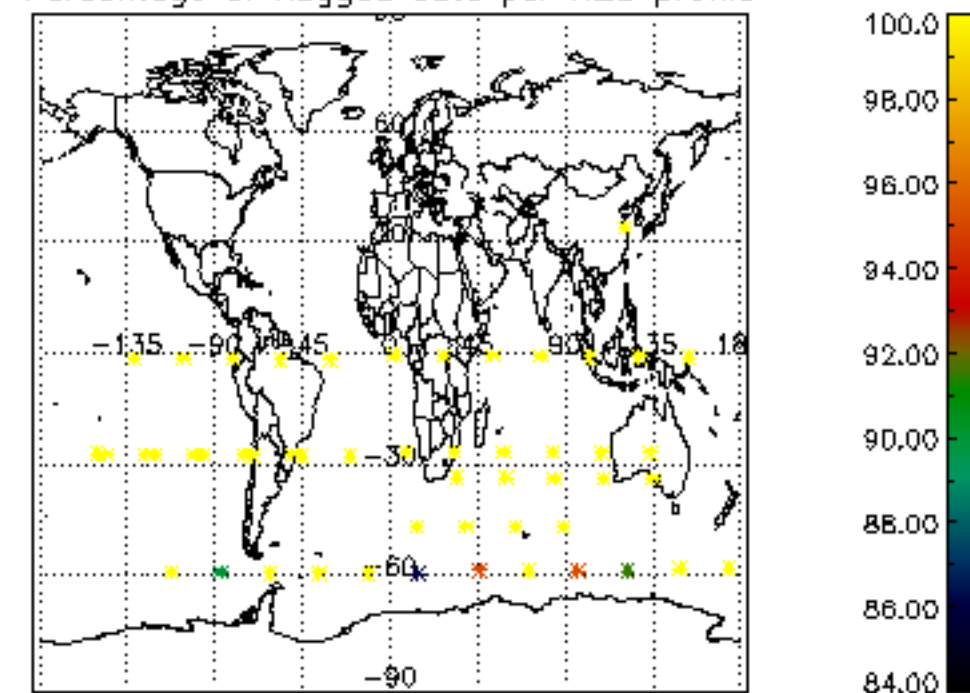
Type	Auxiliary Filename	Used since product	Used since product date
INST_PHYS_CHARACTERISTICS	GOM_INS_AXVIEC20091111_143220_20030716_120000_20500101_000000	1	26-SEP-2009 00:19:32
LEVEL-2_PROC_CONFIG	GOM_PR2_AXVIEC20091111_152718_20020301_000000_20500101_000000	1	26-SEP-2009 00:19:32
CROSS_SECTIONS_FILE	GOM_CRS_AXVIEC20091111_154832_20020301_000000_20500101_000000	1	26-SEP-2009 00:19:32



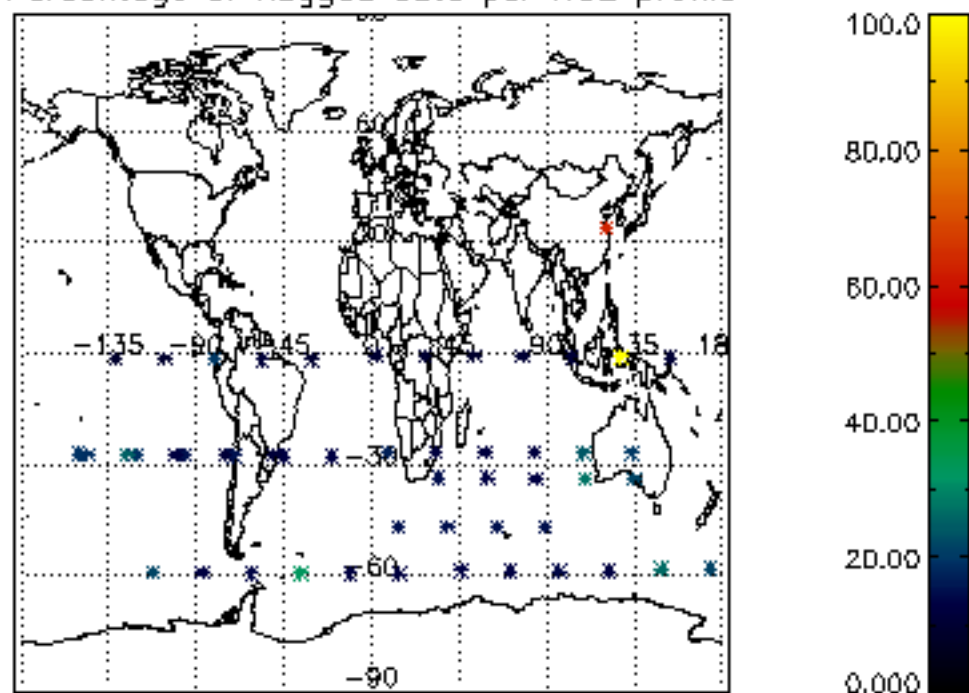
Percentage of flagged data per D3 profile



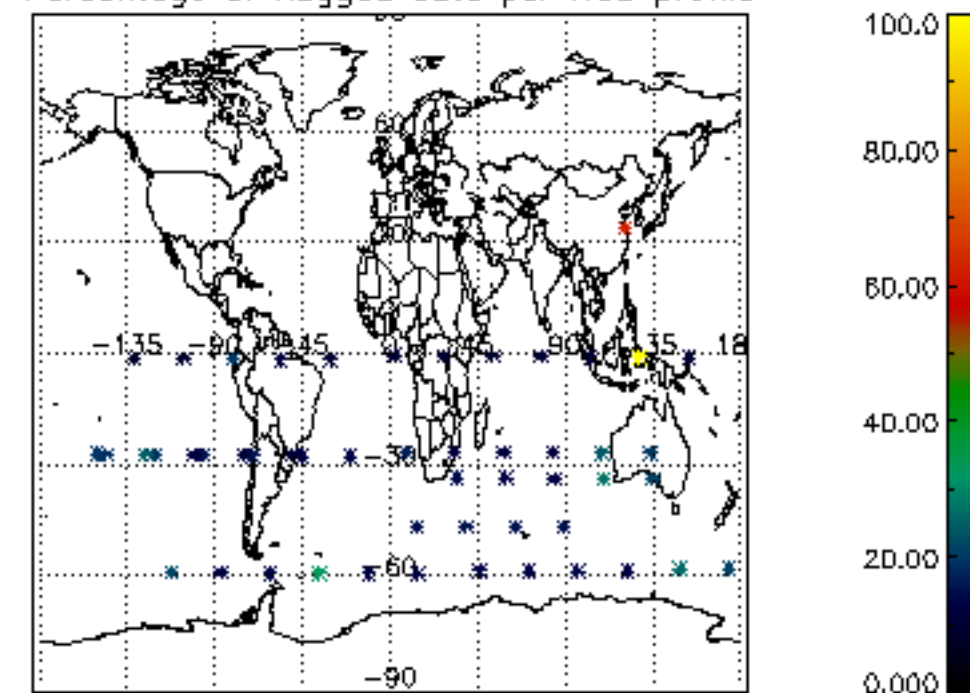
Percentage of flagged data per H2O profile

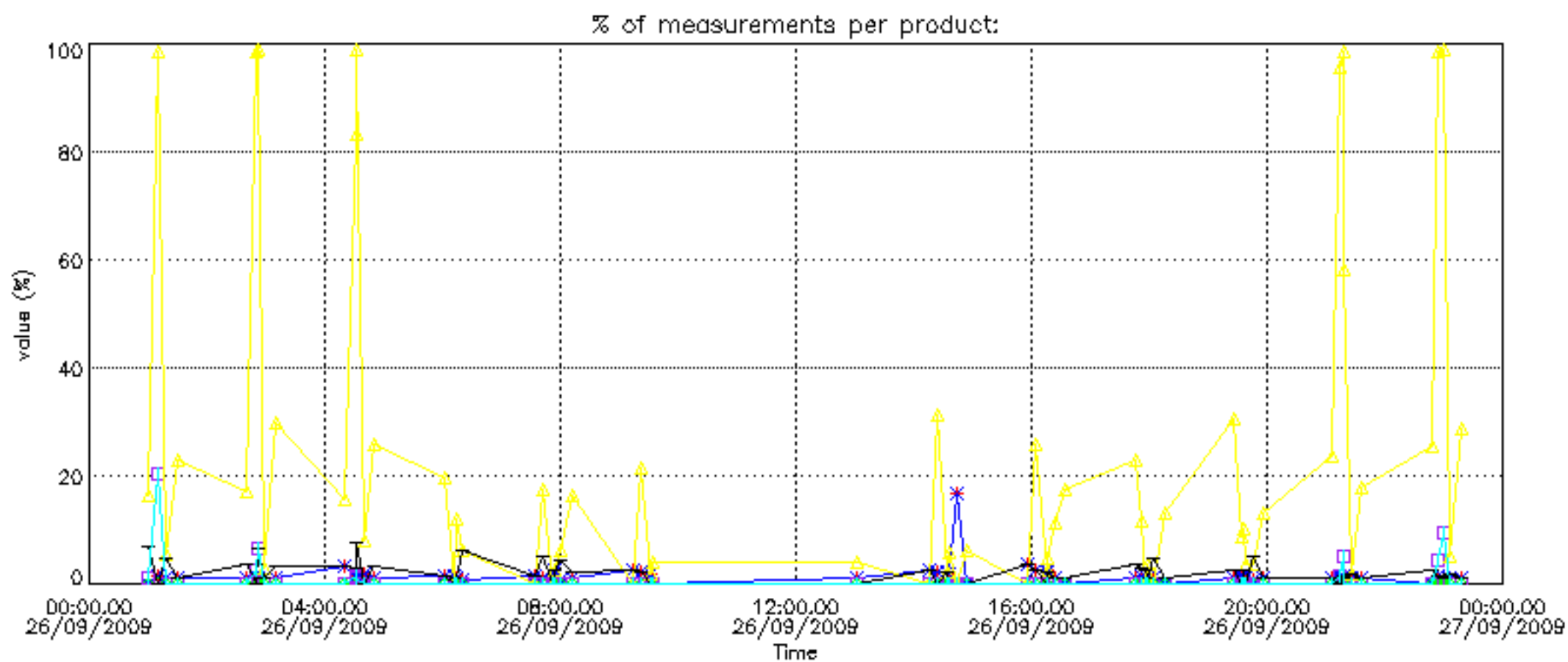


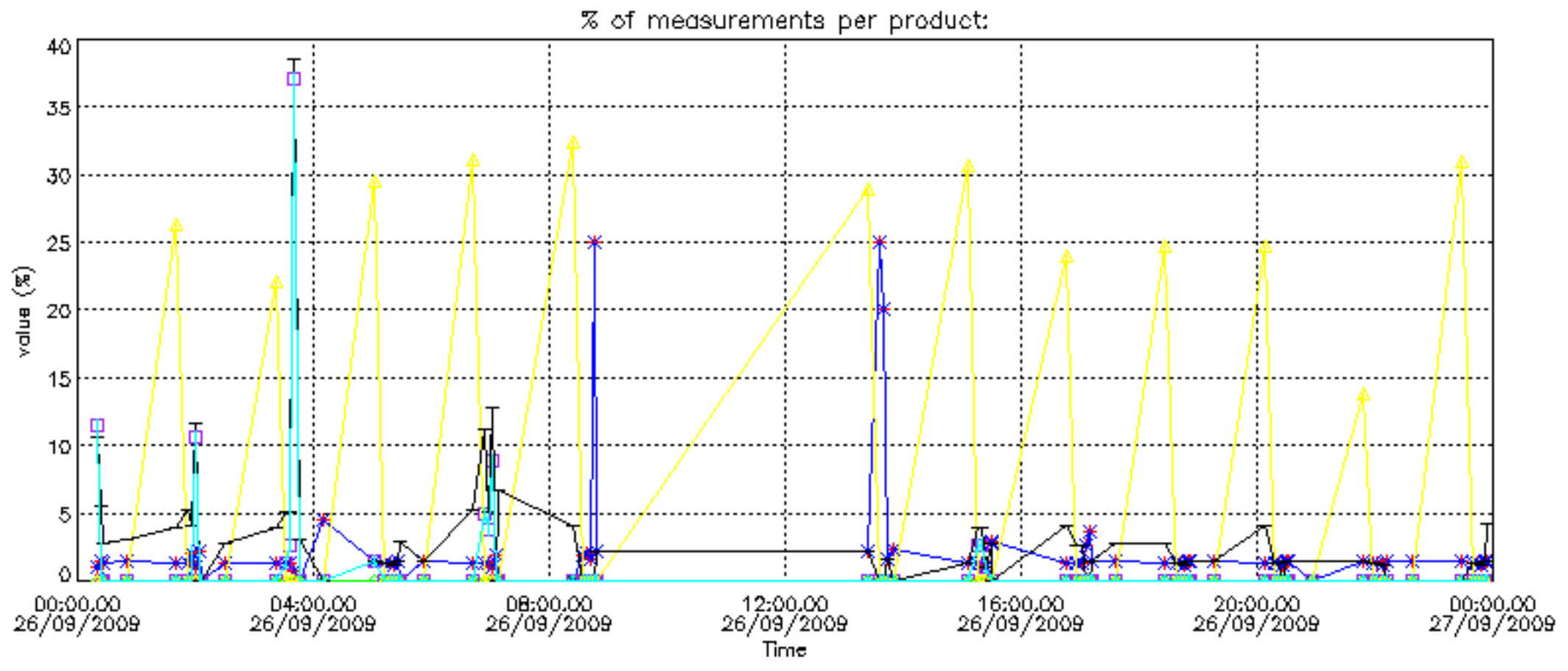
Percentage of flagged data per NO2 profile



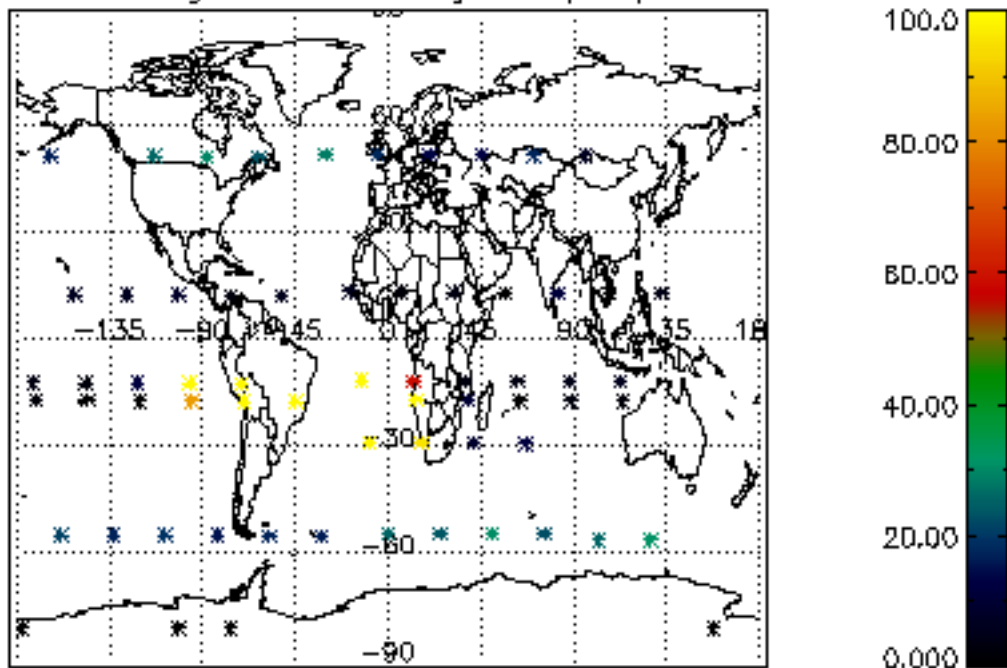
Percentage of flagged data per NO3 profile



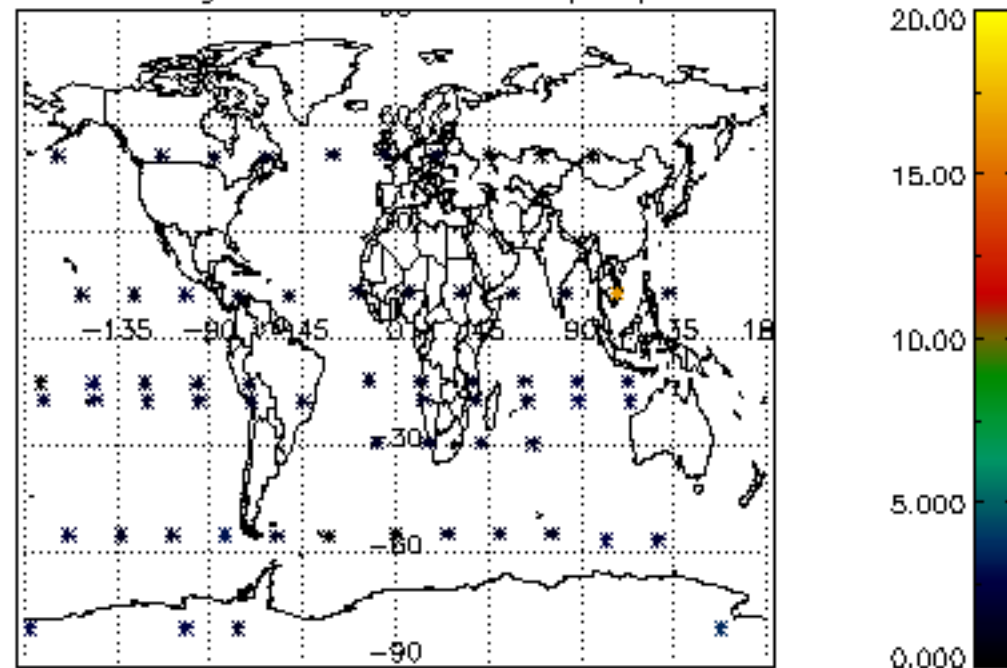




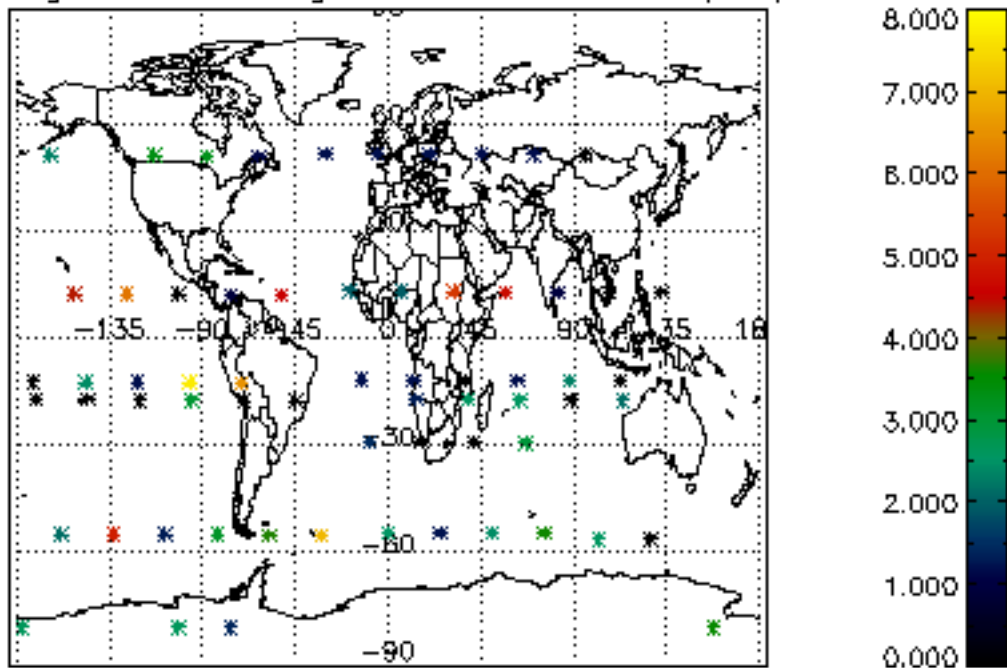
Percentage of cosmic ray hits per profile



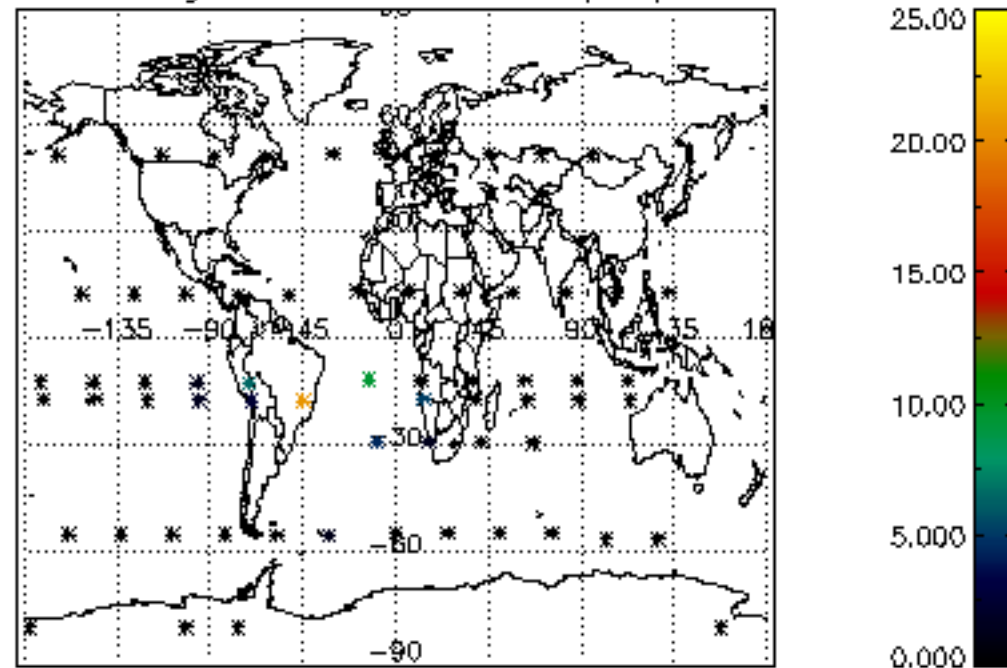
Percentage of datation errors per profile



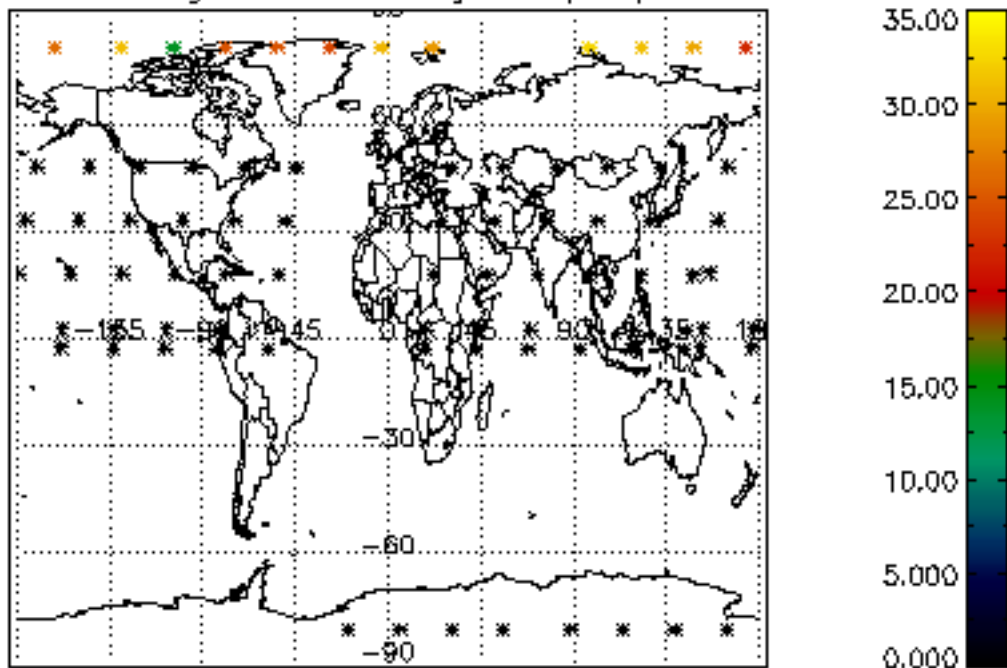
Percentage of star falling outside central band per profile



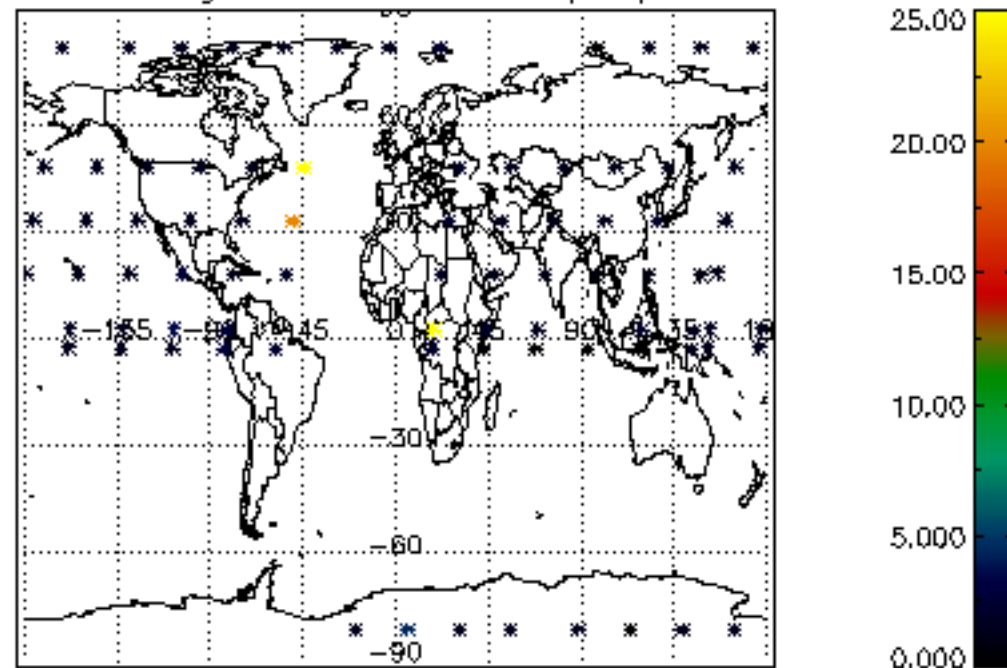
Percentage of saturation errors per profile



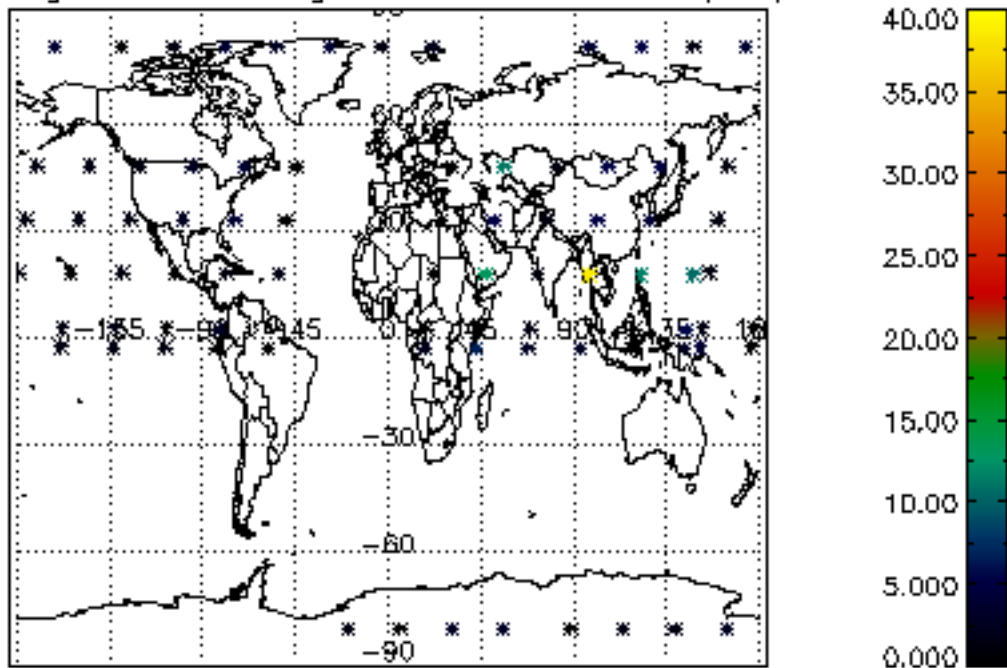
Percentage of cosmic ray hits per profile



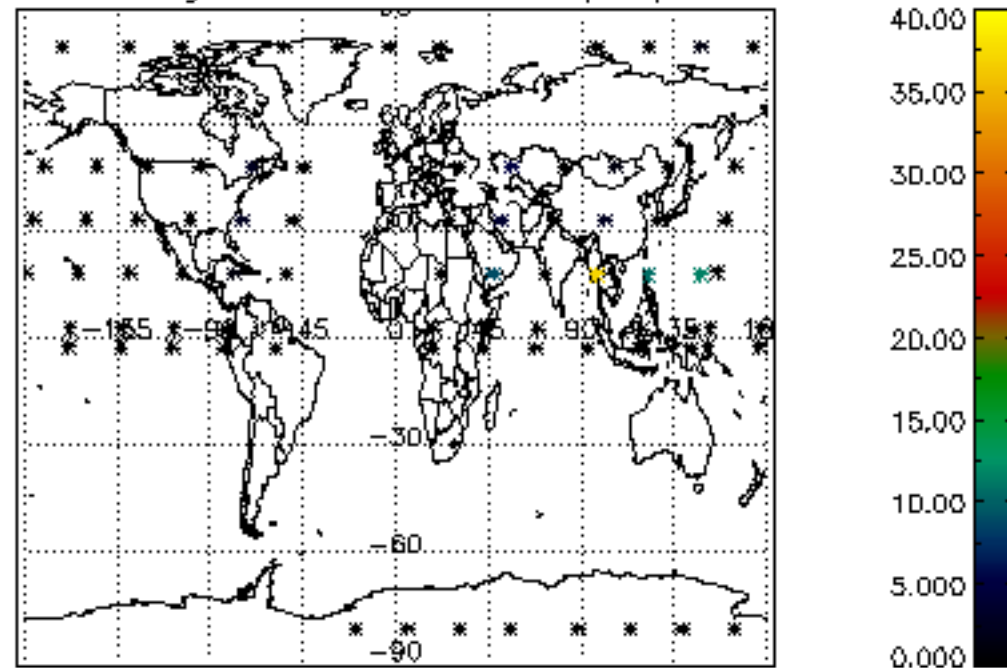
Percentage of datation errors per profile

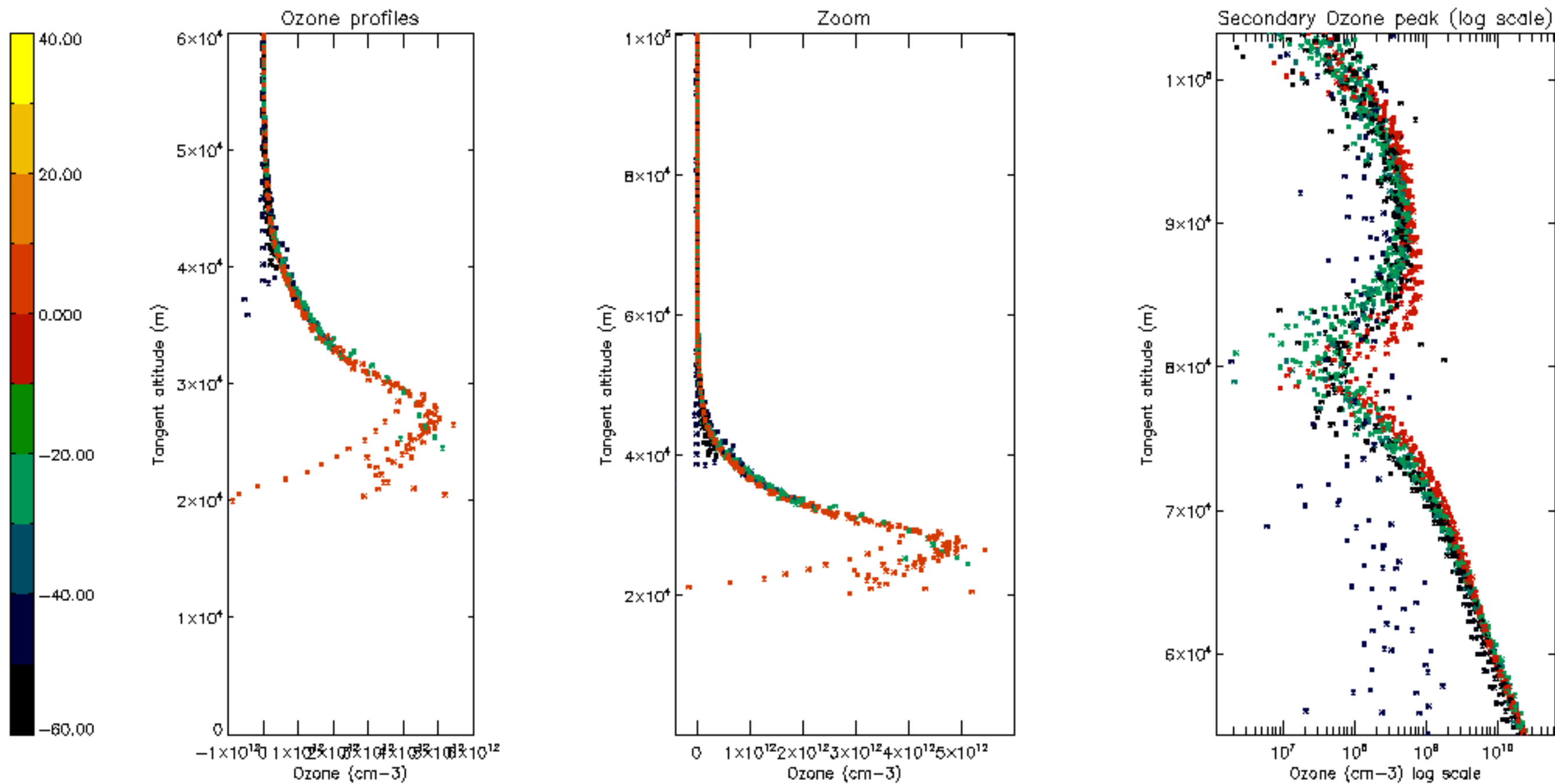


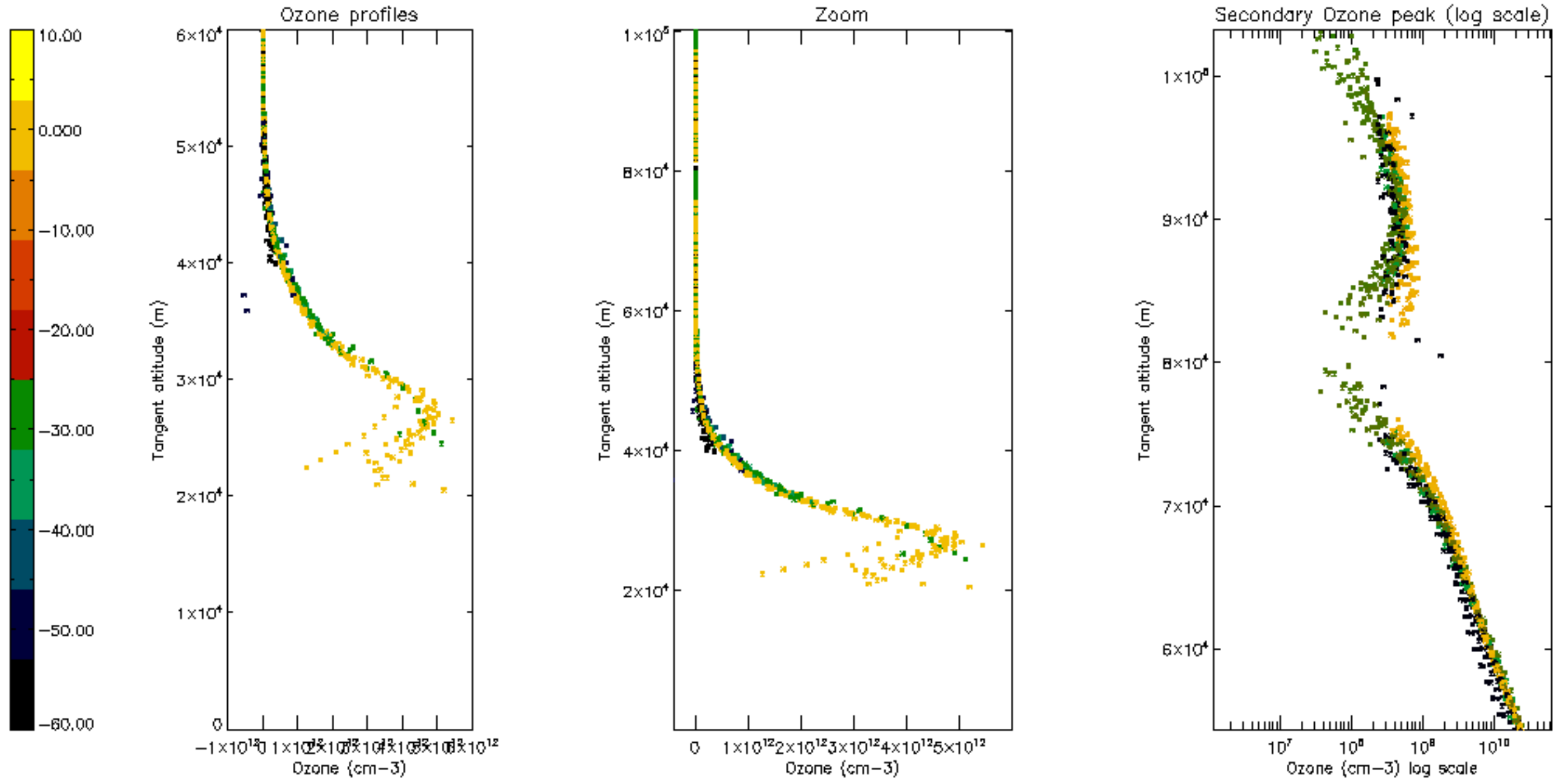
Percentage of star falling outside central band per profile

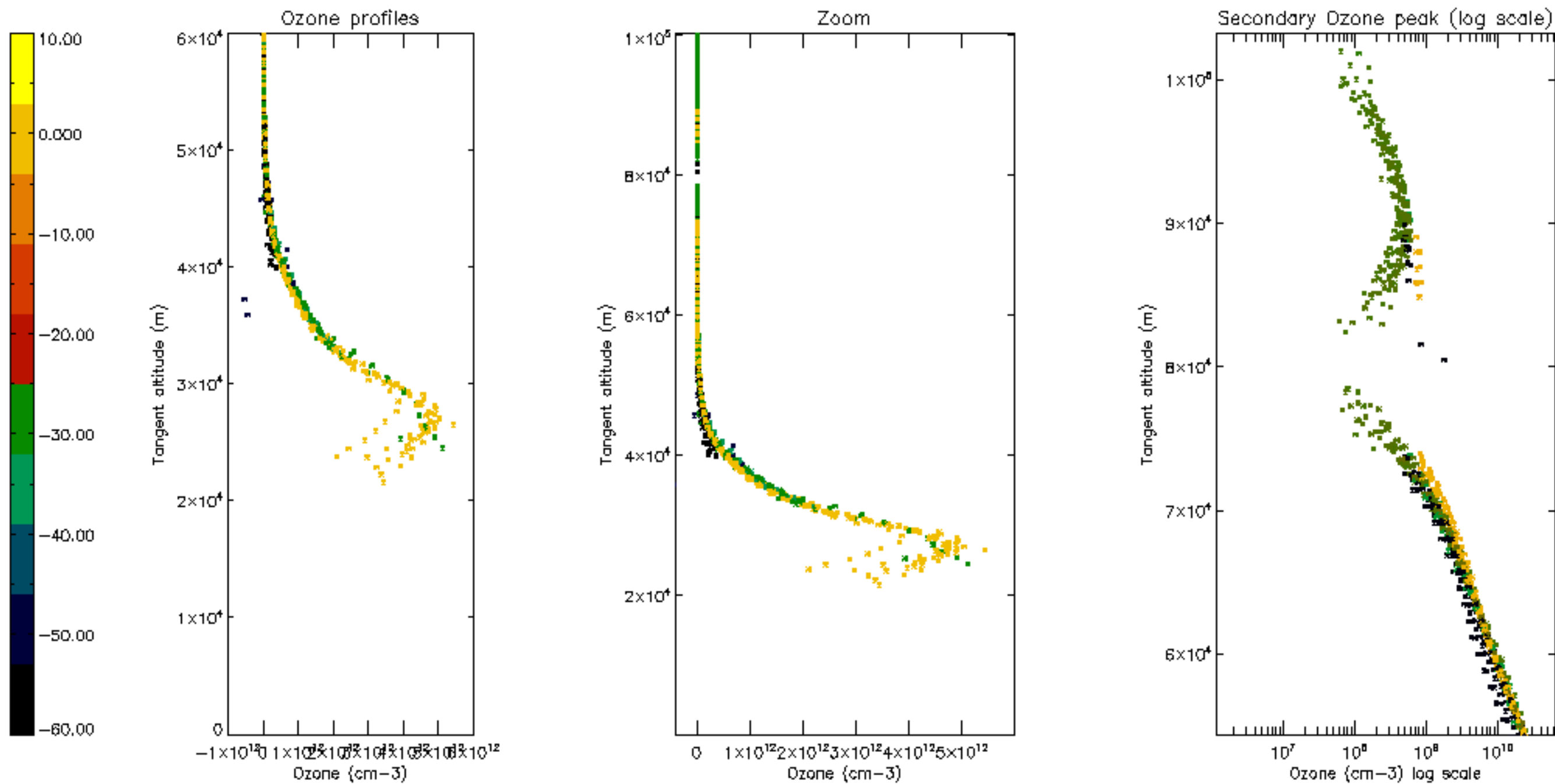


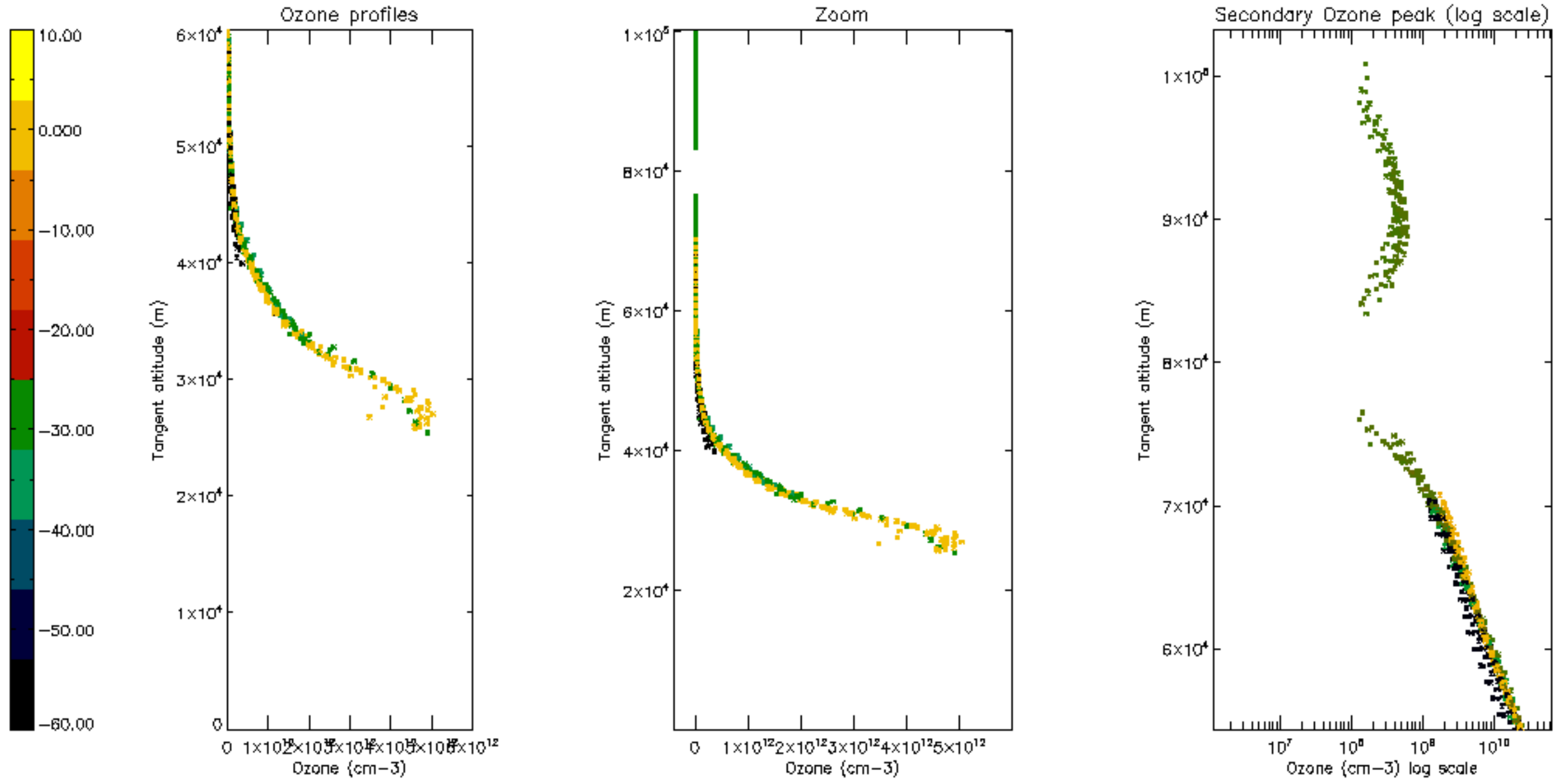
Percentage of saturation errors per profile

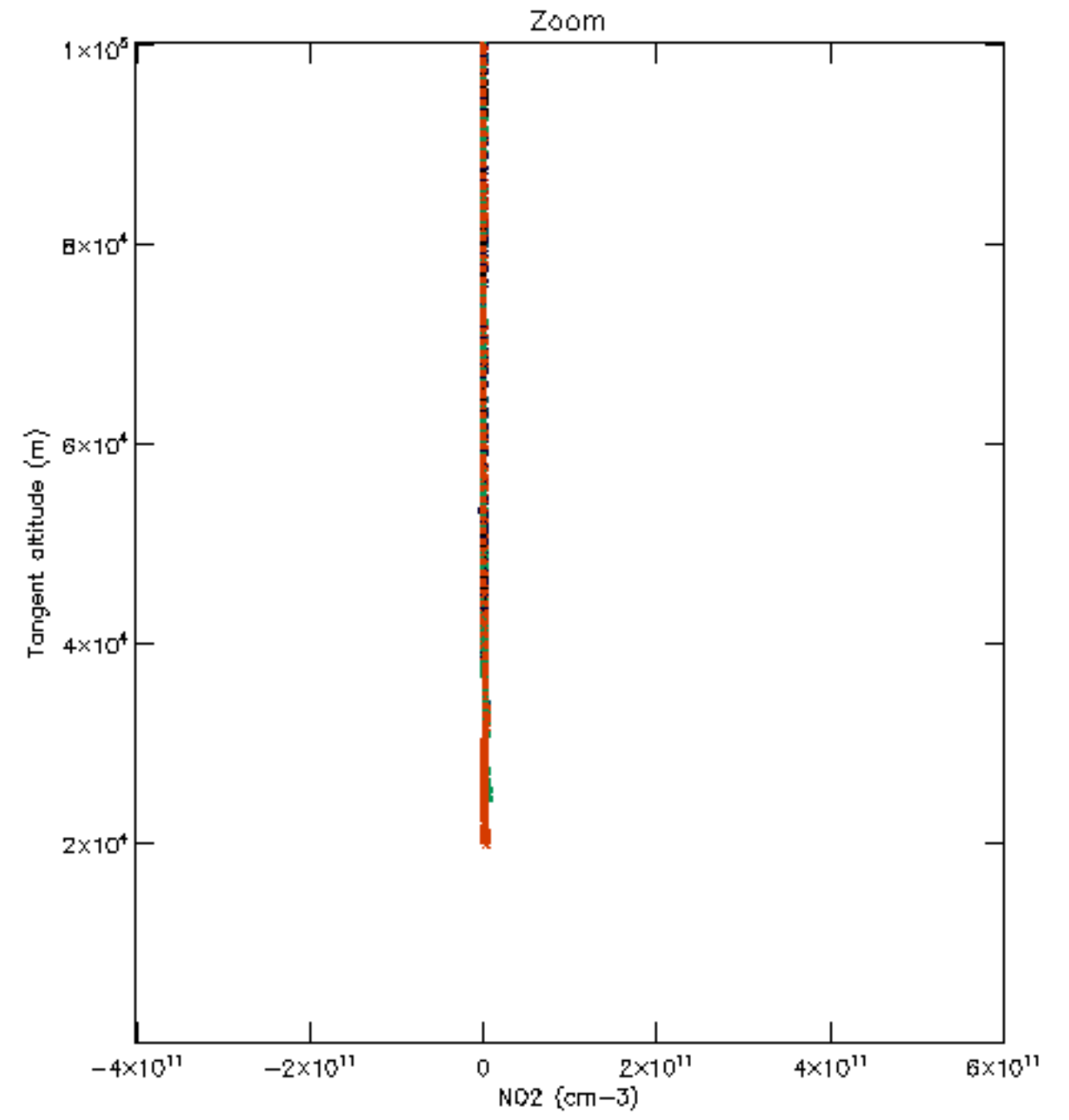
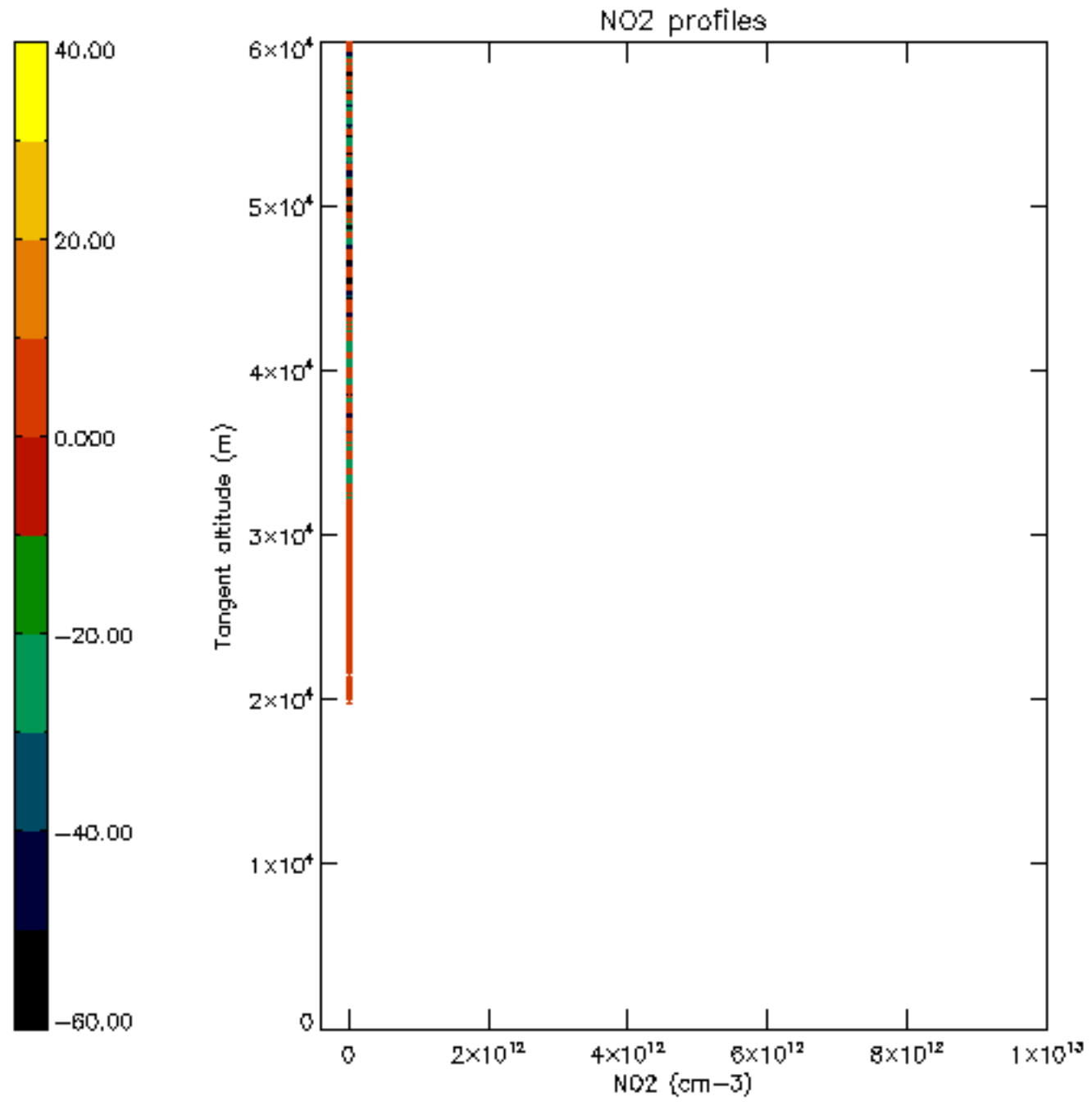


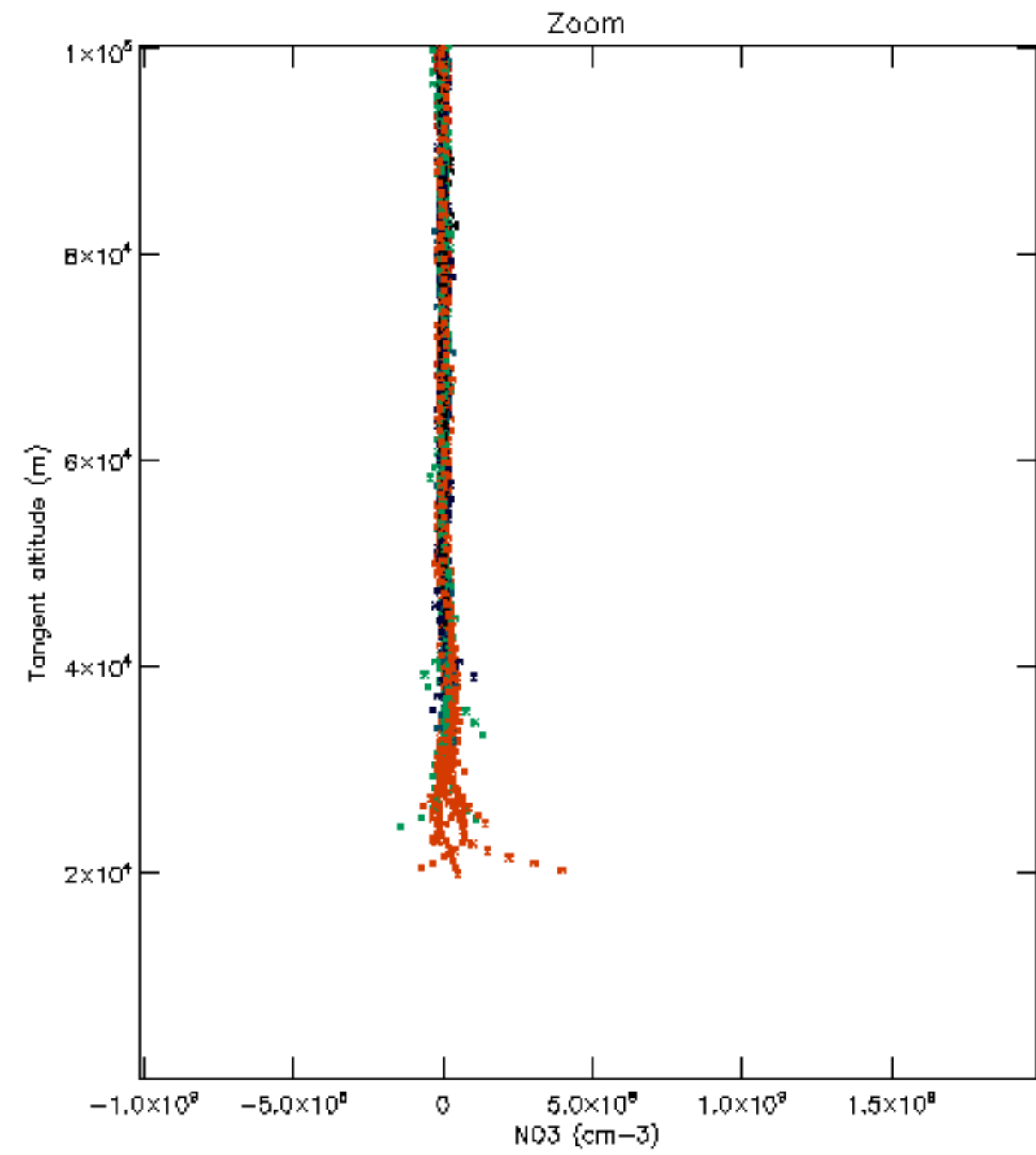
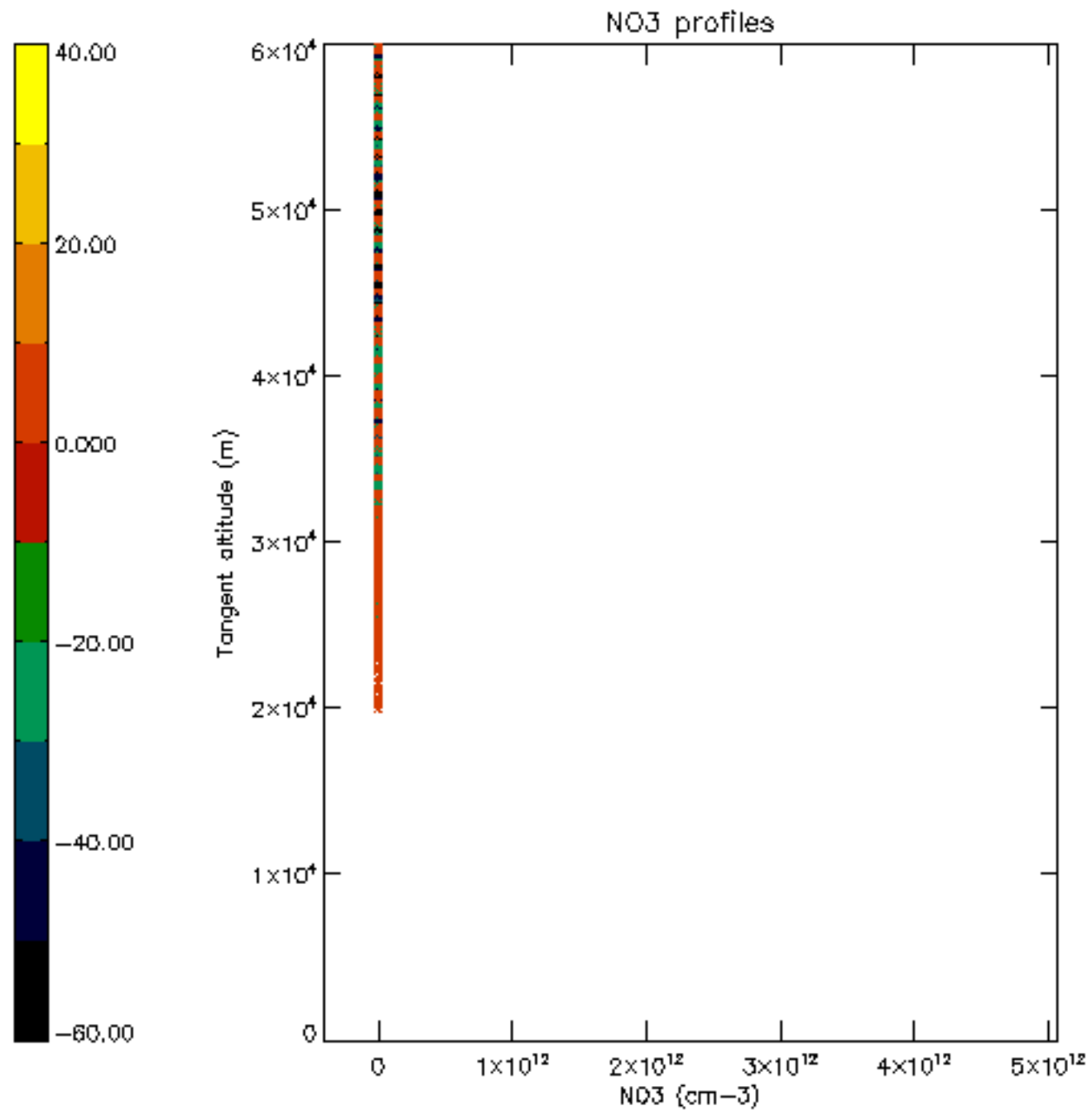


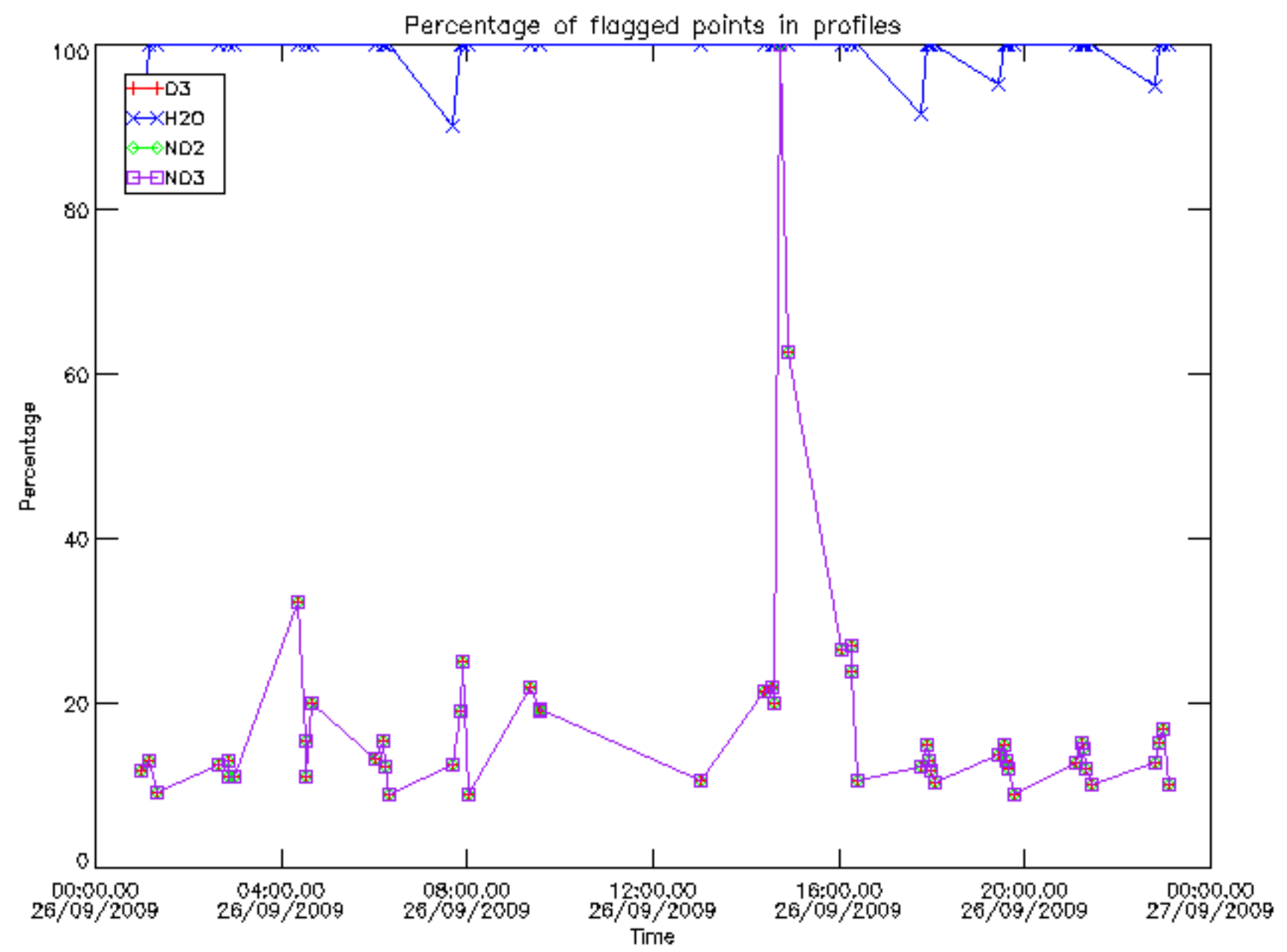




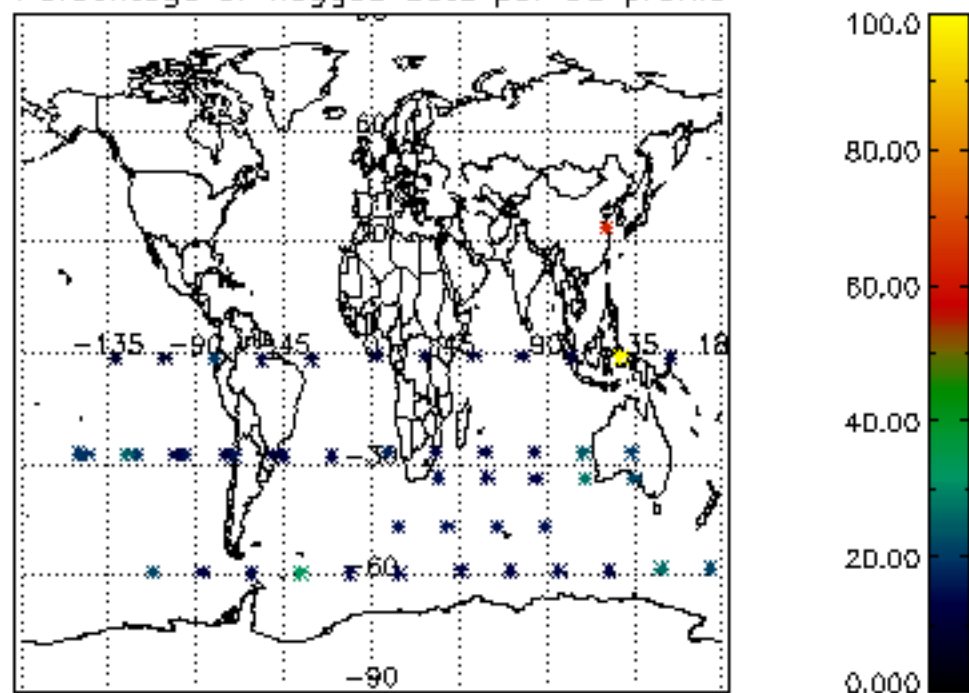




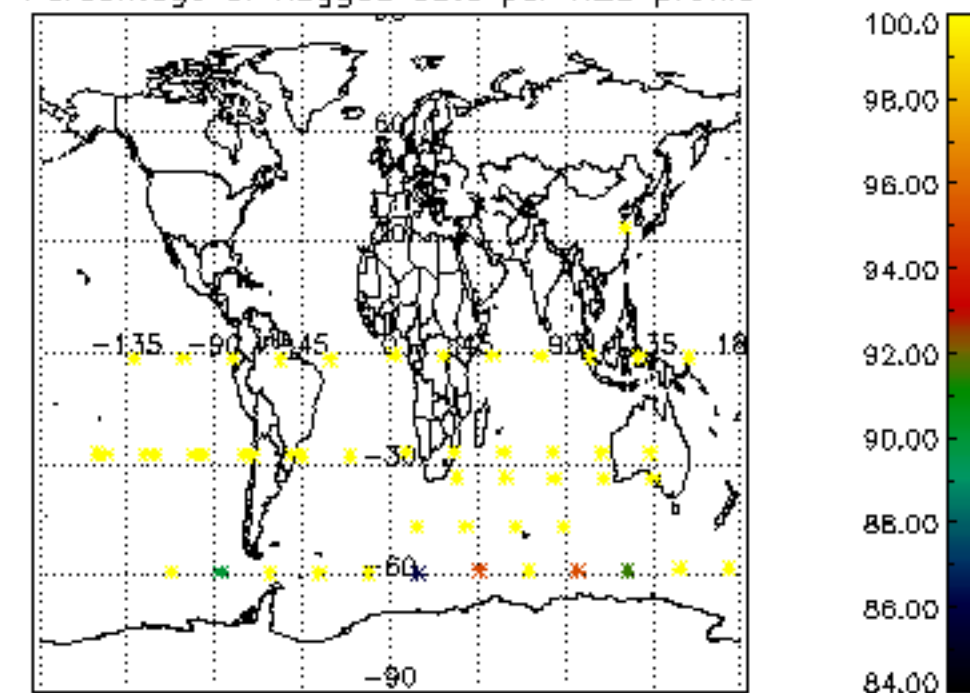




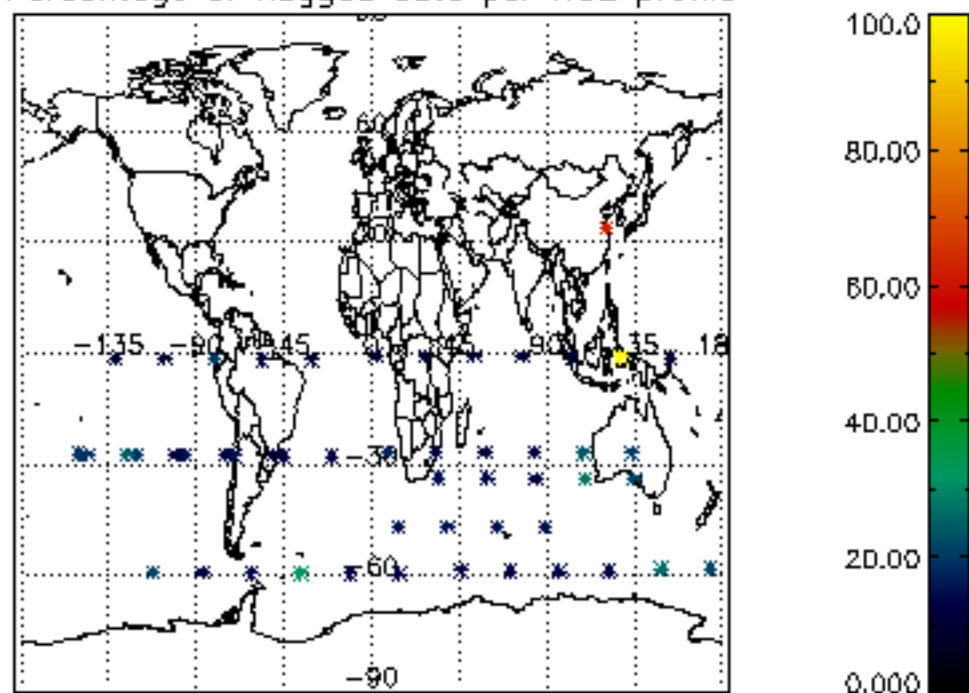
Percentage of flagged data per D3 profile



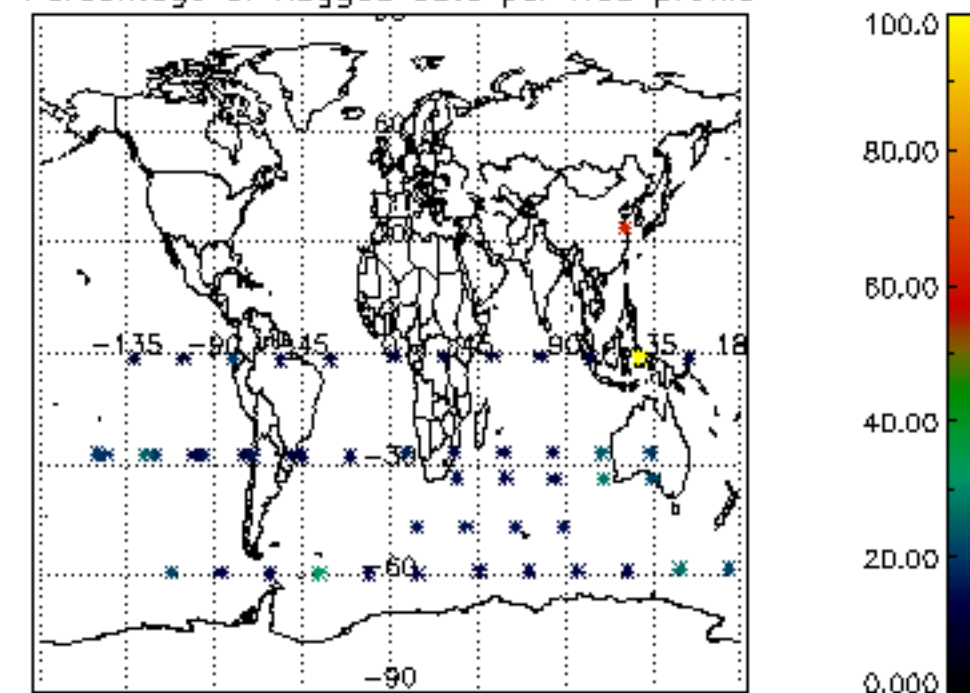
Percentage of flagged data per H2O profile

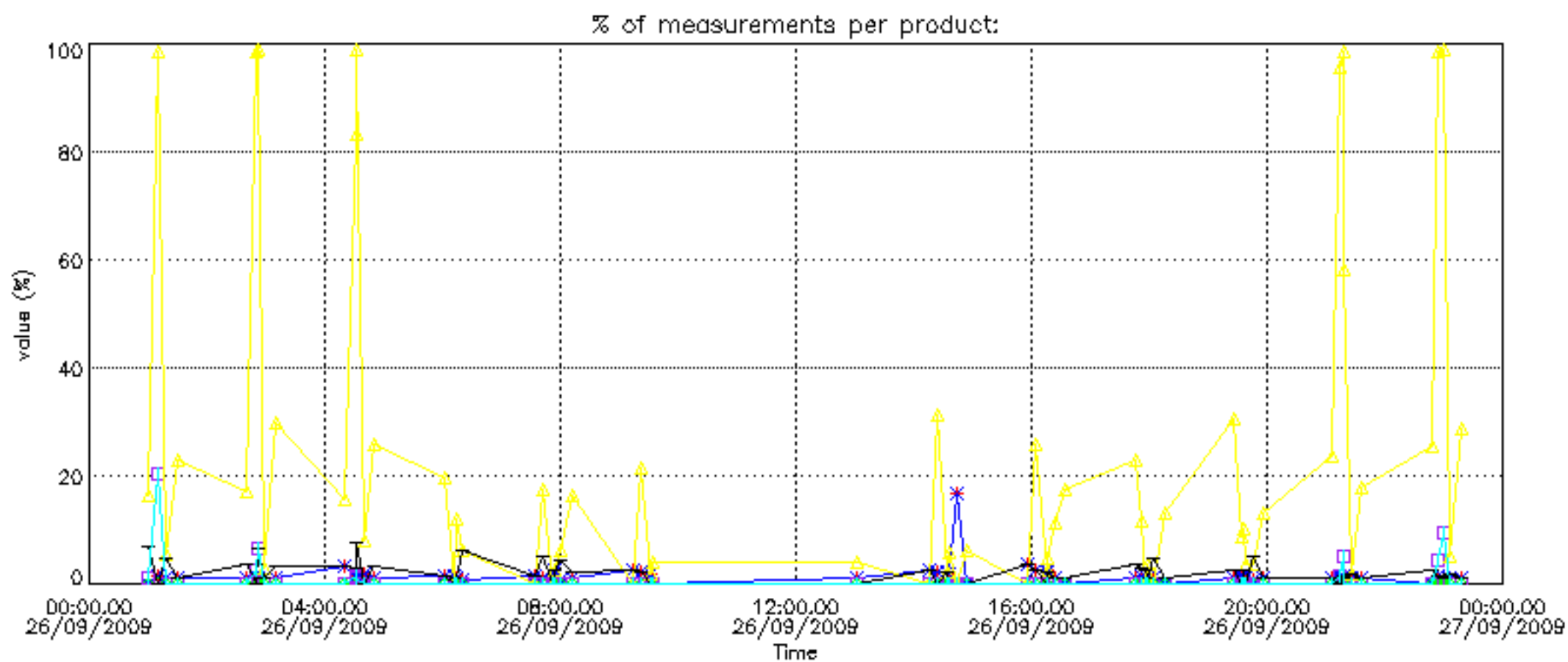


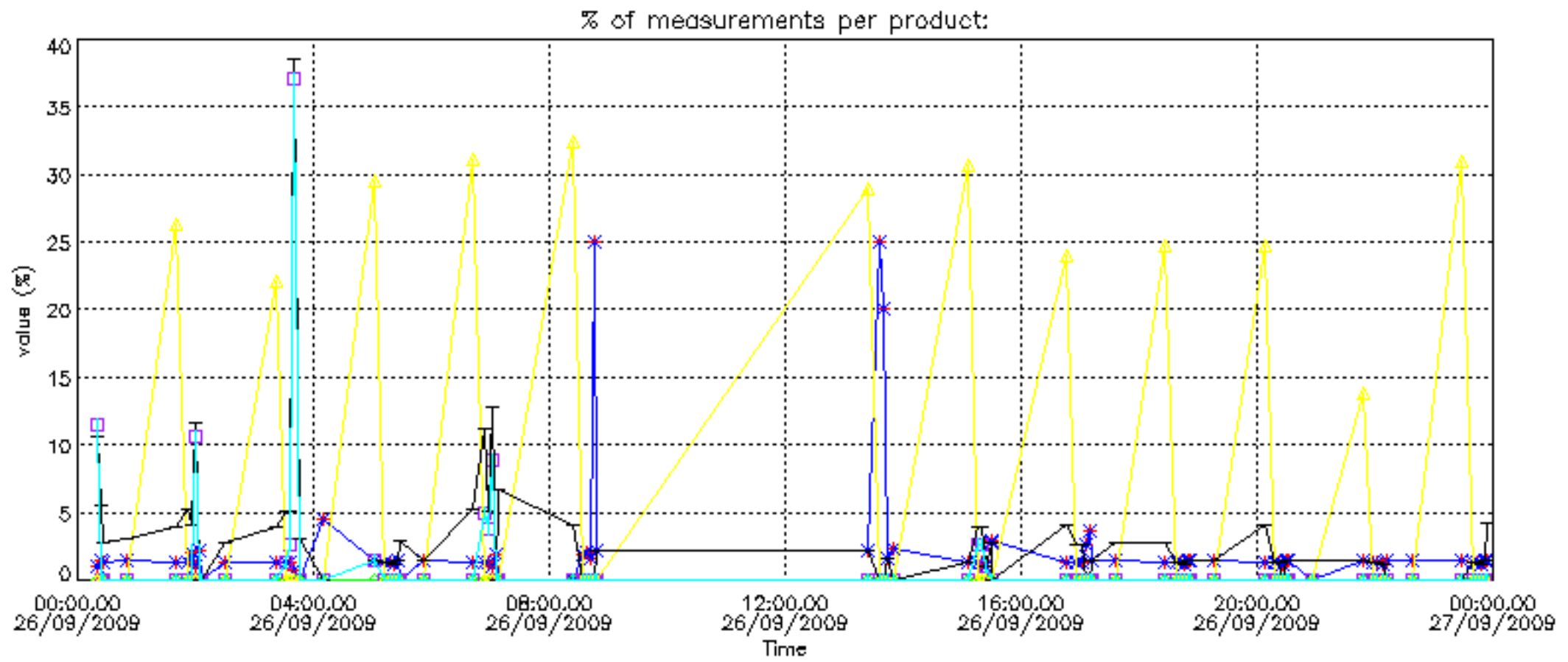
Percentage of flagged data per NO2 profile



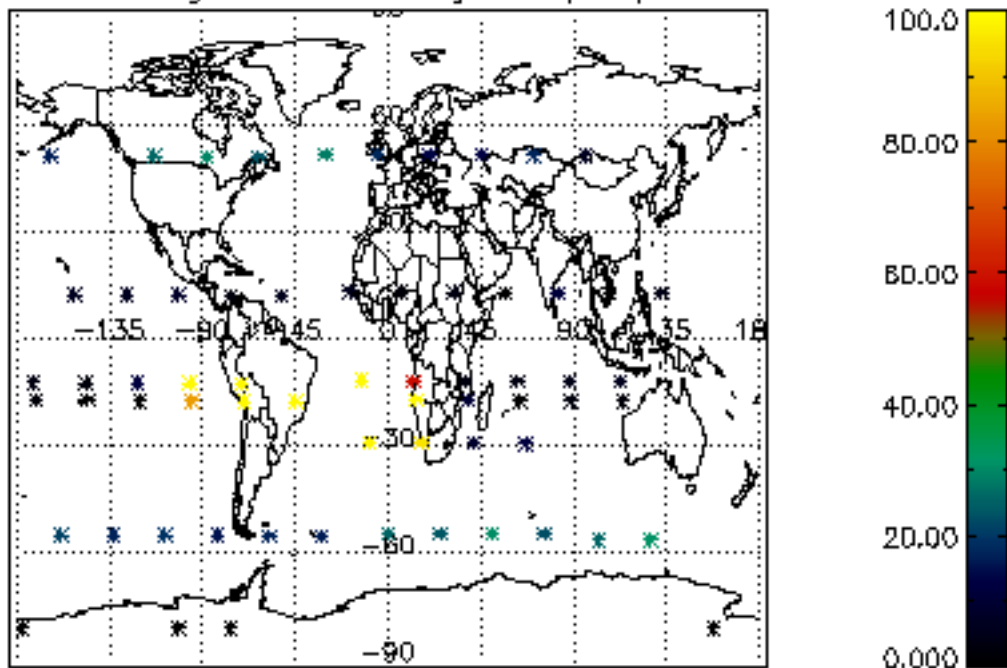
Percentage of flagged data per NO3 profile



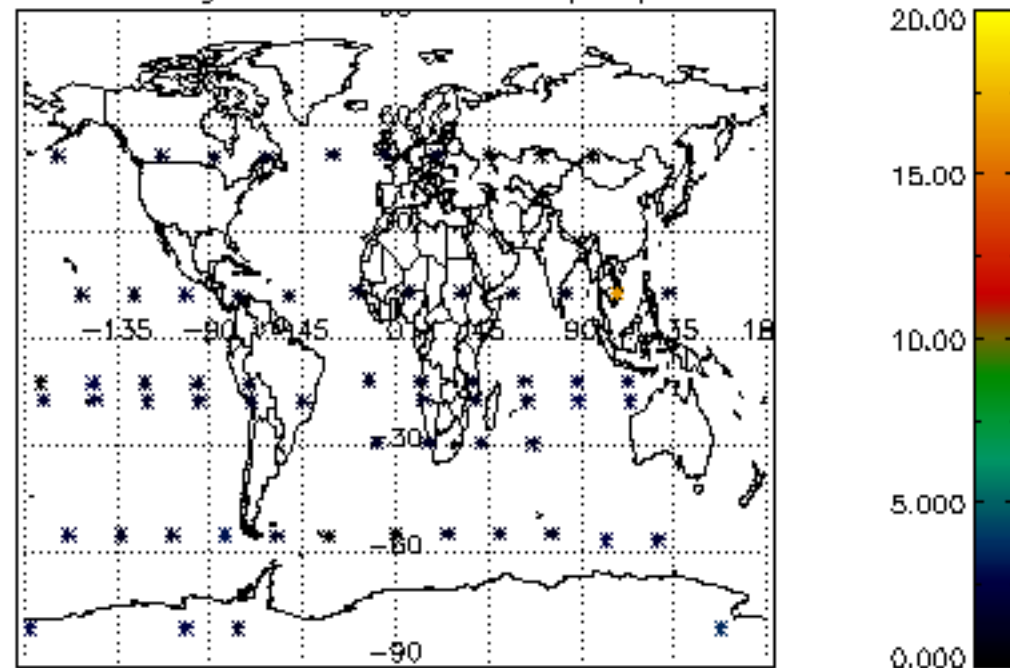




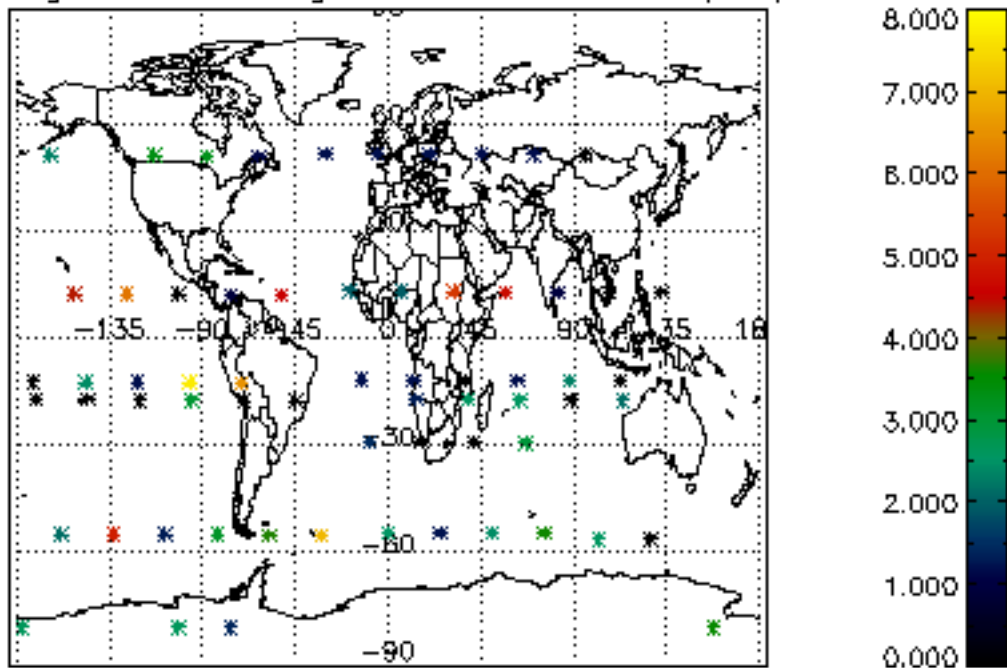
Percentage of cosmic ray hits per profile



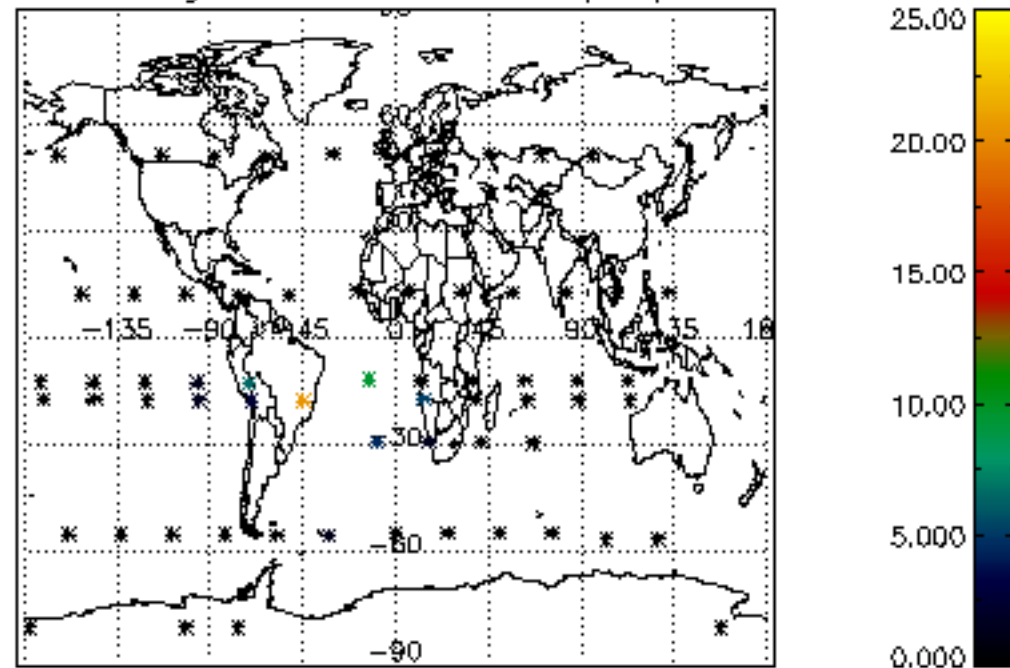
Percentage of datation errors per profile



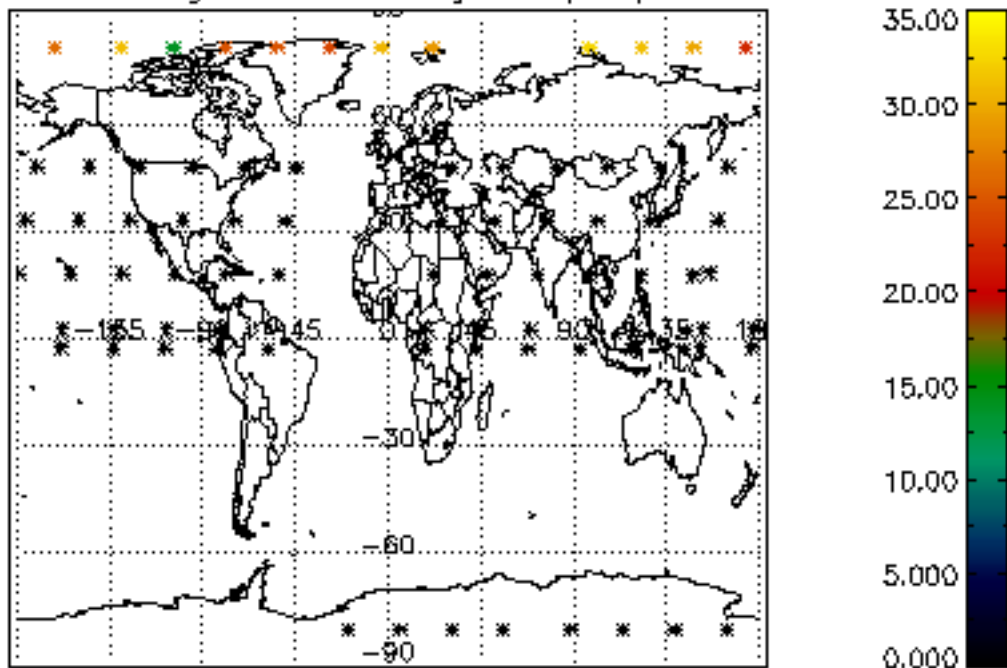
Percentage of star falling outside central band per profile



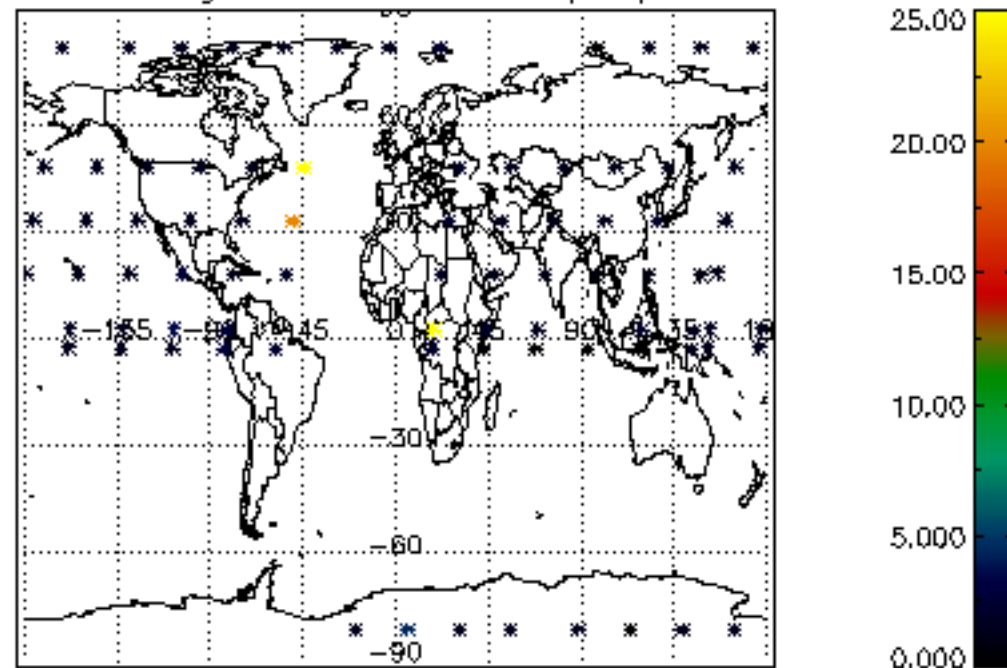
Percentage of saturation errors per profile



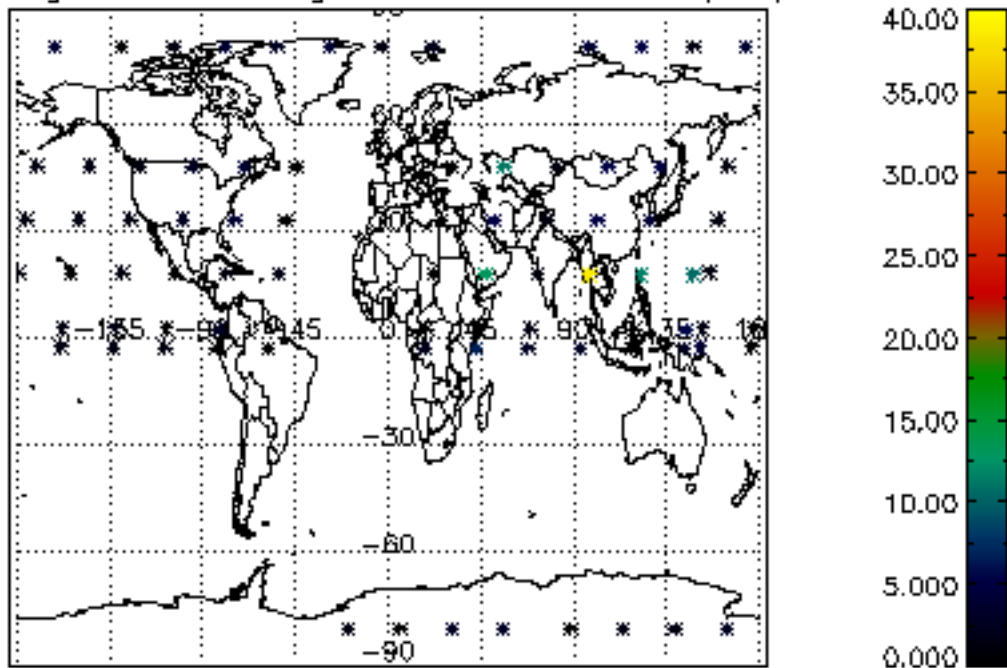
Percentage of cosmic ray hits per profile



Percentage of datation errors per profile



Percentage of star falling outside central band per profile



Percentage of saturation errors per profile

