

GOMOS Level 2 Daily Report

SUMMARY

[1. General Info](#)

[2. Summary of processed GOM_NL_2P products](#)

[3. Level 2 Quality information per product](#)

[3.1 Plot of level 2 quality information per product \(time dependant\)](#)

[3.2 Plot of level 2 quality information per product \(world map\)](#)

[4. Level 1 Quality information per product \(stored on level 2 products\)](#)

[4.1 Plot of level 1 quality information per product \(time dependant\)](#)

[4.1.1 Plot of level 1 quality information per product \(time dependant\): ASCENDING](#)

[4.1.2 Plot of level 1 quality information per product \(time dependant\): DESCENDING](#)

[4.2 Plot of level 1 quality information per product \(world map\)](#)

[4.2.1 Plot of level 1 quality information per product \(world map\): ASCENDING](#)

[4.2.2 Plot of level 1 quality information per product \(world map\): DESCENDING](#)

[5. Ozone profiles based on quality statistics and other trace gas profiles](#)

[5.1 Ozone statistics based on quality of products](#)

[5.2 Plot ozone profiles for all STD \(dark without errors\)](#)

[5.3 Plot ozone profiles where STD < 20% \(dark without errors\)](#)

[5.4. Plot ozone profiles where STD < 10% \(dark without errors\)](#)

[5.5. Plot ozone profiles where STD < 5% \(dark without errors\)](#)

[5.6 Plot NO2 profiles for all STD \(dark without errors\)](#)

[5.7 Plot NO3 profiles for all STD \(dark without errors\)](#)

[5.8 Plot H2O profiles \(only for occultations of stars 1,2,3,4,13,14,16,26,63 dark without errors\) for all STD](#)

[6. Auxiliary Data Files used for the production reported in section 2](#)

This report presents the daily analysis on parameters extracted from GOMOS level 2 data (GOM_NL__2P). It is intended to monitor some important parameters that will impact the quality of these products. A list of level 2 products (and content) that have arrived during the reporting day to the PCF is also given.

Item	Value
Time of report generation	26APR2013 12:50:01
Data source version	GOMOS/6.01
Start time of products	18-09-2009 (18SEP2009 00:00:00)
Stop time of products	19-09-2009 (19SEP2009 00:00:00)
Store outputs in DB	Yes
Nb of level 2 prods	158
Nb of prods with errors	0

2. Summary of processed GOM_NL__2P products.

Nr	Filename	UTC Start time	Limb	Duration	Star Id	Star Name	Star Mag	Star Temp	Nb Meas	Orbit	Prod. error
1	GOM_NL__2PRFIN20090918_000011_000000482082_00345_39477_7389.N1	18-SEP-2009 00:00:11	Bright	47.500	24	66Alp Gem	1.5800	10200.	95	39477	No
2	GOM_NL__2PRFIN20090918_000904_000000592082_00345_39477_7390.N1	18-SEP-2009 00:09:04	Dark	59.000	8	10Alp CMi	0.40000	6500.0	118	39477	No
3	GOM_NL__2PRFIN20090918_001828_000000592082_00345_39477_7391.N1	18-SEP-2009 00:18:28	Dark	58.500	1	9Alp CMa	-1.4400	11000.	117	39477	No
4	GOM_NL__2PRFIN20090918_002033_000000492082_00345_39477_7392.N1	18-SEP-2009 00:20:33	Dark	49.000	23	21Eps CMa	1.5020	26000.	98	39477	No
5	GOM_NL__2PRFIN20090918_002644_000000532082_00346_39478_7398.N1	18-SEP-2009 00:26:44	Dark	52.500	108	Alp Col	2.6520	15200.	105	39478	No
6	GOM_NL__2PRFIN20090918_003838_000000542082_00346_39478_7399.N1	18-SEP-2009 00:38:38	Dark	53.500	157	The1Eri	2.9060	9300.0	107	39478	No
7	GOM_NL__2PRFIN20090918_005133_000000542082_00346_39478_7400.N1	18-SEP-2009 00:51:33	Twilight	54.000	52	16Bet Cet	2.0370	4500.0	108	39478	No
8	GOM_NL__2PRFIN20090918_010216_000000382082_00346_39478_7401.N1	18-SEP-2009 01:02:16	Bright	38.000	90	54Alp Peg	2.4870	11000.	76	39478	No
9	GOM_NL__2PRFIN20090918_010606_000000412082_00346_39478_7402.N1	18-SEP-2009 01:06:06	Bright	41.000	93	53Bet Peg	2.5200	3100.0	82	39478	No
10	GOM_NL__2PRFIN20090918_010758_000000452082_00346_39478_7403.N1	18-SEP-2009 01:07:58	Bright	45.000	58	21Alp And	2.0730	11000.	90	39478	No
11	GOM_NL__2PRFIN20090918_011616_000000412082_00346_39478_7404.N1	18-SEP-2009 01:16:16	Bright	41.000	74	11Bet Cas	2.2680	6600.0	82	39478	No
12	GOM_NL__2PRFIN20090918_011800_000000442082_00346_39478_7405.N1	18-SEP-2009 01:18:00	Bright	43.500	76	27Gam Cas	2.3000	30000.	87	39478	No
13	GOM_NL__2PRFIN20090918_014047_000000492082_00346_39478_7406.N1	18-SEP-2009 01:40:47	Bright	48.500	24	66Alp Gem	1.5800	10200.	97	39478	No
14	GOM_NL__2PRFIN20090918_014941_000000652082_00346_39478_7407.N1	18-SEP-2009 01:49:41	Dark	64.500	8	10Alp CMi	0.40000	6500.0	129	39478	No
15	GOM_NL__2PRFIN20090918_015905_000000612082_00346_39478_7408.N1	18-SEP-2009 01:59:05	Dark	60.500	1	9Alp CMa	-1.4400	11000.	121	39478	No
16	GOM_NL__2PRFIN20090918_020110_000000522082_00346_39478_7409.N1	18-SEP-2009 02:01:10	Dark	51.500	23	21Eps CMa	1.5020	26000.	103	39478	No
17	GOM_NL__2PRFIN20090918_020721_000000512082_00347_39479_7410.N1	18-SEP-2009 02:07:21	Dark	51.000	108	Alp Col	2.6520	15200.	102	39479	No
18	GOM_NL__2PRFIN20090918_035952_000000542082_00348_39480_7424.N1	18-SEP-2009 03:59:52	Dark	53.500	157	The1Eri	2.9060	9300.0	107	39480	No
19	GOM_NL__2PRFIN20090918_041245_000000562082_00348_39480_7425.N1	18-SEP-2009 04:12:45	Twilight	55.500	52	16Bet Cet	2.0370	4500.0	111	39480	No
20	GOM_NL__2PRFIN20090918_042444_000000472082_00348_39480_7426.N1	18-SEP-2009 04:24:44	Bright	47.000	140	88Gam Peg	2.8340	26000.	94	39480	No
21	GOM_NL__2PRFIN20090918_042718_000000392082_00348_39480_7427.N1	18-SEP-2009 04:27:18	Bright	39.000	93	53Bet Peg	2.5200	3100.0	78	39480	No
22	GOM_NL__2PRFIN20090918_042909_000000522082_00348_39480_7428.N1	18-SEP-2009 04:29:09	Bright	51.500	58	21Alp And	2.0730	11000.	103	39480	No
23	GOM_NL__2PRFIN20090918_043727_000000412082_00348_39480_7429.N1	18-SEP-2009 04:37:27	Bright	41.000	74	11Bet Cas	2.2680	6600.0	82	39480	No
24	GOM_NL__2PRFIN20090918_043911_000000432082_00348_39480_7430.N1	18-SEP-2009 04:39:11	Bright	42.500	76	27Gam Cas	2.3000	30000.	85	39480	No
25	GOM_NL__2PRFIN20090918_050159_000000462082_00348_39480_7431.N1	18-SEP-2009 05:01:59	Bright	45.500	24	66Alp Gem	1.5800	10200.	91	39480	No
26	GOM_NL__2PRFIN20090918_051054_000000652082_00348_39480_7432.N1	18-SEP-2009 05:10:54	Dark	65.000	8	10Alp CMi	0.40000	6500.0	130	39480	No
27	GOM_NL__2PRFIN20090918_052019_000000732082_00348_39480_7433.N1	18-SEP-2009 05:20:19	Dark	72.500	1	9Alp CMa	-1.4400	11000.	145	39480	No
28	GOM_NL__2PRFIN20090918_052224_000000492082_00348_39480_7434.N1	18-SEP-2009 05:22:24	Dark	48.500	23	21Eps CMa	1.5020	26000.	97	39480	No
29	GOM_NL__2PRFIN20090918_052836_000000532082_00349_39481_7441.N1	18-SEP-2009 05:28:36	Dark	52.500	108	Alp Col	2.6520	15200.	105	39481	No
30	GOM_NL__2PRFIN20090918_054029_000000542082_00349_39481_7442.N1	18-SEP-2009 05:40:29	Dark	54.000	157	The1Eri	2.9060	9300.0	108	39481	No
31	GOM_NL__2PRFIN20090918_055321_000000552082_00349_39481_7443.N1	18-SEP-2009 05:53:21	Twilight	54.500	52	16Bet Cet	2.0370	4500.0	109	39481	No
32	GOM_NL__2PRFIN20090918_060520_000000462082_00349_39481_7444.N1	18-SEP-2009 06:05:20	Bright	46.000	140	88Gam Peg	2.8340	26000.	92	39481	No
33	GOM_NL__2PRFIN20090918_060753_000000402082_00349_39481_7445.N1	18-SEP-2009 06:07:53	Bright	40.000	93	53Bet Peg	2.5200	3100.0	80	39481	No
34	GOM_NL__2PRFIN20090918_060944_000000462082_00349_39481_7446.N1	18-SEP-2009 06:09:44	Bright	46.000	58	21Alp And	2.0730	11000.	92	39481	No
35	GOM_NL__2PRFIN20090918_061802_000000412082_00349_39481_7447.N1	18-SEP-2009 06:18:02	Bright	41.000	74	11Bet Cas	2.2680	6600.0	82	39481	No
36	GOM_NL__2PRFIN20090918_061946_000000422082_00349_39481_7448.N1	18-SEP-2009 06:19:46	Bright	42.000	76	27Gam Cas	2.3000	30000.	84	39481	No
37	GOM_NL__2PRFIN20090918_064235_000000472082_00349_39481_7449.N1	18-SEP-2009 06:42:35	Bright	47.000	24	66Alp Gem	1.5800	10200.	94	39481	No
38	GOM_NL__2PRFIN20090918_065131_000000592082_00349_39481_7450.N1	18-SEP-2009 06:51:31	Dark	59.000	8	10Alp CMi	0.40000	6500.0	118	39481	No
39	GOM_NL__2PRFIN20090918_070056_000000622082_00349_39481_7451.N1	18-SEP-2009 07:00:56	Dark	62.000	1	9Alp CMa	-1.4400	11000.	124	39481	No
40	GOM_NL__2PRFIN20090918_070301_000000482082_00349_39481_7452.N1	18-SEP-2009 07:03:01	Dark	47.500	23	21Eps CMa	1.5020	26000.	95	39481	No
41	GOM_NL__2PRFIN20090918_070913_000000552082_00350_39482_7469.N1	18-SEP-2009 07:09:13	Dark	54.500	108	Alp Col	2.6520	15200.	109	39482	No
42	GOM_NL__2PRFIN20090918_072106_000000532082_00350_39482_7470.N1	18-SEP-2009 07:21:06	Dark	53.000	157	The1Eri	2.9060	9300.0	106	39482	No

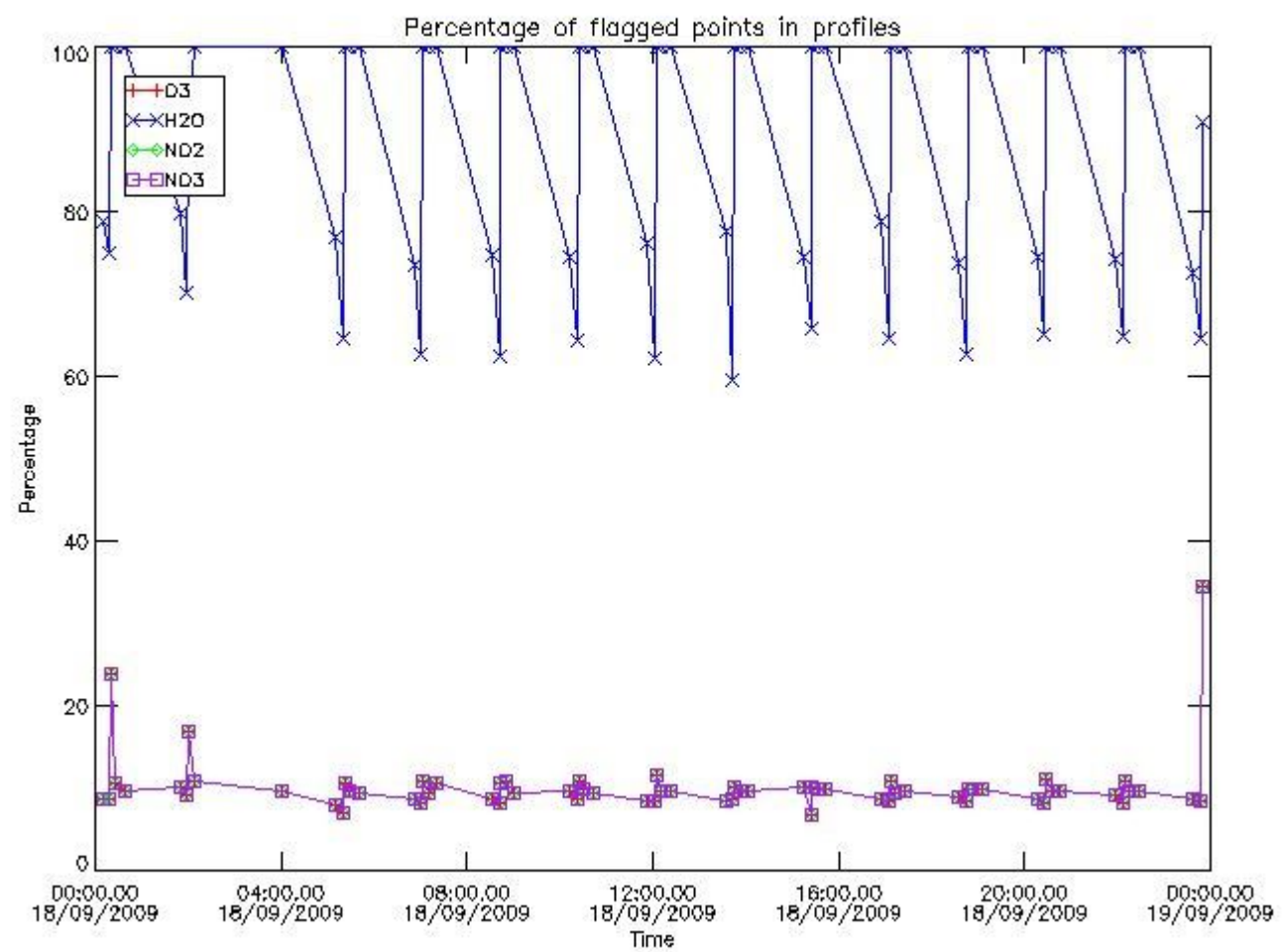
43	GOM_NL__2PRFIN20090918_073357_000000552082_00350_39482_7471.N1	18-SEP-2009 07:33:57	Twilight	55.000	52	16Bet Cet	2.0370	4500.0	110	39482	No
44	GOM_NL__2PRFIN20090918_074555_000000462082_00350_39482_7472.N1	18-SEP-2009 07:45:55	Bright	46.000	140	88Gam Peg	2.8340	26000.	92	39482	No
45	GOM_NL__2PRFIN20090918_074829_000000402082_00350_39482_7473.N1	18-SEP-2009 07:48:29	Bright	40.000	93	53Bet Peg	2.5200	3100.0	80	39482	No
46	GOM_NL__2PRFIN20090918_075020_000000482082_00350_39482_7474.N1	18-SEP-2009 07:50:20	Bright	47.500	58	21Alp And	2.0730	11000.	95	39482	No
47	GOM_NL__2PRFIN20090918_075838_000000402082_00350_39482_7475.N1	18-SEP-2009 07:58:38	Bright	40.000	74	11Bet Cas	2.2680	6600.0	80	39482	No
48	GOM_NL__2PRFIN20090918_080021_000000422082_00350_39482_7476.N1	18-SEP-2009 08:00:21	Bright	42.000	76	27Gam Cas	2.3000	30000.	84	39482	No
49	GOM_NL__2PRFIN20090918_082311_000000462082_00350_39482_7477.N1	18-SEP-2009 08:23:11	Bright	46.000	24	66Alp Gem	1.5800	10200.	92	39482	No
50	GOM_NL__2PRFIN20090918_083207_000000602082_00350_39482_7478.N1	18-SEP-2009 08:32:07	Dark	59.500	8	10Alp CMi	0.40000	6500.0	119	39482	No
51	GOM_NL__2PRFIN20090918_084133_000000622082_00350_39482_7479.N1	18-SEP-2009 08:41:33	Dark	61.500	1	9Alp CMA	-1.4400	11000.	123	39482	No
52	GOM_NL__2PRFIN20090918_084337_000000492082_00350_39482_7480.N1	18-SEP-2009 08:43:37	Dark	48.500	23	21Eps CMA	1.5020	26000.	97	39482	No
53	GOM_NL__2PRFIN20090918_084950_000000522082_00351_39483_7486.N1	18-SEP-2009 08:49:50	Dark	51.500	108	Alp Col	2.6520	15200.	103	39483	No
54	GOM_NL__2PRFIN20090918_090143_000000552082_00351_39483_7487.N1	18-SEP-2009 09:01:43	Dark	54.500	157	The1Eri	2.9060	9300.0	109	39483	No
55	GOM_NL__2PRFIN20090918_091434_000000542082_00351_39483_7488.N1	18-SEP-2009 09:14:34	Twilight	53.500	52	16Bet Cet	2.0370	4500.0	107	39483	No
56	GOM_NL__2PRFIN20090918_092631_000000472082_00351_39483_7489.N1	18-SEP-2009 09:26:31	Bright	47.000	140	88Gam Peg	2.8340	26000.	94	39483	No
57	GOM_NL__2PRFIN20090918_092905_000000402082_00351_39483_7490.N1	18-SEP-2009 09:29:05	Bright	39.500	93	53Bet Peg	2.5200	3100.0	79	39483	No
58	GOM_NL__2PRFIN20090918_093055_000000452082_00351_39483_7491.N1	18-SEP-2009 09:30:55	Bright	45.000	58	21Alp And	2.0730	11000.	90	39483	No
59	GOM_NL__2PRFIN20090918_093913_000000412082_00351_39483_7492.N1	18-SEP-2009 09:39:13	Bright	40.500	74	11Bet Cas	2.2680	6600.0	81	39483	No
60	GOM_NL__2PRFIN20090918_094057_000000432082_00351_39483_7493.N1	18-SEP-2009 09:40:57	Bright	43.000	76	27Gam Cas	2.3000	30000.	86	39483	No
61	GOM_NL__2PRFIN20090918_100347_000000462082_00351_39483_7494.N1	18-SEP-2009 10:03:47	Bright	45.500	24	66Alp Gem	1.5800	10200.	91	39483	No
62	GOM_NL__2PRFIN20090918_101244_000000542082_00351_39483_7495.N1	18-SEP-2009 10:12:44	Dark	53.500	8	10Alp CMi	0.40000	6500.0	107	39483	No
63	GOM_NL__2PRFIN20090918_102210_000000602082_00351_39483_7496.N1	18-SEP-2009 10:22:10	Dark	59.500	1	9Alp CMA	-1.4400	11000.	119	39483	No
64	GOM_NL__2PRFIN20090918_102414_000000472082_00351_39483_7497.N1	18-SEP-2009 10:24:14	Dark	46.500	23	21Eps CMA	1.5020	26000.	93	39483	No
65	GOM_NL__2PRFIN20090918_103027_000000522082_00352_39484_7500.N1	18-SEP-2009 10:30:27	Dark	51.500	108	Alp Col	2.6520	15200.	103	39484	No
66	GOM_NL__2PRFIN20090918_104220_000000552082_00352_39484_7501.N1	18-SEP-2009 10:42:20	Dark	54.500	157	The1Eri	2.9060	9300.0	109	39484	No
67	GOM_NL__2PRFIN20090918_105509_000000552082_00352_39484_7502.N1	18-SEP-2009 10:55:09	Twilight	55.000	52	16Bet Cet	2.0370	4500.0	110	39484	No
68	GOM_NL__2PRFIN20090918_110706_000000462082_00352_39484_7503.N1	18-SEP-2009 11:07:06	Bright	46.000	140	88Gam Peg	2.8340	26000.	92	39484	No
69	GOM_NL__2PRFIN20090918_110940_000000382082_00352_39484_7504.N1	18-SEP-2009 11:09:40	Bright	38.000	93	53Bet Peg	2.5200	3100.0	76	39484	No
70	GOM_NL__2PRFIN20090918_111130_000000452082_00352_39484_7505.N1	18-SEP-2009 11:11:30	Bright	45.000	58	21Alp And	2.0730	11000.	90	39484	No
71	GOM_NL__2PRFIN20090918_111949_000000422082_00352_39484_7506.N1	18-SEP-2009 11:19:49	Bright	41.500	74	11Bet Cas	2.2680	6600.0	83	39484	No
72	GOM_NL__2PRFIN20090918_112132_000000432082_00352_39484_7507.N1	18-SEP-2009 11:21:32	Bright	42.500	76	27Gam Cas	2.3000	30000.	85	39484	No
73	GOM_NL__2PRFIN20090918_114424_000000492082_00352_39484_7508.N1	18-SEP-2009 11:44:24	Bright	49.000	24	66Alp Gem	1.5800	10200.	98	39484	No
74	GOM_NL__2PRFIN20090918_115320_000000612082_00352_39484_7509.N1	18-SEP-2009 11:53:20	Dark	61.000	8	10Alp CMi	0.40000	6500.0	122	39484	No
75	GOM_NL__2PRFIN20090918_120247_000000602082_00352_39484_7510.N1	18-SEP-2009 12:02:47	Dark	60.000	1	9Alp CMA	-1.4400	11000.	120	39484	No
76	GOM_NL__2PRFIN20090918_120451_000000452082_00352_39484_7511.N1	18-SEP-2009 12:04:51	Dark	44.500	23	21Eps CMA	1.5020	26000.	89	39484	No
77	GOM_NL__2PRFIN20090918_121104_000000542082_00353_39485_7514.N1	18-SEP-2009 12:11:04	Dark	53.500	108	Alp Col	2.6520	15200.	107	39485	No
78	GOM_NL__2PRFIN20090918_122257_000000532082_00353_39485_7515.N1	18-SEP-2009 12:22:57	Dark	53.000	157	The1Eri	2.9060	9300.0	106	39485	No
79	GOM_NL__2PRFIN20090918_123545_000000552082_00353_39485_7516.N1	18-SEP-2009 12:35:45	Twilight	54.500	52	16Bet Cet	2.0370	4500.0	109	39485	No
80	GOM_NL__2PRFIN20090918_124741_000000472082_00353_39485_7517.N1	18-SEP-2009 12:47:41	Bright	46.500	140	88Gam Peg	2.8340	26000.	93	39485	No
81	GOM_NL__2PRFIN20090918_125016_000000402082_00353_39485_7518.N1	18-SEP-2009 12:50:16	Bright	40.000	93	53Bet Peg	2.5200	3100.0	80	39485	No
82	GOM_NL__2PRFIN20090918_125206_000000442082_00353_39485_7519.N1	18-SEP-2009 12:52:06	Bright	43.500	58	21Alp And	2.0730	11000.	87	39485	No
83	GOM_NL__2PRFIN20090918_130024_000000432082_00353_39485_7520.N1	18-SEP-2009 13:00:24	Bright	43.000	74	11Bet Cas	2.2680	6600.0	86	39485	No
84	GOM_NL__2PRFIN20090918_130207_000000432082_00353_39485_7521.N1	18-SEP-2009 13:02:07	Bright	43.000	76	27Gam Cas	2.3000	30000.	86	39485	No
85	GOM_NL__2PRFIN20090918_132459_000000642082_00353_39485_7522.N1	18-SEP-2009 13:24:59	Bright	64.000	24	66Alp Gem	1.5800	10200.	128	39485	No
86	GOM_NL__2PRFIN20090918_133356_000000612082_00353_39485_7523.N1	18-SEP-2009 13:33:56	Dark	60.500	8	10Alp CMi	0.40000	6500.0	121	39485	No
87	GOM_NL__2PRFIN20090918_134324_000000652082_00353_39485_7524.N1	18-SEP-2009 13:43:24	Dark	64.500	1	9Alp CMA	-1.4400	11000.	129	39485	No
88	GOM_NL__2PRFIN20090918_134528_000000512082_00353_39485_7525.N1	18-SEP-2009 13:45:28	Dark	50.500	23	21Eps CMA	1.5020	26000.	101	39485	No
89	GOM_NL__2PRFIN20090918_135141_000000542082_00354_39486_7549.N1	18-SEP-2009 13:51:41	Dark	53.500	108	Alp Col	2.6520	15200.	107	39486	No
90	GOM_NL__2PRFIN20090918_140333_000000542082_00354_39486_7550.N1	18-SEP-2009 14:03:33	Dark	53.500	157	The1Eri	2.9060	9300.0	107	39486	No
91	GOM_NL__2PRFIN20090918_141621_000000552082_00354_39486_7551.N1	18-SEP-2009 14:16:21	Twilight	54.500	52	16Bet Cet	2.0370	4500.0	109	39486	No
92	GOM_NL__2PRFIN20090918_142817_000000462082_00354_39486_7552.N1	18-SEP-2009 14:28:17	Bright	46.000	140	88Gam Peg	2.8340	26000.	92	39486	No
93	GOM_NL__2PRFIN20090918_143052_000000432082_00354_39486_7553.N1	18-SEP-2009 14:30:52	Bright	42.500	93	53Bet Peg	2.5200	3100.0	85	39486	No
94	GOM_NL__2PRFIN20090918_143241_000000472082_00354_39486_7554.N1	18-SEP-2009 14:32:41	Bright	46.500	58	21Alp And	2.0730	11000.	93	39486	No
95	GOM_NL__2PRFIN20090918_144100_000000412082_00354_39486_7555.N1	18-SEP-2009 14:41:00	Bright	40.500	74	11Bet Cas	2.2680	6600.0	81	39486	No
96	GOM_NL__2PRFIN20090918_144243_000000432082_00354_39486_7556.N1	18-SEP-2009 14:42:43	Bright	42.500	76	27Gam Cas	2.3000	30000.	85	39486	No
97	GOM_NL__2PRFIN20090918_150535_000000452082_00354_39486_7557.N1	18-SEP-2009 15:05:35	Bright	45.000	24	66Alp Gem	1.5800	10200.	90	39486	No
98	GOM_NL__2PRFIN20090918_151433_000000562082_00354_39486_7558.N1	18-SEP-2009 15:14:33	Dark	55.500	8	10Alp CMi	0.40000	6500.0	111	39486	No
99	GOM_NL__2PRFIN20090918_152401_000000752082_00354_39486_7559.N1	18-SEP-2009 15:24:01	Dark	75.000	1	9Alp CMA	-1.4400	11000.	150	39486	No
100	GOM_NL__2PRFIN20090918_152605_000000512082_00354_39486_7560.N1	18-SEP-2009 15:26:05	Dark	50.500	23	21Eps CMA	1.5020	26000.	101	39486	No
101	GOM_NL__2PRFIN20090918_153219_000000522082_00355_39487_7564.N1	18-SEP-2009 15:32:19	Dark	52.000	108	Alp Col	2.6520	15200.	104	39487	No

102	GOM_NL__2PRFIN20090918_154410_000000522082_00355_39487_7565.N1	18-SEP-2009 15:44:10	Dark	51.500	157	The1Eri	2.9060	9300.0	103	39487	No
103	GOM_NL__2PRFIN20090918_155658_000000552082_00355_39487_7566.N1	18-SEP-2009 15:56:58	Tw_i_and_stray	55.000	52	16Bet Cet	2.0370	4500.0	110	39487	No
104	GOM_NL__2PRFIN20090918_160852_000000482082_00355_39487_7567.N1	18-SEP-2009 16:08:52	Bright	48.000	140	88Gam Peg	2.8340	26000.	96	39487	No
105	GOM_NL__2PRFIN20090918_161127_000000372082_00355_39487_7568.N1	18-SEP-2009 16:11:27	Bright	37.000	93	53Bet Peg	2.5200	3100.0	74	39487	No
106	GOM_NL__2PRFIN20090918_161316_000000462082_00355_39487_7569.N1	18-SEP-2009 16:13:16	Bright	46.000	58	21Alp And	2.0730	11000.	92	39487	No
107	GOM_NL__2PRFIN20090918_162135_000000382082_00355_39487_7570.N1	18-SEP-2009 16:21:35	Bright	38.000	74	11Bet Cas	2.2680	6600.0	76	39487	No
108	GOM_NL__2PRFIN20090918_162318_000000442082_00355_39487_7571.N1	18-SEP-2009 16:23:18	Bright	43.500	76	27Gam Cas	2.3000	30000.	87	39487	No
109	GOM_NL__2PRFIN20090918_164611_000000472082_00355_39487_7572.N1	18-SEP-2009 16:46:11	Bright	47.000	24	66Alp Gem	1.5800	10200.	94	39487	No
110	GOM_NL__2PRFIN20090918_165510_000000642082_00355_39487_7573.N1	18-SEP-2009 16:55:10	Dark	64.000	8	10Alp CMi	0.40000	6500.0	128	39487	No
111	GOM_NL__2PRFIN20090918_170439_000000612082_00355_39487_7574.N1	18-SEP-2009 17:04:39	Dark	61.000	1	9Alp CMa	-1.4400	11000.	122	39487	No
112	GOM_NL__2PRFIN20090918_170642_000000482082_00355_39487_7575.N1	18-SEP-2009 17:06:42	Dark	47.500	23	21Eps CMa	1.5020	26000.	95	39487	No
113	GOM_NL__2PRFIN20090918_171256_000000552082_00356_39488_7586.N1	18-SEP-2009 17:12:56	Dark	54.500	108	Alp Col	2.6520	15200.	109	39488	No
114	GOM_NL__2PRFIN20090918_172447_000000532082_00356_39488_7587.N1	18-SEP-2009 17:24:47	Dark	53.000	157	The1Eri	2.9060	9300.0	106	39488	No
115	GOM_NL__2PRFIN20090918_173734_000000562082_00356_39488_7588.N1	18-SEP-2009 17:37:34	Tw_i_and_stray	55.500	52	16Bet Cet	2.0370	4500.0	111	39488	No
116	GOM_NL__2PRFIN20090918_174928_000000462082_00356_39488_7589.N1	18-SEP-2009 17:49:28	Bright	45.500	140	88Gam Peg	2.8340	26000.	91	39488	No
117	GOM_NL__2PRFIN20090918_175205_000000392082_00356_39488_7590.N1	18-SEP-2009 17:52:05	Bright	39.000	93	53Bet Peg	2.5200	3100.0	78	39488	No
118	GOM_NL__2PRFIN20090918_175352_000000442082_00356_39488_7591.N1	18-SEP-2009 17:53:52	Bright	44.000	58	21Alp And	2.0730	11000.	88	39488	No
119	GOM_NL__2PRFIN20090918_180211_000000412082_00356_39488_7592.N1	18-SEP-2009 18:02:11	Bright	40.500	74	11Bet Cas	2.2680	6600.0	81	39488	No
120	GOM_NL__2PRFIN20090918_180354_000000432082_00356_39488_7593.N1	18-SEP-2009 18:03:54	Bright	42.500	76	27Gam Cas	2.3000	30000.	85	39488	No
121	GOM_NL__2PRFIN20090918_182648_000000462082_00356_39488_7594.N1	18-SEP-2009 18:26:48	Bright	46.000	24	66Alp Gem	1.5800	10200.	92	39488	No
122	GOM_NL__2PRFIN20090918_183546_000000582082_00356_39488_7595.N1	18-SEP-2009 18:35:46	Dark	57.500	8	10Alp CMi	0.40000	6500.0	115	39488	No
123	GOM_NL__2PRFIN20090918_184516_000000612082_00356_39488_7596.N1	18-SEP-2009 18:45:16	Dark	60.500	1	9Alp CMa	-1.4400	11000.	121	39488	No
124	GOM_NL__2PRFIN20090918_184719_000000522082_00356_39488_7597.N1	18-SEP-2009 18:47:19	Dark	51.500	23	21Eps CMa	1.5020	26000.	103	39488	No
125	GOM_NL__2PRFIN20090918_185333_000000522082_00357_39489_7604.N1	18-SEP-2009 18:53:33	Dark	52.000	108	Alp Col	2.6520	15200.	104	39489	No
126	GOM_NL__2PRFIN20090918_190524_000000522082_00357_39489_7605.N1	18-SEP-2009 19:05:24	Dark	51.500	157	The1Eri	2.9060	9300.0	103	39489	No
127	GOM_NL__2PRFIN20090918_191810_000000552082_00357_39489_7606.N1	18-SEP-2009 19:18:10	Tw_i_and_stray	55.000	52	16Bet Cet	2.0370	4500.0	110	39489	No
128	GOM_NL__2PRFIN20090918_193003_000000462082_00357_39489_7607.N1	18-SEP-2009 19:30:03	Bright	46.000	140	88Gam Peg	2.8340	26000.	92	39489	No
129	GOM_NL__2PRFIN20090918_193246_000000342082_00357_39489_7608.N1	18-SEP-2009 19:32:46	Bright	34.000	93	53Bet Peg	2.5200	3100.0	68	39489	No
130	GOM_NL__2PRFIN20090918_193427_000000452082_00357_39489_7609.N1	18-SEP-2009 19:34:27	Bright	44.500	58	21Alp And	2.0730	11000.	89	39489	No
131	GOM_NL__2PRFIN20090918_194246_000000412082_00357_39489_7610.N1	18-SEP-2009 19:42:46	Bright	41.000	74	11Bet Cas	2.2680	6600.0	82	39489	No
132	GOM_NL__2PRFIN20090918_194429_000000432082_00357_39489_7611.N1	18-SEP-2009 19:44:29	Bright	43.000	76	27Gam Cas	2.3000	30000.	86	39489	No
133	GOM_NL__2PRFIN20090918_200724_000000482082_00357_39489_7612.N1	18-SEP-2009 20:07:24	Bright	48.000	24	66Alp Gem	1.5800	10200.	96	39489	No
134	GOM_NL__2PRFIN20090918_201623_000000592082_00357_39489_7613.N1	18-SEP-2009 20:16:23	Dark	59.000	8	10Alp CMi	0.40000	6500.0	118	39489	No
135	GOM_NL__2PRFIN20090918_202553_000000622082_00357_39489_7614.N1	18-SEP-2009 20:25:53	Dark	62.000	1	9Alp CMa	-1.4400	11000.	124	39489	No
136	GOM_NL__2PRFIN20090918_202755_000000512082_00357_39489_7615.N1	18-SEP-2009 20:27:55	Dark	50.500	23	21Eps CMa	1.5020	26000.	101	39489	No
137	GOM_NL__2PRFIN20090918_203411_000000532082_00358_39490_7626.N1	18-SEP-2009 20:34:11	Dark	53.000	108	Alp Col	2.6520	15200.	106	39490	No
138	GOM_NL__2PRFIN20090918_204601_000000522082_00358_39490_7627.N1	18-SEP-2009 20:46:01	Dark	52.000	157	The1Eri	2.9060	9300.0	104	39490	No
139	GOM_NL__2PRFIN20090918_205846_000000562082_00358_39490_7628.N1	18-SEP-2009 20:58:46	Tw_i_and_stray	56.000	52	16Bet Cet	2.0370	4500.0	112	39490	No
140	GOM_NL__2PRFIN20090918_211038_000000472082_00358_39490_7629.N1	18-SEP-2009 21:10:38	Bright	46.500	140	88Gam Peg	2.8340	26000.	93	39490	No
141	GOM_NL__2PRFIN20090918_211502_000000472082_00358_39490_7630.N1	18-SEP-2009 21:15:02	Bright	46.500	58	21Alp And	2.0730	11000.	93	39490	No
142	GOM_NL__2PRFIN20090918_212322_000000592082_00358_39490_7631.N1	18-SEP-2009 21:23:22	Bright	59.000	74	11Bet Cas	2.2680	6600.0	118	39490	No
143	GOM_NL__2PRFIN20090918_212504_000000432082_00358_39490_7632.N1	18-SEP-2009 21:25:04	Bright	42.500	76	27Gam Cas	2.3000	30000.	85	39490	No
144	GOM_NL__2PRFIN20090918_214800_000000472082_00358_39490_7633.N1	18-SEP-2009 21:48:00	Bright	46.500	24	66Alp Gem	1.5800	10200.	93	39490	No
145	GOM_NL__2PRFIN20090918_215659_000000602082_00358_39490_7634.N1	18-SEP-2009 21:56:59	Dark	60.000	8	10Alp CMi	0.40000	6500.0	120	39490	No
146	GOM_NL__2PRFIN20090918_220630_000000622082_00358_39490_7635.N1	18-SEP-2009 22:06:30	Dark	61.500	1	9Alp CMa	-1.4400	11000.	123	39490	No
147	GOM_NL__2PRFIN20090918_220832_000000482082_00358_39490_7636.N1	18-SEP-2009 22:08:32	Dark	47.500	23	21Eps CMa	1.5020	26000.	95	39490	No
148	GOM_NL__2PRFIN20090918_221448_000000532082_00359_39491_7642.N1	18-SEP-2009 22:14:48	Dark	52.500	108	Alp Col	2.6520	15200.	105	39491	No
149	GOM_NL__2PRFIN20090918_222638_000000542082_00359_39491_7643.N1	18-SEP-2009 22:26:38	Dark	53.500	157	The1Eri	2.9060	9300.0	107	39491	No
150	GOM_NL__2PRFIN20090918_223922_000000552082_00359_39491_7644.N1	18-SEP-2009 22:39:22	Tw_i_and_stray	54.500	52	16Bet Cet	2.0370	4500.0	109	39491	No
151	GOM_NL__2PRFIN20090918_225114_000000472082_00359_39491_7645.N1	18-SEP-2009 22:51:14	Bright	46.500	140	88Gam Peg	2.8340	26000.	93	39491	No
152	GOM_NL__2PRFIN20090918_225537_000000442082_00359_39491_7646.N1	18-SEP-2009 22:55:37	Bright	44.000	58	21Alp And	2.0730	11000.	88	39491	No
153	GOM_NL__2PRFIN20090918_230357_000000412082_00359_39491_7647.N1	18-SEP-2009 23:03:57	Bright	40.500	74	11Bet Cas	2.2680	6600.0	81	39491	No
154	GOM_NL__2PRFIN20090918_230540_000000432082_00359_39491_7648.N1	18-SEP-2009 23:05:40	Bright	42.500	76	27Gam Cas	2.3000	30000.	85	39491	No
155	GOM_NL__2PRFIN20090918_232836_000000472082_00359_39491_7649.N1	18-SEP-2009 23:28:36	Bright	47.000	24	66Alp Gem	1.5800	10200.	94	39491	No
156	GOM_NL__2PRFIN20090918_233735_000000582082_00359_39491_7650.N1	18-SEP-2009 23:37:35	Dark	58.000	8	10Alp CMi	0.40000	6500.0	116	39491	No
157	GOM_NL__2PRFIN20090918_234707_000000612082_00359_39491_7651.N1	18-SEP-2009 23:47:07	Dark	61.000	1	9Alp CMa	-1.4400	11000.	122	39491	No
158	GOM_NL__2PRFIN20090918_234909_000000502082_00359_39491_7652.N1	18-SEP-2009 23:49:09	Dark	50.000	23	21Eps CMa	1.5020	26000.	100	39491	No

3. Quality information per product

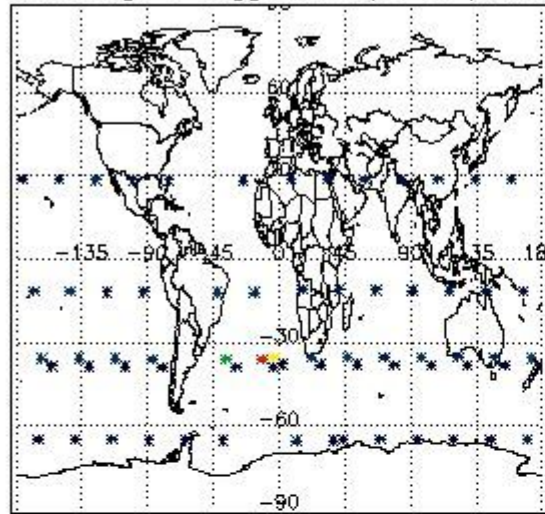
In this section it is plotted some information contained in the Quality Summary data set of the level 2 products. Only products in dark limb conditions and without errors (error flag in the MPH set to "0") are used.

3.1 Plot quality information per product (time dependant)

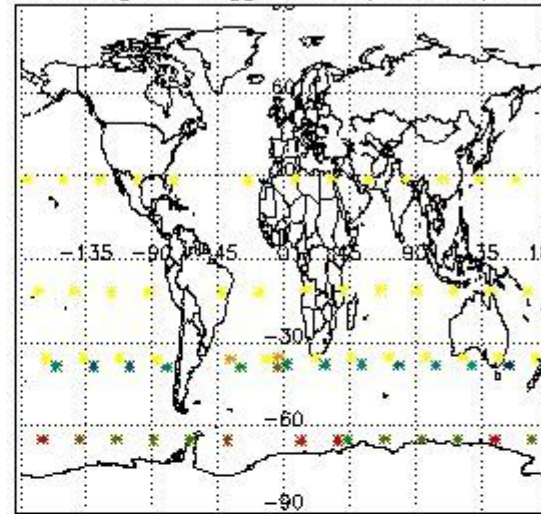


3.2 Plot quality information per product (world map)

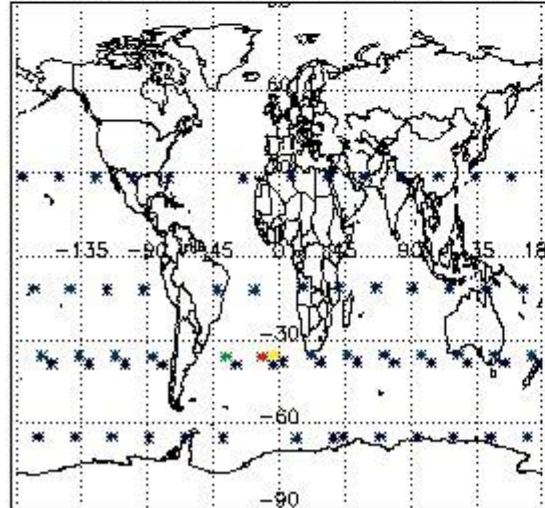
Percentage of flagged data per O3 profile



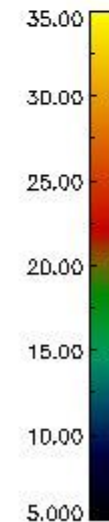
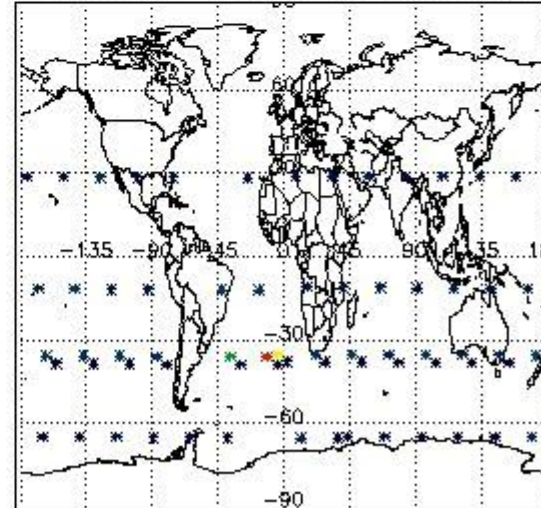
Percentage of flagged data per H2O profile



Percentage of flagged data per NO2 profile



Percentage of flagged data per NO3 profile

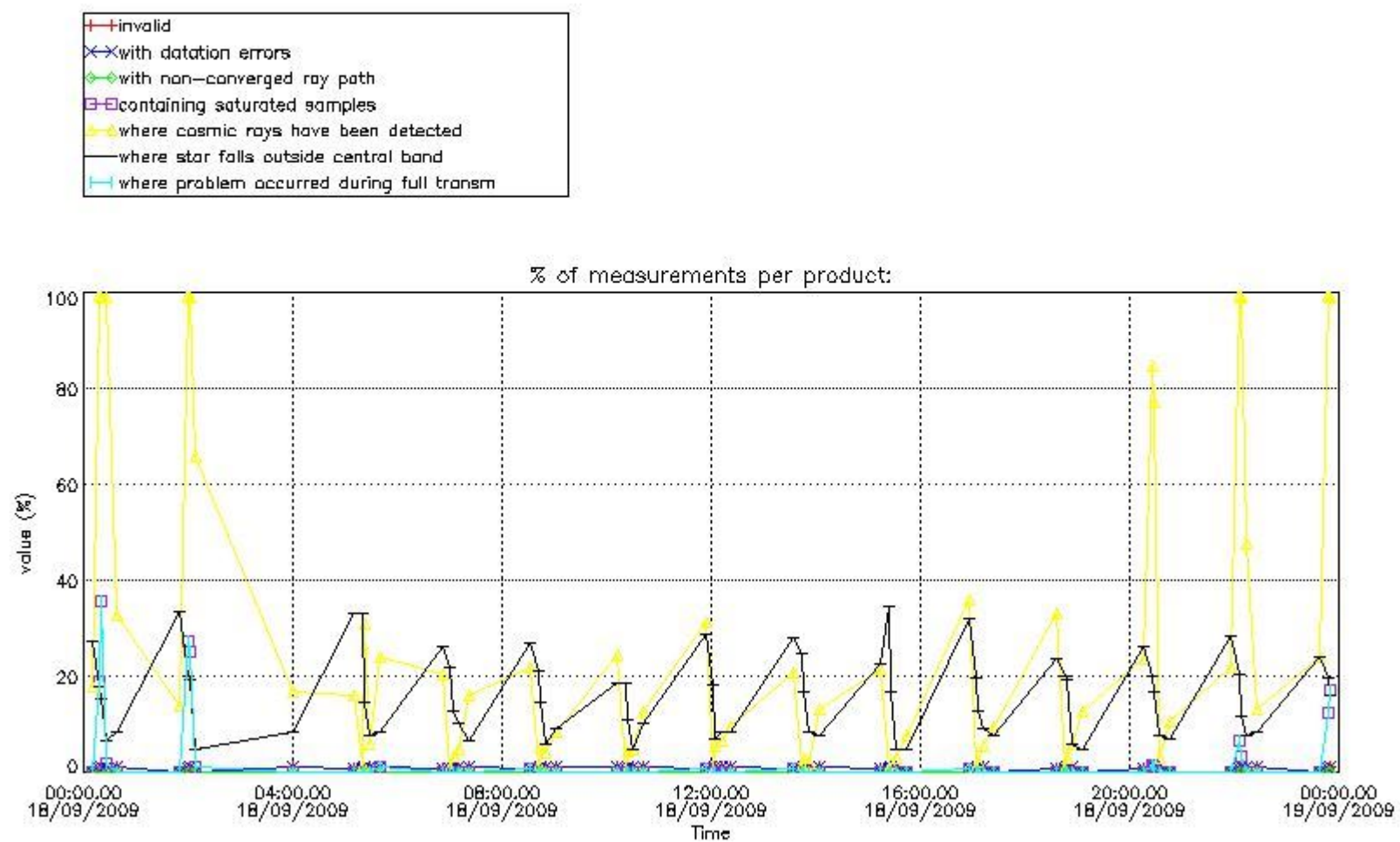


4. Level 1 quality information per product

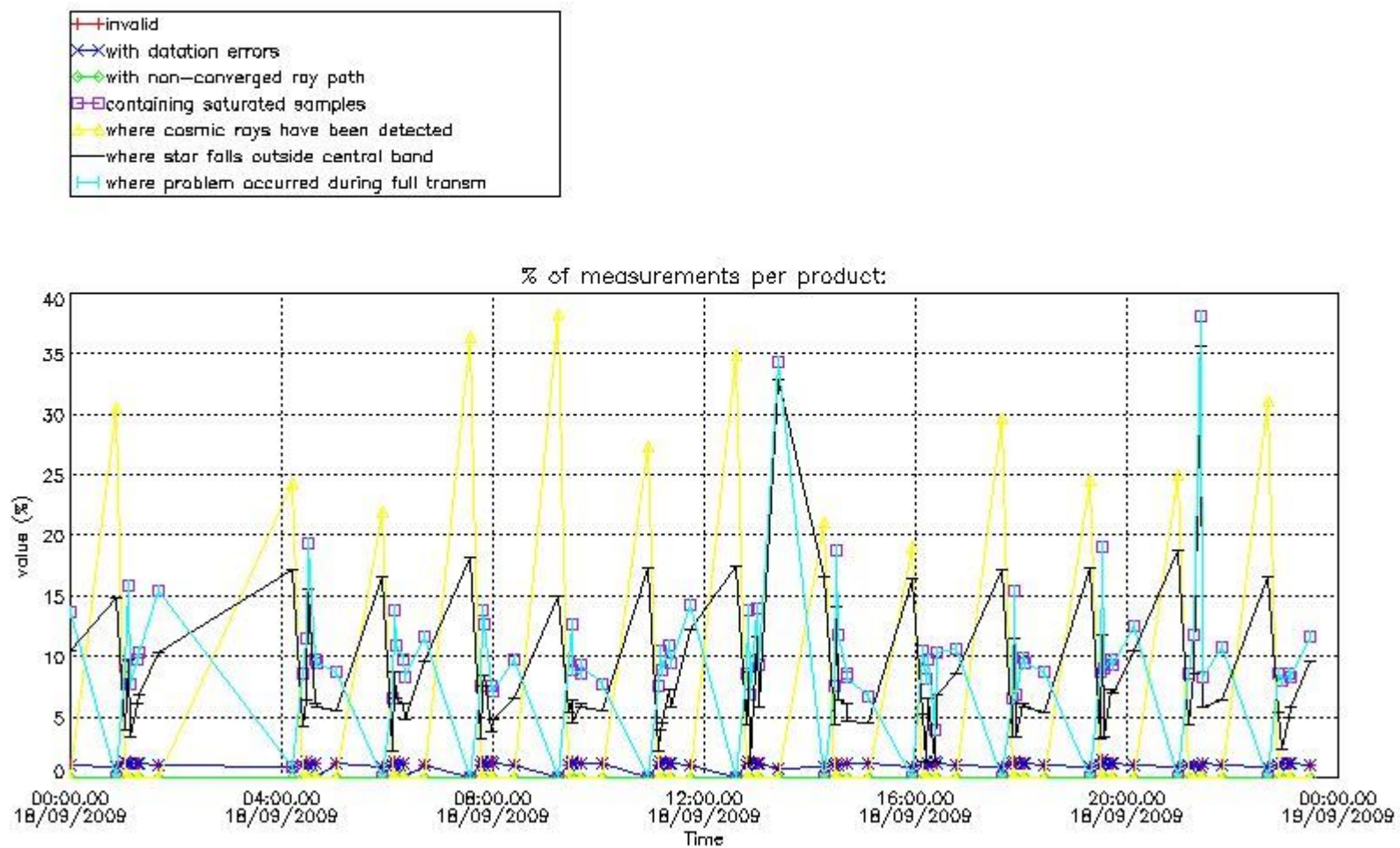
In this section it is plotted some information contained in the Quality Summary data set of the level 2 products that comes from the level 1b processing. Products without errors (error flag in the MPH set to "0") are used.

4.1 Plot quality information per product (time dependant) coming from level 1b processing

4.1.1 Plot level 1 quality information per product (time dependant): ENVISAT ASCENDING passes



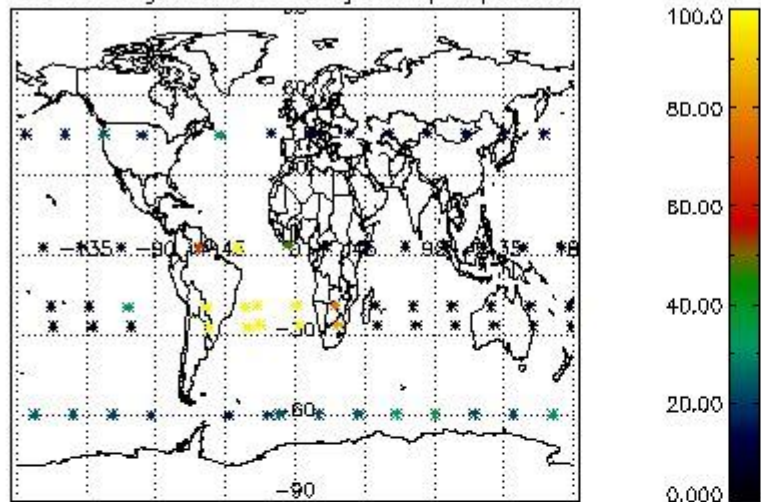
4.1.2 Plot level 1 quality information per product (time dependant): ENVI SAT DESCENDING passes



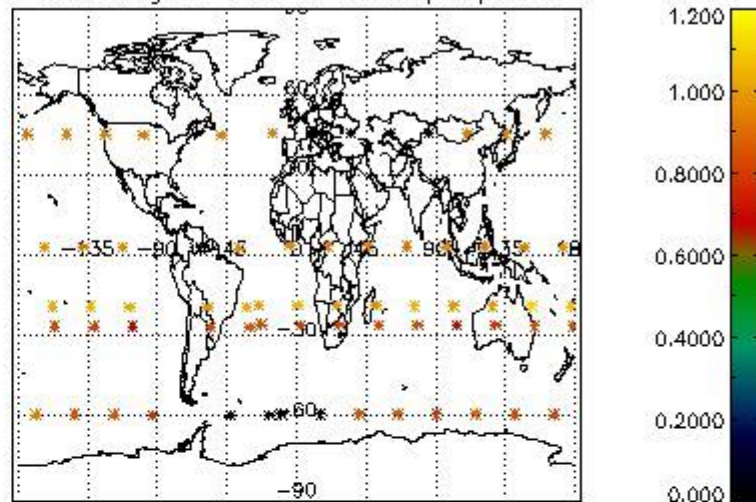
4.2 Plot quality information per product coming from level 1b processing (world map)

4.2.1 Plot level 1 quality information per product (world map): ENVISAT ASCENDING passes

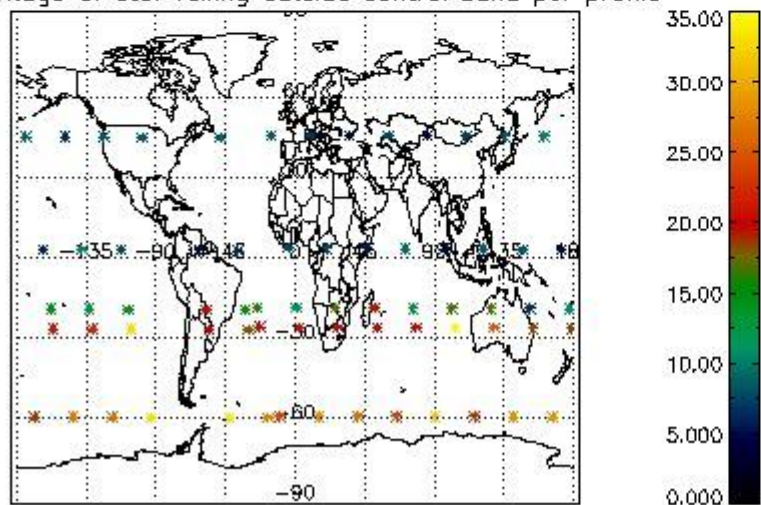
Percentage of cosmic ray hits per profile



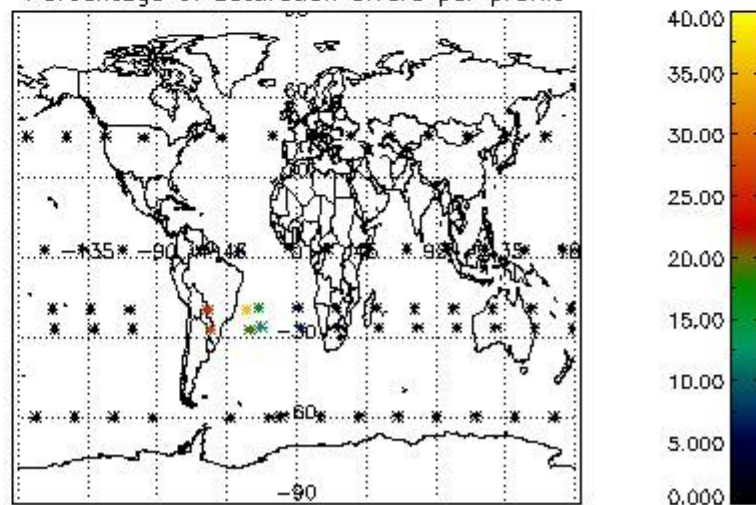
Percentage of datation errors per profile



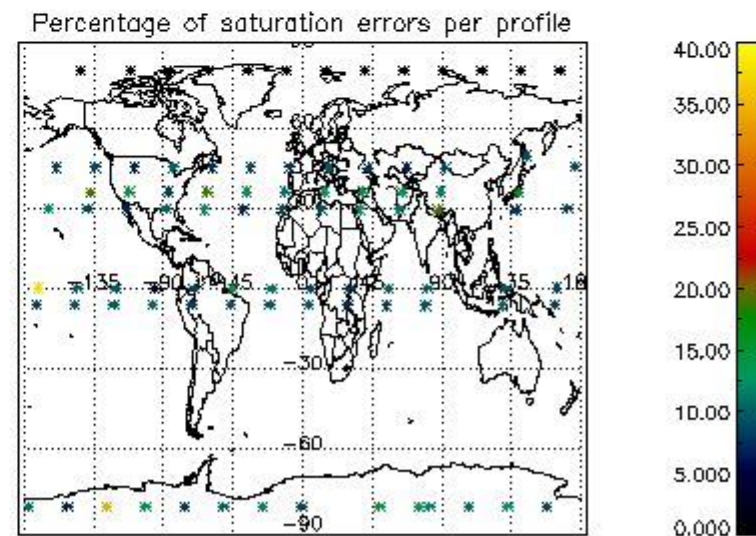
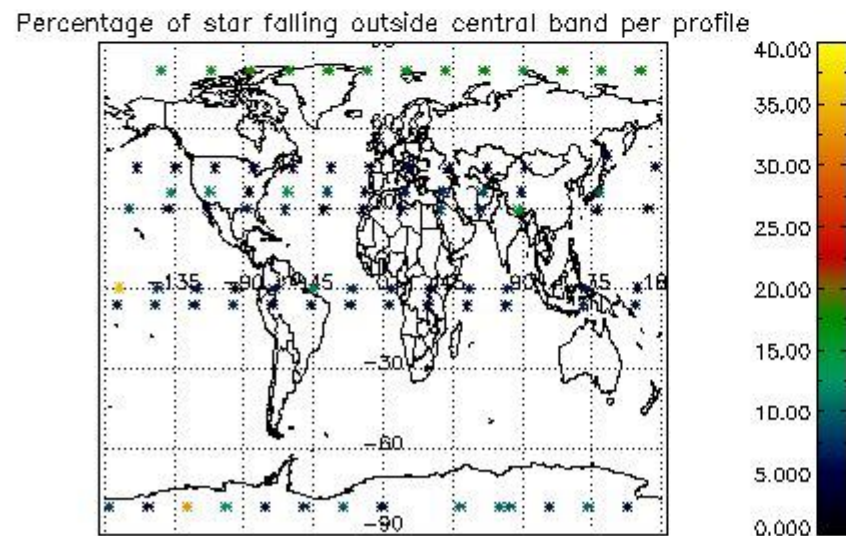
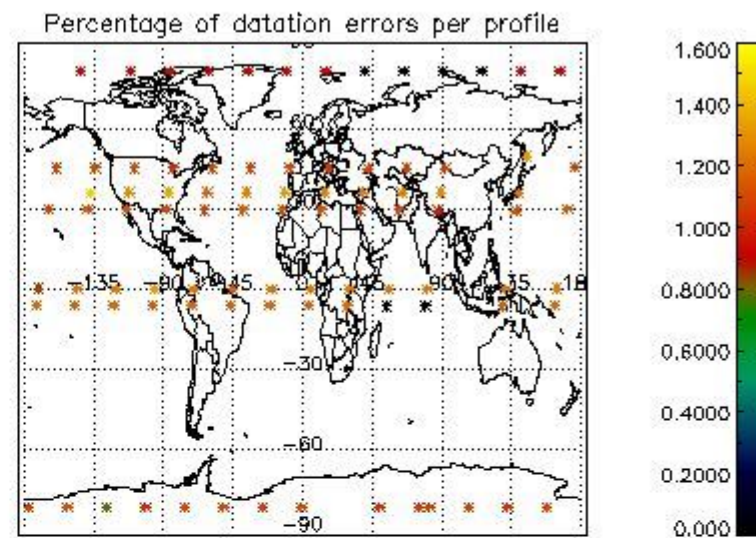
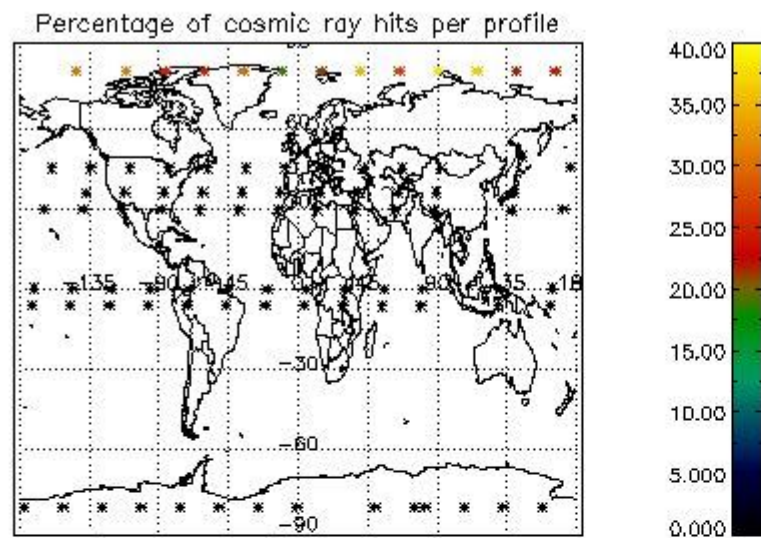
Percentage of star falling outside central band per profile



Percentage of saturation errors per profile



4.2.2 Plot level 1 quality information per product (world map): ENVISAT DESCENDING passes



5. Trace gas profiles

5.1 Ozone statistics based on quality of products

The final quality of the products can be "measured" using the STD (Standard Deviation) attached to every point profile. This information is written to the parameter GOM_NL__2P/NL_LOCAL_SPECIES_DENSITY/o3_std of the level 2 products. The table below shows the statistics for given STD ranges.

The statistics are given with respect to the overall valid production:

- Products without fatal errors: GOM_NL__2P/MPH/PRODUCT_ERR=0
- Valid point profile: GOM_NL__2P/NL_LOCAL_SPECIES_DENSITY/pcd(0)=0

The 'Criteria' is applied to valid points of dark limb products:

- Products in dark limb illumination condition: GOM_NL__2P/NL_SUMMARY_QUALITY/obs_ill_cond=0
- Products without fatal errors: GOM_NL__2P/MPH/PRODUCT_ERR=0
- Valid point profile: GOM_NL__2P/NL_LOCAL_SPECIES_DENSITY/pcd(0)=0

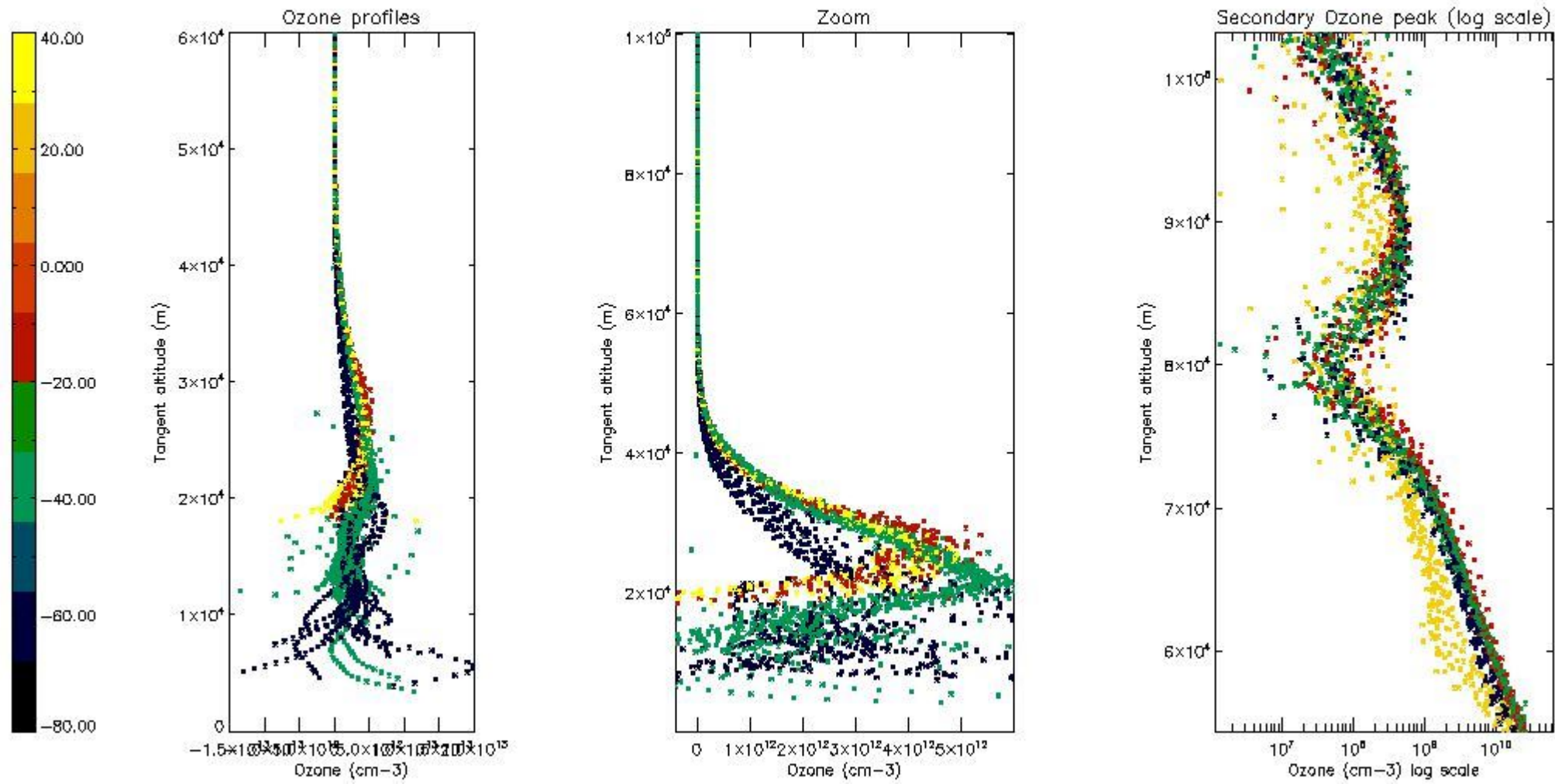
So, the table below shows the percentage of dark limb and valid observations for each criteria with respect to the overall valid daily observations.

Criteria	% of total production
All STD	49
STD < 20	31

STD < 10	26
STD < 5	20

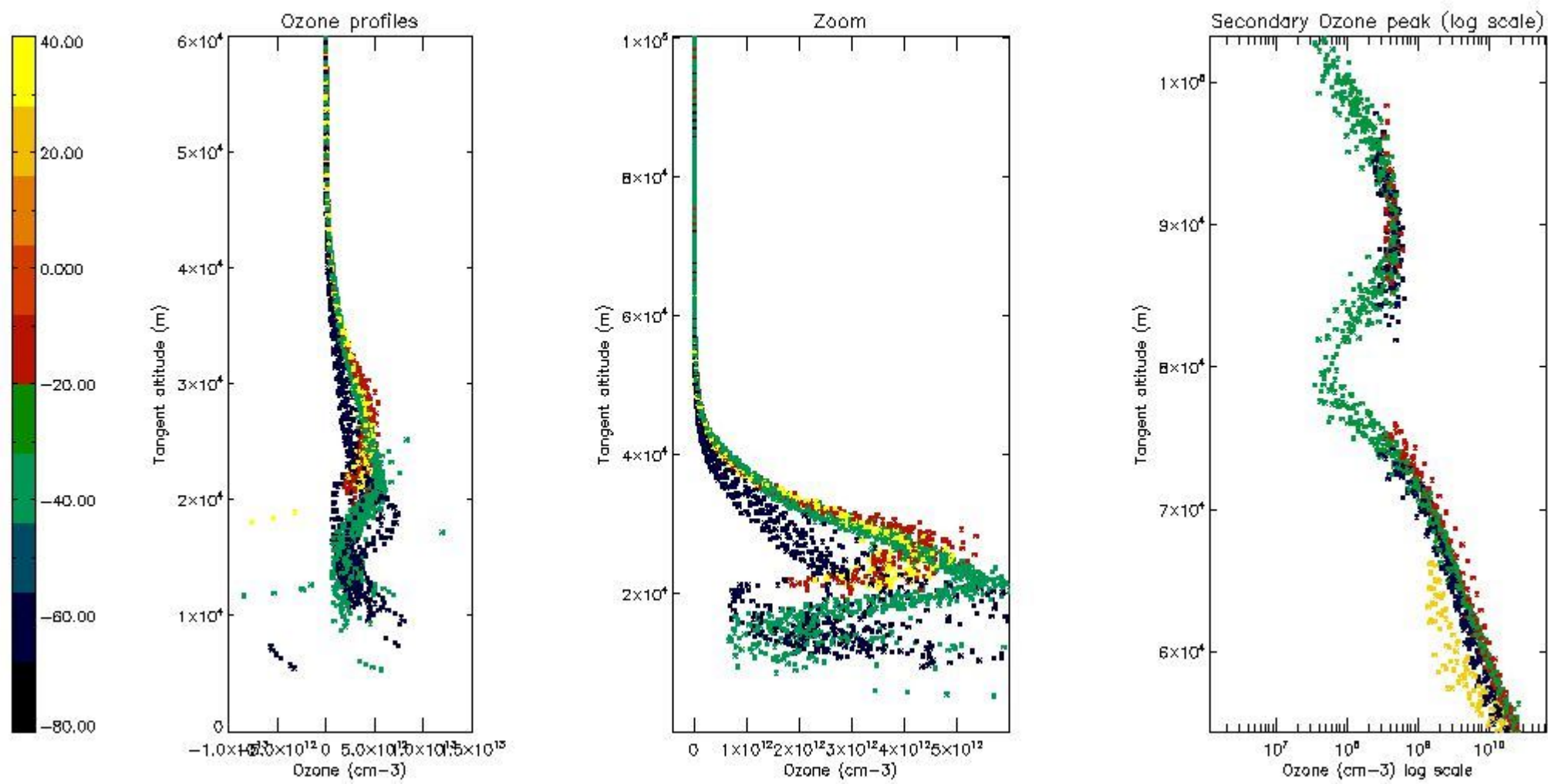
5.2 Plot ozone profiles for all STD (dark without errors)

The colorbar represents the latitude.



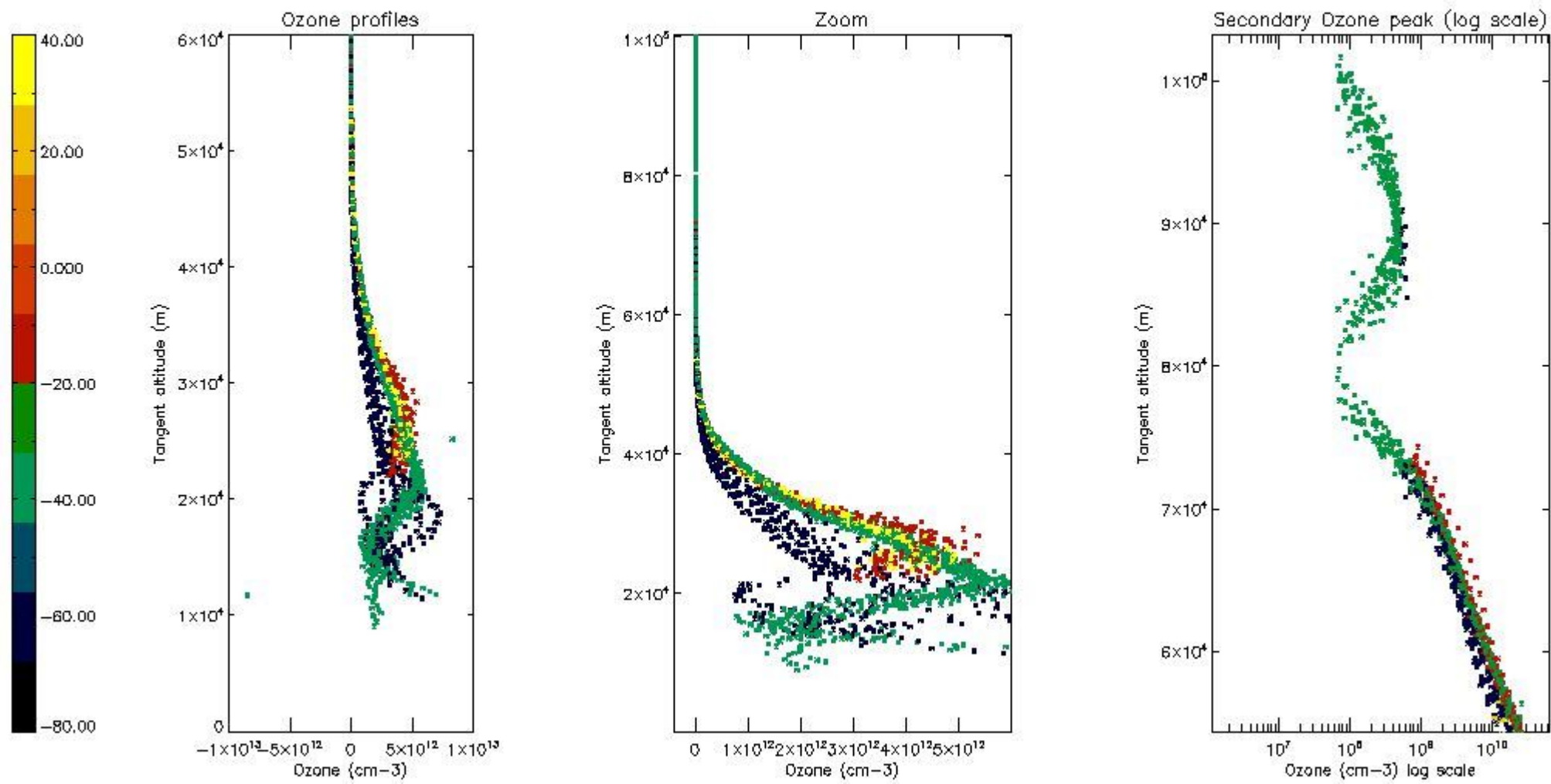
5.3 Plot ozone profiles where STD < 20% (dark without errors)

The colorbar represents the latitude.



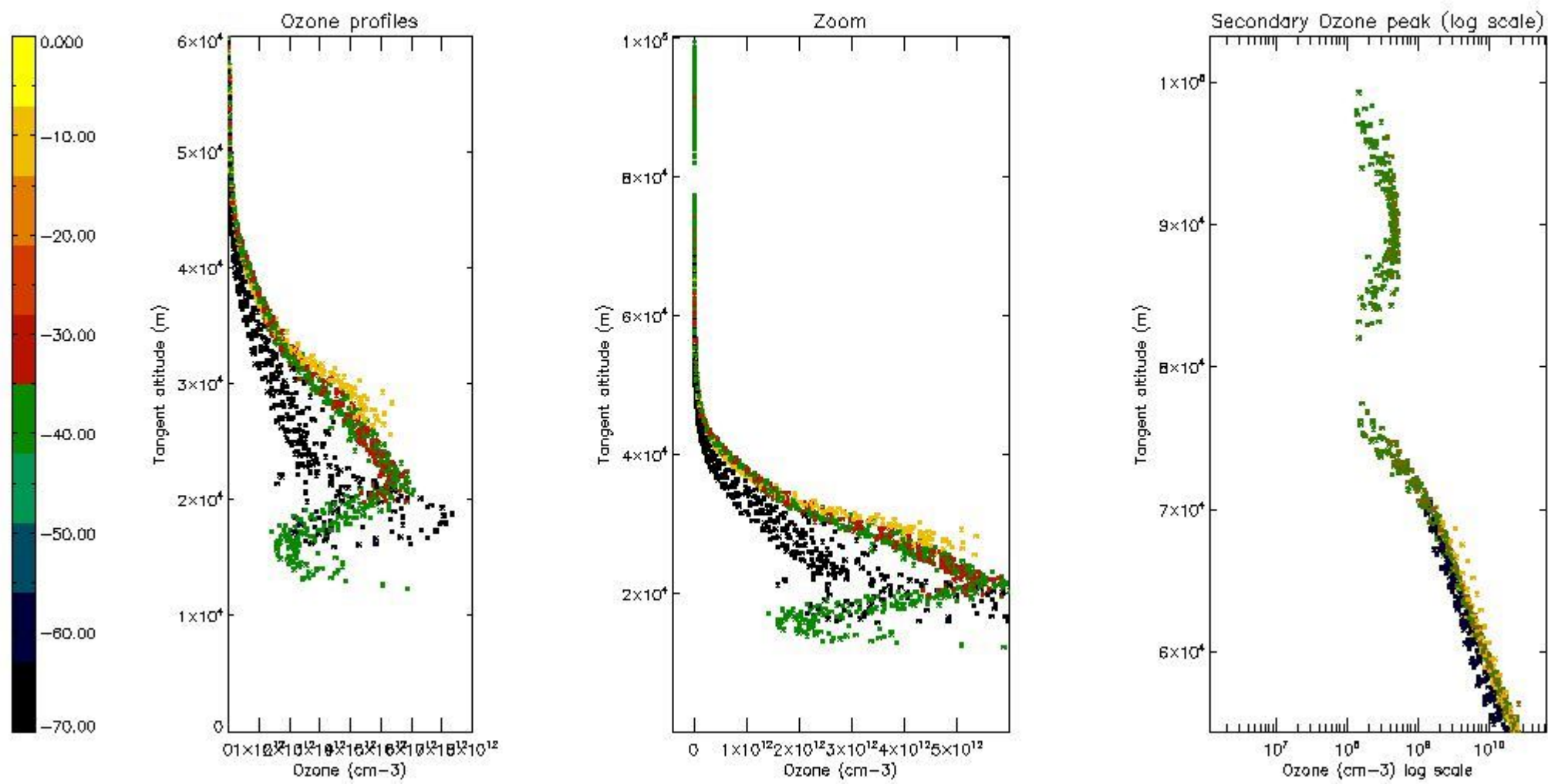
5.4 Plot ozone profiles where STD < 10% (dark without errors)

The colorbar represents the latitude.



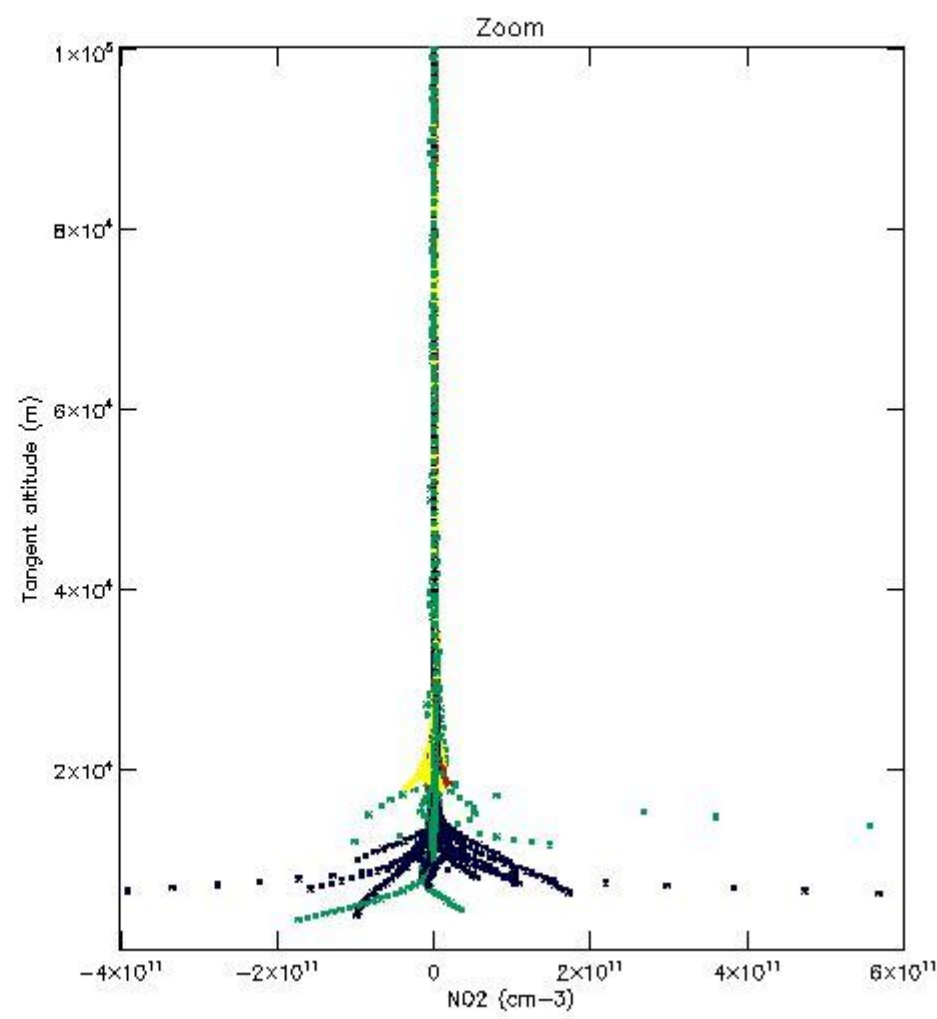
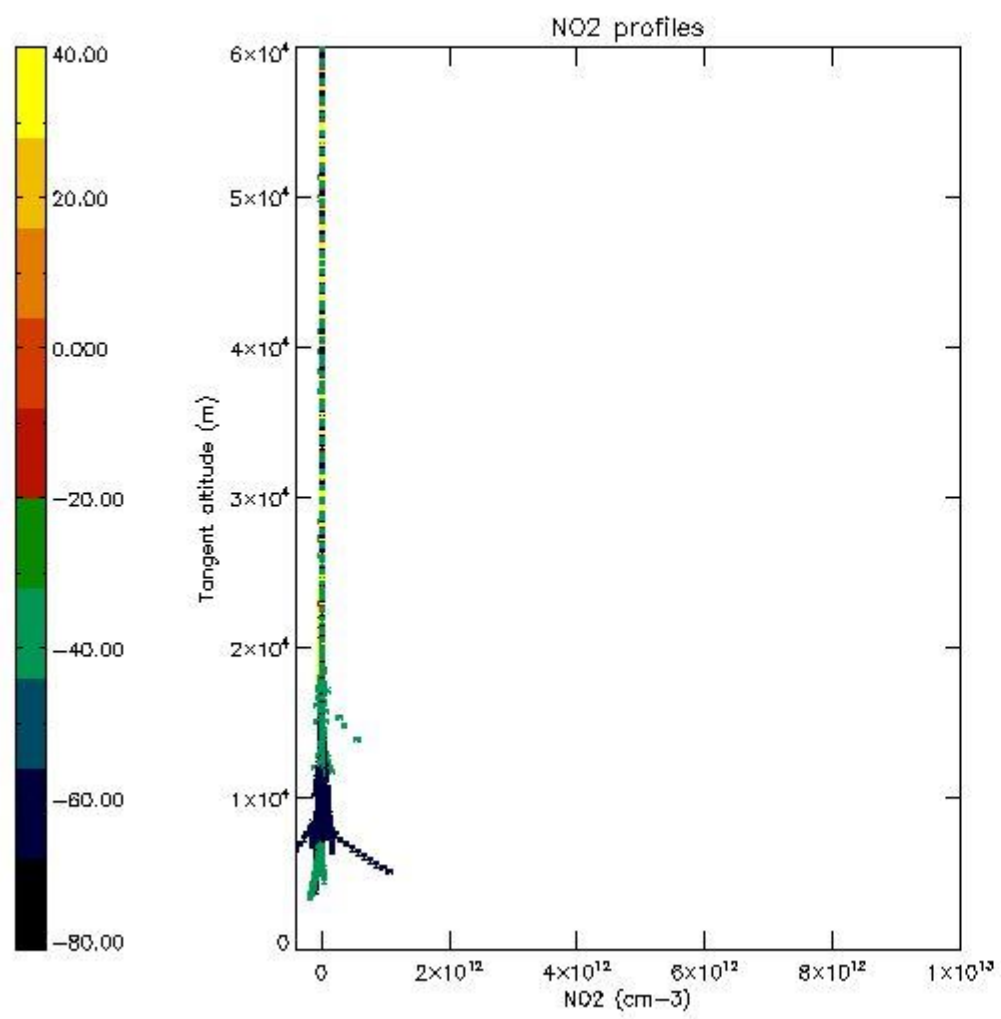
5.5 Plot ozone profiles where STD < 5% (dark without errors)

The colorbar represents the latitude.



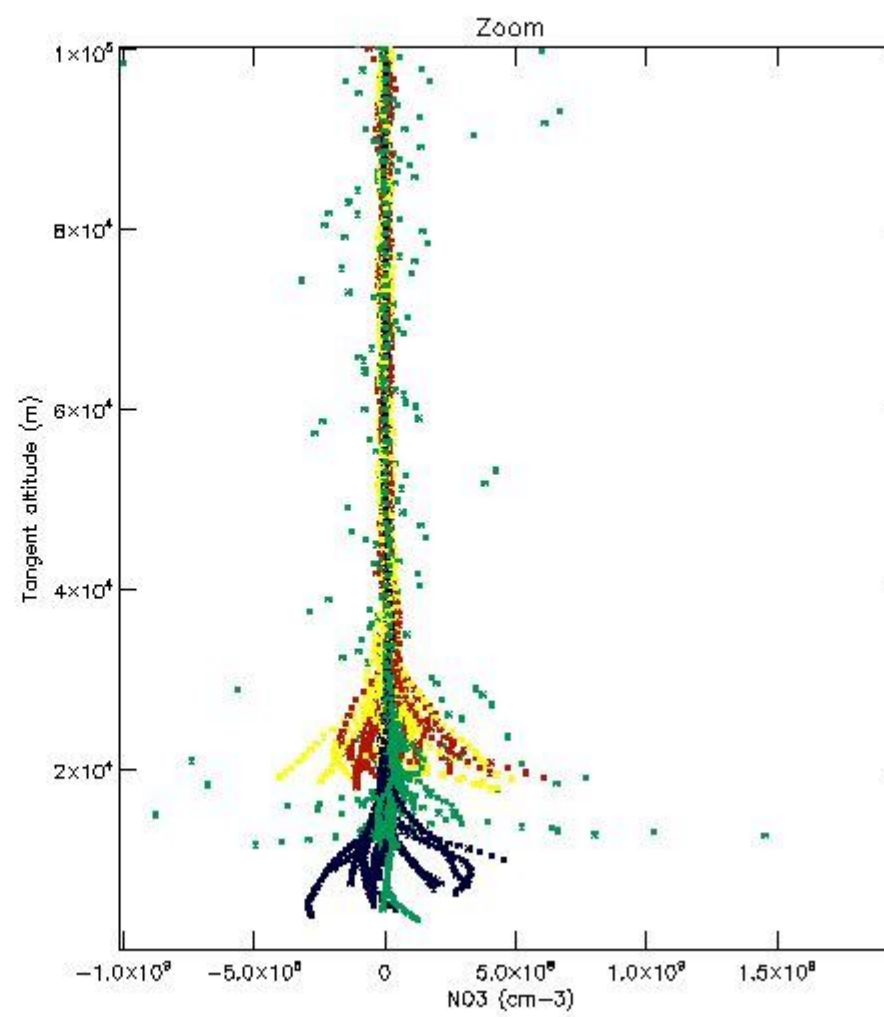
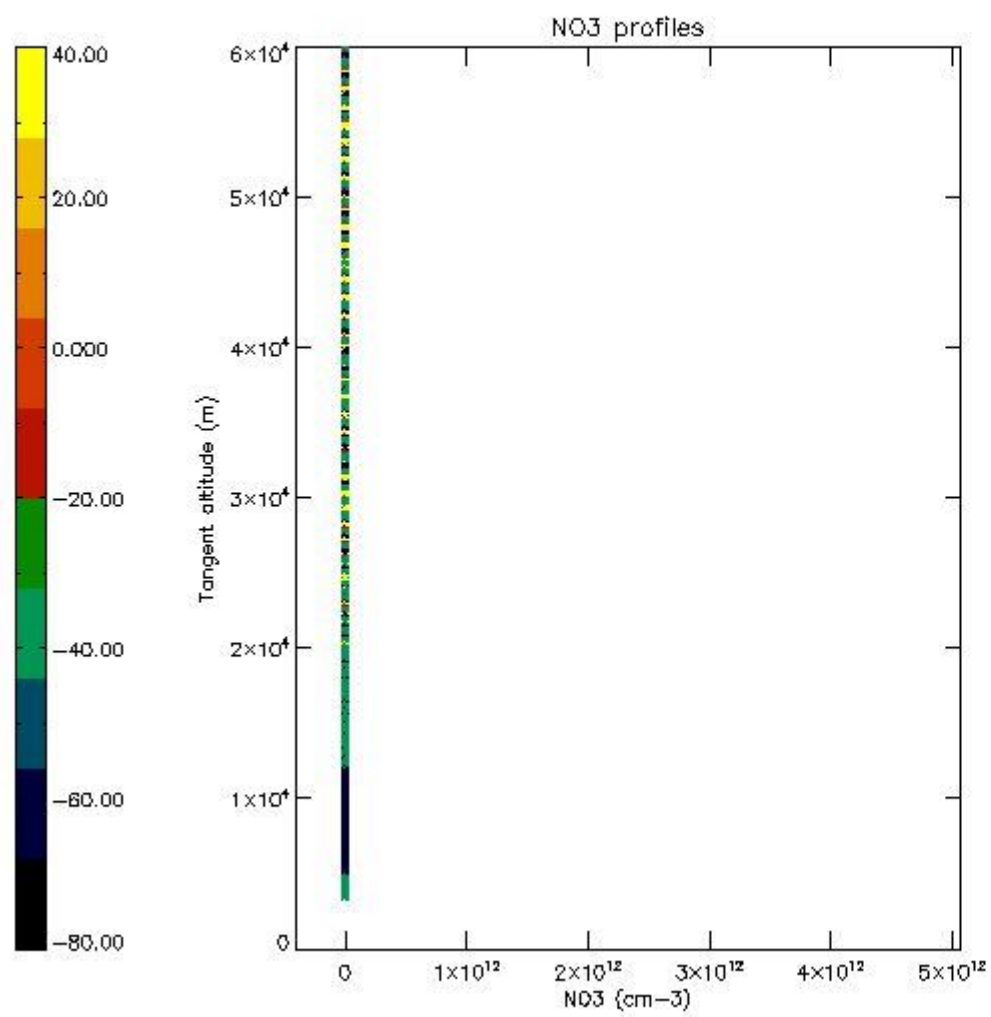
5.6 Plot NO₂ profiles for all STD (dark without errors)

The colorbar represents the latitude.



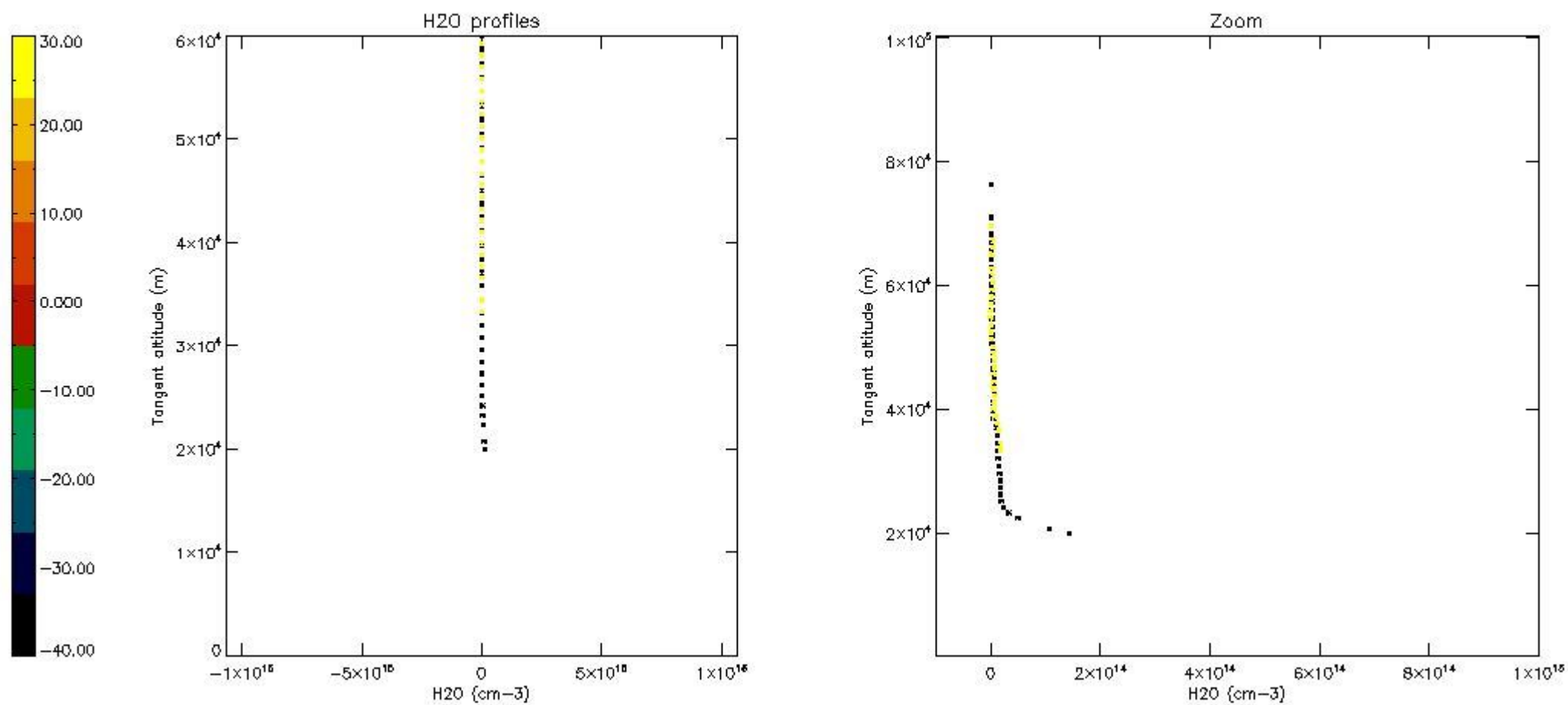
5.7 Plot NO3 profiles for all STD (dark without errors)

The colorbar represents the latitude.



5.8 Plot H2O profiles for all STD (only for occultations of stars 1,2,3,4,13,14,16,26,63 dark without errors)

The colorbar represents the latitude.



6. Auxiliary Data Files used for the production reported in section 2

The number reported in the third column indicates since which file (see list in section 2) the corresponding auxiliary file has been used. The fourth column is the date of those product files.

Type	Auxiliary Filename	Used since product	Used since product date
INST_PHYS_CHARACTERISTICS	GOM_INS_AXVIEC20091111_143220_20030716_120000_20500101_000000	1	18-SEP-2009 00:00:11
LEVEL-2_PROC_CONFIG	GOM_PR2_AXVIEC20091111_152718_20020301_000000_20500101_000000	1	18-SEP-2009 00:00:11
CROSS_SECTIONS_FILE	GOM_CRS_AXVIEC20091111_154832_20020301_000000_20500101_000000	1	18-SEP-2009 00:00:11

GOMOS Level 2 Daily Report

SUMMARY

[1. General Info](#)

[2. Summary of processed GOM_NL_2P products](#)

[3. Level 2 Quality information per product](#)

[3.1 Plot of level 2 quality information per product \(time dependant\)](#)

[3.2 Plot of level 2 quality information per product \(world map\)](#)

[4. Level 1 Quality information per product \(stored on level 2 products\)](#)

[4.1 Plot of level 1 quality information per product \(time dependant\)](#)

[4.1.1 Plot of level 1 quality information per product \(time dependant\): ASCENDING](#)

[4.1.2 Plot of level 1 quality information per product \(time dependant\): DESCENDING](#)

[4.2 Plot of level 1 quality information per product \(world map\)](#)

[4.2.1 Plot of level 1 quality information per product \(world map\): ASCENDING](#)

[4.2.2 Plot of level 1 quality information per product \(world map\): DESCENDING](#)

[5. Ozone profiles based on quality statistics and other trace gas profiles](#)

[5.1 Ozone statistics based on quality of products](#)

[5.2 Plot ozone profiles for all STD \(dark without errors\)](#)

[5.3 Plot ozone profiles where STD < 20% \(dark without errors\)](#)

[5.4. Plot ozone profiles where STD < 10% \(dark without errors\)](#)

[5.5. Plot ozone profiles where STD < 5% \(dark without errors\)](#)

[5.6 Plot NO2 profiles for all STD \(dark without errors\)](#)

[5.7 Plot NO3 profiles for all STD \(dark without errors\)](#)

[5.8 Plot H2O profiles \(only for occultations of stars 1,2,3,4,13,14,16,26,63 dark without errors\) for all STD](#)

[6. Auxiliary Data Files used for the production reported in section 2](#)

This report presents the daily analysis on parameters extracted from GOMOS level 2 data (GOM_NL__2P). It is intended to monitor some important parameters that will impact the quality of these products. A list of level 2 products (and content) that have arrived during the reporting day to the PCF is also given.

Item	Value
Time of report generation	26APR2013 12:50:01
Data source version	GOMOS/6.01
Start time of products	18-09-2009 (18SEP2009 00:00:00)
Stop time of products	19-09-2009 (19SEP2009 00:00:00)
Store outputs in DB	Yes
Nb of level 2 prods	158
Nb of prods with errors	0

2. Summary of processed GOM_NL__2P products.

Nr	Filename	UTC Start time	Limb	Duration	Star Id	Star Name	Star Mag	Star Temp	Nb Meas	Orbit	Prod. error
1	GOM_NL__2PRFIN20090918_000011_000000482082_00345_39477_7389.N1	18-SEP-2009 00:00:11	Bright	47.500	24	66Alp Gem	1.5800	10200.	95	39477	No
2	GOM_NL__2PRFIN20090918_000904_000000592082_00345_39477_7390.N1	18-SEP-2009 00:09:04	Dark	59.000	8	10Alp CMi	0.40000	6500.0	118	39477	No
3	GOM_NL__2PRFIN20090918_001828_000000592082_00345_39477_7391.N1	18-SEP-2009 00:18:28	Dark	58.500	1	9Alp CMa	-1.4400	11000.	117	39477	No
4	GOM_NL__2PRFIN20090918_002033_000000492082_00345_39477_7392.N1	18-SEP-2009 00:20:33	Dark	49.000	23	21Eps CMa	1.5020	26000.	98	39477	No
5	GOM_NL__2PRFIN20090918_002644_000000532082_00346_39478_7398.N1	18-SEP-2009 00:26:44	Dark	52.500	108	Alp Col	2.6520	15200.	105	39478	No
6	GOM_NL__2PRFIN20090918_003838_000000542082_00346_39478_7399.N1	18-SEP-2009 00:38:38	Dark	53.500	157	The1Eri	2.9060	9300.0	107	39478	No
7	GOM_NL__2PRFIN20090918_005133_000000542082_00346_39478_7400.N1	18-SEP-2009 00:51:33	Twilight	54.000	52	16Bet Cet	2.0370	4500.0	108	39478	No
8	GOM_NL__2PRFIN20090918_010216_000000382082_00346_39478_7401.N1	18-SEP-2009 01:02:16	Bright	38.000	90	54Alp Peg	2.4870	11000.	76	39478	No
9	GOM_NL__2PRFIN20090918_010606_000000412082_00346_39478_7402.N1	18-SEP-2009 01:06:06	Bright	41.000	93	53Bet Peg	2.5200	3100.0	82	39478	No
10	GOM_NL__2PRFIN20090918_010758_000000452082_00346_39478_7403.N1	18-SEP-2009 01:07:58	Bright	45.000	58	21Alp And	2.0730	11000.	90	39478	No
11	GOM_NL__2PRFIN20090918_011616_000000412082_00346_39478_7404.N1	18-SEP-2009 01:16:16	Bright	41.000	74	11Bet Cas	2.2680	6600.0	82	39478	No
12	GOM_NL__2PRFIN20090918_011800_000000442082_00346_39478_7405.N1	18-SEP-2009 01:18:00	Bright	43.500	76	27Gam Cas	2.3000	30000.	87	39478	No
13	GOM_NL__2PRFIN20090918_014047_000000492082_00346_39478_7406.N1	18-SEP-2009 01:40:47	Bright	48.500	24	66Alp Gem	1.5800	10200.	97	39478	No
14	GOM_NL__2PRFIN20090918_014941_000000652082_00346_39478_7407.N1	18-SEP-2009 01:49:41	Dark	64.500	8	10Alp CMi	0.40000	6500.0	129	39478	No
15	GOM_NL__2PRFIN20090918_015905_000000612082_00346_39478_7408.N1	18-SEP-2009 01:59:05	Dark	60.500	1	9Alp CMa	-1.4400	11000.	121	39478	No
16	GOM_NL__2PRFIN20090918_020110_000000522082_00346_39478_7409.N1	18-SEP-2009 02:01:10	Dark	51.500	23	21Eps CMa	1.5020	26000.	103	39478	No
17	GOM_NL__2PRFIN20090918_020721_000000512082_00347_39479_7410.N1	18-SEP-2009 02:07:21	Dark	51.000	108	Alp Col	2.6520	15200.	102	39479	No
18	GOM_NL__2PRFIN20090918_035952_000000542082_00348_39480_7424.N1	18-SEP-2009 03:59:52	Dark	53.500	157	The1Eri	2.9060	9300.0	107	39480	No
19	GOM_NL__2PRFIN20090918_041245_000000562082_00348_39480_7425.N1	18-SEP-2009 04:12:45	Twilight	55.500	52	16Bet Cet	2.0370	4500.0	111	39480	No
20	GOM_NL__2PRFIN20090918_042444_000000472082_00348_39480_7426.N1	18-SEP-2009 04:24:44	Bright	47.000	140	88Gam Peg	2.8340	26000.	94	39480	No
21	GOM_NL__2PRFIN20090918_042718_000000392082_00348_39480_7427.N1	18-SEP-2009 04:27:18	Bright	39.000	93	53Bet Peg	2.5200	3100.0	78	39480	No
22	GOM_NL__2PRFIN20090918_042909_000000522082_00348_39480_7428.N1	18-SEP-2009 04:29:09	Bright	51.500	58	21Alp And	2.0730	11000.	103	39480	No
23	GOM_NL__2PRFIN20090918_043727_000000412082_00348_39480_7429.N1	18-SEP-2009 04:37:27	Bright	41.000	74	11Bet Cas	2.2680	6600.0	82	39480	No
24	GOM_NL__2PRFIN20090918_043911_000000432082_00348_39480_7430.N1	18-SEP-2009 04:39:11	Bright	42.500	76	27Gam Cas	2.3000	30000.	85	39480	No
25	GOM_NL__2PRFIN20090918_050159_000000462082_00348_39480_7431.N1	18-SEP-2009 05:01:59	Bright	45.500	24	66Alp Gem	1.5800	10200.	91	39480	No
26	GOM_NL__2PRFIN20090918_051054_000000652082_00348_39480_7432.N1	18-SEP-2009 05:10:54	Dark	65.000	8	10Alp CMi	0.40000	6500.0	130	39480	No
27	GOM_NL__2PRFIN20090918_052019_000000732082_00348_39480_7433.N1	18-SEP-2009 05:20:19	Dark	72.500	1	9Alp CMa	-1.4400	11000.	145	39480	No
28	GOM_NL__2PRFIN20090918_052224_000000492082_00348_39480_7434.N1	18-SEP-2009 05:22:24	Dark	48.500	23	21Eps CMa	1.5020	26000.	97	39480	No
29	GOM_NL__2PRFIN20090918_052836_000000532082_00349_39481_7441.N1	18-SEP-2009 05:28:36	Dark	52.500	108	Alp Col	2.6520	15200.	105	39481	No
30	GOM_NL__2PRFIN20090918_054029_000000542082_00349_39481_7442.N1	18-SEP-2009 05:40:29	Dark	54.000	157	The1Eri	2.9060	9300.0	108	39481	No
31	GOM_NL__2PRFIN20090918_055321_000000552082_00349_39481_7443.N1	18-SEP-2009 05:53:21	Twilight	54.500	52	16Bet Cet	2.0370	4500.0	109	39481	No
32	GOM_NL__2PRFIN20090918_060520_000000462082_00349_39481_7444.N1	18-SEP-2009 06:05:20	Bright	46.000	140	88Gam Peg	2.8340	26000.	92	39481	No
33	GOM_NL__2PRFIN20090918_060753_000000402082_00349_39481_7445.N1	18-SEP-2009 06:07:53	Bright	40.000	93	53Bet Peg	2.5200	3100.0	80	39481	No
34	GOM_NL__2PRFIN20090918_060944_000000462082_00349_39481_7446.N1	18-SEP-2009 06:09:44	Bright	46.000	58	21Alp And	2.0730	11000.	92	39481	No
35	GOM_NL__2PRFIN20090918_061802_000000412082_00349_39481_7447.N1	18-SEP-2009 06:18:02	Bright	41.000	74	11Bet Cas	2.2680	6600.0	82	39481	No
36	GOM_NL__2PRFIN20090918_061946_000000422082_00349_39481_7448.N1	18-SEP-2009 06:19:46	Bright	42.000	76	27Gam Cas	2.3000	30000.	84	39481	No
37	GOM_NL__2PRFIN20090918_064235_000000472082_00349_39481_7449.N1	18-SEP-2009 06:42:35	Bright	47.000	24	66Alp Gem	1.5800	10200.	94	39481	No
38	GOM_NL__2PRFIN20090918_065131_000000592082_00349_39481_7450.N1	18-SEP-2009 06:51:31	Dark	59.000	8	10Alp CMi	0.40000	6500.0	118	39481	No
39	GOM_NL__2PRFIN20090918_070056_000000622082_00349_39481_7451.N1	18-SEP-2009 07:00:56	Dark	62.000	1	9Alp CMa	-1.4400	11000.	124	39481	No
40	GOM_NL__2PRFIN20090918_070301_000000482082_00349_39481_7452.N1	18-SEP-2009 07:03:01	Dark	47.500	23	21Eps CMa	1.5020	26000.	95	39481	No
41	GOM_NL__2PRFIN20090918_070913_000000552082_00350_39482_7469.N1	18-SEP-2009 07:09:13	Dark	54.500	108	Alp Col	2.6520	15200.	109	39482	No
42	GOM_NL__2PRFIN20090918_072106_000000532082_00350_39482_7470.N1	18-SEP-2009 07:21:06	Dark	53.000	157	The1Eri	2.9060	9300.0	106	39482	No

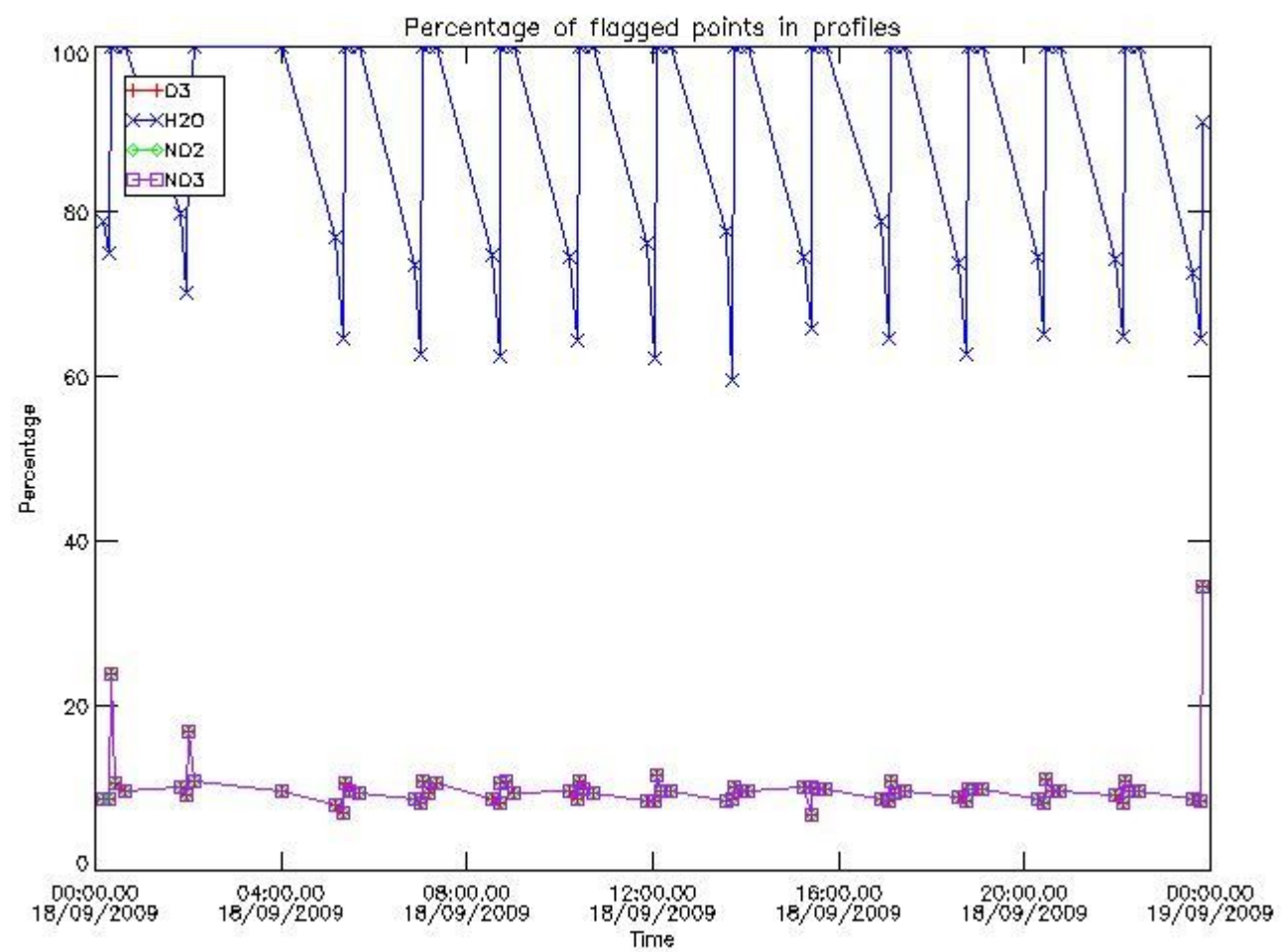
43	GOM_NL__2PRFIN20090918_073357_000000552082_00350_39482_7471.N1	18-SEP-2009 07:33:57	Tw_i_and_stray	55.000	52	16Bet Cet	2.0370	4500.0	110	39482	No
44	GOM_NL__2PRFIN20090918_074555_000000462082_00350_39482_7472.N1	18-SEP-2009 07:45:55	Bright	46.000	140	88Gam Peg	2.8340	26000.	92	39482	No
45	GOM_NL__2PRFIN20090918_074829_000000402082_00350_39482_7473.N1	18-SEP-2009 07:48:29	Bright	40.000	93	53Bet Peg	2.5200	3100.0	80	39482	No
46	GOM_NL__2PRFIN20090918_075020_000000482082_00350_39482_7474.N1	18-SEP-2009 07:50:20	Bright	47.500	58	21Alp And	2.0730	11000.	95	39482	No
47	GOM_NL__2PRFIN20090918_075838_000000402082_00350_39482_7475.N1	18-SEP-2009 07:58:38	Bright	40.000	74	11Bet Cas	2.2680	6600.0	80	39482	No
48	GOM_NL__2PRFIN20090918_080021_000000422082_00350_39482_7476.N1	18-SEP-2009 08:00:21	Bright	42.000	76	27Gam Cas	2.3000	30000.	84	39482	No
49	GOM_NL__2PRFIN20090918_082311_000000462082_00350_39482_7477.N1	18-SEP-2009 08:23:11	Bright	46.000	24	66Alp Gem	1.5800	10200.	92	39482	No
50	GOM_NL__2PRFIN20090918_083207_000000602082_00350_39482_7478.N1	18-SEP-2009 08:32:07	Dark	59.500	8	10Alp CMi	0.40000	6500.0	119	39482	No
51	GOM_NL__2PRFIN20090918_084133_000000622082_00350_39482_7479.N1	18-SEP-2009 08:41:33	Dark	61.500	1	9Alp CMA	-1.4400	11000.	123	39482	No
52	GOM_NL__2PRFIN20090918_084337_000000492082_00350_39482_7480.N1	18-SEP-2009 08:43:37	Dark	48.500	23	21Eps CMA	1.5020	26000.	97	39482	No
53	GOM_NL__2PRFIN20090918_084950_000000522082_00351_39483_7486.N1	18-SEP-2009 08:49:50	Dark	51.500	108	Alp Col	2.6520	15200.	103	39483	No
54	GOM_NL__2PRFIN20090918_090143_000000552082_00351_39483_7487.N1	18-SEP-2009 09:01:43	Dark	54.500	157	The1Eri	2.9060	9300.0	109	39483	No
55	GOM_NL__2PRFIN20090918_091434_000000542082_00351_39483_7488.N1	18-SEP-2009 09:14:34	Tw_i_and_stray	53.500	52	16Bet Cet	2.0370	4500.0	107	39483	No
56	GOM_NL__2PRFIN20090918_092631_000000472082_00351_39483_7489.N1	18-SEP-2009 09:26:31	Bright	47.000	140	88Gam Peg	2.8340	26000.	94	39483	No
57	GOM_NL__2PRFIN20090918_092905_000000402082_00351_39483_7490.N1	18-SEP-2009 09:29:05	Bright	39.500	93	53Bet Peg	2.5200	3100.0	79	39483	No
58	GOM_NL__2PRFIN20090918_093055_000000452082_00351_39483_7491.N1	18-SEP-2009 09:30:55	Bright	45.000	58	21Alp And	2.0730	11000.	90	39483	No
59	GOM_NL__2PRFIN20090918_093913_000000412082_00351_39483_7492.N1	18-SEP-2009 09:39:13	Bright	40.500	74	11Bet Cas	2.2680	6600.0	81	39483	No
60	GOM_NL__2PRFIN20090918_094057_000000432082_00351_39483_7493.N1	18-SEP-2009 09:40:57	Bright	43.000	76	27Gam Cas	2.3000	30000.	86	39483	No
61	GOM_NL__2PRFIN20090918_100347_000000462082_00351_39483_7494.N1	18-SEP-2009 10:03:47	Bright	45.500	24	66Alp Gem	1.5800	10200.	91	39483	No
62	GOM_NL__2PRFIN20090918_101244_000000542082_00351_39483_7495.N1	18-SEP-2009 10:12:44	Dark	53.500	8	10Alp CMi	0.40000	6500.0	107	39483	No
63	GOM_NL__2PRFIN20090918_102210_000000602082_00351_39483_7496.N1	18-SEP-2009 10:22:10	Dark	59.500	1	9Alp CMA	-1.4400	11000.	119	39483	No
64	GOM_NL__2PRFIN20090918_102414_000000472082_00351_39483_7497.N1	18-SEP-2009 10:24:14	Dark	46.500	23	21Eps CMA	1.5020	26000.	93	39483	No
65	GOM_NL__2PRFIN20090918_103027_000000522082_00352_39484_7500.N1	18-SEP-2009 10:30:27	Dark	51.500	108	Alp Col	2.6520	15200.	103	39484	No
66	GOM_NL__2PRFIN20090918_104220_000000552082_00352_39484_7501.N1	18-SEP-2009 10:42:20	Dark	54.500	157	The1Eri	2.9060	9300.0	109	39484	No
67	GOM_NL__2PRFIN20090918_105509_000000552082_00352_39484_7502.N1	18-SEP-2009 10:55:09	Tw_i_and_stray	55.000	52	16Bet Cet	2.0370	4500.0	110	39484	No
68	GOM_NL__2PRFIN20090918_110706_000000462082_00352_39484_7503.N1	18-SEP-2009 11:07:06	Bright	46.000	140	88Gam Peg	2.8340	26000.	92	39484	No
69	GOM_NL__2PRFIN20090918_110940_000000382082_00352_39484_7504.N1	18-SEP-2009 11:09:40	Bright	38.000	93	53Bet Peg	2.5200	3100.0	76	39484	No
70	GOM_NL__2PRFIN20090918_111130_000000452082_00352_39484_7505.N1	18-SEP-2009 11:11:30	Bright	45.000	58	21Alp And	2.0730	11000.	90	39484	No
71	GOM_NL__2PRFIN20090918_111949_000000422082_00352_39484_7506.N1	18-SEP-2009 11:19:49	Bright	41.500	74	11Bet Cas	2.2680	6600.0	83	39484	No
72	GOM_NL__2PRFIN20090918_112132_000000432082_00352_39484_7507.N1	18-SEP-2009 11:21:32	Bright	42.500	76	27Gam Cas	2.3000	30000.	85	39484	No
73	GOM_NL__2PRFIN20090918_114424_000000492082_00352_39484_7508.N1	18-SEP-2009 11:44:24	Bright	49.000	24	66Alp Gem	1.5800	10200.	98	39484	No
74	GOM_NL__2PRFIN20090918_115320_000000612082_00352_39484_7509.N1	18-SEP-2009 11:53:20	Dark	61.000	8	10Alp CMi	0.40000	6500.0	122	39484	No
75	GOM_NL__2PRFIN20090918_120247_000000602082_00352_39484_7510.N1	18-SEP-2009 12:02:47	Dark	60.000	1	9Alp CMA	-1.4400	11000.	120	39484	No
76	GOM_NL__2PRFIN20090918_120451_000000452082_00352_39484_7511.N1	18-SEP-2009 12:04:51	Dark	44.500	23	21Eps CMA	1.5020	26000.	89	39484	No
77	GOM_NL__2PRFIN20090918_121104_000000542082_00353_39485_7514.N1	18-SEP-2009 12:11:04	Dark	53.500	108	Alp Col	2.6520	15200.	107	39485	No
78	GOM_NL__2PRFIN20090918_122257_000000532082_00353_39485_7515.N1	18-SEP-2009 12:22:57	Dark	53.000	157	The1Eri	2.9060	9300.0	106	39485	No
79	GOM_NL__2PRFIN20090918_123545_000000552082_00353_39485_7516.N1	18-SEP-2009 12:35:45	Tw_i_and_stray	54.500	52	16Bet Cet	2.0370	4500.0	109	39485	No
80	GOM_NL__2PRFIN20090918_124741_000000472082_00353_39485_7517.N1	18-SEP-2009 12:47:41	Bright	46.500	140	88Gam Peg	2.8340	26000.	93	39485	No
81	GOM_NL__2PRFIN20090918_125016_000000402082_00353_39485_7518.N1	18-SEP-2009 12:50:16	Bright	40.000	93	53Bet Peg	2.5200	3100.0	80	39485	No
82	GOM_NL__2PRFIN20090918_125206_000000442082_00353_39485_7519.N1	18-SEP-2009 12:52:06	Bright	43.500	58	21Alp And	2.0730	11000.	87	39485	No
83	GOM_NL__2PRFIN20090918_130024_000000432082_00353_39485_7520.N1	18-SEP-2009 13:00:24	Bright	43.000	74	11Bet Cas	2.2680	6600.0	86	39485	No
84	GOM_NL__2PRFIN20090918_130207_000000432082_00353_39485_7521.N1	18-SEP-2009 13:02:07	Bright	43.000	76	27Gam Cas	2.3000	30000.	86	39485	No
85	GOM_NL__2PRFIN20090918_132459_000000642082_00353_39485_7522.N1	18-SEP-2009 13:24:59	Bright	64.000	24	66Alp Gem	1.5800	10200.	128	39485	No
86	GOM_NL__2PRFIN20090918_133356_000000612082_00353_39485_7523.N1	18-SEP-2009 13:33:56	Dark	60.500	8	10Alp CMi	0.40000	6500.0	121	39485	No
87	GOM_NL__2PRFIN20090918_134324_000000652082_00353_39485_7524.N1	18-SEP-2009 13:43:24	Dark	64.500	1	9Alp CMA	-1.4400	11000.	129	39485	No
88	GOM_NL__2PRFIN20090918_134528_000000512082_00353_39485_7525.N1	18-SEP-2009 13:45:28	Dark	50.500	23	21Eps CMA	1.5020	26000.	101	39485	No
89	GOM_NL__2PRFIN20090918_135141_000000542082_00354_39486_7549.N1	18-SEP-2009 13:51:41	Dark	53.500	108	Alp Col	2.6520	15200.	107	39486	No
90	GOM_NL__2PRFIN20090918_140333_000000542082_00354_39486_7550.N1	18-SEP-2009 14:03:33	Dark	53.500	157	The1Eri	2.9060	9300.0	107	39486	No
91	GOM_NL__2PRFIN20090918_141621_000000552082_00354_39486_7551.N1	18-SEP-2009 14:16:21	Tw_i_and_stray	54.500	52	16Bet Cet	2.0370	4500.0	109	39486	No
92	GOM_NL__2PRFIN20090918_142817_000000462082_00354_39486_7552.N1	18-SEP-2009 14:28:17	Bright	46.000	140	88Gam Peg	2.8340	26000.	92	39486	No
93	GOM_NL__2PRFIN20090918_143052_000000432082_00354_39486_7553.N1	18-SEP-2009 14:30:52	Bright	42.500	93	53Bet Peg	2.5200	3100.0	85	39486	No
94	GOM_NL__2PRFIN20090918_143241_000000472082_00354_39486_7554.N1	18-SEP-2009 14:32:41	Bright	46.500	58	21Alp And	2.0730	11000.	93	39486	No
95	GOM_NL__2PRFIN20090918_144100_000000412082_00354_39486_7555.N1	18-SEP-2009 14:41:00	Bright	40.500	74	11Bet Cas	2.2680	6600.0	81	39486	No
96	GOM_NL__2PRFIN20090918_144243_000000432082_00354_39486_7556.N1	18-SEP-2009 14:42:43	Bright	42.500	76	27Gam Cas	2.3000	30000.	85	39486	No
97	GOM_NL__2PRFIN20090918_150535_000000452082_00354_39486_7557.N1	18-SEP-2009 15:05:35	Bright	45.000	24	66Alp Gem	1.5800	10200.	90	39486	No
98	GOM_NL__2PRFIN20090918_151433_000000562082_00354_39486_7558.N1	18-SEP-2009 15:14:33	Dark	55.500	8	10Alp CMi	0.40000	6500.0	111	39486	No
99	GOM_NL__2PRFIN20090918_152401_000000752082_00354_39486_7559.N1	18-SEP-2009 15:24:01	Dark	75.000	1	9Alp CMA	-1.4400	11000.	150	39486	No
100	GOM_NL__2PRFIN20090918_152605_000000512082_00354_39486_7560.N1	18-SEP-2009 15:26:05	Dark	50.500	23	21Eps CMA	1.5020	26000.	101	39486	No
101	GOM_NL__2PRFIN20090918_153219_000000522082_00355_39487_7564.N1	18-SEP-2009 15:32:19	Dark	52.000	108	Alp Col	2.6520	15200.	104	39487	No

102	GOM_NL__2PRFIN20090918_154410_000000522082_00355_39487_7565.N1	18-SEP-2009 15:44:10	Dark	51.500	157	The1Eri	2.9060	9300.0	103	39487	No
103	GOM_NL__2PRFIN20090918_155658_000000552082_00355_39487_7566.N1	18-SEP-2009 15:56:58	Tw_i_and_stray	55.000	52	16Bet Cet	2.0370	4500.0	110	39487	No
104	GOM_NL__2PRFIN20090918_160852_000000482082_00355_39487_7567.N1	18-SEP-2009 16:08:52	Bright	48.000	140	88Gam Peg	2.8340	26000.	96	39487	No
105	GOM_NL__2PRFIN20090918_161127_000000372082_00355_39487_7568.N1	18-SEP-2009 16:11:27	Bright	37.000	93	53Bet Peg	2.5200	3100.0	74	39487	No
106	GOM_NL__2PRFIN20090918_161316_000000462082_00355_39487_7569.N1	18-SEP-2009 16:13:16	Bright	46.000	58	21Alp And	2.0730	11000.	92	39487	No
107	GOM_NL__2PRFIN20090918_162135_000000382082_00355_39487_7570.N1	18-SEP-2009 16:21:35	Bright	38.000	74	11Bet Cas	2.2680	6600.0	76	39487	No
108	GOM_NL__2PRFIN20090918_162318_000000442082_00355_39487_7571.N1	18-SEP-2009 16:23:18	Bright	43.500	76	27Gam Cas	2.3000	30000.	87	39487	No
109	GOM_NL__2PRFIN20090918_164611_000000472082_00355_39487_7572.N1	18-SEP-2009 16:46:11	Bright	47.000	24	66Alp Gem	1.5800	10200.	94	39487	No
110	GOM_NL__2PRFIN20090918_165510_000000642082_00355_39487_7573.N1	18-SEP-2009 16:55:10	Dark	64.000	8	10Alp CMi	0.40000	6500.0	128	39487	No
111	GOM_NL__2PRFIN20090918_170439_000000612082_00355_39487_7574.N1	18-SEP-2009 17:04:39	Dark	61.000	1	9Alp CMa	-1.4400	11000.	122	39487	No
112	GOM_NL__2PRFIN20090918_170642_000000482082_00355_39487_7575.N1	18-SEP-2009 17:06:42	Dark	47.500	23	21Eps CMa	1.5020	26000.	95	39487	No
113	GOM_NL__2PRFIN20090918_171256_000000552082_00356_39488_7586.N1	18-SEP-2009 17:12:56	Dark	54.500	108	Alp Col	2.6520	15200.	109	39488	No
114	GOM_NL__2PRFIN20090918_172447_000000532082_00356_39488_7587.N1	18-SEP-2009 17:24:47	Dark	53.000	157	The1Eri	2.9060	9300.0	106	39488	No
115	GOM_NL__2PRFIN20090918_173734_000000562082_00356_39488_7588.N1	18-SEP-2009 17:37:34	Tw_i_and_stray	55.500	52	16Bet Cet	2.0370	4500.0	111	39488	No
116	GOM_NL__2PRFIN20090918_174928_000000462082_00356_39488_7589.N1	18-SEP-2009 17:49:28	Bright	45.500	140	88Gam Peg	2.8340	26000.	91	39488	No
117	GOM_NL__2PRFIN20090918_175205_000000392082_00356_39488_7590.N1	18-SEP-2009 17:52:05	Bright	39.000	93	53Bet Peg	2.5200	3100.0	78	39488	No
118	GOM_NL__2PRFIN20090918_175352_000000442082_00356_39488_7591.N1	18-SEP-2009 17:53:52	Bright	44.000	58	21Alp And	2.0730	11000.	88	39488	No
119	GOM_NL__2PRFIN20090918_180211_000000412082_00356_39488_7592.N1	18-SEP-2009 18:02:11	Bright	40.500	74	11Bet Cas	2.2680	6600.0	81	39488	No
120	GOM_NL__2PRFIN20090918_180354_000000432082_00356_39488_7593.N1	18-SEP-2009 18:03:54	Bright	42.500	76	27Gam Cas	2.3000	30000.	85	39488	No
121	GOM_NL__2PRFIN20090918_182648_000000462082_00356_39488_7594.N1	18-SEP-2009 18:26:48	Bright	46.000	24	66Alp Gem	1.5800	10200.	92	39488	No
122	GOM_NL__2PRFIN20090918_183546_000000582082_00356_39488_7595.N1	18-SEP-2009 18:35:46	Dark	57.500	8	10Alp CMi	0.40000	6500.0	115	39488	No
123	GOM_NL__2PRFIN20090918_184516_000000612082_00356_39488_7596.N1	18-SEP-2009 18:45:16	Dark	60.500	1	9Alp CMa	-1.4400	11000.	121	39488	No
124	GOM_NL__2PRFIN20090918_184719_000000522082_00356_39488_7597.N1	18-SEP-2009 18:47:19	Dark	51.500	23	21Eps CMa	1.5020	26000.	103	39488	No
125	GOM_NL__2PRFIN20090918_185333_000000522082_00357_39489_7604.N1	18-SEP-2009 18:53:33	Dark	52.000	108	Alp Col	2.6520	15200.	104	39489	No
126	GOM_NL__2PRFIN20090918_190524_000000522082_00357_39489_7605.N1	18-SEP-2009 19:05:24	Dark	51.500	157	The1Eri	2.9060	9300.0	103	39489	No
127	GOM_NL__2PRFIN20090918_191810_000000552082_00357_39489_7606.N1	18-SEP-2009 19:18:10	Tw_i_and_stray	55.000	52	16Bet Cet	2.0370	4500.0	110	39489	No
128	GOM_NL__2PRFIN20090918_193003_000000462082_00357_39489_7607.N1	18-SEP-2009 19:30:03	Bright	46.000	140	88Gam Peg	2.8340	26000.	92	39489	No
129	GOM_NL__2PRFIN20090918_193246_000000342082_00357_39489_7608.N1	18-SEP-2009 19:32:46	Bright	34.000	93	53Bet Peg	2.5200	3100.0	68	39489	No
130	GOM_NL__2PRFIN20090918_193427_000000452082_00357_39489_7609.N1	18-SEP-2009 19:34:27	Bright	44.500	58	21Alp And	2.0730	11000.	89	39489	No
131	GOM_NL__2PRFIN20090918_194246_000000412082_00357_39489_7610.N1	18-SEP-2009 19:42:46	Bright	41.000	74	11Bet Cas	2.2680	6600.0	82	39489	No
132	GOM_NL__2PRFIN20090918_194429_000000432082_00357_39489_7611.N1	18-SEP-2009 19:44:29	Bright	43.000	76	27Gam Cas	2.3000	30000.	86	39489	No
133	GOM_NL__2PRFIN20090918_200724_000000482082_00357_39489_7612.N1	18-SEP-2009 20:07:24	Bright	48.000	24	66Alp Gem	1.5800	10200.	96	39489	No
134	GOM_NL__2PRFIN20090918_201623_000000592082_00357_39489_7613.N1	18-SEP-2009 20:16:23	Dark	59.000	8	10Alp CMi	0.40000	6500.0	118	39489	No
135	GOM_NL__2PRFIN20090918_202553_000000622082_00357_39489_7614.N1	18-SEP-2009 20:25:53	Dark	62.000	1	9Alp CMa	-1.4400	11000.	124	39489	No
136	GOM_NL__2PRFIN20090918_202755_000000512082_00357_39489_7615.N1	18-SEP-2009 20:27:55	Dark	50.500	23	21Eps CMa	1.5020	26000.	101	39489	No
137	GOM_NL__2PRFIN20090918_203411_000000532082_00358_39490_7626.N1	18-SEP-2009 20:34:11	Dark	53.000	108	Alp Col	2.6520	15200.	106	39490	No
138	GOM_NL__2PRFIN20090918_204601_000000522082_00358_39490_7627.N1	18-SEP-2009 20:46:01	Dark	52.000	157	The1Eri	2.9060	9300.0	104	39490	No
139	GOM_NL__2PRFIN20090918_205846_000000562082_00358_39490_7628.N1	18-SEP-2009 20:58:46	Tw_i_and_stray	56.000	52	16Bet Cet	2.0370	4500.0	112	39490	No
140	GOM_NL__2PRFIN20090918_211038_000000472082_00358_39490_7629.N1	18-SEP-2009 21:10:38	Bright	46.500	140	88Gam Peg	2.8340	26000.	93	39490	No
141	GOM_NL__2PRFIN20090918_211502_000000472082_00358_39490_7630.N1	18-SEP-2009 21:15:02	Bright	46.500	58	21Alp And	2.0730	11000.	93	39490	No
142	GOM_NL__2PRFIN20090918_212322_000000592082_00358_39490_7631.N1	18-SEP-2009 21:23:22	Bright	59.000	74	11Bet Cas	2.2680	6600.0	118	39490	No
143	GOM_NL__2PRFIN20090918_212504_000000432082_00358_39490_7632.N1	18-SEP-2009 21:25:04	Bright	42.500	76	27Gam Cas	2.3000	30000.	85	39490	No
144	GOM_NL__2PRFIN20090918_214800_000000472082_00358_39490_7633.N1	18-SEP-2009 21:48:00	Bright	46.500	24	66Alp Gem	1.5800	10200.	93	39490	No
145	GOM_NL__2PRFIN20090918_215659_000000602082_00358_39490_7634.N1	18-SEP-2009 21:56:59	Dark	60.000	8	10Alp CMi	0.40000	6500.0	120	39490	No
146	GOM_NL__2PRFIN20090918_220630_000000622082_00358_39490_7635.N1	18-SEP-2009 22:06:30	Dark	61.500	1	9Alp CMa	-1.4400	11000.	123	39490	No
147	GOM_NL__2PRFIN20090918_220832_000000482082_00358_39490_7636.N1	18-SEP-2009 22:08:32	Dark	47.500	23	21Eps CMa	1.5020	26000.	95	39490	No
148	GOM_NL__2PRFIN20090918_221448_000000532082_00359_39491_7642.N1	18-SEP-2009 22:14:48	Dark	52.500	108	Alp Col	2.6520	15200.	105	39491	No
149	GOM_NL__2PRFIN20090918_222638_000000542082_00359_39491_7643.N1	18-SEP-2009 22:26:38	Dark	53.500	157	The1Eri	2.9060	9300.0	107	39491	No
150	GOM_NL__2PRFIN20090918_223922_000000552082_00359_39491_7644.N1	18-SEP-2009 22:39:22	Tw_i_and_stray	54.500	52	16Bet Cet	2.0370	4500.0	109	39491	No
151	GOM_NL__2PRFIN20090918_225114_000000472082_00359_39491_7645.N1	18-SEP-2009 22:51:14	Bright	46.500	140	88Gam Peg	2.8340	26000.	93	39491	No
152	GOM_NL__2PRFIN20090918_225537_000000442082_00359_39491_7646.N1	18-SEP-2009 22:55:37	Bright	44.000	58	21Alp And	2.0730	11000.	88	39491	No
153	GOM_NL__2PRFIN20090918_230357_000000412082_00359_39491_7647.N1	18-SEP-2009 23:03:57	Bright	40.500	74	11Bet Cas	2.2680	6600.0	81	39491	No
154	GOM_NL__2PRFIN20090918_230540_000000432082_00359_39491_7648.N1	18-SEP-2009 23:05:40	Bright	42.500	76	27Gam Cas	2.3000	30000.	85	39491	No
155	GOM_NL__2PRFIN20090918_232836_000000472082_00359_39491_7649.N1	18-SEP-2009 23:28:36	Bright	47.000	24	66Alp Gem	1.5800	10200.	94	39491	No
156	GOM_NL__2PRFIN20090918_233735_000000582082_00359_39491_7650.N1	18-SEP-2009 23:37:35	Dark	58.000	8	10Alp CMi	0.40000	6500.0	116	39491	No
157	GOM_NL__2PRFIN20090918_234707_000000612082_00359_39491_7651.N1	18-SEP-2009 23:47:07	Dark	61.000	1	9Alp CMa	-1.4400	11000.	122	39491	No
158	GOM_NL__2PRFIN20090918_234909_000000502082_00359_39491_7652.N1	18-SEP-2009 23:49:09	Dark	50.000	23	21Eps CMa	1.5020	26000.	100	39491	No

3. Quality information per product

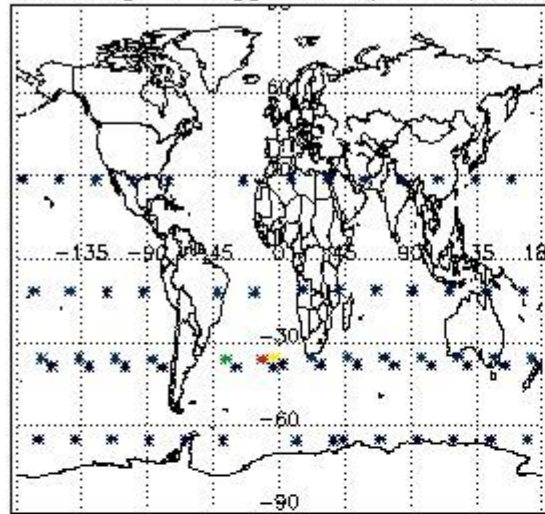
In this section it is plotted some information contained in the Quality Summary data set of the level 2 products. Only products in dark limb conditions and without errors (error flag in the MPH set to "0") are used.

3.1 Plot quality information per product (time dependant)

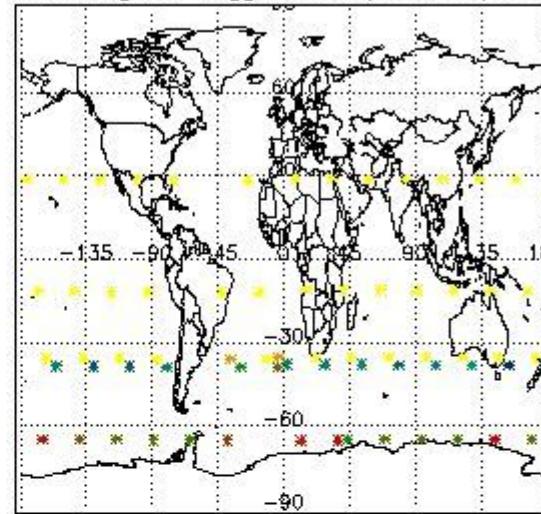


3.2 Plot quality information per product (world map)

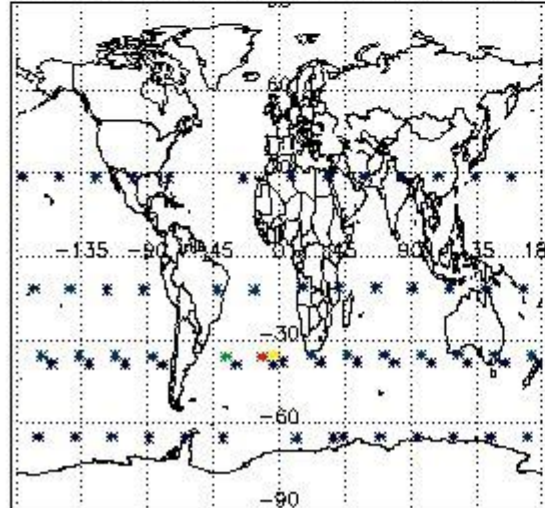
Percentage of flagged data per O3 profile



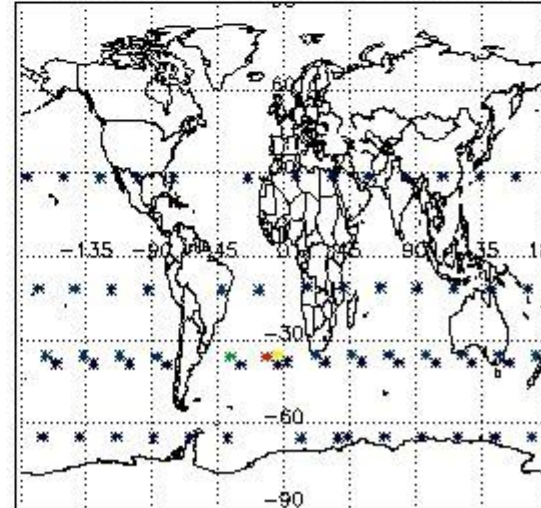
Percentage of flagged data per H2O profile



Percentage of flagged data per NO2 profile



Percentage of flagged data per NO3 profile

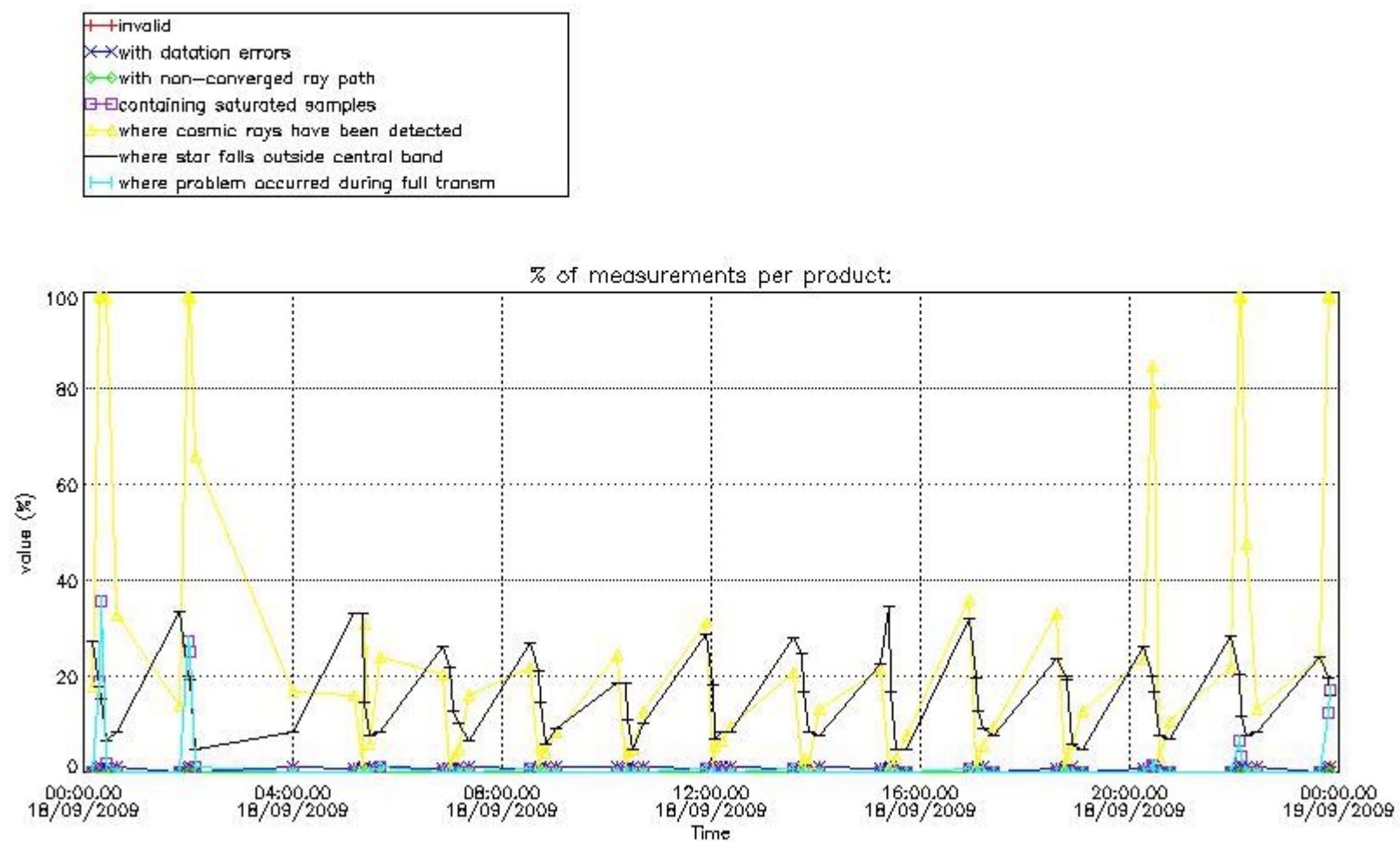


4. Level 1 quality information per product

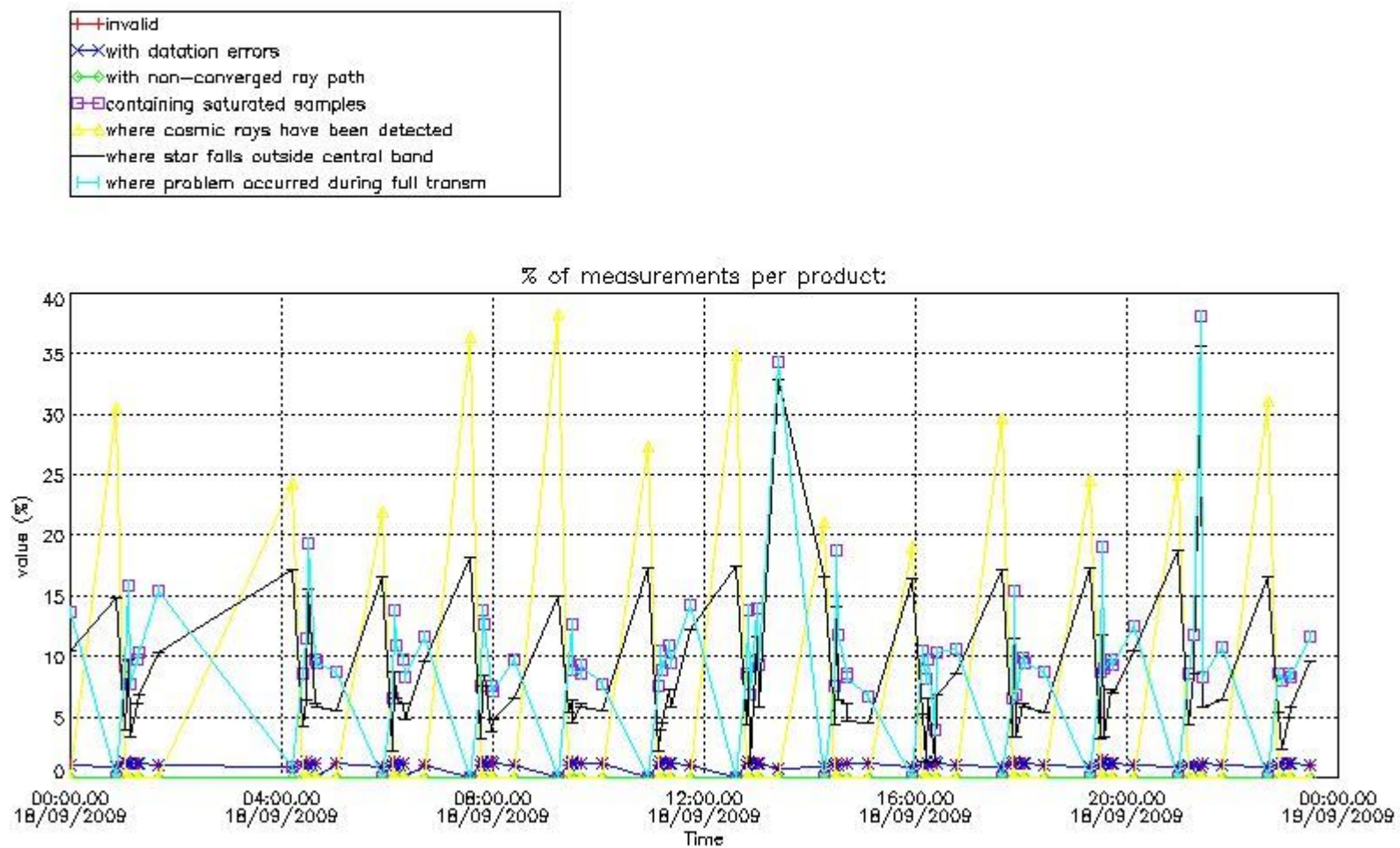
In this section it is plotted some information contained in the Quality Summary data set of the level 2 products that comes from the level 1b processing. Products without errors (error flag in the MPH set to "0") are used.

4.1 Plot quality information per product (time dependant) coming from level 1b processing

4.1.1 Plot level 1 quality information per product (time dependant): ENVISAT ASCENDING passes

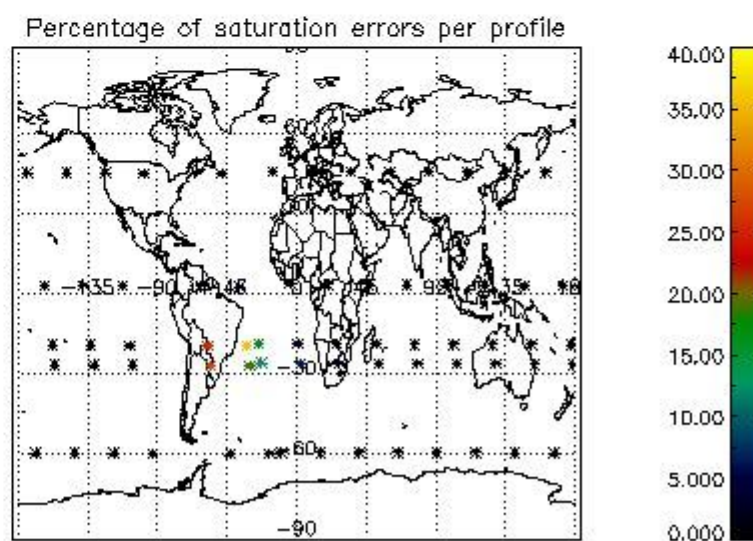
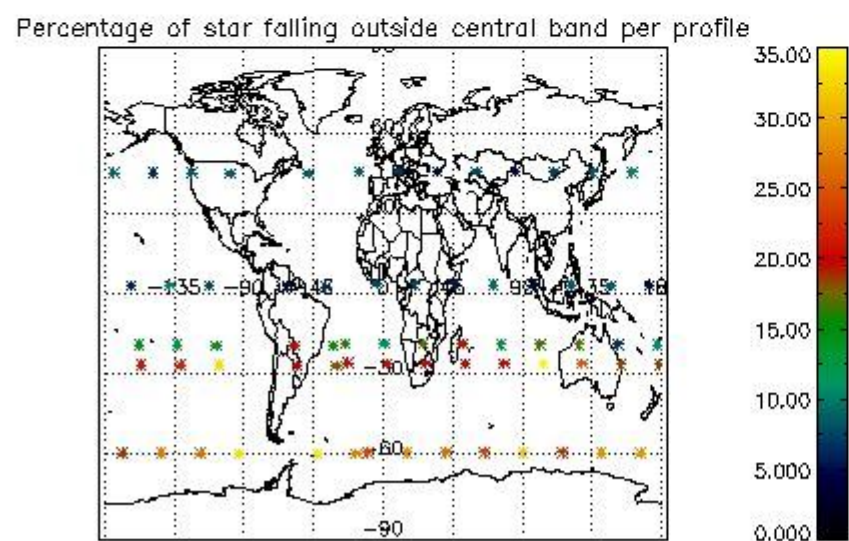
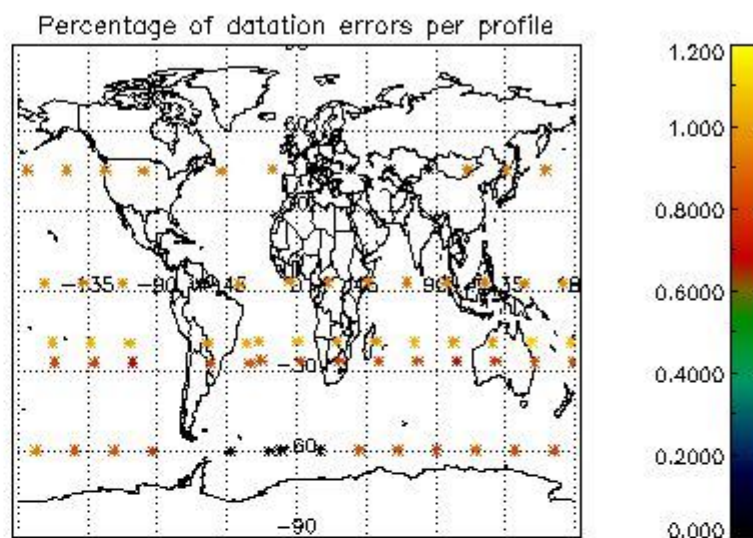
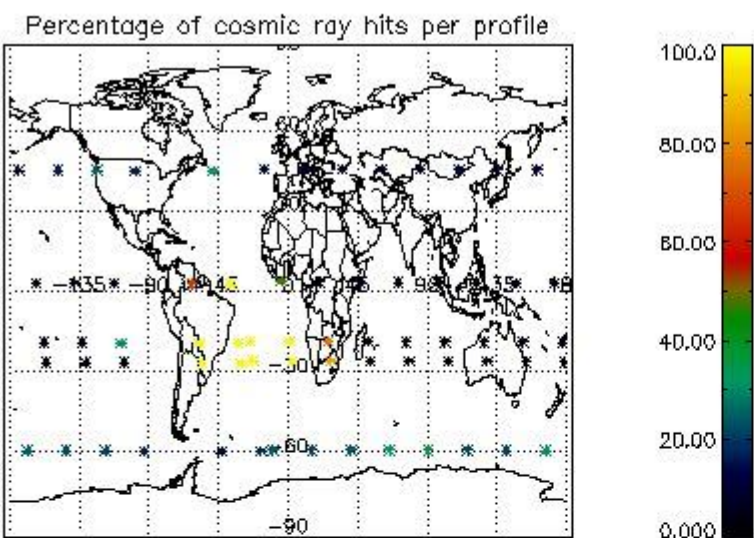


4.1.2 Plot level 1 quality information per product (time dependant): ENVI SAT DESCENDING passes

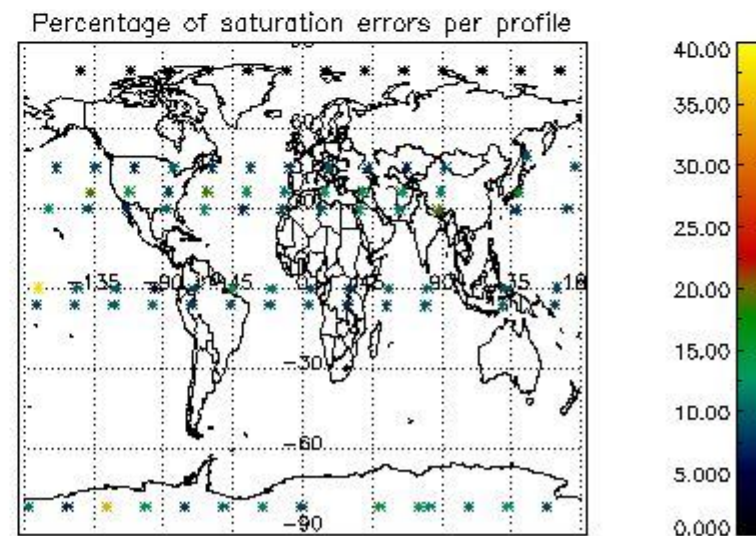
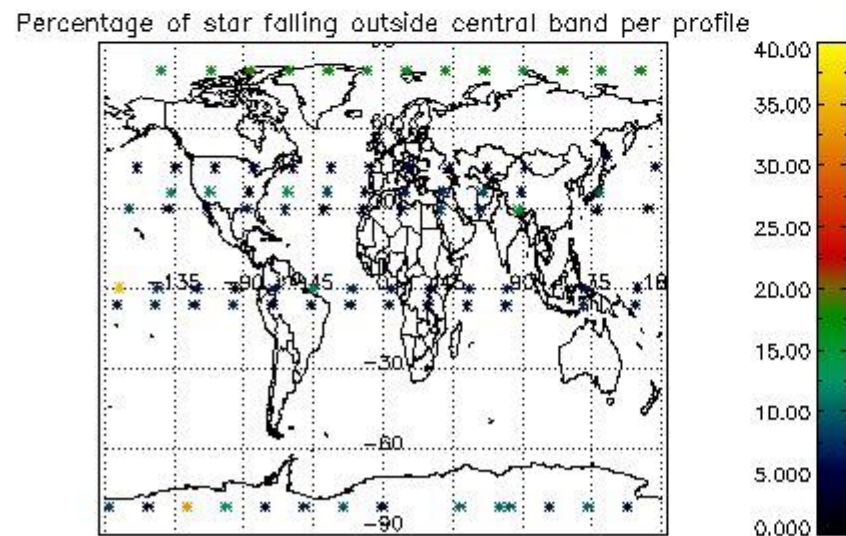
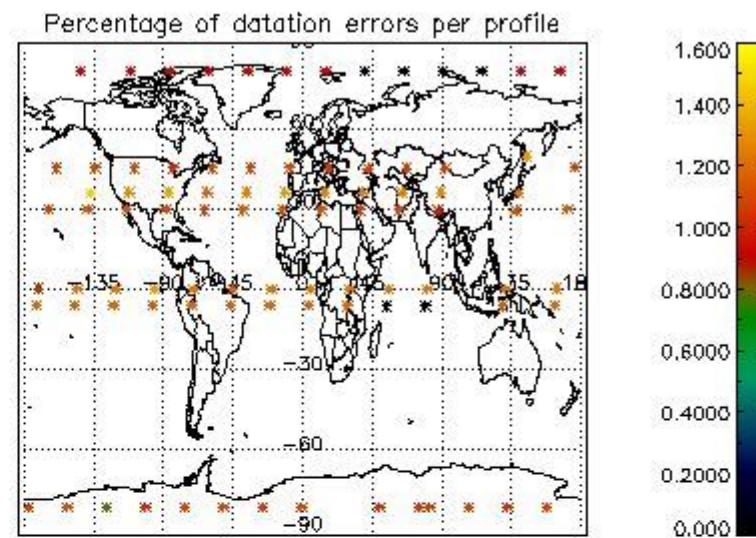
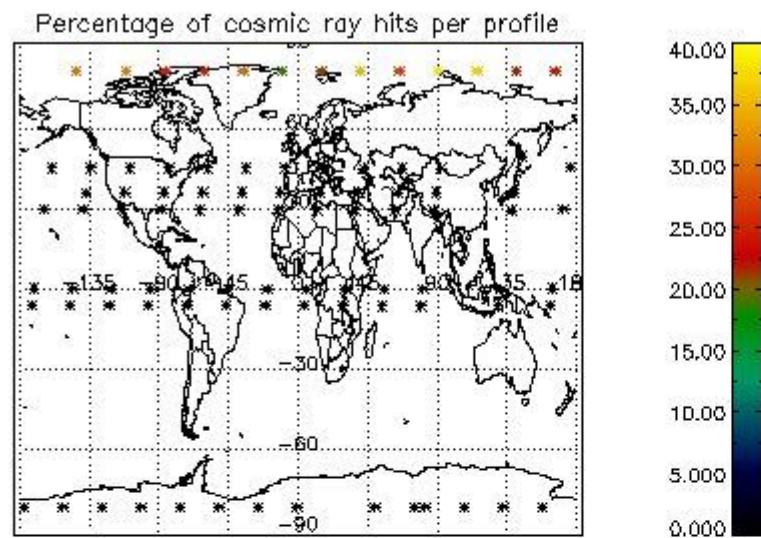


4.2 Plot quality information per product coming from level 1b processing (world map)

4.2.1 Plot level 1 quality information per product (world map): ENVISAT ASCENDING passes



4.2.2 Plot level 1 quality information per product (world map): ENVISAT DESCENDING passes



5. Trace gas profiles

5.1 Ozone statistics based on quality of products

The final quality of the products can be "measured" using the STD (Standard Deviation) attached to every point profile. This information is written to the parameter GOM_NL__2P/NL_LOCAL_SPECIES_DENSITY/o3_std of the level 2 products. The table below shows the statistics for given STD ranges.

The statistics are given with respect to the overall valid production:

- Products without fatal errors: GOM_NL__2P/MPH/PRODUCT_ERR=0
- Valid point profile: GOM_NL__2P/NL_LOCAL_SPECIES_DENSITY/pcd(0)=0

The 'Criteria' is applied to valid points of dark limb products:

- Products in dark limb illumination condition: GOM_NL__2P/NL_SUMMARY_QUALITY/obs_ill_cond=0
- Products without fatal errors: GOM_NL__2P/MPH/PRODUCT_ERR=0
- Valid point profile: GOM_NL__2P/NL_LOCAL_SPECIES_DENSITY/pcd(0)=0

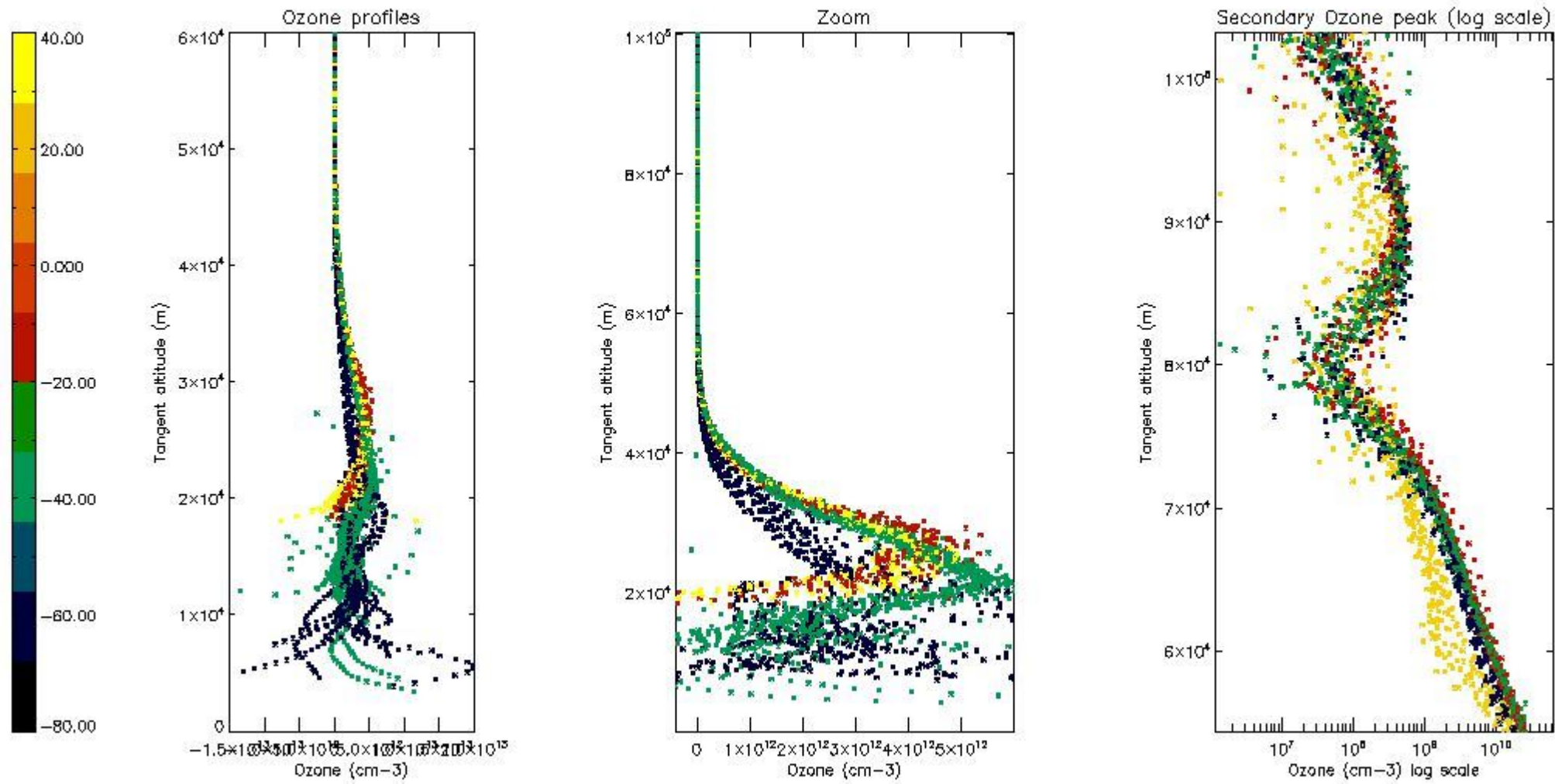
So, the table below shows the percentage of dark limb and valid observations for each criteria with respect to the overall valid daily observations.

Criteria	% of total production
All STD	49
STD < 20	31

STD < 10	26
STD < 5	20

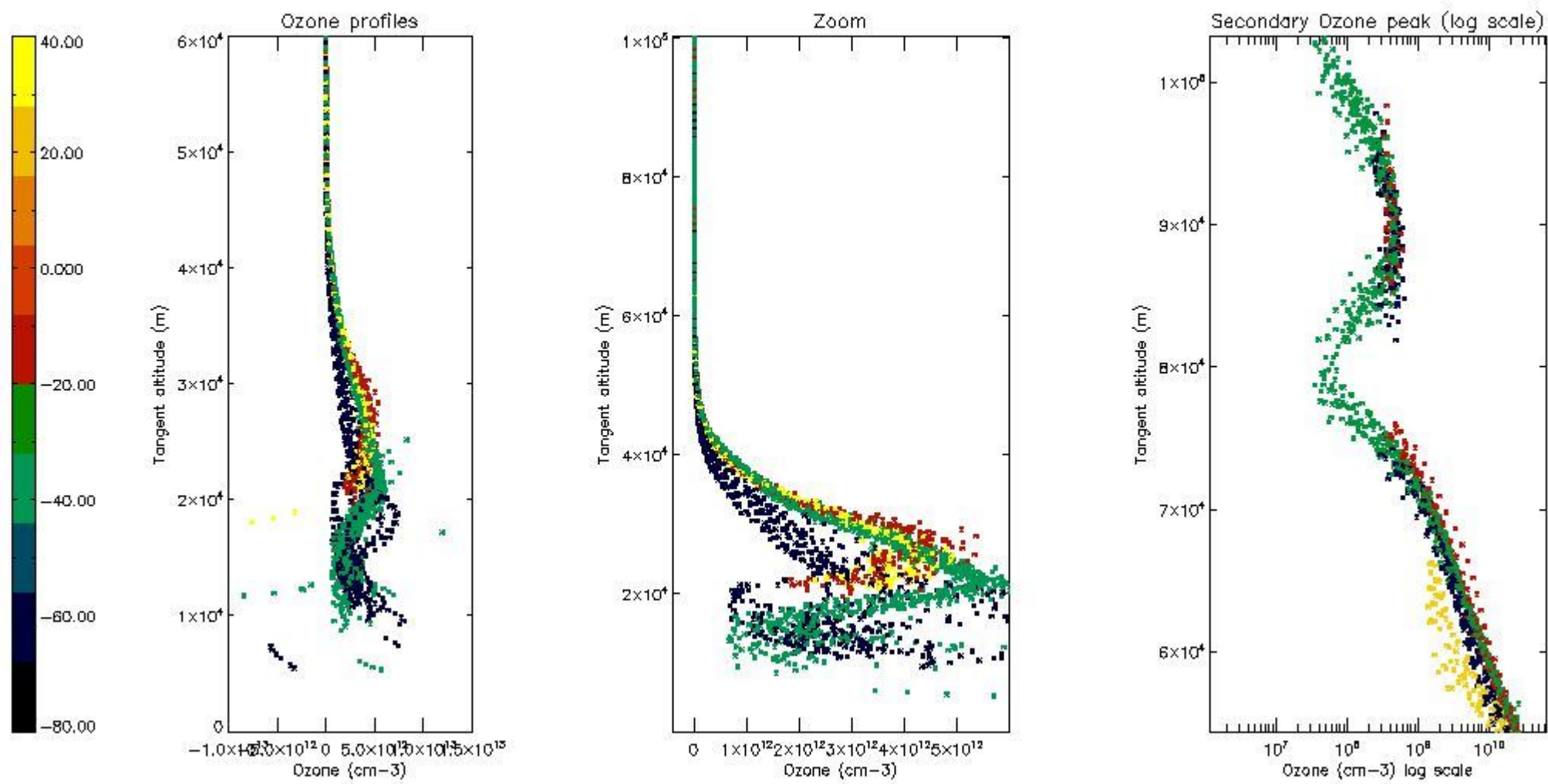
5.2 Plot ozone profiles for all STD (dark without errors)

The colorbar represents the latitude.



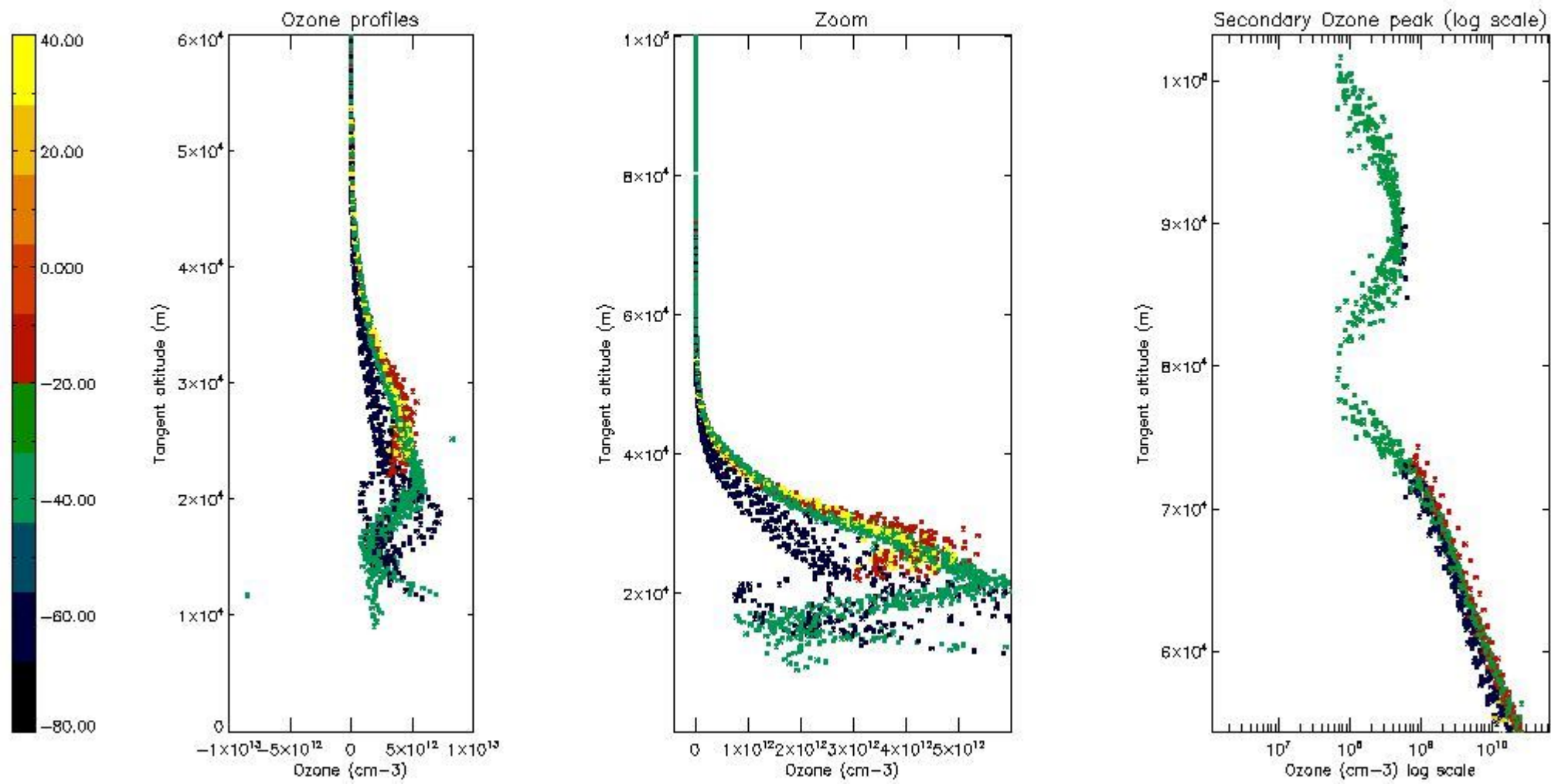
5.3 Plot ozone profiles where STD < 20% (dark without errors)

The colorbar represents the latitude.



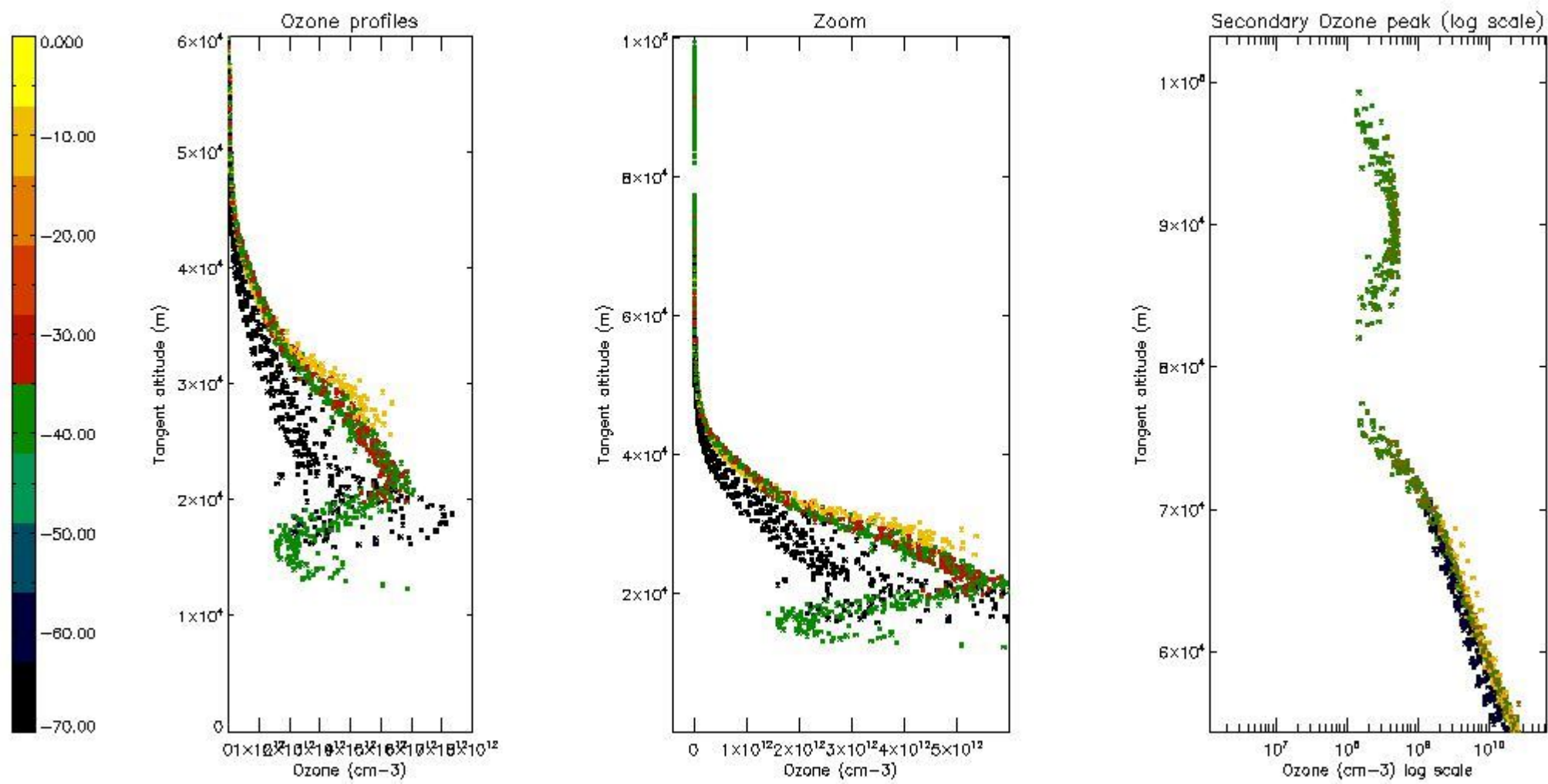
5.4 Plot ozone profiles where STD < 10% (dark without errors)

The colorbar represents the latitude.



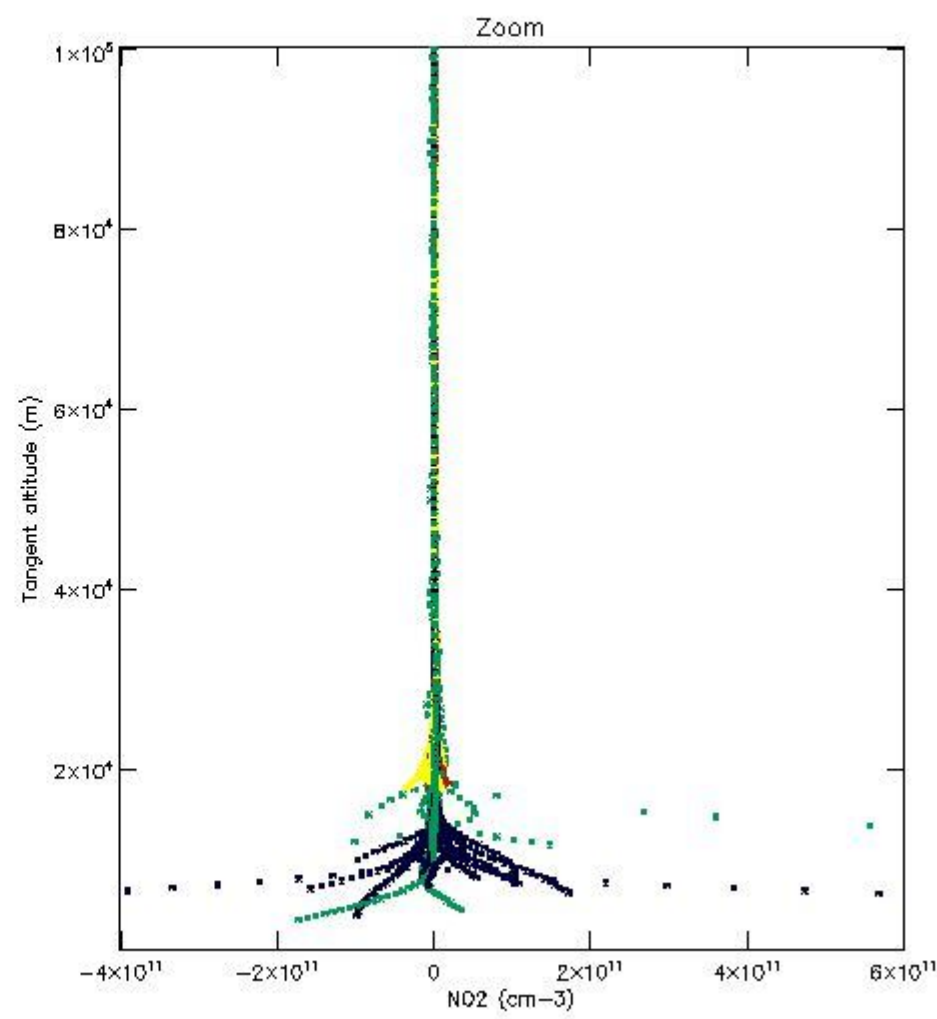
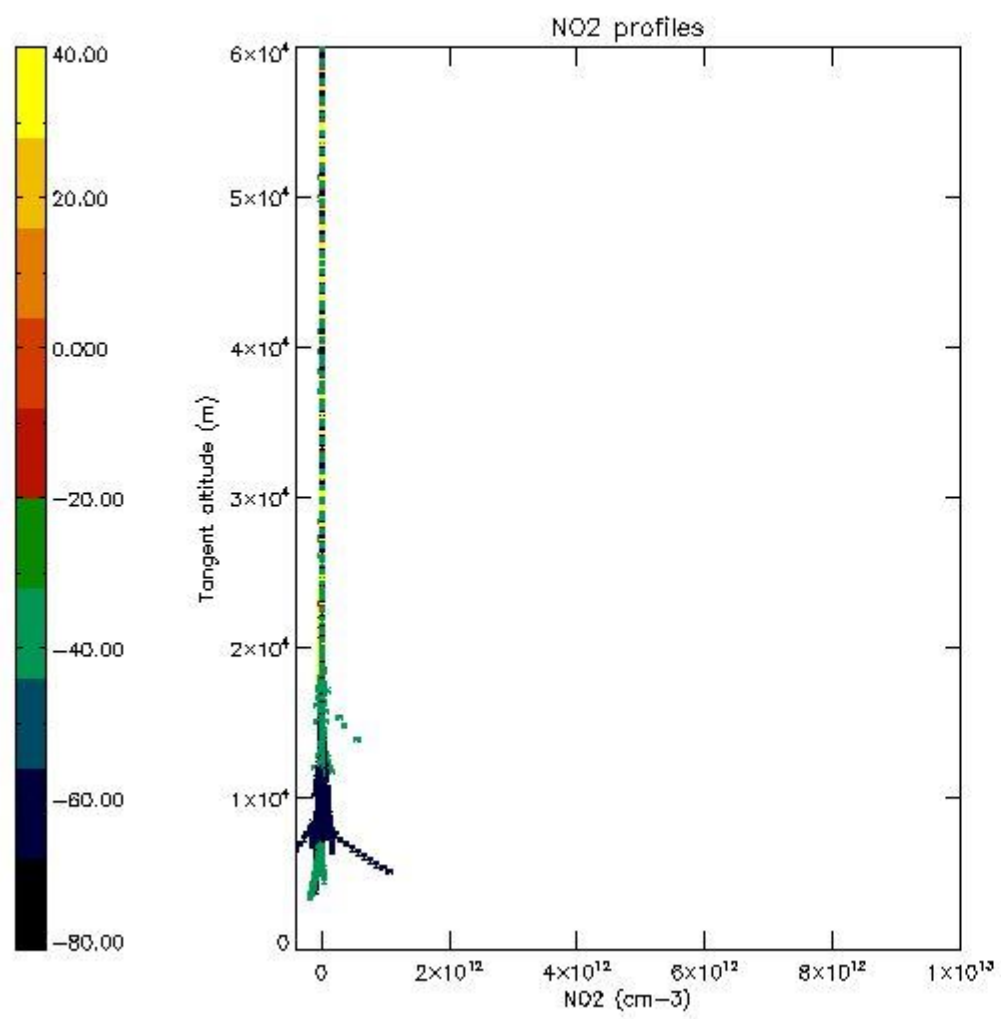
5.5 Plot ozone profiles where STD < 5% (dark without errors)

The colorbar represents the latitude.



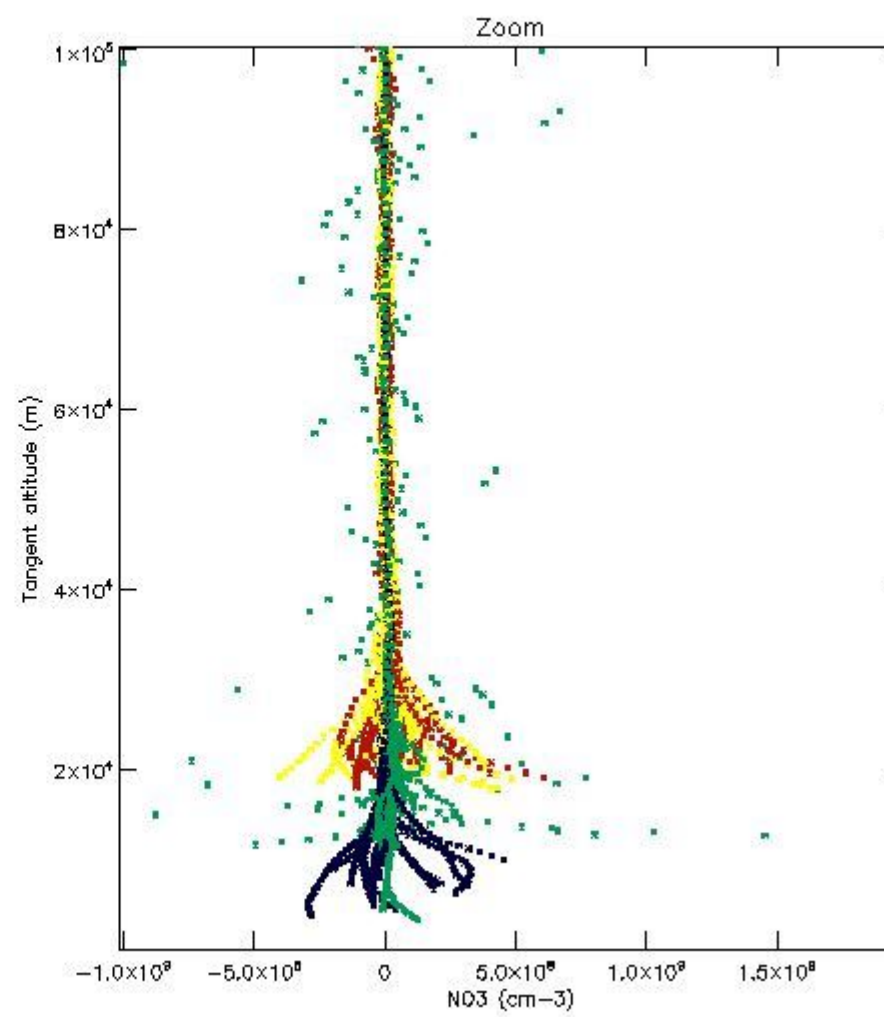
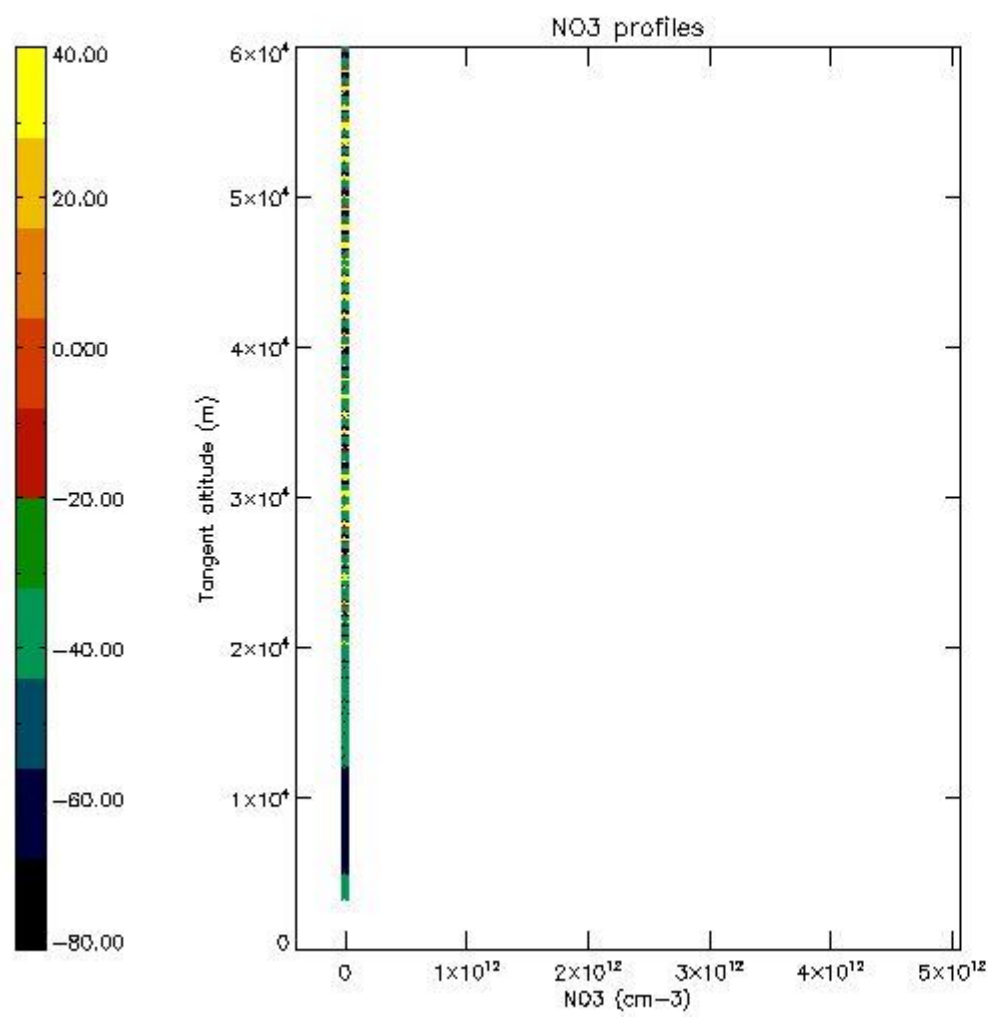
5.6 Plot NO₂ profiles for all STD (dark without errors)

The colorbar represents the latitude.



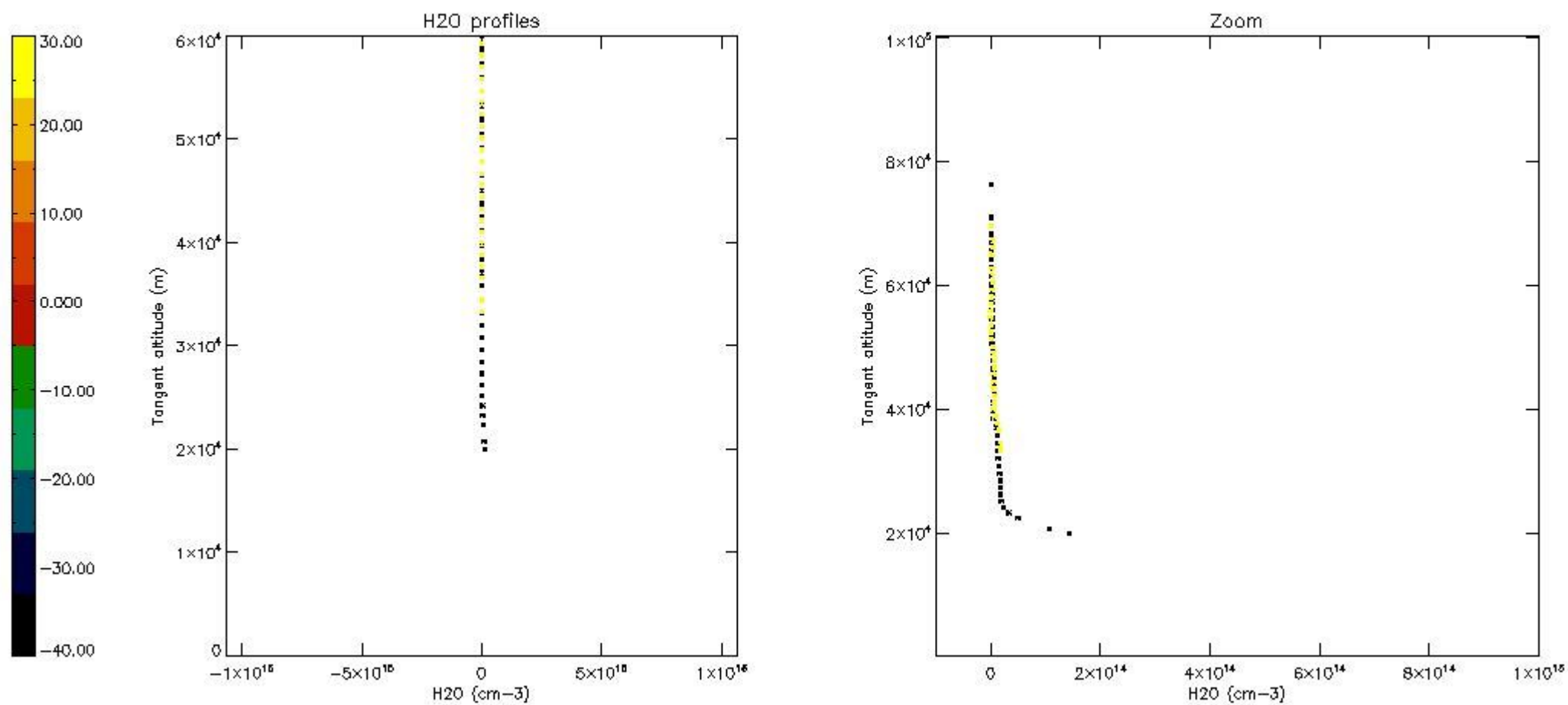
5.7 Plot NO3 profiles for all STD (dark without errors)

The colorbar represents the latitude.



5.8 Plot H2O profiles for all STD (only for occultations of stars 1,2,3,4,13,14,16,26,63 dark without errors)

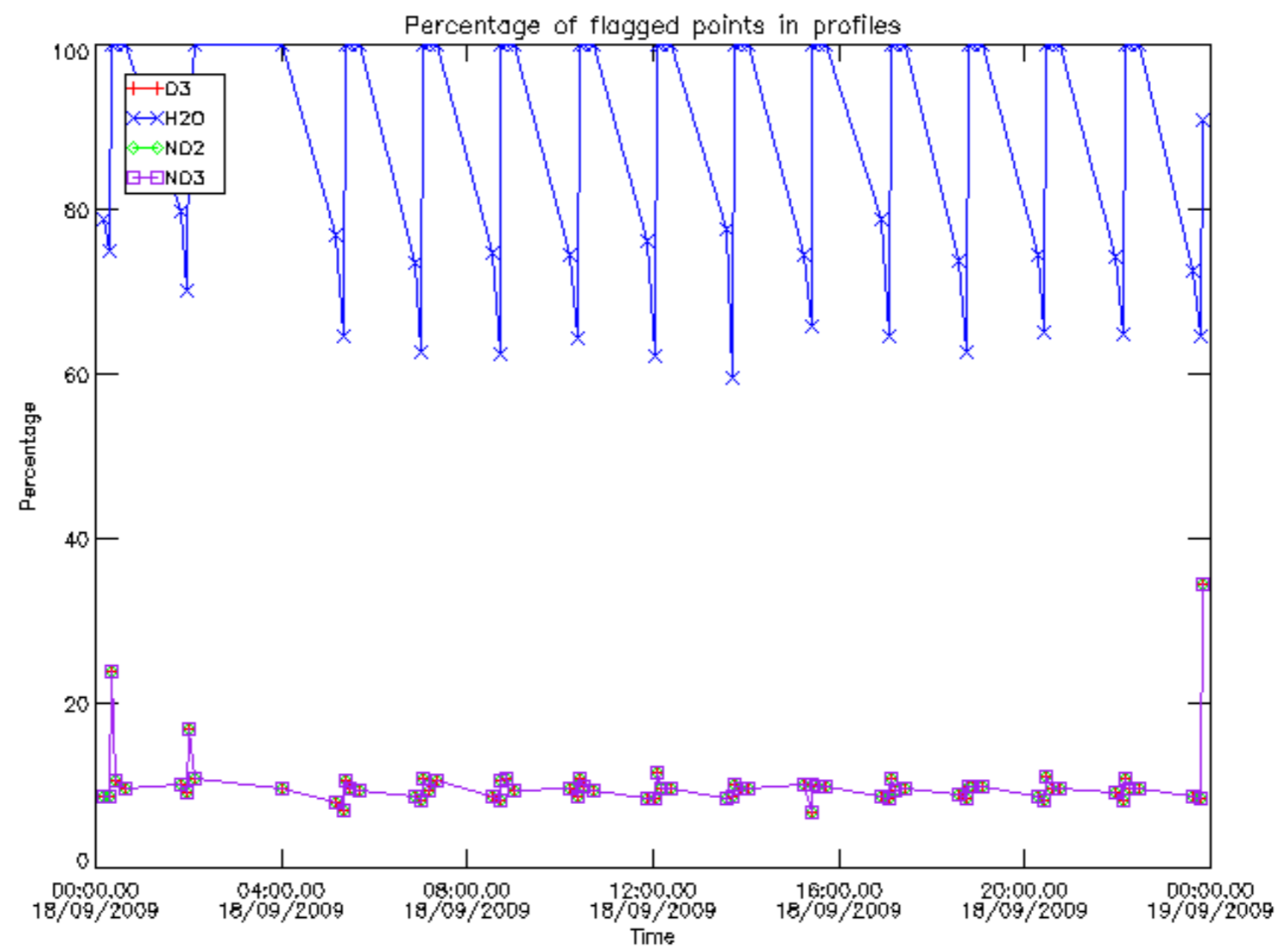
The colorbar represents the latitude.



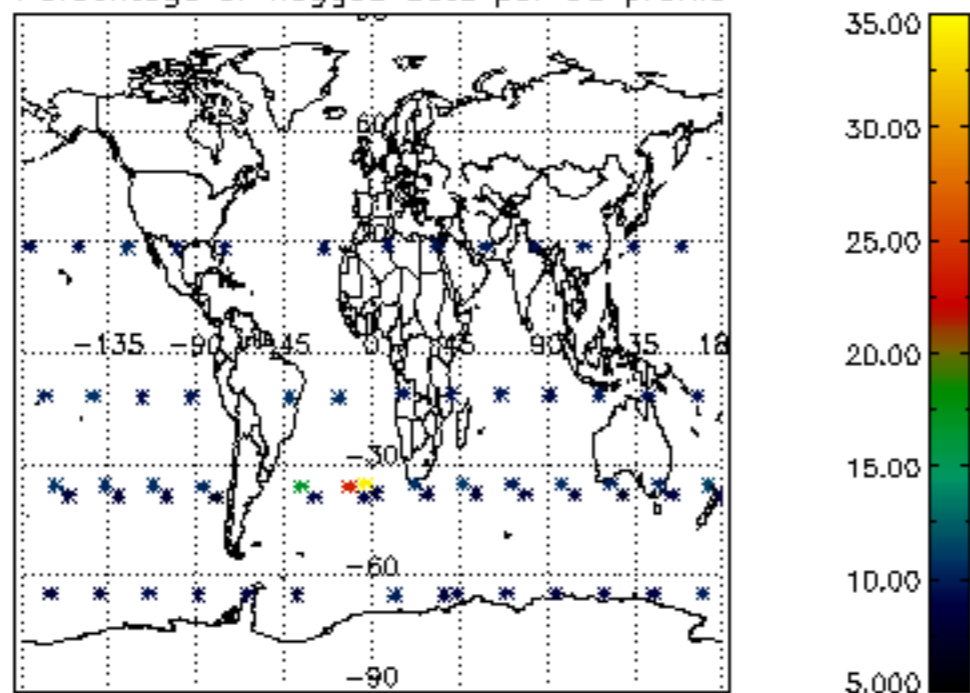
6. Auxiliary Data Files used for the production reported in section 2

The number reported in the third column indicates since which file (see list in section 2) the corresponding auxiliary file has been used. The fourth column is the date of those product files.

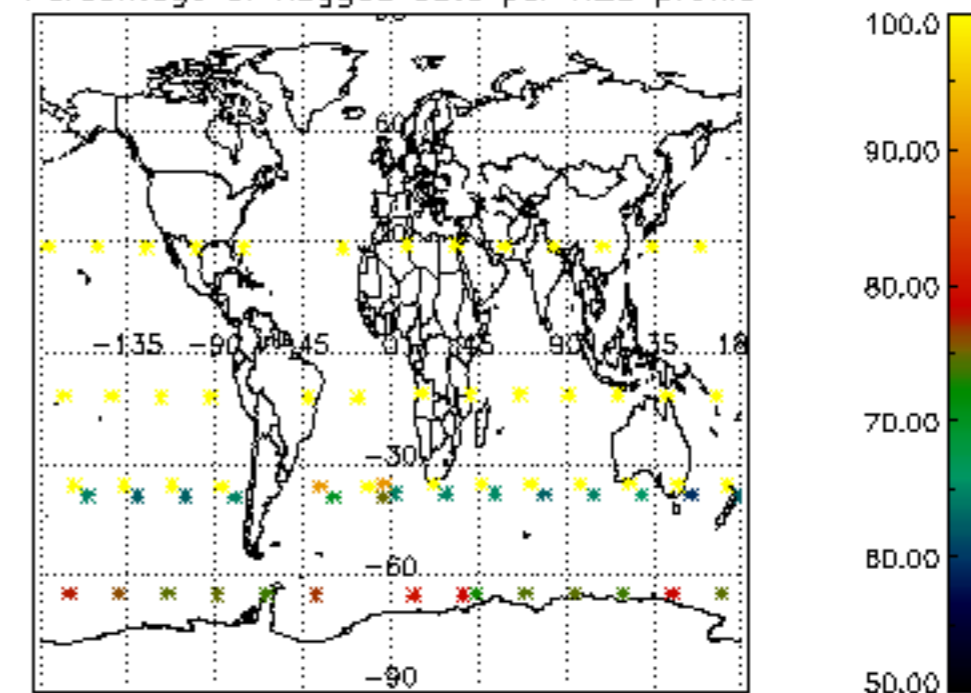
Type	Auxiliary Filename	Used since product	Used since product date
INST_PHYS_CHARACTERISTICS	GOM_INS_AXVIEC20091111_143220_20030716_120000_20500101_000000	1	18-SEP-2009 00:00:11
LEVEL-2_PROC_CONFIG	GOM_PR2_AXVIEC20091111_152718_20020301_000000_20500101_000000	1	18-SEP-2009 00:00:11
CROSS_SECTIONS_FILE	GOM_CRS_AXVIEC20091111_154832_20020301_000000_20500101_000000	1	18-SEP-2009 00:00:11



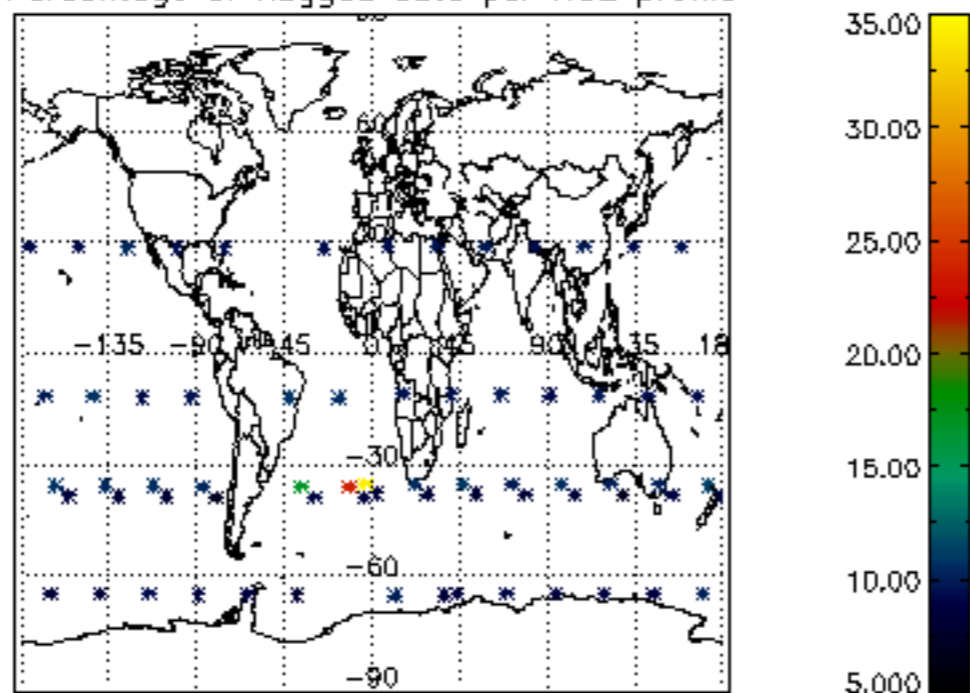
Percentage of flagged data per D3 profile



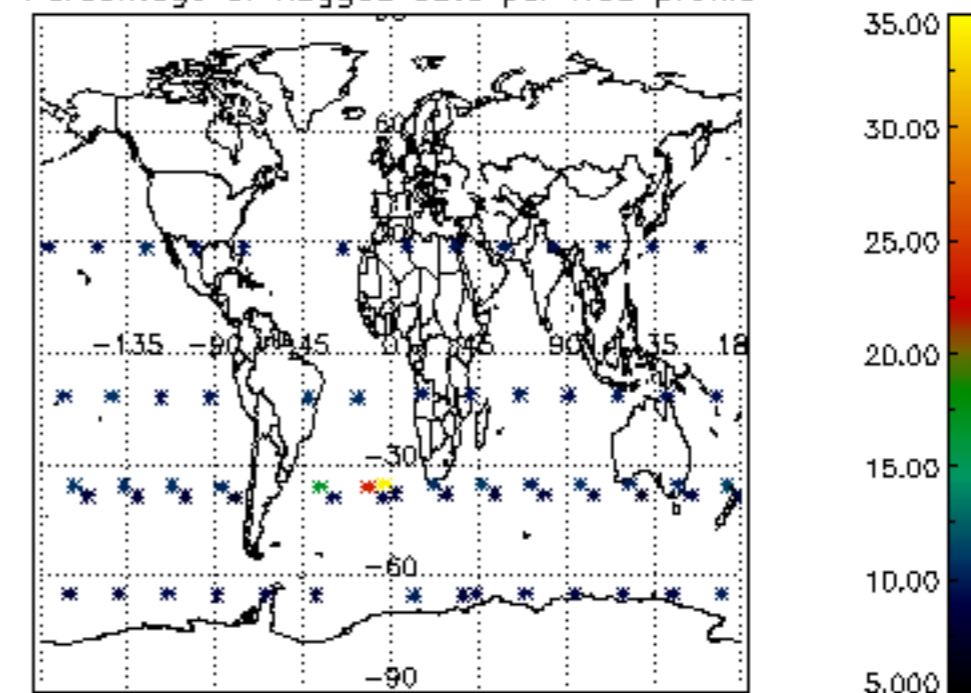
Percentage of flagged data per H2O profile

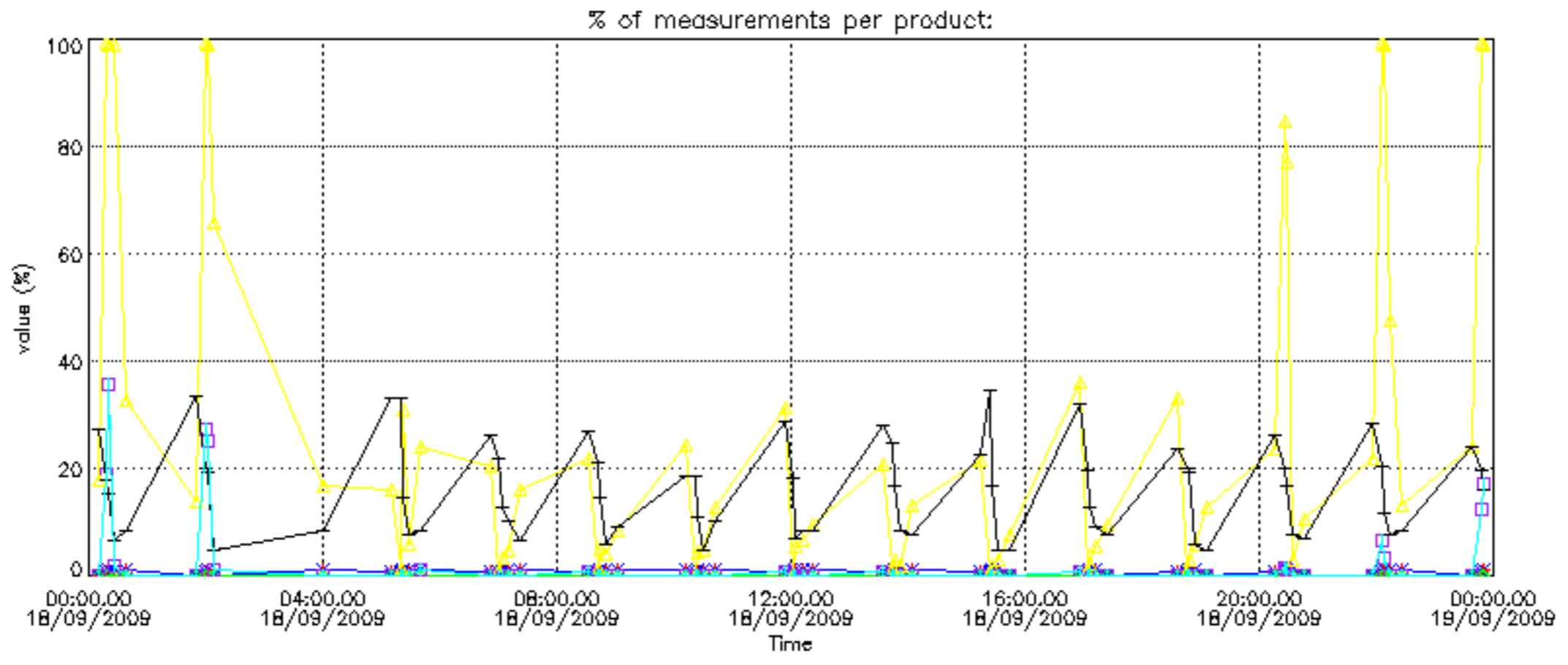


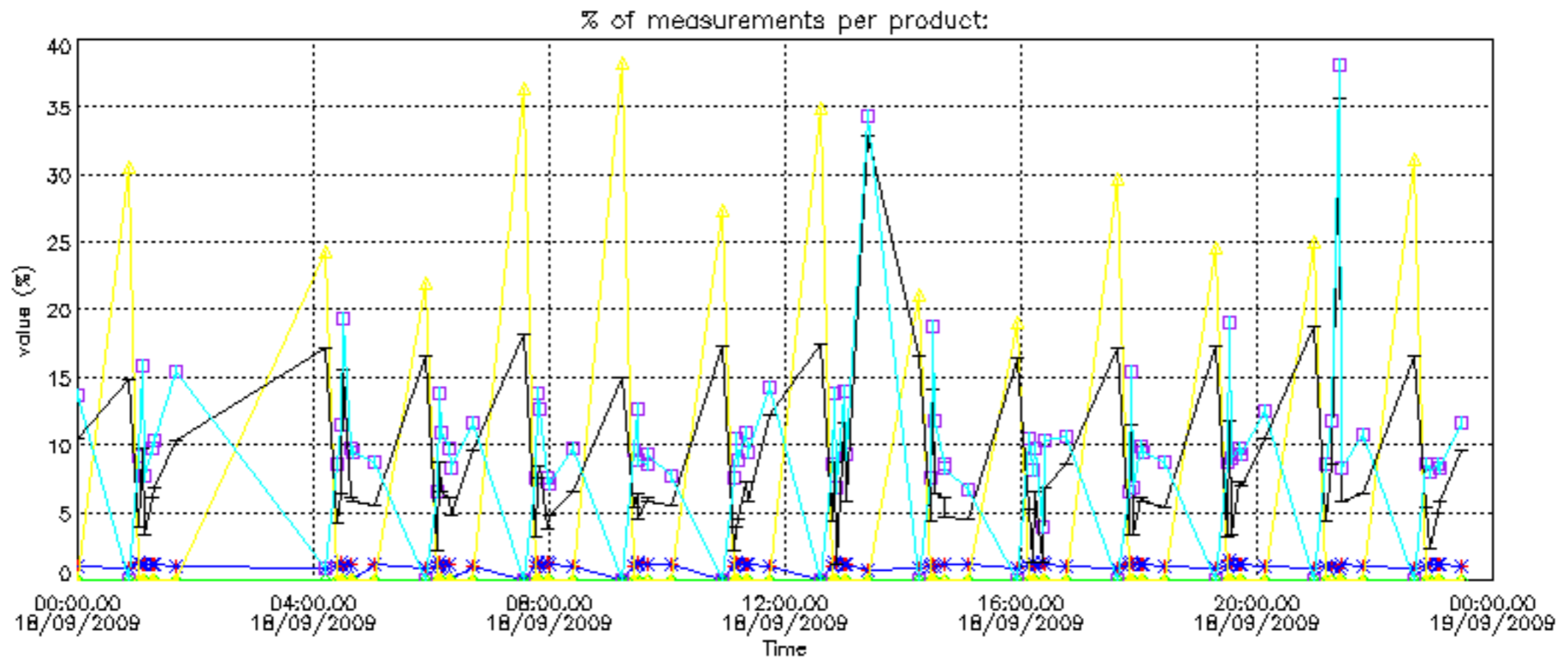
Percentage of flagged data per NO2 profile



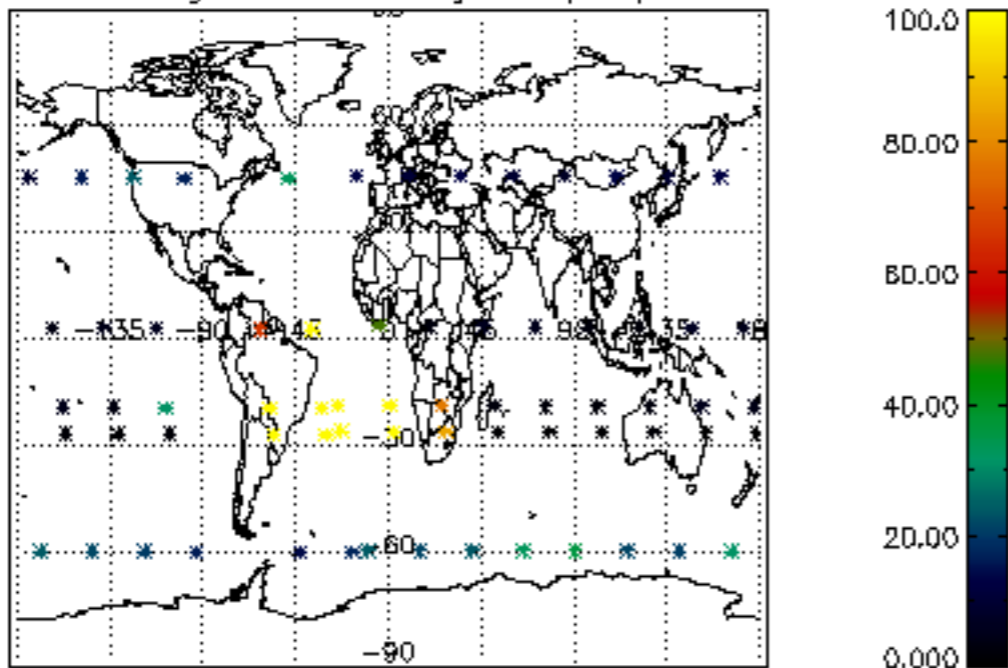
Percentage of flagged data per NO3 profile



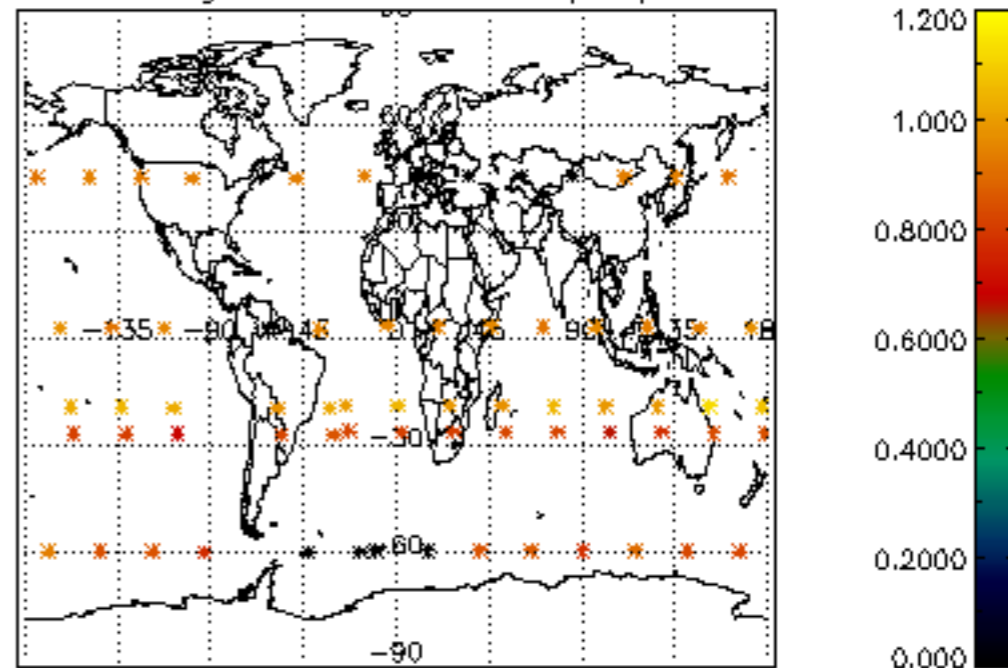




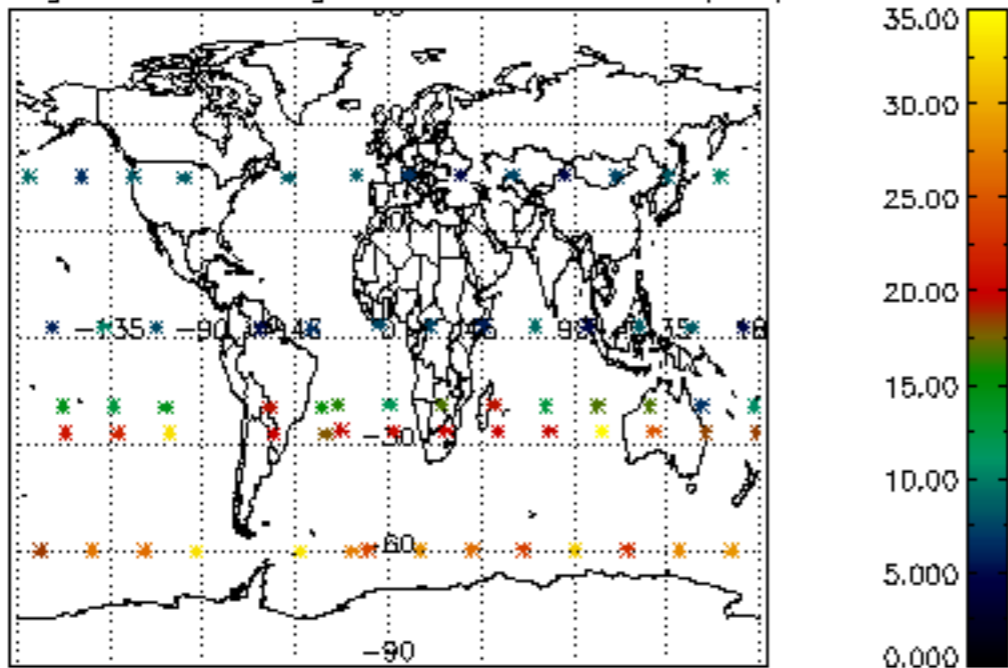
Percentage of cosmic ray hits per profile



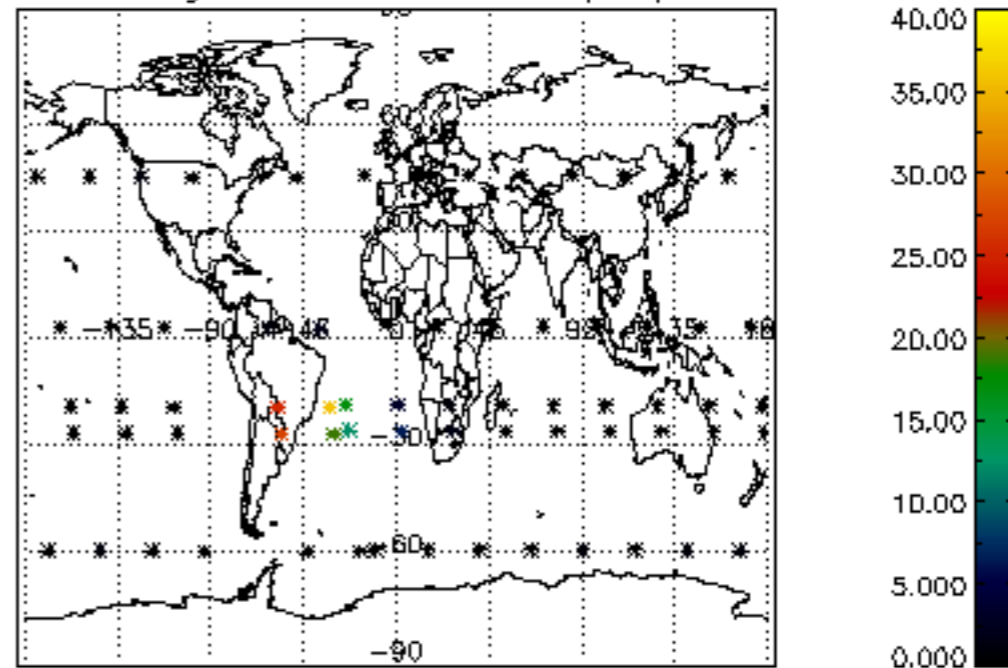
Percentage of datation errors per profile



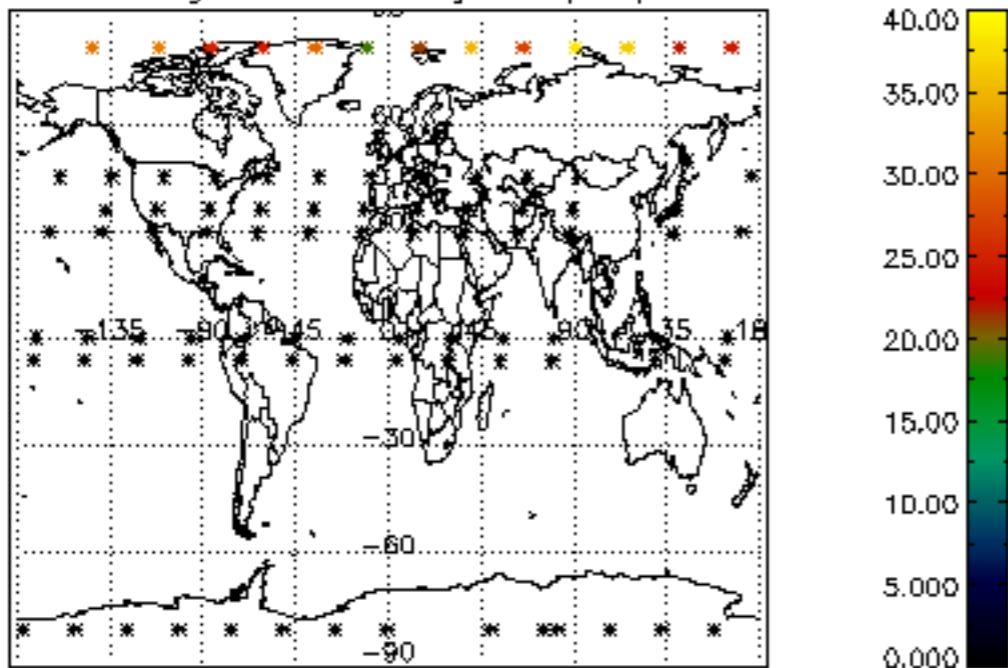
Percentage of star falling outside central band per profile



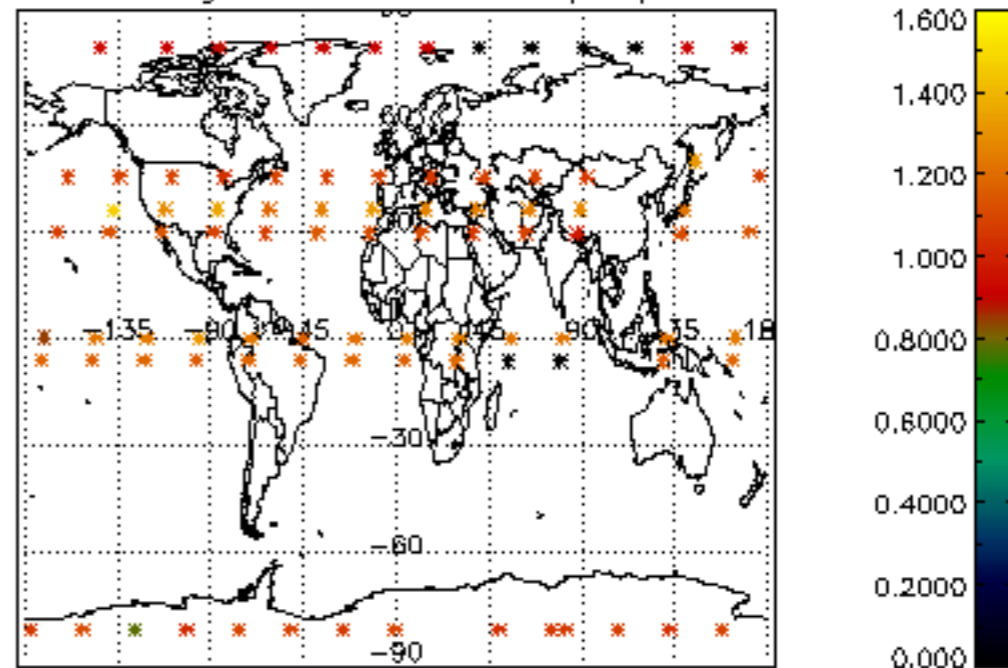
Percentage of saturation errors per profile



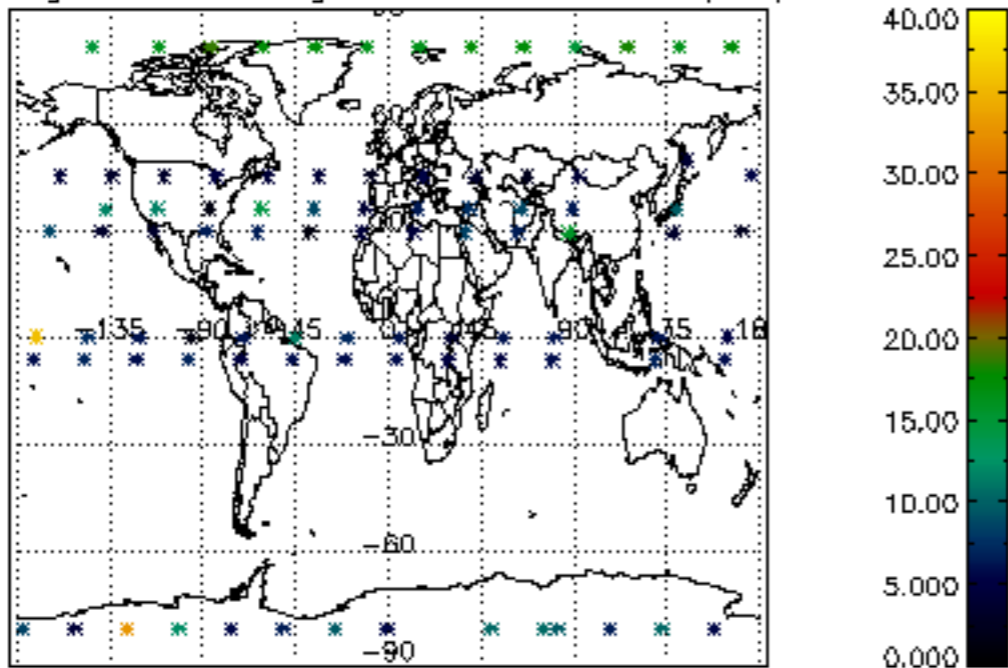
Percentage of cosmic ray hits per profile



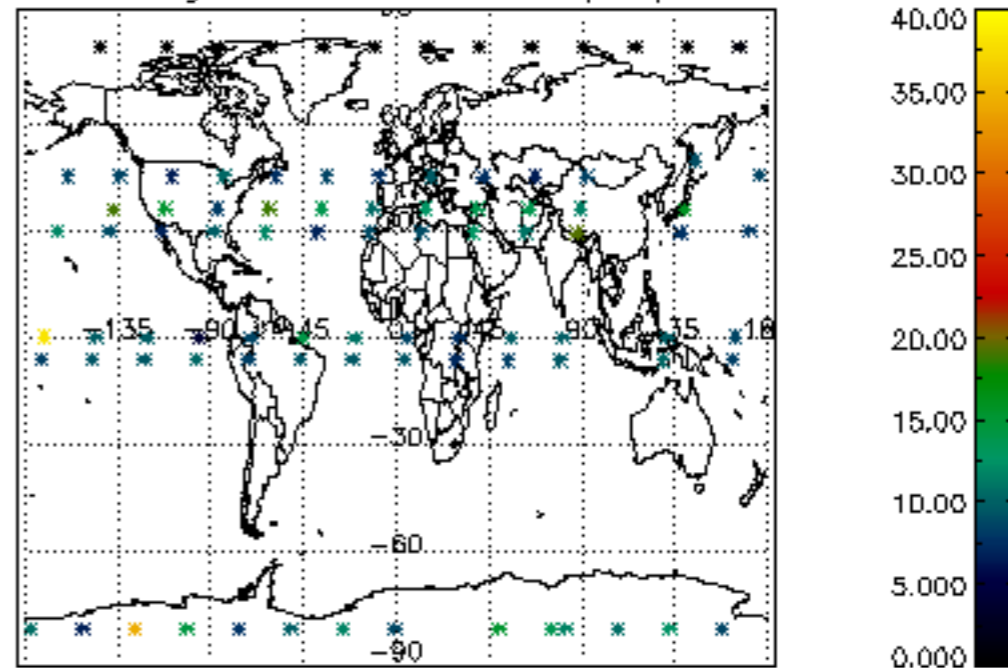
Percentage of datation errors per profile

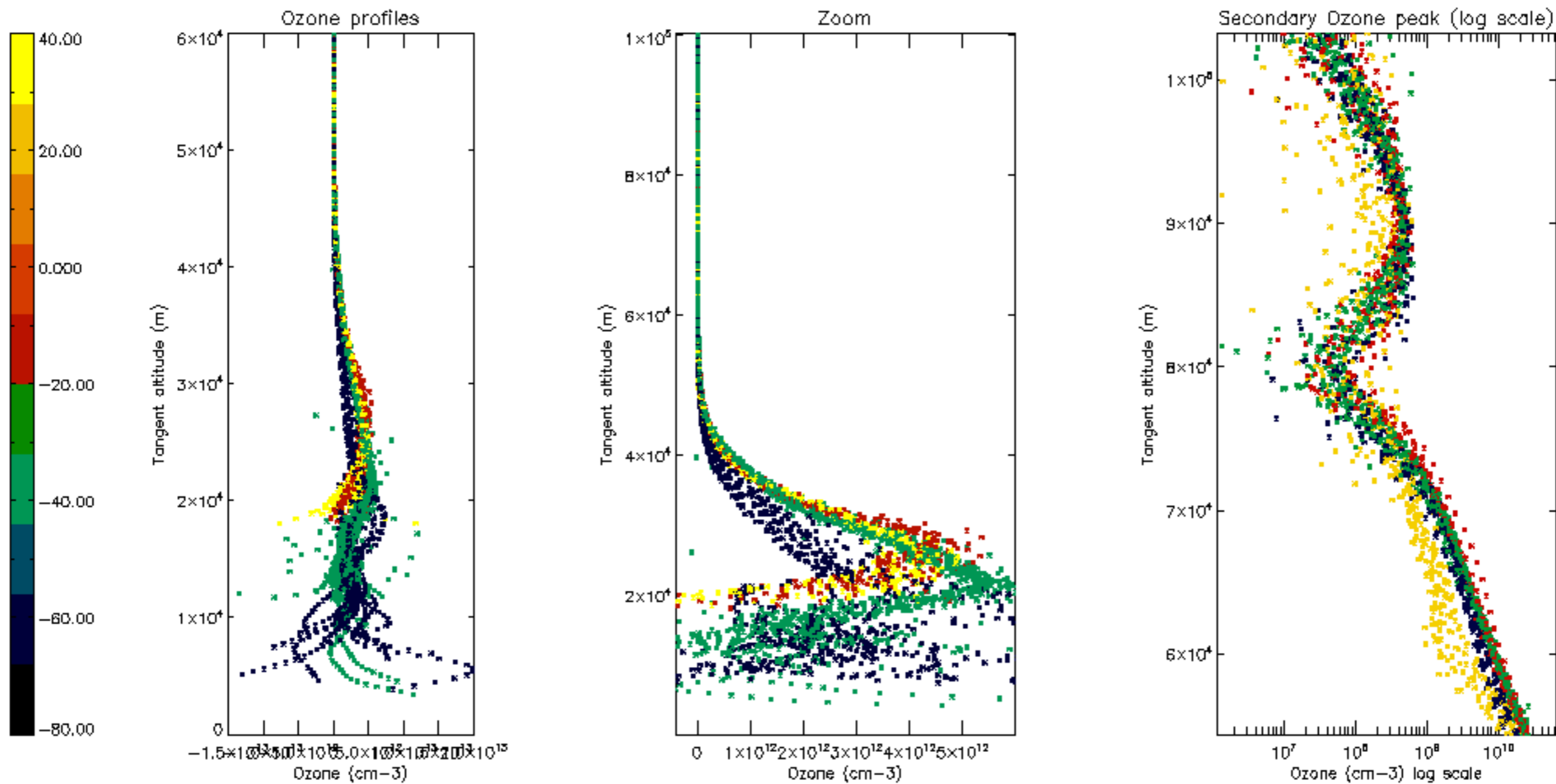


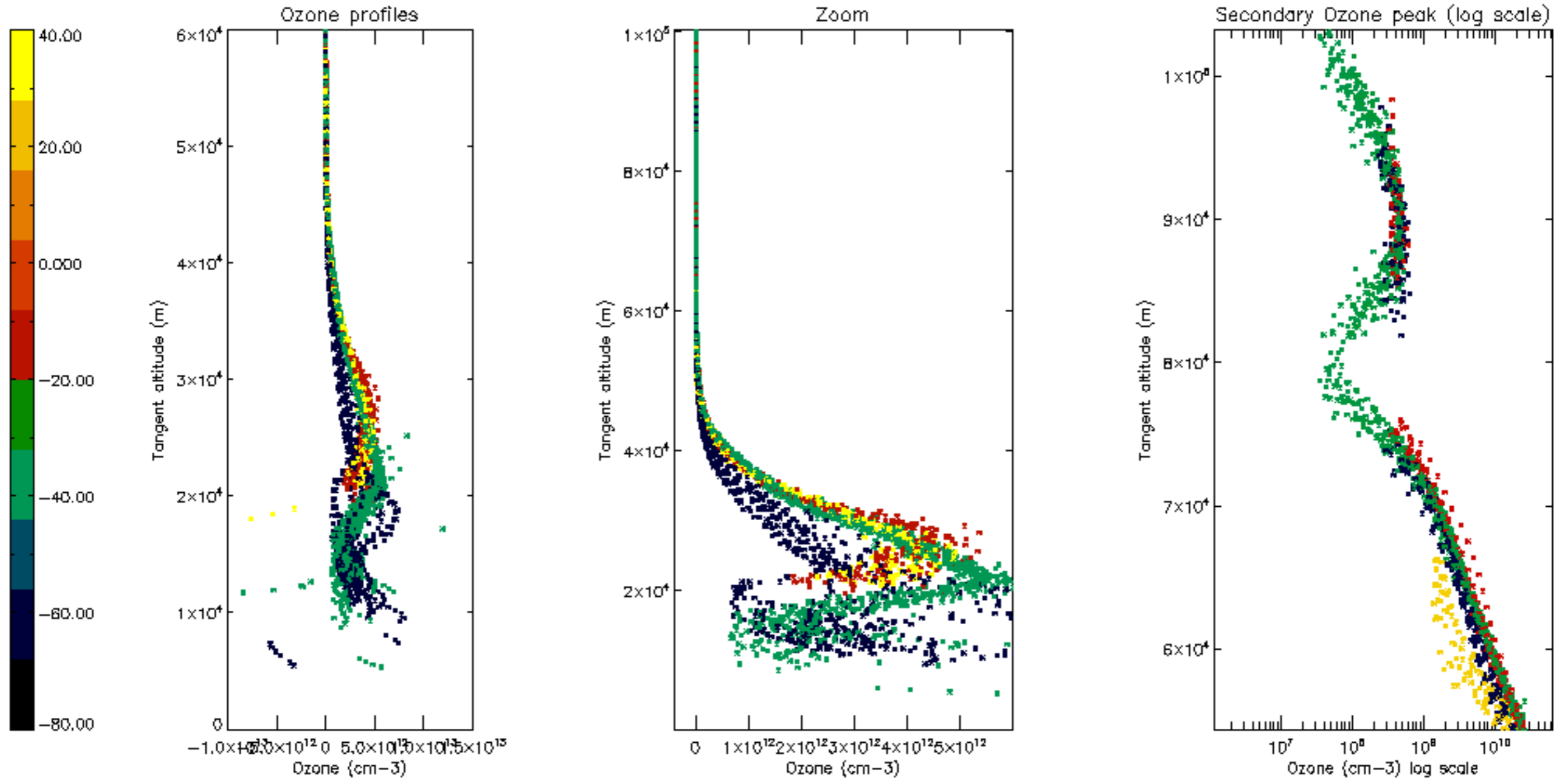
Percentage of star falling outside central band per profile

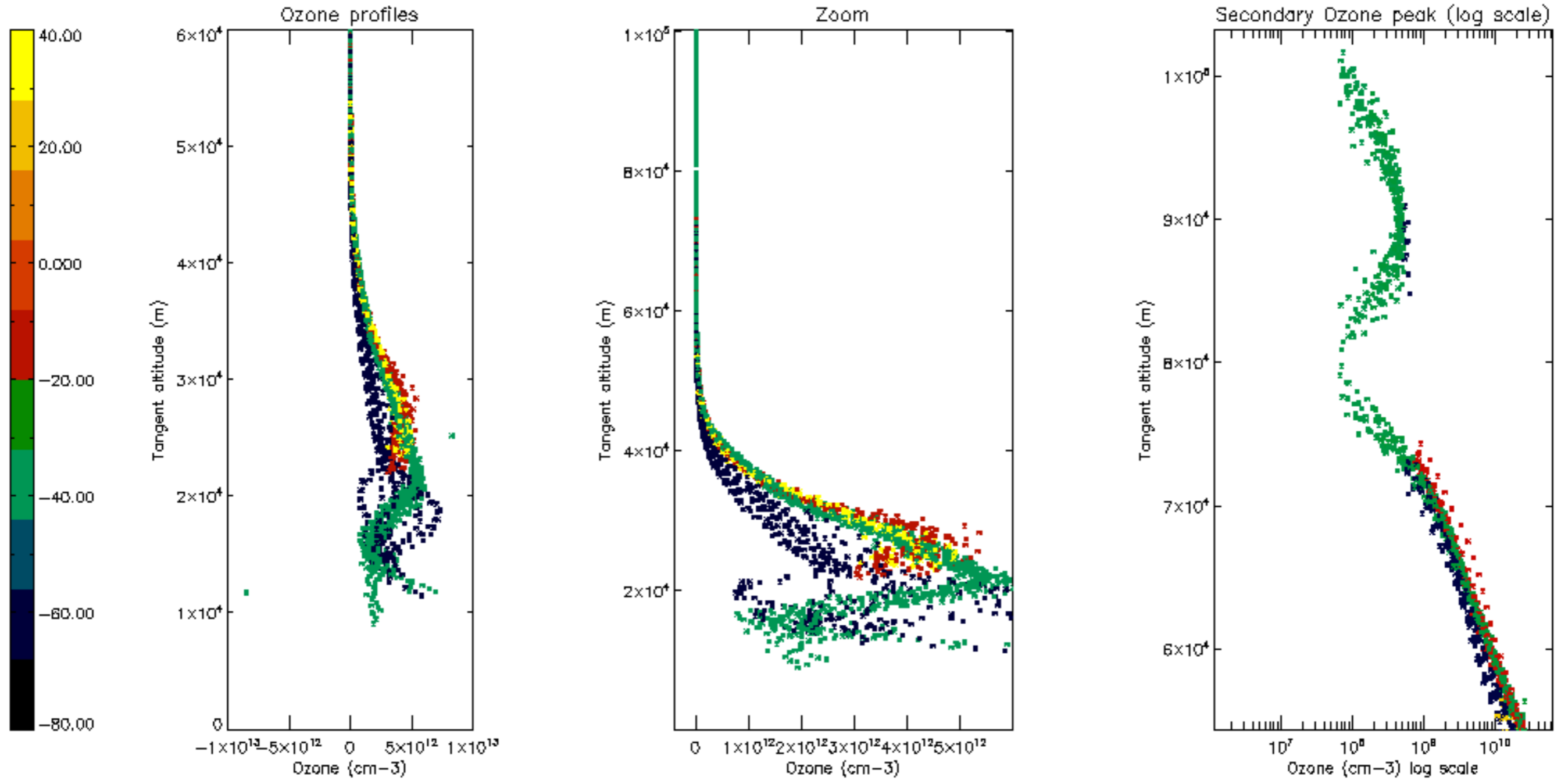


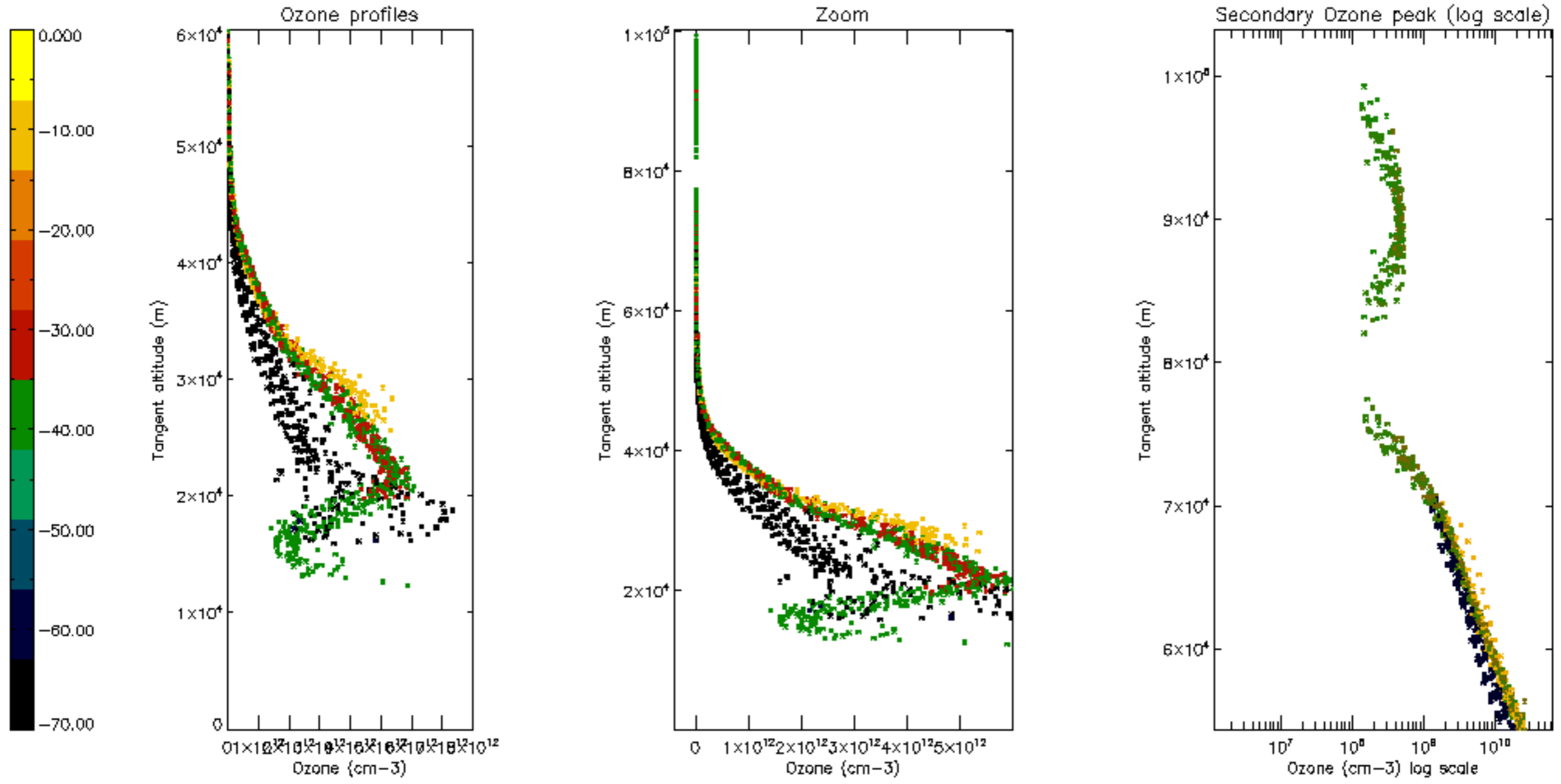
Percentage of saturation errors per profile

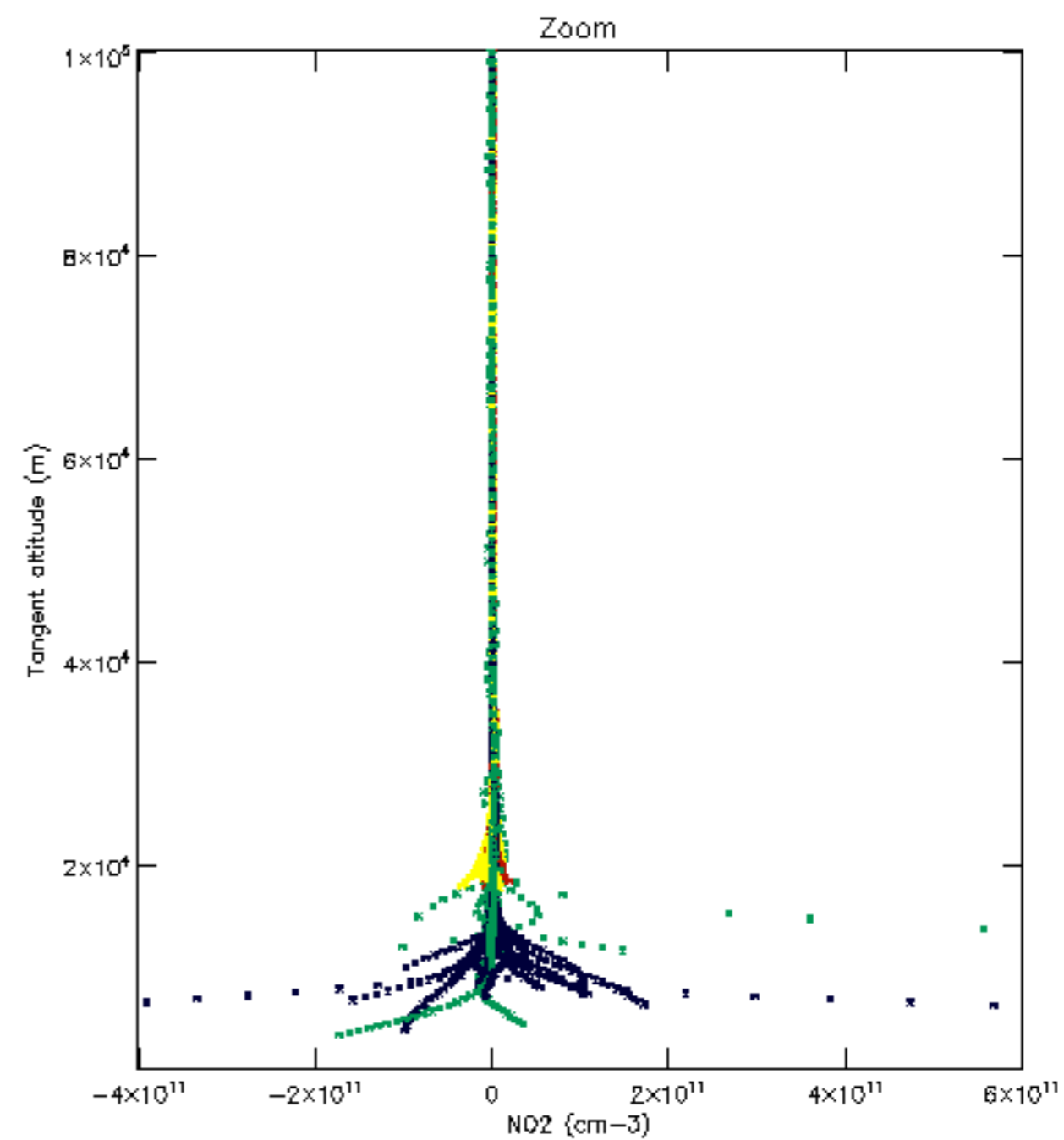
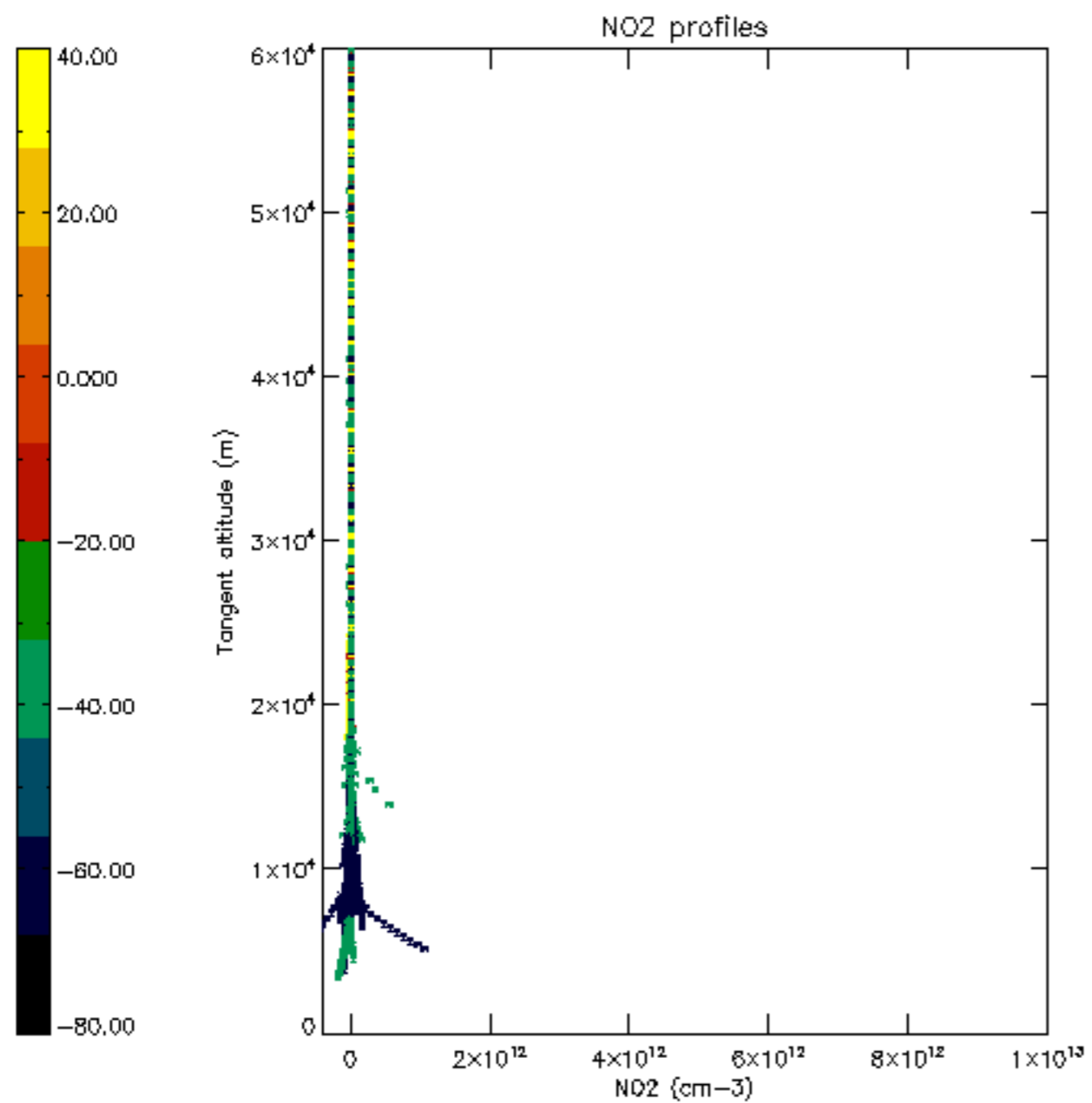


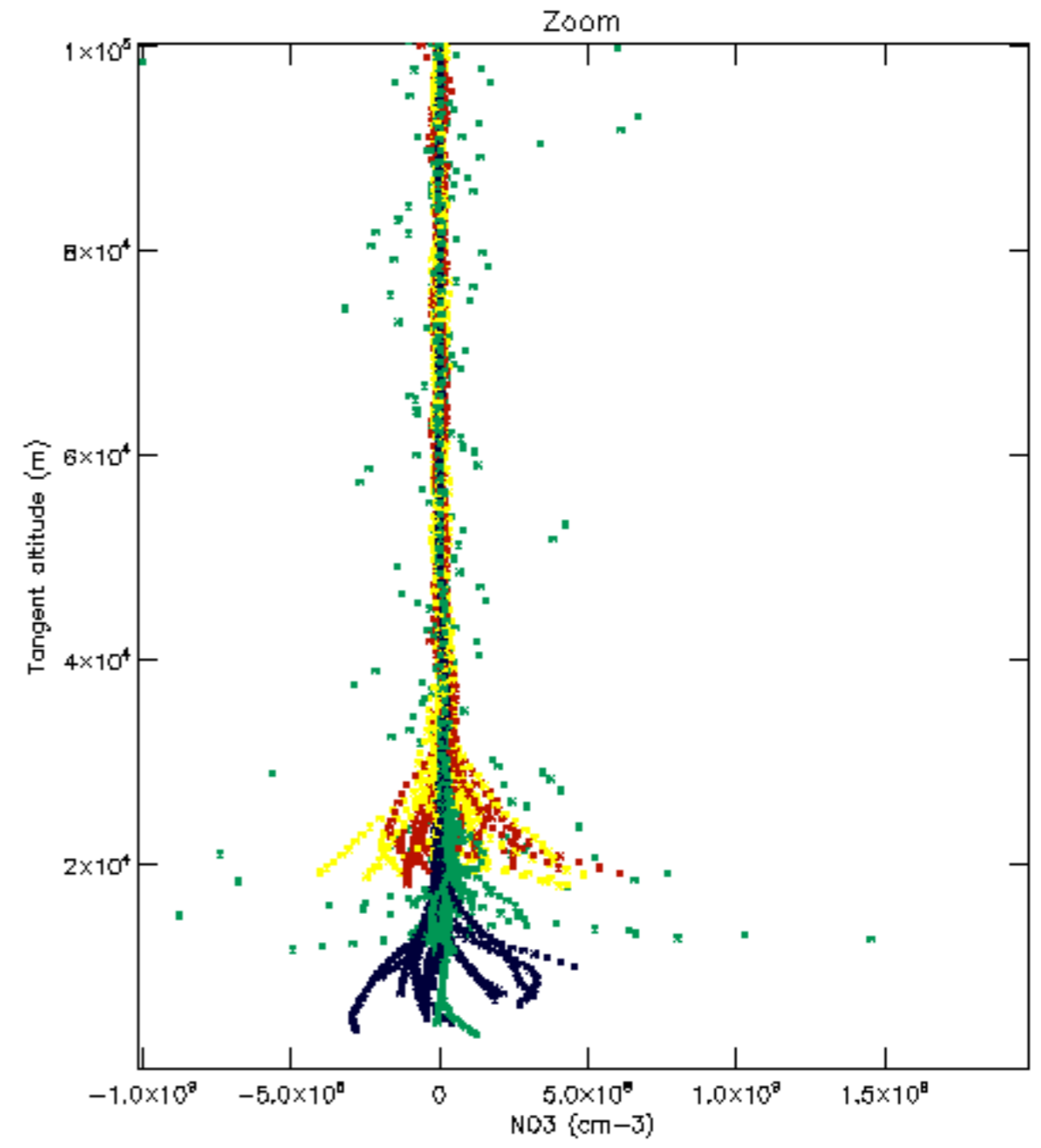
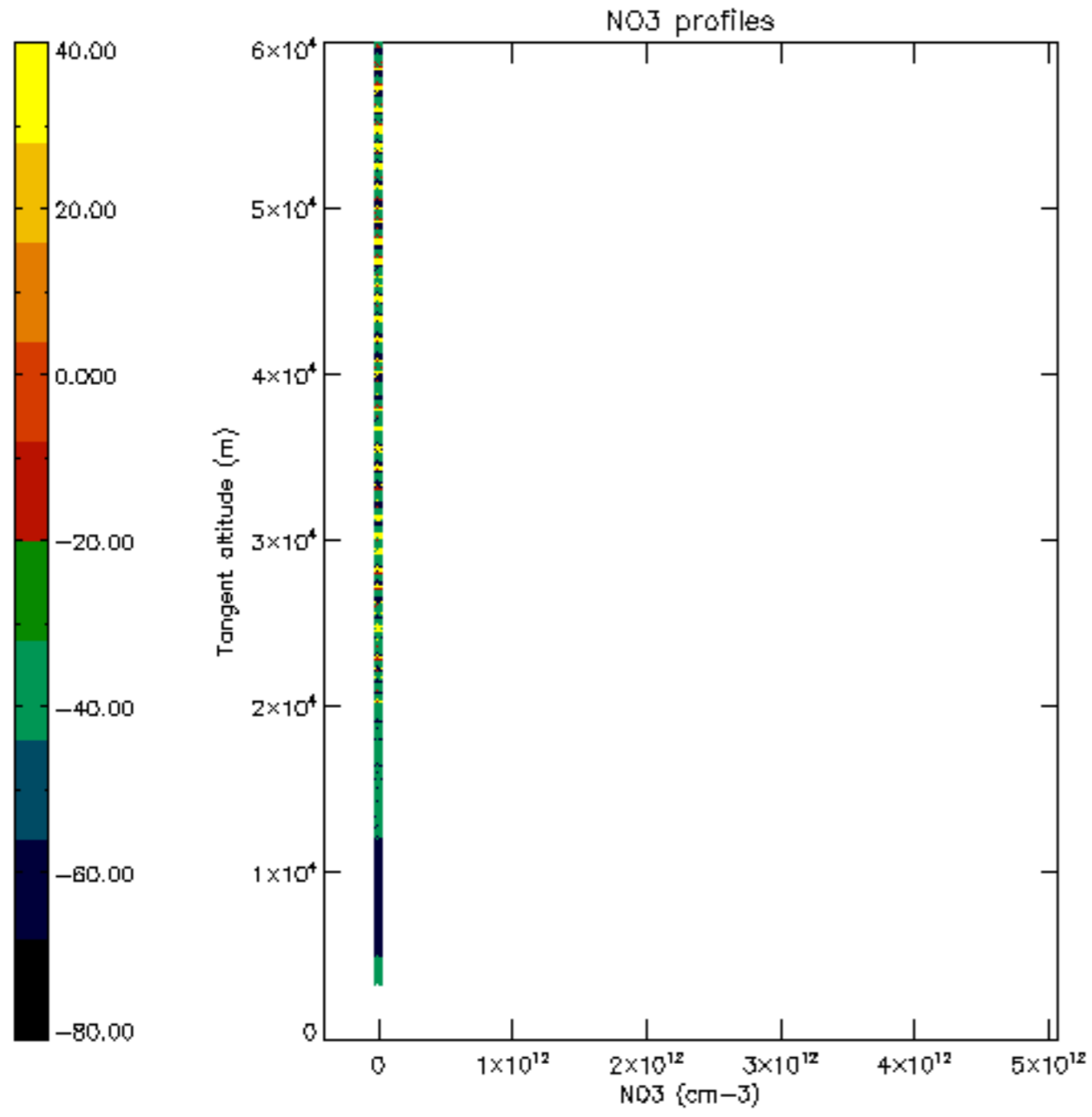


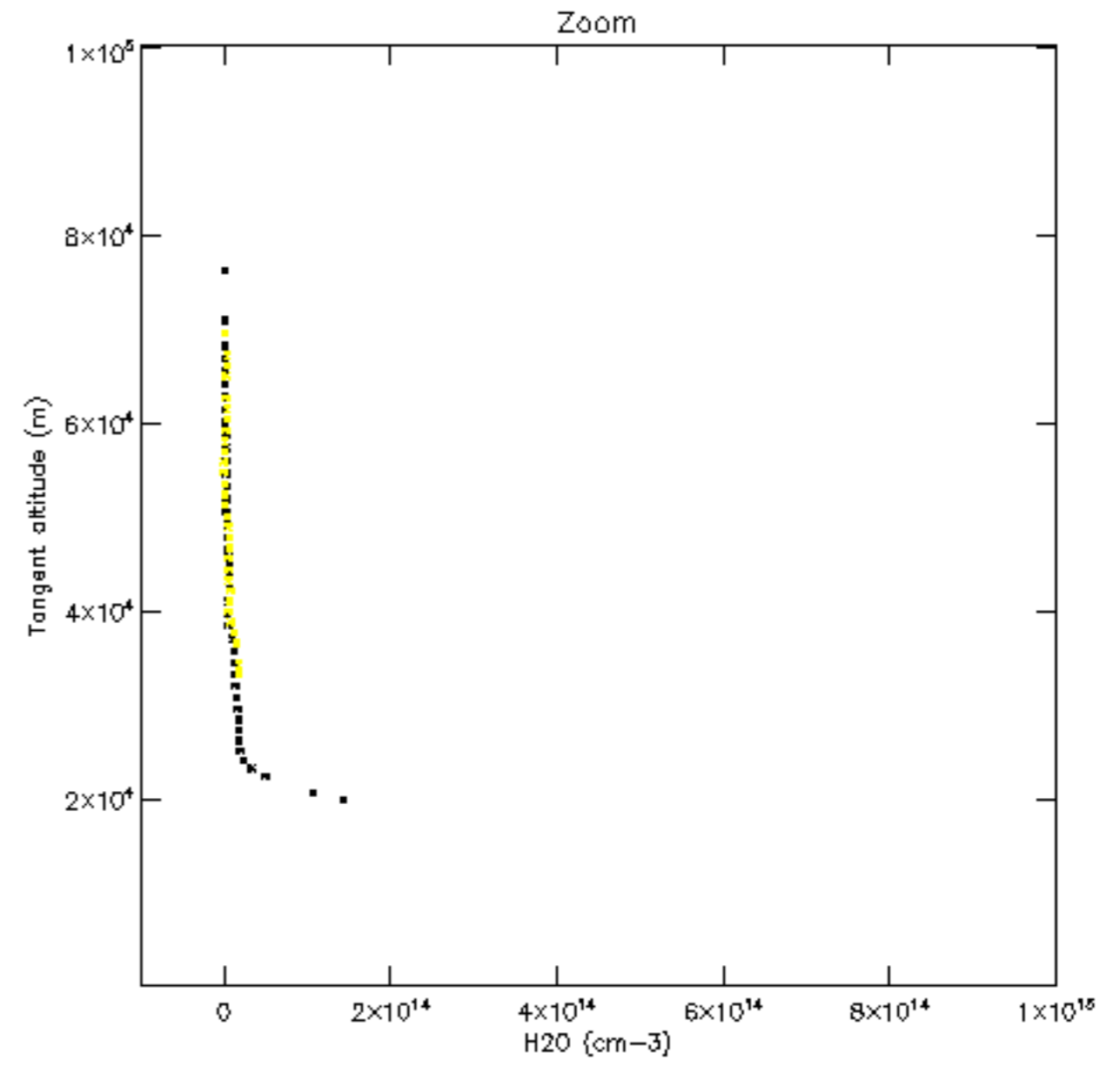
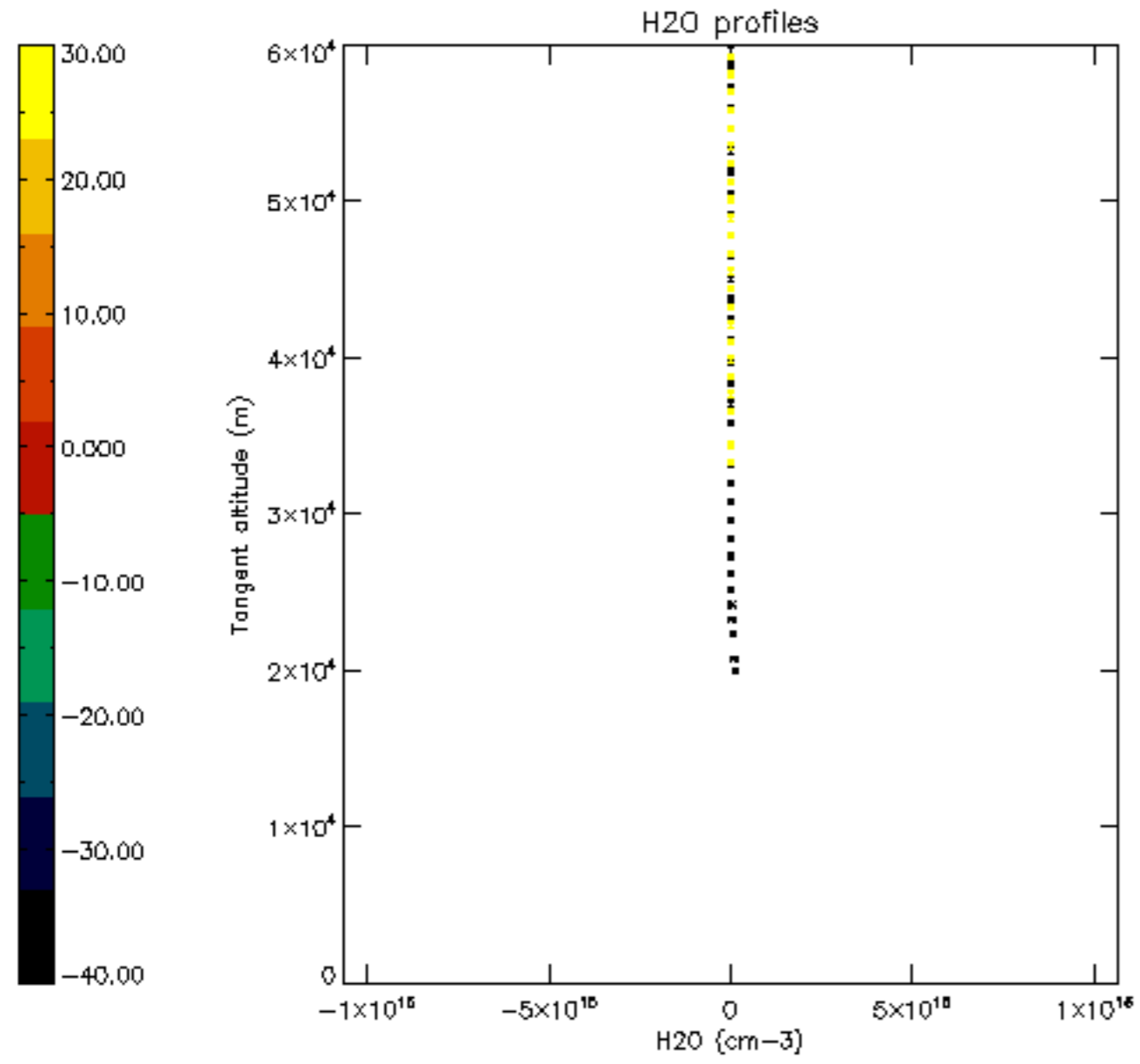


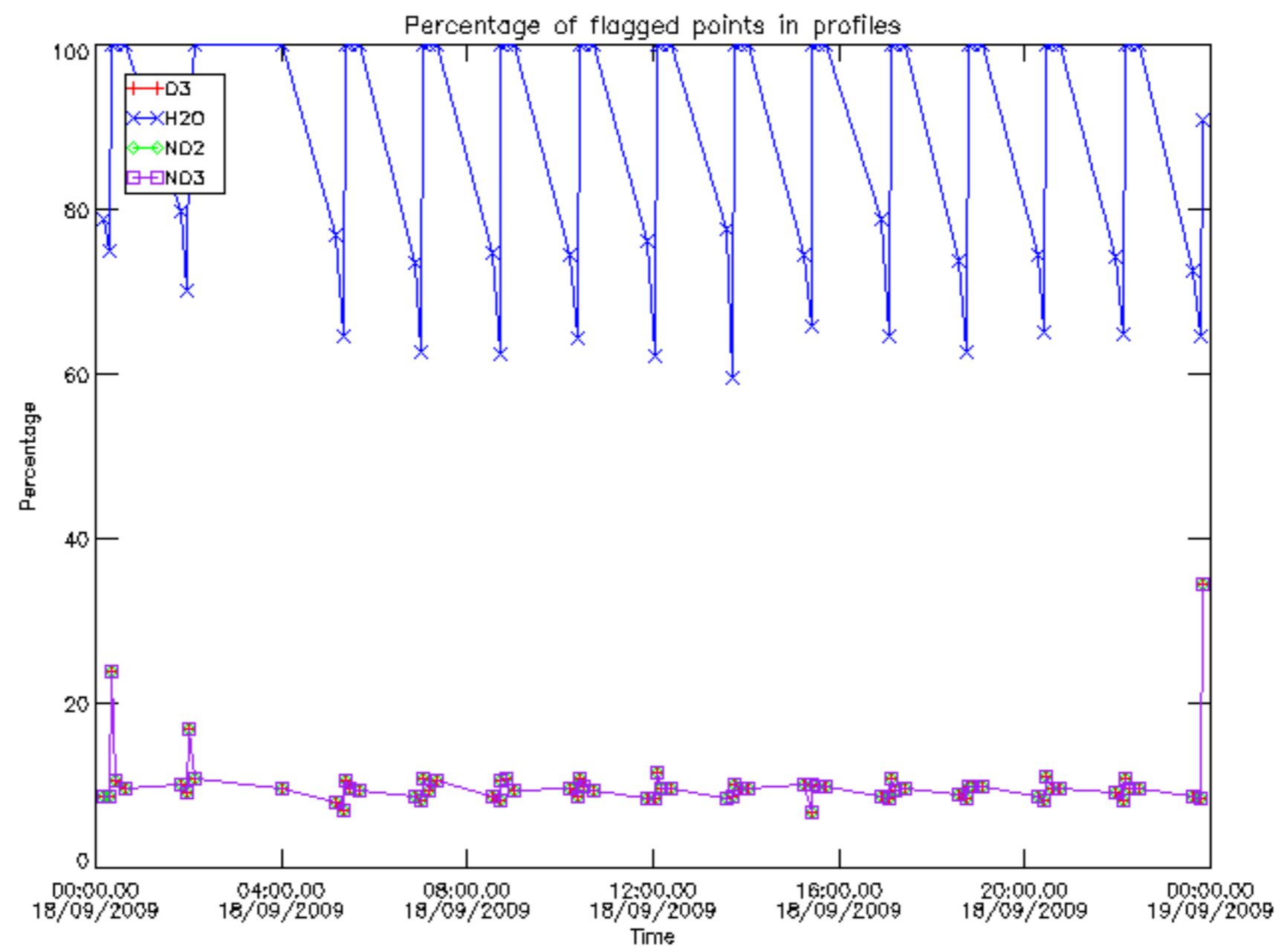




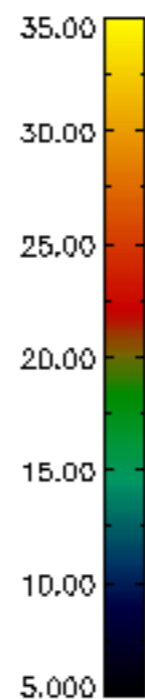
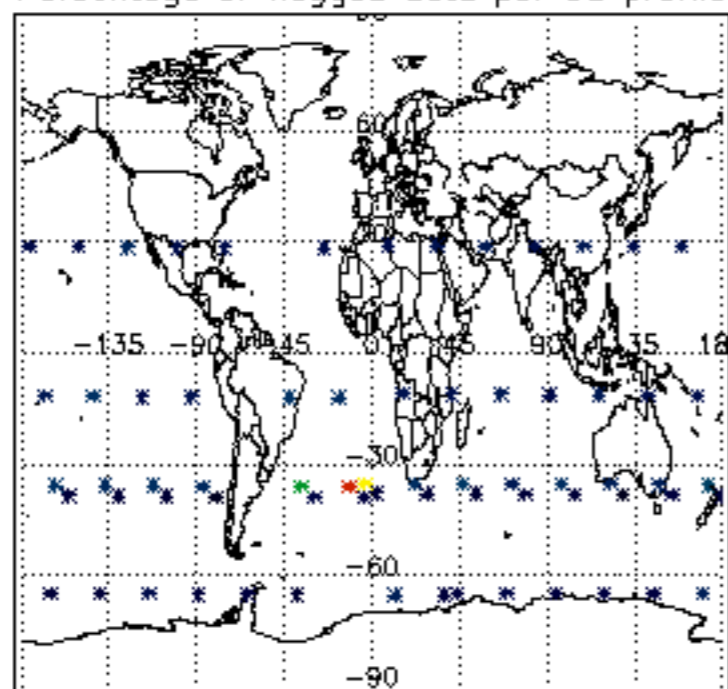




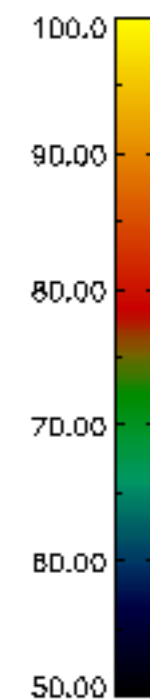
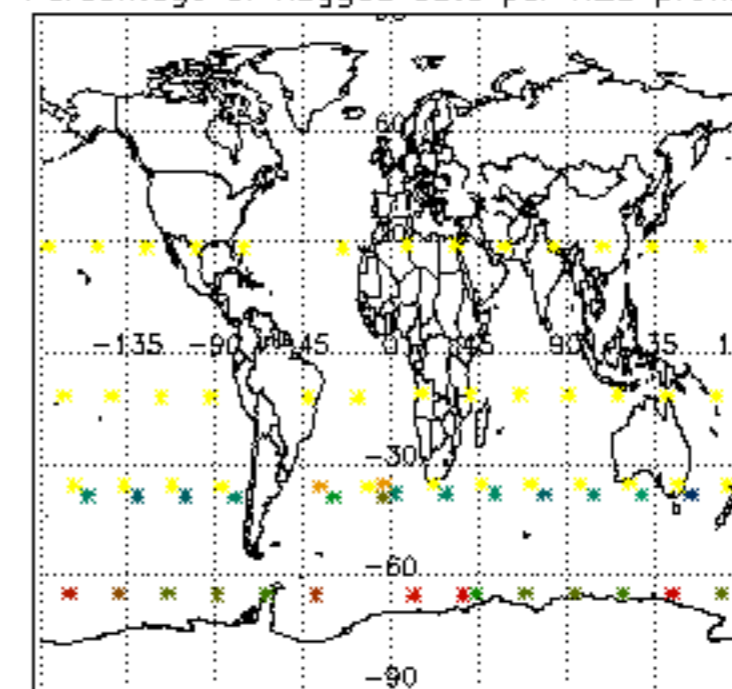




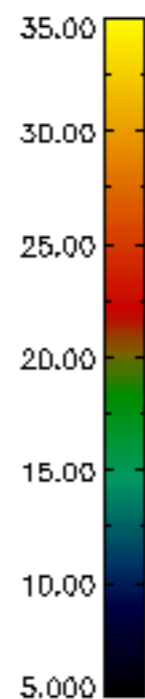
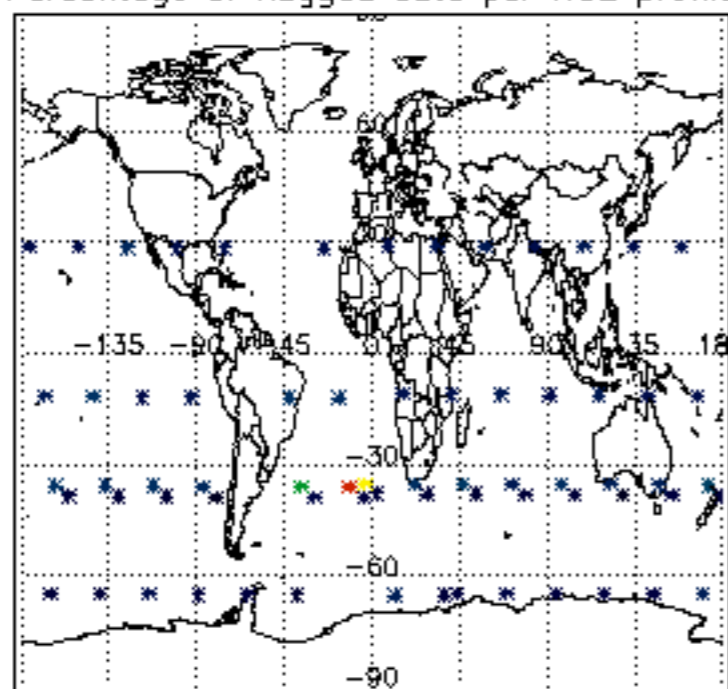
Percentage of flagged data per D3 profile



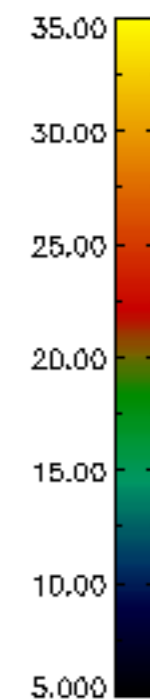
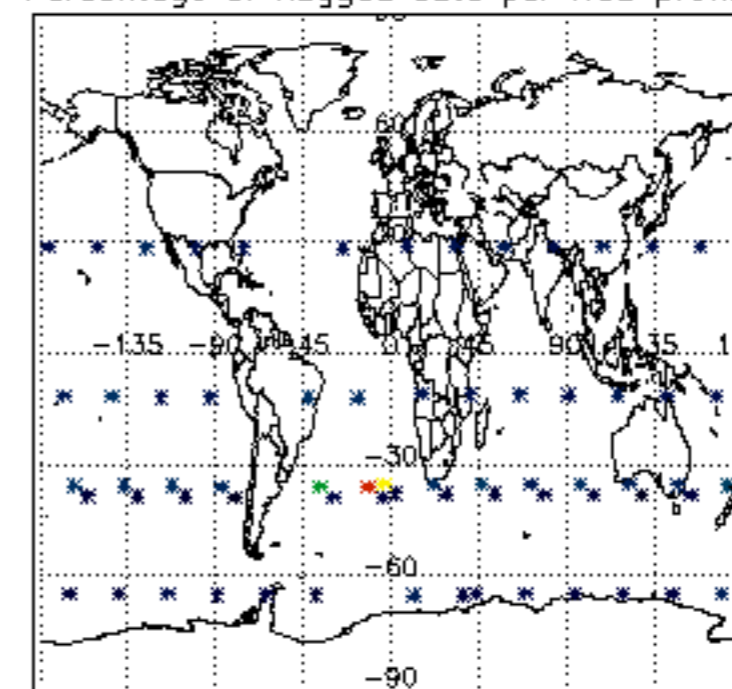
Percentage of flagged data per H2O profile

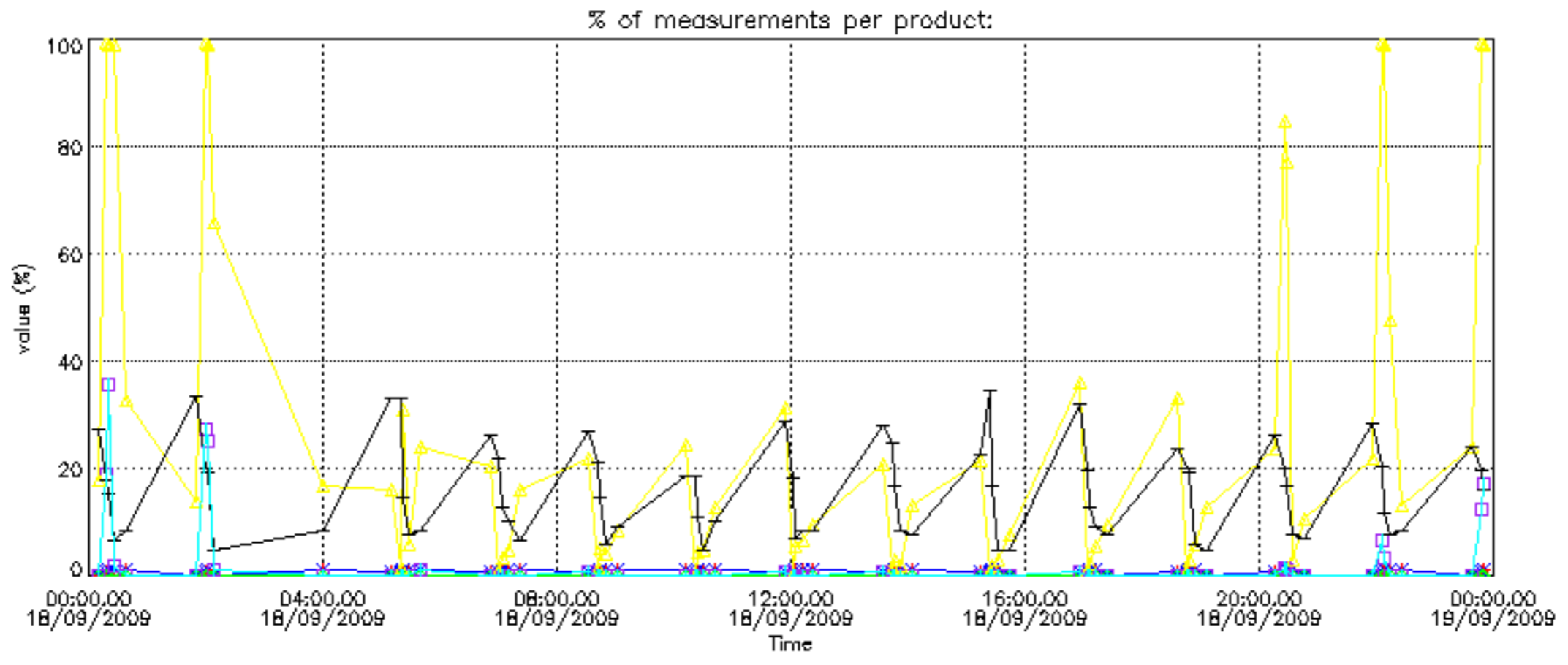


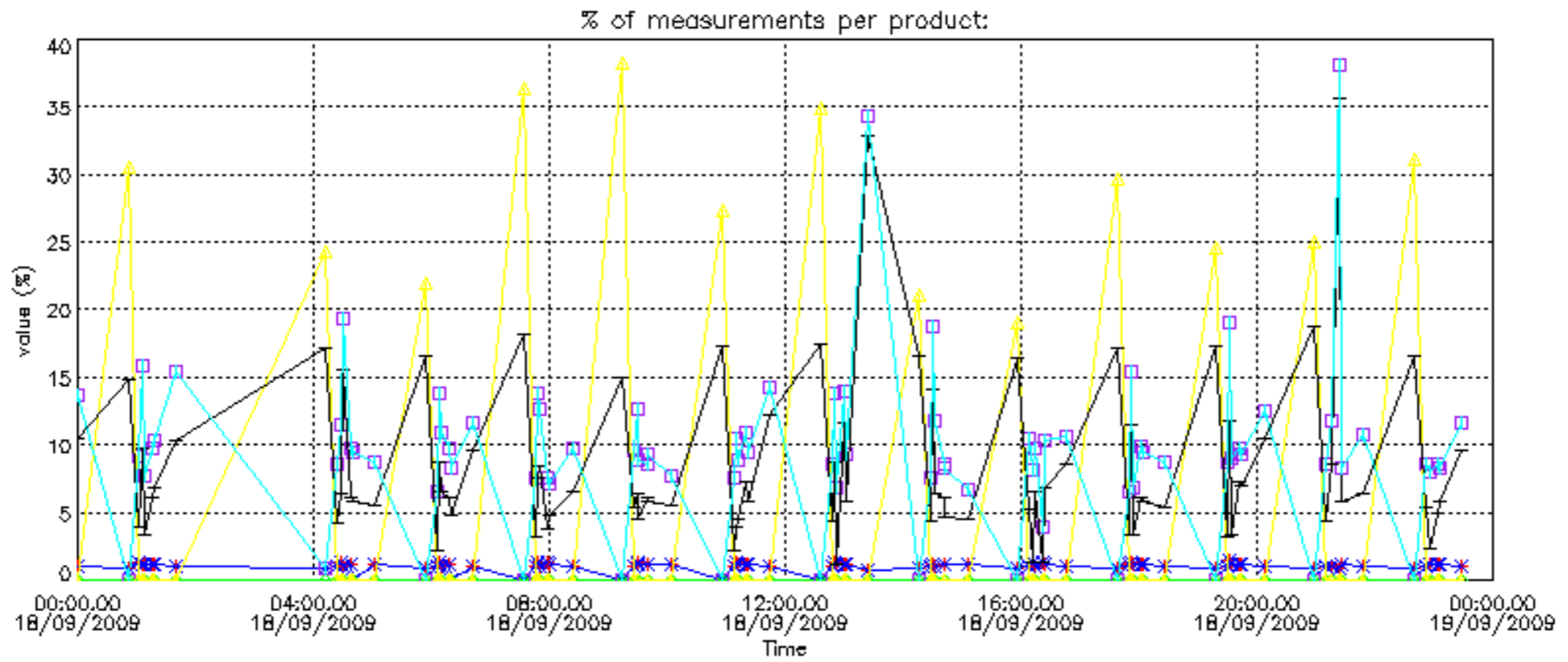
Percentage of flagged data per NO2 profile



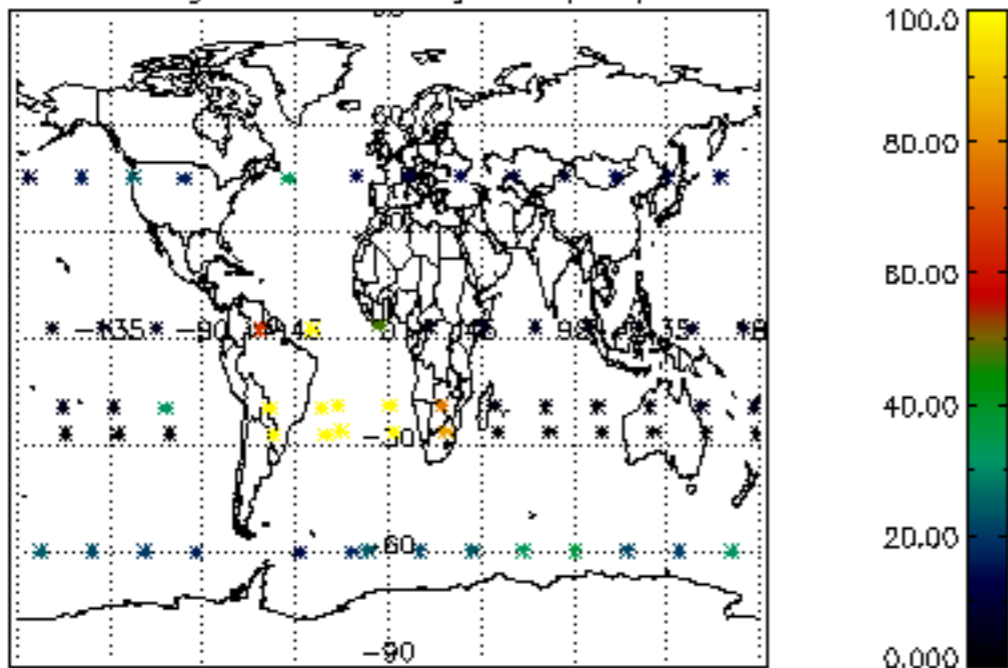
Percentage of flagged data per NO3 profile



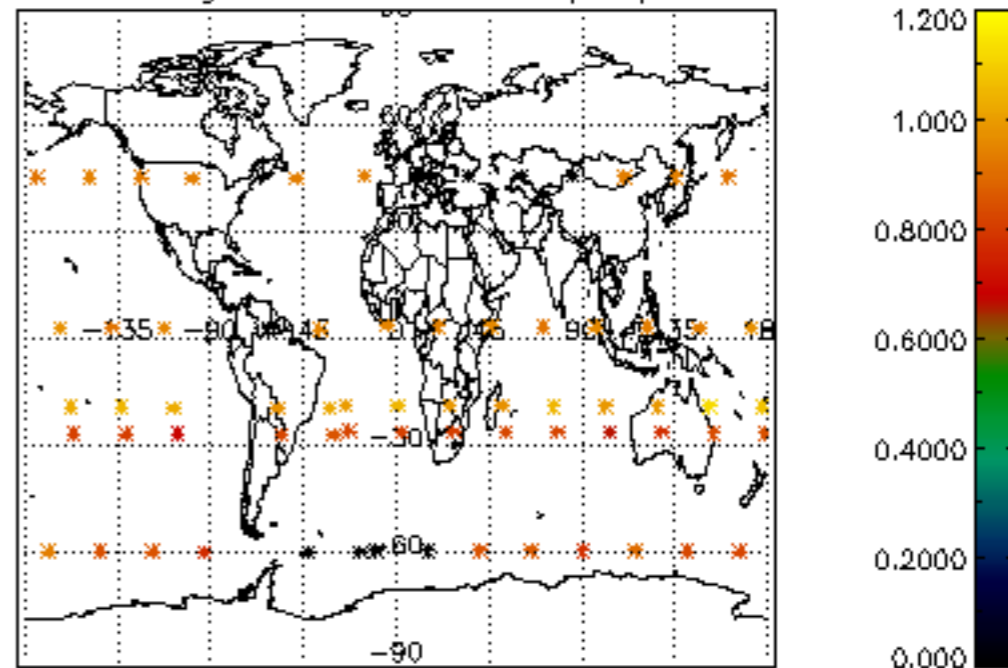




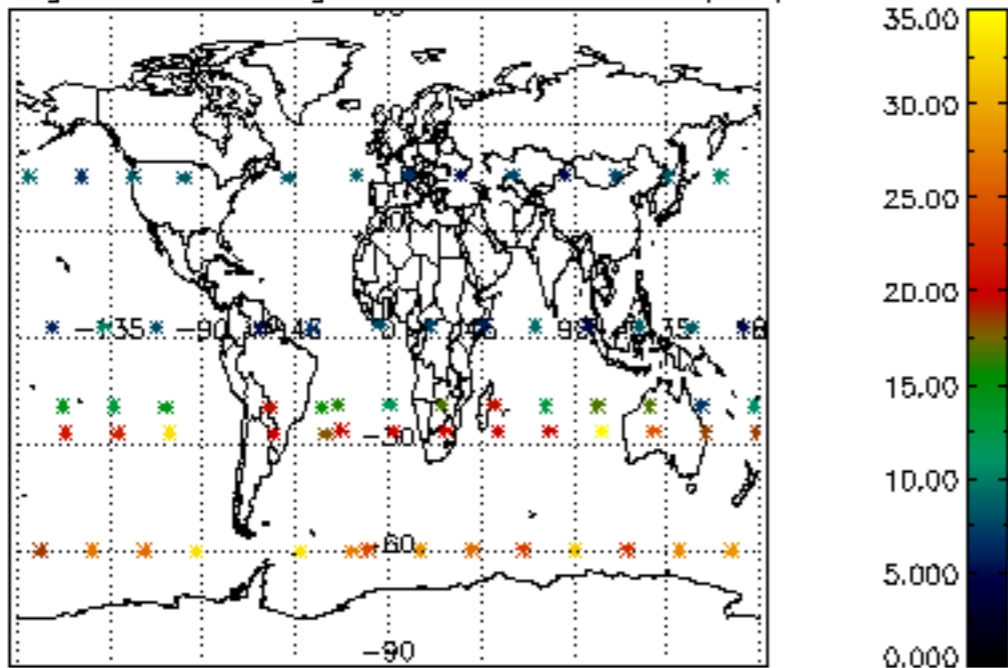
Percentage of cosmic ray hits per profile



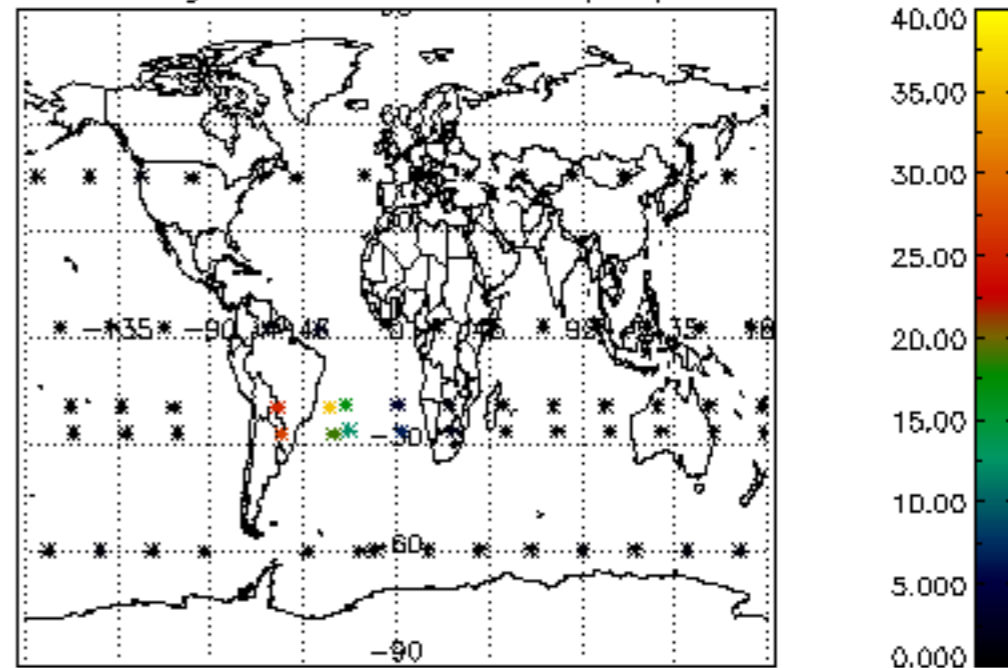
Percentage of datation errors per profile



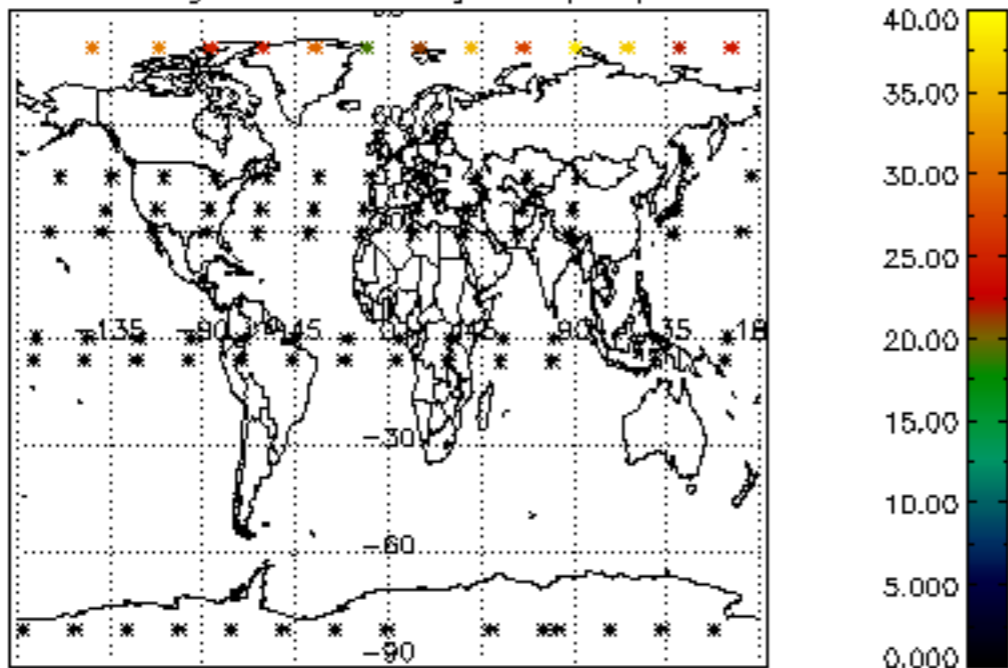
Percentage of star falling outside central band per profile



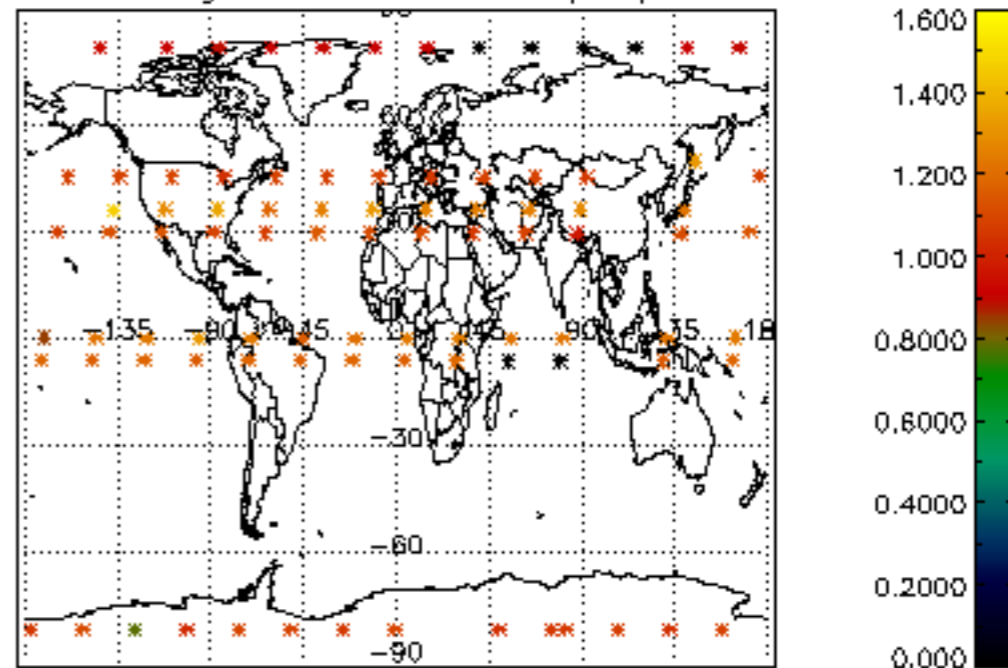
Percentage of saturation errors per profile



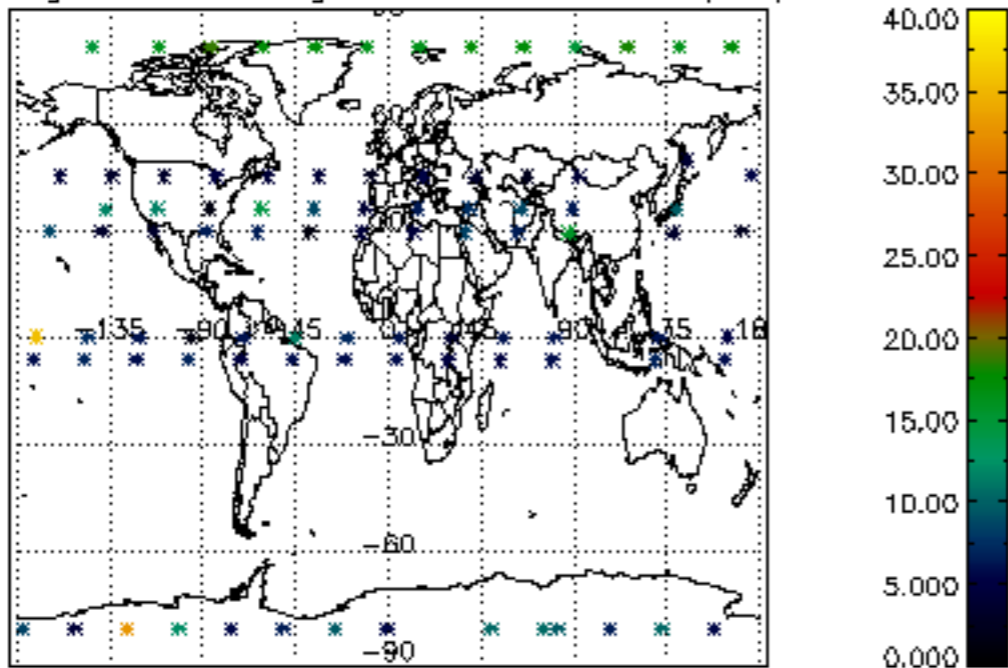
Percentage of cosmic ray hits per profile



Percentage of datation errors per profile



Percentage of star falling outside central band per profile



Percentage of saturation errors per profile

