

# GOMOS Level 2 Daily Report

## SUMMARY

### [1. General Info](#)

### [2. Summary of processed GOM\\_NL\\_2P products](#)

### [3. Level 2 Quality information per product](#)

#### [3.1 Plot of level 2 quality information per product \(time dependant\)](#)

#### [3.2 Plot of level 2 quality information per product \(world map\)](#)

### [4. Level 1 Quality information per product \(stored on level 2 products\)](#)

#### [4.1 Plot of level 1 quality information per product \(time dependant\)](#)

##### [4.1.1 Plot of level 1 quality information per product \(time dependant\): ASCENDING](#)

##### [4.1.2 Plot of level 1 quality information per product \(time dependant\): DESCENDING](#)

#### [4.2 Plot of level 1 quality information per product \(world map\)](#)

##### [4.2.1 Plot of level 1 quality information per product \(world map\): ASCENDING](#)

##### [4.2.2 Plot of level 1 quality information per product \(world map\): DESCENDING](#)

### [5. Ozone profiles based on quality statistics and other trace gas profiles](#)

#### [5.1 Ozone statistics based on quality of products](#)

#### [5.2 Plot ozone profiles for all STD \(dark without errors\)](#)

#### [5.3 Plot ozone profiles where STD < 20% \(dark without errors\)](#)

#### [5.4. Plot ozone profiles where STD < 10% \(dark without errors\)](#)

#### [5.5. Plot ozone profiles where STD < 5% \(dark without errors\)](#)

#### [5.6 Plot NO2 profiles for all STD \(dark without errors\)](#)

#### [5.7 Plot NO3 profiles for all STD \(dark without errors\)](#)

#### [5.8 Plot H2O profiles \(only for occultations of stars 1,2,3,4,13,14,16,26,63 dark without errors\) for all STD](#)

### [6. Auxiliary Data Files used for the production reported in section 2](#)

This report presents the daily analysis on parameters extracted from GOMOS level 2 data (GOM\_NL\_\_2P). It is intended to monitor some important parameters that will impact the quality of these products. A list of level 2 products (and content) that have arrived during the reporting day to the PCF is also given.

Item	Value
Time of report generation	26APR2013 12:48:40
Data source version	GOMOS/6.01
Start time of products	17-09-2009 (17SEP2009 00:00:00)
Stop time of products	18-09-2009 (18SEP2009 00:00:00)
Store outputs in DB	Yes
Nb of level 2 prods	170
Nb of prods with errors	0

## 2. Summary of processed GOM\_NL\_\_2P products.

Nr	Filename	UTC Start time	Limb	Duration	Star Id	Star Name	Star Mag	Star Temp	Nb Meas	Orbit	Prod. error
1	GOM_NL__2PRFIN20090917_000724_000000382082_00331_39463_7117.N1	17-SEP-2009 00:07:24	Bright	38.000	74	11Bet Cas	2.2680	6600.0	76	39463	No
2	GOM_NL__2PRFIN20090917_000910_000000442082_00331_39463_7118.N1	17-SEP-2009 00:09:10	Bright	44.000	76	27Gam Cas	2.3000	30000.	88	39463	No
3	GOM_NL__2PRFIN20090917_003146_000000482082_00331_39463_7119.N1	17-SEP-2009 00:31:46	Bright	47.500	24	66Alp Gem	1.5800	10200.	95	39463	No
4	GOM_NL__2PRFIN20090917_004034_000000582082_00331_39463_7120.N1	17-SEP-2009 00:40:34	Dark	58.000	8	10Alp CMi	0.40000	6500.0	116	39463	No
5	GOM_NL__2PRFIN20090917_004949_000000592082_00331_39463_7121.N1	17-SEP-2009 00:49:49	Dark	59.000	1	9Alp CMa	-1.4400	11000.	118	39463	No
6	GOM_NL__2PRFIN20090917_005158_000000472082_00331_39463_7122.N1	17-SEP-2009 00:51:58	Dark	46.500	23	21Eps CMa	1.5020	26000.	93	39463	No
7	GOM_NL__2PRFIN20090917_005803_000000512082_00332_39464_7128.N1	17-SEP-2009 00:58:03	Dark	50.500	108	Alp Col	2.6520	15200.	101	39464	No
8	GOM_NL__2PRFIN20090917_011002_000000552082_00332_39464_7129.N1	17-SEP-2009 01:10:02	Dark	54.500	157	The1Eri	2.9060	9300.0	109	39464	No
9	GOM_NL__2PRFIN20090917_012308_000000572082_00332_39464_7130.N1	17-SEP-2009 01:23:08	Twilight	56.500	52	16Bet Cet	2.0370	4500.0	113	39464	No
10	GOM_NL__2PRFIN20090917_013355_000000392082_00332_39464_7131.N1	17-SEP-2009 01:33:55	Bright	39.000	90	54Alp Peg	2.4870	11000.	78	39464	No
11	GOM_NL__2PRFIN20090917_013519_000000482082_00332_39464_7132.N1	17-SEP-2009 01:35:19	Bright	48.000	140	88Gam Peg	2.8340	26000.	96	39464	No
12	GOM_NL__2PRFIN20090917_013746_000000492082_00332_39464_7133.N1	17-SEP-2009 01:37:46	Bright	48.500	93	53Bet Peg	2.5200	3100.0	97	39464	No
13	GOM_NL__2PRFIN20090917_013944_000000462082_00332_39464_7134.N1	17-SEP-2009 01:39:44	Bright	46.000	58	21Alp And	2.0730	11000.	92	39464	No
14	GOM_NL__2PRFIN20090917_014759_000000412082_00332_39464_7135.N1	17-SEP-2009 01:47:59	Bright	40.500	74	11Bet Cas	2.2680	6600.0	81	39464	No
15	GOM_NL__2PRFIN20090917_014945_000000442082_00332_39464_7136.N1	17-SEP-2009 01:49:45	Bright	43.500	76	27Gam Cas	2.3000	30000.	87	39464	No
16	GOM_NL__2PRFIN20090917_021222_000000632082_00332_39464_7137.N1	17-SEP-2009 02:12:22	Bright	63.000	24	66Alp Gem	1.5800	10200.	126	39464	No
17	GOM_NL__2PRFIN20090917_022110_000000642082_00332_39464_7138.N1	17-SEP-2009 02:21:10	Dark	64.000	8	10Alp CMi	0.40000	6500.0	128	39464	No
18	GOM_NL__2PRFIN20090917_023026_000000622082_00332_39464_7139.N1	17-SEP-2009 02:30:26	Dark	61.500	1	9Alp CMa	-1.4400	11000.	123	39464	No
19	GOM_NL__2PRFIN20090917_023235_000000482082_00332_39464_7140.N1	17-SEP-2009 02:32:35	Dark	48.000	23	21Eps CMa	1.5020	26000.	96	39464	No
20	GOM_NL__2PRFIN20090917_023840_000000532082_00333_39465_7143.N1	17-SEP-2009 02:38:40	Dark	53.000	108	Alp Col	2.6520	15200.	106	39465	No
21	GOM_NL__2PRFIN20090917_025038_000000552082_00333_39465_7144.N1	17-SEP-2009 02:50:38	Dark	55.000	157	The1Eri	2.9060	9300.0	110	39465	No
22	GOM_NL__2PRFIN20090917_030344_000000582082_00333_39465_7145.N1	17-SEP-2009 03:03:44	Twilight	57.500	52	16Bet Cet	2.0370	4500.0	115	39465	No
23	GOM_NL__2PRFIN20090917_031431_000000392082_00333_39465_7146.N1	17-SEP-2009 03:14:31	Bright	38.500	90	54Alp Peg	2.4870	11000.	77	39465	No
24	GOM_NL__2PRFIN20090917_031554_000000482082_00333_39465_7147.N1	17-SEP-2009 03:15:54	Bright	48.000	140	88Gam Peg	2.8340	26000.	96	39465	No
25	GOM_NL__2PRFIN20090917_031822_000000412082_00333_39465_7148.N1	17-SEP-2009 03:18:22	Bright	41.000	93	53Bet Peg	2.5200	3100.0	82	39465	No
26	GOM_NL__2PRFIN20090917_032019_000000472082_00333_39465_7149.N1	17-SEP-2009 03:20:19	Bright	46.500	58	21Alp And	2.0730	11000.	93	39465	No
27	GOM_NL__2PRFIN20090917_032834_000000412082_00333_39465_7150.N1	17-SEP-2009 03:28:34	Bright	40.500	74	11Bet Cas	2.2680	6600.0	81	39465	No
28	GOM_NL__2PRFIN20090917_033020_000000422082_00333_39465_7151.N1	17-SEP-2009 03:30:20	Bright	42.000	76	27Gam Cas	2.3000	30000.	84	39465	No
29	GOM_NL__2PRFIN20090917_035258_000000632082_00333_39465_7152.N1	17-SEP-2009 03:52:58	Bright	63.000	24	66Alp Gem	1.5800	10200.	126	39465	No
30	GOM_NL__2PRFIN20090917_040147_000000522082_00333_39465_7153.N1	17-SEP-2009 04:01:47	Dark	52.000	8	10Alp CMi	0.40000	6500.0	104	39465	No
31	GOM_NL__2PRFIN20090917_041103_000000672082_00333_39465_7154.N1	17-SEP-2009 04:11:03	Dark	67.000	1	9Alp CMa	-1.4400	11000.	134	39465	No
32	GOM_NL__2PRFIN20090917_041312_000000492082_00333_39465_7155.N1	17-SEP-2009 04:13:12	Dark	49.000	23	21Eps CMa	1.5020	26000.	98	39465	No
33	GOM_NL__2PRFIN20090917_041917_000000512082_00334_39466_7177.N1	17-SEP-2009 04:19:17	Dark	51.000	108	Alp Col	2.6520	15200.	102	39466	No
34	GOM_NL__2PRFIN20090917_043116_000000542082_00334_39466_7178.N1	17-SEP-2009 04:31:16	Dark	53.500	157	The1Eri	2.9060	9300.0	107	39466	No
35	GOM_NL__2PRFIN20090917_044420_000000562082_00334_39466_7179.N1	17-SEP-2009 04:44:20	Twilight	55.500	52	16Bet Cet	2.0370	4500.0	111	39466	No
36	GOM_NL__2PRFIN20090917_045858_000000412082_00334_39466_7180.N1	17-SEP-2009 04:58:58	Bright	40.500	93	53Bet Peg	2.5200	3100.0	81	39466	No
37	GOM_NL__2PRFIN20090917_050055_000000552082_00334_39466_7181.N1	17-SEP-2009 05:00:55	Bright	55.000	58	21Alp And	2.0730	11000.	110	39466	No
38	GOM_NL__2PRFIN20090917_050910_000000412082_00334_39466_7182.N1	17-SEP-2009 05:09:10	Bright	40.500	74	11Bet Cas	2.2680	6600.0	81	39466	No
39	GOM_NL__2PRFIN20090917_051055_000000432082_00334_39466_7183.N1	17-SEP-2009 05:10:55	Bright	43.000	76	27Gam Cas	2.3000	30000.	86	39466	No
40	GOM_NL__2PRFIN20090917_053334_000000462082_00334_39466_7184.N1	17-SEP-2009 05:33:34	Bright	46.000	24	66Alp Gem	1.5800	10200.	92	39466	No
41	GOM_NL__2PRFIN20090917_054223_000000642082_00334_39466_7185.N1	17-SEP-2009 05:42:23	Dark	64.000	8	10Alp CMi	0.40000	6500.0	128	39466	No
42	GOM_NL__2PRFIN20090917_055140_000000602082_00334_39466_7186.N1	17-SEP-2009 05:51:40	Dark	60.000	1	9Alp CMa	-1.4400	11000.	120	39466	No

43	GOM_NL__2PRFIN20090917_055349_000000492082_00334_39466_7187.N1	17-SEP-2009 05:53:49	Dark	48.500	23	21Eps CMa	1.5020	26000.	97	39466	No
44	GOM_NL__2PRFIN20090917_055955_000000532082_00335_39467_7191.N1	17-SEP-2009 05:59:55	Dark	52.500	108	Alp Col	2.6520	15200.	105	39467	No
45	GOM_NL__2PRFIN20090917_061153_000000542082_00335_39467_7192.N1	17-SEP-2009 06:11:53	Dark	54.000	157	The1Eri	2.9060	9300.0	108	39467	No
46	GOM_NL__2PRFIN20090917_062456_000000572082_00335_39467_7193.N1	17-SEP-2009 06:24:56	Tw_i_and_stray	57.000	52	16Bet Cet	2.0370	4500.0	114	39467	No
47	GOM_NL__2PRFIN20090917_063934_000000412082_00335_39467_7194.N1	17-SEP-2009 06:39:34	Bright	41.000	93	53Bet Peg	2.5200	3100.0	82	39467	No
48	GOM_NL__2PRFIN20090917_064131_000000462082_00335_39467_7195.N1	17-SEP-2009 06:41:31	Bright	45.500	58	21Alp And	2.0730	11000.	91	39467	No
49	GOM_NL__2PRFIN20090917_064945_000000412082_00335_39467_7196.N1	17-SEP-2009 06:49:45	Bright	41.000	74	11Bet Cas	2.2680	6600.0	82	39467	No
50	GOM_NL__2PRFIN20090917_065131_000000422082_00335_39467_7197.N1	17-SEP-2009 06:51:31	Bright	41.500	76	27Gam Cas	2.3000	30000.	83	39467	No
51	GOM_NL__2PRFIN20090917_071410_000000452082_00335_39467_7198.N1	17-SEP-2009 07:14:10	Bright	45.000	24	66Alp Gem	1.5800	10200.	90	39467	No
52	GOM_NL__2PRFIN20090917_072300_000000642082_00335_39467_7199.N1	17-SEP-2009 07:23:00	Dark	64.000	8	10Alp CMi	0.40000	6500.0	128	39467	No
53	GOM_NL__2PRFIN20090917_073217_000000612082_00335_39467_7200.N1	17-SEP-2009 07:32:17	Dark	61.000	1	9Alp CMa	-1.4400	11000.	122	39467	No
54	GOM_NL__2PRFIN20090917_073425_000000462082_00335_39467_7201.N1	17-SEP-2009 07:34:25	Dark	45.500	23	21Eps CMa	1.5020	26000.	91	39467	No
55	GOM_NL__2PRFIN20090917_074032_000000512082_00336_39468_7223.N1	17-SEP-2009 07:40:32	Dark	50.500	108	Alp Col	2.6520	15200.	101	39468	No
56	GOM_NL__2PRFIN20090917_075229_000000552082_00336_39468_7224.N1	17-SEP-2009 07:52:29	Dark	54.500	157	The1Eri	2.9060	9300.0	109	39468	No
57	GOM_NL__2PRFIN20090917_080533_000000552082_00336_39468_7225.N1	17-SEP-2009 08:05:33	Tw_i_and_stray	55.000	52	16Bet Cet	2.0370	4500.0	110	39468	No
58	GOM_NL__2PRFIN20090917_081618_000000382082_00336_39468_7226.N1	17-SEP-2009 08:16:18	Bright	37.500	90	54Alp Peg	2.4870	11000.	75	39468	No
59	GOM_NL__2PRFIN20090917_082009_000000422082_00336_39468_7227.N1	17-SEP-2009 08:20:09	Bright	41.500	93	53Bet Peg	2.5200	3100.0	83	39468	No
60	GOM_NL__2PRFIN20090917_082206_000000462082_00336_39468_7228.N1	17-SEP-2009 08:22:06	Bright	46.000	58	21Alp And	2.0730	11000.	92	39468	No
61	GOM_NL__2PRFIN20090917_083021_000000412082_00336_39468_7229.N1	17-SEP-2009 08:30:21	Bright	40.500	74	11Bet Cas	2.2680	6600.0	81	39468	No
62	GOM_NL__2PRFIN20090917_083206_000000442082_00336_39468_7230.N1	17-SEP-2009 08:32:06	Bright	43.500	76	27Gam Cas	2.3000	30000.	87	39468	No
63	GOM_NL__2PRFIN20090917_085447_000000642082_00336_39468_7231.N1	17-SEP-2009 08:54:47	Bright	64.000	24	66Alp Gem	1.5800	10200.	128	39468	No
64	GOM_NL__2PRFIN20090917_090336_000000572082_00336_39468_7232.N1	17-SEP-2009 09:03:36	Dark	57.000	8	10Alp CMi	0.40000	6500.0	114	39468	No
65	GOM_NL__2PRFIN20090917_091254_000000672082_00336_39468_7233.N1	17-SEP-2009 09:12:54	Dark	67.000	1	9Alp CMa	-1.4400	11000.	134	39468	No
66	GOM_NL__2PRFIN20090917_091502_000000502082_00336_39468_7234.N1	17-SEP-2009 09:15:02	Dark	49.500	23	21Eps CMa	1.5020	26000.	99	39468	No
67	GOM_NL__2PRFIN20090917_092109_000000532082_00337_39469_7237.N1	17-SEP-2009 09:21:09	Dark	53.000	108	Alp Col	2.6520	15200.	106	39469	No
68	GOM_NL__2PRFIN20090917_093306_000000542082_00337_39469_7238.N1	17-SEP-2009 09:33:06	Dark	53.500	157	The1Eri	2.9060	9300.0	107	39469	No
69	GOM_NL__2PRFIN20090917_094609_000000542082_00337_39469_7239.N1	17-SEP-2009 09:46:09	Tw_i_and_stray	54.000	52	16Bet Cet	2.0370	4500.0	108	39469	No
70	GOM_NL__2PRFIN20090917_095654_000000392082_00337_39469_7240.N1	17-SEP-2009 09:56:54	Bright	39.000	90	54Alp Peg	2.4870	11000.	78	39469	No
71	GOM_NL__2PRFIN20090917_100045_000000412082_00337_39469_7241.N1	17-SEP-2009 10:00:45	Bright	40.500	93	53Bet Peg	2.5200	3100.0	81	39469	No
72	GOM_NL__2PRFIN20090917_100241_000000452082_00337_39469_7242.N1	17-SEP-2009 10:02:41	Bright	44.500	58	21Alp And	2.0730	11000.	89	39469	No
73	GOM_NL__2PRFIN20090917_101056_000000412082_00337_39469_7243.N1	17-SEP-2009 10:10:56	Bright	40.500	74	11Bet Cas	2.2680	6600.0	81	39469	No
74	GOM_NL__2PRFIN20090917_101242_000000432082_00337_39469_7244.N1	17-SEP-2009 10:12:42	Bright	42.500	76	27Gam Cas	2.3000	30000.	85	39469	No
75	GOM_NL__2PRFIN20090917_103523_000000462082_00337_39469_7245.N1	17-SEP-2009 10:35:23	Bright	46.000	24	66Alp Gem	1.5800	10200.	92	39469	No
76	GOM_NL__2PRFIN20090917_104413_000000632082_00337_39469_7246.N1	17-SEP-2009 10:44:13	Dark	62.500	8	10Alp CMi	0.40000	6500.0	125	39469	No
77	GOM_NL__2PRFIN20090917_105331_000000592082_00337_39469_7247.N1	17-SEP-2009 10:53:31	Dark	59.000	1	9Alp CMa	-1.4400	11000.	118	39469	No
78	GOM_NL__2PRFIN20090917_105539_000000492082_00337_39469_7248.N1	17-SEP-2009 10:55:39	Dark	48.500	23	21Eps CMa	1.5020	26000.	97	39469	No
79	GOM_NL__2PRFIN20090917_110146_000000532082_00338_39470_7251.N1	17-SEP-2009 11:01:46	Dark	52.500	108	Alp Col	2.6520	15200.	105	39470	No
80	GOM_NL__2PRFIN20090917_111343_000000562082_00338_39470_7252.N1	17-SEP-2009 11:13:43	Dark	55.500	157	The1Eri	2.9060	9300.0	111	39470	No
81	GOM_NL__2PRFIN20090917_112644_000000562082_00338_39470_7253.N1	17-SEP-2009 11:26:44	Tw_i_and_stray	55.500	52	16Bet Cet	2.0370	4500.0	111	39470	No
82	GOM_NL__2PRFIN20090917_113730_000000472082_00338_39470_7254.N1	17-SEP-2009 11:37:30	Bright	46.500	90	54Alp Peg	2.4870	11000.	93	39470	No
83	GOM_NL__2PRFIN20090917_114120_000000412082_00338_39470_7255.N1	17-SEP-2009 11:41:20	Bright	41.000	93	53Bet Peg	2.5200	3100.0	82	39470	No
84	GOM_NL__2PRFIN20090917_114316_000000472082_00338_39470_7256.N1	17-SEP-2009 11:43:16	Bright	46.500	58	21Alp And	2.0730	11000.	93	39470	No
85	GOM_NL__2PRFIN20090917_115132_000000422082_00338_39470_7257.N1	17-SEP-2009 11:51:32	Bright	41.500	74	11Bet Cas	2.2680	6600.0	83	39470	No
86	GOM_NL__2PRFIN20090917_115317_000000432082_00338_39470_7258.N1	17-SEP-2009 11:53:17	Bright	42.500	76	27Gam Cas	2.3000	30000.	85	39470	No
87	GOM_NL__2PRFIN20090917_121559_000000472082_00338_39470_7259.N1	17-SEP-2009 12:15:59	Bright	46.500	24	66Alp Gem	1.5800	10200.	93	39470	No
88	GOM_NL__2PRFIN20090917_122449_000000572082_00338_39470_7260.N1	17-SEP-2009 12:24:49	Dark	56.500	8	10Alp CMi	0.40000	6500.0	113	39470	No
89	GOM_NL__2PRFIN20090917_123408_000000672082_00338_39470_7261.N1	17-SEP-2009 12:34:08	Dark	67.000	1	9Alp CMa	-1.4400	11000.	134	39470	No
90	GOM_NL__2PRFIN20090917_123616_000000502082_00338_39470_7262.N1	17-SEP-2009 12:36:16	Dark	49.500	23	21Eps CMa	1.5020	26000.	99	39470	No
91	GOM_NL__2PRFIN20090917_124223_000000522082_00339_39471_7265.N1	17-SEP-2009 12:42:23	Dark	51.500	108	Alp Col	2.6520	15200.	103	39471	No
92	GOM_NL__2PRFIN20090917_125420_000000542082_00339_39471_7266.N1	17-SEP-2009 12:54:20	Dark	54.000	157	The1Eri	2.9060	9300.0	108	39471	No
93	GOM_NL__2PRFIN20090917_130721_000000572082_00339_39471_7267.N1	17-SEP-2009 13:07:21	Tw_i_and_stray	56.500	52	16Bet Cet	2.0370	4500.0	113	39471	No
94	GOM_NL__2PRFIN20090917_131806_000000392082_00339_39471_7268.N1	17-SEP-2009 13:18:06	Bright	38.500	90	54Alp Peg	2.4870	11000.	77	39471	No
95	GOM_NL__2PRFIN20090917_132156_000000412082_00339_39471_7269.N1	17-SEP-2009 13:21:56	Bright	40.500	93	53Bet Peg	2.5200	3100.0	81	39471	No
96	GOM_NL__2PRFIN20090917_132351_000000462082_00339_39471_7270.N1	17-SEP-2009 13:23:51	Bright	46.000	58	21Alp And	2.0730	11000.	92	39471	No
97	GOM_NL__2PRFIN20090917_133207_000000412082_00339_39471_7271.N1	17-SEP-2009 13:32:07	Bright	40.500	74	11Bet Cas	2.2680	6600.0	81	39471	No
98	GOM_NL__2PRFIN20090917_133352_000000432082_00339_39471_7272.N1	17-SEP-2009 13:33:52	Bright	42.500	76	27Gam Cas	2.3000	30000.	85	39471	No
99	GOM_NL__2PRFIN20090917_135635_000000642082_00339_39471_7273.N1	17-SEP-2009 13:56:35	Bright	64.000	24	66Alp Gem	1.5800	10200.	128	39471	No
100	GOM_NL__2PRFIN20090917_140526_000000642082_00339_39471_7274.N1	17-SEP-2009 14:05:26	Dark	63.500	8	10Alp CMi	0.40000	6500.0	127	39471	No
101	GOM_NL__2PRFIN20090917_141445_000000612082_00339_39471_7275.N1	17-SEP-2009 14:14:45	Dark	60.500	1	9Alp CMa	-1.4400	11000.	121	39471	No

102	GOM_NL__2PRFIN20090917_141652_000000512082_00339_39471_7276.N1	17-SEP-2009 14:16:52	Dark	51.000	23	21Eps CMa	1.5020	26000.	102	39471	No
103	GOM_NL__2PRFIN20090917_142300_000000532082_00340_39472_7279.N1	17-SEP-2009 14:23:00	Dark	52.500	108	Alp Col	2.6520	15200.	105	39472	No
104	GOM_NL__2PRFIN20090917_143457_000000532082_00340_39472_7280.N1	17-SEP-2009 14:34:57	Dark	53.000	157	The1Eri	2.9060	9300.0	106	39472	No
105	GOM_NL__2PRFIN20090917_144757_000000552082_00340_39472_7281.N1	17-SEP-2009 14:47:57	Tw_i_and_stray	55.000	52	16Bet Cet	2.0370	4500.0	110	39472	No
106	GOM_NL__2PRFIN20090917_145841_000000382082_00340_39472_7282.N1	17-SEP-2009 14:58:41	Bright	38.000	90	54Alp Peg	2.4870	11000.	76	39472	No
107	GOM_NL__2PRFIN20090917_150232_000000392082_00340_39472_7283.N1	17-SEP-2009 15:02:32	Bright	38.500	93	53Bet Peg	2.5200	3100.0	77	39472	No
108	GOM_NL__2PRFIN20090917_150427_000000462082_00340_39472_7284.N1	17-SEP-2009 15:04:27	Bright	45.500	58	21Alp And	2.0730	11000.	91	39472	No
109	GOM_NL__2PRFIN20090917_151243_000000402082_00340_39472_7285.N1	17-SEP-2009 15:12:43	Bright	40.000	74	11Bet Cas	2.2680	6600.0	80	39472	No
110	GOM_NL__2PRFIN20090917_151428_000000432082_00340_39472_7286.N1	17-SEP-2009 15:14:28	Bright	43.000	76	27Gam Cas	2.3000	30000.	86	39472	No
111	GOM_NL__2PRFIN20090917_153711_000000642082_00340_39472_7287.N1	17-SEP-2009 15:37:11	Bright	64.000	24	66Alp Gem	1.5800	10200.	128	39472	No
112	GOM_NL__2PRFIN20090917_154602_000000612082_00340_39472_7288.N1	17-SEP-2009 15:46:02	Dark	60.500	8	10Alp CMi	0.40000	6500.0	121	39472	No
113	GOM_NL__2PRFIN20090917_155522_000000622082_00340_39472_7289.N1	17-SEP-2009 15:55:22	Dark	61.500	1	9Alp CMa	-1.4400	11000.	123	39472	No
114	GOM_NL__2PRFIN20090917_155730_000000512082_00340_39472_7290.N1	17-SEP-2009 15:57:30	Dark	50.500	23	21Eps CMa	1.5020	26000.	101	39472	No
115	GOM_NL__2PRFIN20090917_160338_000000542082_00341_39473_7296.N1	17-SEP-2009 16:03:38	Dark	53.500	108	Alp Col	2.6520	15200.	107	39473	No
116	GOM_NL__2PRFIN20090917_161534_000000532082_00341_39473_7297.N1	17-SEP-2009 16:15:34	Dark	52.500	157	The1Eri	2.9060	9300.0	105	39473	No
117	GOM_NL__2PRFIN20090917_162833_000000572082_00341_39473_7298.N1	17-SEP-2009 16:28:33	Tw_i_and_stray	57.000	52	16Bet Cet	2.0370	4500.0	114	39473	No
118	GOM_NL__2PRFIN20090917_163917_000000392082_00341_39473_7299.N1	17-SEP-2009 16:39:17	Bright	39.000	90	54Alp Peg	2.4870	11000.	78	39473	No
119	GOM_NL__2PRFIN20090917_164308_000000382082_00341_39473_7300.N1	17-SEP-2009 16:43:08	Bright	37.500	93	53Bet Peg	2.5200	3100.0	75	39473	No
120	GOM_NL__2PRFIN20090917_164502_000000682082_00341_39473_7301.N1	17-SEP-2009 16:45:02	Bright	68.000	58	21Alp And	2.0730	11000.	136	39473	No
121	GOM_NL__2PRFIN20090917_165318_000000392082_00341_39473_7302.N1	17-SEP-2009 16:53:18	Bright	38.500	74	11Bet Cas	2.2680	6600.0	77	39473	No
122	GOM_NL__2PRFIN20090917_165503_000000432082_00341_39473_7303.N1	17-SEP-2009 16:55:03	Bright	43.000	76	27Gam Cas	2.3000	30000.	86	39473	No
123	GOM_NL__2PRFIN20090917_171747_000000612082_00341_39473_7304.N1	17-SEP-2009 17:17:47	Bright	60.500	24	66Alp Gem	1.5800	10200.	121	39473	No
124	GOM_NL__2PRFIN20090917_172639_000000562082_00341_39473_7305.N1	17-SEP-2009 17:26:39	Dark	56.000	8	10Alp CMi	0.40000	6500.0	112	39473	No
125	GOM_NL__2PRFIN20090917_173559_000000592082_00341_39473_7306.N1	17-SEP-2009 17:35:59	Dark	59.000	1	9Alp CMa	-1.4400	11000.	118	39473	No
126	GOM_NL__2PRFIN20090917_173806_000000492082_00341_39473_7307.N1	17-SEP-2009 17:38:06	Dark	49.000	23	21Eps CMa	1.5020	26000.	98	39473	No
127	GOM_NL__2PRFIN20090917_174415_000000542082_00342_39474_7310.N1	17-SEP-2009 17:44:15	Dark	54.000	108	Alp Col	2.6520	15200.	108	39474	No
128	GOM_NL__2PRFIN20090917_175611_000000532082_00342_39474_7311.N1	17-SEP-2009 17:56:11	Dark	52.500	157	The1Eri	2.9060	9300.0	105	39474	No
129	GOM_NL__2PRFIN20090917_180909_000000562082_00342_39474_7312.N1	17-SEP-2009 18:09:09	Tw_i_and_stray	56.000	52	16Bet Cet	2.0370	4500.0	112	39474	No
130	GOM_NL__2PRFIN20090917_181953_000000392082_00342_39474_7313.N1	17-SEP-2009 18:19:53	Bright	38.500	90	54Alp Peg	2.4870	11000.	77	39474	No
131	GOM_NL__2PRFIN20090917_182343_000000392082_00342_39474_7314.N1	17-SEP-2009 18:23:43	Bright	39.000	93	53Bet Peg	2.5200	3100.0	78	39474	No
132	GOM_NL__2PRFIN20090917_182537_000000482082_00342_39474_7315.N1	17-SEP-2009 18:25:37	Bright	47.500	58	21Alp And	2.0730	11000.	95	39474	No
133	GOM_NL__2PRFIN20090917_183354_000000412082_00342_39474_7316.N1	17-SEP-2009 18:33:54	Bright	41.000	74	11Bet Cas	2.2680	6600.0	82	39474	No
134	GOM_NL__2PRFIN20090917_183539_000000422082_00342_39474_7317.N1	17-SEP-2009 18:35:39	Bright	41.500	76	27Gam Cas	2.3000	30000.	83	39474	No
135	GOM_NL__2PRFIN20090917_185823_000000492082_00342_39474_7318.N1	17-SEP-2009 18:58:23	Bright	48.500	24	66Alp Gem	1.5800	10200.	97	39474	No
136	GOM_NL__2PRFIN20090917_190715_000000582082_00342_39474_7319.N1	17-SEP-2009 19:07:15	Dark	57.500	8	10Alp CMi	0.40000	6500.0	115	39474	No
137	GOM_NL__2PRFIN20090917_191637_000000602082_00342_39474_7320.N1	17-SEP-2009 19:16:37	Dark	60.000	1	9Alp CMa	-1.4400	11000.	120	39474	No
138	GOM_NL__2PRFIN20090917_191843_000000512082_00342_39474_7321.N1	17-SEP-2009 19:18:43	Dark	51.000	23	21Eps CMa	1.5020	26000.	102	39474	No
139	GOM_NL__2PRFIN20090917_192452_000000542082_00343_39475_7327.N1	17-SEP-2009 19:24:52	Dark	53.500	108	Alp Col	2.6520	15200.	107	39475	No
140	GOM_NL__2PRFIN20090917_193648_000000532082_00343_39475_7328.N1	17-SEP-2009 19:36:48	Dark	52.500	157	The1Eri	2.9060	9300.0	105	39475	No
141	GOM_NL__2PRFIN20090917_194945_000000542082_00343_39475_7329.N1	17-SEP-2009 19:49:45	Tw_i_and_stray	53.500	52	16Bet Cet	2.0370	4500.0	107	39475	No
142	GOM_NL__2PRFIN20090917_200029_000000392082_00343_39475_7330.N1	17-SEP-2009 20:00:29	Bright	39.000	90	54Alp Peg	2.4870	11000.	78	39475	No
143	GOM_NL__2PRFIN20090917_200419_000000392082_00343_39475_7331.N1	17-SEP-2009 20:04:19	Bright	38.500	93	53Bet Peg	2.5200	3100.0	77	39475	No
144	GOM_NL__2PRFIN20090917_200613_000000452082_00343_39475_7332.N1	17-SEP-2009 20:06:13	Bright	44.500	58	21Alp And	2.0730	11000.	89	39475	No
145	GOM_NL__2PRFIN20090917_201429_000000412082_00343_39475_7333.N1	17-SEP-2009 20:14:29	Bright	41.000	74	11Bet Cas	2.2680	6600.0	82	39475	No
146	GOM_NL__2PRFIN20090917_201614_000000432082_00343_39475_7334.N1	17-SEP-2009 20:16:14	Bright	42.500	76	27Gam Cas	2.3000	30000.	85	39475	No
147	GOM_NL__2PRFIN20090917_203859_000000642082_00343_39475_7335.N1	17-SEP-2009 20:38:59	Bright	63.500	24	66Alp Gem	1.5800	10200.	127	39475	No
148	GOM_NL__2PRFIN20090917_204752_000000592082_00343_39475_7336.N1	17-SEP-2009 20:47:52	Dark	59.000	8	10Alp CMi	0.40000	6500.0	118	39475	No
149	GOM_NL__2PRFIN20090917_205714_000000612082_00343_39475_7337.N1	17-SEP-2009 20:57:14	Dark	60.500	1	9Alp CMa	-1.4400	11000.	121	39475	No
150	GOM_NL__2PRFIN20090917_205920_000000502082_00343_39475_7338.N1	17-SEP-2009 20:59:20	Dark	50.000	23	21Eps CMa	1.5020	26000.	100	39475	No
151	GOM_NL__2PRFIN20090917_210530_000000522082_00344_39476_7363.N1	17-SEP-2009 21:05:30	Dark	52.000	108	Alp Col	2.6520	15200.	104	39476	No
152	GOM_NL__2PRFIN20090917_211725_000000532082_00344_39476_7364.N1	17-SEP-2009 21:17:25	Dark	52.500	157	The1Eri	2.9060	9300.0	105	39476	No
153	GOM_NL__2PRFIN20090917_213021_000000582082_00344_39476_7365.N1	17-SEP-2009 21:30:21	Tw_i_and_stray	57.500	52	16Bet Cet	2.0370	4500.0	115	39476	No
154	GOM_NL__2PRFIN20090917_214105_000000382082_00344_39476_7366.N1	17-SEP-2009 21:41:05	Bright	38.000	90	54Alp Peg	2.4870	11000.	76	39476	No
155	GOM_NL__2PRFIN20090917_214455_000000422082_00344_39476_7367.N1	17-SEP-2009 21:44:55	Bright	41.500	93	53Bet Peg	2.5200	3100.0	83	39476	No
156	GOM_NL__2PRFIN20090917_214648_000000462082_00344_39476_7368.N1	17-SEP-2009 21:46:48	Bright	46.000	58	21Alp And	2.0730	11000.	92	39476	No
157	GOM_NL__2PRFIN20090917_215505_000000412082_00344_39476_7369.N1	17-SEP-2009 21:55:05	Bright	41.000	74	11Bet Cas	2.2680	6600.0	82	39476	No
158	GOM_NL__2PRFIN20090917_215649_000000432082_00344_39476_7370.N1	17-SEP-2009 21:56:49	Bright	42.500	76	27Gam Cas	2.3000	30000.	85	39476	No
159	GOM_NL__2PRFIN20090917_221935_000000562082_00344_39476_7371.N1	17-SEP-2009 22:19:35	Bright	55.500	24	66Alp Gem	1.5800	10200.	111	39476	No
160	GOM_NL__2PRFIN20090917_222828_000000582082_00344_39476_7372.N1	17-SEP-2009 22:28:28	Dark	58.000	8	10Alp CMi	0.40000	6500.0	116	39476	No

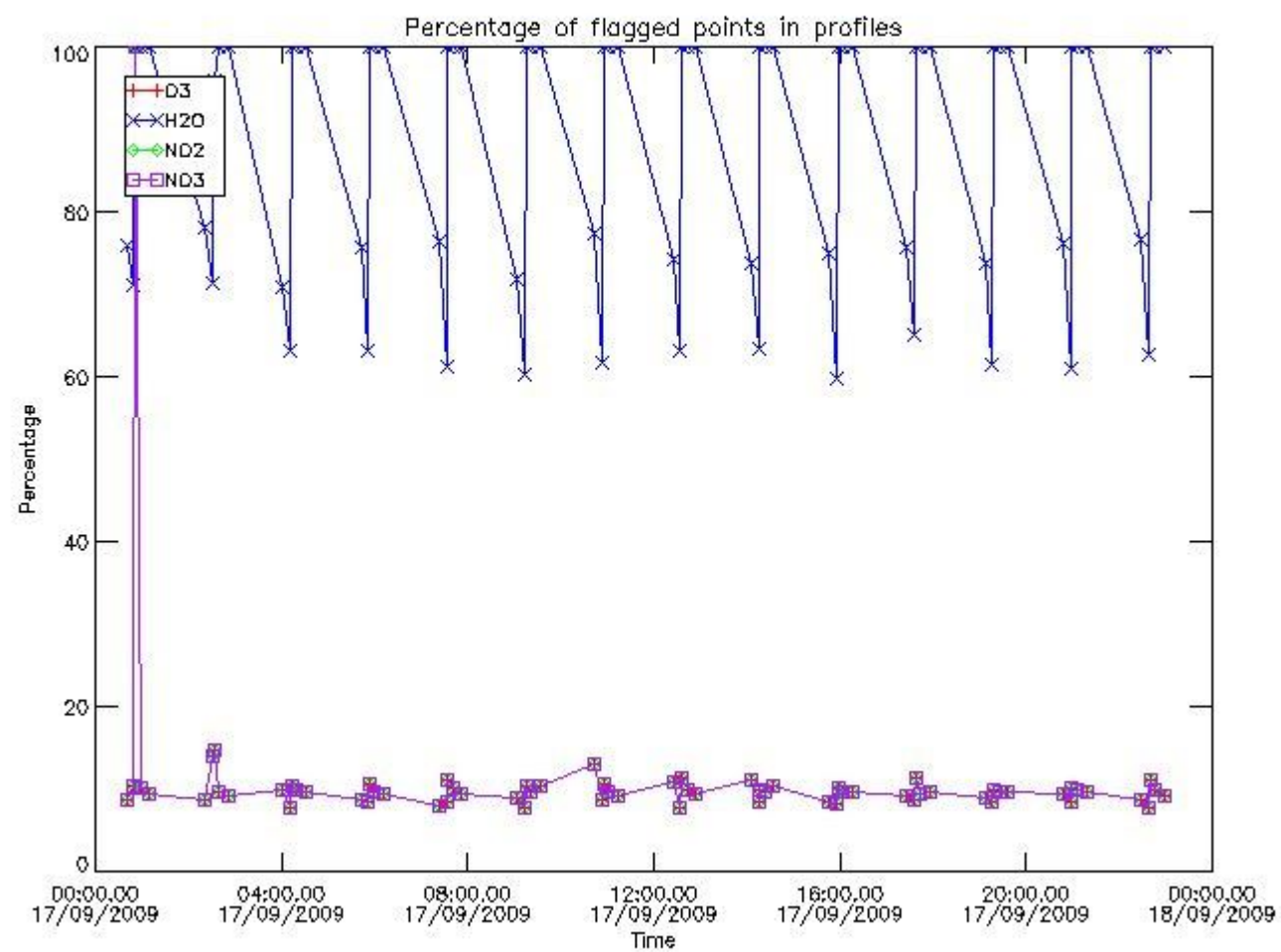


161	GOM_NL__2PRFIN20090917_223751_000000662082_00344_39476_7373.N1	17-SEP-2009 22:37:51	Dark	66.000	1	9Alp CMa	-1.4400	11000.	132	39476	No
162	GOM_NL__2PRFIN20090917_223956_000000512082_00344_39476_7374.N1	17-SEP-2009 22:39:56	Dark	51.000	23	21Eps CMa	1.5020	26000.	102	39476	No
163	GOM_NL__2PRFIN20090917_224607_000000522082_00345_39477_7381.N1	17-SEP-2009 22:46:07	Dark	52.000	108	Alp Col	2.6520	15200.	104	39477	No
164	GOM_NL__2PRFIN20090917_225801_000000552082_00345_39477_7382.N1	17-SEP-2009 22:58:01	Dark	55.000	157	The1Eri	2.9060	9300.0	110	39477	No
165	GOM_NL__2PRFIN20090917_231057_000000572082_00345_39477_7383.N1	17-SEP-2009 23:10:57	Twilight	56.500	52	16Bet Cet	2.0370	4500.0	113	39477	No
166	GOM_NL__2PRFIN20090917_232140_000000392082_00345_39477_7384.N1	17-SEP-2009 23:21:40	Bright	38.500	90	54Alp Peg	2.4870	11000.	77	39477	No
167	GOM_NL__2PRFIN20090917_232530_000000412082_00345_39477_7385.N1	17-SEP-2009 23:25:30	Bright	40.500	93	53Bet Peg	2.5200	3100.0	81	39477	No
168	GOM_NL__2PRFIN20090917_232723_000000462082_00345_39477_7386.N1	17-SEP-2009 23:27:23	Bright	46.000	58	21Alp And	2.0730	11000.	92	39477	No
169	GOM_NL__2PRFIN20090917_233540_000000422082_00345_39477_7387.N1	17-SEP-2009 23:35:40	Bright	42.000	74	11Bet Cas	2.2680	6600.0	84	39477	No
170	GOM_NL__2PRFIN20090917_233725_000000392082_00345_39477_7388.N1	17-SEP-2009 23:37:25	Bright	39.000	76	27Gam Cas	2.3000	30000.	78	39477	No

### 3. Quality information per product

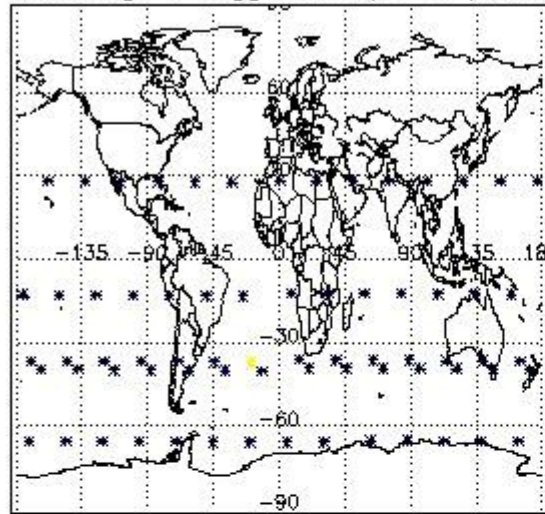
In this section it is plotted some information contained in the Quality Summary data set of the level 2 products. Only products in dark limb conditions and without errors (error flag in the MPH set to "0") are used.

#### 3.1 Plot quality information per product (time dependant)

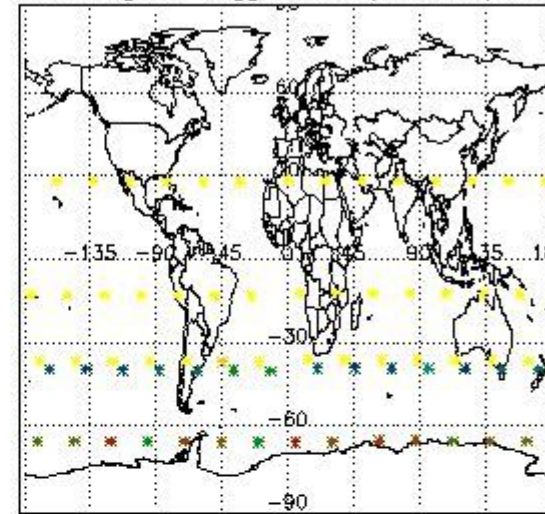


#### 3.2 Plot quality information per product (world map)

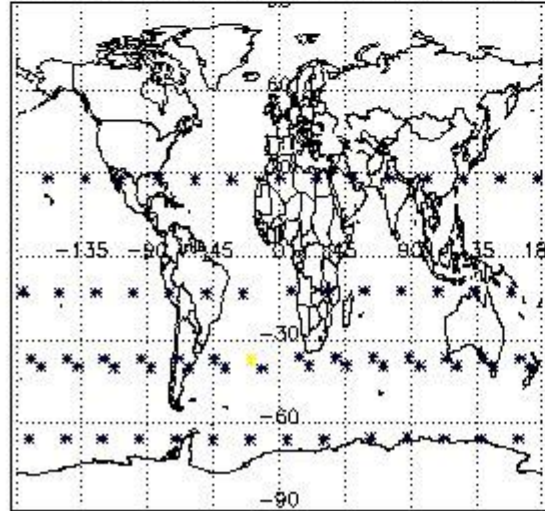
Percentage of flagged data per O3 profile



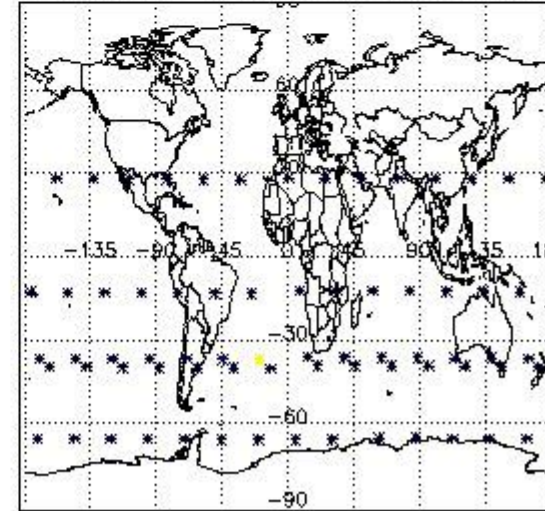
Percentage of flagged data per H2O profile



Percentage of flagged data per NO2 profile



Percentage of flagged data per NO3 profile

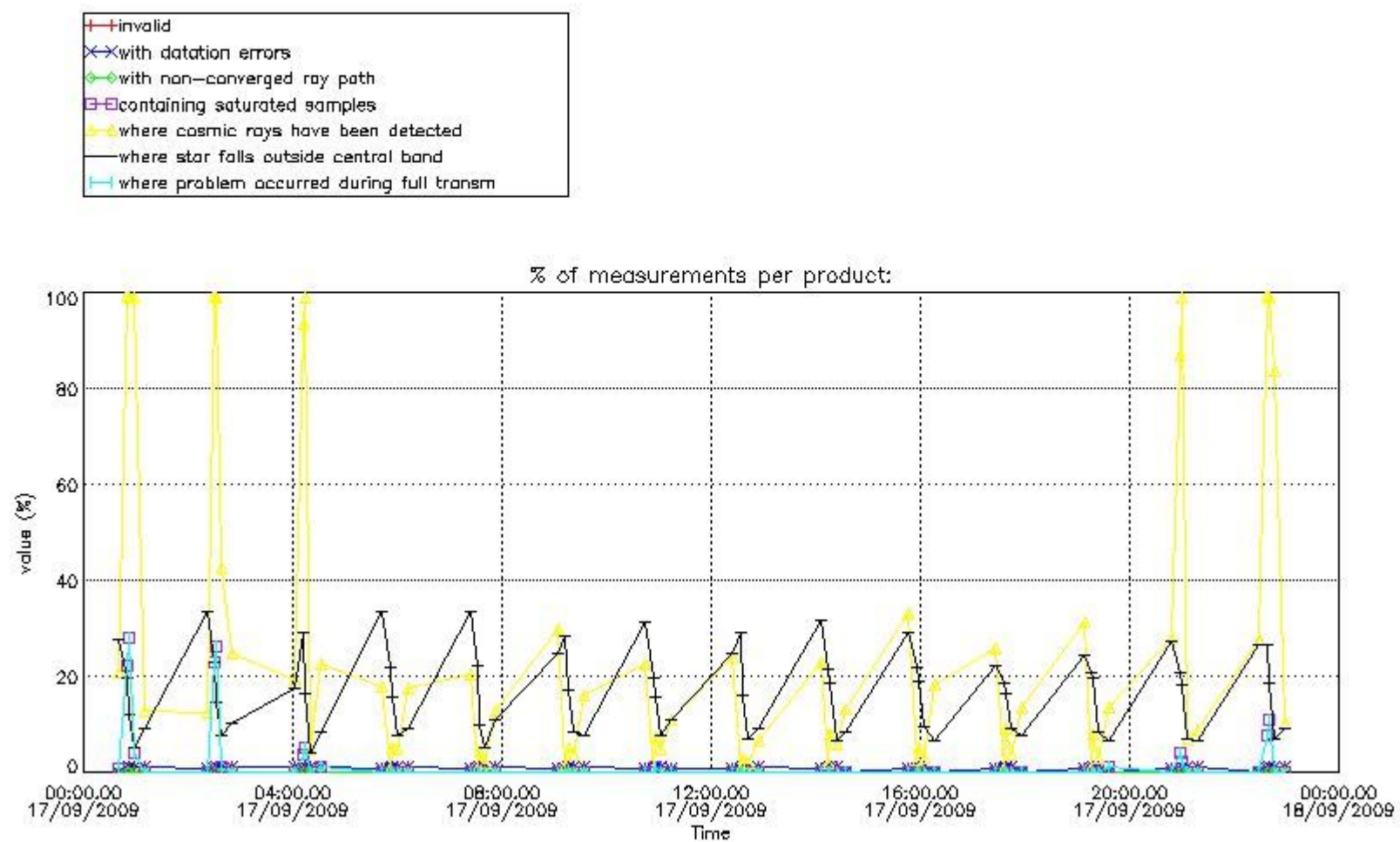


#### 4. Level 1 quality information per product

In this section it is plotted some information contained in the Quality Summary data set of the level 2 products that comes from the level 1b processing. Products without errors (error flag in the MPH set to "0") are used.

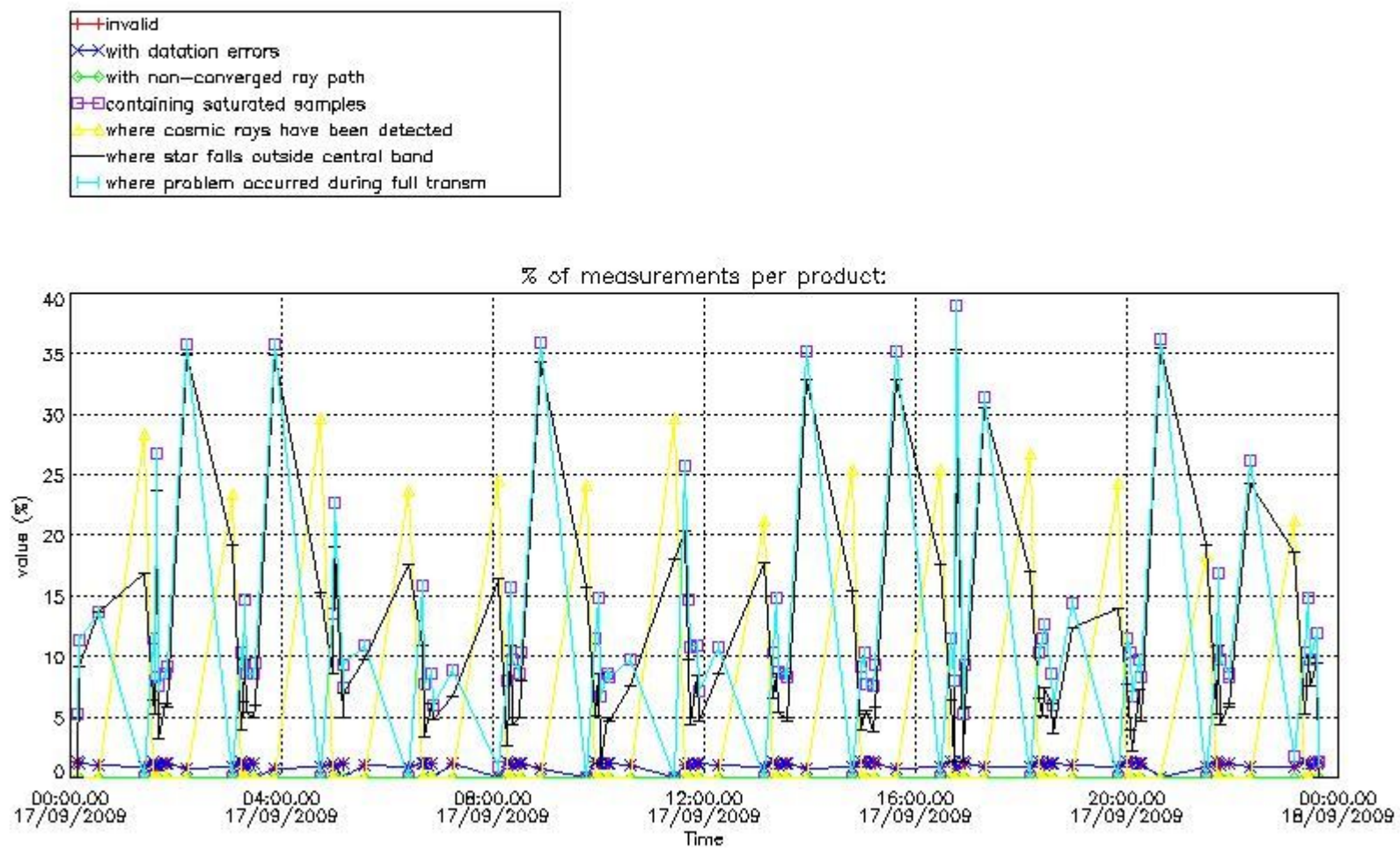
##### 4.1 Plot quality information per product (time dependant) coming from level 1b processing

##### 4.1.1 Plot level 1 quality information per product (time dependant): ENVISAT ASCENDING passes



4.1.2 Plot level 1 quality information per product (time dependant): ENVI SAT DESCENDING passes

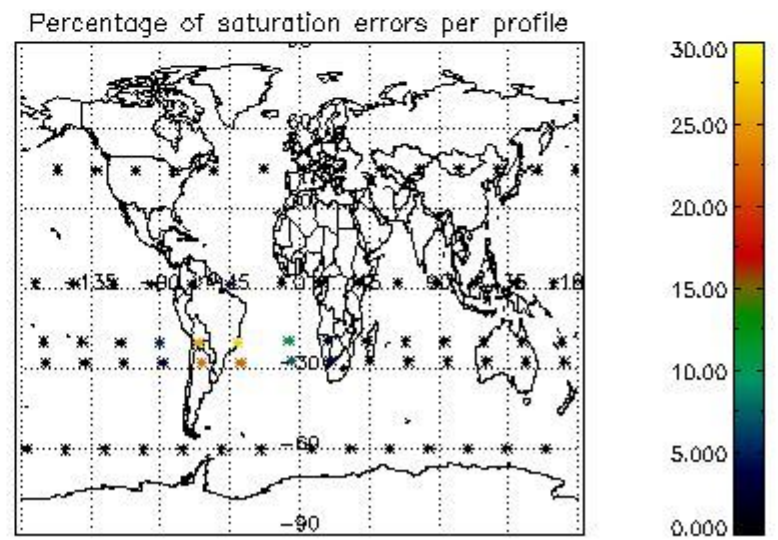
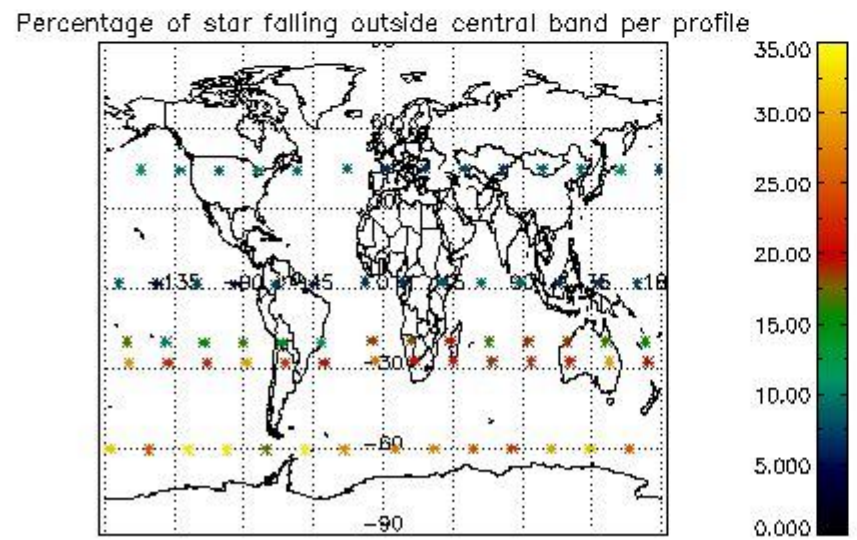
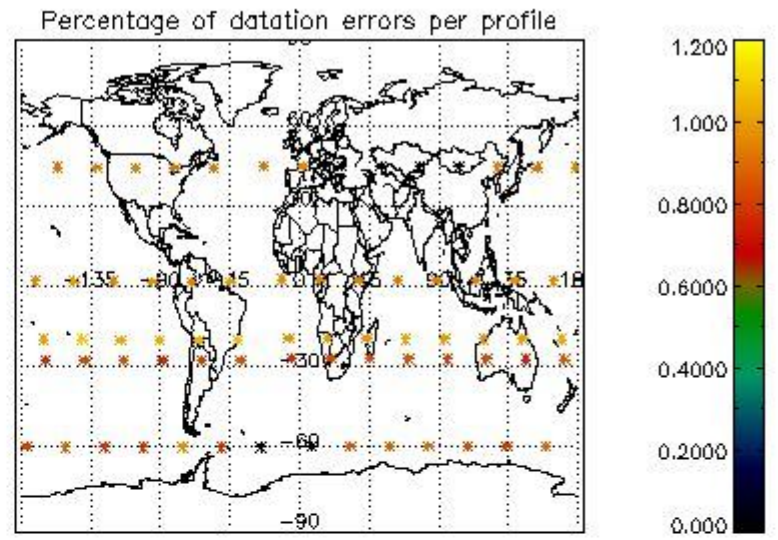
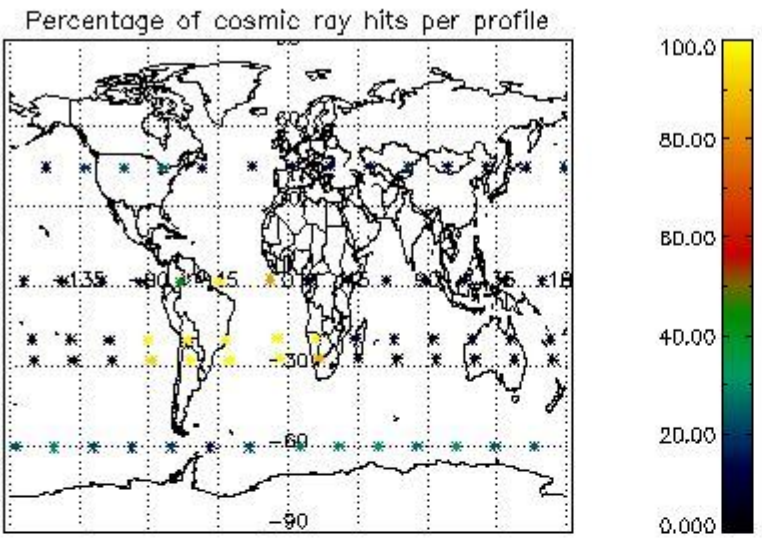




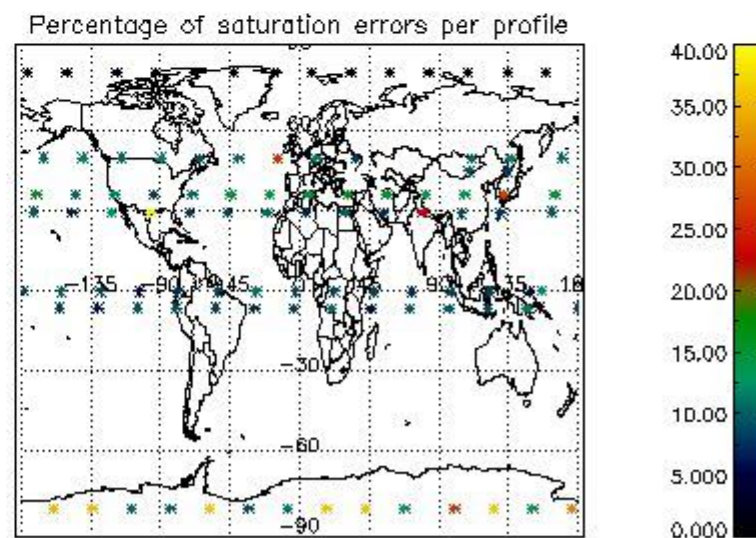
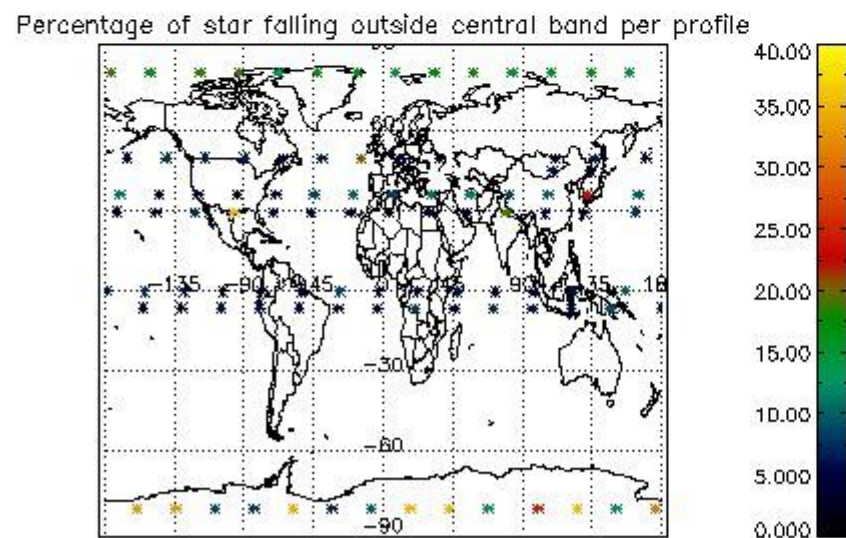
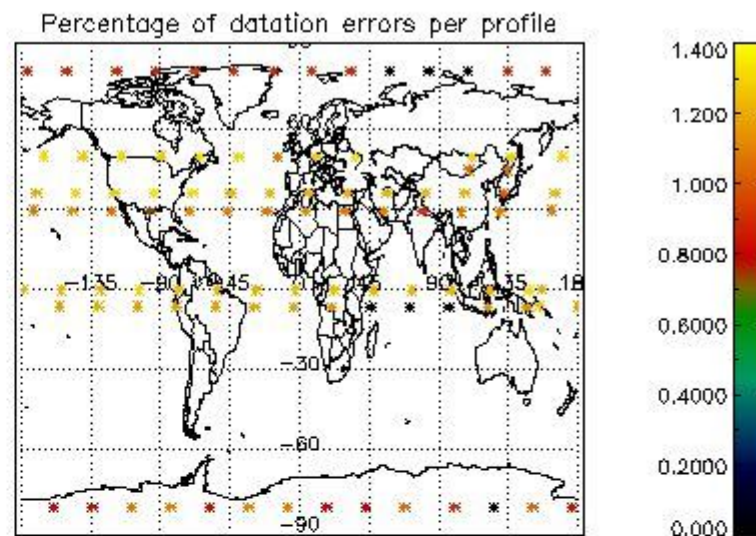
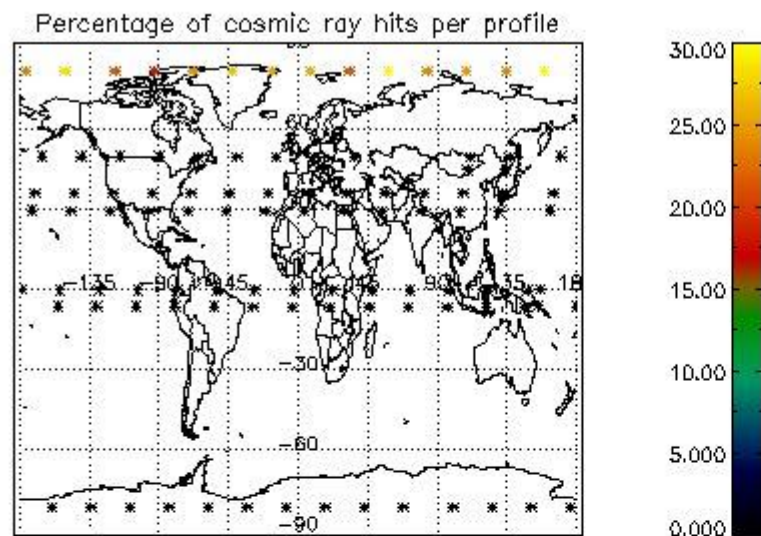
4.2 Plot quality information per product coming from level 1b processing (world map)

4.2.1 Plot level 1 quality information per product (world map): ENVISAT ASCENDING passes





4.2.2 Plot level 1 quality information per product (world map): ENVISAT DESCENDING passes



## 5. Trace gas profiles

### 5.1 Ozone statistics based on quality of products

The final quality of the products can be "measured" using the STD (Standard Deviation) attached to every point profile. This information is written to the parameter GOM\_NL\_\_2P/NL\_LOCAL\_SPECIES\_DENSITY/o3\_std of the level 2 products. The table below shows the statistics for given STD ranges.

The statistics are given with respect to the overall valid production:

- Products without fatal errors: GOM\_NL\_\_2P/MPH/PRODUCT\_ERR=0
- Valid point profile: GOM\_NL\_\_2P/NL\_LOCAL\_SPECIES\_DENSITY/pcd(0)=0

The 'Criteria' is applied to valid points of dark limb products:

- Products in dark limb illumination condition: GOM\_NL\_\_2P/NL\_SUMMARY\_QUALITY/obs\_ill\_cond=0
- Products without fatal errors: GOM\_NL\_\_2P/MPH/PRODUCT\_ERR=0
- Valid point profile: GOM\_NL\_\_2P/NL\_LOCAL\_SPECIES\_DENSITY/pcd(0)=0

So, the table below shows the percentage of dark limb and valid observations for each criteria with respect to the overall valid daily observations.

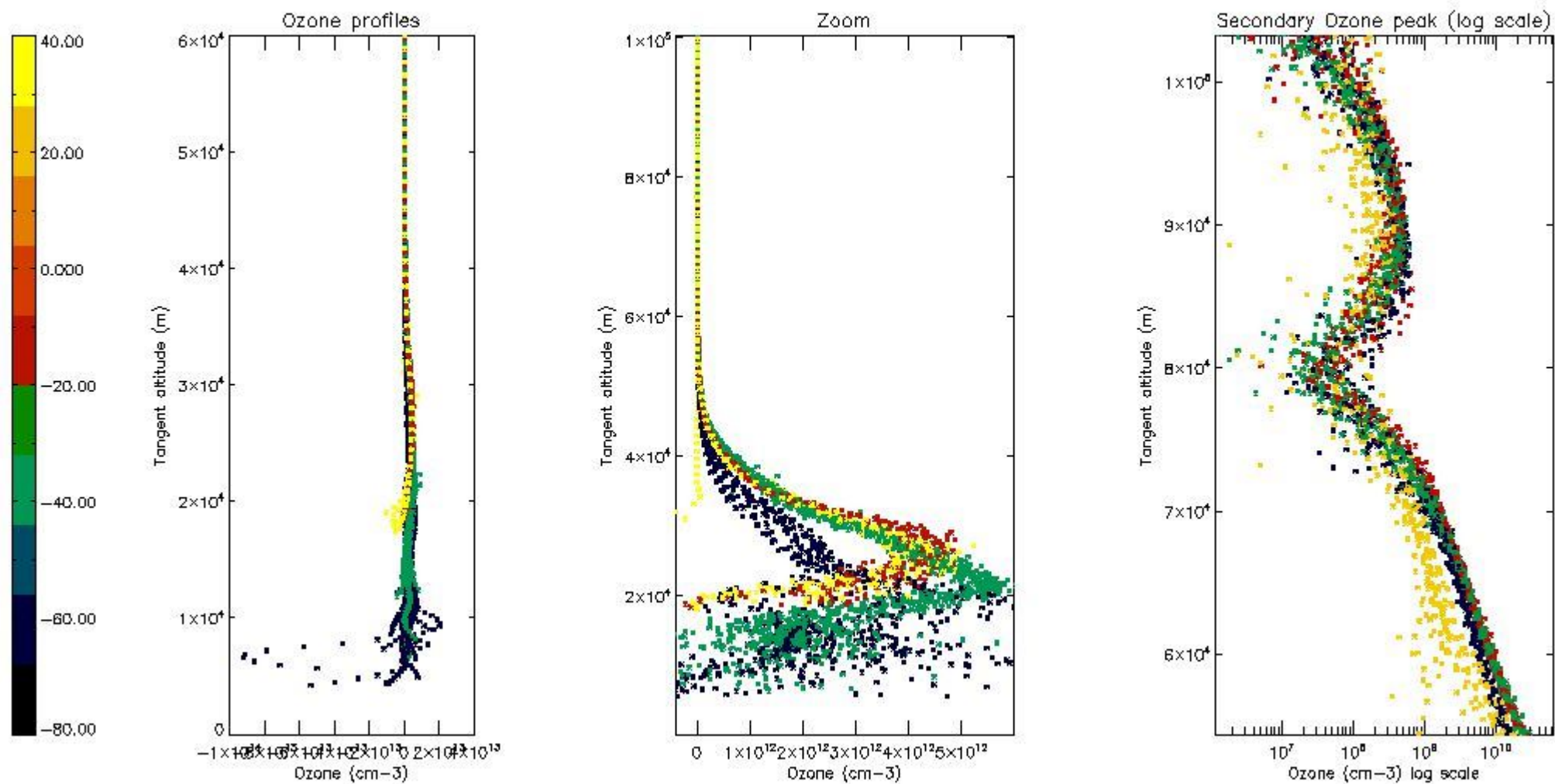
Criteria	% of total production
All STD	47
STD < 20	29



STD < 10	24
STD < 5	18

5.2 Plot ozone profiles for all STD (dark without errors)

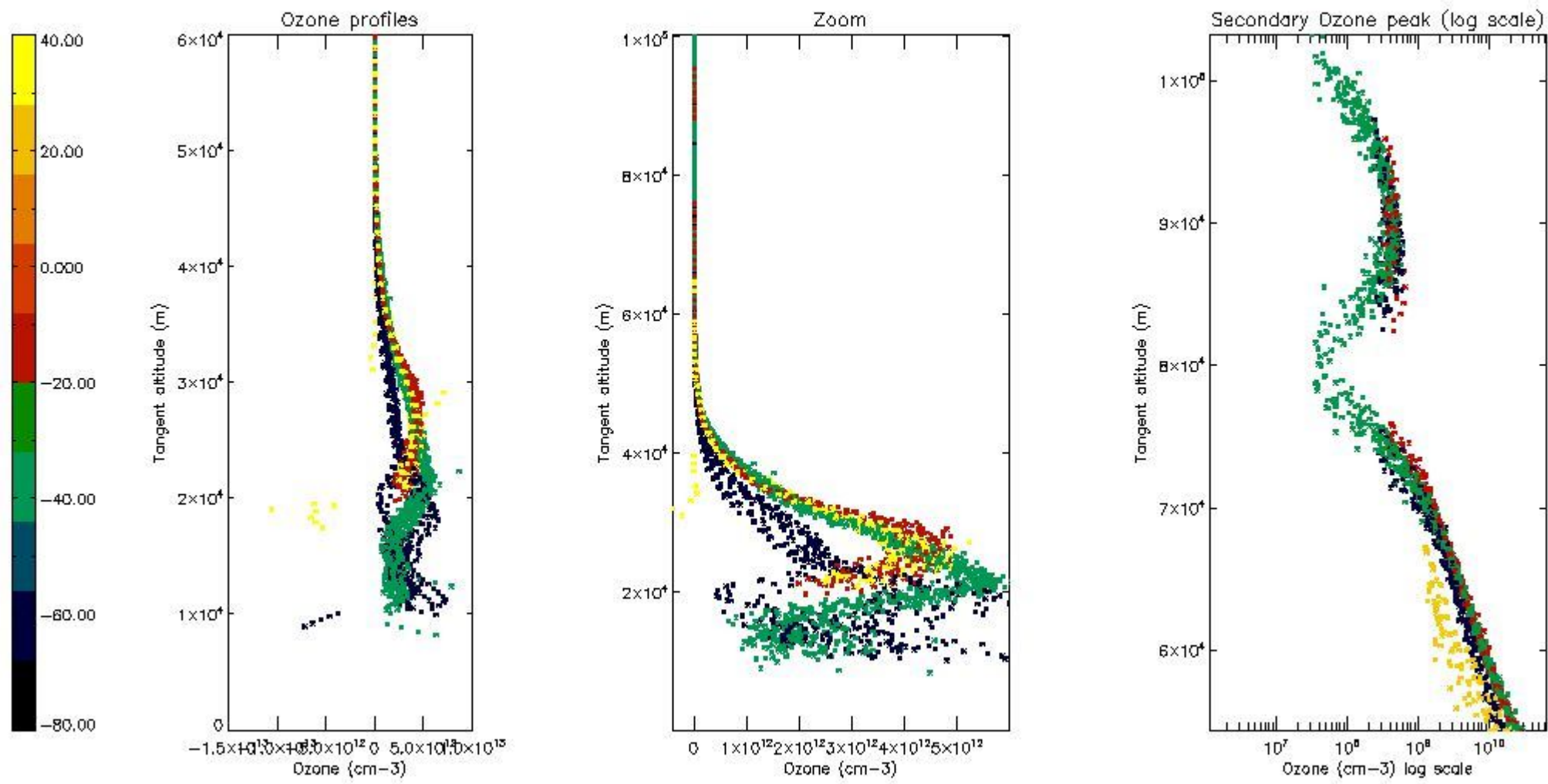
The colorbar represents the latitude.



5.3 Plot ozone profiles where STD < 20% (dark without errors)

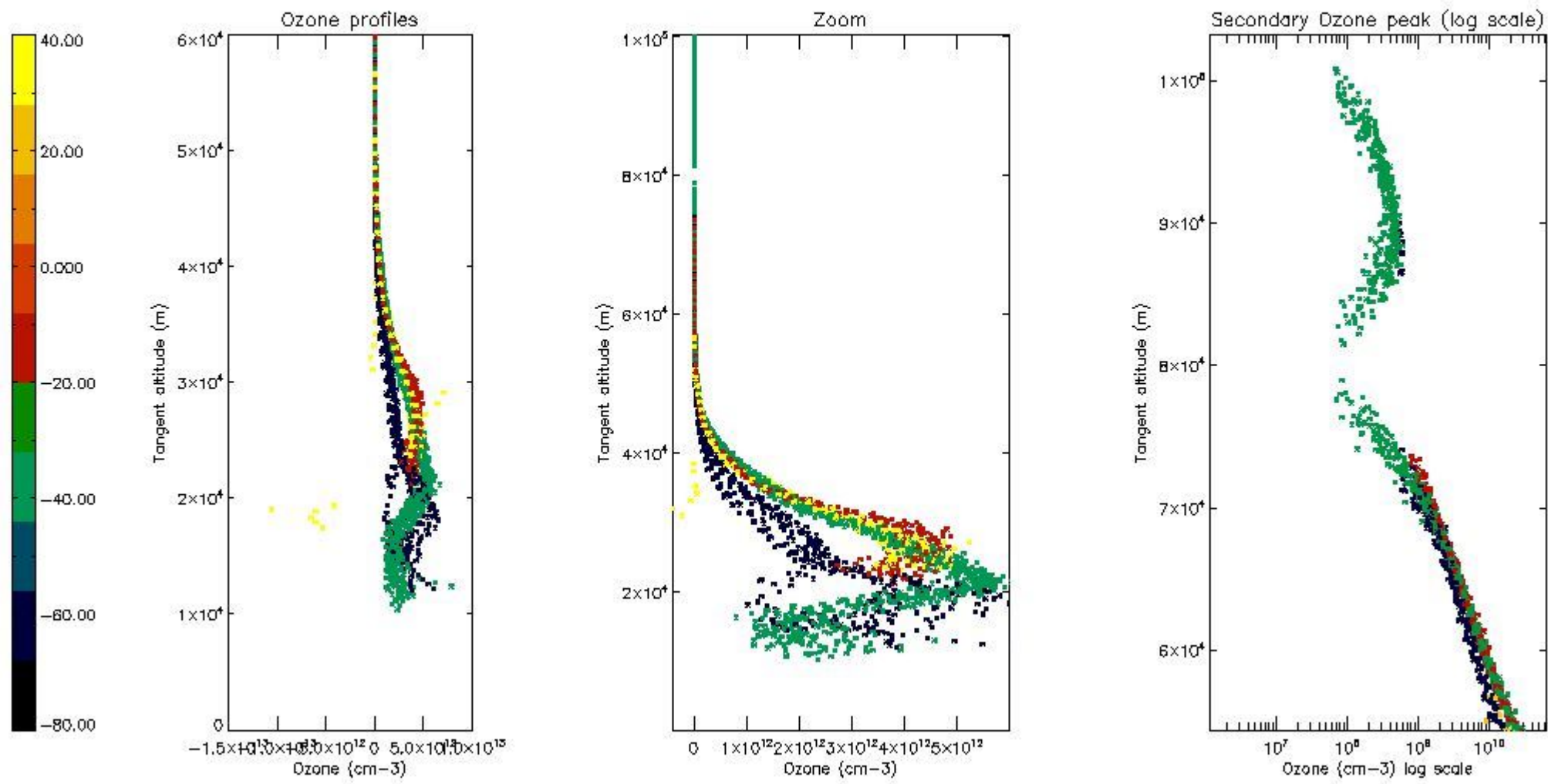
The colorbar represents the latitude.





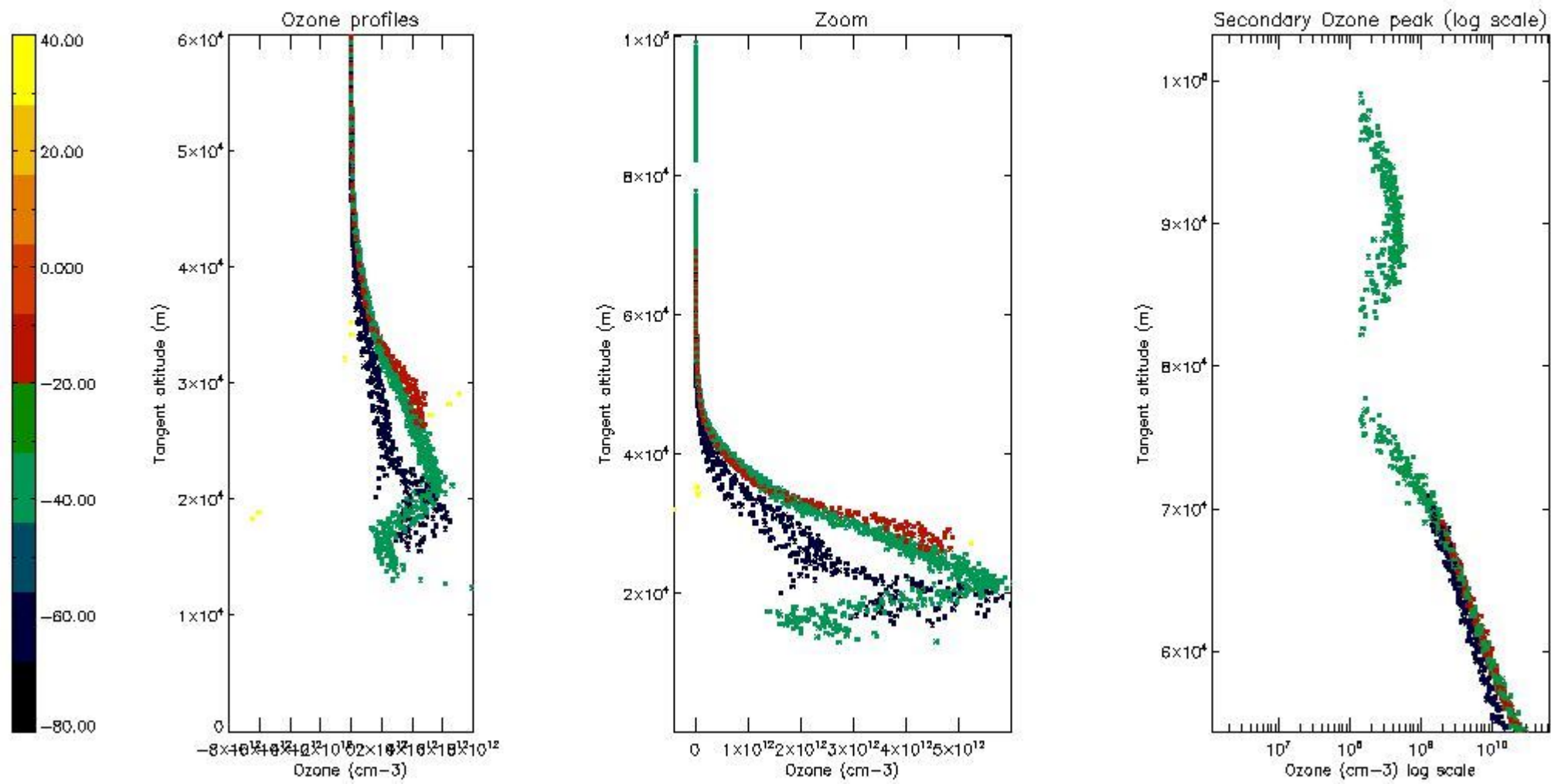
*5.4 Plot ozone profiles where STD < 10% (dark without errors)*

The colorbar represents the latitude.



*5.5 Plot ozone profiles where  $STD < 5\%$  (dark without errors)*

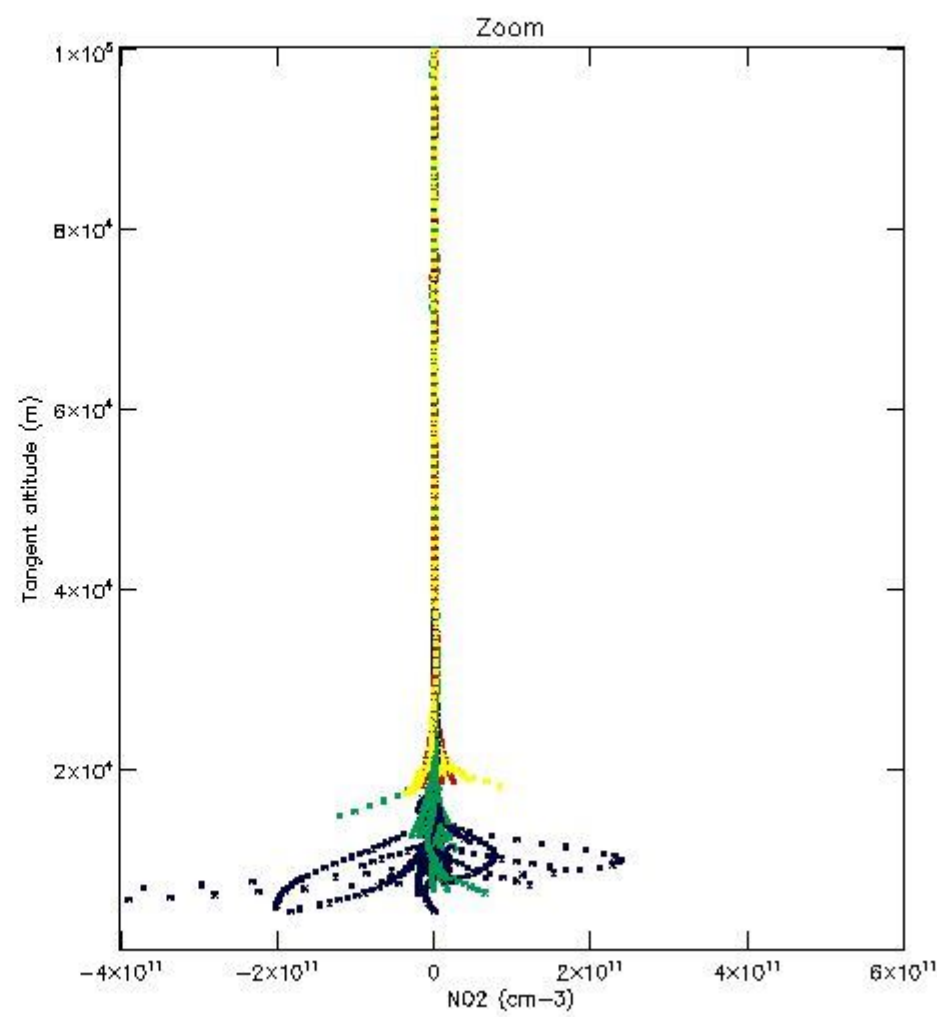
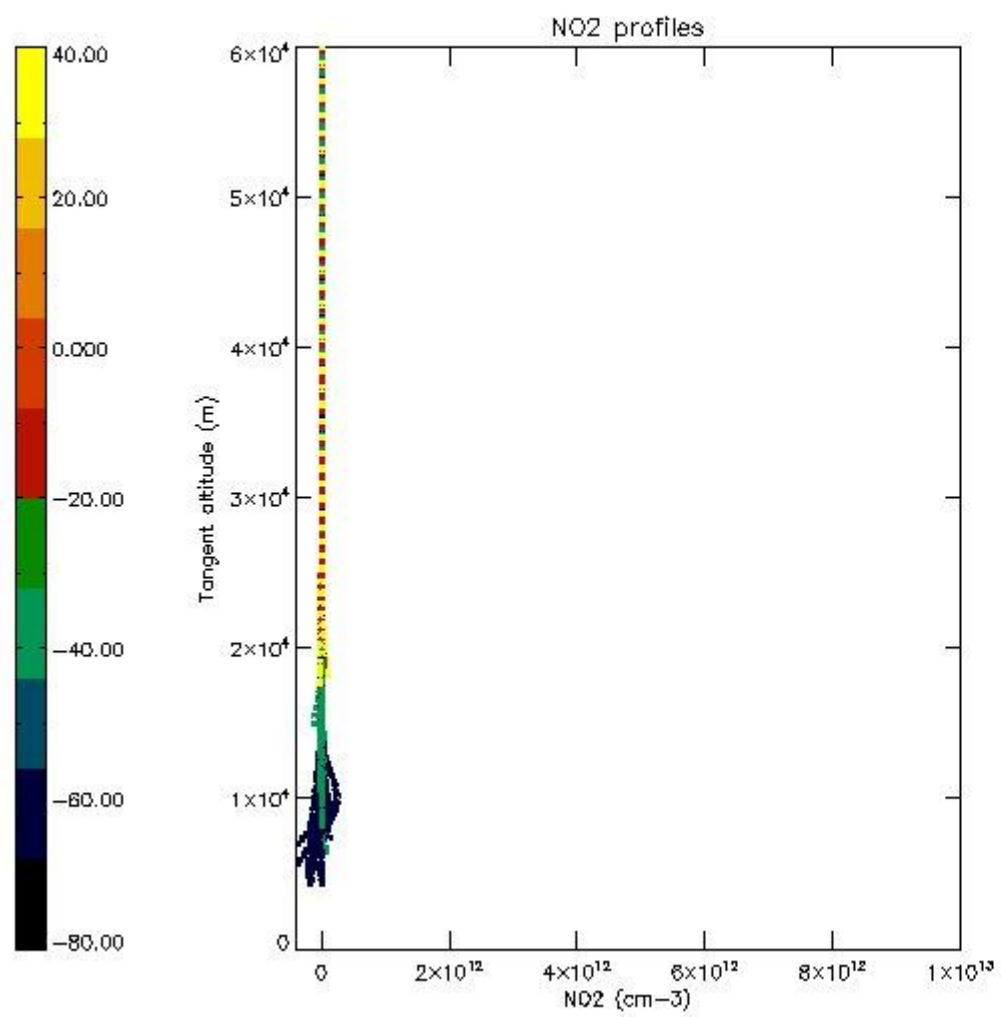
The colorbar represents the latitude.



*5.6 Plot NO<sub>2</sub> profiles for all STD (dark without errors)*

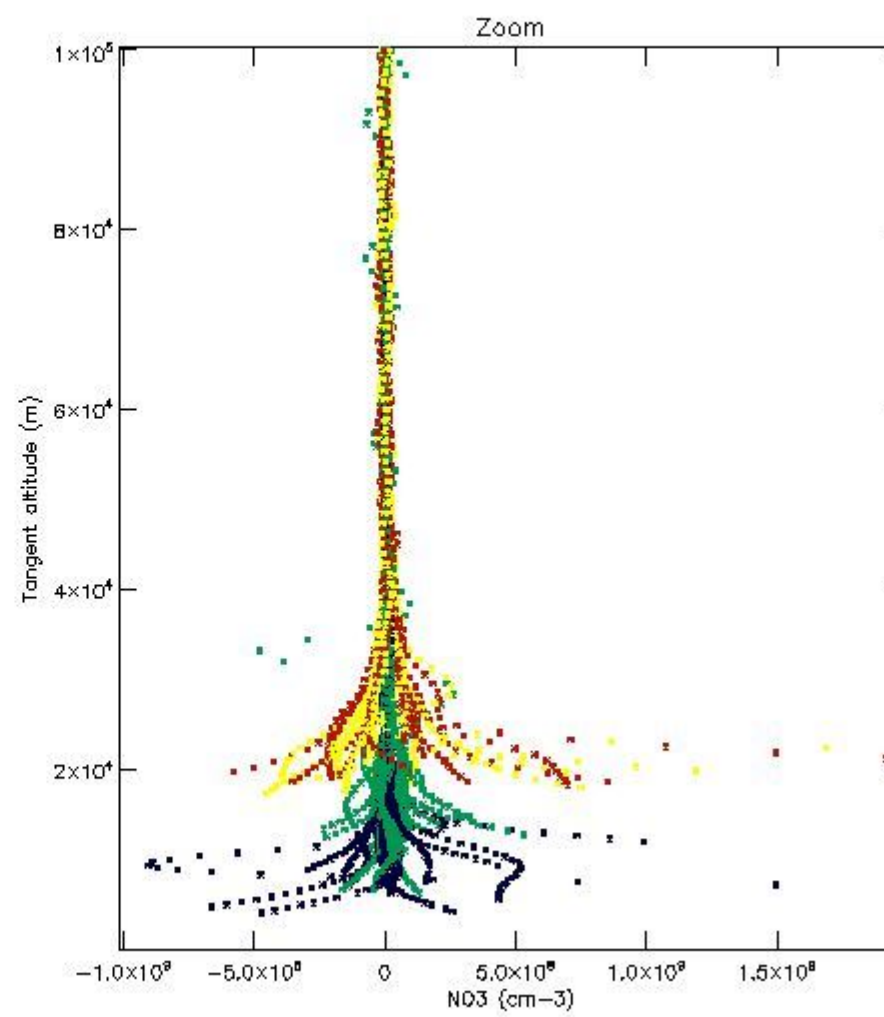
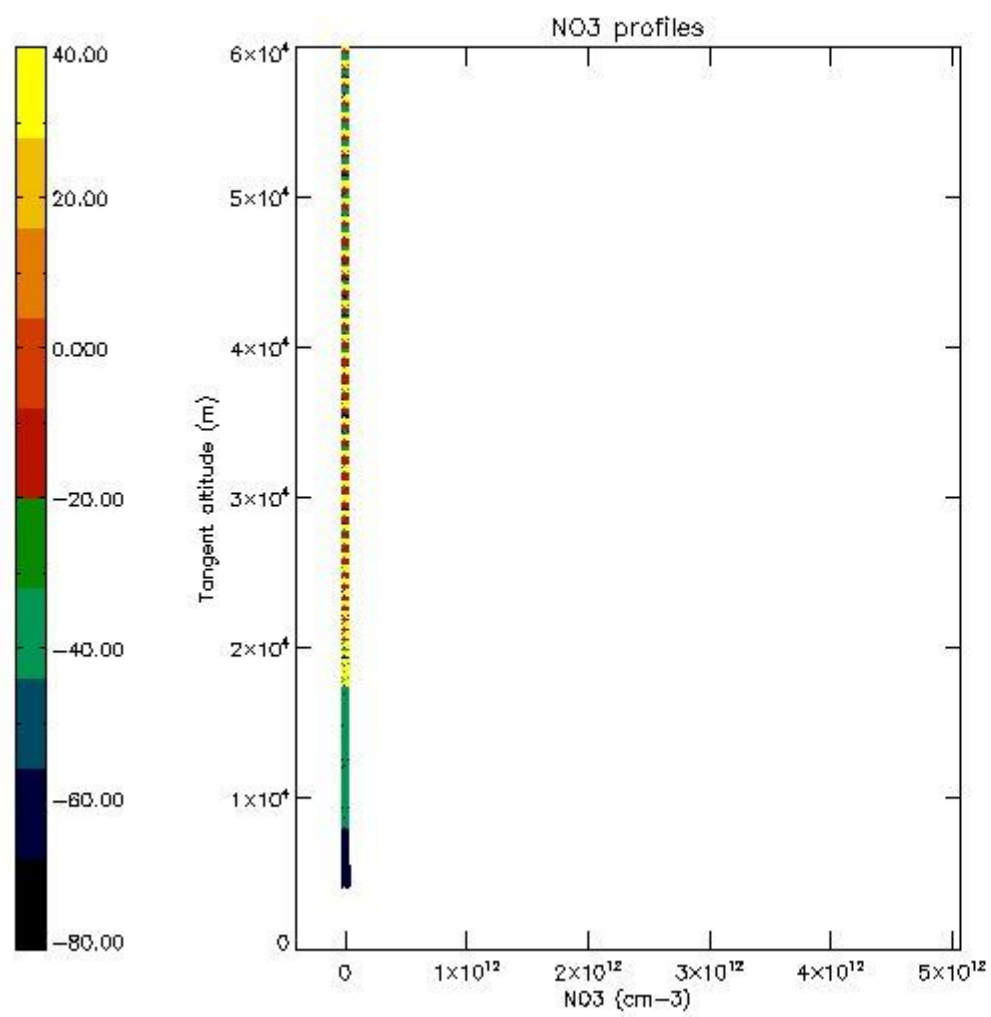
The colorbar represents the latitude.





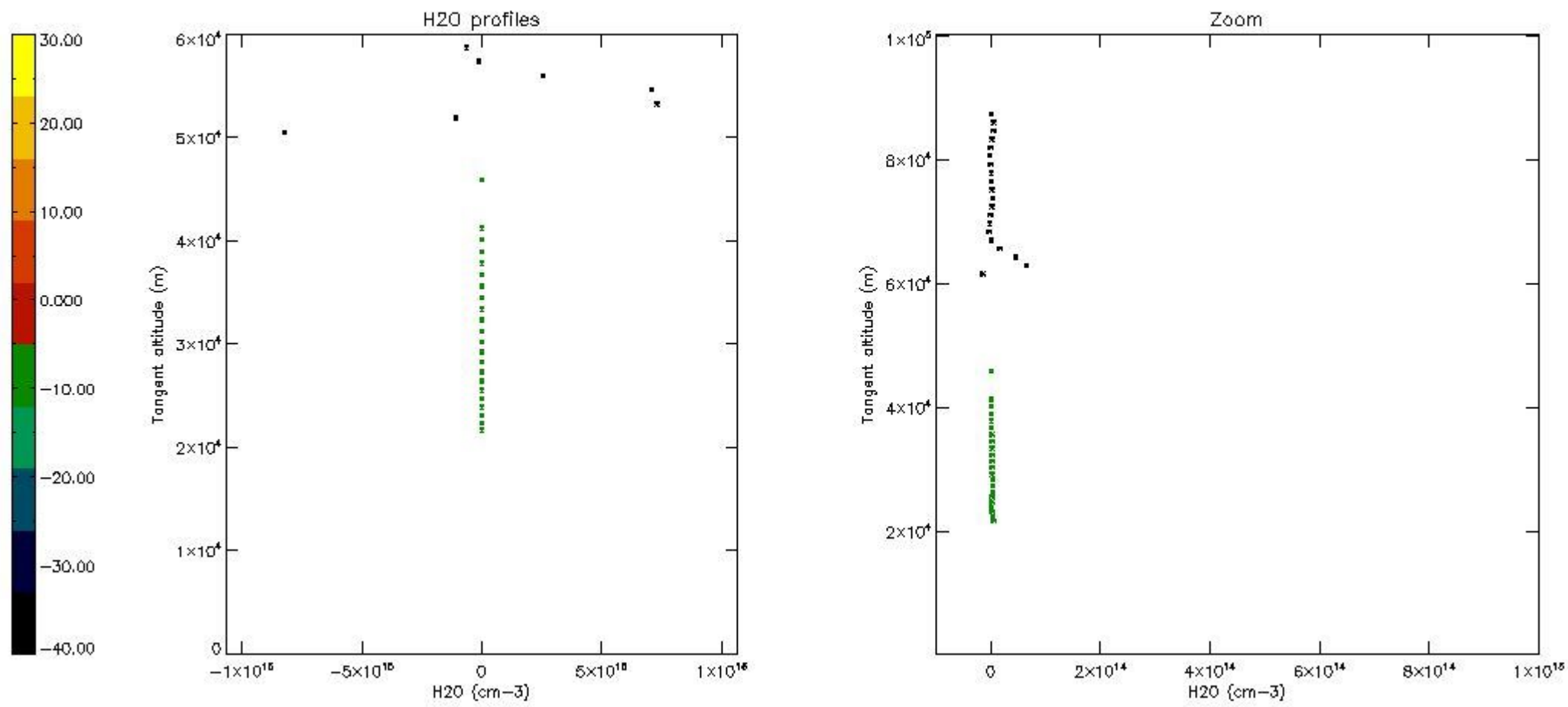
*5.7 Plot NO3 profiles for all STD (dark without errors)*

The colorbar represents the latitude.



5.8 Plot H<sub>2</sub>O profiles for all STD (only for occultations of stars 1,2,3,4,13,14,16,26,63 dark without errors)

The colorbar represents the latitude.



## 6. Auxiliary Data Files used for the production reported in section 2

The number reported in the third column indicates since which file (see list in section 2) the corresponding auxiliary file has been used. The fourth column is the date of those product files.

Type	Auxiliary Filename	Used since product	Used since product date
INST_PHYS_CHARACTERISTICS	GOM_INS_AXVIEC20091111_143220_20030716_120000_20500101_000000	1	17-SEP-2009 00:07:24
LEVEL-2_PROC_CONFIG	GOM_PR2_AXVIEC20091111_152718_20020301_000000_20500101_000000	1	17-SEP-2009 00:07:24
CROSS_SECTIONS_FILE	GOM_CRS_AXVIEC20091111_154832_20020301_000000_20500101_000000	1	17-SEP-2009 00:07:24



# GOMOS Level 2 Daily Report

## SUMMARY

### [1. General Info](#)

### [2. Summary of processed GOM\\_NL\\_2P products](#)

### [3. Level 2 Quality information per product](#)

#### [3.1 Plot of level 2 quality information per product \(time dependant\)](#)

#### [3.2 Plot of level 2 quality information per product \(world map\)](#)

### [4. Level 1 Quality information per product \(stored on level 2 products\)](#)

#### [4.1 Plot of level 1 quality information per product \(time dependant\)](#)

##### [4.1.1 Plot of level 1 quality information per product \(time dependant\): ASCENDING](#)

##### [4.1.2 Plot of level 1 quality information per product \(time dependant\): DESCENDING](#)

#### [4.2 Plot of level 1 quality information per product \(world map\)](#)

##### [4.2.1 Plot of level 1 quality information per product \(world map\): ASCENDING](#)

##### [4.2.2 Plot of level 1 quality information per product \(world map\): DESCENDING](#)

### [5. Ozone profiles based on quality statistics and other trace gas profiles](#)

#### [5.1 Ozone statistics based on quality of products](#)

#### [5.2 Plot ozone profiles for all STD \(dark without errors\)](#)

#### [5.3 Plot ozone profiles where STD < 20% \(dark without errors\)](#)

#### [5.4. Plot ozone profiles where STD < 10% \(dark without errors\)](#)

#### [5.5. Plot ozone profiles where STD < 5% \(dark without errors\)](#)

#### [5.6 Plot NO2 profiles for all STD \(dark without errors\)](#)

#### [5.7 Plot NO3 profiles for all STD \(dark without errors\)](#)

#### [5.8 Plot H2O profiles \(only for occultations of stars 1,2,3,4,13,14,16,26,63 dark without errors\) for all STD](#)

### [6. Auxiliary Data Files used for the production reported in section 2](#)

This report presents the daily analysis on parameters extracted from GOMOS level 2 data (GOM\_NL\_\_2P). It is intended to monitor some important parameters that will impact the quality of these products. A list of level 2 products (and content) that have arrived during the reporting day to the PCF is also given.

Item	Value
Time of report generation	26APR2013 12:48:40
Data source version	GOMOS/6.01
Start time of products	17-09-2009 (17SEP2009 00:00:00)
Stop time of products	18-09-2009 (18SEP2009 00:00:00)
Store outputs in DB	Yes
Nb of level 2 prods	170
Nb of prods with errors	0

## 2. Summary of processed GOM\_NL\_\_2P products.

Nr	Filename	UTC Start time	Limb	Duration	Star Id	Star Name	Star Mag	Star Temp	Nb Meas	Orbit	Prod. error
1	GOM_NL__2PRFIN20090917_000724_000000382082_00331_39463_7117.N1	17-SEP-2009 00:07:24	Bright	38.000	74	11Bet Cas	2.2680	6600.0	76	39463	No
2	GOM_NL__2PRFIN20090917_000910_000000442082_00331_39463_7118.N1	17-SEP-2009 00:09:10	Bright	44.000	76	27Gam Cas	2.3000	30000.	88	39463	No
3	GOM_NL__2PRFIN20090917_003146_000000482082_00331_39463_7119.N1	17-SEP-2009 00:31:46	Bright	47.500	24	66Alp Gem	1.5800	10200.	95	39463	No
4	GOM_NL__2PRFIN20090917_004034_000000582082_00331_39463_7120.N1	17-SEP-2009 00:40:34	Dark	58.000	8	10Alp CMi	0.40000	6500.0	116	39463	No
5	GOM_NL__2PRFIN20090917_004949_000000592082_00331_39463_7121.N1	17-SEP-2009 00:49:49	Dark	59.000	1	9Alp CMa	-1.4400	11000.	118	39463	No
6	GOM_NL__2PRFIN20090917_005158_000000472082_00331_39463_7122.N1	17-SEP-2009 00:51:58	Dark	46.500	23	21Eps CMa	1.5020	26000.	93	39463	No
7	GOM_NL__2PRFIN20090917_005803_000000512082_00332_39464_7128.N1	17-SEP-2009 00:58:03	Dark	50.500	108	Alp Col	2.6520	15200.	101	39464	No
8	GOM_NL__2PRFIN20090917_011002_000000552082_00332_39464_7129.N1	17-SEP-2009 01:10:02	Dark	54.500	157	The1Eri	2.9060	9300.0	109	39464	No
9	GOM_NL__2PRFIN20090917_012308_000000572082_00332_39464_7130.N1	17-SEP-2009 01:23:08	Twilight	56.500	52	16Bet Cet	2.0370	4500.0	113	39464	No
10	GOM_NL__2PRFIN20090917_013355_000000392082_00332_39464_7131.N1	17-SEP-2009 01:33:55	Bright	39.000	90	54Alp Peg	2.4870	11000.	78	39464	No
11	GOM_NL__2PRFIN20090917_013519_000000482082_00332_39464_7132.N1	17-SEP-2009 01:35:19	Bright	48.000	140	88Gam Peg	2.8340	26000.	96	39464	No
12	GOM_NL__2PRFIN20090917_013746_000000492082_00332_39464_7133.N1	17-SEP-2009 01:37:46	Bright	48.500	93	53Bet Peg	2.5200	3100.0	97	39464	No
13	GOM_NL__2PRFIN20090917_013944_000000462082_00332_39464_7134.N1	17-SEP-2009 01:39:44	Bright	46.000	58	21Alp And	2.0730	11000.	92	39464	No
14	GOM_NL__2PRFIN20090917_014759_000000412082_00332_39464_7135.N1	17-SEP-2009 01:47:59	Bright	40.500	74	11Bet Cas	2.2680	6600.0	81	39464	No
15	GOM_NL__2PRFIN20090917_014945_000000442082_00332_39464_7136.N1	17-SEP-2009 01:49:45	Bright	43.500	76	27Gam Cas	2.3000	30000.	87	39464	No
16	GOM_NL__2PRFIN20090917_021222_000000632082_00332_39464_7137.N1	17-SEP-2009 02:12:22	Bright	63.000	24	66Alp Gem	1.5800	10200.	126	39464	No
17	GOM_NL__2PRFIN20090917_022110_000000642082_00332_39464_7138.N1	17-SEP-2009 02:21:10	Dark	64.000	8	10Alp CMi	0.40000	6500.0	128	39464	No
18	GOM_NL__2PRFIN20090917_023026_000000622082_00332_39464_7139.N1	17-SEP-2009 02:30:26	Dark	61.500	1	9Alp CMa	-1.4400	11000.	123	39464	No
19	GOM_NL__2PRFIN20090917_023235_000000482082_00332_39464_7140.N1	17-SEP-2009 02:32:35	Dark	48.000	23	21Eps CMa	1.5020	26000.	96	39464	No
20	GOM_NL__2PRFIN20090917_023840_000000532082_00333_39465_7143.N1	17-SEP-2009 02:38:40	Dark	53.000	108	Alp Col	2.6520	15200.	106	39465	No
21	GOM_NL__2PRFIN20090917_025038_000000552082_00333_39465_7144.N1	17-SEP-2009 02:50:38	Dark	55.000	157	The1Eri	2.9060	9300.0	110	39465	No
22	GOM_NL__2PRFIN20090917_030344_000000582082_00333_39465_7145.N1	17-SEP-2009 03:03:44	Twilight	57.500	52	16Bet Cet	2.0370	4500.0	115	39465	No
23	GOM_NL__2PRFIN20090917_031431_000000392082_00333_39465_7146.N1	17-SEP-2009 03:14:31	Bright	38.500	90	54Alp Peg	2.4870	11000.	77	39465	No
24	GOM_NL__2PRFIN20090917_031554_000000482082_00333_39465_7147.N1	17-SEP-2009 03:15:54	Bright	48.000	140	88Gam Peg	2.8340	26000.	96	39465	No
25	GOM_NL__2PRFIN20090917_031822_000000412082_00333_39465_7148.N1	17-SEP-2009 03:18:22	Bright	41.000	93	53Bet Peg	2.5200	3100.0	82	39465	No
26	GOM_NL__2PRFIN20090917_032019_000000472082_00333_39465_7149.N1	17-SEP-2009 03:20:19	Bright	46.500	58	21Alp And	2.0730	11000.	93	39465	No
27	GOM_NL__2PRFIN20090917_032834_000000412082_00333_39465_7150.N1	17-SEP-2009 03:28:34	Bright	40.500	74	11Bet Cas	2.2680	6600.0	81	39465	No
28	GOM_NL__2PRFIN20090917_033020_000000422082_00333_39465_7151.N1	17-SEP-2009 03:30:20	Bright	42.000	76	27Gam Cas	2.3000	30000.	84	39465	No
29	GOM_NL__2PRFIN20090917_035258_000000632082_00333_39465_7152.N1	17-SEP-2009 03:52:58	Bright	63.000	24	66Alp Gem	1.5800	10200.	126	39465	No
30	GOM_NL__2PRFIN20090917_040147_000000522082_00333_39465_7153.N1	17-SEP-2009 04:01:47	Dark	52.000	8	10Alp CMi	0.40000	6500.0	104	39465	No
31	GOM_NL__2PRFIN20090917_041103_000000672082_00333_39465_7154.N1	17-SEP-2009 04:11:03	Dark	67.000	1	9Alp CMa	-1.4400	11000.	134	39465	No
32	GOM_NL__2PRFIN20090917_041312_000000492082_00333_39465_7155.N1	17-SEP-2009 04:13:12	Dark	49.000	23	21Eps CMa	1.5020	26000.	98	39465	No
33	GOM_NL__2PRFIN20090917_041917_000000512082_00334_39466_7177.N1	17-SEP-2009 04:19:17	Dark	51.000	108	Alp Col	2.6520	15200.	102	39466	No
34	GOM_NL__2PRFIN20090917_043116_000000542082_00334_39466_7178.N1	17-SEP-2009 04:31:16	Dark	53.500	157	The1Eri	2.9060	9300.0	107	39466	No
35	GOM_NL__2PRFIN20090917_044420_000000562082_00334_39466_7179.N1	17-SEP-2009 04:44:20	Twilight	55.500	52	16Bet Cet	2.0370	4500.0	111	39466	No
36	GOM_NL__2PRFIN20090917_045858_000000412082_00334_39466_7180.N1	17-SEP-2009 04:58:58	Bright	40.500	93	53Bet Peg	2.5200	3100.0	81	39466	No
37	GOM_NL__2PRFIN20090917_050055_000000552082_00334_39466_7181.N1	17-SEP-2009 05:00:55	Bright	55.000	58	21Alp And	2.0730	11000.	110	39466	No
38	GOM_NL__2PRFIN20090917_050910_000000412082_00334_39466_7182.N1	17-SEP-2009 05:09:10	Bright	40.500	74	11Bet Cas	2.2680	6600.0	81	39466	No
39	GOM_NL__2PRFIN20090917_051055_000000432082_00334_39466_7183.N1	17-SEP-2009 05:10:55	Bright	43.000	76	27Gam Cas	2.3000	30000.	86	39466	No
40	GOM_NL__2PRFIN20090917_053334_000000462082_00334_39466_7184.N1	17-SEP-2009 05:33:34	Bright	46.000	24	66Alp Gem	1.5800	10200.	92	39466	No
41	GOM_NL__2PRFIN20090917_054223_000000642082_00334_39466_7185.N1	17-SEP-2009 05:42:23	Dark	64.000	8	10Alp CMi	0.40000	6500.0	128	39466	No
42	GOM_NL__2PRFIN20090917_055140_000000602082_00334_39466_7186.N1	17-SEP-2009 05:51:40	Dark	60.000	1	9Alp CMa	-1.4400	11000.	120	39466	No

43	GOM_NL__2PRFIN20090917_055349_000000492082_00334_39466_7187.N1	17-SEP-2009 05:53:49	Dark	48.500	23	21Eps CMa	1.5020	26000.	97	39466	No
44	GOM_NL__2PRFIN20090917_055955_000000532082_00335_39467_7191.N1	17-SEP-2009 05:59:55	Dark	52.500	108	Alp Col	2.6520	15200.	105	39467	No
45	GOM_NL__2PRFIN20090917_061153_000000542082_00335_39467_7192.N1	17-SEP-2009 06:11:53	Dark	54.000	157	The1Eri	2.9060	9300.0	108	39467	No
46	GOM_NL__2PRFIN20090917_062456_000000572082_00335_39467_7193.N1	17-SEP-2009 06:24:56	Tw_i_and_stray	57.000	52	16Bet Cet	2.0370	4500.0	114	39467	No
47	GOM_NL__2PRFIN20090917_063934_000000412082_00335_39467_7194.N1	17-SEP-2009 06:39:34	Bright	41.000	93	53Bet Peg	2.5200	3100.0	82	39467	No
48	GOM_NL__2PRFIN20090917_064131_000000462082_00335_39467_7195.N1	17-SEP-2009 06:41:31	Bright	45.500	58	21Alp And	2.0730	11000.	91	39467	No
49	GOM_NL__2PRFIN20090917_064945_000000412082_00335_39467_7196.N1	17-SEP-2009 06:49:45	Bright	41.000	74	11Bet Cas	2.2680	6600.0	82	39467	No
50	GOM_NL__2PRFIN20090917_065131_000000422082_00335_39467_7197.N1	17-SEP-2009 06:51:31	Bright	41.500	76	27Gam Cas	2.3000	30000.	83	39467	No
51	GOM_NL__2PRFIN20090917_071410_000000452082_00335_39467_7198.N1	17-SEP-2009 07:14:10	Bright	45.000	24	66Alp Gem	1.5800	10200.	90	39467	No
52	GOM_NL__2PRFIN20090917_072300_000000642082_00335_39467_7199.N1	17-SEP-2009 07:23:00	Dark	64.000	8	10Alp CMi	0.40000	6500.0	128	39467	No
53	GOM_NL__2PRFIN20090917_073217_000000612082_00335_39467_7200.N1	17-SEP-2009 07:32:17	Dark	61.000	1	9Alp CMa	-1.4400	11000.	122	39467	No
54	GOM_NL__2PRFIN20090917_073425_000000462082_00335_39467_7201.N1	17-SEP-2009 07:34:25	Dark	45.500	23	21Eps CMa	1.5020	26000.	91	39467	No
55	GOM_NL__2PRFIN20090917_074032_000000512082_00336_39468_7223.N1	17-SEP-2009 07:40:32	Dark	50.500	108	Alp Col	2.6520	15200.	101	39468	No
56	GOM_NL__2PRFIN20090917_075229_000000552082_00336_39468_7224.N1	17-SEP-2009 07:52:29	Dark	54.500	157	The1Eri	2.9060	9300.0	109	39468	No
57	GOM_NL__2PRFIN20090917_080533_000000552082_00336_39468_7225.N1	17-SEP-2009 08:05:33	Tw_i_and_stray	55.000	52	16Bet Cet	2.0370	4500.0	110	39468	No
58	GOM_NL__2PRFIN20090917_081618_000000382082_00336_39468_7226.N1	17-SEP-2009 08:16:18	Bright	37.500	90	54Alp Peg	2.4870	11000.	75	39468	No
59	GOM_NL__2PRFIN20090917_082009_000000422082_00336_39468_7227.N1	17-SEP-2009 08:20:09	Bright	41.500	93	53Bet Peg	2.5200	3100.0	83	39468	No
60	GOM_NL__2PRFIN20090917_082206_000000462082_00336_39468_7228.N1	17-SEP-2009 08:22:06	Bright	46.000	58	21Alp And	2.0730	11000.	92	39468	No
61	GOM_NL__2PRFIN20090917_083021_000000412082_00336_39468_7229.N1	17-SEP-2009 08:30:21	Bright	40.500	74	11Bet Cas	2.2680	6600.0	81	39468	No
62	GOM_NL__2PRFIN20090917_083206_000000442082_00336_39468_7230.N1	17-SEP-2009 08:32:06	Bright	43.500	76	27Gam Cas	2.3000	30000.	87	39468	No
63	GOM_NL__2PRFIN20090917_085447_000000642082_00336_39468_7231.N1	17-SEP-2009 08:54:47	Bright	64.000	24	66Alp Gem	1.5800	10200.	128	39468	No
64	GOM_NL__2PRFIN20090917_090336_000000572082_00336_39468_7232.N1	17-SEP-2009 09:03:36	Dark	57.000	8	10Alp CMi	0.40000	6500.0	114	39468	No
65	GOM_NL__2PRFIN20090917_091254_000000672082_00336_39468_7233.N1	17-SEP-2009 09:12:54	Dark	67.000	1	9Alp CMa	-1.4400	11000.	134	39468	No
66	GOM_NL__2PRFIN20090917_091502_000000502082_00336_39468_7234.N1	17-SEP-2009 09:15:02	Dark	49.500	23	21Eps CMa	1.5020	26000.	99	39468	No
67	GOM_NL__2PRFIN20090917_092109_000000532082_00337_39469_7237.N1	17-SEP-2009 09:21:09	Dark	53.000	108	Alp Col	2.6520	15200.	106	39469	No
68	GOM_NL__2PRFIN20090917_093306_000000542082_00337_39469_7238.N1	17-SEP-2009 09:33:06	Dark	53.500	157	The1Eri	2.9060	9300.0	107	39469	No
69	GOM_NL__2PRFIN20090917_094609_000000542082_00337_39469_7239.N1	17-SEP-2009 09:46:09	Tw_i_and_stray	54.000	52	16Bet Cet	2.0370	4500.0	108	39469	No
70	GOM_NL__2PRFIN20090917_095654_000000392082_00337_39469_7240.N1	17-SEP-2009 09:56:54	Bright	39.000	90	54Alp Peg	2.4870	11000.	78	39469	No
71	GOM_NL__2PRFIN20090917_100045_000000412082_00337_39469_7241.N1	17-SEP-2009 10:00:45	Bright	40.500	93	53Bet Peg	2.5200	3100.0	81	39469	No
72	GOM_NL__2PRFIN20090917_100241_000000452082_00337_39469_7242.N1	17-SEP-2009 10:02:41	Bright	44.500	58	21Alp And	2.0730	11000.	89	39469	No
73	GOM_NL__2PRFIN20090917_101056_000000412082_00337_39469_7243.N1	17-SEP-2009 10:10:56	Bright	40.500	74	11Bet Cas	2.2680	6600.0	81	39469	No
74	GOM_NL__2PRFIN20090917_101242_000000432082_00337_39469_7244.N1	17-SEP-2009 10:12:42	Bright	42.500	76	27Gam Cas	2.3000	30000.	85	39469	No
75	GOM_NL__2PRFIN20090917_103523_000000462082_00337_39469_7245.N1	17-SEP-2009 10:35:23	Bright	46.000	24	66Alp Gem	1.5800	10200.	92	39469	No
76	GOM_NL__2PRFIN20090917_104413_000000632082_00337_39469_7246.N1	17-SEP-2009 10:44:13	Dark	62.500	8	10Alp CMi	0.40000	6500.0	125	39469	No
77	GOM_NL__2PRFIN20090917_105331_000000592082_00337_39469_7247.N1	17-SEP-2009 10:53:31	Dark	59.000	1	9Alp CMa	-1.4400	11000.	118	39469	No
78	GOM_NL__2PRFIN20090917_105539_000000492082_00337_39469_7248.N1	17-SEP-2009 10:55:39	Dark	48.500	23	21Eps CMa	1.5020	26000.	97	39469	No
79	GOM_NL__2PRFIN20090917_110146_000000532082_00338_39470_7251.N1	17-SEP-2009 11:01:46	Dark	52.500	108	Alp Col	2.6520	15200.	105	39470	No
80	GOM_NL__2PRFIN20090917_111343_000000562082_00338_39470_7252.N1	17-SEP-2009 11:13:43	Dark	55.500	157	The1Eri	2.9060	9300.0	111	39470	No
81	GOM_NL__2PRFIN20090917_112644_000000562082_00338_39470_7253.N1	17-SEP-2009 11:26:44	Tw_i_and_stray	55.500	52	16Bet Cet	2.0370	4500.0	111	39470	No
82	GOM_NL__2PRFIN20090917_113730_000000472082_00338_39470_7254.N1	17-SEP-2009 11:37:30	Bright	46.500	90	54Alp Peg	2.4870	11000.	93	39470	No
83	GOM_NL__2PRFIN20090917_114120_000000412082_00338_39470_7255.N1	17-SEP-2009 11:41:20	Bright	41.000	93	53Bet Peg	2.5200	3100.0	82	39470	No
84	GOM_NL__2PRFIN20090917_114316_000000472082_00338_39470_7256.N1	17-SEP-2009 11:43:16	Bright	46.500	58	21Alp And	2.0730	11000.	93	39470	No
85	GOM_NL__2PRFIN20090917_115132_000000422082_00338_39470_7257.N1	17-SEP-2009 11:51:32	Bright	41.500	74	11Bet Cas	2.2680	6600.0	83	39470	No
86	GOM_NL__2PRFIN20090917_115317_000000432082_00338_39470_7258.N1	17-SEP-2009 11:53:17	Bright	42.500	76	27Gam Cas	2.3000	30000.	85	39470	No
87	GOM_NL__2PRFIN20090917_121559_000000472082_00338_39470_7259.N1	17-SEP-2009 12:15:59	Bright	46.500	24	66Alp Gem	1.5800	10200.	93	39470	No
88	GOM_NL__2PRFIN20090917_122449_000000572082_00338_39470_7260.N1	17-SEP-2009 12:24:49	Dark	56.500	8	10Alp CMi	0.40000	6500.0	113	39470	No
89	GOM_NL__2PRFIN20090917_123408_000000672082_00338_39470_7261.N1	17-SEP-2009 12:34:08	Dark	67.000	1	9Alp CMa	-1.4400	11000.	134	39470	No
90	GOM_NL__2PRFIN20090917_123616_000000502082_00338_39470_7262.N1	17-SEP-2009 12:36:16	Dark	49.500	23	21Eps CMa	1.5020	26000.	99	39470	No
91	GOM_NL__2PRFIN20090917_124223_000000522082_00339_39471_7265.N1	17-SEP-2009 12:42:23	Dark	51.500	108	Alp Col	2.6520	15200.	103	39471	No
92	GOM_NL__2PRFIN20090917_125420_000000542082_00339_39471_7266.N1	17-SEP-2009 12:54:20	Dark	54.000	157	The1Eri	2.9060	9300.0	108	39471	No
93	GOM_NL__2PRFIN20090917_130721_000000572082_00339_39471_7267.N1	17-SEP-2009 13:07:21	Tw_i_and_stray	56.500	52	16Bet Cet	2.0370	4500.0	113	39471	No
94	GOM_NL__2PRFIN20090917_131806_000000392082_00339_39471_7268.N1	17-SEP-2009 13:18:06	Bright	38.500	90	54Alp Peg	2.4870	11000.	77	39471	No
95	GOM_NL__2PRFIN20090917_132156_000000412082_00339_39471_7269.N1	17-SEP-2009 13:21:56	Bright	40.500	93	53Bet Peg	2.5200	3100.0	81	39471	No
96	GOM_NL__2PRFIN20090917_132351_000000462082_00339_39471_7270.N1	17-SEP-2009 13:23:51	Bright	46.000	58	21Alp And	2.0730	11000.	92	39471	No
97	GOM_NL__2PRFIN20090917_133207_000000412082_00339_39471_7271.N1	17-SEP-2009 13:32:07	Bright	40.500	74	11Bet Cas	2.2680	6600.0	81	39471	No
98	GOM_NL__2PRFIN20090917_133352_000000432082_00339_39471_7272.N1	17-SEP-2009 13:33:52	Bright	42.500	76	27Gam Cas	2.3000	30000.	85	39471	No
99	GOM_NL__2PRFIN20090917_135635_000000642082_00339_39471_7273.N1	17-SEP-2009 13:56:35	Bright	64.000	24	66Alp Gem	1.5800	10200.	128	39471	No
100	GOM_NL__2PRFIN20090917_140526_000000642082_00339_39471_7274.N1	17-SEP-2009 14:05:26	Dark	63.500	8	10Alp CMi	0.40000	6500.0	127	39471	No
101	GOM_NL__2PRFIN20090917_141445_000000612082_00339_39471_7275.N1	17-SEP-2009 14:14:45	Dark	60.500	1	9Alp CMa	-1.4400	11000.	121	39471	No

102	GOM_NL__2PRFIN20090917_141652_000000512082_00339_39471_7276.N1	17-SEP-2009 14:16:52	Dark	51.000	23	21Eps CMa	1.5020	26000.	102	39471	No
103	GOM_NL__2PRFIN20090917_142300_000000532082_00340_39472_7279.N1	17-SEP-2009 14:23:00	Dark	52.500	108	Alp Col	2.6520	15200.	105	39472	No
104	GOM_NL__2PRFIN20090917_143457_000000532082_00340_39472_7280.N1	17-SEP-2009 14:34:57	Dark	53.000	157	The1Eri	2.9060	9300.0	106	39472	No
105	GOM_NL__2PRFIN20090917_144757_000000552082_00340_39472_7281.N1	17-SEP-2009 14:47:57	Tw_i_and_stray	55.000	52	16Bet Cet	2.0370	4500.0	110	39472	No
106	GOM_NL__2PRFIN20090917_145841_000000382082_00340_39472_7282.N1	17-SEP-2009 14:58:41	Bright	38.000	90	54Alp Peg	2.4870	11000.	76	39472	No
107	GOM_NL__2PRFIN20090917_150232_000000392082_00340_39472_7283.N1	17-SEP-2009 15:02:32	Bright	38.500	93	53Bet Peg	2.5200	3100.0	77	39472	No
108	GOM_NL__2PRFIN20090917_150427_000000462082_00340_39472_7284.N1	17-SEP-2009 15:04:27	Bright	45.500	58	21Alp And	2.0730	11000.	91	39472	No
109	GOM_NL__2PRFIN20090917_151243_000000402082_00340_39472_7285.N1	17-SEP-2009 15:12:43	Bright	40.000	74	11Bet Cas	2.2680	6600.0	80	39472	No
110	GOM_NL__2PRFIN20090917_151428_000000432082_00340_39472_7286.N1	17-SEP-2009 15:14:28	Bright	43.000	76	27Gam Cas	2.3000	30000.	86	39472	No
111	GOM_NL__2PRFIN20090917_153711_000000642082_00340_39472_7287.N1	17-SEP-2009 15:37:11	Bright	64.000	24	66Alp Gem	1.5800	10200.	128	39472	No
112	GOM_NL__2PRFIN20090917_154602_000000612082_00340_39472_7288.N1	17-SEP-2009 15:46:02	Dark	60.500	8	10Alp CMi	0.40000	6500.0	121	39472	No
113	GOM_NL__2PRFIN20090917_155522_000000622082_00340_39472_7289.N1	17-SEP-2009 15:55:22	Dark	61.500	1	9Alp CMa	-1.4400	11000.	123	39472	No
114	GOM_NL__2PRFIN20090917_155730_000000512082_00340_39472_7290.N1	17-SEP-2009 15:57:30	Dark	50.500	23	21Eps CMa	1.5020	26000.	101	39472	No
115	GOM_NL__2PRFIN20090917_160338_000000542082_00341_39473_7296.N1	17-SEP-2009 16:03:38	Dark	53.500	108	Alp Col	2.6520	15200.	107	39473	No
116	GOM_NL__2PRFIN20090917_161534_000000532082_00341_39473_7297.N1	17-SEP-2009 16:15:34	Dark	52.500	157	The1Eri	2.9060	9300.0	105	39473	No
117	GOM_NL__2PRFIN20090917_162833_000000572082_00341_39473_7298.N1	17-SEP-2009 16:28:33	Tw_i_and_stray	57.000	52	16Bet Cet	2.0370	4500.0	114	39473	No
118	GOM_NL__2PRFIN20090917_163917_000000392082_00341_39473_7299.N1	17-SEP-2009 16:39:17	Bright	39.000	90	54Alp Peg	2.4870	11000.	78	39473	No
119	GOM_NL__2PRFIN20090917_164308_000000382082_00341_39473_7300.N1	17-SEP-2009 16:43:08	Bright	37.500	93	53Bet Peg	2.5200	3100.0	75	39473	No
120	GOM_NL__2PRFIN20090917_164502_000000682082_00341_39473_7301.N1	17-SEP-2009 16:45:02	Bright	68.000	58	21Alp And	2.0730	11000.	136	39473	No
121	GOM_NL__2PRFIN20090917_165318_000000392082_00341_39473_7302.N1	17-SEP-2009 16:53:18	Bright	38.500	74	11Bet Cas	2.2680	6600.0	77	39473	No
122	GOM_NL__2PRFIN20090917_165503_000000432082_00341_39473_7303.N1	17-SEP-2009 16:55:03	Bright	43.000	76	27Gam Cas	2.3000	30000.	86	39473	No
123	GOM_NL__2PRFIN20090917_171747_000000612082_00341_39473_7304.N1	17-SEP-2009 17:17:47	Bright	60.500	24	66Alp Gem	1.5800	10200.	121	39473	No
124	GOM_NL__2PRFIN20090917_172639_000000562082_00341_39473_7305.N1	17-SEP-2009 17:26:39	Dark	56.000	8	10Alp CMi	0.40000	6500.0	112	39473	No
125	GOM_NL__2PRFIN20090917_173559_000000592082_00341_39473_7306.N1	17-SEP-2009 17:35:59	Dark	59.000	1	9Alp CMa	-1.4400	11000.	118	39473	No
126	GOM_NL__2PRFIN20090917_173806_000000492082_00341_39473_7307.N1	17-SEP-2009 17:38:06	Dark	49.000	23	21Eps CMa	1.5020	26000.	98	39473	No
127	GOM_NL__2PRFIN20090917_174415_000000542082_00342_39474_7310.N1	17-SEP-2009 17:44:15	Dark	54.000	108	Alp Col	2.6520	15200.	108	39474	No
128	GOM_NL__2PRFIN20090917_175611_000000532082_00342_39474_7311.N1	17-SEP-2009 17:56:11	Dark	52.500	157	The1Eri	2.9060	9300.0	105	39474	No
129	GOM_NL__2PRFIN20090917_180909_000000562082_00342_39474_7312.N1	17-SEP-2009 18:09:09	Tw_i_and_stray	56.000	52	16Bet Cet	2.0370	4500.0	112	39474	No
130	GOM_NL__2PRFIN20090917_181953_000000392082_00342_39474_7313.N1	17-SEP-2009 18:19:53	Bright	38.500	90	54Alp Peg	2.4870	11000.	77	39474	No
131	GOM_NL__2PRFIN20090917_182343_000000392082_00342_39474_7314.N1	17-SEP-2009 18:23:43	Bright	39.000	93	53Bet Peg	2.5200	3100.0	78	39474	No
132	GOM_NL__2PRFIN20090917_182537_000000482082_00342_39474_7315.N1	17-SEP-2009 18:25:37	Bright	47.500	58	21Alp And	2.0730	11000.	95	39474	No
133	GOM_NL__2PRFIN20090917_183354_000000412082_00342_39474_7316.N1	17-SEP-2009 18:33:54	Bright	41.000	74	11Bet Cas	2.2680	6600.0	82	39474	No
134	GOM_NL__2PRFIN20090917_183539_000000422082_00342_39474_7317.N1	17-SEP-2009 18:35:39	Bright	41.500	76	27Gam Cas	2.3000	30000.	83	39474	No
135	GOM_NL__2PRFIN20090917_185823_000000492082_00342_39474_7318.N1	17-SEP-2009 18:58:23	Bright	48.500	24	66Alp Gem	1.5800	10200.	97	39474	No
136	GOM_NL__2PRFIN20090917_190715_000000582082_00342_39474_7319.N1	17-SEP-2009 19:07:15	Dark	57.500	8	10Alp CMi	0.40000	6500.0	115	39474	No
137	GOM_NL__2PRFIN20090917_191637_000000602082_00342_39474_7320.N1	17-SEP-2009 19:16:37	Dark	60.000	1	9Alp CMa	-1.4400	11000.	120	39474	No
138	GOM_NL__2PRFIN20090917_191843_000000512082_00342_39474_7321.N1	17-SEP-2009 19:18:43	Dark	51.000	23	21Eps CMa	1.5020	26000.	102	39474	No
139	GOM_NL__2PRFIN20090917_192452_000000542082_00343_39475_7327.N1	17-SEP-2009 19:24:52	Dark	53.500	108	Alp Col	2.6520	15200.	107	39475	No
140	GOM_NL__2PRFIN20090917_193648_000000532082_00343_39475_7328.N1	17-SEP-2009 19:36:48	Dark	52.500	157	The1Eri	2.9060	9300.0	105	39475	No
141	GOM_NL__2PRFIN20090917_194945_000000542082_00343_39475_7329.N1	17-SEP-2009 19:49:45	Tw_i_and_stray	53.500	52	16Bet Cet	2.0370	4500.0	107	39475	No
142	GOM_NL__2PRFIN20090917_200029_000000392082_00343_39475_7330.N1	17-SEP-2009 20:00:29	Bright	39.000	90	54Alp Peg	2.4870	11000.	78	39475	No
143	GOM_NL__2PRFIN20090917_200419_000000392082_00343_39475_7331.N1	17-SEP-2009 20:04:19	Bright	38.500	93	53Bet Peg	2.5200	3100.0	77	39475	No
144	GOM_NL__2PRFIN20090917_200613_000000452082_00343_39475_7332.N1	17-SEP-2009 20:06:13	Bright	44.500	58	21Alp And	2.0730	11000.	89	39475	No
145	GOM_NL__2PRFIN20090917_201429_000000412082_00343_39475_7333.N1	17-SEP-2009 20:14:29	Bright	41.000	74	11Bet Cas	2.2680	6600.0	82	39475	No
146	GOM_NL__2PRFIN20090917_201614_000000432082_00343_39475_7334.N1	17-SEP-2009 20:16:14	Bright	42.500	76	27Gam Cas	2.3000	30000.	85	39475	No
147	GOM_NL__2PRFIN20090917_203859_000000642082_00343_39475_7335.N1	17-SEP-2009 20:38:59	Bright	63.500	24	66Alp Gem	1.5800	10200.	127	39475	No
148	GOM_NL__2PRFIN20090917_204752_000000592082_00343_39475_7336.N1	17-SEP-2009 20:47:52	Dark	59.000	8	10Alp CMi	0.40000	6500.0	118	39475	No
149	GOM_NL__2PRFIN20090917_205714_000000612082_00343_39475_7337.N1	17-SEP-2009 20:57:14	Dark	60.500	1	9Alp CMa	-1.4400	11000.	121	39475	No
150	GOM_NL__2PRFIN20090917_205920_000000502082_00343_39475_7338.N1	17-SEP-2009 20:59:20	Dark	50.000	23	21Eps CMa	1.5020	26000.	100	39475	No
151	GOM_NL__2PRFIN20090917_210530_000000522082_00344_39476_7363.N1	17-SEP-2009 21:05:30	Dark	52.000	108	Alp Col	2.6520	15200.	104	39476	No
152	GOM_NL__2PRFIN20090917_211725_000000532082_00344_39476_7364.N1	17-SEP-2009 21:17:25	Dark	52.500	157	The1Eri	2.9060	9300.0	105	39476	No
153	GOM_NL__2PRFIN20090917_213021_000000582082_00344_39476_7365.N1	17-SEP-2009 21:30:21	Tw_i_and_stray	57.500	52	16Bet Cet	2.0370	4500.0	115	39476	No
154	GOM_NL__2PRFIN20090917_214105_000000382082_00344_39476_7366.N1	17-SEP-2009 21:41:05	Bright	38.000	90	54Alp Peg	2.4870	11000.	76	39476	No
155	GOM_NL__2PRFIN20090917_214455_000000422082_00344_39476_7367.N1	17-SEP-2009 21:44:55	Bright	41.500	93	53Bet Peg	2.5200	3100.0	83	39476	No
156	GOM_NL__2PRFIN20090917_214648_000000462082_00344_39476_7368.N1	17-SEP-2009 21:46:48	Bright	46.000	58	21Alp And	2.0730	11000.	92	39476	No
157	GOM_NL__2PRFIN20090917_215505_000000412082_00344_39476_7369.N1	17-SEP-2009 21:55:05	Bright	41.000	74	11Bet Cas	2.2680	6600.0	82	39476	No
158	GOM_NL__2PRFIN20090917_215649_000000432082_00344_39476_7370.N1	17-SEP-2009 21:56:49	Bright	42.500	76	27Gam Cas	2.3000	30000.	85	39476	No
159	GOM_NL__2PRFIN20090917_221935_000000562082_00344_39476_7371.N1	17-SEP-2009 22:19:35	Bright	55.500	24	66Alp Gem	1.5800	10200.	111	39476	No
160	GOM_NL__2PRFIN20090917_222828_000000582082_00344_39476_7372.N1	17-SEP-2009 22:28:28	Dark	58.000	8	10Alp CMi	0.40000	6500.0	116	39476	No

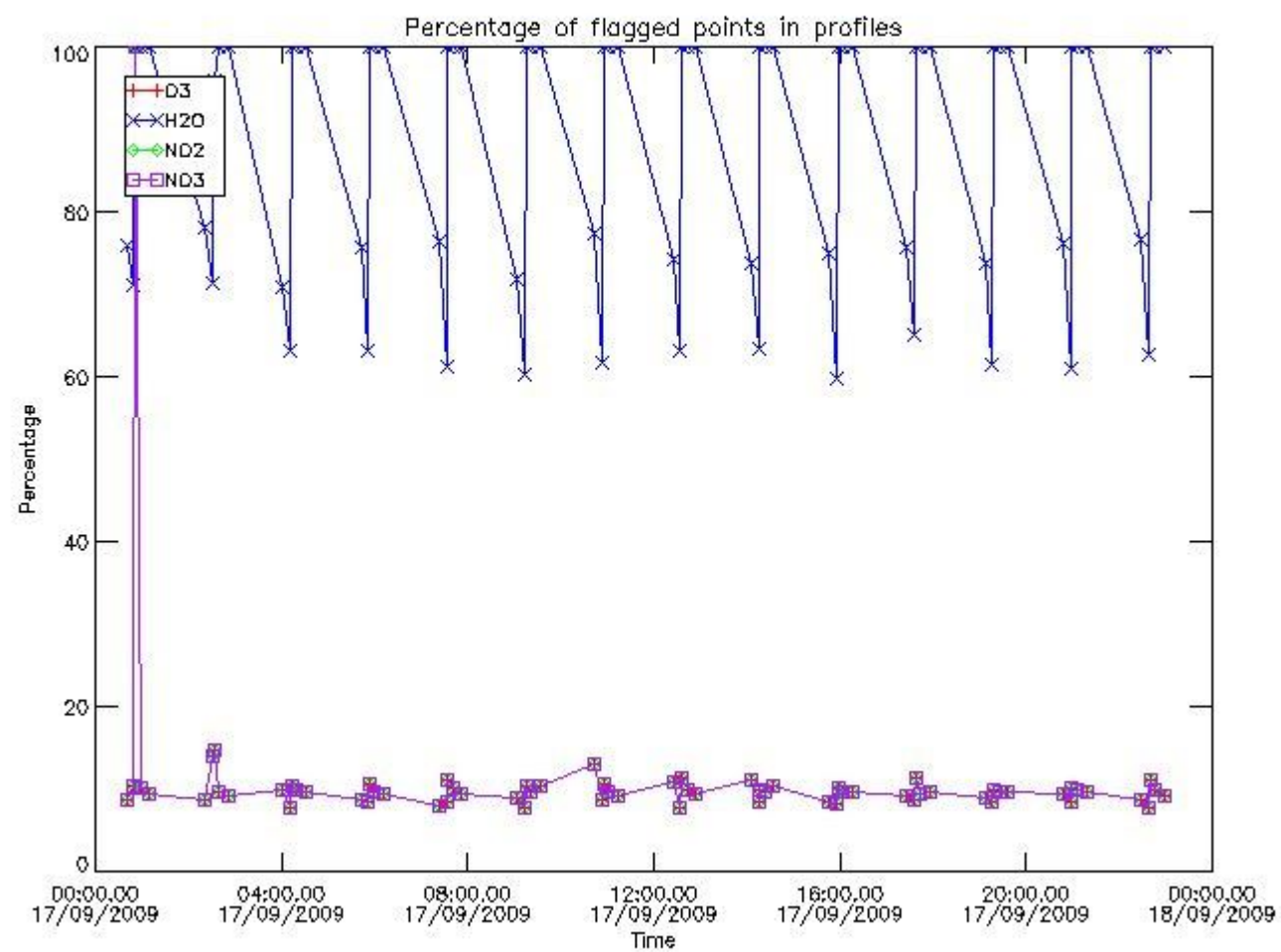


161	GOM_NL__2PRFIN20090917_223751_000000662082_00344_39476_7373.N1	17-SEP-2009 22:37:51	Dark	66.000	1	9Alp CMa	-1.4400	11000.	132	39476	No
162	GOM_NL__2PRFIN20090917_223956_000000512082_00344_39476_7374.N1	17-SEP-2009 22:39:56	Dark	51.000	23	21Eps CMa	1.5020	26000.	102	39476	No
163	GOM_NL__2PRFIN20090917_224607_000000522082_00345_39477_7381.N1	17-SEP-2009 22:46:07	Dark	52.000	108	Alp Col	2.6520	15200.	104	39477	No
164	GOM_NL__2PRFIN20090917_225801_000000552082_00345_39477_7382.N1	17-SEP-2009 22:58:01	Dark	55.000	157	The1Eri	2.9060	9300.0	110	39477	No
165	GOM_NL__2PRFIN20090917_231057_000000572082_00345_39477_7383.N1	17-SEP-2009 23:10:57	Twilight	56.500	52	16Bet Cet	2.0370	4500.0	113	39477	No
166	GOM_NL__2PRFIN20090917_232140_000000392082_00345_39477_7384.N1	17-SEP-2009 23:21:40	Bright	38.500	90	54Alp Peg	2.4870	11000.	77	39477	No
167	GOM_NL__2PRFIN20090917_232530_000000412082_00345_39477_7385.N1	17-SEP-2009 23:25:30	Bright	40.500	93	53Bet Peg	2.5200	3100.0	81	39477	No
168	GOM_NL__2PRFIN20090917_232723_000000462082_00345_39477_7386.N1	17-SEP-2009 23:27:23	Bright	46.000	58	21Alp And	2.0730	11000.	92	39477	No
169	GOM_NL__2PRFIN20090917_233540_000000422082_00345_39477_7387.N1	17-SEP-2009 23:35:40	Bright	42.000	74	11Bet Cas	2.2680	6600.0	84	39477	No
170	GOM_NL__2PRFIN20090917_233725_000000392082_00345_39477_7388.N1	17-SEP-2009 23:37:25	Bright	39.000	76	27Gam Cas	2.3000	30000.	78	39477	No

### 3. Quality information per product

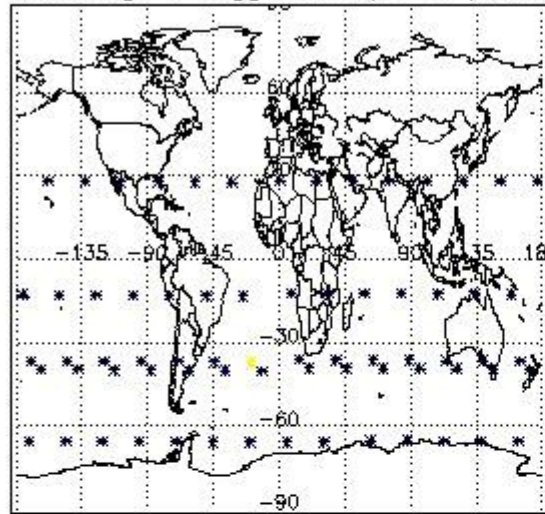
In this section it is plotted some information contained in the Quality Summary data set of the level 2 products. Only products in dark limb conditions and without errors (error flag in the MPH set to "0") are used.

#### 3.1 Plot quality information per product (time dependant)

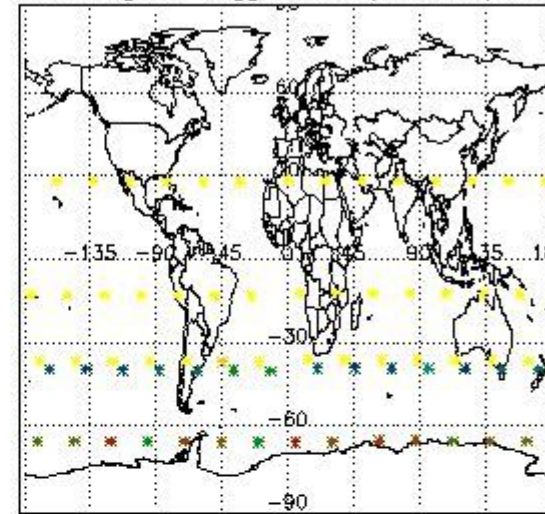


#### 3.2 Plot quality information per product (world map)

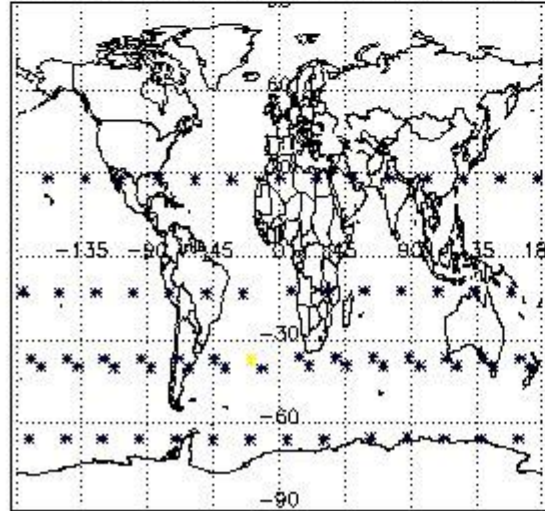
Percentage of flagged data per O3 profile



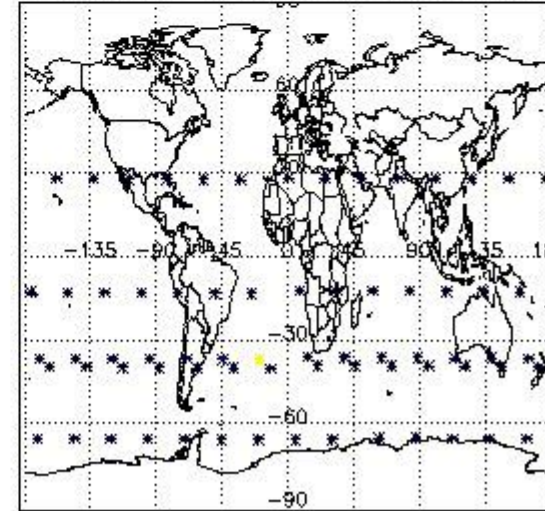
Percentage of flagged data per H2O profile



Percentage of flagged data per NO2 profile



Percentage of flagged data per NO3 profile

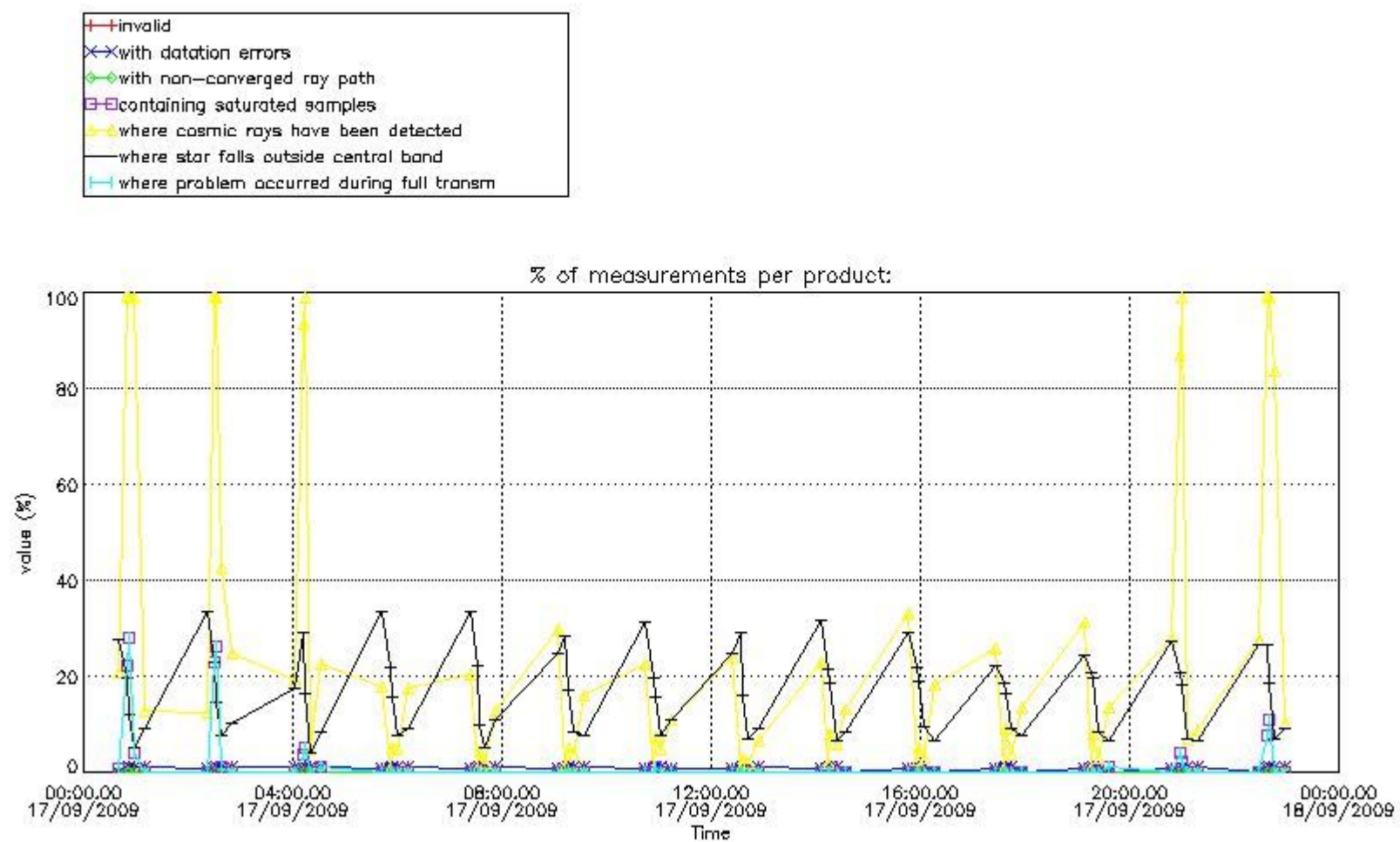


#### 4. Level 1 quality information per product

In this section it is plotted some information contained in the Quality Summary data set of the level 2 products that comes from the level 1b processing. Products without errors (error flag in the MPH set to "0") are used.

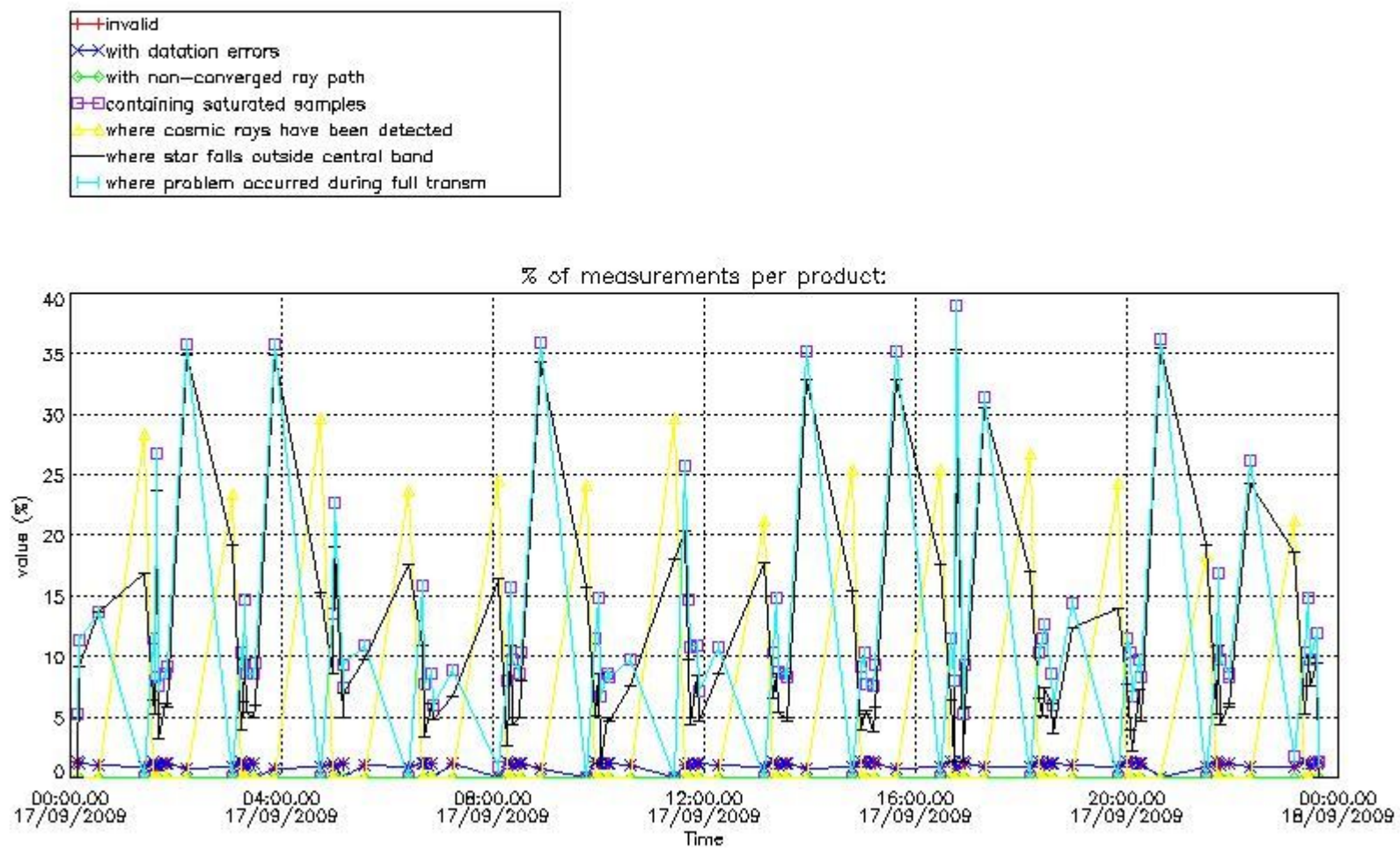
##### 4.1 Plot quality information per product (time dependant) coming from level 1b processing

##### 4.1.1 Plot level 1 quality information per product (time dependant): ENVISAT ASCENDING passes



4.1.2 Plot level 1 quality information per product (time dependant): ENVI SAT DESCENDING passes

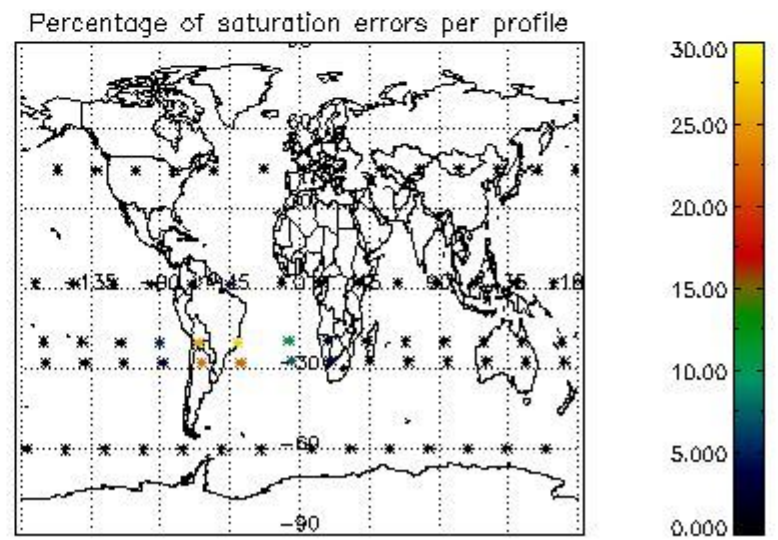
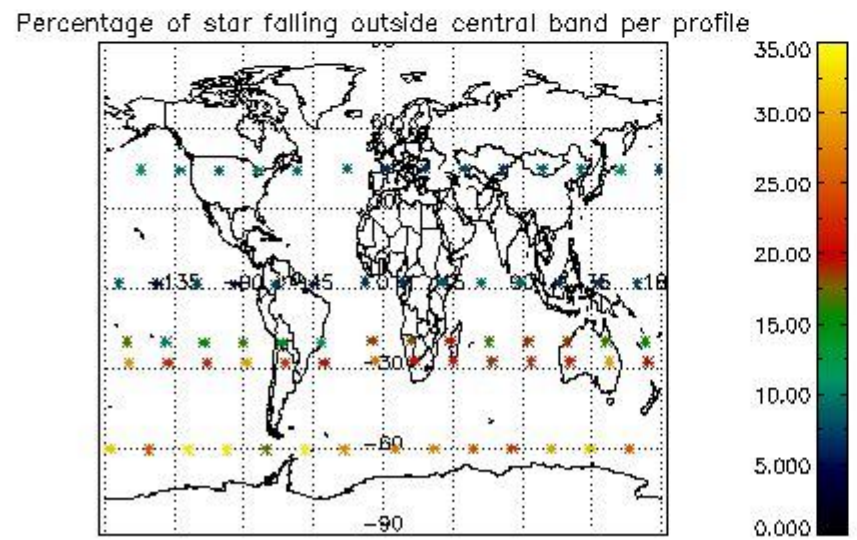
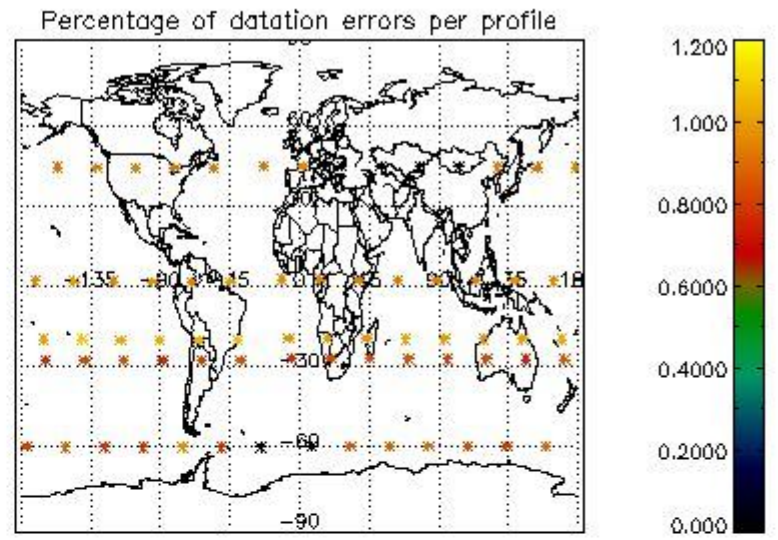
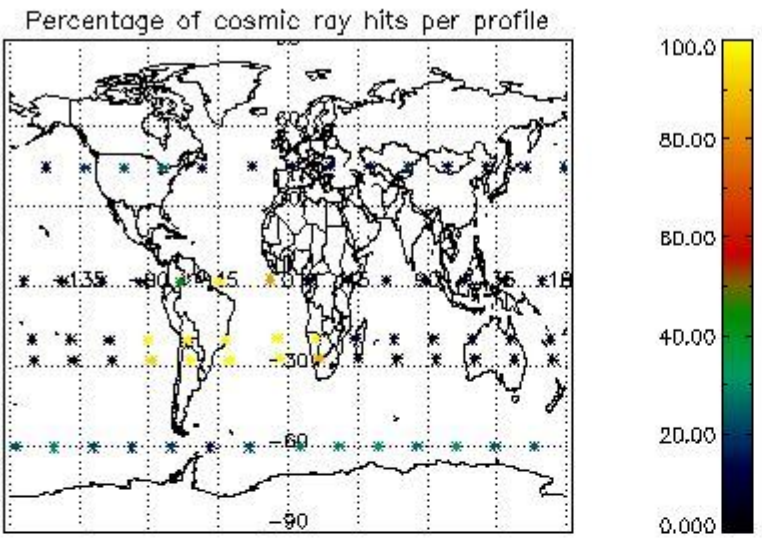




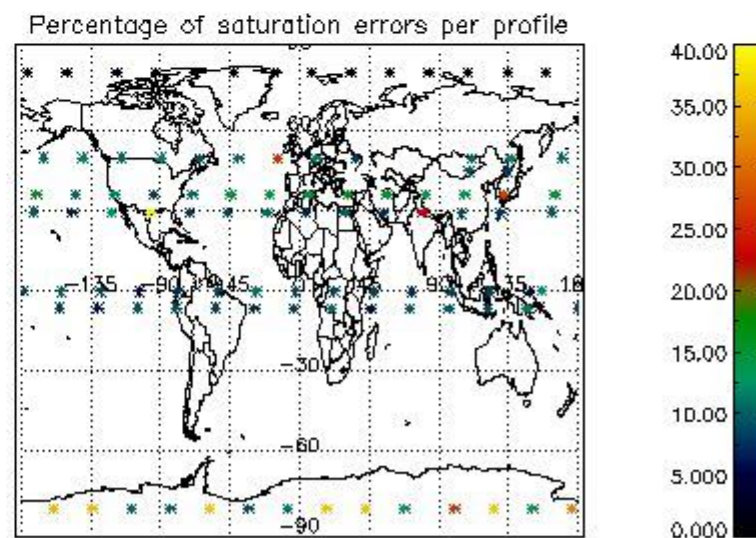
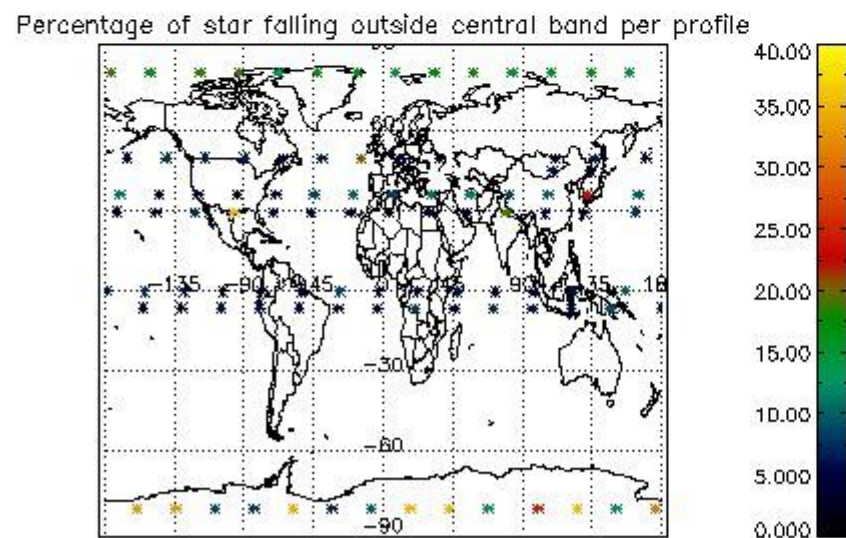
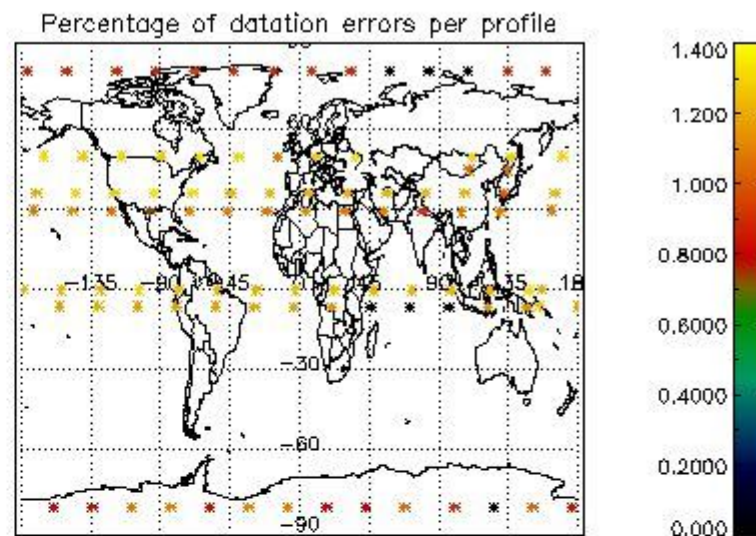
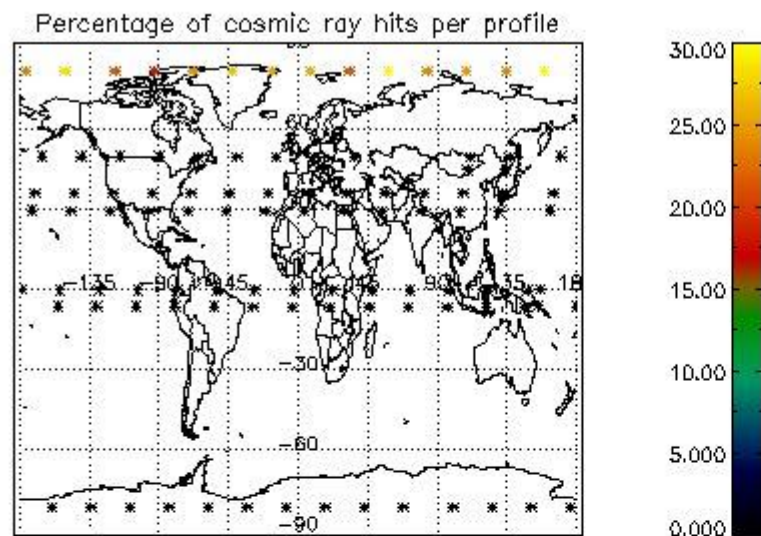
*4.2 Plot quality information per product coming from level 1b processing (world map)*

*4.2.1 Plot level 1 quality information per product (world map): ENVISAT ASCENDING passes*





4.2.2 Plot level 1 quality information per product (world map): ENVISAT DESCENDING passes



## 5. Trace gas profiles

### 5.1 Ozone statistics based on quality of products

The final quality of the products can be "measured" using the STD (Standard Deviation) attached to every point profile. This information is written to the parameter GOM\_NL\_\_2P/NL\_LOCAL\_SPECIES\_DENSITY/o3\_std of the level 2 products. The table below shows the statistics for given STD ranges.

The statistics are given with respect to the overall valid production:

- Products without fatal errors: GOM\_NL\_\_2P/MPH/PRODUCT\_ERR=0
- Valid point profile: GOM\_NL\_\_2P/NL\_LOCAL\_SPECIES\_DENSITY/pcd(0)=0

The 'Criteria' is applied to valid points of dark limb products:

- Products in dark limb illumination condition: GOM\_NL\_\_2P/NL\_SUMMARY\_QUALITY/obs\_ill\_cond=0
- Products without fatal errors: GOM\_NL\_\_2P/MPH/PRODUCT\_ERR=0
- Valid point profile: GOM\_NL\_\_2P/NL\_LOCAL\_SPECIES\_DENSITY/pcd(0)=0

So, the table below shows the percentage of dark limb and valid observations for each criteria with respect to the overall valid daily observations.

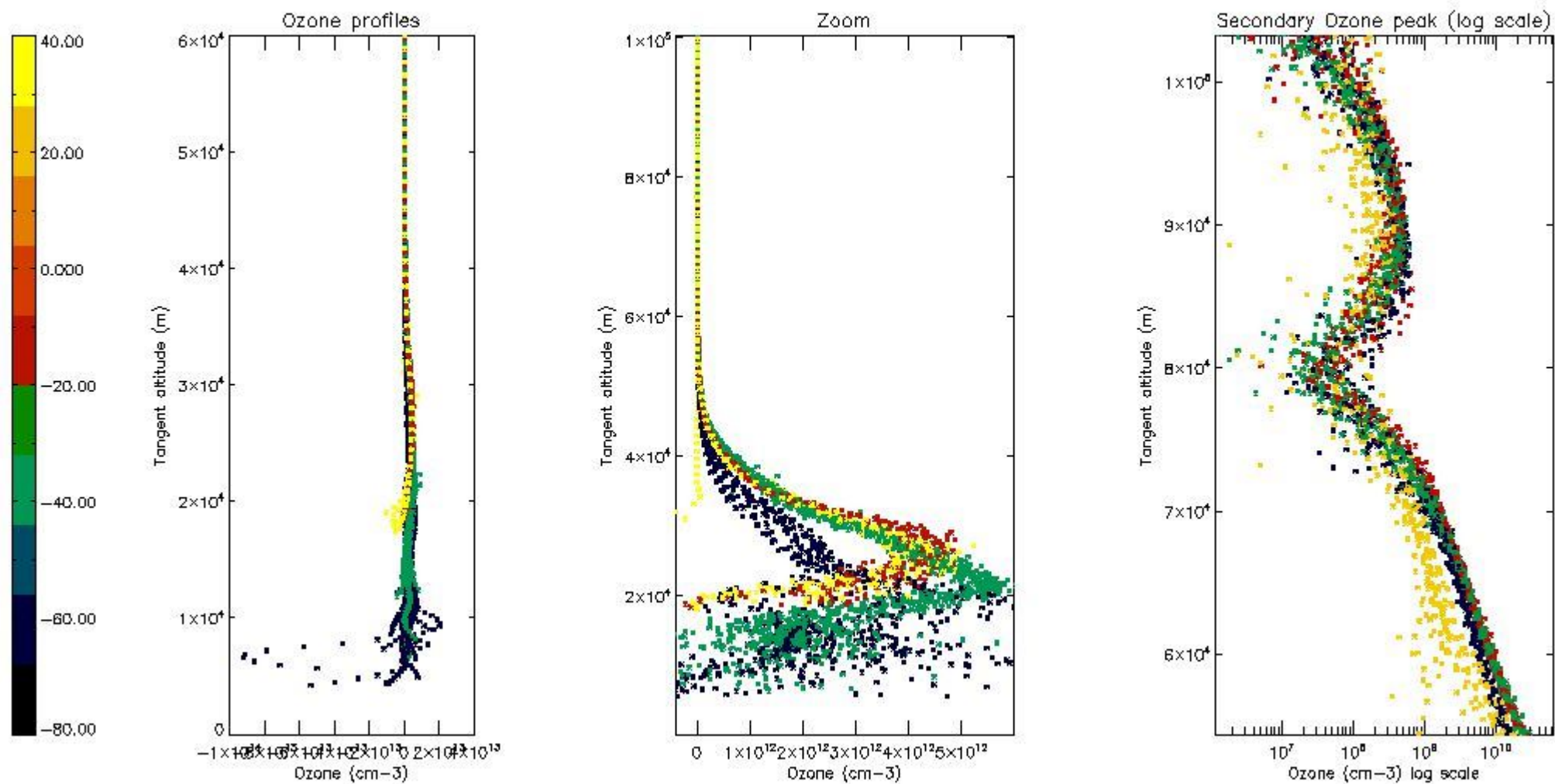
Criteria	% of total production
All STD	47
STD < 20	29



STD < 10	24
STD < 5	18

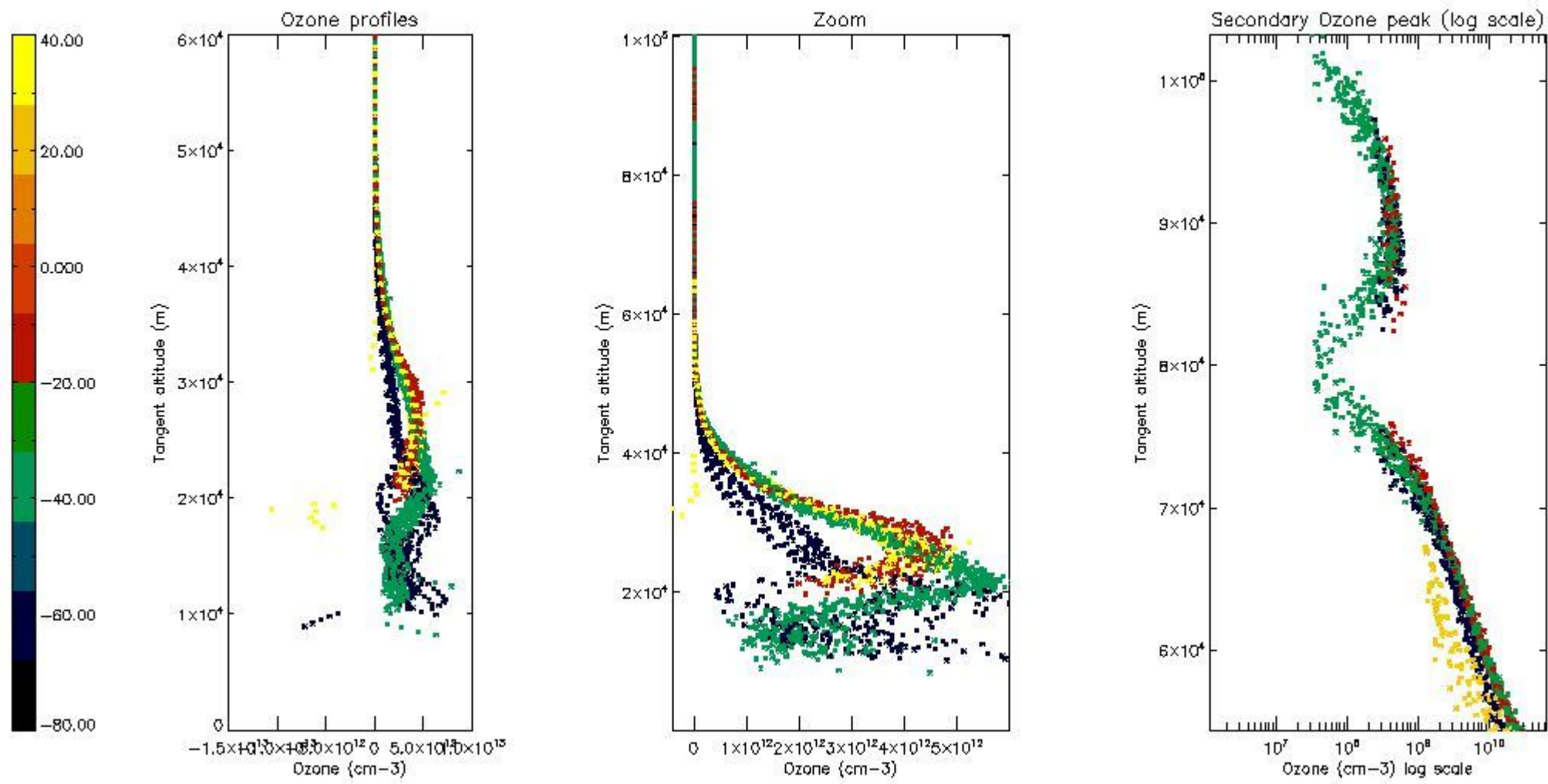
5.2 Plot ozone profiles for all STD (dark without errors)

The colorbar represents the latitude.



5.3 Plot ozone profiles where STD < 20% (dark without errors)

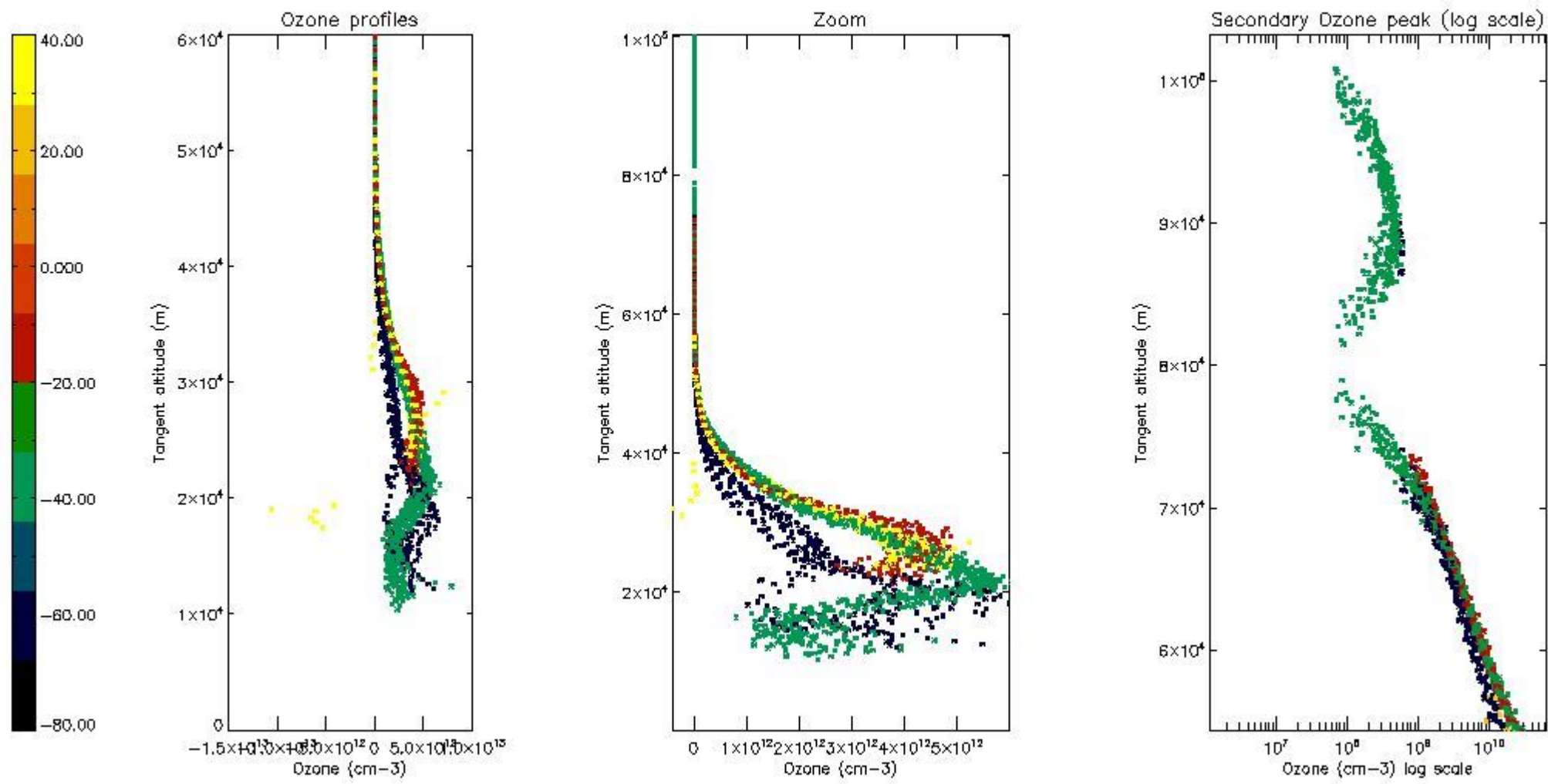
The colorbar represents the latitude.



*5.4 Plot ozone profiles where  $STD < 10\%$  (dark without errors)*

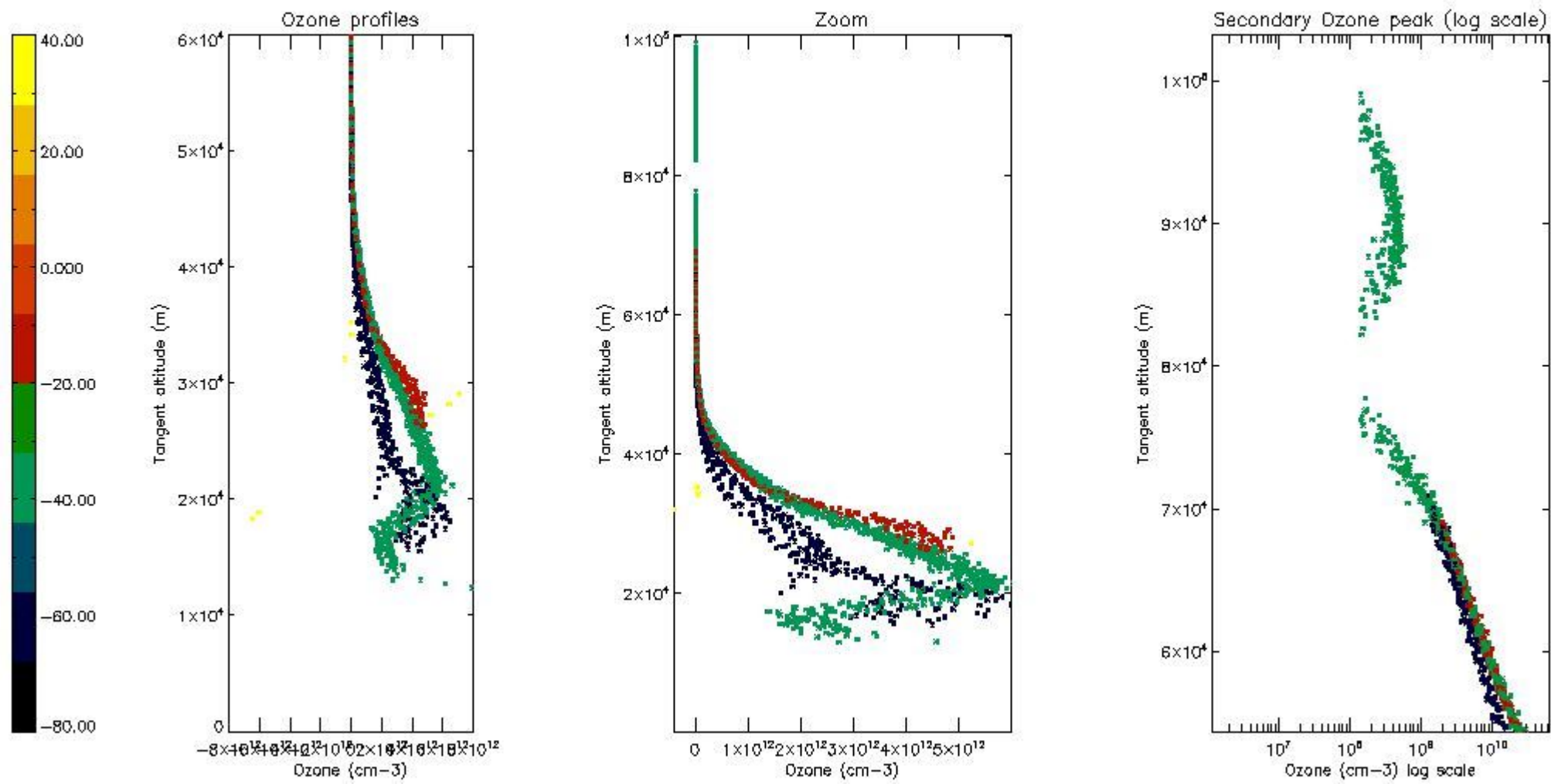
The colorbar represents the latitude.





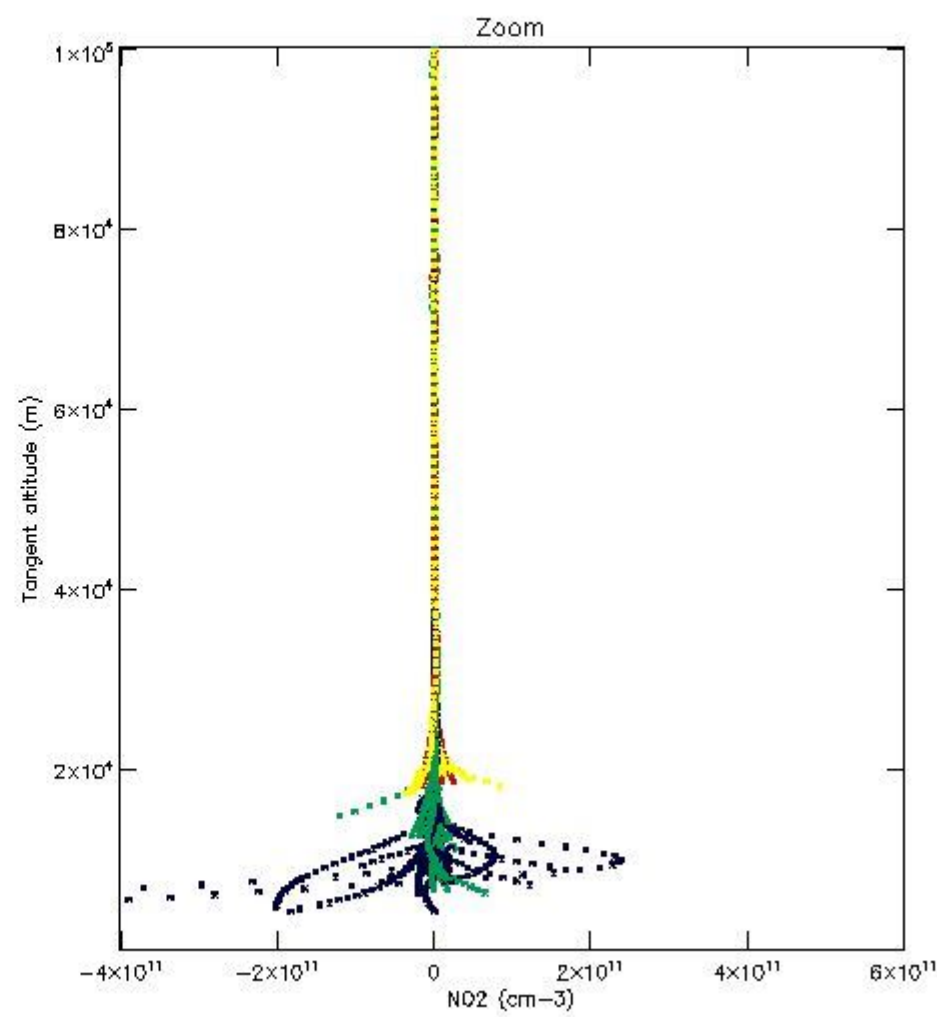
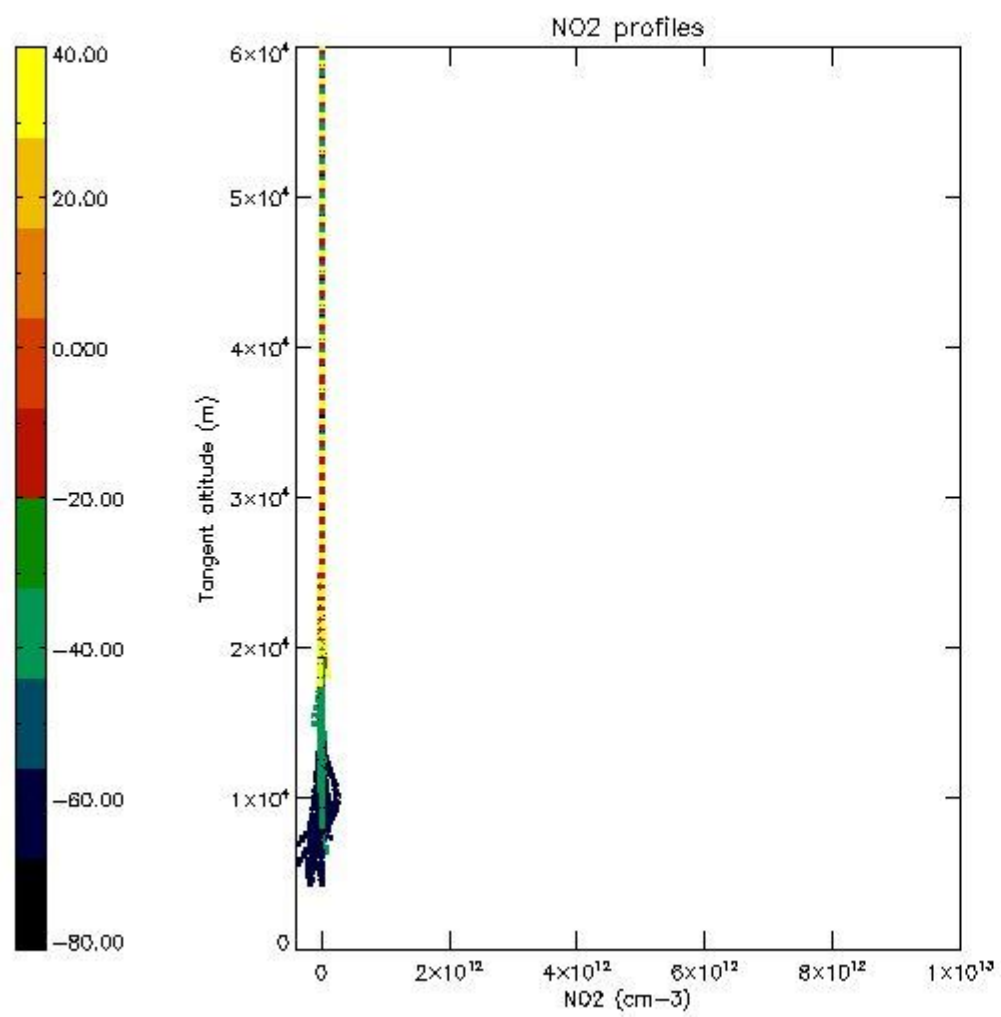
*5.5 Plot ozone profiles where STD < 5% (dark without errors)*

The colorbar represents the latitude.



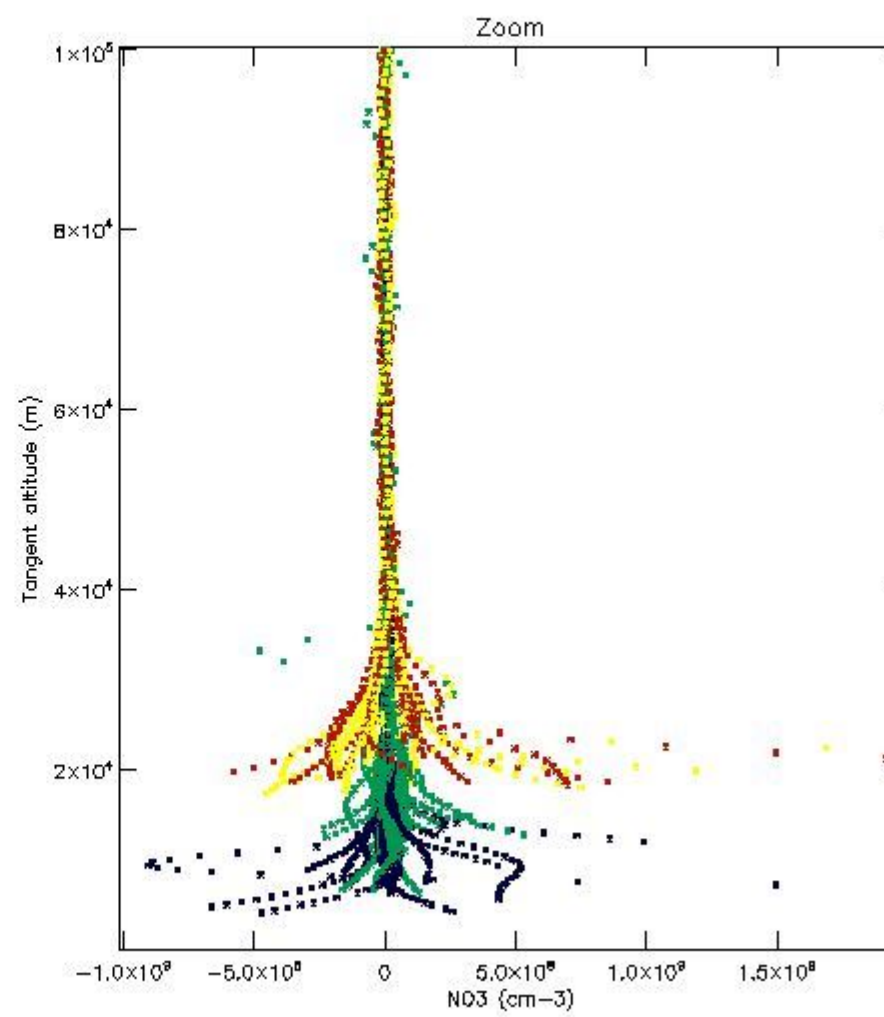
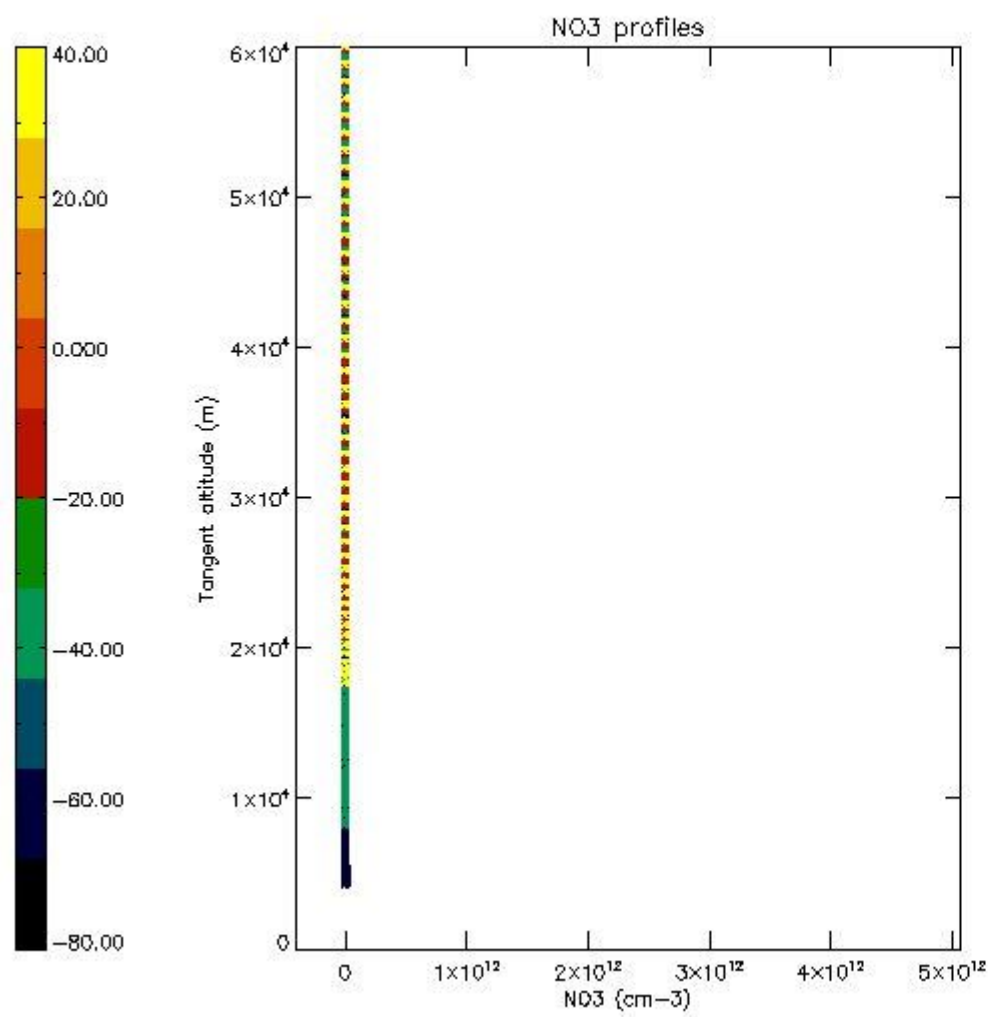
*5.6 Plot NO<sub>2</sub> profiles for all STD (dark without errors)*

The colorbar represents the latitude.



*5.7 Plot NO3 profiles for all STD (dark without errors)*

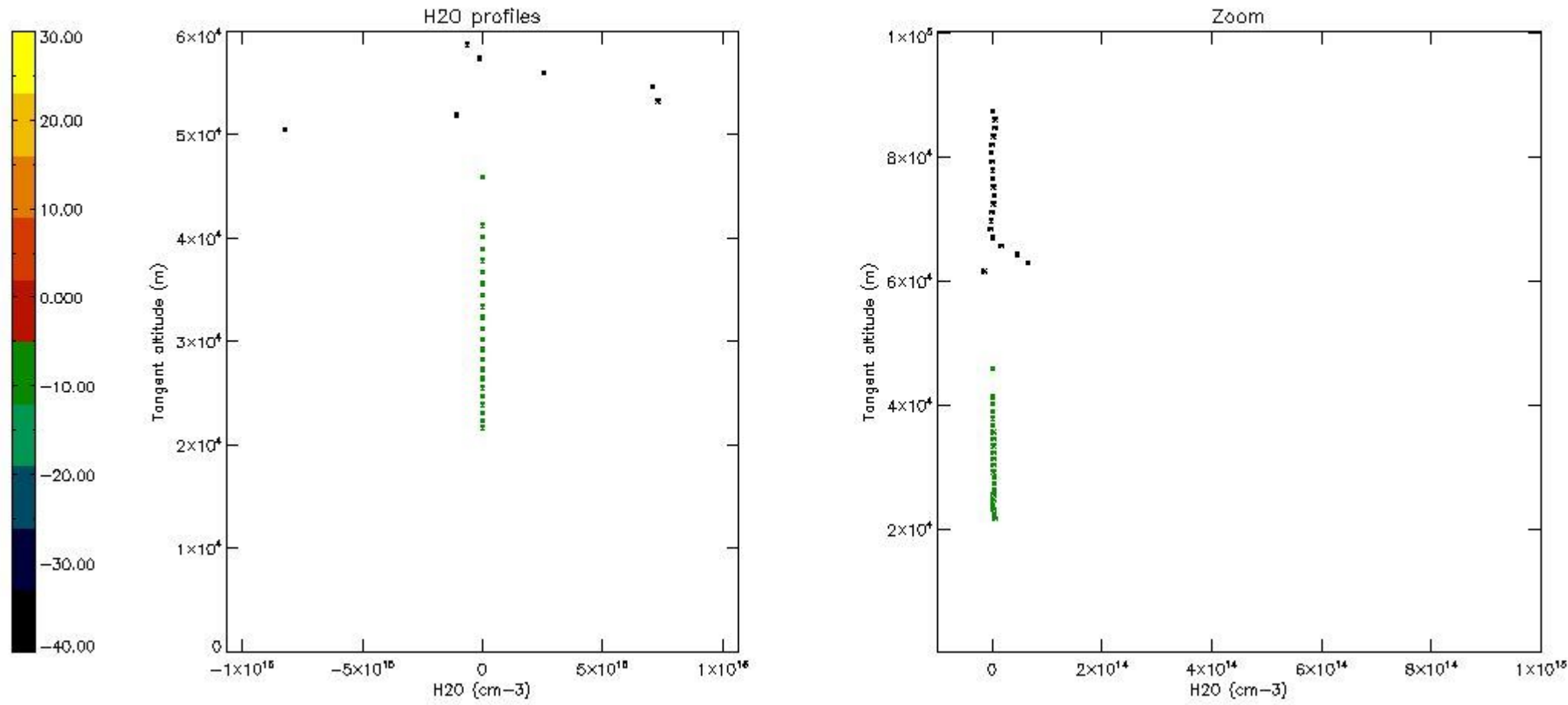
The colorbar represents the latitude.



*5.8 Plot H2O profiles for all STD (only for occultations of stars 1,2,3,4,13,14,16,26,63 dark without errors)*

The colorbar represents the latitude.

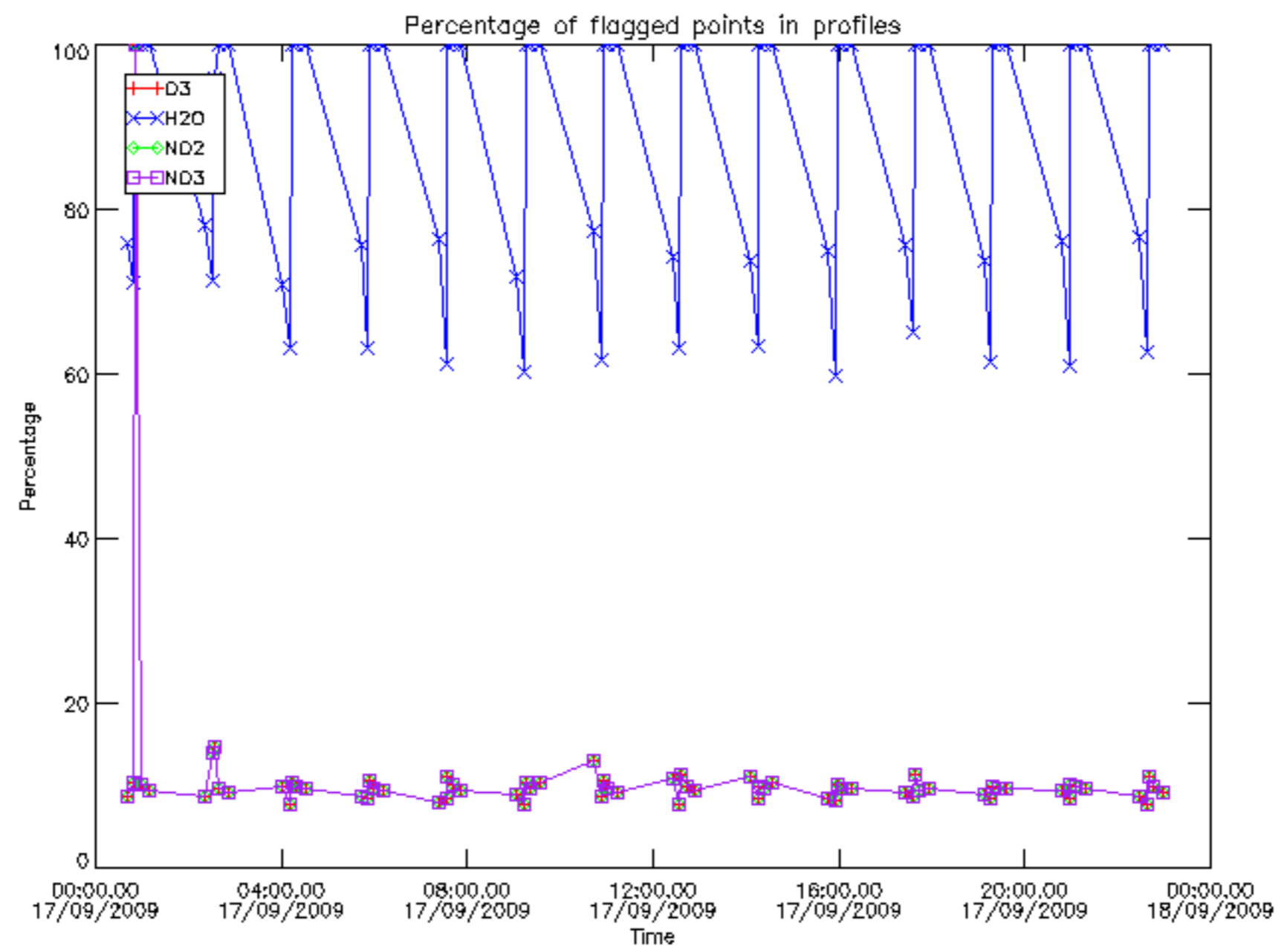




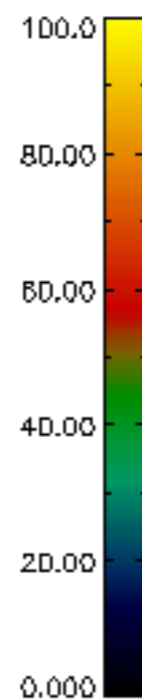
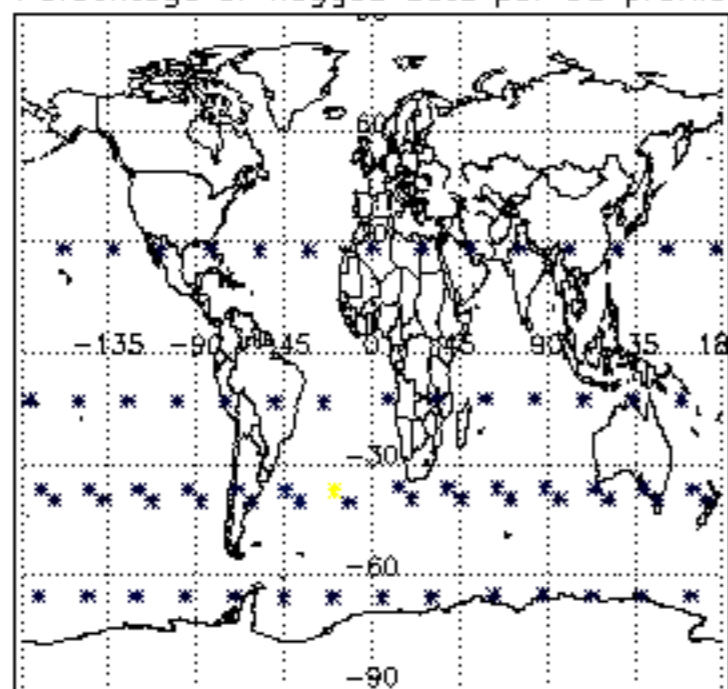
## 6. Auxiliary Data Files used for the production reported in section 2

The number reported in the third column indicates since which file (see list in section 2) the corresponding auxiliary file has been used. The fourth column is the date of those product files.

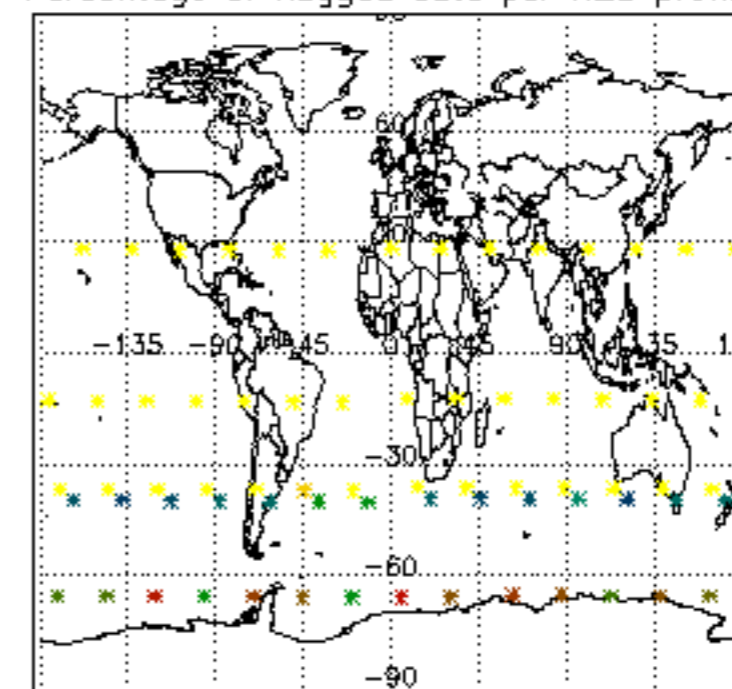
Type	Auxiliary Filename	Used since product	Used since product date
INST_PHYS_CHARACTERISTICS	GOM_INS_AXVIEC20091111_143220_20030716_120000_20500101_000000	1	17-SEP-2009 00:07:24
LEVEL-2_PROC_CONFIG	GOM_PR2_AXVIEC20091111_152718_20020301_000000_20500101_000000	1	17-SEP-2009 00:07:24
CROSS_SECTIONS_FILE	GOM_CRS_AXVIEC20091111_154832_20020301_000000_20500101_000000	1	17-SEP-2009 00:07:24



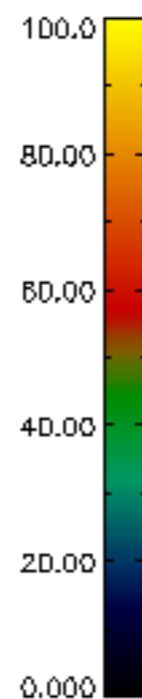
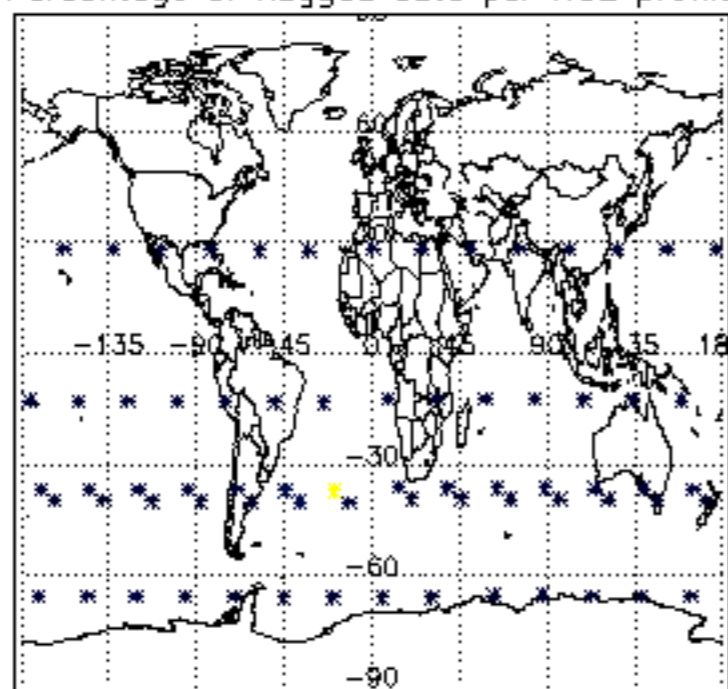
Percentage of flagged data per D3 profile



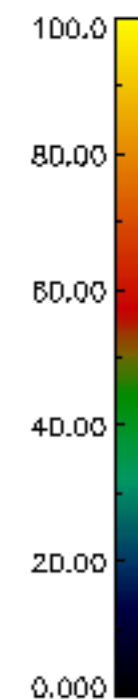
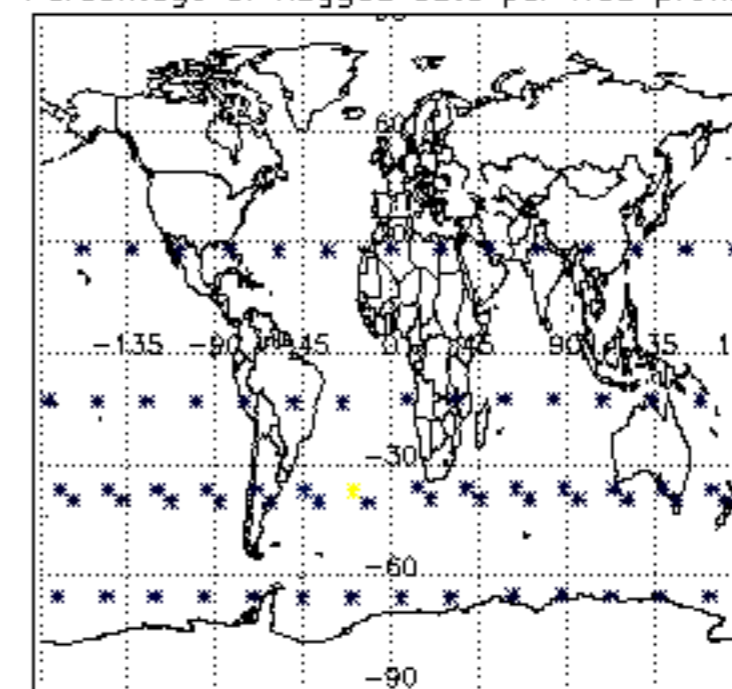
Percentage of flagged data per H2O profile

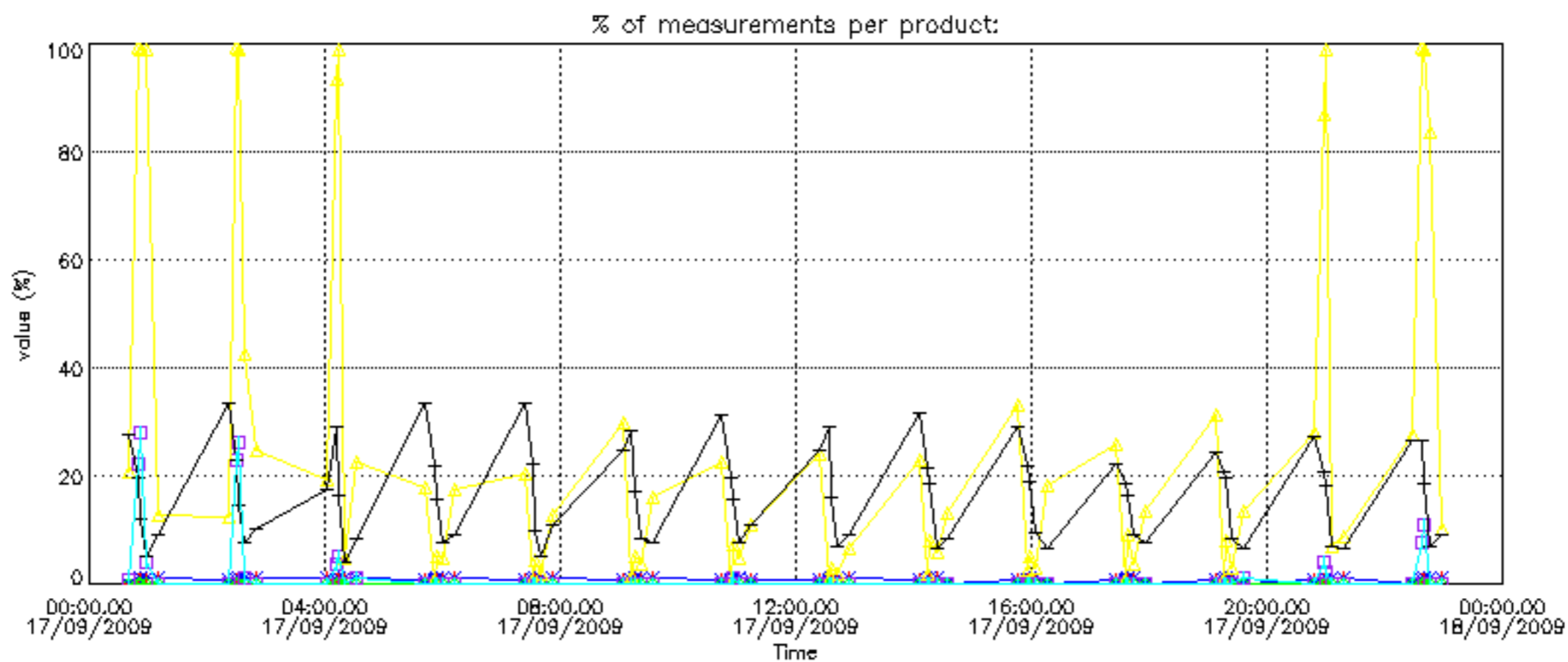


Percentage of flagged data per NO2 profile

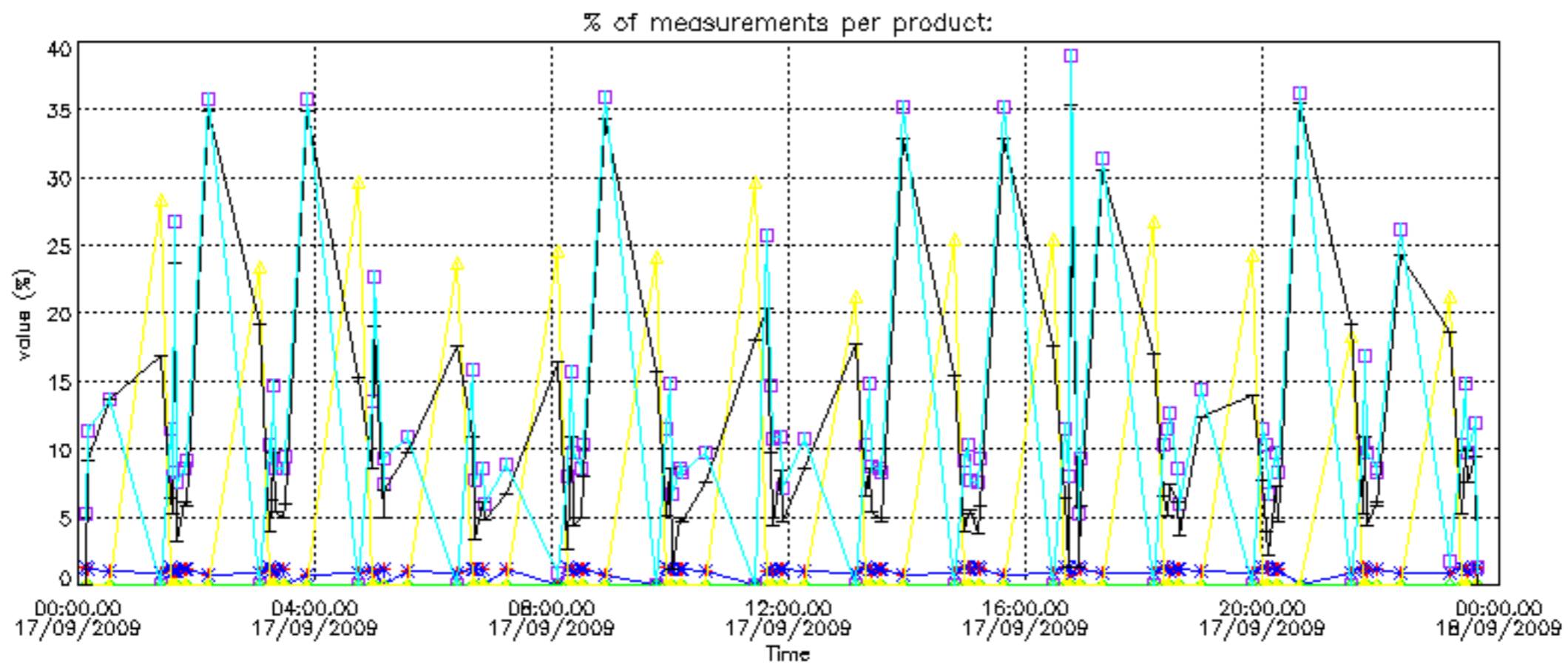


Percentage of flagged data per NO3 profile

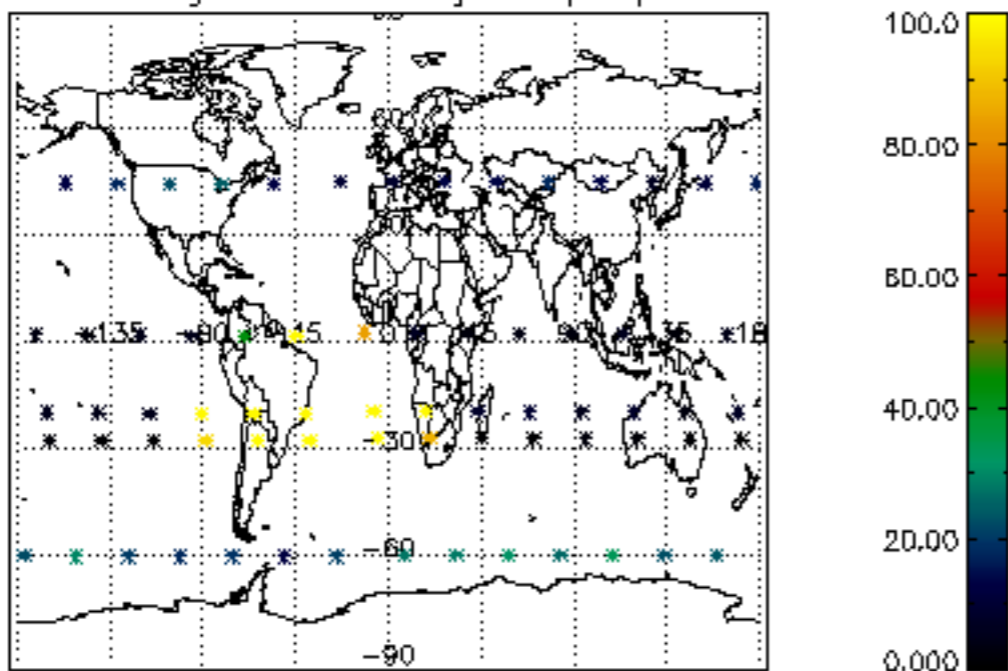




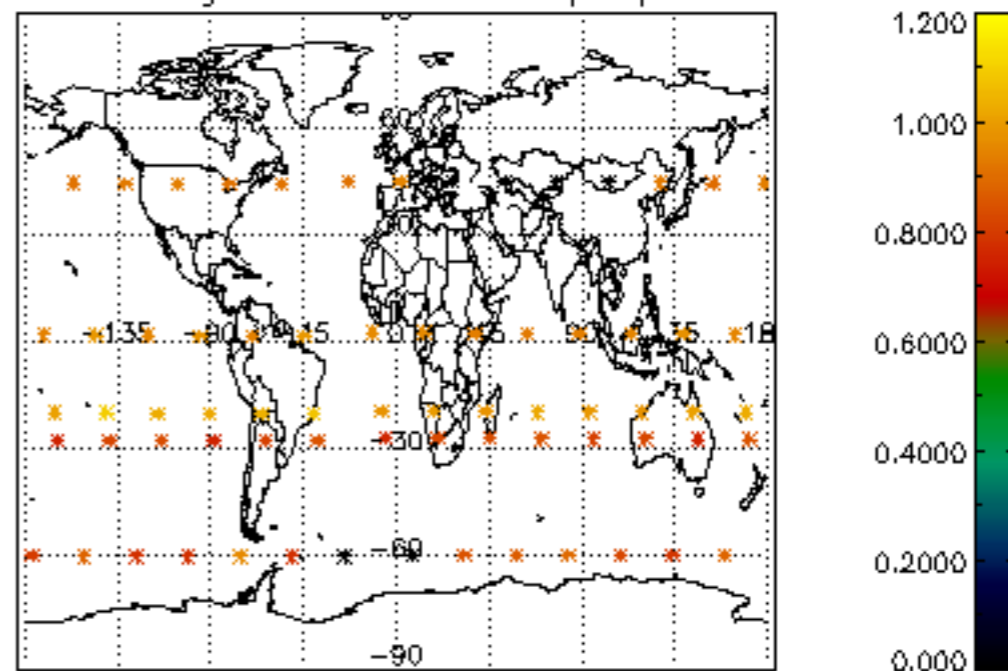




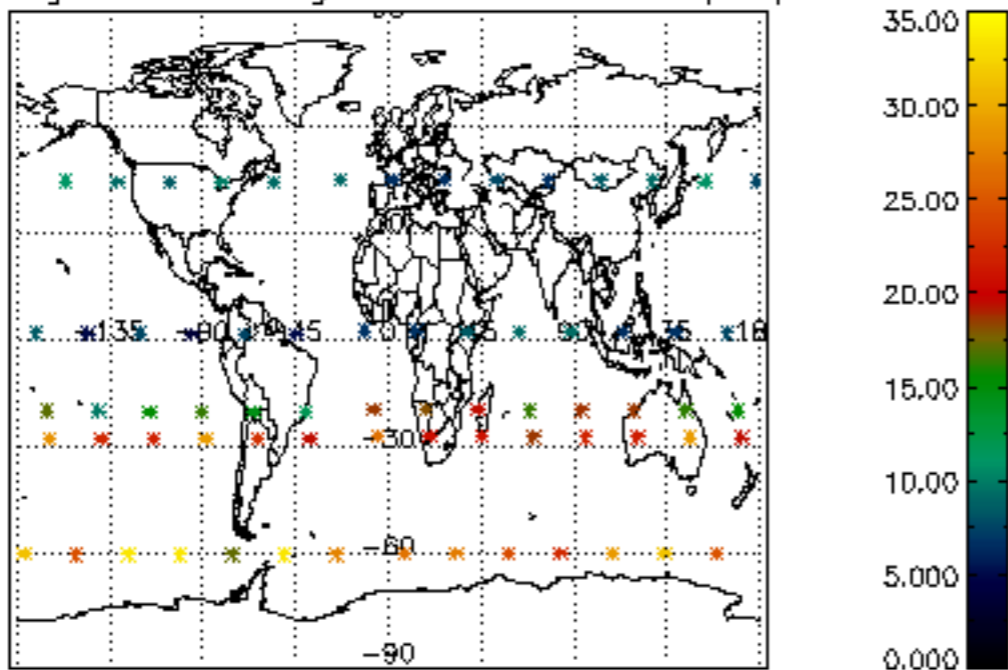
Percentage of cosmic ray hits per profile



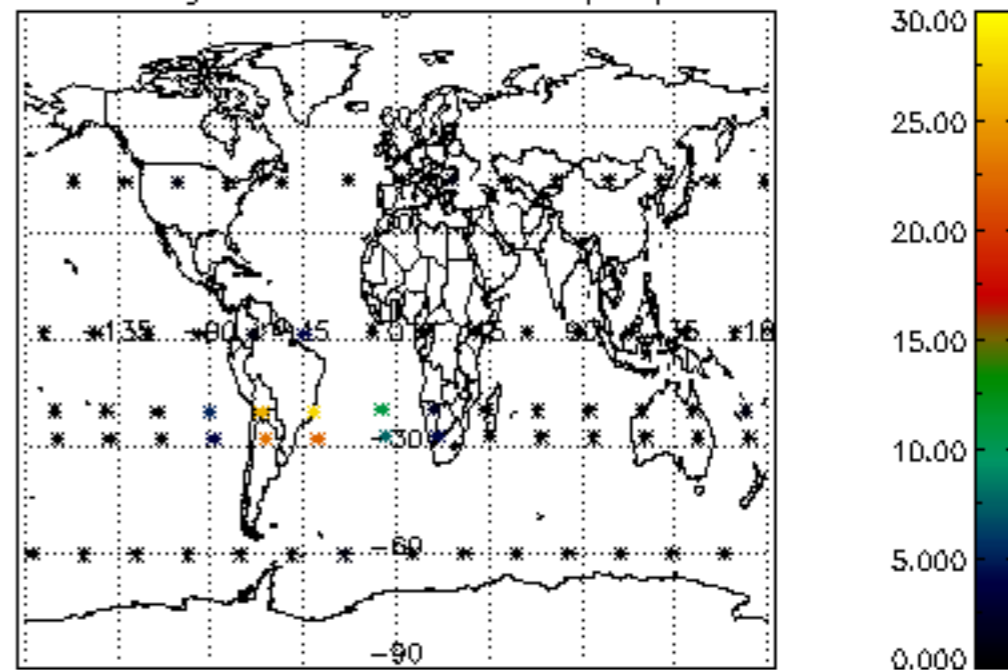
Percentage of datation errors per profile



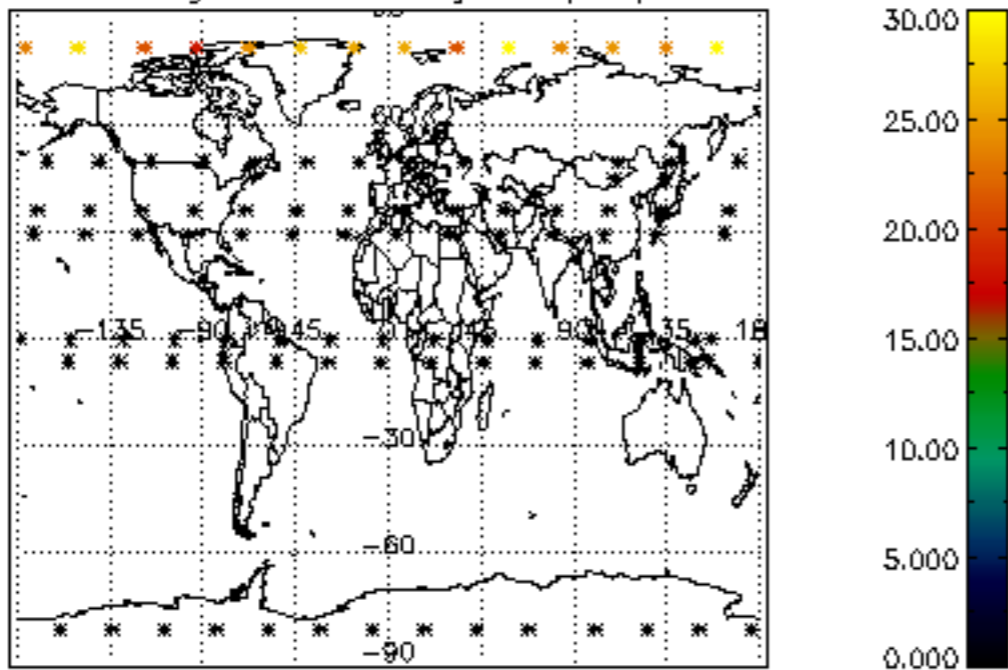
Percentage of star falling outside central band per profile



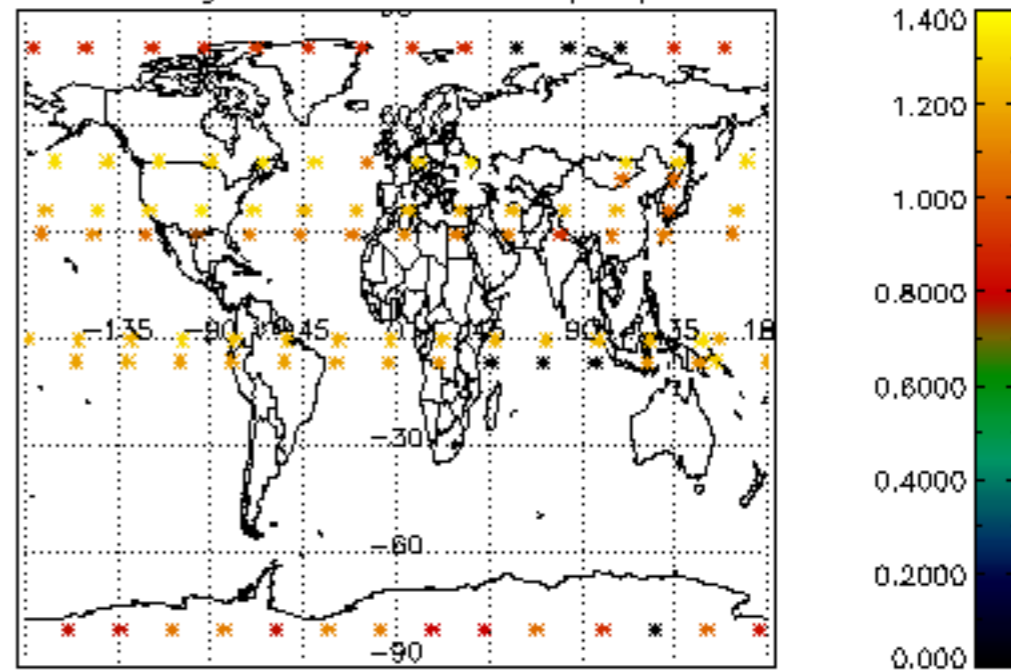
Percentage of saturation errors per profile



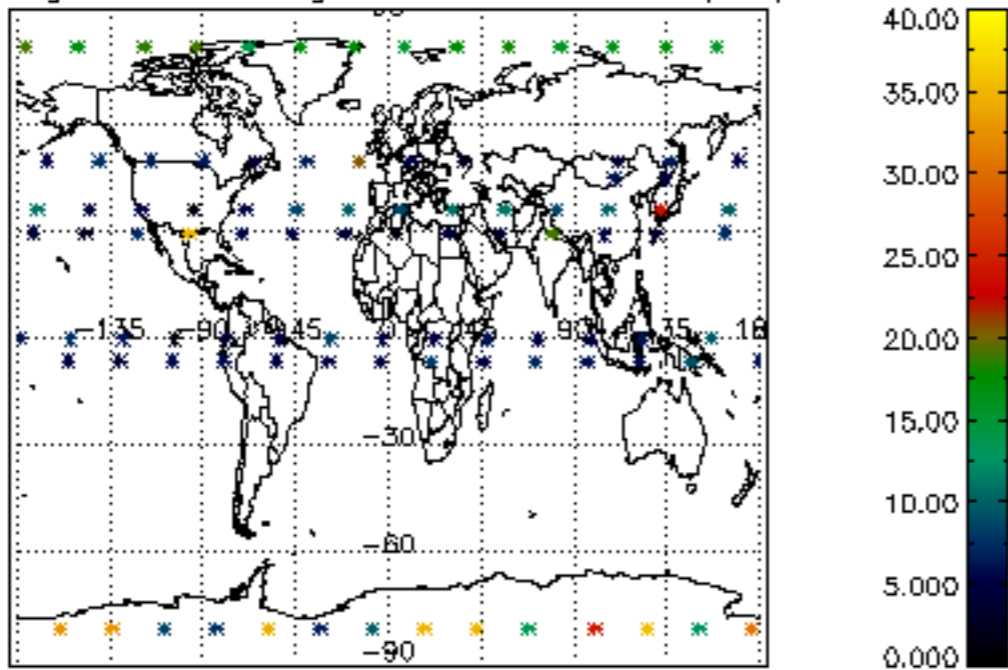
Percentage of cosmic ray hits per profile



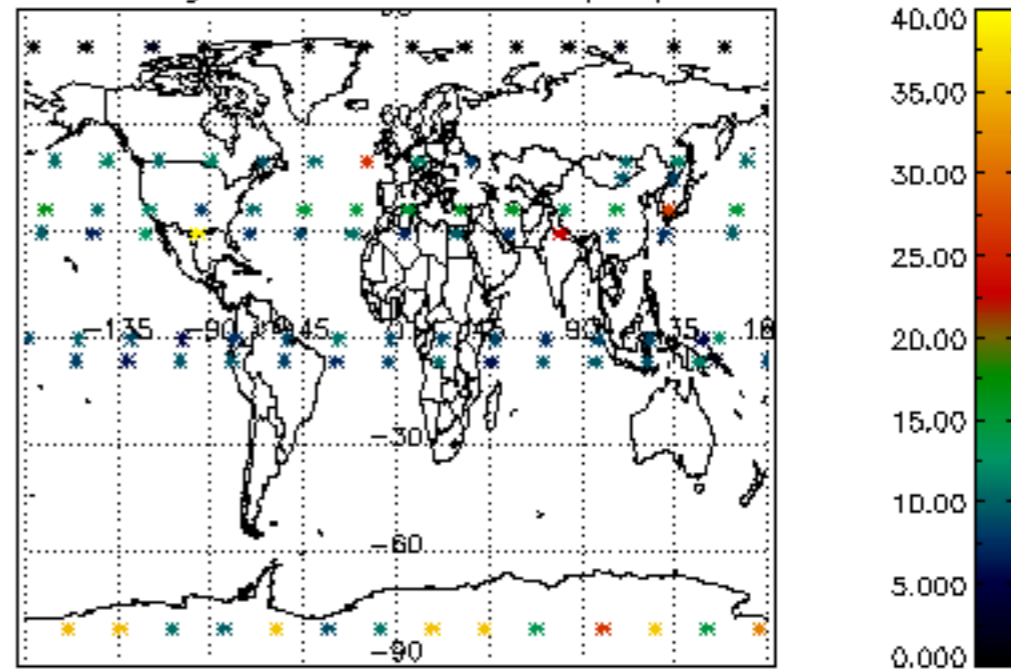
Percentage of datation errors per profile

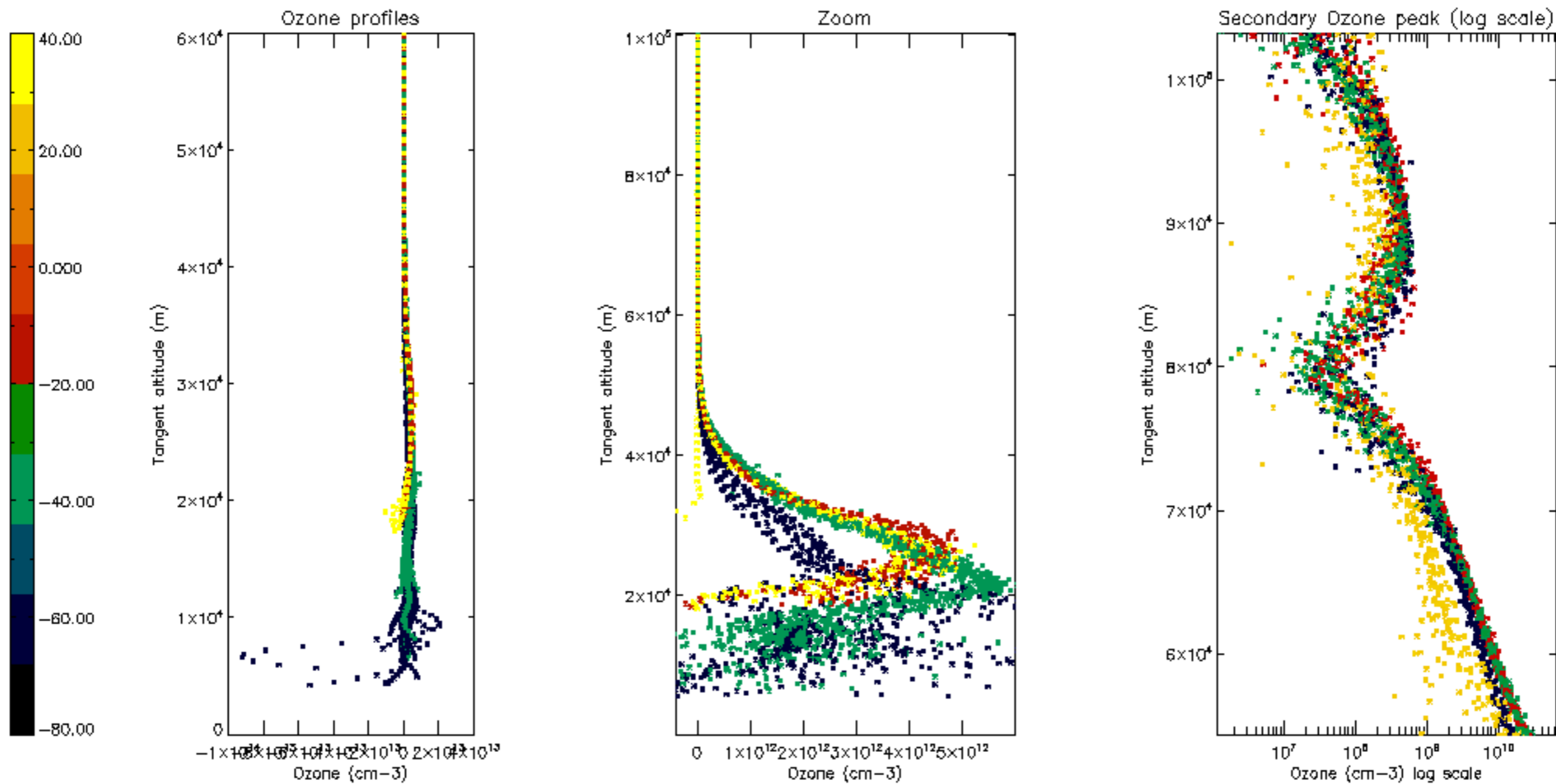


Percentage of star falling outside central band per profile

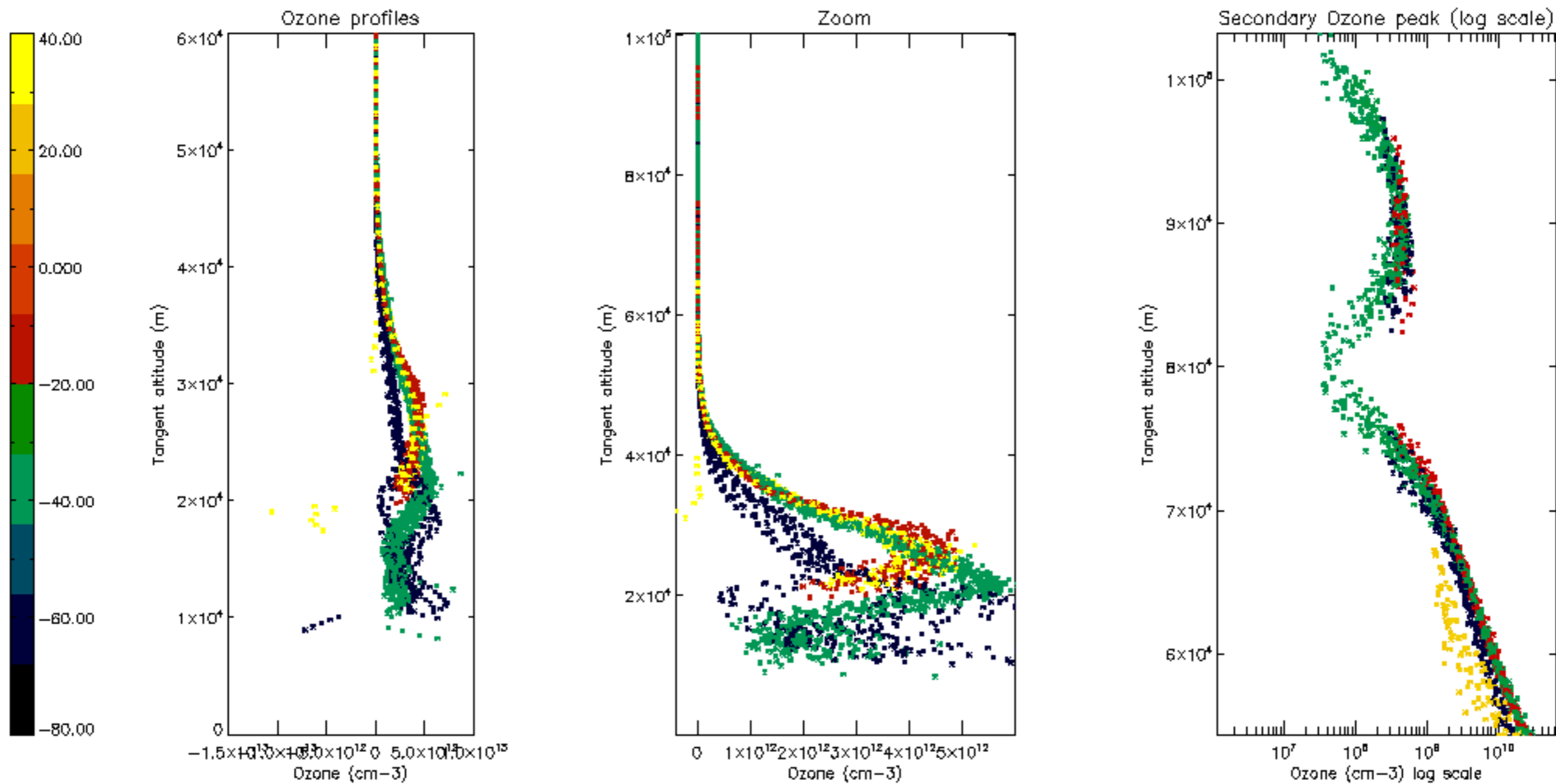


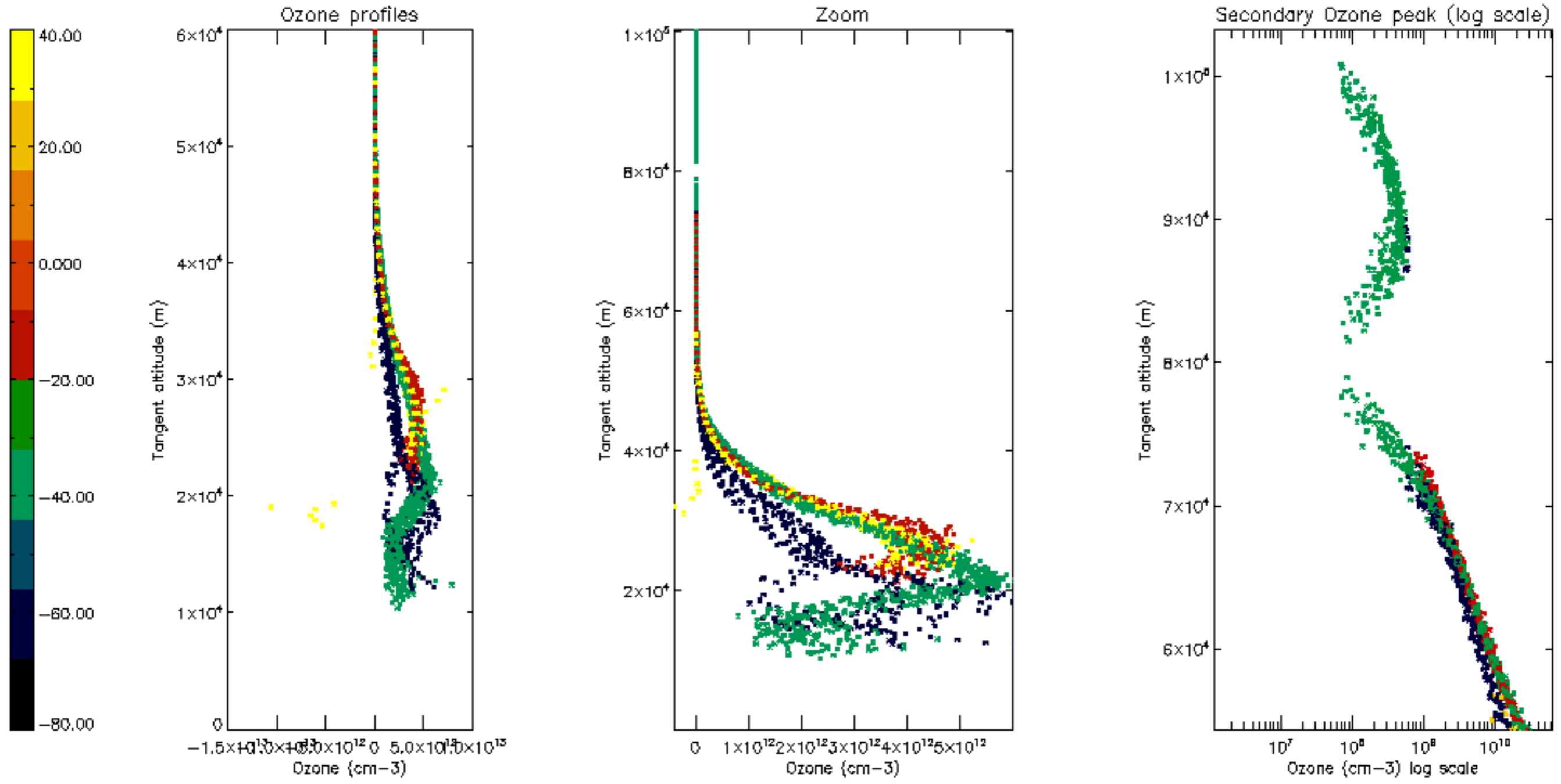
Percentage of saturation errors per profile

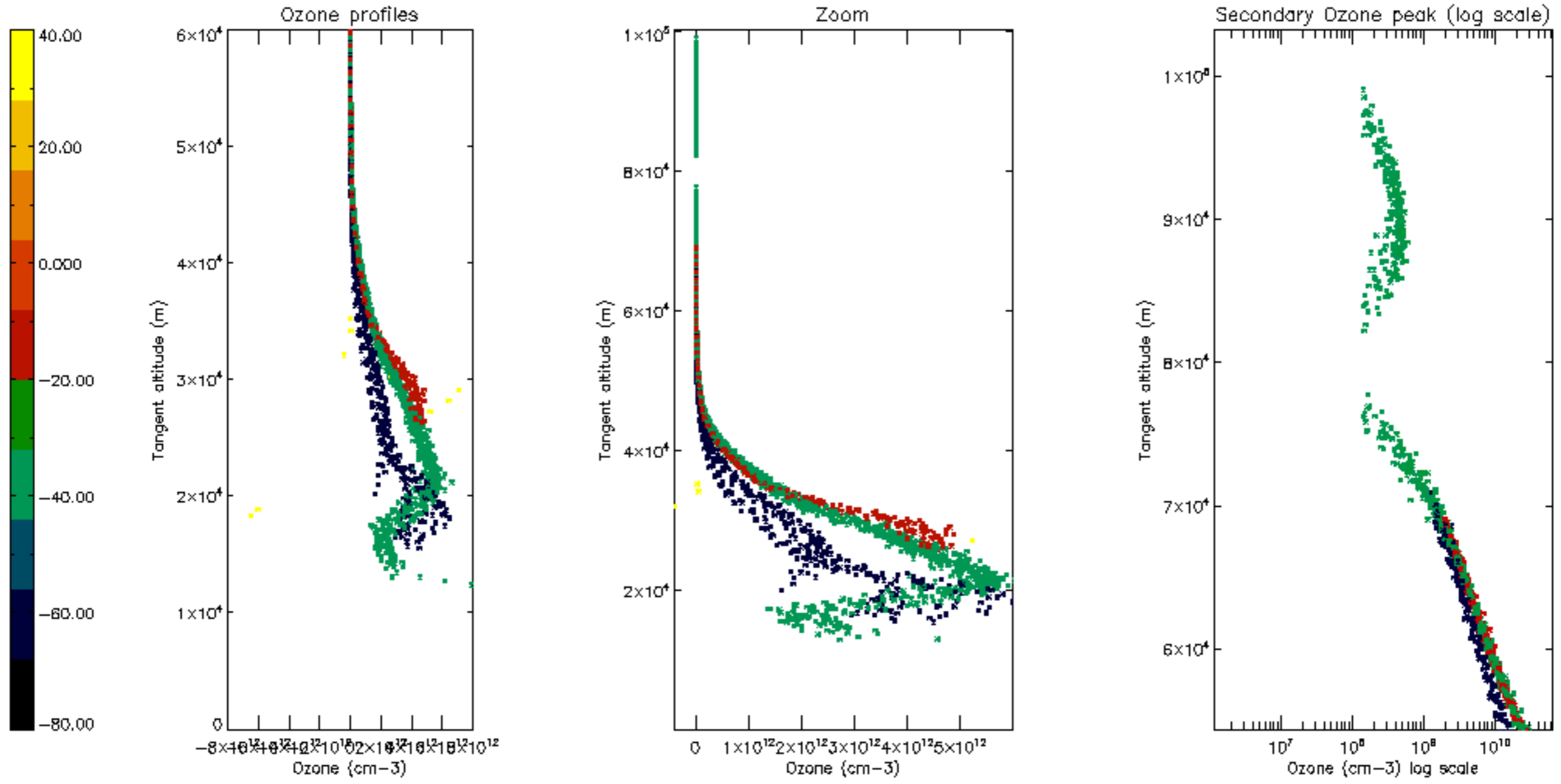


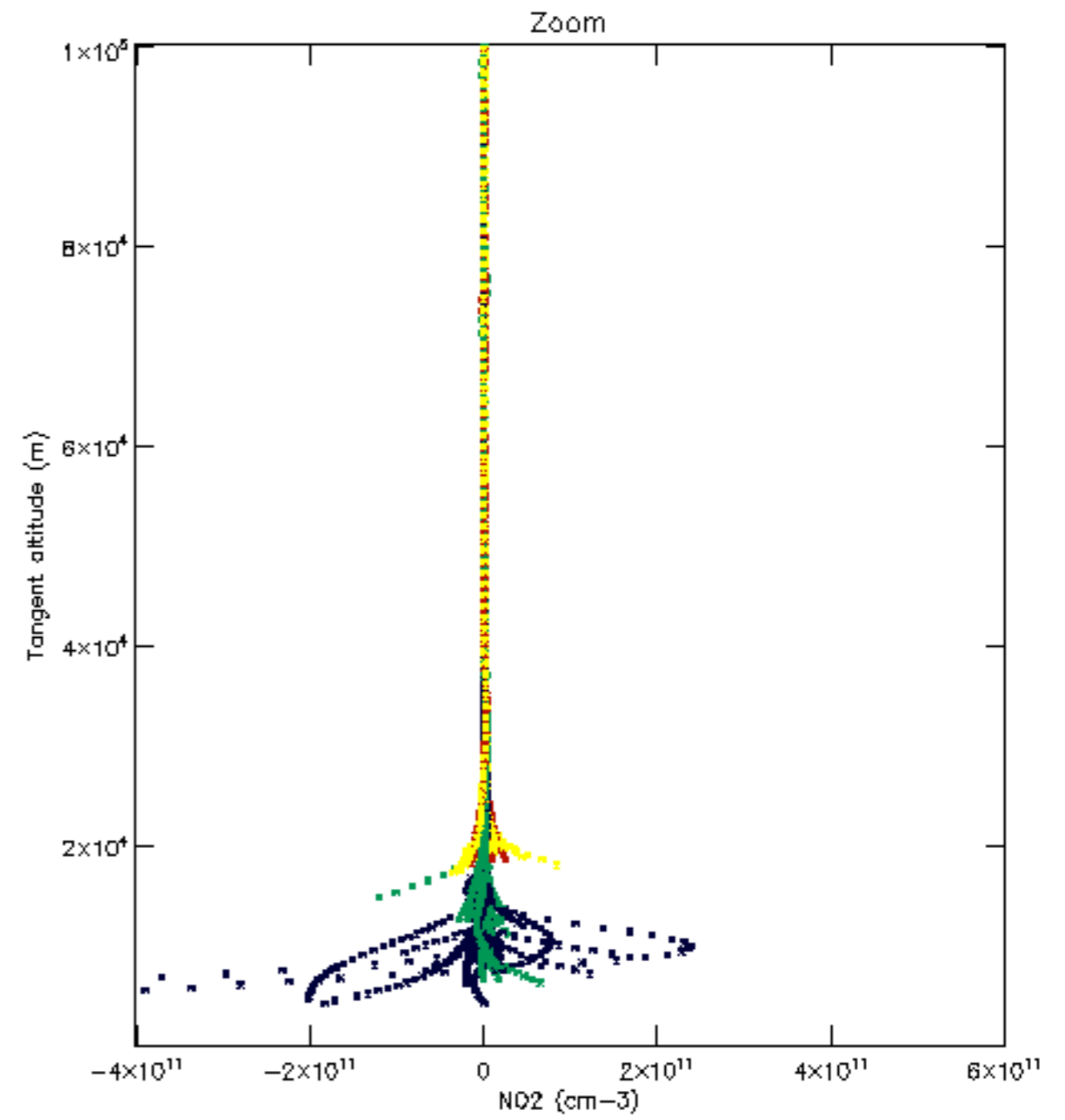
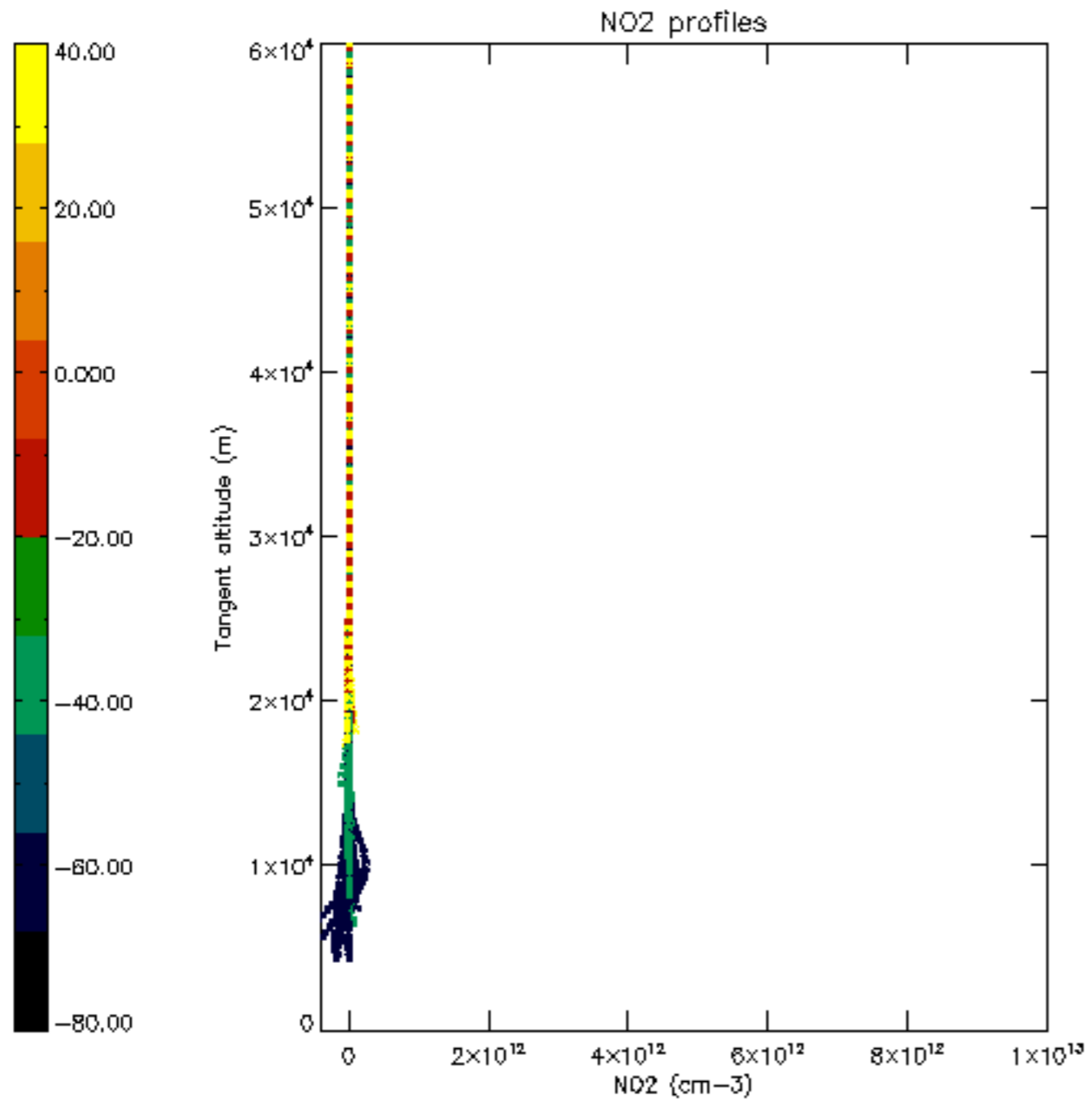




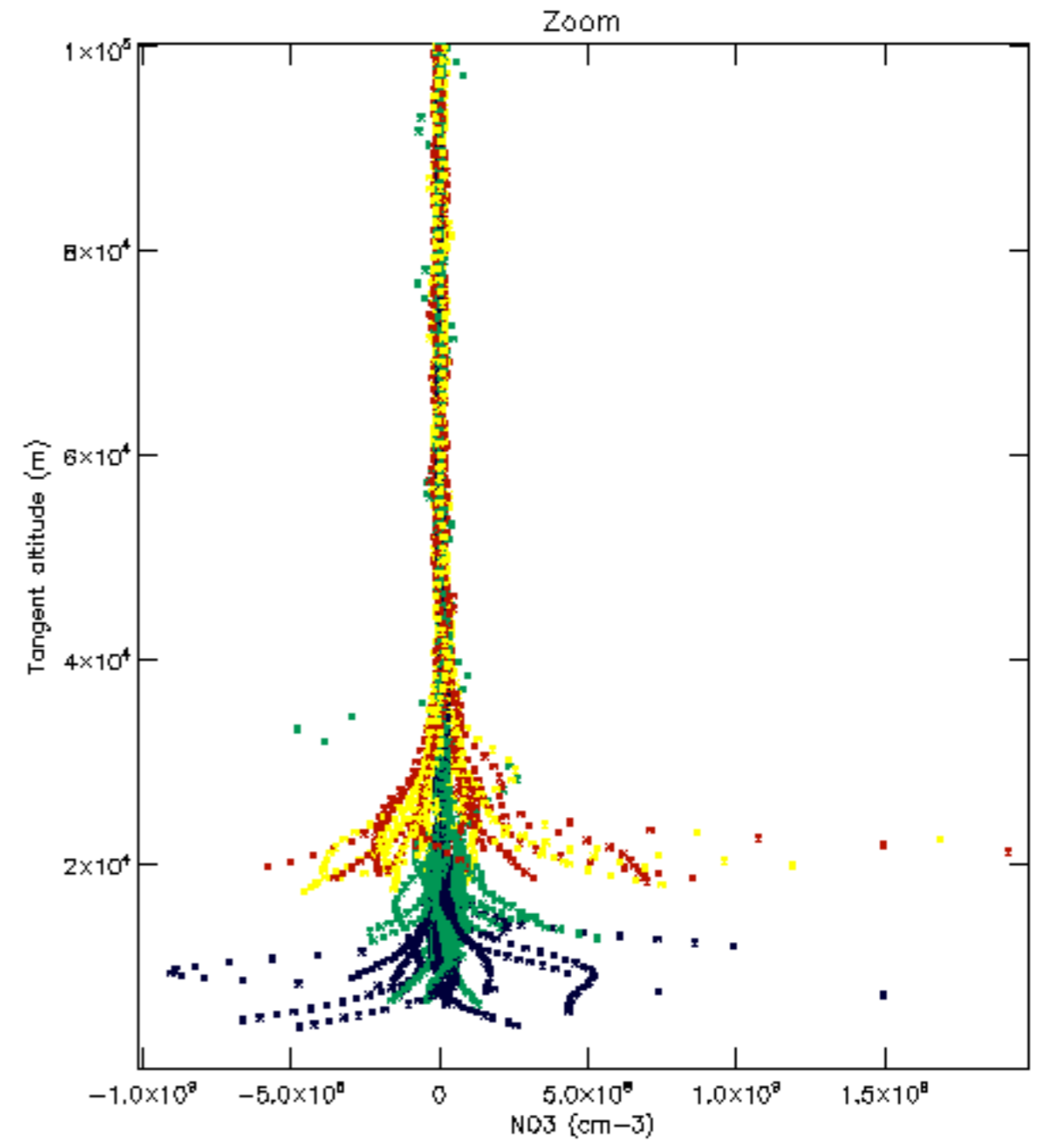
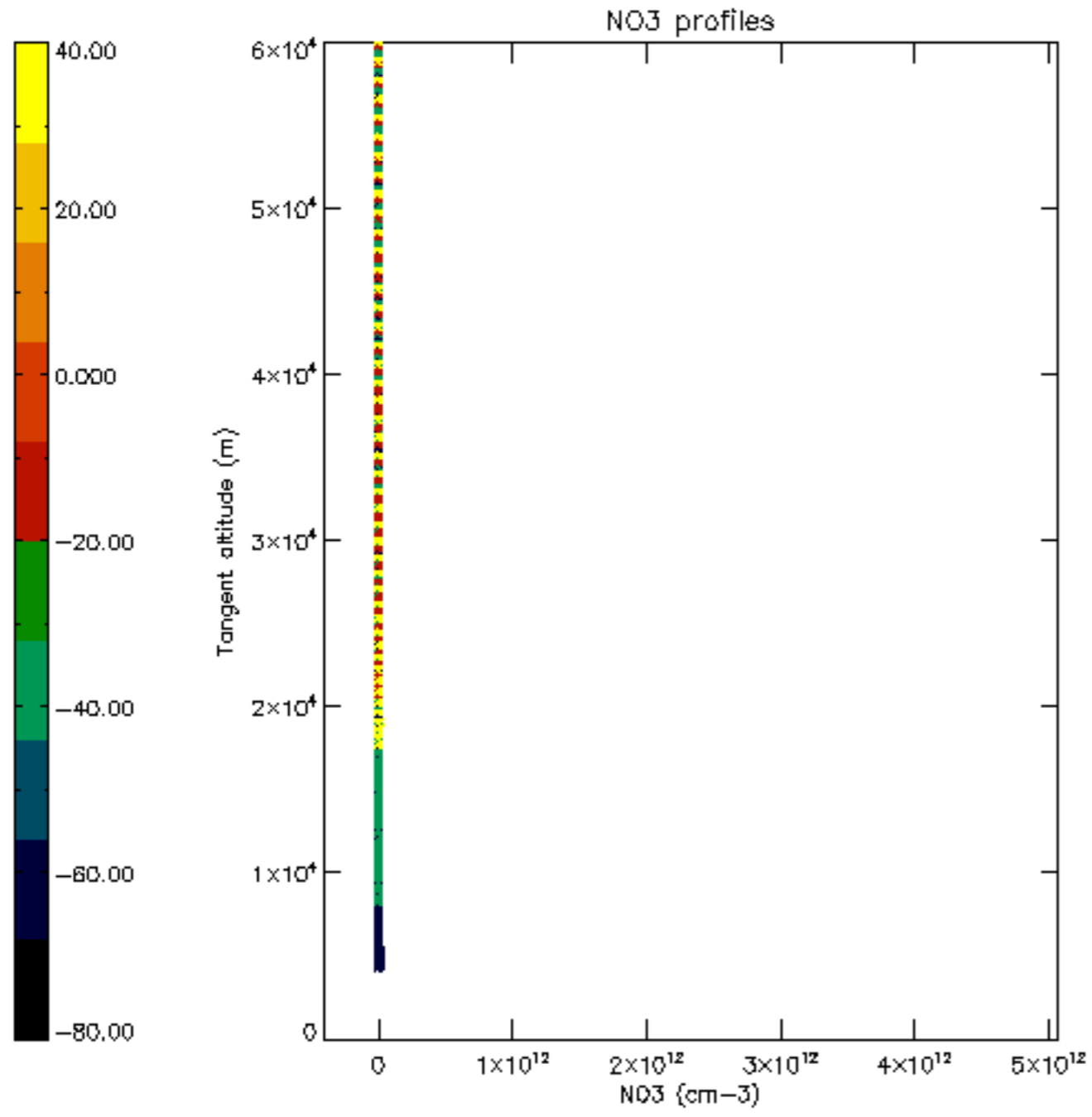


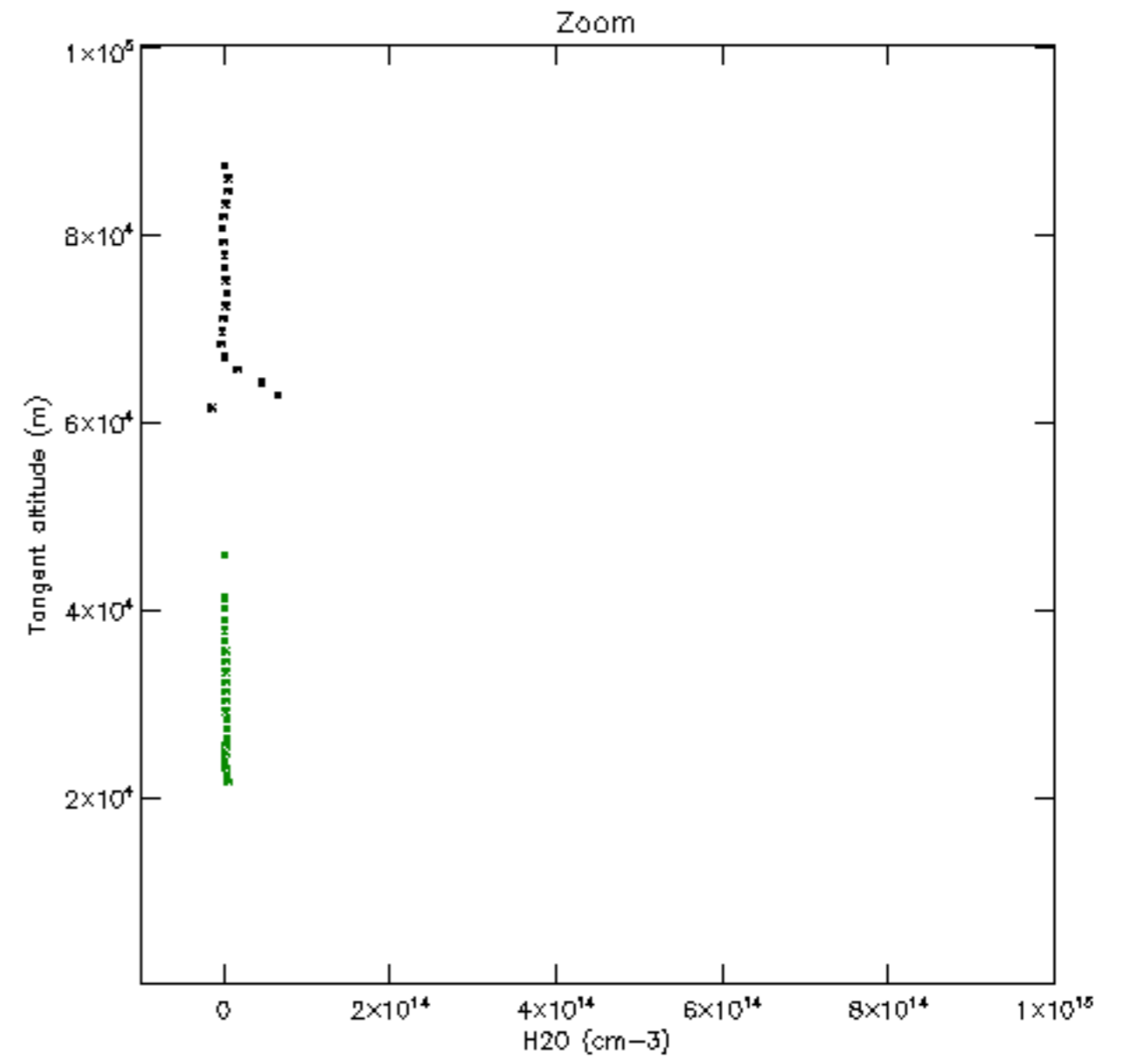
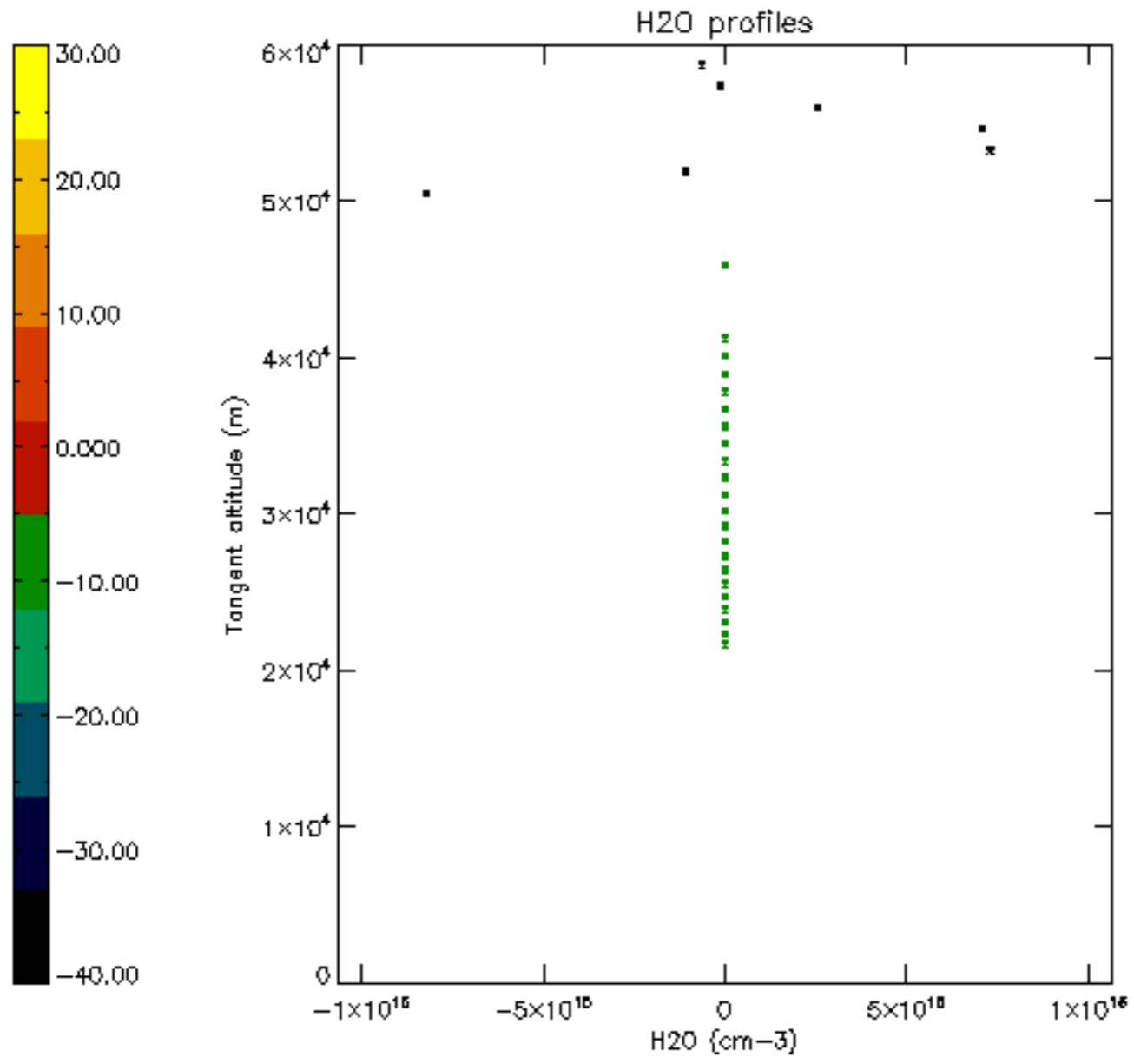


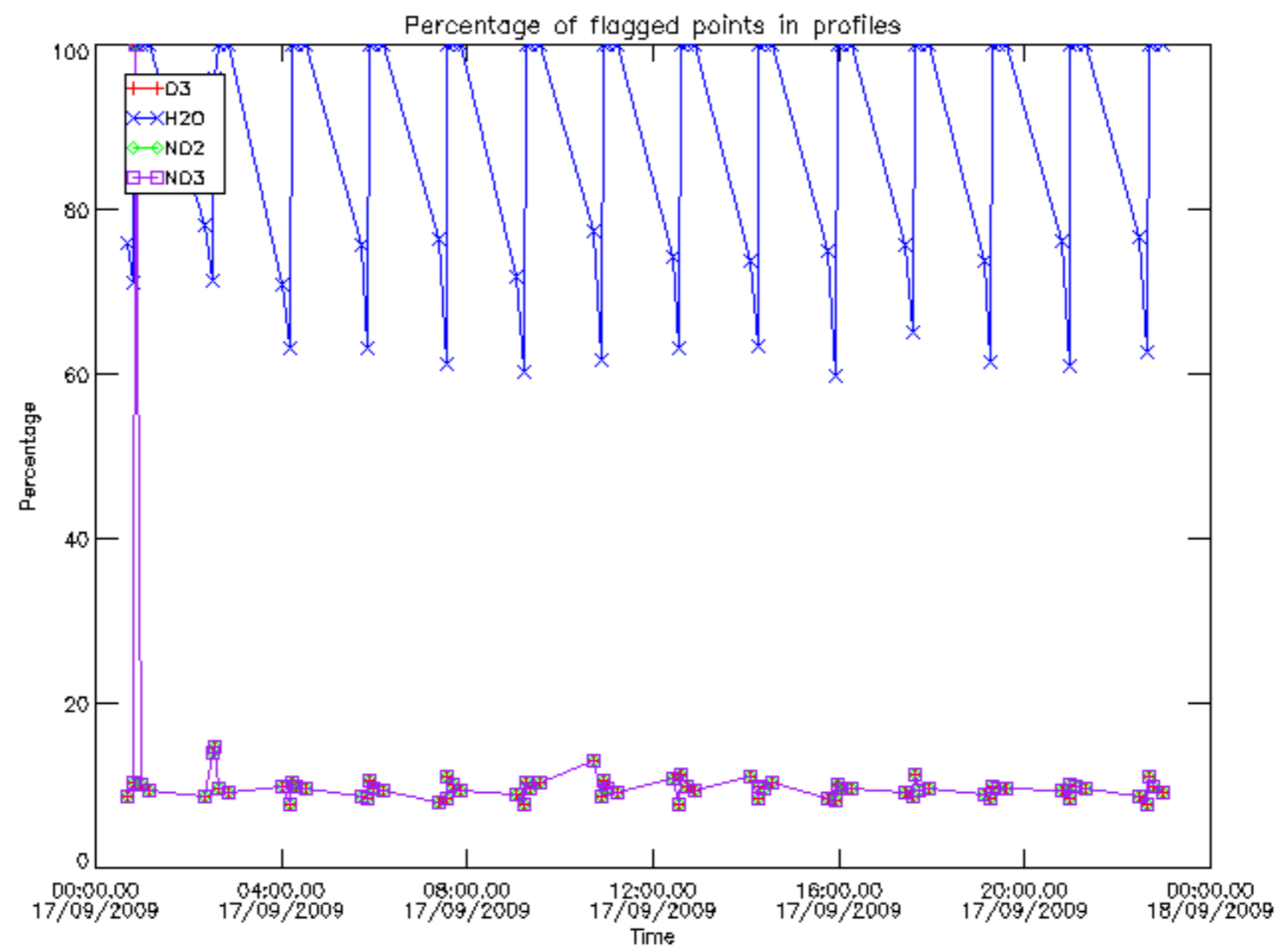




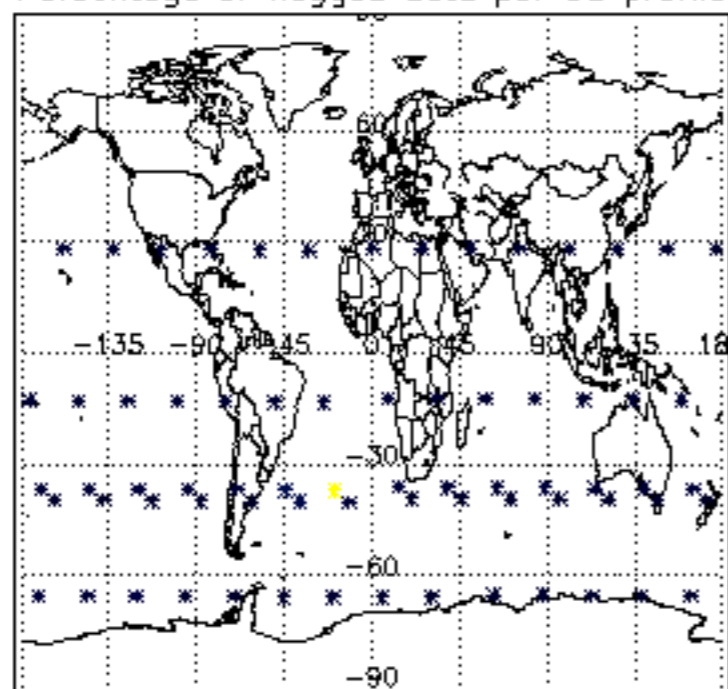




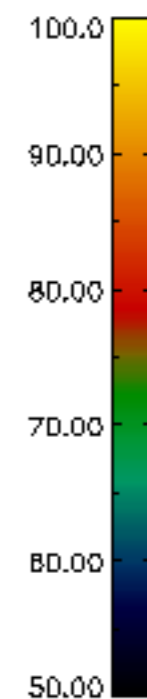
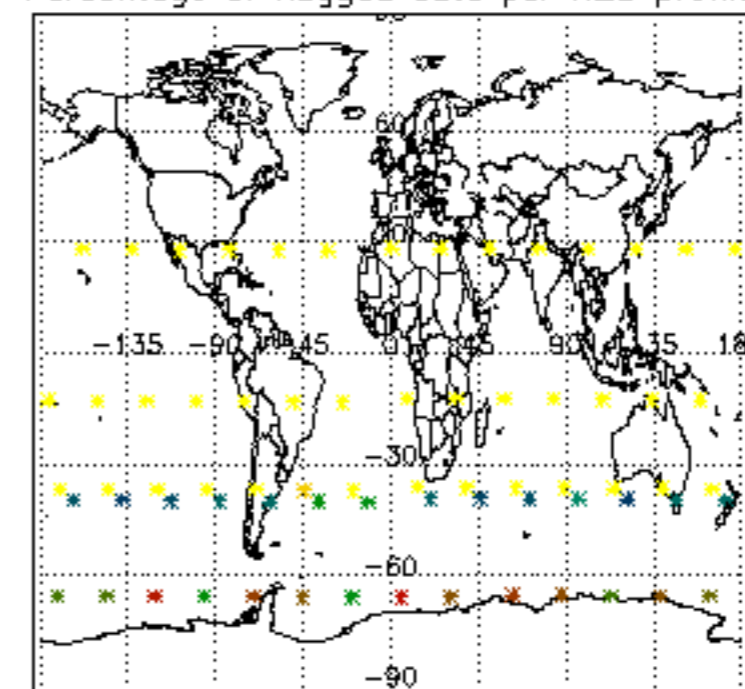




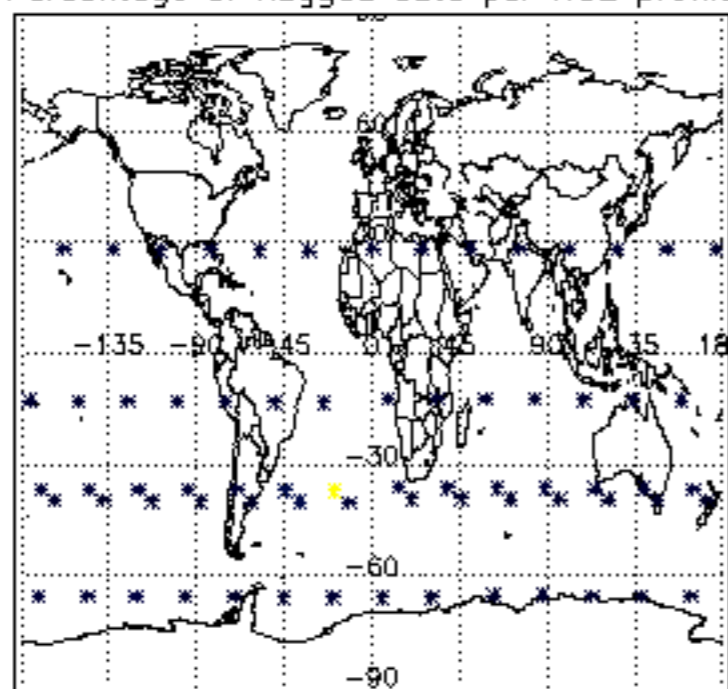
Percentage of flagged data per D3 profile



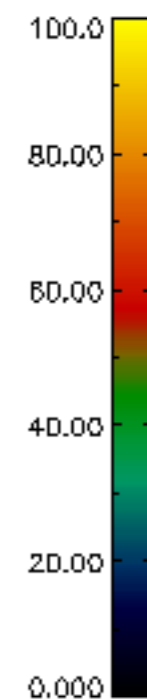
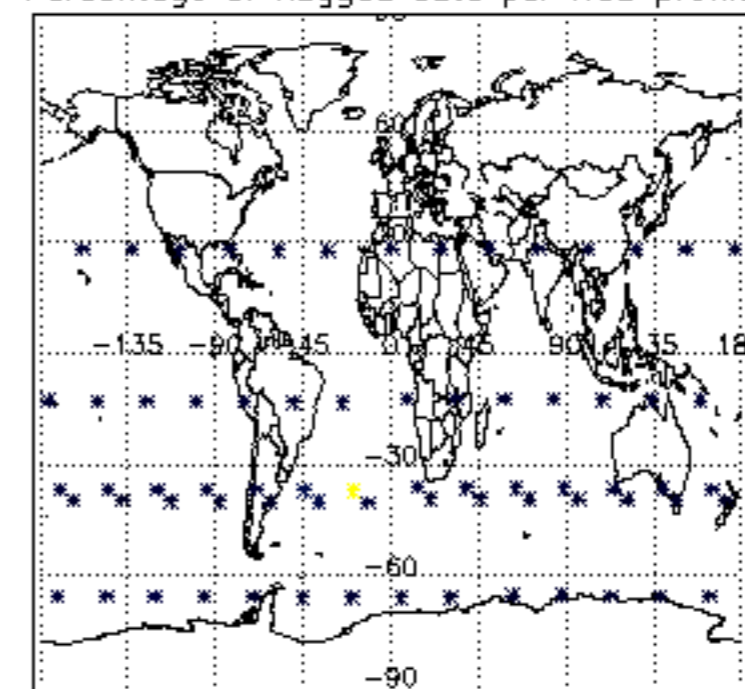
Percentage of flagged data per H2O profile



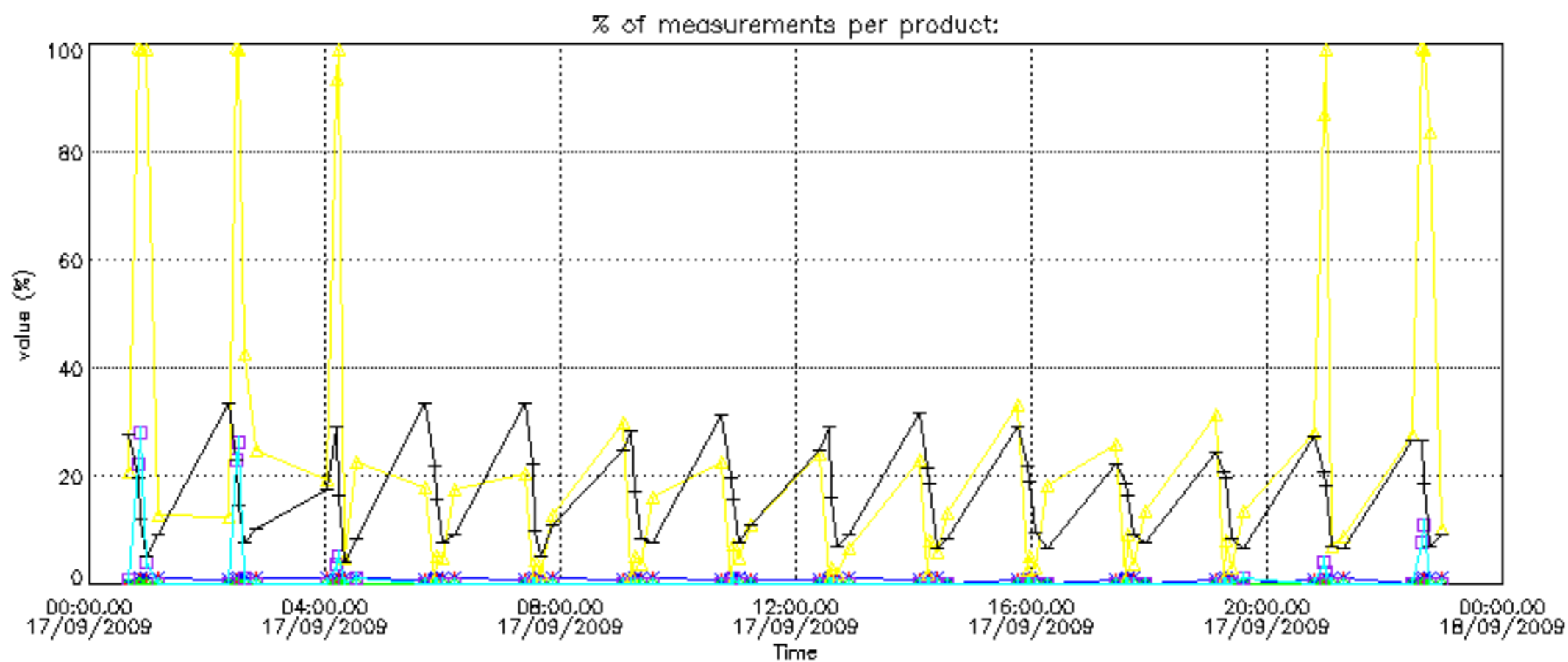
Percentage of flagged data per NO2 profile

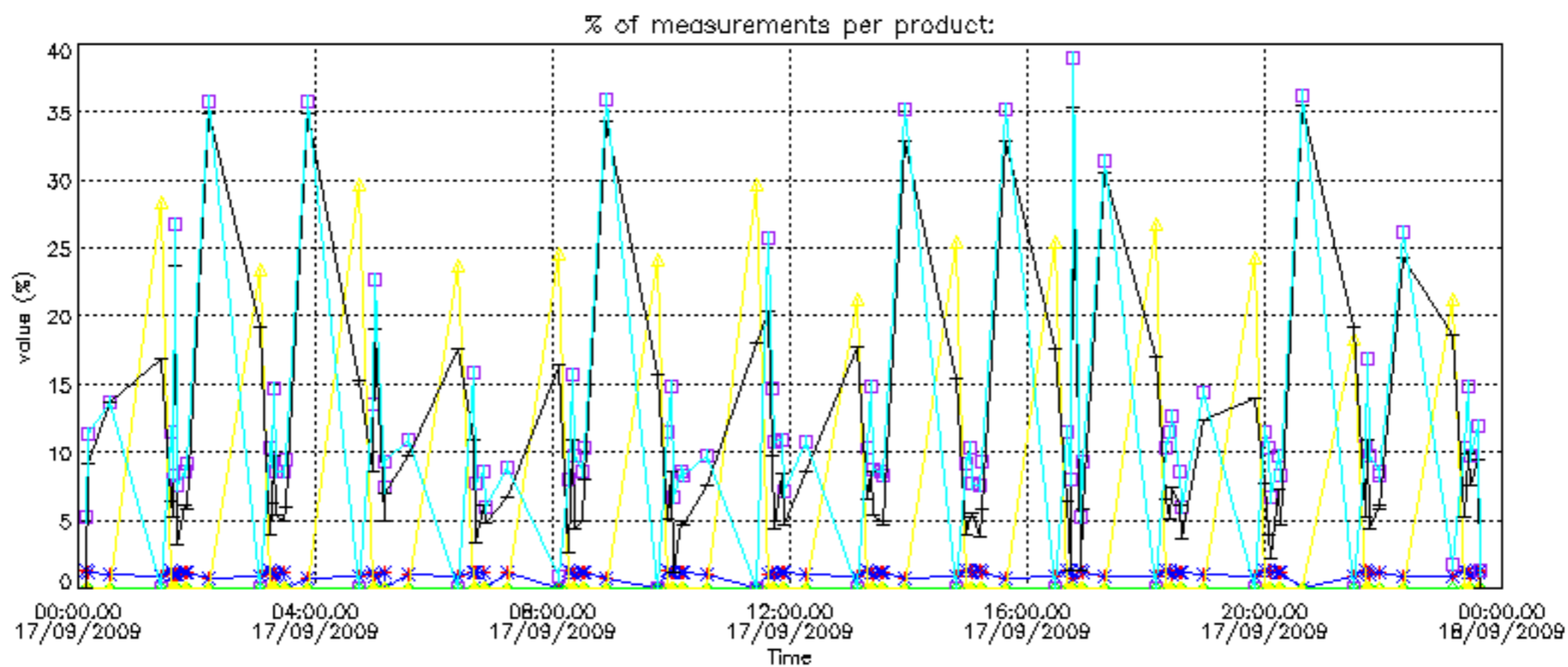


Percentage of flagged data per NO3 profile

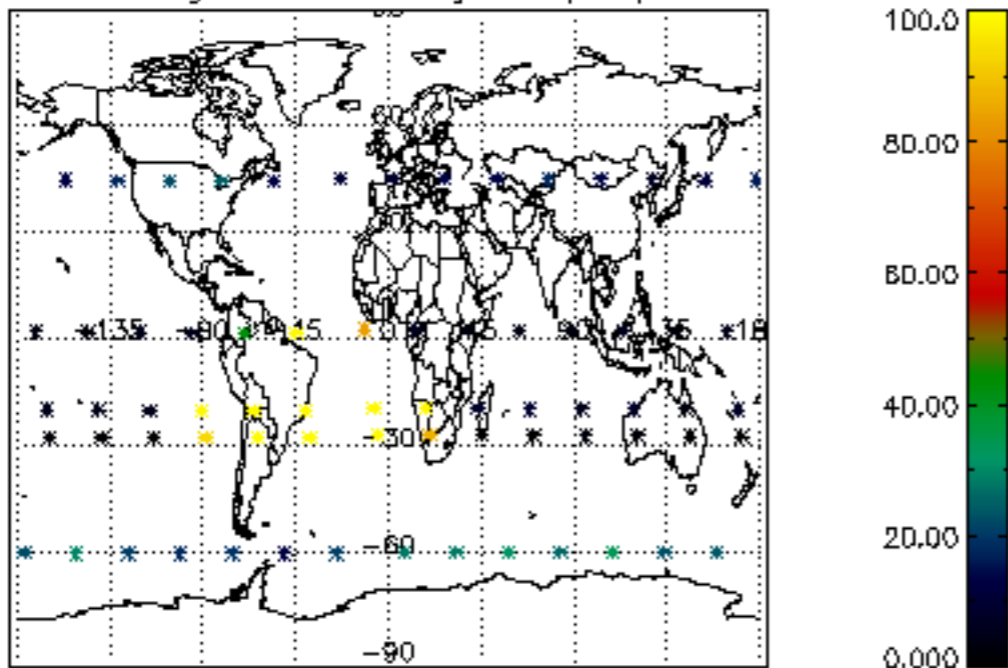




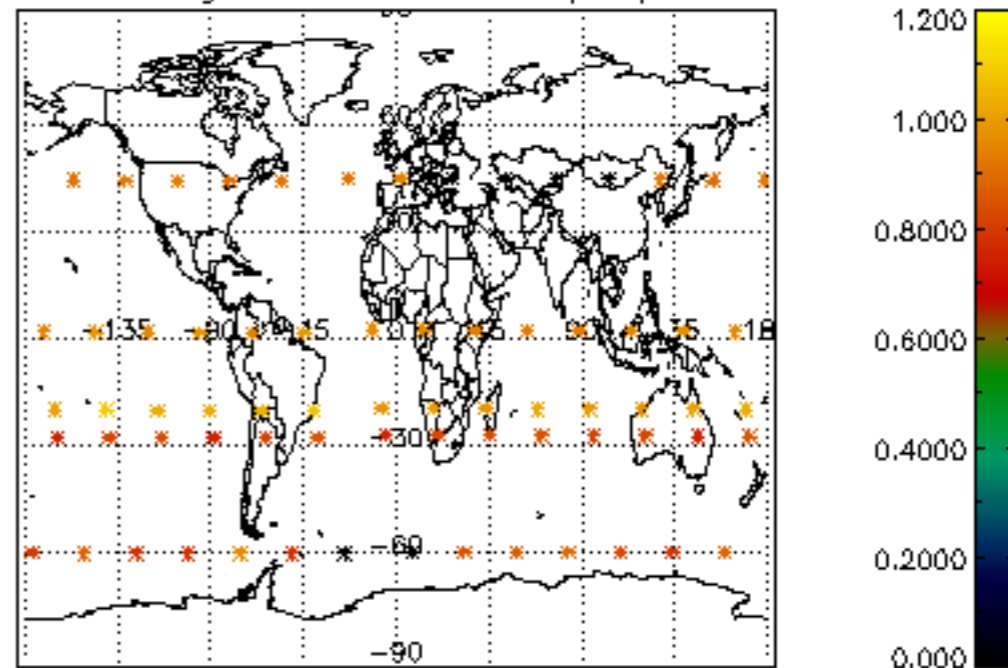




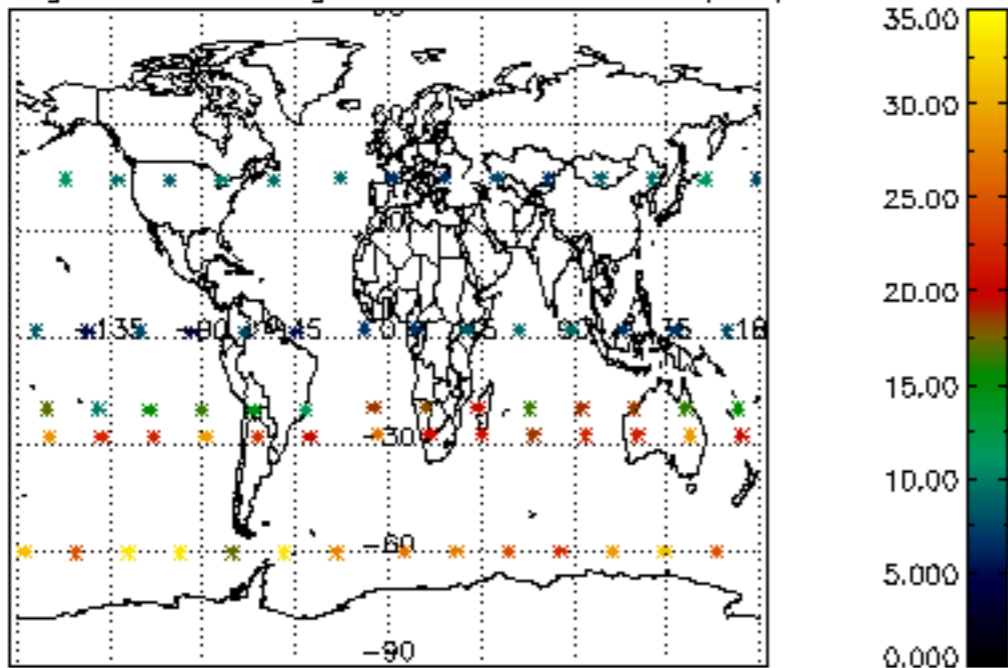
Percentage of cosmic ray hits per profile



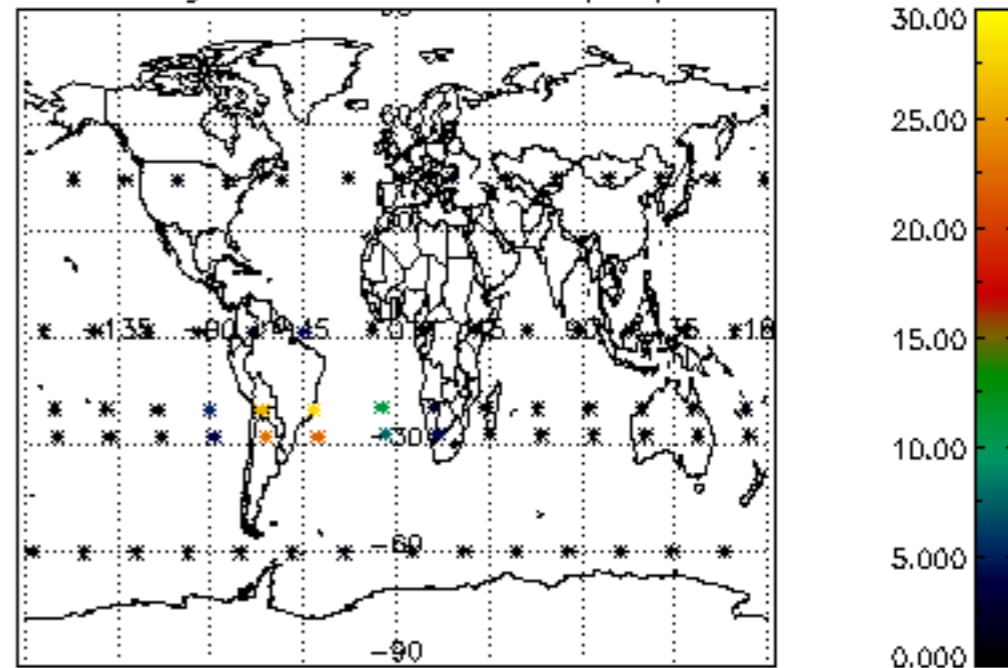
Percentage of datation errors per profile



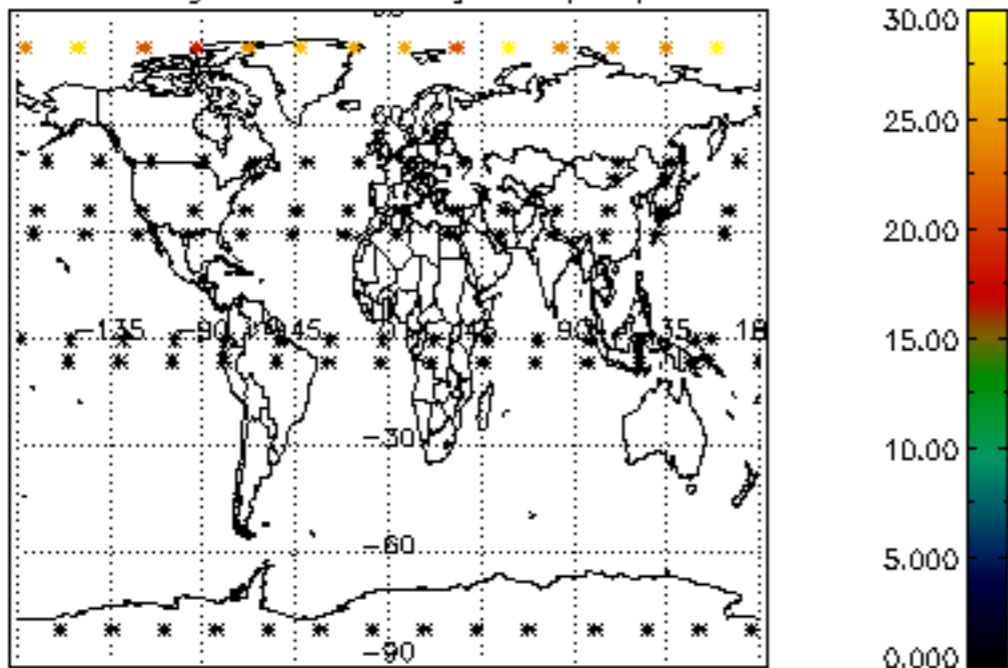
Percentage of star falling outside central band per profile



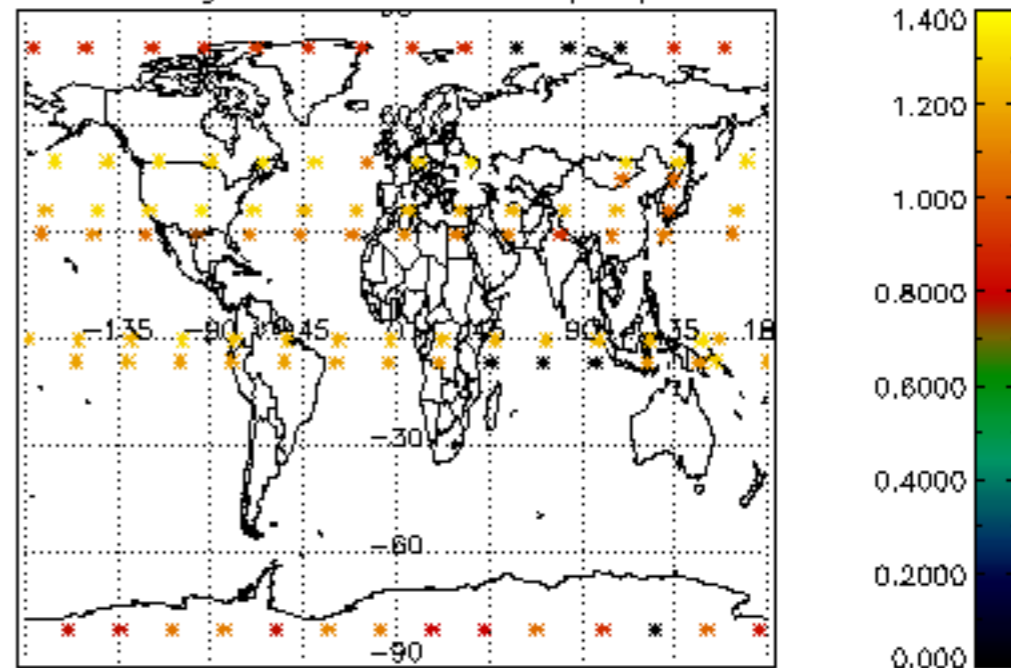
Percentage of saturation errors per profile



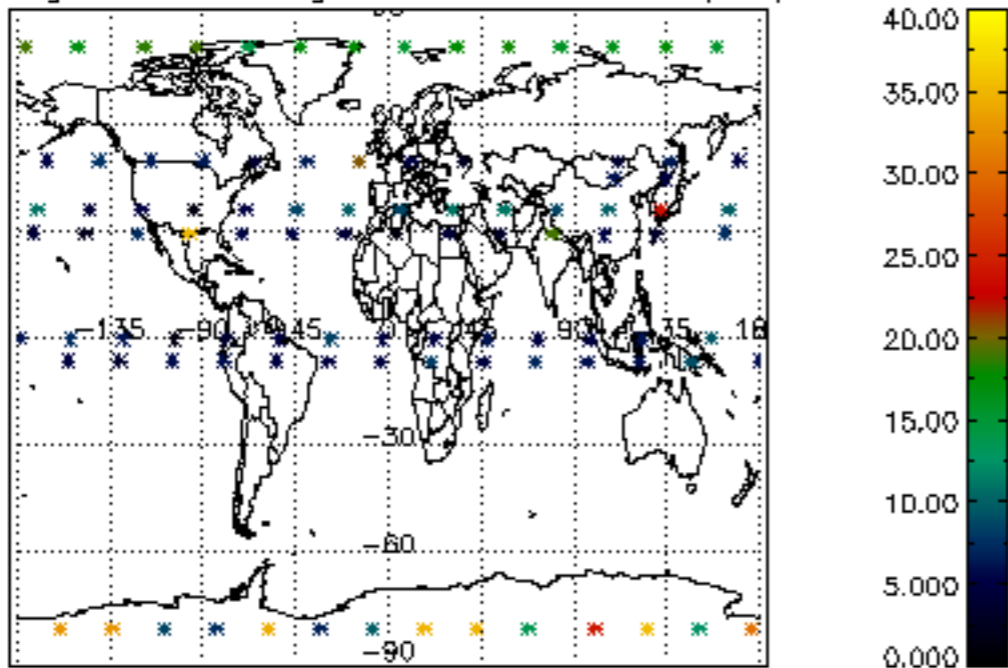
Percentage of cosmic ray hits per profile



Percentage of datation errors per profile



Percentage of star falling outside central band per profile



Percentage of saturation errors per profile

