

GOMOS Level 2 Daily Report

SUMMARY

[1. General Info](#)

[2. Summary of processed GOM_NL_2P products](#)

[3. Level 2 Quality information per product](#)

[3.1 Plot of level 2 quality information per product \(time dependant\)](#)

[3.2 Plot of level 2 quality information per product \(world map\)](#)

[4. Level 1 Quality information per product \(stored on level 2 products\)](#)

[4.1 Plot of level 1 quality information per product \(time dependant\)](#)

[4.1.1 Plot of level 1 quality information per product \(time dependant\): ASCENDING](#)

[4.1.2 Plot of level 1 quality information per product \(time dependant\): DESCENDING](#)

[4.2 Plot of level 1 quality information per product \(world map\)](#)

[4.2.1 Plot of level 1 quality information per product \(world map\): ASCENDING](#)

[4.2.2 Plot of level 1 quality information per product \(world map\): DESCENDING](#)

[5. Ozone profiles based on quality statistics and other trace gas profiles](#)

[5.1 Ozone statistics based on quality of products](#)

[5.2 Plot ozone profiles for all STD \(dark without errors\)](#)

[5.3 Plot ozone profiles where STD < 20% \(dark without errors\)](#)

[5.4. Plot ozone profiles where STD < 10% \(dark without errors\)](#)

[5.5. Plot ozone profiles where STD < 5% \(dark without errors\)](#)

[5.6 Plot NO2 profiles for all STD \(dark without errors\)](#)

[5.7 Plot NO3 profiles for all STD \(dark without errors\)](#)

[5.8 Plot H2O profiles \(only for occultations of stars 1,2,3,4,13,14,16,26,63 dark without errors\) for all STD](#)

[6. Auxiliary Data Files used for the production reported in section 2](#)

This report presents the daily analysis on parameters extracted from GOMOS level 2 data (GOM_NL__2P). It is intended to monitor some important parameters that will impact the quality of these products. A list of level 2 products (and content) that have arrived during the reporting day to the PCF is also given.

Item	Value
Time of report generation	26APR2013 12:47:14
Data source version	GOMOS/6.01
Start time of products	16-09-2009 (16SEP2009 00:00:00)
Stop time of products	17-09-2009 (17SEP2009 00:00:00)
Store outputs in DB	Yes
Nb of level 2 prods	191
Nb of prods with errors	0

2. Summary of processed GOM_NL__2P products.

Nr	Filename	UTC Start time	Limb	Duration	Star Id	Star Name	Star Mag	Star Temp	Nb Meas	Orbit	Prod. error
1	GOM_NL__2PRFIN20090916_000048_000000542082_00317_39449_6844.N1	16-SEP-2009 00:00:48	Dark	54.000	157	The1Eri	2.9060	9300.0	108	39449	No
2	GOM_NL__2PRFIN20090916_001407_000000602082_00317_39449_6845.N1	16-SEP-2009 00:14:07	Twilight	59.500	52	16Bet Cet	2.0370	4500.0	119	39449	No
3	GOM_NL__2PRFIN20090916_002459_000000402082_00317_39449_6846.N1	16-SEP-2009 00:24:59	Bright	39.500	90	54Alp Peg	2.4870	11000.	79	39449	No
4	GOM_NL__2PRFIN20090916_002629_000000492082_00317_39449_6847.N1	16-SEP-2009 00:26:29	Bright	48.500	140	88Gam Peg	2.8340	26000.	97	39449	No
5	GOM_NL__2PRFIN20090916_002851_000000392082_00317_39449_6848.N1	16-SEP-2009 00:28:51	Bright	39.000	93	53Bet Peg	2.5200	3100.0	78	39449	No
6	GOM_NL__2PRFIN20090916_003056_000000472082_00317_39449_6849.N1	16-SEP-2009 00:30:56	Bright	46.500	58	21Alp And	2.0730	11000.	93	39449	No
7	GOM_NL__2PRFIN20090916_003907_000000412082_00317_39449_6850.N1	16-SEP-2009 00:39:07	Bright	41.000	74	11Bet Cas	2.2680	6600.0	82	39449	No
8	GOM_NL__2PRFIN20090916_004054_000000432082_00317_39449_6851.N1	16-SEP-2009 00:40:54	Bright	43.000	76	27Gam Cas	2.3000	30000.	86	39449	No
9	GOM_NL__2PRFIN20090916_010321_000000452082_00317_39449_6852.N1	16-SEP-2009 01:03:21	Bright	45.000	24	66Alp Gem	1.5800	10200.	90	39449	No
10	GOM_NL__2PRFIN20090916_010635_000000562082_00317_39449_6853.N1	16-SEP-2009 01:06:35	Twilight	56.000	170	27Eps Gem	3.0000	9700.0	112	39449	No
11	GOM_NL__2PRFIN20090916_011203_000000552082_00317_39449_6854.N1	16-SEP-2009 01:12:03	Twilight	55.000	8	10Alp CMi	0.40000	6500.0	110	39449	No
12	GOM_NL__2PRFIN20090916_012111_000000602082_00317_39449_6855.N1	16-SEP-2009 01:21:11	Dark	60.000	1	9Alp CMa	-1.4400	11000.	120	39449	No
13	GOM_NL__2PRFIN20090916_012323_000000482082_00317_39449_6856.N1	16-SEP-2009 01:23:23	Dark	48.000	23	21Eps CMa	1.5020	26000.	96	39449	No
14	GOM_NL__2PRFIN20090916_012923_000000522082_00318_39450_6857.N1	16-SEP-2009 01:29:23	Dark	52.000	108	Alp Col	2.6520	15200.	104	39450	No
15	GOM_NL__2PRFIN20090916_014125_000000552082_00318_39450_6858.N1	16-SEP-2009 01:41:25	Dark	55.000	157	The1Eri	2.9060	9300.0	110	39450	No
16	GOM_NL__2PRFIN20090916_015443_000000572082_00318_39450_6859.N1	16-SEP-2009 01:54:43	Twilight	57.000	52	16Bet Cet	2.0370	4500.0	114	39450	No
17	GOM_NL__2PRFIN20090916_020535_000000382082_00318_39450_6860.N1	16-SEP-2009 02:05:35	Bright	38.000	90	54Alp Peg	2.4870	11000.	76	39450	No
18	GOM_NL__2PRFIN20090916_020704_000000502082_00318_39450_6861.N1	16-SEP-2009 02:07:04	Bright	50.000	140	88Gam Peg	2.8340	26000.	100	39450	No
19	GOM_NL__2PRFIN20090916_020927_000000432082_00318_39450_6862.N1	16-SEP-2009 02:09:27	Bright	42.500	93	53Bet Peg	2.5200	3100.0	85	39450	No
20	GOM_NL__2PRFIN20090916_021131_000000482082_00318_39450_6863.N1	16-SEP-2009 02:11:31	Bright	47.500	58	21Alp And	2.0730	11000.	95	39450	No
21	GOM_NL__2PRFIN20090916_021942_000000382082_00318_39450_6864.N1	16-SEP-2009 02:19:42	Bright	37.500	74	11Bet Cas	2.2680	6600.0	75	39450	No
22	GOM_NL__2PRFIN20090916_022130_000000402082_00318_39450_6865.N1	16-SEP-2009 02:21:30	Bright	39.500	76	27Gam Cas	2.3000	30000.	79	39450	No
23	GOM_NL__2PRFIN20090916_024358_000000472082_00318_39450_6866.N1	16-SEP-2009 02:43:58	Bright	47.000	24	66Alp Gem	1.5800	10200.	94	39450	No
24	GOM_NL__2PRFIN20090916_024712_000000482082_00318_39450_6867.N1	16-SEP-2009 02:47:12	Twilight	48.000	170	27Eps Gem	3.0000	9700.0	96	39450	No
25	GOM_NL__2PRFIN20090916_025240_000000532082_00318_39450_6868.N1	16-SEP-2009 02:52:40	Twilight	52.500	8	10Alp CMi	0.40000	6500.0	105	39450	No
26	GOM_NL__2PRFIN20090916_030148_000000582082_00318_39450_6869.N1	16-SEP-2009 03:01:48	Dark	57.500	1	9Alp CMa	-1.4400	11000.	115	39450	No
27	GOM_NL__2PRFIN20090916_032202_000000552082_00319_39451_6871.N1	16-SEP-2009 03:22:02	Dark	55.000	157	The1Eri	2.9060	9300.0	110	39451	No
28	GOM_NL__2PRFIN20090916_033519_000000582082_00319_39451_6872.N1	16-SEP-2009 03:35:19	Twilight	58.000	52	16Bet Cet	2.0370	4500.0	116	39451	No
29	GOM_NL__2PRFIN20090916_034611_000000392082_00319_39451_6873.N1	16-SEP-2009 03:46:11	Bright	39.000	90	54Alp Peg	2.4870	11000.	78	39451	No
30	GOM_NL__2PRFIN20090916_034739_000000492082_00319_39451_6874.N1	16-SEP-2009 03:47:39	Bright	48.500	140	88Gam Peg	2.8340	26000.	97	39451	No
31	GOM_NL__2PRFIN20090916_035003_000000572082_00319_39451_6875.N1	16-SEP-2009 03:50:03	Bright	57.000	93	53Bet Peg	2.5200	3100.0	114	39451	No
32	GOM_NL__2PRFIN20090916_035206_000000462082_00319_39451_6876.N1	16-SEP-2009 03:52:06	Bright	45.500	58	21Alp And	2.0730	11000.	91	39451	No
33	GOM_NL__2PRFIN20090916_040018_000000412082_00319_39451_6877.N1	16-SEP-2009 04:00:18	Bright	41.000	74	11Bet Cas	2.2680	6600.0	82	39451	No
34	GOM_NL__2PRFIN20090916_040205_000000412082_00319_39451_6878.N1	16-SEP-2009 04:02:05	Bright	41.000	76	27Gam Cas	2.3000	30000.	82	39451	No
35	GOM_NL__2PRFIN20090916_042434_000000632082_00319_39451_6879.N1	16-SEP-2009 04:24:34	Bright	63.000	24	66Alp Gem	1.5800	10200.	126	39451	No
36	GOM_NL__2PRFIN20090916_042748_000000482082_00319_39451_6880.N1	16-SEP-2009 04:27:48	Twilight	48.000	170	27Eps Gem	3.0000	9700.0	96	39451	No
37	GOM_NL__2PRFIN20090916_043316_000000532082_00319_39451_6881.N1	16-SEP-2009 04:33:16	Twilight	52.500	8	10Alp CMi	0.40000	6500.0	105	39451	No
38	GOM_NL__2PRFIN20090916_044225_000000722082_00319_39451_6882.N1	16-SEP-2009 04:42:25	Dark	71.500	1	9Alp CMa	-1.4400	11000.	143	39451	No
39	GOM_NL__2PRFIN20090916_044437_000000482082_00319_39451_6883.N1	16-SEP-2009 04:44:37	Dark	48.000	23	21Eps CMa	1.5020	26000.	96	39451	No
40	GOM_NL__2PRFIN20090916_050239_000000542082_00320_39452_6886.N1	16-SEP-2009 05:02:39	Dark	53.500	157	The1Eri	2.9060	9300.0	107	39452	No
41	GOM_NL__2PRFIN20090916_051556_000000602082_00320_39452_6887.N1	16-SEP-2009 05:15:56	Twilight	59.500	52	16Bet Cet	2.0370	4500.0	119	39452	No
42	GOM_NL__2PRFIN20090916_052646_000000392082_00320_39452_6888.N1	16-SEP-2009 05:26:46	Bright	38.500	90	54Alp Peg	2.4870	11000.	77	39452	No

43	GOM_NL__2PRFIN20090916_052815_000000502082_00320_39452_6889.N1	16-SEP-2009 05:28:15	Bright	49.500	140	88Gam Peg	2.8340	26000.	99	39452	No
44	GOM_NL__2PRFIN20090916_053038_000000402082_00320_39452_6890.N1	16-SEP-2009 05:30:38	Bright	39.500	93	53Bet Peg	2.5200	3100.0	79	39452	No
45	GOM_NL__2PRFIN20090916_053242_000000482082_00320_39452_6891.N1	16-SEP-2009 05:32:42	Bright	48.000	58	21Alp And	2.0730	11000.	96	39452	No
46	GOM_NL__2PRFIN20090916_054053_000000412082_00320_39452_6892.N1	16-SEP-2009 05:40:53	Bright	41.000	74	11Bet Cas	2.2680	6600.0	82	39452	No
47	GOM_NL__2PRFIN20090916_054240_000000442082_00320_39452_6893.N1	16-SEP-2009 05:42:40	Bright	43.500	76	27Gam Cas	2.3000	30000.	87	39452	No
48	GOM_NL__2PRFIN20090916_060510_000000412082_00320_39452_6894.N1	16-SEP-2009 06:05:10	Bright	41.000	24	66Alp Gem	1.5800	10200.	82	39452	No
49	GOM_NL__2PRFIN20090916_060824_000000402082_00320_39452_6895.N1	16-SEP-2009 06:08:24	Tw_i_and_stray	40.000	170	27Eps Gem	3.0000	9700.0	80	39452	No
50	GOM_NL__2PRFIN20090916_061353_000000532082_00320_39452_6896.N1	16-SEP-2009 06:13:53	Twilight	52.500	8	10Alp CMI	0.40000	6500.0	105	39452	No
51	GOM_NL__2PRFIN20090916_062302_000000572082_00320_39452_6897.N1	16-SEP-2009 06:23:02	Dark	57.000	1	9Alp CMA	-1.4400	11000.	114	39452	No
52	GOM_NL__2PRFIN20090916_062514_000000482082_00320_39452_6898.N1	16-SEP-2009 06:25:14	Dark	47.500	23	21Eps CMA	1.5020	26000.	95	39452	No
53	GOM_NL__2PRFIN20090916_063114_000000512082_00321_39453_6900.N1	16-SEP-2009 06:31:14	Dark	50.500	108	Alp Col	2.6520	15200.	101	39453	No
54	GOM_NL__2PRFIN20090916_064316_000000542082_00321_39453_6901.N1	16-SEP-2009 06:43:16	Dark	54.000	157	The1Eri	2.9060	9300.0	108	39453	No
55	GOM_NL__2PRFIN20090916_065632_000000582082_00321_39453_6902.N1	16-SEP-2009 06:56:32	Tw_i_and_stray	57.500	52	16Bet Cet	2.0370	4500.0	115	39453	No
56	GOM_NL__2PRFIN20090916_070722_000000402082_00321_39453_6903.N1	16-SEP-2009 07:07:22	Bright	40.000	90	54Alp Peg	2.4870	11000.	80	39453	No
57	GOM_NL__2PRFIN20090916_070850_000000502082_00321_39453_6904.N1	16-SEP-2009 07:08:50	Bright	49.500	140	88Gam Peg	2.8340	26000.	99	39453	No
58	GOM_NL__2PRFIN20090916_071114_000000412082_00321_39453_6905.N1	16-SEP-2009 07:11:14	Bright	41.000	93	53Bet Peg	2.5200	3100.0	82	39453	No
59	GOM_NL__2PRFIN20090916_071317_000000472082_00321_39453_6906.N1	16-SEP-2009 07:13:17	Bright	47.000	58	21Alp And	2.0730	11000.	94	39453	No
60	GOM_NL__2PRFIN20090916_072129_000000412082_00321_39453_6907.N1	16-SEP-2009 07:21:29	Bright	40.500	74	11Bet Cas	2.2680	6600.0	81	39453	No
61	GOM_NL__2PRFIN20090916_072316_000000422082_00321_39453_6908.N1	16-SEP-2009 07:23:16	Bright	42.000	76	27Gam Cas	2.3000	30000.	84	39453	No
62	GOM_NL__2PRFIN20090916_074546_000000482082_00321_39453_6909.N1	16-SEP-2009 07:45:46	Bright	48.000	24	66Alp Gem	1.5800	10200.	96	39453	No
63	GOM_NL__2PRFIN20090916_074901_000000402082_00321_39453_6910.N1	16-SEP-2009 07:49:01	Tw_i_and_stray	40.000	170	27Eps Gem	3.0000	9700.0	80	39453	No
64	GOM_NL__2PRFIN20090916_075429_000000552082_00321_39453_6911.N1	16-SEP-2009 07:54:29	Twilight	54.500	8	10Alp CMI	0.40000	6500.0	109	39453	No
65	GOM_NL__2PRFIN20090916_080339_000000592082_00321_39453_6912.N1	16-SEP-2009 08:03:39	Dark	58.500	1	9Alp CMA	-1.4400	11000.	117	39453	No
66	GOM_NL__2PRFIN20090916_080551_000000492082_00321_39453_6913.N1	16-SEP-2009 08:05:51	Dark	49.000	23	21Eps CMA	1.5020	26000.	98	39453	No
67	GOM_NL__2PRFIN20090916_081151_000000522082_00322_39454_6924.N1	16-SEP-2009 08:11:51	Dark	52.000	108	Alp Col	2.6520	15200.	104	39454	No
68	GOM_NL__2PRFIN20090916_082352_000000542082_00322_39454_6925.N1	16-SEP-2009 08:23:52	Dark	53.500	157	The1Eri	2.9060	9300.0	107	39454	No
69	GOM_NL__2PRFIN20090916_083708_000000562082_00322_39454_6926.N1	16-SEP-2009 08:37:08	Tw_i_and_stray	56.000	52	16Bet Cet	2.0370	4500.0	112	39454	No
70	GOM_NL__2PRFIN20090916_084758_000000382082_00322_39454_6927.N1	16-SEP-2009 08:47:58	Bright	38.000	90	54Alp Peg	2.4870	11000.	76	39454	No
71	GOM_NL__2PRFIN20090916_084926_000000482082_00322_39454_6928.N1	16-SEP-2009 08:49:26	Bright	48.000	140	88Gam Peg	2.8340	26000.	96	39454	No
72	GOM_NL__2PRFIN20090916_085150_000000422082_00322_39454_6929.N1	16-SEP-2009 08:51:50	Bright	41.500	93	53Bet Peg	2.5200	3100.0	83	39454	No
73	GOM_NL__2PRFIN20090916_085352_000000462082_00322_39454_6930.N1	16-SEP-2009 08:53:52	Bright	45.500	58	21Alp And	2.0730	11000.	91	39454	No
74	GOM_NL__2PRFIN20090916_090204_000000402082_00322_39454_6931.N1	16-SEP-2009 09:02:04	Bright	40.000	74	11Bet Cas	2.2680	6600.0	80	39454	No
75	GOM_NL__2PRFIN20090916_090351_000000432082_00322_39454_6932.N1	16-SEP-2009 09:03:51	Bright	42.500	76	27Gam Cas	2.3000	30000.	85	39454	No
76	GOM_NL__2PRFIN20090916_092622_000000632082_00322_39454_6933.N1	16-SEP-2009 09:26:22	Bright	63.000	24	66Alp Gem	1.5800	10200.	126	39454	No
77	GOM_NL__2PRFIN20090916_092937_000000322082_00322_39454_6934.N1	16-SEP-2009 09:29:37	Tw_i_and_stray	32.000	170	27Eps Gem	3.0000	9700.0	64	39454	No
78	GOM_NL__2PRFIN20090916_093506_000000632082_00322_39454_6935.N1	16-SEP-2009 09:35:06	Twilight	63.000	8	10Alp CMI	0.40000	6500.0	126	39454	No
79	GOM_NL__2PRFIN20090916_094416_000000672082_00322_39454_6936.N1	16-SEP-2009 09:44:16	Dark	66.500	1	9Alp CMA	-1.4400	11000.	133	39454	No
80	GOM_NL__2PRFIN20090916_094627_000000492082_00322_39454_6937.N1	16-SEP-2009 09:46:27	Dark	49.000	23	21Eps CMA	1.5020	26000.	98	39454	No
81	GOM_NL__2PRFIN20090916_095229_000000512082_00323_39455_6944.N1	16-SEP-2009 09:52:29	Dark	51.000	108	Alp Col	2.6520	15200.	102	39455	No
82	GOM_NL__2PRFIN20090916_100430_000000522082_00323_39455_6945.N1	16-SEP-2009 10:04:30	Dark	52.000	157	The1Eri	2.9060	9300.0	104	39455	No
83	GOM_NL__2PRFIN20090916_101744_000000572082_00323_39455_6946.N1	16-SEP-2009 10:17:44	Tw_i_and_stray	56.500	52	16Bet Cet	2.0370	4500.0	113	39455	No
84	GOM_NL__2PRFIN20090916_102834_000000392082_00323_39455_6947.N1	16-SEP-2009 10:28:34	Bright	38.500	90	54Alp Peg	2.4870	11000.	77	39455	No
85	GOM_NL__2PRFIN20090916_103001_000000482082_00323_39455_6948.N1	16-SEP-2009 10:30:01	Bright	48.000	140	88Gam Peg	2.8340	26000.	96	39455	No
86	GOM_NL__2PRFIN20090916_103225_000000402082_00323_39455_6949.N1	16-SEP-2009 10:32:25	Bright	39.500	93	53Bet Peg	2.5200	3100.0	79	39455	No
87	GOM_NL__2PRFIN20090916_103427_000000462082_00323_39455_6950.N1	16-SEP-2009 10:34:27	Bright	46.000	58	21Alp And	2.0730	11000.	92	39455	No
88	GOM_NL__2PRFIN20090916_104239_000000422082_00323_39455_6951.N1	16-SEP-2009 10:42:39	Bright	41.500	74	11Bet Cas	2.2680	6600.0	83	39455	No
89	GOM_NL__2PRFIN20090916_104426_000000432082_00323_39455_6952.N1	16-SEP-2009 10:44:26	Bright	43.000	76	27Gam Cas	2.3000	30000.	86	39455	No
90	GOM_NL__2PRFIN20090916_110658_000000492082_00323_39455_6953.N1	16-SEP-2009 11:06:58	Bright	49.000	24	66Alp Gem	1.5800	10200.	98	39455	No
91	GOM_NL__2PRFIN20090916_111013_000000322082_00323_39455_6954.N1	16-SEP-2009 11:10:13	Tw_i_and_stray	32.000	170	27Eps Gem	3.0000	9700.0	64	39455	No
92	GOM_NL__2PRFIN20090916_111542_000000532082_00323_39455_6955.N1	16-SEP-2009 11:15:42	Twilight	53.000	8	10Alp CMI	0.40000	6500.0	106	39455	No
93	GOM_NL__2PRFIN20090916_112453_000000622082_00323_39455_6956.N1	16-SEP-2009 11:24:53	Dark	61.500	1	9Alp CMA	-1.4400	11000.	123	39455	No
94	GOM_NL__2PRFIN20090916_112704_000000502082_00323_39455_6957.N1	16-SEP-2009 11:27:04	Dark	50.000	23	21Eps CMA	1.5020	26000.	100	39455	No
95	GOM_NL__2PRFIN20090916_113306_000000532082_00324_39456_6978.N1	16-SEP-2009 11:33:06	Dark	52.500	108	Alp Col	2.6520	15200.	105	39456	No
96	GOM_NL__2PRFIN20090916_114507_000000542082_00324_39456_6979.N1	16-SEP-2009 11:45:07	Dark	54.000	157	The1Eri	2.9060	9300.0	108	39456	No
97	GOM_NL__2PRFIN20090916_115820_000000562082_00324_39456_6980.N1	16-SEP-2009 11:58:20	Tw_i_and_stray	56.000	52	16Bet Cet	2.0370	4500.0	112	39456	No
98	GOM_NL__2PRFIN20090916_120909_000000382082_00324_39456_6981.N1	16-SEP-2009 12:09:09	Bright	37.500	90	54Alp Peg	2.4870	11000.	75	39456	No
99	GOM_NL__2PRFIN20090916_121036_000000732082_00324_39456_6982.N1	16-SEP-2009 12:10:36	Bright	73.000	140	88Gam Peg	2.8340	26000.	146	39456	No
100	GOM_NL__2PRFIN20090916_121301_000000412082_00324_39456_6983.N1	16-SEP-2009 12:13:01	Bright	41.000	93	53Bet Peg	2.5200	3100.0	82	39456	No
101	GOM_NL__2PRFIN20090916_121502_000000462082_00324_39456_6984.N1	16-SEP-2009 12:15:02	Bright	46.000	58	21Alp And	2.0730	11000.	92	39456	No

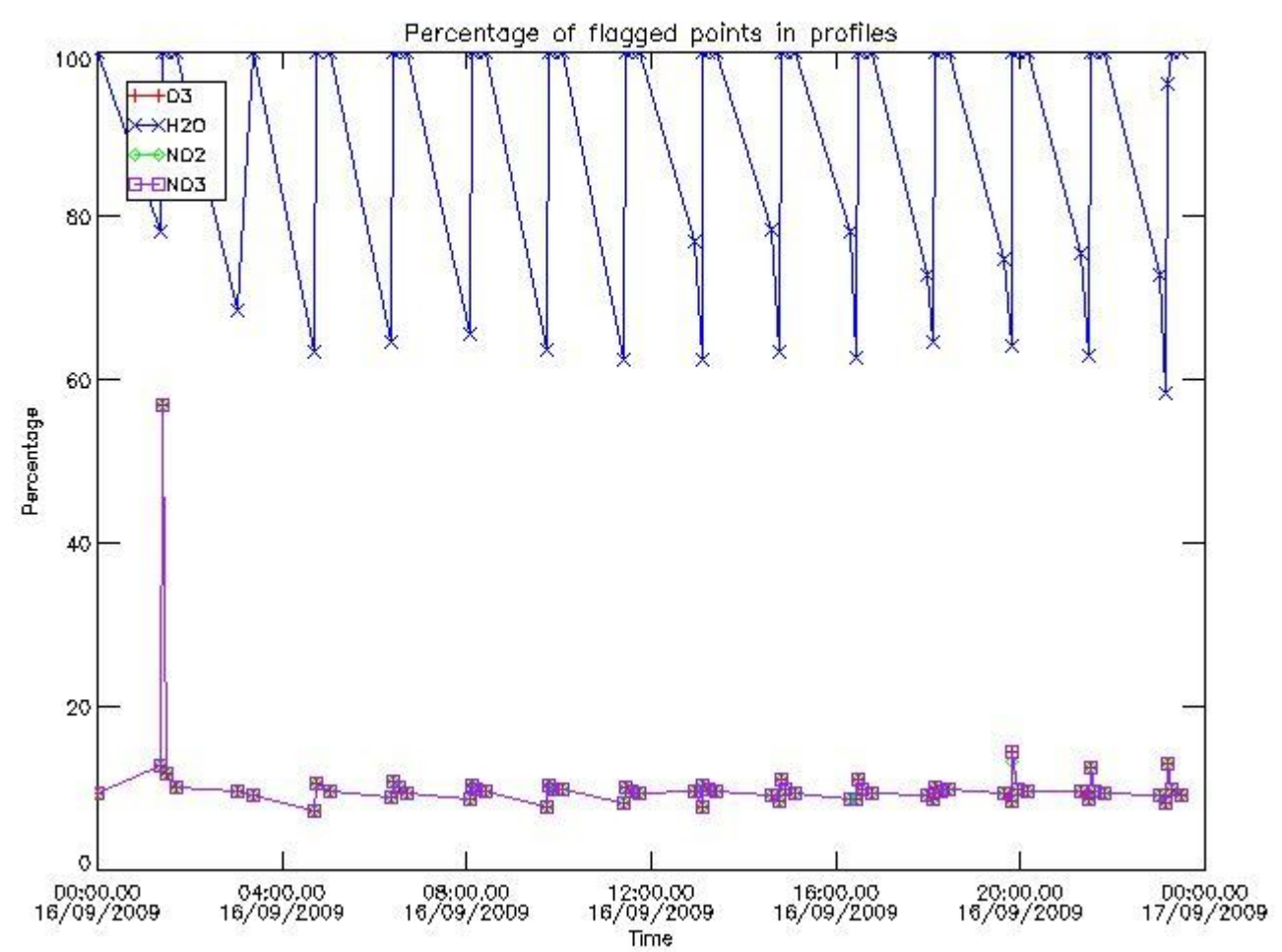
102	GOM_NL__2PRFIN20090916_122315_000000412082_00324_39456_6985.N1	16-SEP-2009 12:23:15	Bright	41.000	74	11Bet Cas	2.2680	6600.0	82	39456	No
103	GOM_NL__2PRFIN20090916_124734_000000442082_00324_39456_6986.N1	16-SEP-2009 12:47:34	Bright	43.500	24	66Alp Gem	1.5800	10200.	87	39456	No
104	GOM_NL__2PRFIN20090916_125618_000000532082_00324_39456_6987.N1	16-SEP-2009 12:56:18	Dark	52.500	8	10Alp CMi	0.40000	6500.0	105	39456	No
105	GOM_NL__2PRFIN20090916_130530_000000662082_00324_39456_6988.N1	16-SEP-2009 13:05:30	Dark	65.500	1	9Alp CMA	-1.4400	11000.	131	39456	No
106	GOM_NL__2PRFIN20090916_130741_000000492082_00324_39456_6989.N1	16-SEP-2009 13:07:41	Dark	49.000	23	21Eps CMA	1.5020	26000.	98	39456	No
107	GOM_NL__2PRFIN20090916_131343_000000512082_00325_39457_7006.N1	16-SEP-2009 13:13:43	Dark	51.000	108	Alp Col	2.6520	15200.	102	39457	No
108	GOM_NL__2PRFIN20090916_132543_000000532082_00325_39457_7007.N1	16-SEP-2009 13:25:43	Dark	52.500	157	The1Eri	2.9060	9300.0	105	39457	No
109	GOM_NL__2PRFIN20090916_133856_000000582082_00325_39457_7008.N1	16-SEP-2009 13:38:56	Tw_i_and_stray	57.500	52	16Bet Cet	2.0370	4500.0	115	39457	No
110	GOM_NL__2PRFIN20090916_134945_000000402082_00325_39457_7009.N1	16-SEP-2009 13:49:45	Bright	39.500	90	54Alp Peg	2.4870	11000.	79	39457	No
111	GOM_NL__2PRFIN20090916_135111_000000482082_00325_39457_7010.N1	16-SEP-2009 13:51:11	Bright	48.000	140	88Gam Peg	2.8340	26000.	96	39457	No
112	GOM_NL__2PRFIN20090916_135337_000000382082_00325_39457_7011.N1	16-SEP-2009 13:53:37	Bright	38.000	93	53Bet Peg	2.5200	3100.0	76	39457	No
113	GOM_NL__2PRFIN20090916_135538_000000462082_00325_39457_7012.N1	16-SEP-2009 13:55:38	Bright	46.000	58	21Alp And	2.0730	11000.	92	39457	No
114	GOM_NL__2PRFIN20090916_140350_000000422082_00325_39457_7013.N1	16-SEP-2009 14:03:50	Bright	42.000	74	11Bet Cas	2.2680	6600.0	84	39457	No
115	GOM_NL__2PRFIN20090916_140537_000000432082_00325_39457_7014.N1	16-SEP-2009 14:05:37	Bright	43.000	76	27Gam Cas	2.3000	30000.	86	39457	No
116	GOM_NL__2PRFIN20090916_142810_000000482082_00325_39457_7015.N1	16-SEP-2009 14:28:10	Bright	47.500	24	66Alp Gem	1.5800	10200.	95	39457	No
117	GOM_NL__2PRFIN20090916_143655_000000562082_00325_39457_7016.N1	16-SEP-2009 14:36:55	Dark	56.000	8	10Alp CMi	0.40000	6500.0	112	39457	No
118	GOM_NL__2PRFIN20090916_144607_000000612082_00325_39457_7017.N1	16-SEP-2009 14:46:07	Dark	60.500	1	9Alp CMA	-1.4400	11000.	121	39457	No
119	GOM_NL__2PRFIN20090916_144818_000000502082_00325_39457_7018.N1	16-SEP-2009 14:48:18	Dark	50.000	23	21Eps CMA	1.5020	26000.	100	39457	No
120	GOM_NL__2PRFIN20090916_145420_000000522082_00326_39458_7021.N1	16-SEP-2009 14:54:20	Dark	52.000	108	Alp Col	2.6520	15200.	104	39458	No
121	GOM_NL__2PRFIN20090916_150620_000000542082_00326_39458_7022.N1	16-SEP-2009 15:06:20	Dark	53.500	157	The1Eri	2.9060	9300.0	107	39458	No
122	GOM_NL__2PRFIN20090916_151932_000000572082_00326_39458_7023.N1	16-SEP-2009 15:19:32	Tw_i_and_stray	57.000	52	16Bet Cet	2.0370	4500.0	114	39458	No
123	GOM_NL__2PRFIN20090916_153021_000000392082_00326_39458_7024.N1	16-SEP-2009 15:30:21	Bright	39.000	90	54Alp Peg	2.4870	11000.	78	39458	No
124	GOM_NL__2PRFIN20090916_153147_000000482082_00326_39458_7025.N1	16-SEP-2009 15:31:47	Bright	48.000	140	88Gam Peg	2.8340	26000.	96	39458	No
125	GOM_NL__2PRFIN20090916_153412_000000412082_00326_39458_7026.N1	16-SEP-2009 15:34:12	Bright	41.000	93	53Bet Peg	2.5200	3100.0	82	39458	No
126	GOM_NL__2PRFIN20090916_153613_000000692082_00326_39458_7027.N1	16-SEP-2009 15:36:13	Bright	69.000	58	21Alp And	2.0730	11000.	138	39458	No
127	GOM_NL__2PRFIN20090916_154426_000000412082_00326_39458_7028.N1	16-SEP-2009 15:44:26	Bright	40.500	74	11Bet Cas	2.2680	6600.0	81	39458	No
128	GOM_NL__2PRFIN20090916_154613_000000412082_00326_39458_7029.N1	16-SEP-2009 15:46:13	Bright	40.500	76	27Gam Cas	2.3000	30000.	81	39458	No
129	GOM_NL__2PRFIN20090916_160846_000000472082_00326_39458_7030.N1	16-SEP-2009 16:08:46	Bright	47.000	24	66Alp Gem	1.5800	10200.	94	39458	No
130	GOM_NL__2PRFIN20090916_161732_000000602082_00326_39458_7031.N1	16-SEP-2009 16:17:32	Dark	59.500	8	10Alp CMi	0.40000	6500.0	119	39458	No
131	GOM_NL__2PRFIN20090916_162644_000000602082_00326_39458_7032.N1	16-SEP-2009 16:26:44	Dark	59.500	1	9Alp CMA	-1.4400	11000.	119	39458	No
132	GOM_NL__2PRFIN20090916_162854_000000512082_00326_39458_7033.N1	16-SEP-2009 16:28:54	Dark	50.500	23	21Eps CMA	1.5020	26000.	101	39458	No
133	GOM_NL__2PRFIN20090916_163457_000000522082_00327_39459_7039.N1	16-SEP-2009 16:34:57	Dark	51.500	108	Alp Col	2.6520	15200.	103	39459	No
134	GOM_NL__2PRFIN20090916_164657_000000542082_00327_39459_7040.N1	16-SEP-2009 16:46:57	Dark	53.500	157	The1Eri	2.9060	9300.0	107	39459	No
135	GOM_NL__2PRFIN20090916_170008_000000572082_00327_39459_7041.N1	16-SEP-2009 17:00:08	Tw_i_and_stray	57.000	52	16Bet Cet	2.0370	4500.0	114	39459	No
136	GOM_NL__2PRFIN20090916_171057_000000392082_00327_39459_7042.N1	16-SEP-2009 17:10:57	Bright	39.000	90	54Alp Peg	2.4870	11000.	78	39459	No
137	GOM_NL__2PRFIN20090916_171222_000000492082_00327_39459_7043.N1	16-SEP-2009 17:12:22	Bright	48.500	140	88Gam Peg	2.8340	26000.	97	39459	No
138	GOM_NL__2PRFIN20090916_171448_000000402082_00327_39459_7044.N1	16-SEP-2009 17:14:48	Bright	40.000	93	53Bet Peg	2.5200	3100.0	80	39459	No
139	GOM_NL__2PRFIN20090916_171648_000000452082_00327_39459_7045.N1	16-SEP-2009 17:16:48	Bright	45.000	58	21Alp And	2.0730	11000.	90	39459	No
140	GOM_NL__2PRFIN20090916_172502_000000412082_00327_39459_7046.N1	16-SEP-2009 17:25:02	Bright	40.500	74	11Bet Cas	2.2680	6600.0	81	39459	No
141	GOM_NL__2PRFIN20090916_172648_000000432082_00327_39459_7047.N1	16-SEP-2009 17:26:48	Bright	42.500	76	27Gam Cas	2.3000	30000.	85	39459	No
142	GOM_NL__2PRFIN20090916_174922_000000452082_00327_39459_7048.N1	16-SEP-2009 17:49:22	Bright	45.000	24	66Alp Gem	1.5800	10200.	90	39459	No
143	GOM_NL__2PRFIN20090916_175808_000000562082_00327_39459_7049.N1	16-SEP-2009 17:58:08	Dark	55.500	8	10Alp CMi	0.40000	6500.0	111	39459	No
144	GOM_NL__2PRFIN20090916_180721_000000592082_00327_39459_7050.N1	16-SEP-2009 18:07:21	Dark	58.500	1	9Alp CMA	-1.4400	11000.	117	39459	No
145	GOM_NL__2PRFIN20090916_180931_000000512082_00327_39459_7051.N1	16-SEP-2009 18:09:31	Dark	50.500	23	21Eps CMA	1.5020	26000.	101	39459	No
146	GOM_NL__2PRFIN20090916_181534_000000532082_00328_39460_7056.N1	16-SEP-2009 18:15:34	Dark	52.500	108	Alp Col	2.6520	15200.	105	39460	No
147	GOM_NL__2PRFIN20090916_182734_000000522082_00328_39460_7057.N1	16-SEP-2009 18:27:34	Dark	51.500	157	The1Eri	2.9060	9300.0	103	39460	No
148	GOM_NL__2PRFIN20090916_184044_000000572082_00328_39460_7058.N1	16-SEP-2009 18:40:44	Tw_i_and_stray	56.500	52	16Bet Cet	2.0370	4500.0	113	39460	No
149	GOM_NL__2PRFIN20090916_185133_000000382082_00328_39460_7059.N1	16-SEP-2009 18:51:33	Bright	38.000	90	54Alp Peg	2.4870	11000.	76	39460	No
150	GOM_NL__2PRFIN20090916_185257_000000482082_00328_39460_7060.N1	16-SEP-2009 18:52:57	Bright	48.000	140	88Gam Peg	2.8340	26000.	96	39460	No
151	GOM_NL__2PRFIN20090916_185524_000000412082_00328_39460_7061.N1	16-SEP-2009 18:55:24	Bright	41.000	93	53Bet Peg	2.5200	3100.0	82	39460	No
152	GOM_NL__2PRFIN20090916_185724_000000692082_00328_39460_7062.N1	16-SEP-2009 18:57:24	Bright	69.000	58	21Alp And	2.0730	11000.	138	39460	No
153	GOM_NL__2PRFIN20090916_190537_000000412082_00328_39460_7063.N1	16-SEP-2009 19:05:37	Bright	40.500	74	11Bet Cas	2.2680	6600.0	81	39460	No
154	GOM_NL__2PRFIN20090916_190724_000000422082_00328_39460_7064.N1	16-SEP-2009 19:07:24	Bright	42.000	76	27Gam Cas	2.3000	30000.	84	39460	No
155	GOM_NL__2PRFIN20090916_192958_000000462082_00328_39460_7065.N1	16-SEP-2009 19:29:58	Bright	45.500	24	66Alp Gem	1.5800	10200.	91	39460	No
156	GOM_NL__2PRFIN20090916_193844_000000542082_00328_39460_7066.N1	16-SEP-2009 19:38:44	Dark	54.000	8	10Alp CMi	0.40000	6500.0	108	39460	No
157	GOM_NL__2PRFIN20090916_194758_000000612082_00328_39460_7067.N1	16-SEP-2009 19:47:58	Dark	60.500	1	9Alp CMA	-1.4400	11000.	121	39460	No
158	GOM_NL__2PRFIN20090916_195008_000000502082_00328_39460_7068.N1	16-SEP-2009 19:50:08	Dark	49.500	23	21Eps CMA	1.5020	26000.	99	39460	No
159	GOM_NL__2PRFIN20090916_195612_000000522082_00329_39461_7076.N1	16-SEP-2009 19:56:12	Dark	51.500	108	Alp Col	2.6520	15200.	103	39461	No
160	GOM_NL__2PRFIN20090916_200811_000000532082_00329_39461_7077.N1	16-SEP-2009 20:08:11	Dark	52.500	157	The1Eri	2.9060	9300.0	105	39461	No

161	GOM_NL__2PRFIN20090916_202120_000000562082_00329_39461_7078.N1	16-SEP-2009 20:21:20	Twilight	56.000	52	16Bet Cet	2.0370	4500.0	112	39461	No
162	GOM_NL__2PRFIN20090916_203208_000000572082_00329_39461_7079.N1	16-SEP-2009 20:32:08	Bright	57.000	90	54Alp Peg	2.4870	11000.	114	39461	No
163	GOM_NL__2PRFIN20090916_203333_000000472082_00329_39461_7080.N1	16-SEP-2009 20:33:33	Bright	47.000	140	88Gam Peg	2.8340	26000.	94	39461	No
164	GOM_NL__2PRFIN20090916_203600_000000402082_00329_39461_7081.N1	16-SEP-2009 20:36:00	Bright	40.000	93	53Bet Peg	2.5200	3100.0	80	39461	No
165	GOM_NL__2PRFIN20090916_203759_000000462082_00329_39461_7082.N1	16-SEP-2009 20:37:59	Bright	46.000	58	21Alp And	2.0730	11000.	92	39461	No
166	GOM_NL__2PRFIN20090916_204612_000000432082_00329_39461_7083.N1	16-SEP-2009 20:46:12	Bright	42.500	74	11Bet Cas	2.2680	6600.0	85	39461	No
167	GOM_NL__2PRFIN20090916_204759_000000442082_00329_39461_7084.N1	16-SEP-2009 20:47:59	Bright	43.500	76	27Gam Cas	2.3000	30000.	87	39461	No
168	GOM_NL__2PRFIN20090916_211034_000000452082_00329_39461_7085.N1	16-SEP-2009 21:10:34	Bright	44.500	24	66Alp Gem	1.5800	10200.	89	39461	No
169	GOM_NL__2PRFIN20090916_211921_000000632082_00329_39461_7086.N1	16-SEP-2009 21:19:21	Dark	63.000	8	10Alp CMi	0.40000	6500.0	126	39461	No
170	GOM_NL__2PRFIN20090916_212835_000000592082_00329_39461_7087.N1	16-SEP-2009 21:28:35	Dark	58.500	1	9Alp CMa	-1.4400	11000.	117	39461	No
171	GOM_NL__2PRFIN20090916_213045_000000452082_00329_39461_7088.N1	16-SEP-2009 21:30:45	Dark	45.000	23	21Eps CMa	1.5020	26000.	90	39461	No
172	GOM_NL__2PRFIN20090916_213649_000000532082_00330_39462_7094.N1	16-SEP-2009 21:36:49	Dark	53.000	108	Alp Col	2.6520	15200.	106	39462	No
173	GOM_NL__2PRFIN20090916_214848_000000542082_00330_39462_7095.N1	16-SEP-2009 21:48:48	Dark	54.000	157	The1Eri	2.9060	9300.0	108	39462	No
174	GOM_NL__2PRFIN20090916_220156_000000582082_00330_39462_7096.N1	16-SEP-2009 22:01:56	Twilight	57.500	52	16Bet Cet	2.0370	4500.0	115	39462	No
175	GOM_NL__2PRFIN20090916_221244_000000392082_00330_39462_7097.N1	16-SEP-2009 22:12:44	Bright	39.000	90	54Alp Peg	2.4870	11000.	78	39462	No
176	GOM_NL__2PRFIN20090916_221408_000000472082_00330_39462_7098.N1	16-SEP-2009 22:14:08	Bright	47.000	140	88Gam Peg	2.8340	26000.	94	39462	No
177	GOM_NL__2PRFIN20090916_221635_000000422082_00330_39462_7099.N1	16-SEP-2009 22:16:35	Bright	41.500	93	53Bet Peg	2.5200	3100.0	83	39462	No
178	GOM_NL__2PRFIN20090916_221834_000000452082_00330_39462_7100.N1	16-SEP-2009 22:18:34	Bright	45.000	58	21Alp And	2.0730	11000.	90	39462	No
179	GOM_NL__2PRFIN20090916_222648_000000402082_00330_39462_7101.N1	16-SEP-2009 22:26:48	Bright	39.500	74	11Bet Cas	2.2680	6600.0	79	39462	No
180	GOM_NL__2PRFIN20090916_222834_000000392082_00330_39462_7102.N1	16-SEP-2009 22:28:34	Bright	39.000	76	27Gam Cas	2.3000	30000.	78	39462	No
181	GOM_NL__2PRFIN20090916_225110_000000462082_00330_39462_7103.N1	16-SEP-2009 22:51:10	Bright	46.000	24	66Alp Gem	1.5800	10200.	92	39462	No
182	GOM_NL__2PRFIN20090916_225957_000000552082_00330_39462_7104.N1	16-SEP-2009 22:59:57	Dark	55.000	8	10Alp CMi	0.40000	6500.0	110	39462	No
183	GOM_NL__2PRFIN20090916_230912_000000682082_00330_39462_7105.N1	16-SEP-2009 23:09:12	Dark	67.500	1	9Alp CMa	-1.4400	11000.	135	39462	No
184	GOM_NL__2PRFIN20090916_231121_000000512082_00330_39462_7106.N1	16-SEP-2009 23:11:21	Dark	51.000	23	21Eps CMa	1.5020	26000.	102	39462	No
185	GOM_NL__2PRFIN20090916_231726_000000512082_00331_39463_7110.N1	16-SEP-2009 23:17:26	Dark	51.000	108	Alp Col	2.6520	15200.	102	39463	No
186	GOM_NL__2PRFIN20090916_232925_000000562082_00331_39463_7111.N1	16-SEP-2009 23:29:25	Dark	56.000	157	The1Eri	2.9060	9300.0	112	39463	No
187	GOM_NL__2PRFIN20090916_234232_000000552082_00331_39463_7112.N1	16-SEP-2009 23:42:32	Twilight	55.000	52	16Bet Cet	2.0370	4500.0	110	39463	No
188	GOM_NL__2PRFIN20090916_235320_000000392082_00331_39463_7113.N1	16-SEP-2009 23:53:20	Bright	39.000	90	54Alp Peg	2.4870	11000.	78	39463	No
189	GOM_NL__2PRFIN20090916_235443_000000482082_00331_39463_7114.N1	16-SEP-2009 23:54:43	Bright	47.500	140	88Gam Peg	2.8340	26000.	95	39463	No
190	GOM_NL__2PRFIN20090916_235711_000000392082_00331_39463_7115.N1	16-SEP-2009 23:57:11	Bright	39.000	93	53Bet Peg	2.5200	3100.0	78	39463	No
191	GOM_NL__2PRFIN20090916_235909_000000462082_00331_39463_7116.N1	16-SEP-2009 23:59:09	Bright	46.000	58	21Alp And	2.0730	11000.	92	39463	No

3. Quality information per product

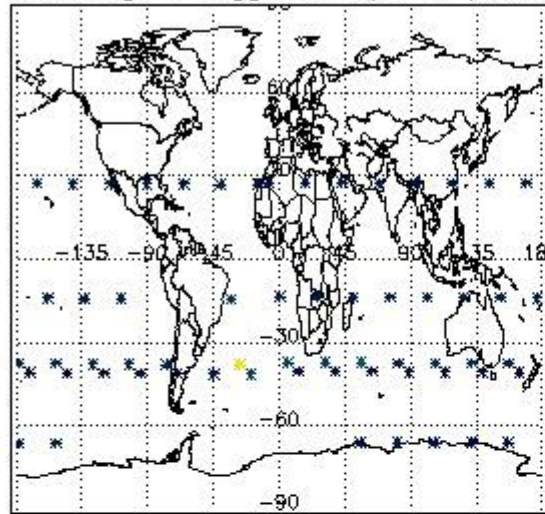
In this section it is plotted some information contained in the Quality Summary data set of the level 2 products. Only products in dark limb conditions and without errors (error flag in the MPH set to "0") are used.

3.1 Plot quality information per product (time dependant)

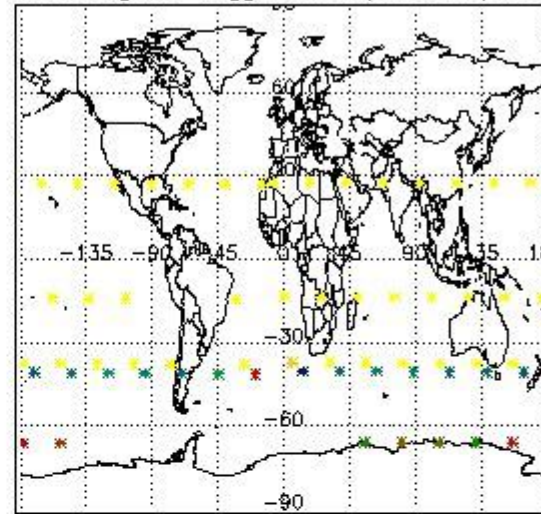


3.2 Plot quality information per product (world map)


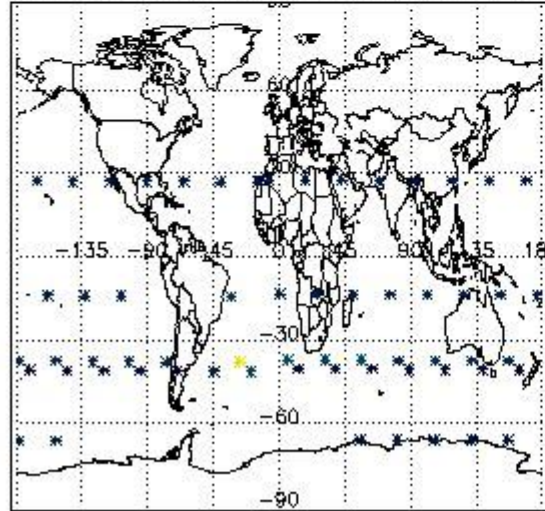
Percentage of flagged data per O3 profile



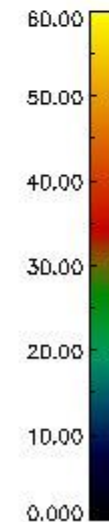
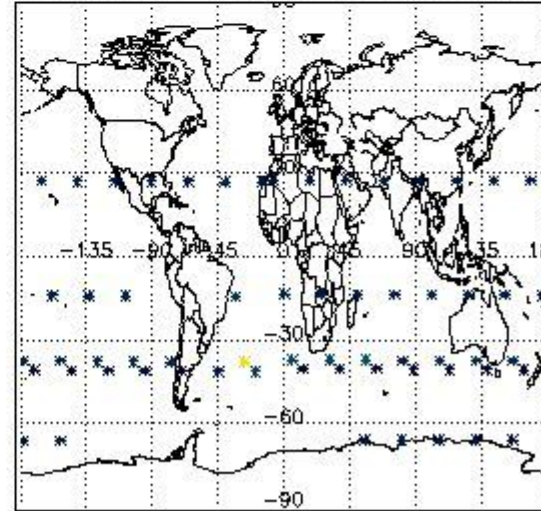
Percentage of flagged data per H2O profile



Percentage of flagged data per NO2 profile



Percentage of flagged data per NO3 profile

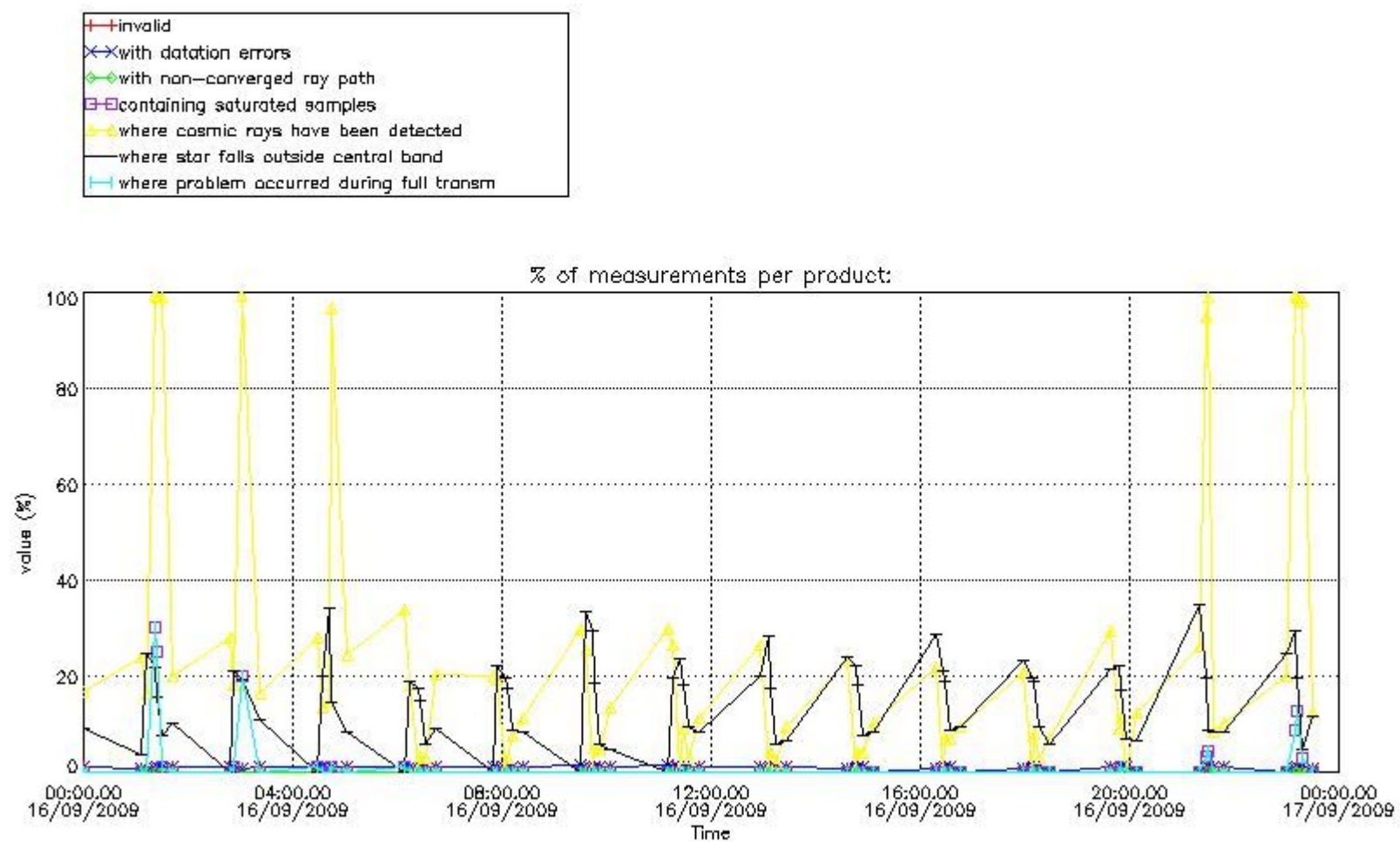


4. Level 1 quality information per product

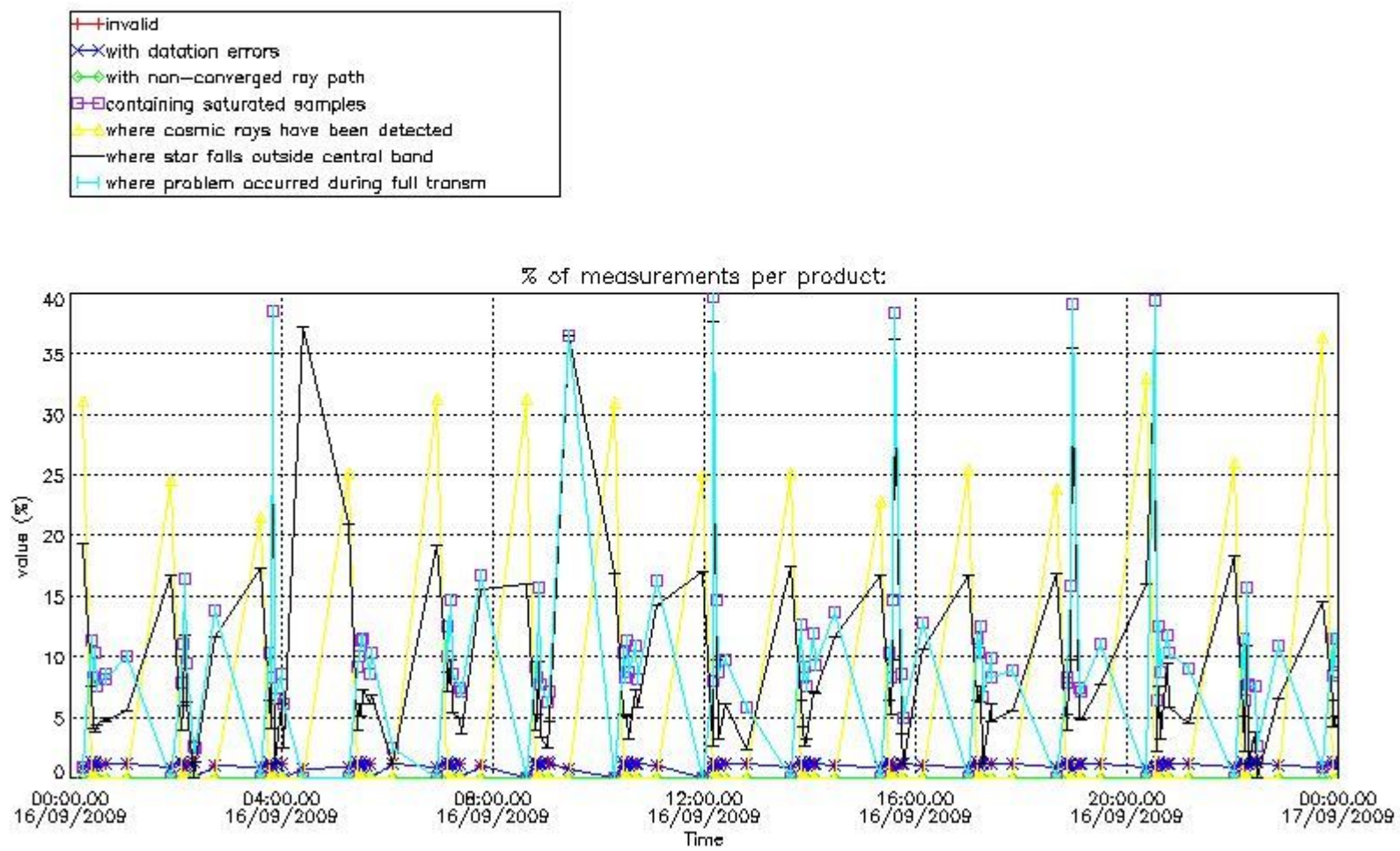
In this section it is plotted some information contained in the Quality Summary data set of the level 2 products that comes from the level 1b processing. Products without errors (error flag in the MPH set to "0") are used.

4.1 Plot quality information per product (time dependant) coming from level 1b processing

4.1.1 Plot level 1 quality information per product (time dependant): ENVISAT ASCENDING passes



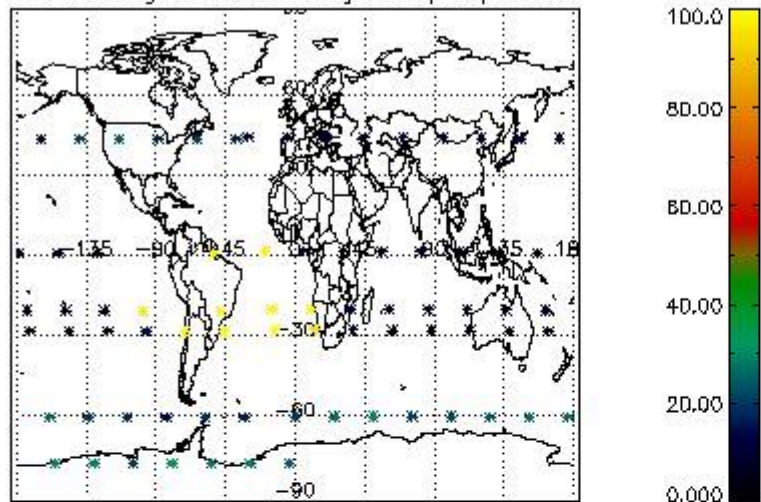
4.1.2 Plot level 1 quality information per product (time dependant): ENVI SAT DESCENDING passes



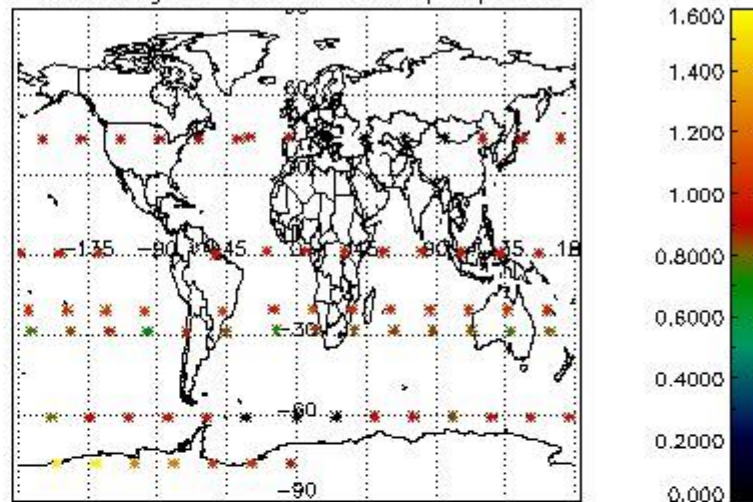
4.2 Plot quality information per product coming from level 1b processing (world map)

4.2.1 Plot level 1 quality information per product (world map): ENVISAT ASCENDING passes

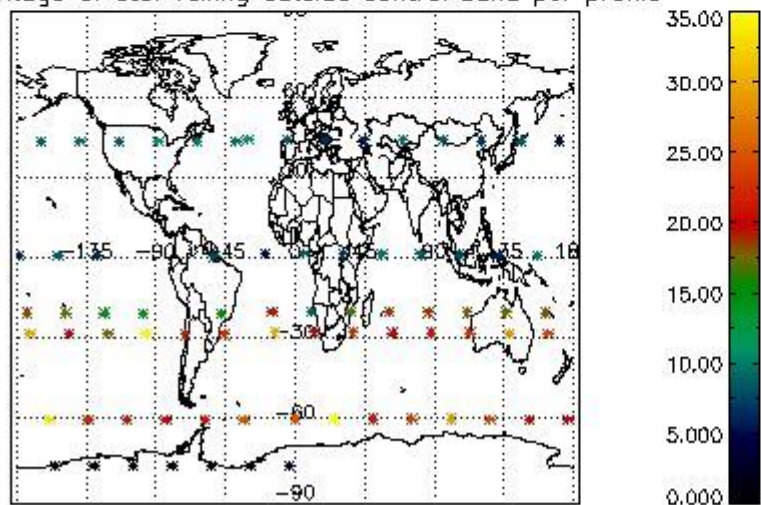
Percentage of cosmic ray hits per profile



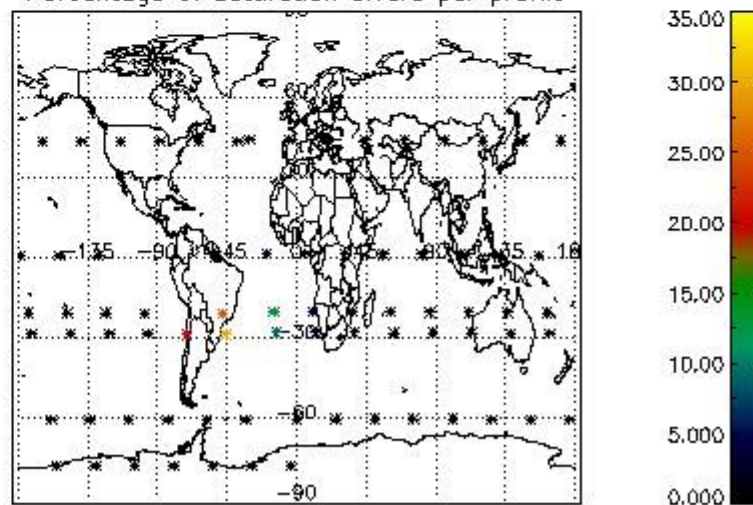
Percentage of datation errors per profile



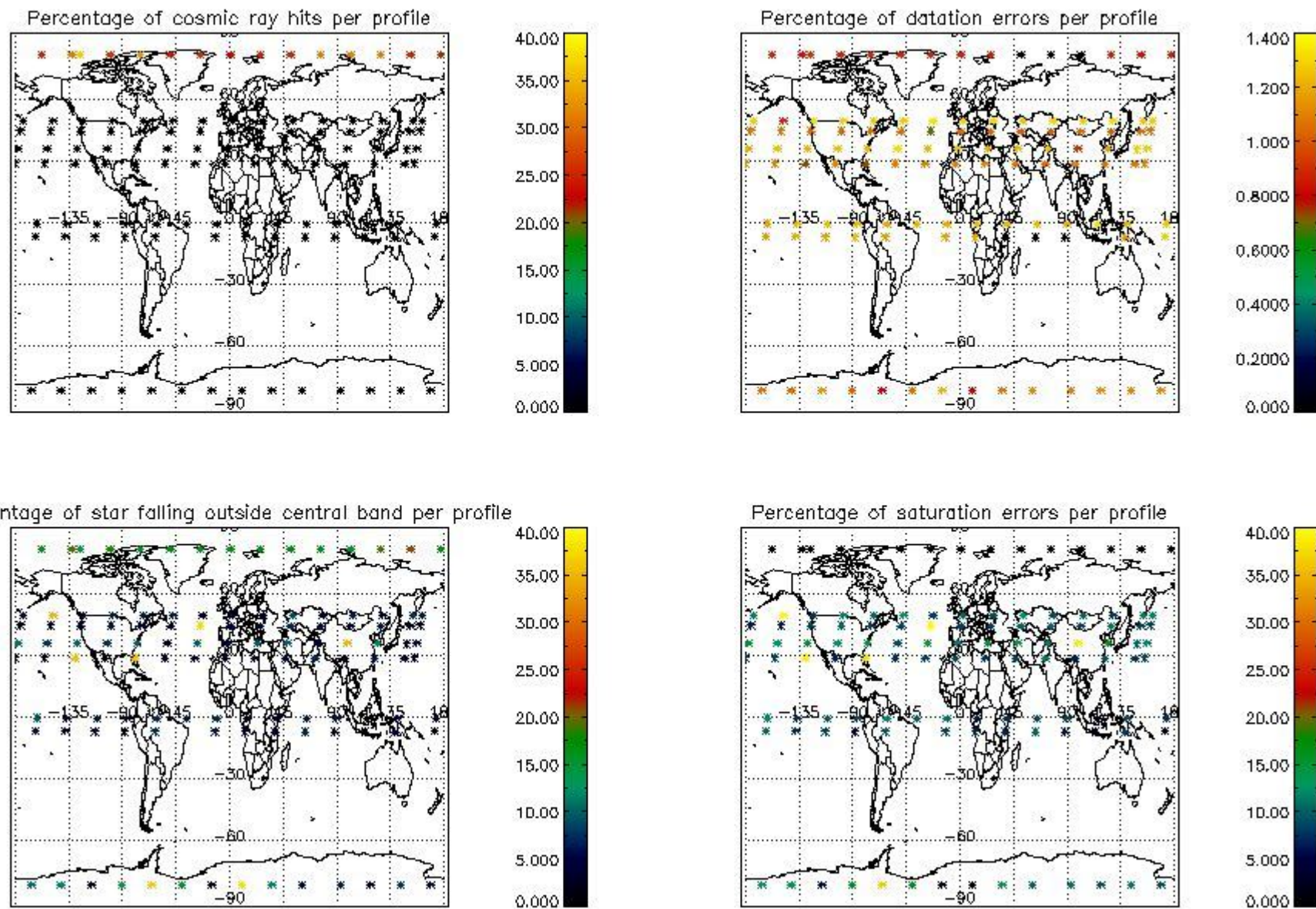
Percentage of star falling outside central band per profile



Percentage of saturation errors per profile



4.2.2 Plot level 1 quality information per product (world map): ENVISAT DESCENDING passes



5. Trace gas profiles

5.1 Ozone statistics based on quality of products

The final quality of the products can be "measured" using the STD (Standard Deviation) attached to every point profile. This information is written to the parameter GOM_NL__2P/NL_LOCAL_SPECIES_DENSITY/o3_std of the level 2 products. The table below shows the statistics for given STD ranges.

The statistics are given with respect to the overall valid production:

- Products without fatal errors: GOM_NL__2P/MPH/PRODUCT_ERR=0
- Valid point profile: GOM_NL__2P/NL_LOCAL_SPECIES_DENSITY/pcd(0)=0

The 'Criteria' is applied to valid points of dark limb products:

- Products in dark limb illumination condition: GOM_NL__2P/NL_SUMMARY_QUALITY/obs_ill_cond=0
- Products without fatal errors: GOM_NL__2P/MPH/PRODUCT_ERR=0
- Valid point profile: GOM_NL__2P/NL_LOCAL_SPECIES_DENSITY/pcd(0)=0

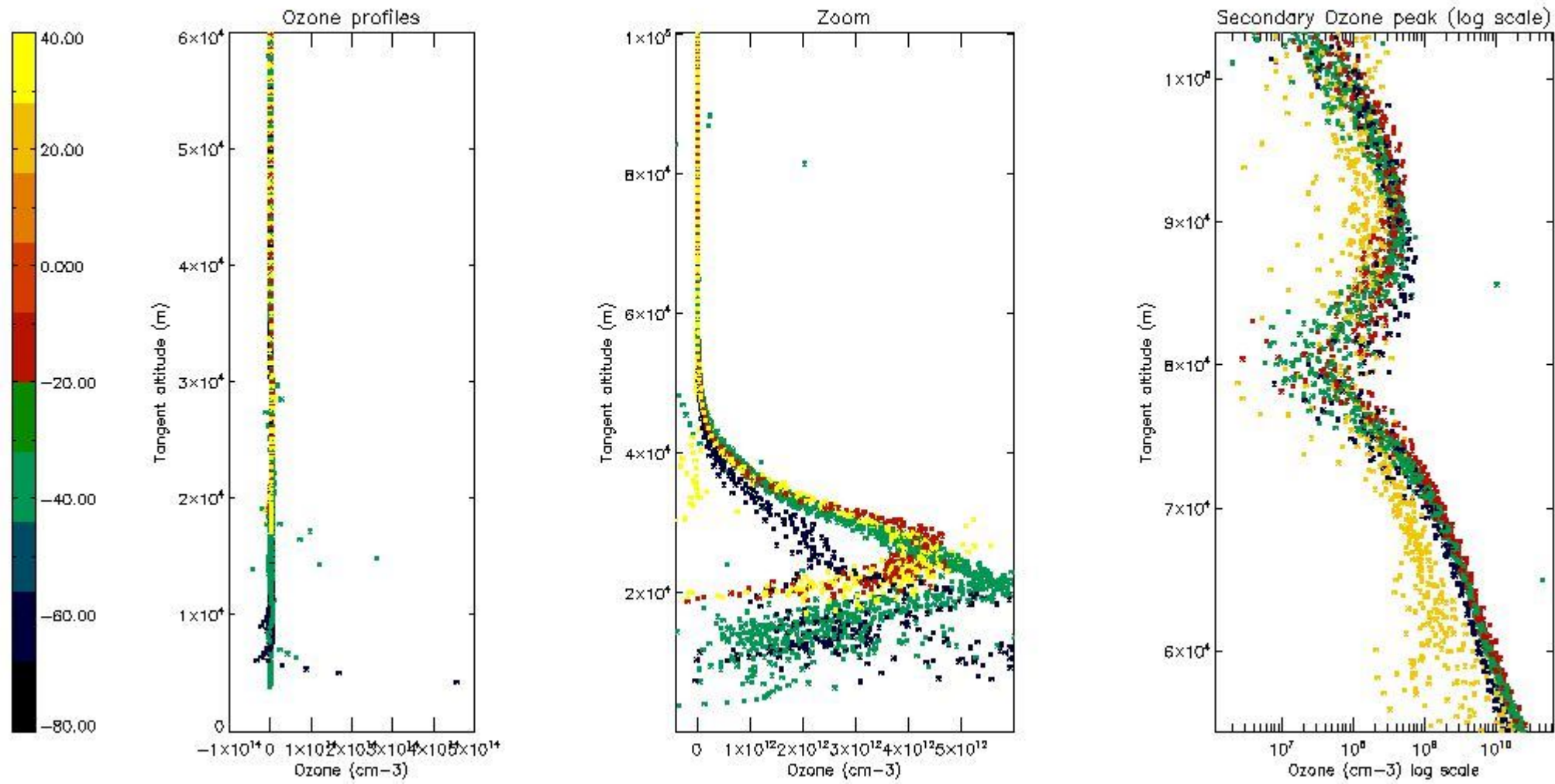
So, the table below shows the percentage of dark limb and valid observations for each criteria with respect to the overall valid daily observations.

Criteria	% of total production
All STD	36
STD < 20	22

STD < 10	19
STD < 5	14

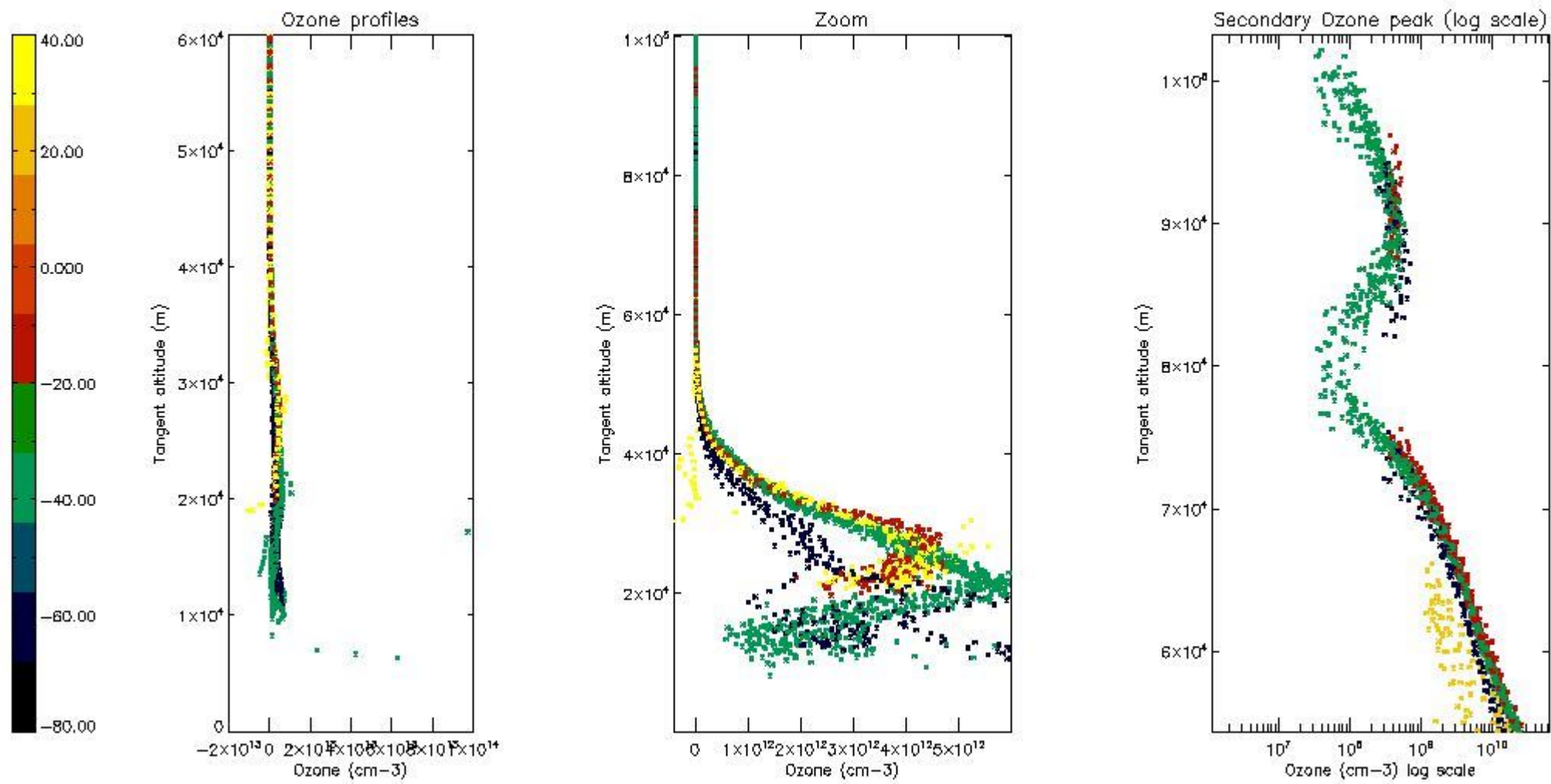
5.2 Plot ozone profiles for all STD (dark without errors)

The colorbar represents the latitude.



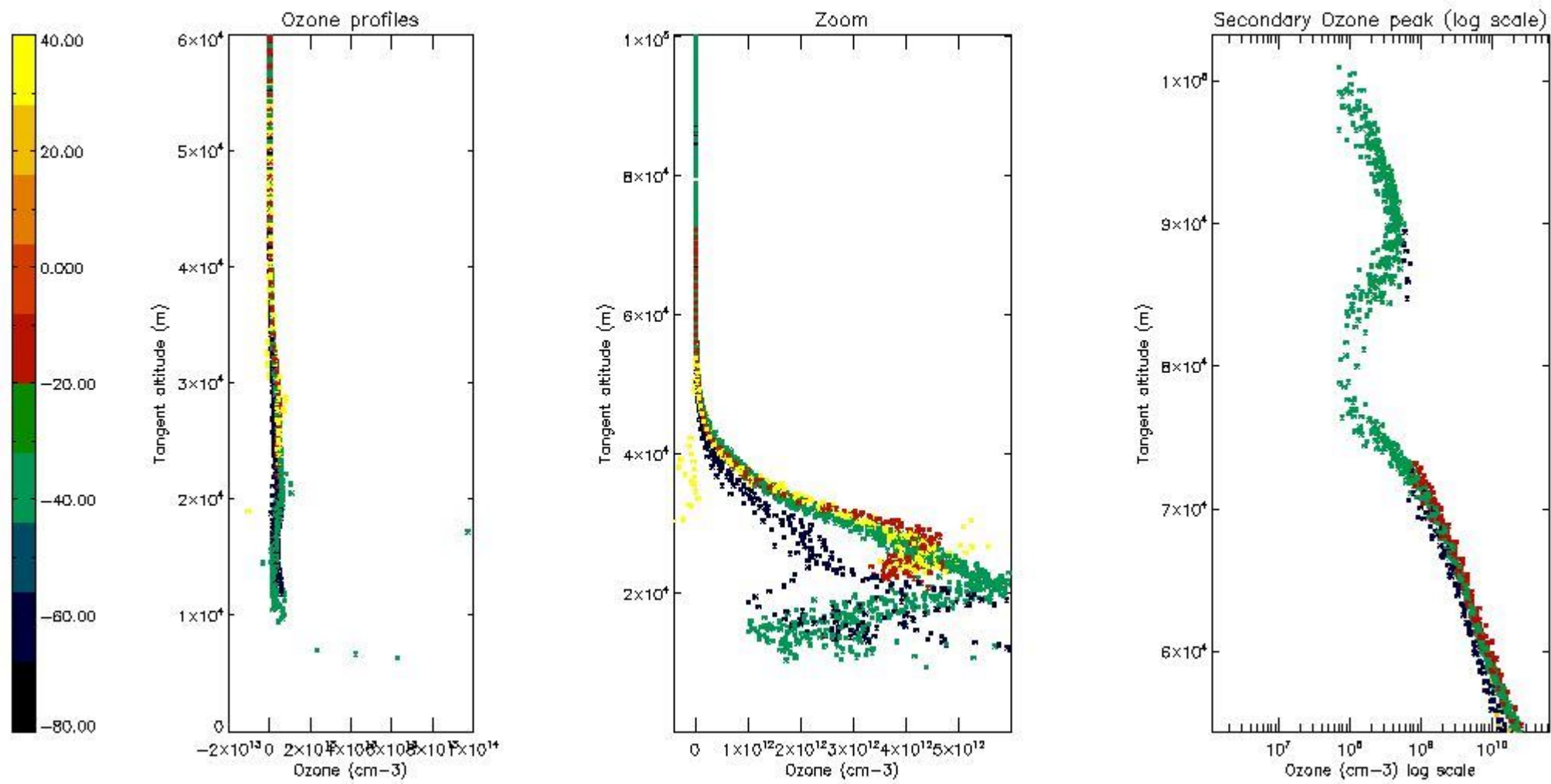
5.3 Plot ozone profiles where STD < 20% (dark without errors)

The colorbar represents the latitude.



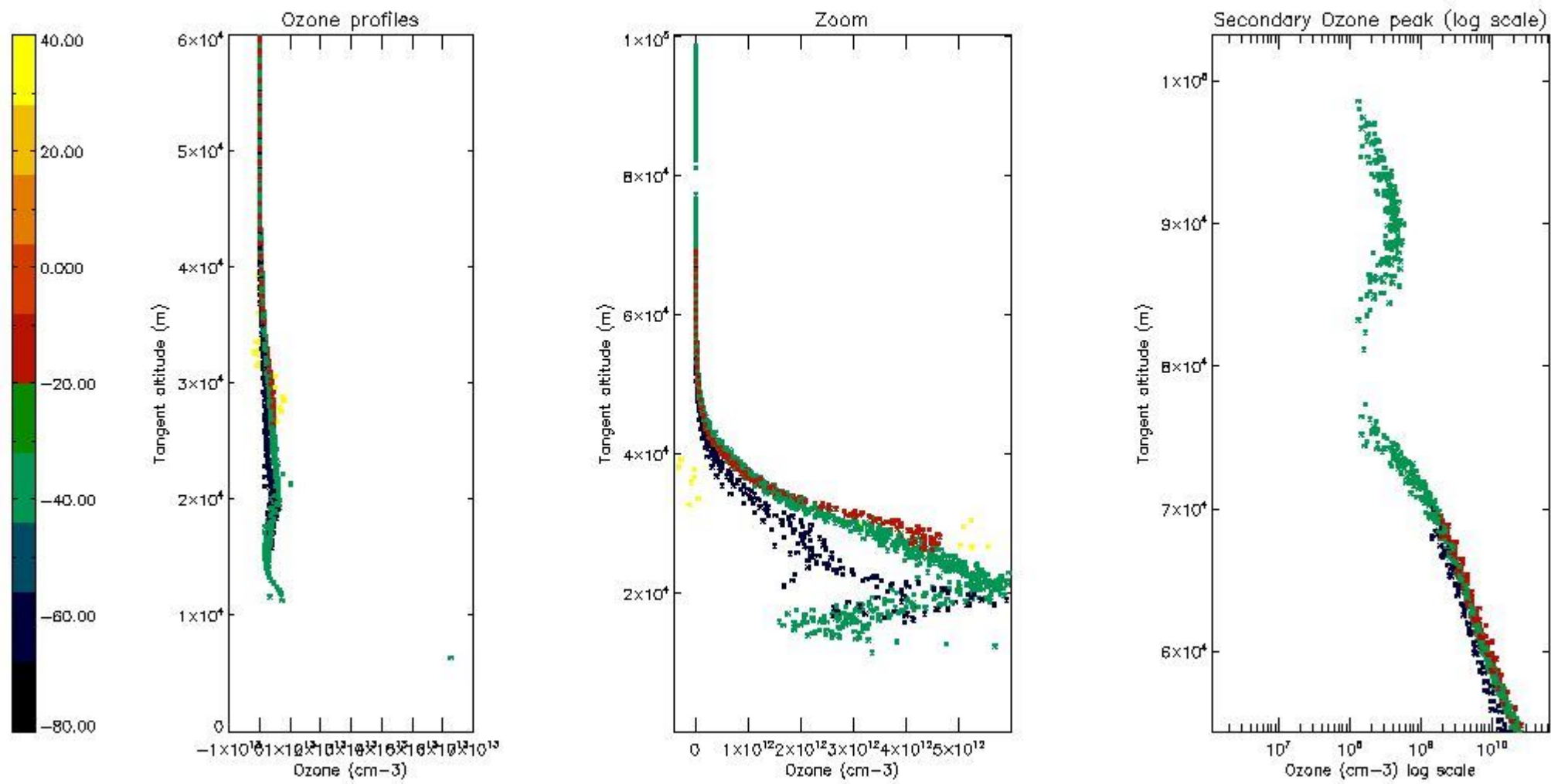
5.4 Plot ozone profiles where $STD < 10\%$ (dark without errors)

The colorbar represents the latitude.



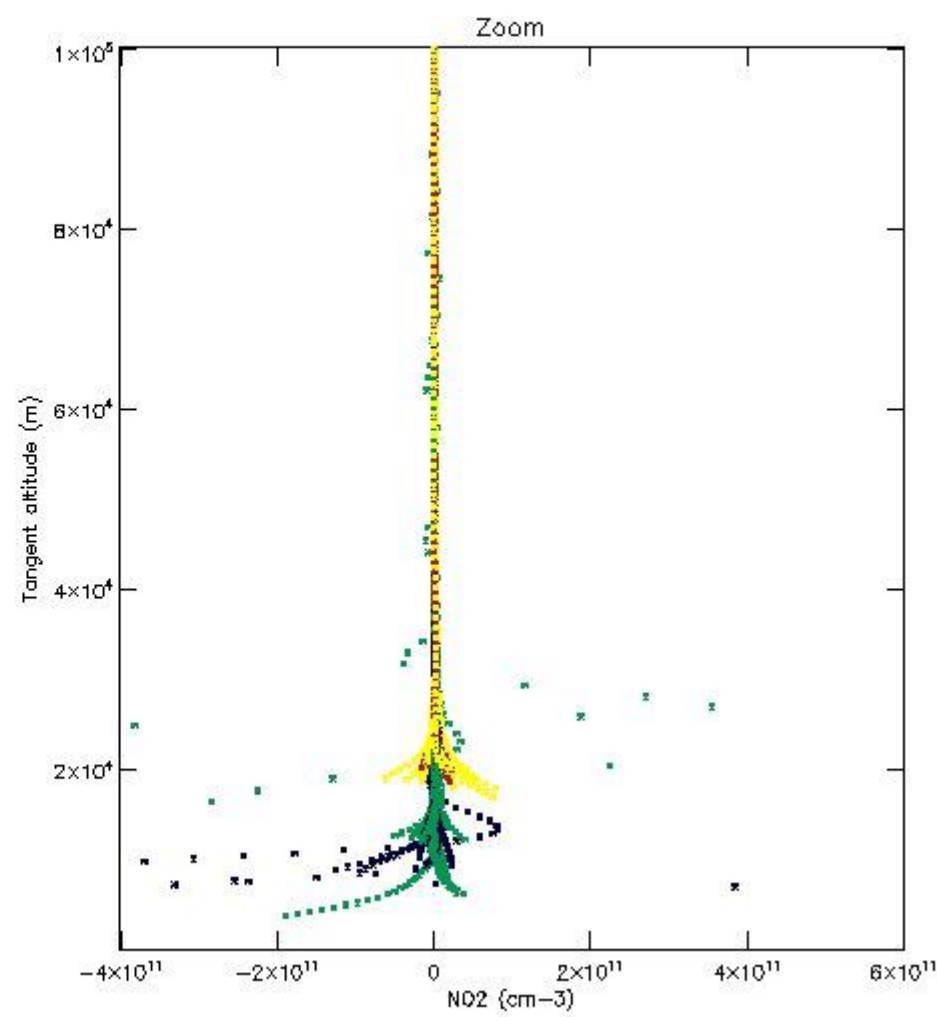
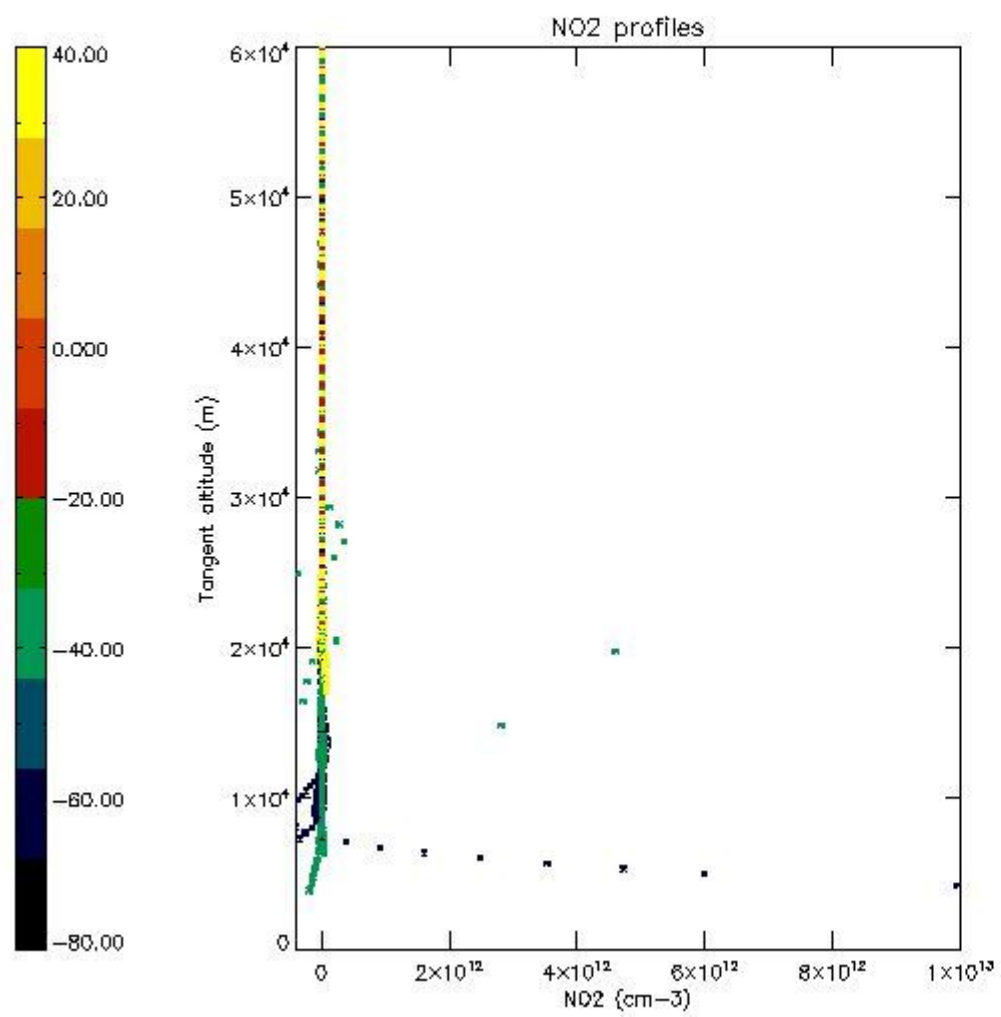
5.5 Plot ozone profiles where STD < 5% (dark without errors)

The colorbar represents the latitude.



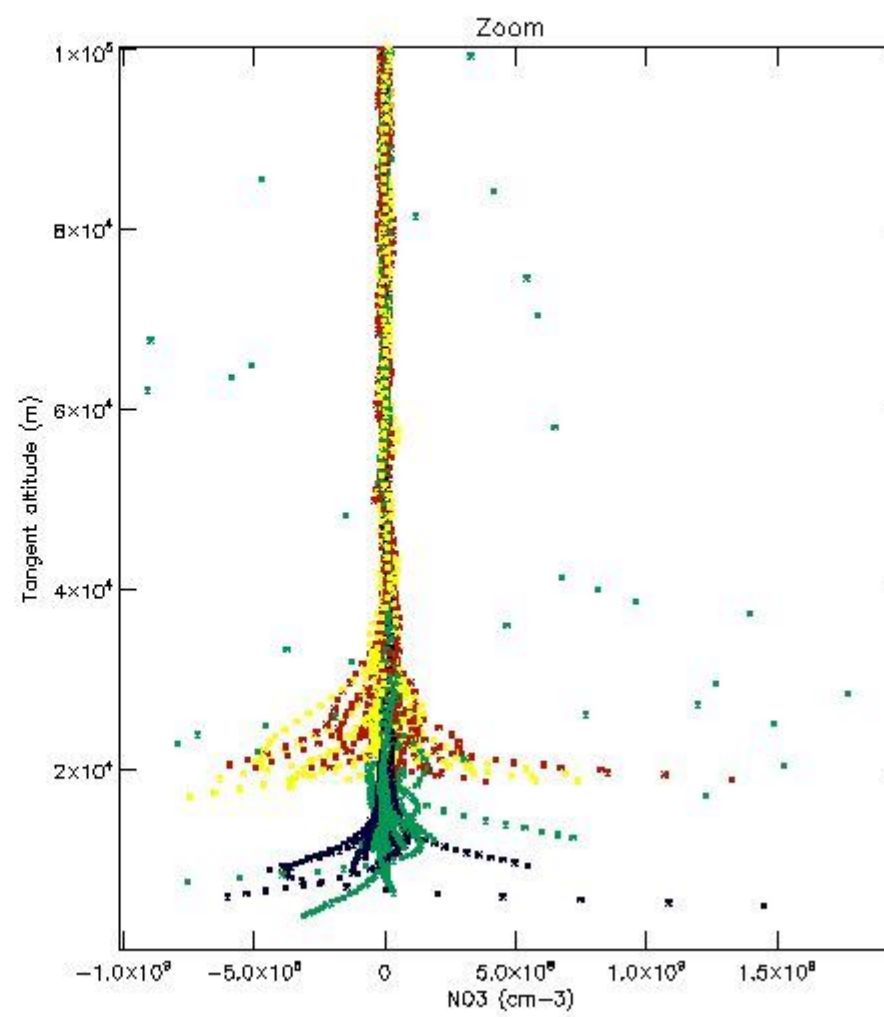
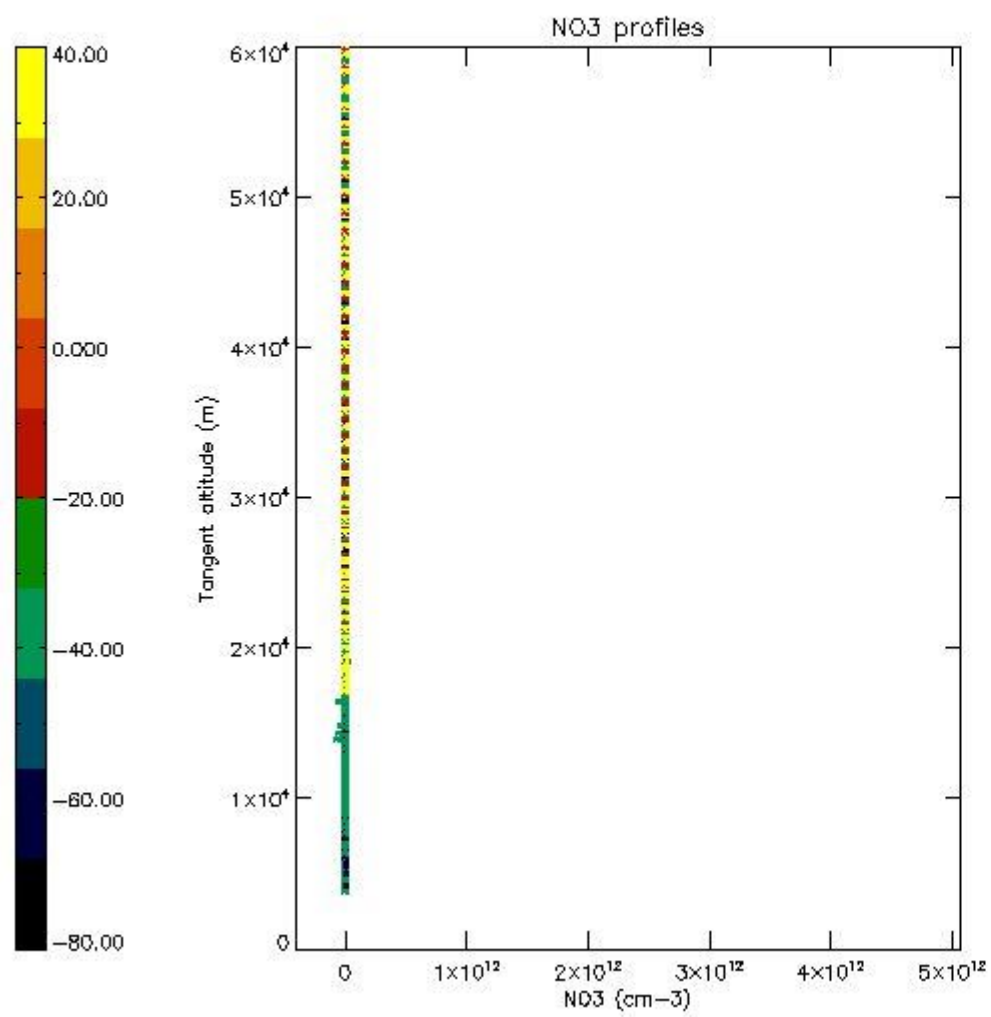
5.6 Plot NO₂ profiles for all STD (dark without errors)

The colorbar represents the latitude.



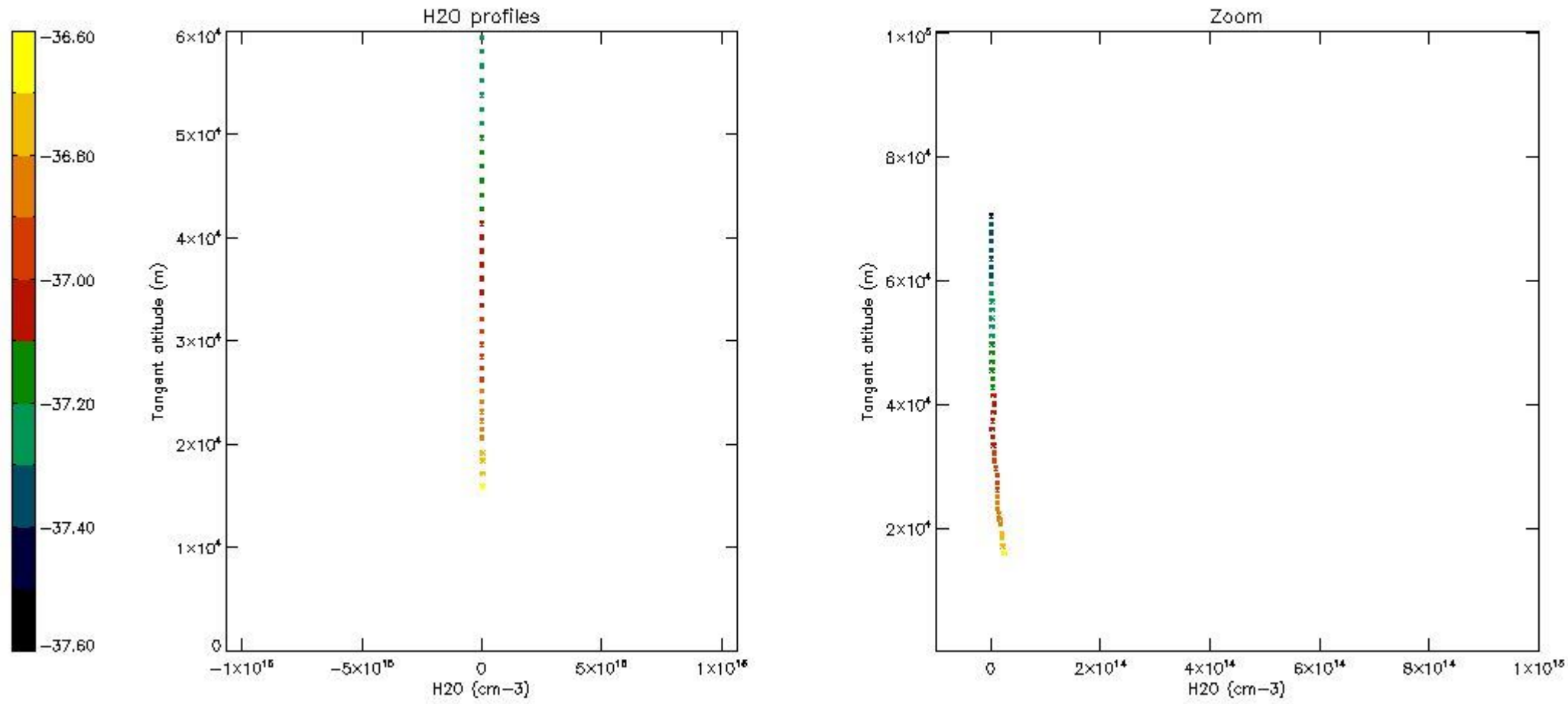
5.7 Plot NO3 profiles for all STD (dark without errors)

The colorbar represents the latitude.



5.8 Plot H2O profiles for all STD (only for occultations of stars 1,2,3,4,13,14,16,26,63 dark without errors)

The colorbar represents the latitude.



6. Auxiliary Data Files used for the production reported in section 2

The number reported in the third column indicates since which file (see list in section 2) the corresponding auxiliary file has been used. The fourth column is the date of those product files.

Type	Auxiliary Filename	Used since product	Used since product date
INST_PHYS_CHARACTERISTICS	GOM_INS_AXVIEC20091111_143220_20030716_120000_20500101_000000	1	16-SEP-2009 00:00:48
LEVEL-2_PROC_CONFIG	GOM_PR2_AXVIEC20091111_152718_20020301_000000_20500101_000000	1	16-SEP-2009 00:00:48
CROSS_SECTIONS_FILE	GOM_CR2_AXVIEC20091111_154832_20020301_000000_20500101_000000	1	16-SEP-2009 00:00:48

GOMOS Level 2 Daily Report

SUMMARY

[1. General Info](#)

[2. Summary of processed GOM_NL_2P products](#)

[3. Level 2 Quality information per product](#)

[3.1 Plot of level 2 quality information per product \(time dependant\)](#)

[3.2 Plot of level 2 quality information per product \(world map\)](#)

[4. Level 1 Quality information per product \(stored on level 2 products\)](#)

[4.1 Plot of level 1 quality information per product \(time dependant\)](#)

[4.1.1 Plot of level 1 quality information per product \(time dependant\): ASCENDING](#)

[4.1.2 Plot of level 1 quality information per product \(time dependant\): DESCENDING](#)

[4.2 Plot of level 1 quality information per product \(world map\)](#)

[4.2.1 Plot of level 1 quality information per product \(world map\): ASCENDING](#)

[4.2.2 Plot of level 1 quality information per product \(world map\): DESCENDING](#)

[5. Ozone profiles based on quality statistics and other trace gas profiles](#)

[5.1 Ozone statistics based on quality of products](#)

[5.2 Plot ozone profiles for all STD \(dark without errors\)](#)

[5.3 Plot ozone profiles where STD < 20% \(dark without errors\)](#)

[5.4. Plot ozone profiles where STD < 10% \(dark without errors\)](#)

[5.5. Plot ozone profiles where STD < 5% \(dark without errors\)](#)

[5.6 Plot NO2 profiles for all STD \(dark without errors\)](#)

[5.7 Plot NO3 profiles for all STD \(dark without errors\)](#)

[5.8 Plot H2O profiles \(only for occultations of stars 1,2,3,4,13,14,16,26,63 dark without errors\) for all STD](#)

[6. Auxiliary Data Files used for the production reported in section 2](#)

This report presents the daily analysis on parameters extracted from GOMOS level 2 data (GOM_NL__2P). It is intended to monitor some important parameters that will impact the quality of these products. A list of level 2 products (and content) that have arrived during the reporting day to the PCF is also given.

Item	Value
Time of report generation	26APR2013 12:47:14
Data source version	GOMOS/6.01
Start time of products	16-09-2009 (16SEP2009 00:00:00)
Stop time of products	17-09-2009 (17SEP2009 00:00:00)
Store outputs in DB	Yes
Nb of level 2 prods	191
Nb of prods with errors	0

2. Summary of processed GOM_NL__2P products.

Nr	Filename	UTC Start time	Limb	Duration	Star Id	Star Name	Star Mag	Star Temp	Nb Meas	Orbit	Prod. error
1	GOM_NL__2PRFIN20090916_000048_00000542082_00317_39449_6844.N1	16-SEP-2009 00:00:48	Dark	54.000	157	The1Eri	2.9060	9300.0	108	39449	No
2	GOM_NL__2PRFIN20090916_001407_00000602082_00317_39449_6845.N1	16-SEP-2009 00:14:07	Twilight	59.500	52	16Bet Cet	2.0370	4500.0	119	39449	No
3	GOM_NL__2PRFIN20090916_002459_00000402082_00317_39449_6846.N1	16-SEP-2009 00:24:59	Bright	39.500	90	54Alp Peg	2.4870	11000.	79	39449	No
4	GOM_NL__2PRFIN20090916_002629_00000492082_00317_39449_6847.N1	16-SEP-2009 00:26:29	Bright	48.500	140	88Gam Peg	2.8340	26000.	97	39449	No
5	GOM_NL__2PRFIN20090916_002851_00000392082_00317_39449_6848.N1	16-SEP-2009 00:28:51	Bright	39.000	93	53Bet Peg	2.5200	3100.0	78	39449	No
6	GOM_NL__2PRFIN20090916_003056_00000472082_00317_39449_6849.N1	16-SEP-2009 00:30:56	Bright	46.500	58	21Alp And	2.0730	11000.	93	39449	No
7	GOM_NL__2PRFIN20090916_003907_00000412082_00317_39449_6850.N1	16-SEP-2009 00:39:07	Bright	41.000	74	11Bet Cas	2.2680	6600.0	82	39449	No
8	GOM_NL__2PRFIN20090916_004054_00000432082_00317_39449_6851.N1	16-SEP-2009 00:40:54	Bright	43.000	76	27Gam Cas	2.3000	30000.	86	39449	No
9	GOM_NL__2PRFIN20090916_010321_00000452082_00317_39449_6852.N1	16-SEP-2009 01:03:21	Bright	45.000	24	66Alp Gem	1.5800	10200.	90	39449	No
10	GOM_NL__2PRFIN20090916_010635_00000562082_00317_39449_6853.N1	16-SEP-2009 01:06:35	Twilight	56.000	170	27Eps Gem	3.0000	9700.0	112	39449	No
11	GOM_NL__2PRFIN20090916_011203_00000552082_00317_39449_6854.N1	16-SEP-2009 01:12:03	Twilight	55.000	8	10Alp CMi	0.40000	6500.0	110	39449	No
12	GOM_NL__2PRFIN20090916_012111_00000602082_00317_39449_6855.N1	16-SEP-2009 01:21:11	Dark	60.000	1	9Alp CMa	-1.4400	11000.	120	39449	No
13	GOM_NL__2PRFIN20090916_012323_00000482082_00317_39449_6856.N1	16-SEP-2009 01:23:23	Dark	48.000	23	21Eps CMa	1.5020	26000.	96	39449	No
14	GOM_NL__2PRFIN20090916_012923_00000522082_00318_39450_6857.N1	16-SEP-2009 01:29:23	Dark	52.000	108	Alp Col	2.6520	15200.	104	39450	No
15	GOM_NL__2PRFIN20090916_014125_00000552082_00318_39450_6858.N1	16-SEP-2009 01:41:25	Dark	55.000	157	The1Eri	2.9060	9300.0	110	39450	No
16	GOM_NL__2PRFIN20090916_015443_00000572082_00318_39450_6859.N1	16-SEP-2009 01:54:43	Twilight	57.000	52	16Bet Cet	2.0370	4500.0	114	39450	No
17	GOM_NL__2PRFIN20090916_020535_00000382082_00318_39450_6860.N1	16-SEP-2009 02:05:35	Bright	38.000	90	54Alp Peg	2.4870	11000.	76	39450	No
18	GOM_NL__2PRFIN20090916_020704_00000502082_00318_39450_6861.N1	16-SEP-2009 02:07:04	Bright	50.000	140	88Gam Peg	2.8340	26000.	100	39450	No
19	GOM_NL__2PRFIN20090916_020927_00000432082_00318_39450_6862.N1	16-SEP-2009 02:09:27	Bright	42.500	93	53Bet Peg	2.5200	3100.0	85	39450	No
20	GOM_NL__2PRFIN20090916_021131_00000482082_00318_39450_6863.N1	16-SEP-2009 02:11:31	Bright	47.500	58	21Alp And	2.0730	11000.	95	39450	No
21	GOM_NL__2PRFIN20090916_021942_00000382082_00318_39450_6864.N1	16-SEP-2009 02:19:42	Bright	37.500	74	11Bet Cas	2.2680	6600.0	75	39450	No
22	GOM_NL__2PRFIN20090916_022130_00000402082_00318_39450_6865.N1	16-SEP-2009 02:21:30	Bright	39.500	76	27Gam Cas	2.3000	30000.	79	39450	No
23	GOM_NL__2PRFIN20090916_024358_00000472082_00318_39450_6866.N1	16-SEP-2009 02:43:58	Bright	47.000	24	66Alp Gem	1.5800	10200.	94	39450	No
24	GOM_NL__2PRFIN20090916_024712_00000482082_00318_39450_6867.N1	16-SEP-2009 02:47:12	Twilight	48.000	170	27Eps Gem	3.0000	9700.0	96	39450	No
25	GOM_NL__2PRFIN20090916_025240_00000532082_00318_39450_6868.N1	16-SEP-2009 02:52:40	Twilight	52.500	8	10Alp CMi	0.40000	6500.0	105	39450	No
26	GOM_NL__2PRFIN20090916_030148_00000582082_00318_39450_6869.N1	16-SEP-2009 03:01:48	Dark	57.500	1	9Alp CMa	-1.4400	11000.	115	39450	No
27	GOM_NL__2PRFIN20090916_032202_00000552082_00319_39451_6871.N1	16-SEP-2009 03:22:02	Dark	55.000	157	The1Eri	2.9060	9300.0	110	39451	No
28	GOM_NL__2PRFIN20090916_033519_00000582082_00319_39451_6872.N1	16-SEP-2009 03:35:19	Twilight	58.000	52	16Bet Cet	2.0370	4500.0	116	39451	No
29	GOM_NL__2PRFIN20090916_034611_00000392082_00319_39451_6873.N1	16-SEP-2009 03:46:11	Bright	39.000	90	54Alp Peg	2.4870	11000.	78	39451	No
30	GOM_NL__2PRFIN20090916_034739_00000492082_00319_39451_6874.N1	16-SEP-2009 03:47:39	Bright	48.500	140	88Gam Peg	2.8340	26000.	97	39451	No
31	GOM_NL__2PRFIN20090916_035003_00000572082_00319_39451_6875.N1	16-SEP-2009 03:50:03	Bright	57.000	93	53Bet Peg	2.5200	3100.0	114	39451	No
32	GOM_NL__2PRFIN20090916_035206_00000462082_00319_39451_6876.N1	16-SEP-2009 03:52:06	Bright	45.500	58	21Alp And	2.0730	11000.	91	39451	No
33	GOM_NL__2PRFIN20090916_040018_00000412082_00319_39451_6877.N1	16-SEP-2009 04:00:18	Bright	41.000	74	11Bet Cas	2.2680	6600.0	82	39451	No
34	GOM_NL__2PRFIN20090916_040205_00000412082_00319_39451_6878.N1	16-SEP-2009 04:02:05	Bright	41.000	76	27Gam Cas	2.3000	30000.	82	39451	No
35	GOM_NL__2PRFIN20090916_042434_00000632082_00319_39451_6879.N1	16-SEP-2009 04:24:34	Bright	63.000	24	66Alp Gem	1.5800	10200.	126	39451	No
36	GOM_NL__2PRFIN20090916_042748_00000482082_00319_39451_6880.N1	16-SEP-2009 04:27:48	Twilight	48.000	170	27Eps Gem	3.0000	9700.0	96	39451	No
37	GOM_NL__2PRFIN20090916_043316_00000532082_00319_39451_6881.N1	16-SEP-2009 04:33:16	Twilight	52.500	8	10Alp CMi	0.40000	6500.0	105	39451	No
38	GOM_NL__2PRFIN20090916_044225_00000722082_00319_39451_6882.N1	16-SEP-2009 04:42:25	Dark	71.500	1	9Alp CMa	-1.4400	11000.	143	39451	No
39	GOM_NL__2PRFIN20090916_044437_00000482082_00319_39451_6883.N1	16-SEP-2009 04:44:37	Dark	48.000	23	21Eps CMa	1.5020	26000.	96	39451	No
40	GOM_NL__2PRFIN20090916_050239_00000542082_00320_39452_6886.N1	16-SEP-2009 05:02:39	Dark	53.500	157	The1Eri	2.9060	9300.0	107	39452	No
41	GOM_NL__2PRFIN20090916_051556_00000602082_00320_39452_6887.N1	16-SEP-2009 05:15:56	Twilight	59.500	52	16Bet Cet	2.0370	4500.0	119	39452	No
42	GOM_NL__2PRFIN20090916_052646_00000392082_00320_39452_6888.N1	16-SEP-2009 05:26:46	Bright	38.500	90	54Alp Peg	2.4870	11000.	77	39452	No

43	GOM_NL__2PRFIN20090916_052815_000000502082_00320_39452_6889.N1	16-SEP-2009 05:28:15	Bright	49.500	140	88Gam Peg	2.8340	26000.	99	39452	No
44	GOM_NL__2PRFIN20090916_053038_000000402082_00320_39452_6890.N1	16-SEP-2009 05:30:38	Bright	39.500	93	53Bet Peg	2.5200	3100.0	79	39452	No
45	GOM_NL__2PRFIN20090916_053242_000000482082_00320_39452_6891.N1	16-SEP-2009 05:32:42	Bright	48.000	58	21Alp And	2.0730	11000.	96	39452	No
46	GOM_NL__2PRFIN20090916_054053_000000412082_00320_39452_6892.N1	16-SEP-2009 05:40:53	Bright	41.000	74	11Bet Cas	2.2680	6600.0	82	39452	No
47	GOM_NL__2PRFIN20090916_054240_000000442082_00320_39452_6893.N1	16-SEP-2009 05:42:40	Bright	43.500	76	27Gam Cas	2.3000	30000.	87	39452	No
48	GOM_NL__2PRFIN20090916_060510_000000412082_00320_39452_6894.N1	16-SEP-2009 06:05:10	Bright	41.000	24	66Alp Gem	1.5800	10200.	82	39452	No
49	GOM_NL__2PRFIN20090916_060824_000000402082_00320_39452_6895.N1	16-SEP-2009 06:08:24	Tw_i_and_stray	40.000	170	27Eps Gem	3.0000	9700.0	80	39452	No
50	GOM_NL__2PRFIN20090916_061353_000000532082_00320_39452_6896.N1	16-SEP-2009 06:13:53	Twilight	52.500	8	10Alp CMI	0.40000	6500.0	105	39452	No
51	GOM_NL__2PRFIN20090916_062302_000000572082_00320_39452_6897.N1	16-SEP-2009 06:23:02	Dark	57.000	1	9Alp CMA	-1.4400	11000.	114	39452	No
52	GOM_NL__2PRFIN20090916_062514_000000482082_00320_39452_6898.N1	16-SEP-2009 06:25:14	Dark	47.500	23	21Eps CMA	1.5020	26000.	95	39452	No
53	GOM_NL__2PRFIN20090916_063114_000000512082_00321_39453_6900.N1	16-SEP-2009 06:31:14	Dark	50.500	108	Alp Col	2.6520	15200.	101	39453	No
54	GOM_NL__2PRFIN20090916_064316_000000542082_00321_39453_6901.N1	16-SEP-2009 06:43:16	Dark	54.000	157	The1Eri	2.9060	9300.0	108	39453	No
55	GOM_NL__2PRFIN20090916_065632_000000582082_00321_39453_6902.N1	16-SEP-2009 06:56:32	Tw_i_and_stray	57.500	52	16Bet Cet	2.0370	4500.0	115	39453	No
56	GOM_NL__2PRFIN20090916_070722_000000402082_00321_39453_6903.N1	16-SEP-2009 07:07:22	Bright	40.000	90	54Alp Peg	2.4870	11000.	80	39453	No
57	GOM_NL__2PRFIN20090916_070850_000000502082_00321_39453_6904.N1	16-SEP-2009 07:08:50	Bright	49.500	140	88Gam Peg	2.8340	26000.	99	39453	No
58	GOM_NL__2PRFIN20090916_071114_000000412082_00321_39453_6905.N1	16-SEP-2009 07:11:14	Bright	41.000	93	53Bet Peg	2.5200	3100.0	82	39453	No
59	GOM_NL__2PRFIN20090916_071317_000000472082_00321_39453_6906.N1	16-SEP-2009 07:13:17	Bright	47.000	58	21Alp And	2.0730	11000.	94	39453	No
60	GOM_NL__2PRFIN20090916_072129_000000412082_00321_39453_6907.N1	16-SEP-2009 07:21:29	Bright	40.500	74	11Bet Cas	2.2680	6600.0	81	39453	No
61	GOM_NL__2PRFIN20090916_072316_000000422082_00321_39453_6908.N1	16-SEP-2009 07:23:16	Bright	42.000	76	27Gam Cas	2.3000	30000.	84	39453	No
62	GOM_NL__2PRFIN20090916_074546_000000482082_00321_39453_6909.N1	16-SEP-2009 07:45:46	Bright	48.000	24	66Alp Gem	1.5800	10200.	96	39453	No
63	GOM_NL__2PRFIN20090916_074901_000000402082_00321_39453_6910.N1	16-SEP-2009 07:49:01	Tw_i_and_stray	40.000	170	27Eps Gem	3.0000	9700.0	80	39453	No
64	GOM_NL__2PRFIN20090916_075429_000000552082_00321_39453_6911.N1	16-SEP-2009 07:54:29	Twilight	54.500	8	10Alp CMI	0.40000	6500.0	109	39453	No
65	GOM_NL__2PRFIN20090916_080339_000000592082_00321_39453_6912.N1	16-SEP-2009 08:03:39	Dark	58.500	1	9Alp CMA	-1.4400	11000.	117	39453	No
66	GOM_NL__2PRFIN20090916_080551_000000492082_00321_39453_6913.N1	16-SEP-2009 08:05:51	Dark	49.000	23	21Eps CMA	1.5020	26000.	98	39453	No
67	GOM_NL__2PRFIN20090916_081151_000000522082_00322_39454_6924.N1	16-SEP-2009 08:11:51	Dark	52.000	108	Alp Col	2.6520	15200.	104	39454	No
68	GOM_NL__2PRFIN20090916_082352_000000542082_00322_39454_6925.N1	16-SEP-2009 08:23:52	Dark	53.500	157	The1Eri	2.9060	9300.0	107	39454	No
69	GOM_NL__2PRFIN20090916_083708_000000562082_00322_39454_6926.N1	16-SEP-2009 08:37:08	Tw_i_and_stray	56.000	52	16Bet Cet	2.0370	4500.0	112	39454	No
70	GOM_NL__2PRFIN20090916_084758_000000382082_00322_39454_6927.N1	16-SEP-2009 08:47:58	Bright	38.000	90	54Alp Peg	2.4870	11000.	76	39454	No
71	GOM_NL__2PRFIN20090916_084926_000000482082_00322_39454_6928.N1	16-SEP-2009 08:49:26	Bright	48.000	140	88Gam Peg	2.8340	26000.	96	39454	No
72	GOM_NL__2PRFIN20090916_085150_000000422082_00322_39454_6929.N1	16-SEP-2009 08:51:50	Bright	41.500	93	53Bet Peg	2.5200	3100.0	83	39454	No
73	GOM_NL__2PRFIN20090916_085352_000000462082_00322_39454_6930.N1	16-SEP-2009 08:53:52	Bright	45.500	58	21Alp And	2.0730	11000.	91	39454	No
74	GOM_NL__2PRFIN20090916_090204_000000402082_00322_39454_6931.N1	16-SEP-2009 09:02:04	Bright	40.000	74	11Bet Cas	2.2680	6600.0	80	39454	No
75	GOM_NL__2PRFIN20090916_090351_000000432082_00322_39454_6932.N1	16-SEP-2009 09:03:51	Bright	42.500	76	27Gam Cas	2.3000	30000.	85	39454	No
76	GOM_NL__2PRFIN20090916_092622_000000632082_00322_39454_6933.N1	16-SEP-2009 09:26:22	Bright	63.000	24	66Alp Gem	1.5800	10200.	126	39454	No
77	GOM_NL__2PRFIN20090916_092937_000000322082_00322_39454_6934.N1	16-SEP-2009 09:29:37	Tw_i_and_stray	32.000	170	27Eps Gem	3.0000	9700.0	64	39454	No
78	GOM_NL__2PRFIN20090916_093506_000000632082_00322_39454_6935.N1	16-SEP-2009 09:35:06	Twilight	63.000	8	10Alp CMI	0.40000	6500.0	126	39454	No
79	GOM_NL__2PRFIN20090916_094416_000000672082_00322_39454_6936.N1	16-SEP-2009 09:44:16	Dark	66.500	1	9Alp CMA	-1.4400	11000.	133	39454	No
80	GOM_NL__2PRFIN20090916_094627_000000492082_00322_39454_6937.N1	16-SEP-2009 09:46:27	Dark	49.000	23	21Eps CMA	1.5020	26000.	98	39454	No
81	GOM_NL__2PRFIN20090916_095229_000000512082_00323_39455_6944.N1	16-SEP-2009 09:52:29	Dark	51.000	108	Alp Col	2.6520	15200.	102	39455	No
82	GOM_NL__2PRFIN20090916_100430_000000522082_00323_39455_6945.N1	16-SEP-2009 10:04:30	Dark	52.000	157	The1Eri	2.9060	9300.0	104	39455	No
83	GOM_NL__2PRFIN20090916_101744_000000572082_00323_39455_6946.N1	16-SEP-2009 10:17:44	Tw_i_and_stray	56.500	52	16Bet Cet	2.0370	4500.0	113	39455	No
84	GOM_NL__2PRFIN20090916_102834_000000392082_00323_39455_6947.N1	16-SEP-2009 10:28:34	Bright	38.500	90	54Alp Peg	2.4870	11000.	77	39455	No
85	GOM_NL__2PRFIN20090916_103001_000000482082_00323_39455_6948.N1	16-SEP-2009 10:30:01	Bright	48.000	140	88Gam Peg	2.8340	26000.	96	39455	No
86	GOM_NL__2PRFIN20090916_103225_000000402082_00323_39455_6949.N1	16-SEP-2009 10:32:25	Bright	39.500	93	53Bet Peg	2.5200	3100.0	79	39455	No
87	GOM_NL__2PRFIN20090916_103427_000000462082_00323_39455_6950.N1	16-SEP-2009 10:34:27	Bright	46.000	58	21Alp And	2.0730	11000.	92	39455	No
88	GOM_NL__2PRFIN20090916_104239_000000422082_00323_39455_6951.N1	16-SEP-2009 10:42:39	Bright	41.500	74	11Bet Cas	2.2680	6600.0	83	39455	No
89	GOM_NL__2PRFIN20090916_104426_000000432082_00323_39455_6952.N1	16-SEP-2009 10:44:26	Bright	43.000	76	27Gam Cas	2.3000	30000.	86	39455	No
90	GOM_NL__2PRFIN20090916_110658_000000492082_00323_39455_6953.N1	16-SEP-2009 11:06:58	Bright	49.000	24	66Alp Gem	1.5800	10200.	98	39455	No
91	GOM_NL__2PRFIN20090916_111013_000000322082_00323_39455_6954.N1	16-SEP-2009 11:10:13	Tw_i_and_stray	32.000	170	27Eps Gem	3.0000	9700.0	64	39455	No
92	GOM_NL__2PRFIN20090916_111542_000000532082_00323_39455_6955.N1	16-SEP-2009 11:15:42	Twilight	53.000	8	10Alp CMI	0.40000	6500.0	106	39455	No
93	GOM_NL__2PRFIN20090916_112453_000000622082_00323_39455_6956.N1	16-SEP-2009 11:24:53	Dark	61.500	1	9Alp CMA	-1.4400	11000.	123	39455	No
94	GOM_NL__2PRFIN20090916_112704_000000502082_00323_39455_6957.N1	16-SEP-2009 11:27:04	Dark	50.000	23	21Eps CMA	1.5020	26000.	100	39455	No
95	GOM_NL__2PRFIN20090916_113306_000000532082_00324_39456_6978.N1	16-SEP-2009 11:33:06	Dark	52.500	108	Alp Col	2.6520	15200.	105	39456	No
96	GOM_NL__2PRFIN20090916_114507_000000542082_00324_39456_6979.N1	16-SEP-2009 11:45:07	Dark	54.000	157	The1Eri	2.9060	9300.0	108	39456	No
97	GOM_NL__2PRFIN20090916_115820_000000562082_00324_39456_6980.N1	16-SEP-2009 11:58:20	Tw_i_and_stray	56.000	52	16Bet Cet	2.0370	4500.0	112	39456	No
98	GOM_NL__2PRFIN20090916_120909_000000382082_00324_39456_6981.N1	16-SEP-2009 12:09:09	Bright	37.500	90	54Alp Peg	2.4870	11000.	75	39456	No
99	GOM_NL__2PRFIN20090916_121036_000000732082_00324_39456_6982.N1	16-SEP-2009 12:10:36	Bright	73.000	140	88Gam Peg	2.8340	26000.	146	39456	No
100	GOM_NL__2PRFIN20090916_121301_000000412082_00324_39456_6983.N1	16-SEP-2009 12:13:01	Bright	41.000	93	53Bet Peg	2.5200	3100.0	82	39456	No
101	GOM_NL__2PRFIN20090916_121502_000000462082_00324_39456_6984.N1	16-SEP-2009 12:15:02	Bright	46.000	58	21Alp And	2.0730	11000.	92	39456	No

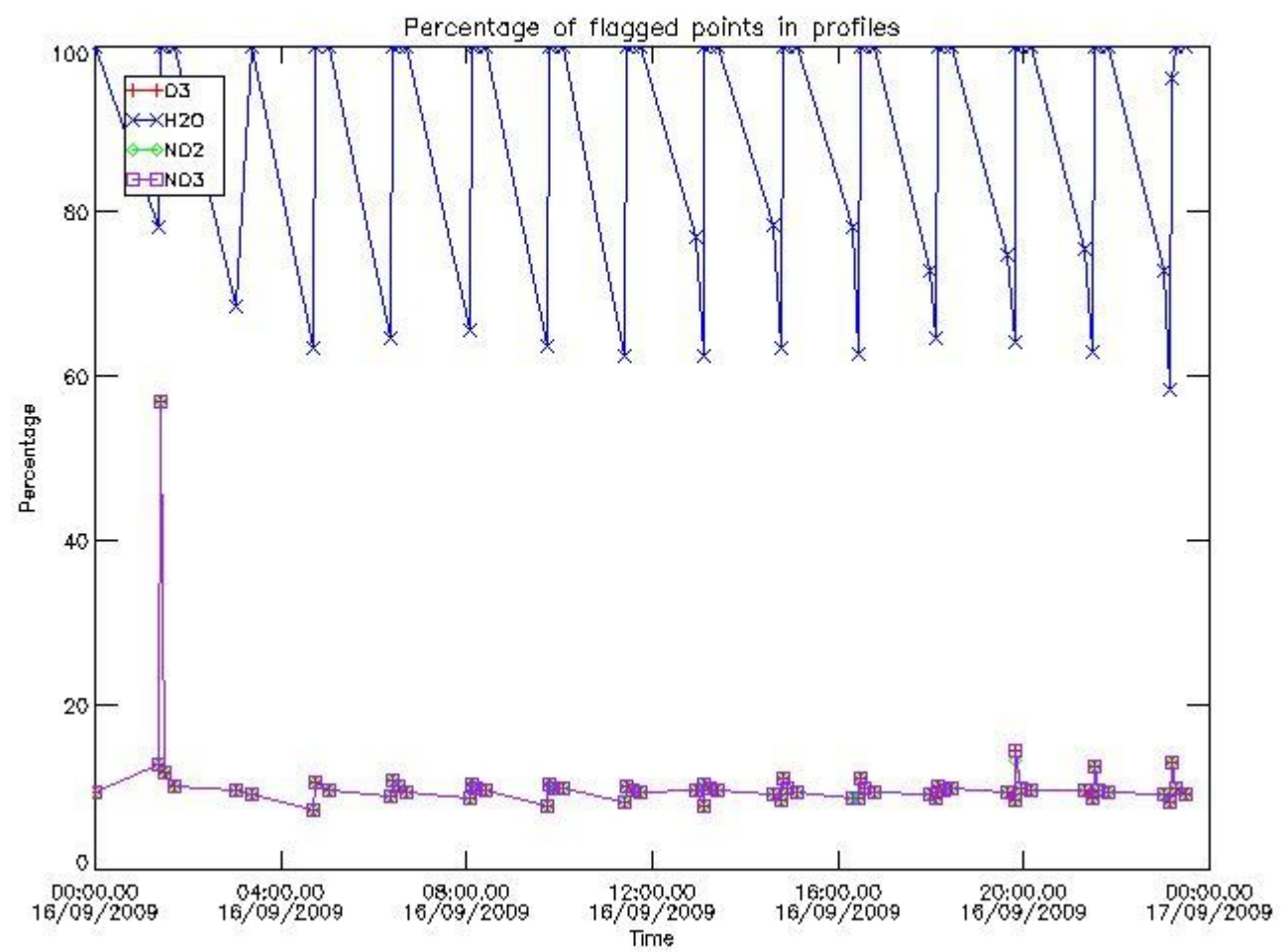
102	GOM_NL__2PRFIN20090916_122315_000000412082_00324_39456_6985.N1	16-SEP-2009 12:23:15	Bright	41.000	74	11Bet Cas	2.2680	6600.0	82	39456	No
103	GOM_NL__2PRFIN20090916_124734_000000442082_00324_39456_6986.N1	16-SEP-2009 12:47:34	Bright	43.500	24	66Alp Gem	1.5800	10200.	87	39456	No
104	GOM_NL__2PRFIN20090916_125618_000000532082_00324_39456_6987.N1	16-SEP-2009 12:56:18	Dark	52.500	8	10Alp CMi	0.40000	6500.0	105	39456	No
105	GOM_NL__2PRFIN20090916_130530_000000662082_00324_39456_6988.N1	16-SEP-2009 13:05:30	Dark	65.500	1	9Alp CMA	-1.4400	11000.	131	39456	No
106	GOM_NL__2PRFIN20090916_130741_000000492082_00324_39456_6989.N1	16-SEP-2009 13:07:41	Dark	49.000	23	21Eps CMA	1.5020	26000.	98	39456	No
107	GOM_NL__2PRFIN20090916_131343_000000512082_00325_39457_7006.N1	16-SEP-2009 13:13:43	Dark	51.000	108	Alp Col	2.6520	15200.	102	39457	No
108	GOM_NL__2PRFIN20090916_132543_000000532082_00325_39457_7007.N1	16-SEP-2009 13:25:43	Dark	52.500	157	The1Eri	2.9060	9300.0	105	39457	No
109	GOM_NL__2PRFIN20090916_133856_000000582082_00325_39457_7008.N1	16-SEP-2009 13:38:56	Tw_i_and_stray	57.500	52	16Bet Cet	2.0370	4500.0	115	39457	No
110	GOM_NL__2PRFIN20090916_134945_000000402082_00325_39457_7009.N1	16-SEP-2009 13:49:45	Bright	39.500	90	54Alp Peg	2.4870	11000.	79	39457	No
111	GOM_NL__2PRFIN20090916_135111_000000482082_00325_39457_7010.N1	16-SEP-2009 13:51:11	Bright	48.000	140	88Gam Peg	2.8340	26000.	96	39457	No
112	GOM_NL__2PRFIN20090916_135337_000000382082_00325_39457_7011.N1	16-SEP-2009 13:53:37	Bright	38.000	93	53Bet Peg	2.5200	3100.0	76	39457	No
113	GOM_NL__2PRFIN20090916_135538_000000462082_00325_39457_7012.N1	16-SEP-2009 13:55:38	Bright	46.000	58	21Alp And	2.0730	11000.	92	39457	No
114	GOM_NL__2PRFIN20090916_140350_000000422082_00325_39457_7013.N1	16-SEP-2009 14:03:50	Bright	42.000	74	11Bet Cas	2.2680	6600.0	84	39457	No
115	GOM_NL__2PRFIN20090916_140537_000000432082_00325_39457_7014.N1	16-SEP-2009 14:05:37	Bright	43.000	76	27Gam Cas	2.3000	30000.	86	39457	No
116	GOM_NL__2PRFIN20090916_142810_000000482082_00325_39457_7015.N1	16-SEP-2009 14:28:10	Bright	47.500	24	66Alp Gem	1.5800	10200.	95	39457	No
117	GOM_NL__2PRFIN20090916_143655_000000562082_00325_39457_7016.N1	16-SEP-2009 14:36:55	Dark	56.000	8	10Alp CMi	0.40000	6500.0	112	39457	No
118	GOM_NL__2PRFIN20090916_144607_000000612082_00325_39457_7017.N1	16-SEP-2009 14:46:07	Dark	60.500	1	9Alp CMA	-1.4400	11000.	121	39457	No
119	GOM_NL__2PRFIN20090916_144818_000000502082_00325_39457_7018.N1	16-SEP-2009 14:48:18	Dark	50.000	23	21Eps CMA	1.5020	26000.	100	39457	No
120	GOM_NL__2PRFIN20090916_145420_000000522082_00326_39458_7021.N1	16-SEP-2009 14:54:20	Dark	52.000	108	Alp Col	2.6520	15200.	104	39458	No
121	GOM_NL__2PRFIN20090916_150620_000000542082_00326_39458_7022.N1	16-SEP-2009 15:06:20	Dark	53.500	157	The1Eri	2.9060	9300.0	107	39458	No
122	GOM_NL__2PRFIN20090916_151932_000000572082_00326_39458_7023.N1	16-SEP-2009 15:19:32	Tw_i_and_stray	57.000	52	16Bet Cet	2.0370	4500.0	114	39458	No
123	GOM_NL__2PRFIN20090916_153021_000000392082_00326_39458_7024.N1	16-SEP-2009 15:30:21	Bright	39.000	90	54Alp Peg	2.4870	11000.	78	39458	No
124	GOM_NL__2PRFIN20090916_153147_000000482082_00326_39458_7025.N1	16-SEP-2009 15:31:47	Bright	48.000	140	88Gam Peg	2.8340	26000.	96	39458	No
125	GOM_NL__2PRFIN20090916_153412_000000412082_00326_39458_7026.N1	16-SEP-2009 15:34:12	Bright	41.000	93	53Bet Peg	2.5200	3100.0	82	39458	No
126	GOM_NL__2PRFIN20090916_153613_000000692082_00326_39458_7027.N1	16-SEP-2009 15:36:13	Bright	69.000	58	21Alp And	2.0730	11000.	138	39458	No
127	GOM_NL__2PRFIN20090916_154426_000000412082_00326_39458_7028.N1	16-SEP-2009 15:44:26	Bright	40.500	74	11Bet Cas	2.2680	6600.0	81	39458	No
128	GOM_NL__2PRFIN20090916_154613_000000412082_00326_39458_7029.N1	16-SEP-2009 15:46:13	Bright	40.500	76	27Gam Cas	2.3000	30000.	81	39458	No
129	GOM_NL__2PRFIN20090916_160846_000000472082_00326_39458_7030.N1	16-SEP-2009 16:08:46	Bright	47.000	24	66Alp Gem	1.5800	10200.	94	39458	No
130	GOM_NL__2PRFIN20090916_161732_000000602082_00326_39458_7031.N1	16-SEP-2009 16:17:32	Dark	59.500	8	10Alp CMi	0.40000	6500.0	119	39458	No
131	GOM_NL__2PRFIN20090916_162644_000000602082_00326_39458_7032.N1	16-SEP-2009 16:26:44	Dark	59.500	1	9Alp CMA	-1.4400	11000.	119	39458	No
132	GOM_NL__2PRFIN20090916_162854_000000512082_00326_39458_7033.N1	16-SEP-2009 16:28:54	Dark	50.500	23	21Eps CMA	1.5020	26000.	101	39458	No
133	GOM_NL__2PRFIN20090916_163457_000000522082_00327_39459_7039.N1	16-SEP-2009 16:34:57	Dark	51.500	108	Alp Col	2.6520	15200.	103	39459	No
134	GOM_NL__2PRFIN20090916_164657_000000542082_00327_39459_7040.N1	16-SEP-2009 16:46:57	Dark	53.500	157	The1Eri	2.9060	9300.0	107	39459	No
135	GOM_NL__2PRFIN20090916_170008_000000572082_00327_39459_7041.N1	16-SEP-2009 17:00:08	Tw_i_and_stray	57.000	52	16Bet Cet	2.0370	4500.0	114	39459	No
136	GOM_NL__2PRFIN20090916_171057_000000392082_00327_39459_7042.N1	16-SEP-2009 17:10:57	Bright	39.000	90	54Alp Peg	2.4870	11000.	78	39459	No
137	GOM_NL__2PRFIN20090916_171222_000000492082_00327_39459_7043.N1	16-SEP-2009 17:12:22	Bright	48.500	140	88Gam Peg	2.8340	26000.	97	39459	No
138	GOM_NL__2PRFIN20090916_171448_000000402082_00327_39459_7044.N1	16-SEP-2009 17:14:48	Bright	40.000	93	53Bet Peg	2.5200	3100.0	80	39459	No
139	GOM_NL__2PRFIN20090916_171648_000000452082_00327_39459_7045.N1	16-SEP-2009 17:16:48	Bright	45.000	58	21Alp And	2.0730	11000.	90	39459	No
140	GOM_NL__2PRFIN20090916_172502_000000412082_00327_39459_7046.N1	16-SEP-2009 17:25:02	Bright	40.500	74	11Bet Cas	2.2680	6600.0	81	39459	No
141	GOM_NL__2PRFIN20090916_172648_000000432082_00327_39459_7047.N1	16-SEP-2009 17:26:48	Bright	42.500	76	27Gam Cas	2.3000	30000.	85	39459	No
142	GOM_NL__2PRFIN20090916_174922_000000452082_00327_39459_7048.N1	16-SEP-2009 17:49:22	Bright	45.000	24	66Alp Gem	1.5800	10200.	90	39459	No
143	GOM_NL__2PRFIN20090916_175808_000000562082_00327_39459_7049.N1	16-SEP-2009 17:58:08	Dark	55.500	8	10Alp CMi	0.40000	6500.0	111	39459	No
144	GOM_NL__2PRFIN20090916_180721_000000592082_00327_39459_7050.N1	16-SEP-2009 18:07:21	Dark	58.500	1	9Alp CMA	-1.4400	11000.	117	39459	No
145	GOM_NL__2PRFIN20090916_180931_000000512082_00327_39459_7051.N1	16-SEP-2009 18:09:31	Dark	50.500	23	21Eps CMA	1.5020	26000.	101	39459	No
146	GOM_NL__2PRFIN20090916_181534_000000532082_00328_39460_7056.N1	16-SEP-2009 18:15:34	Dark	52.500	108	Alp Col	2.6520	15200.	105	39460	No
147	GOM_NL__2PRFIN20090916_182734_000000522082_00328_39460_7057.N1	16-SEP-2009 18:27:34	Dark	51.500	157	The1Eri	2.9060	9300.0	103	39460	No
148	GOM_NL__2PRFIN20090916_184044_000000572082_00328_39460_7058.N1	16-SEP-2009 18:40:44	Tw_i_and_stray	56.500	52	16Bet Cet	2.0370	4500.0	113	39460	No
149	GOM_NL__2PRFIN20090916_185133_000000382082_00328_39460_7059.N1	16-SEP-2009 18:51:33	Bright	38.000	90	54Alp Peg	2.4870	11000.	76	39460	No
150	GOM_NL__2PRFIN20090916_185257_000000482082_00328_39460_7060.N1	16-SEP-2009 18:52:57	Bright	48.000	140	88Gam Peg	2.8340	26000.	96	39460	No
151	GOM_NL__2PRFIN20090916_185524_000000412082_00328_39460_7061.N1	16-SEP-2009 18:55:24	Bright	41.000	93	53Bet Peg	2.5200	3100.0	82	39460	No
152	GOM_NL__2PRFIN20090916_185724_000000692082_00328_39460_7062.N1	16-SEP-2009 18:57:24	Bright	69.000	58	21Alp And	2.0730	11000.	138	39460	No
153	GOM_NL__2PRFIN20090916_190537_000000412082_00328_39460_7063.N1	16-SEP-2009 19:05:37	Bright	40.500	74	11Bet Cas	2.2680	6600.0	81	39460	No
154	GOM_NL__2PRFIN20090916_190724_000000422082_00328_39460_7064.N1	16-SEP-2009 19:07:24	Bright	42.000	76	27Gam Cas	2.3000	30000.	84	39460	No
155	GOM_NL__2PRFIN20090916_192958_000000462082_00328_39460_7065.N1	16-SEP-2009 19:29:58	Bright	45.500	24	66Alp Gem	1.5800	10200.	91	39460	No
156	GOM_NL__2PRFIN20090916_193844_000000542082_00328_39460_7066.N1	16-SEP-2009 19:38:44	Dark	54.000	8	10Alp CMi	0.40000	6500.0	108	39460	No
157	GOM_NL__2PRFIN20090916_194758_000000612082_00328_39460_7067.N1	16-SEP-2009 19:47:58	Dark	60.500	1	9Alp CMA	-1.4400	11000.	121	39460	No
158	GOM_NL__2PRFIN20090916_195008_000000502082_00328_39460_7068.N1	16-SEP-2009 19:50:08	Dark	49.500	23	21Eps CMA	1.5020	26000.	99	39460	No
159	GOM_NL__2PRFIN20090916_195612_000000522082_00329_39461_7076.N1	16-SEP-2009 19:56:12	Dark	51.500	108	Alp Col	2.6520	15200.	103	39461	No
160	GOM_NL__2PRFIN20090916_200811_000000532082_00329_39461_7077.N1	16-SEP-2009 20:08:11	Dark	52.500	157	The1Eri	2.9060	9300.0	105	39461	No

161	GOM_NL__2PRFIN20090916_202120_000000562082_00329_39461_7078.N1	16-SEP-2009 20:21:20	Twilight	56.000	52	16Bet Cet	2.0370	4500.0	112	39461	No
162	GOM_NL__2PRFIN20090916_203208_000000572082_00329_39461_7079.N1	16-SEP-2009 20:32:08	Bright	57.000	90	54Alp Peg	2.4870	11000.	114	39461	No
163	GOM_NL__2PRFIN20090916_203333_000000472082_00329_39461_7080.N1	16-SEP-2009 20:33:33	Bright	47.000	140	88Gam Peg	2.8340	26000.	94	39461	No
164	GOM_NL__2PRFIN20090916_203600_000000402082_00329_39461_7081.N1	16-SEP-2009 20:36:00	Bright	40.000	93	53Bet Peg	2.5200	3100.0	80	39461	No
165	GOM_NL__2PRFIN20090916_203759_000000462082_00329_39461_7082.N1	16-SEP-2009 20:37:59	Bright	46.000	58	21Alp And	2.0730	11000.	92	39461	No
166	GOM_NL__2PRFIN20090916_204612_000000432082_00329_39461_7083.N1	16-SEP-2009 20:46:12	Bright	42.500	74	11Bet Cas	2.2680	6600.0	85	39461	No
167	GOM_NL__2PRFIN20090916_204759_000000442082_00329_39461_7084.N1	16-SEP-2009 20:47:59	Bright	43.500	76	27Gam Cas	2.3000	30000.	87	39461	No
168	GOM_NL__2PRFIN20090916_211034_000000452082_00329_39461_7085.N1	16-SEP-2009 21:10:34	Bright	44.500	24	66Alp Gem	1.5800	10200.	89	39461	No
169	GOM_NL__2PRFIN20090916_211921_000000632082_00329_39461_7086.N1	16-SEP-2009 21:19:21	Dark	63.000	8	10Alp CMi	0.40000	6500.0	126	39461	No
170	GOM_NL__2PRFIN20090916_212835_000000592082_00329_39461_7087.N1	16-SEP-2009 21:28:35	Dark	58.500	1	9Alp CMa	-1.4400	11000.	117	39461	No
171	GOM_NL__2PRFIN20090916_213045_000000452082_00329_39461_7088.N1	16-SEP-2009 21:30:45	Dark	45.000	23	21Eps CMa	1.5020	26000.	90	39461	No
172	GOM_NL__2PRFIN20090916_213649_000000532082_00330_39462_7094.N1	16-SEP-2009 21:36:49	Dark	53.000	108	Alp Col	2.6520	15200.	106	39462	No
173	GOM_NL__2PRFIN20090916_214848_000000542082_00330_39462_7095.N1	16-SEP-2009 21:48:48	Dark	54.000	157	The1Eri	2.9060	9300.0	108	39462	No
174	GOM_NL__2PRFIN20090916_220156_000000582082_00330_39462_7096.N1	16-SEP-2009 22:01:56	Twilight	57.500	52	16Bet Cet	2.0370	4500.0	115	39462	No
175	GOM_NL__2PRFIN20090916_221244_000000392082_00330_39462_7097.N1	16-SEP-2009 22:12:44	Bright	39.000	90	54Alp Peg	2.4870	11000.	78	39462	No
176	GOM_NL__2PRFIN20090916_221408_000000472082_00330_39462_7098.N1	16-SEP-2009 22:14:08	Bright	47.000	140	88Gam Peg	2.8340	26000.	94	39462	No
177	GOM_NL__2PRFIN20090916_221635_000000422082_00330_39462_7099.N1	16-SEP-2009 22:16:35	Bright	41.500	93	53Bet Peg	2.5200	3100.0	83	39462	No
178	GOM_NL__2PRFIN20090916_221834_000000452082_00330_39462_7100.N1	16-SEP-2009 22:18:34	Bright	45.000	58	21Alp And	2.0730	11000.	90	39462	No
179	GOM_NL__2PRFIN20090916_222648_000000402082_00330_39462_7101.N1	16-SEP-2009 22:26:48	Bright	39.500	74	11Bet Cas	2.2680	6600.0	79	39462	No
180	GOM_NL__2PRFIN20090916_222834_000000392082_00330_39462_7102.N1	16-SEP-2009 22:28:34	Bright	39.000	76	27Gam Cas	2.3000	30000.	78	39462	No
181	GOM_NL__2PRFIN20090916_225110_000000462082_00330_39462_7103.N1	16-SEP-2009 22:51:10	Bright	46.000	24	66Alp Gem	1.5800	10200.	92	39462	No
182	GOM_NL__2PRFIN20090916_225957_000000552082_00330_39462_7104.N1	16-SEP-2009 22:59:57	Dark	55.000	8	10Alp CMi	0.40000	6500.0	110	39462	No
183	GOM_NL__2PRFIN20090916_230912_000000682082_00330_39462_7105.N1	16-SEP-2009 23:09:12	Dark	67.500	1	9Alp CMa	-1.4400	11000.	135	39462	No
184	GOM_NL__2PRFIN20090916_231121_000000512082_00330_39462_7106.N1	16-SEP-2009 23:11:21	Dark	51.000	23	21Eps CMa	1.5020	26000.	102	39462	No
185	GOM_NL__2PRFIN20090916_231726_000000512082_00331_39463_7110.N1	16-SEP-2009 23:17:26	Dark	51.000	108	Alp Col	2.6520	15200.	102	39463	No
186	GOM_NL__2PRFIN20090916_232925_000000562082_00331_39463_7111.N1	16-SEP-2009 23:29:25	Dark	56.000	157	The1Eri	2.9060	9300.0	112	39463	No
187	GOM_NL__2PRFIN20090916_234232_000000552082_00331_39463_7112.N1	16-SEP-2009 23:42:32	Twilight	55.000	52	16Bet Cet	2.0370	4500.0	110	39463	No
188	GOM_NL__2PRFIN20090916_235320_000000392082_00331_39463_7113.N1	16-SEP-2009 23:53:20	Bright	39.000	90	54Alp Peg	2.4870	11000.	78	39463	No
189	GOM_NL__2PRFIN20090916_235443_000000482082_00331_39463_7114.N1	16-SEP-2009 23:54:43	Bright	47.500	140	88Gam Peg	2.8340	26000.	95	39463	No
190	GOM_NL__2PRFIN20090916_235711_000000392082_00331_39463_7115.N1	16-SEP-2009 23:57:11	Bright	39.000	93	53Bet Peg	2.5200	3100.0	78	39463	No
191	GOM_NL__2PRFIN20090916_235909_000000462082_00331_39463_7116.N1	16-SEP-2009 23:59:09	Bright	46.000	58	21Alp And	2.0730	11000.	92	39463	No

3. Quality information per product

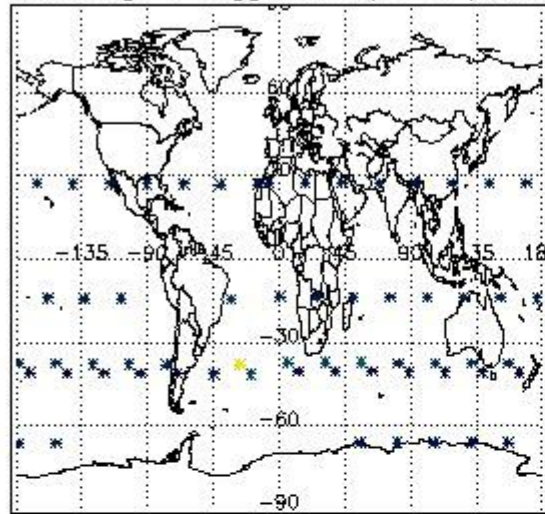
In this section it is plotted some information contained in the Quality Summary data set of the level 2 products. Only products in dark limb conditions and without errors (error flag in the MPH set to "0") are used.

3.1 Plot quality information per product (time dependant)

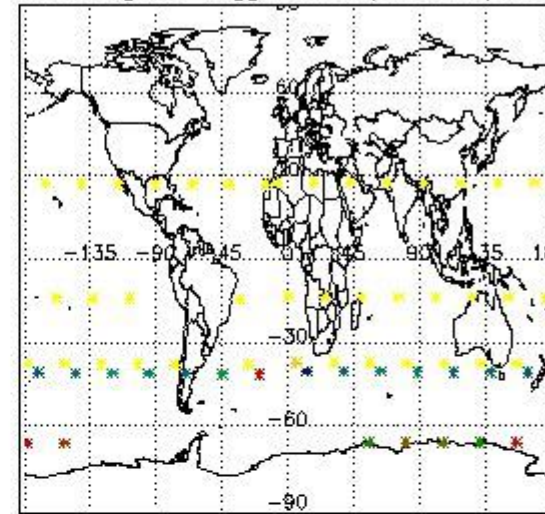


3.2 Plot quality information per product (world map)


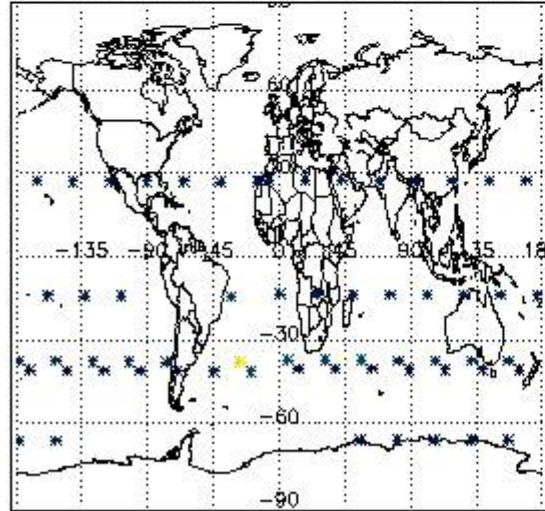
Percentage of flagged data per O3 profile



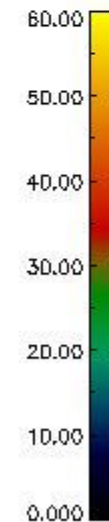
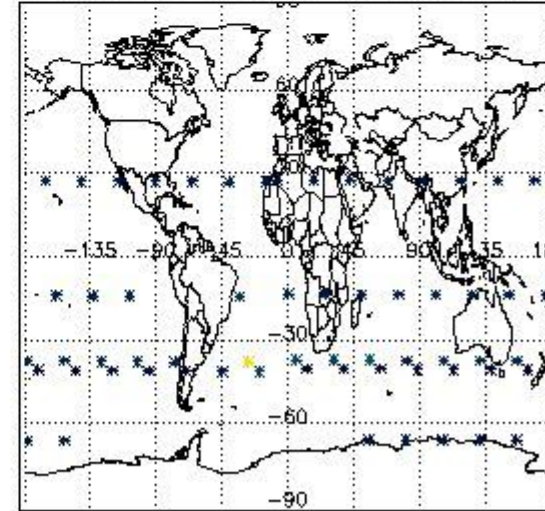
Percentage of flagged data per H2O profile



Percentage of flagged data per NO2 profile



Percentage of flagged data per NO3 profile

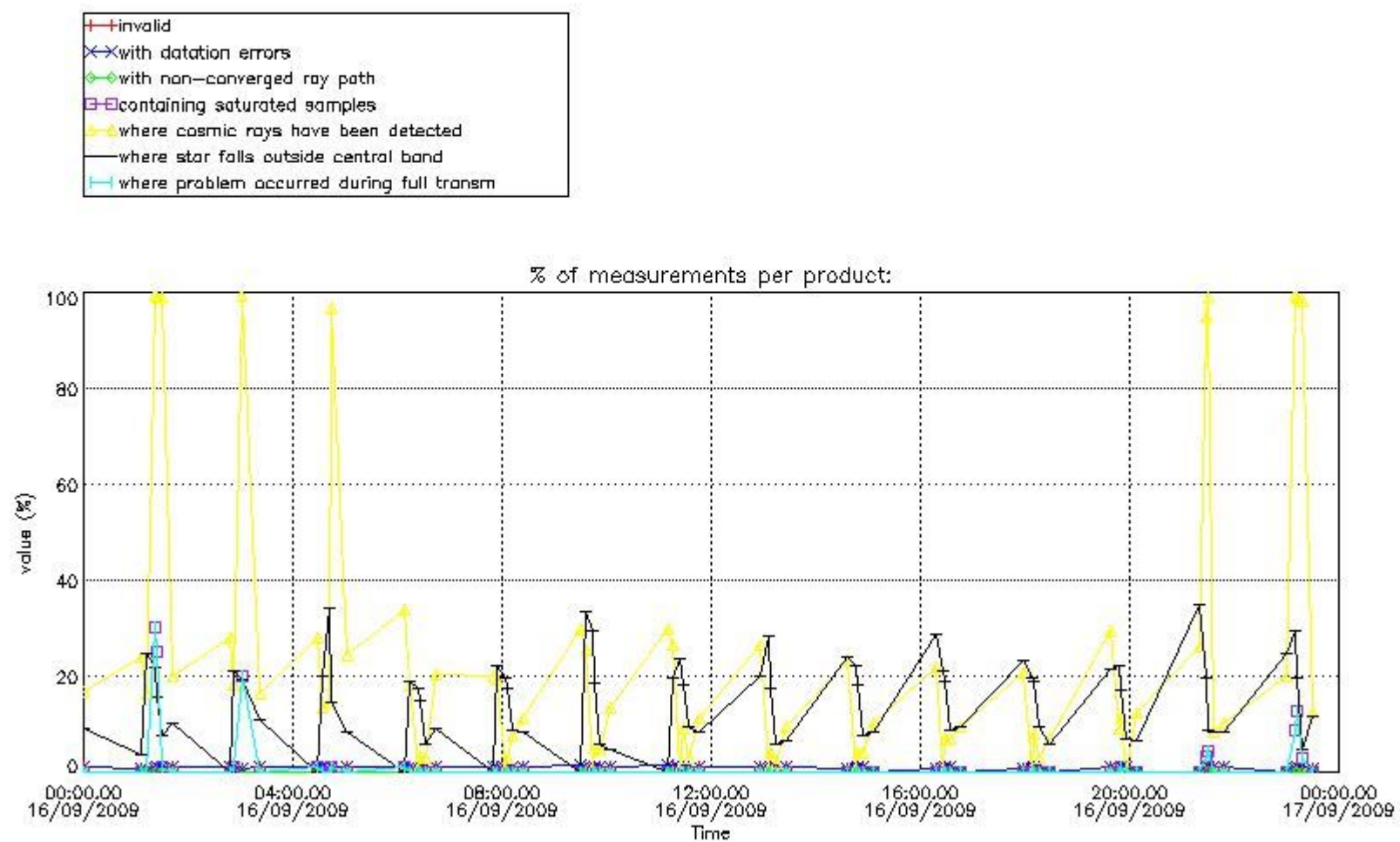


4. Level 1 quality information per product

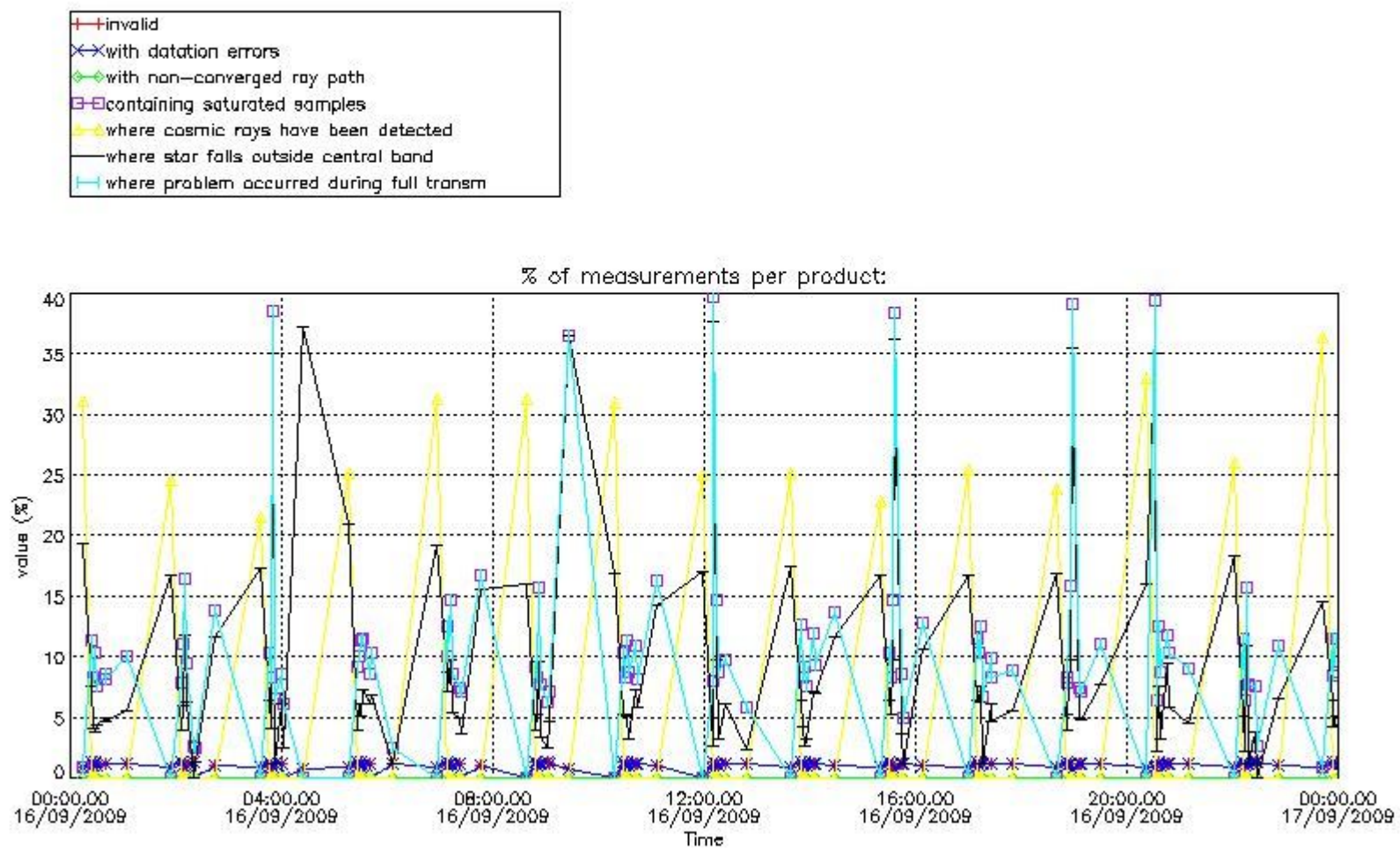
In this section it is plotted some information contained in the Quality Summary data set of the level 2 products that comes from the level 1b processing. Products without errors (error flag in the MPH set to "0") are used.

4.1 Plot quality information per product (time dependant) coming from level 1b processing

4.1.1 Plot level 1 quality information per product (time dependant): ENVISAT ASCENDING passes



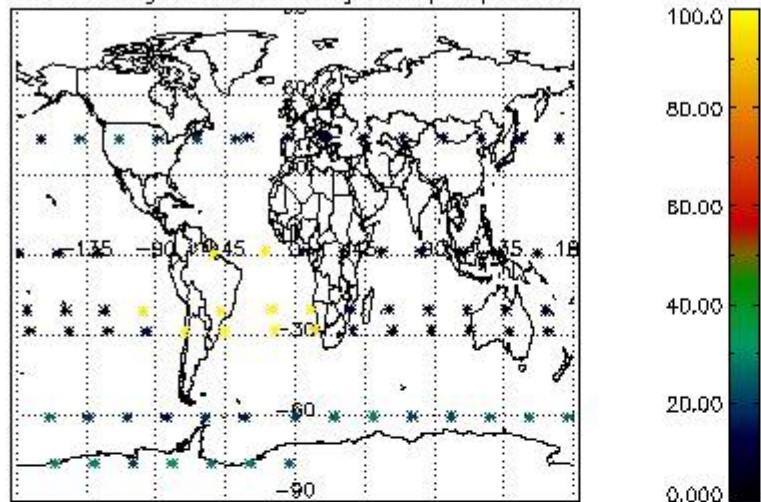
4.1.2 Plot level 1 quality information per product (time dependant): ENVI SAT DESCENDING passes



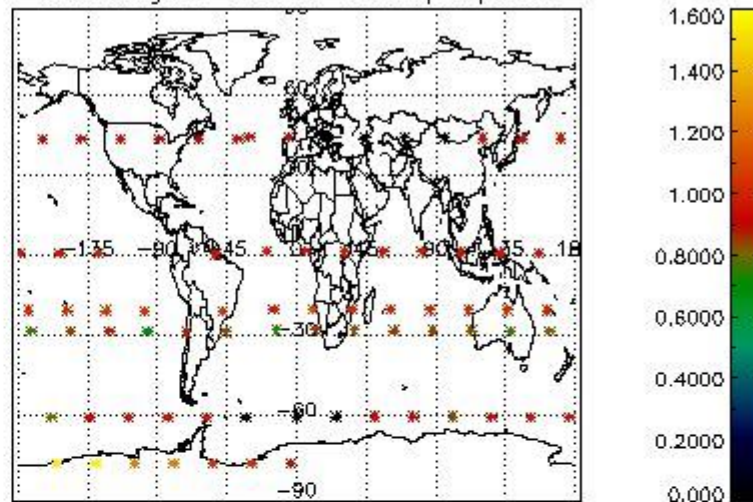
4.2 Plot quality information per product coming from level 1b processing (world map)

4.2.1 Plot level 1 quality information per product (world map): ENVISAT ASCENDING passes

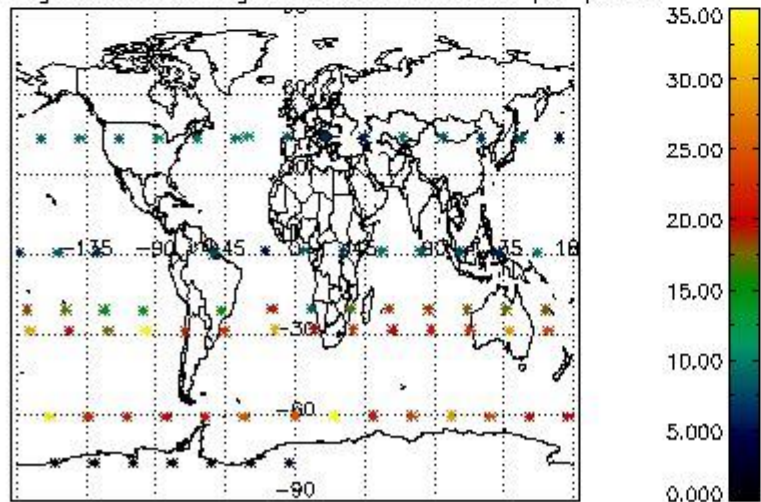
Percentage of cosmic ray hits per profile



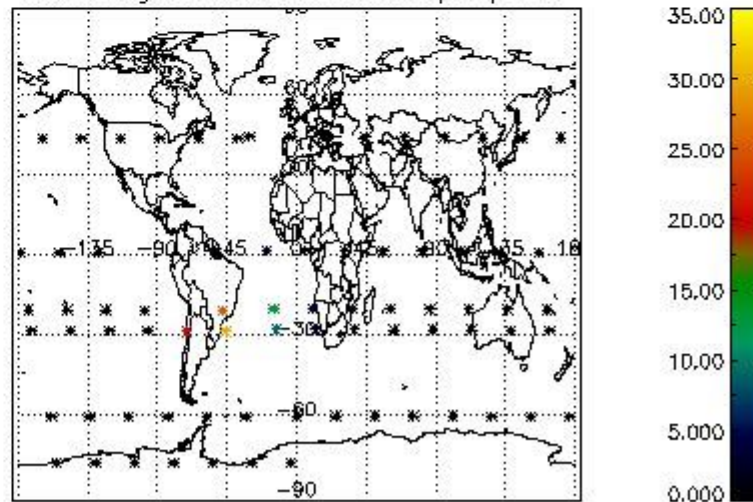
Percentage of datation errors per profile



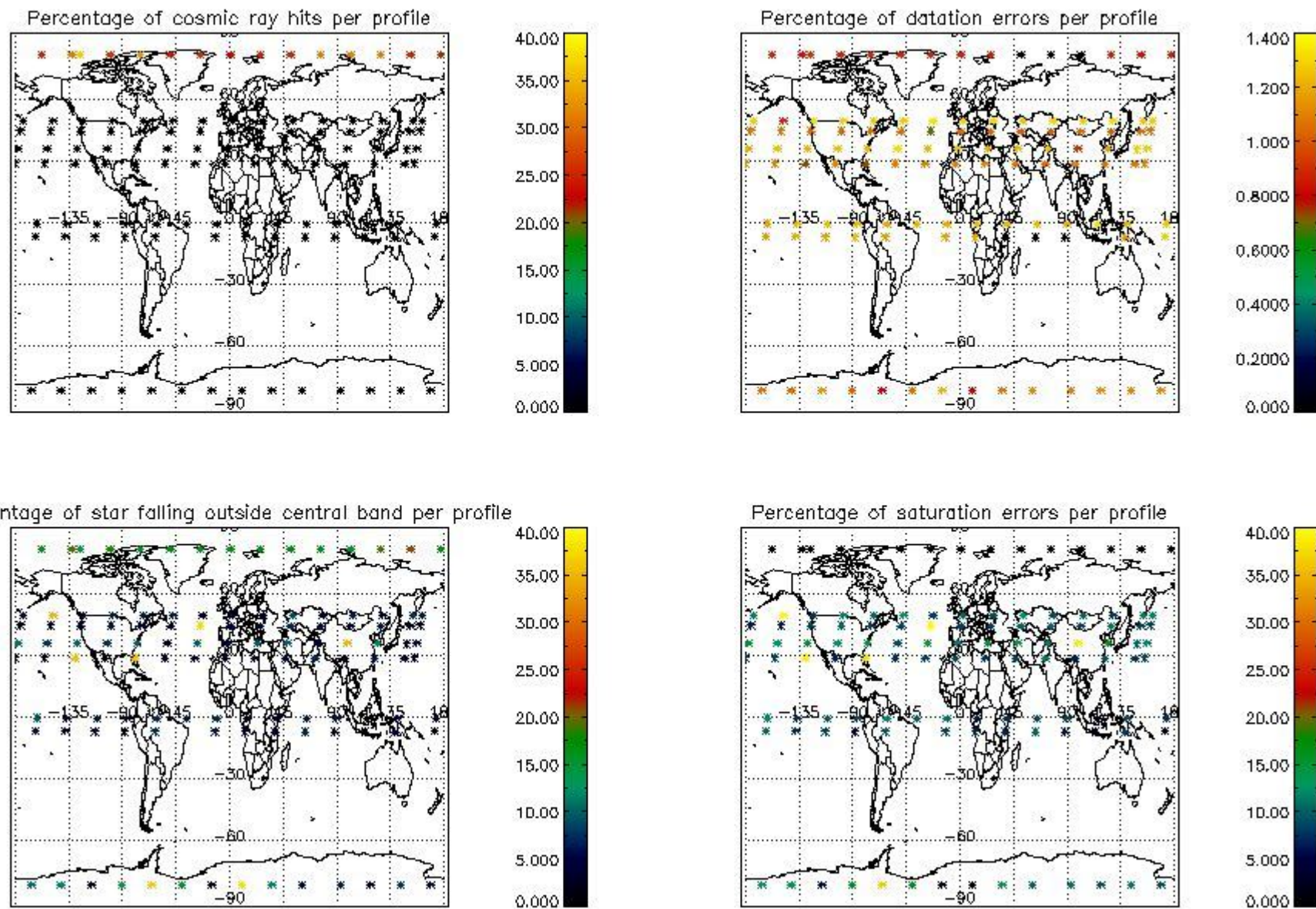
Percentage of star falling outside central band per profile



Percentage of saturation errors per profile



4.2.2 Plot level 1 quality information per product (world map): ENVISAT DESCENDING passes



5. Trace gas profiles

5.1 Ozone statistics based on quality of products

The final quality of the products can be "measured" using the STD (Standard Deviation) attached to every point profile. This information is written to the parameter GOM_NL__2P/NL_LOCAL_SPECIES_DENSITY/o3_std of the level 2 products. The table below shows the statistics for given STD ranges.

The statistics are given with respect to the overall valid production:

- Products without fatal errors: GOM_NL__2P/MPH/PRODUCT_ERR=0
- Valid point profile: GOM_NL__2P/NL_LOCAL_SPECIES_DENSITY/pcd(0)=0

The 'Criteria' is applied to valid points of dark limb products:

- Products in dark limb illumination condition: GOM_NL__2P/NL_SUMMARY_QUALITY/obs_ill_cond=0
- Products without fatal errors: GOM_NL__2P/MPH/PRODUCT_ERR=0
- Valid point profile: GOM_NL__2P/NL_LOCAL_SPECIES_DENSITY/pcd(0)=0

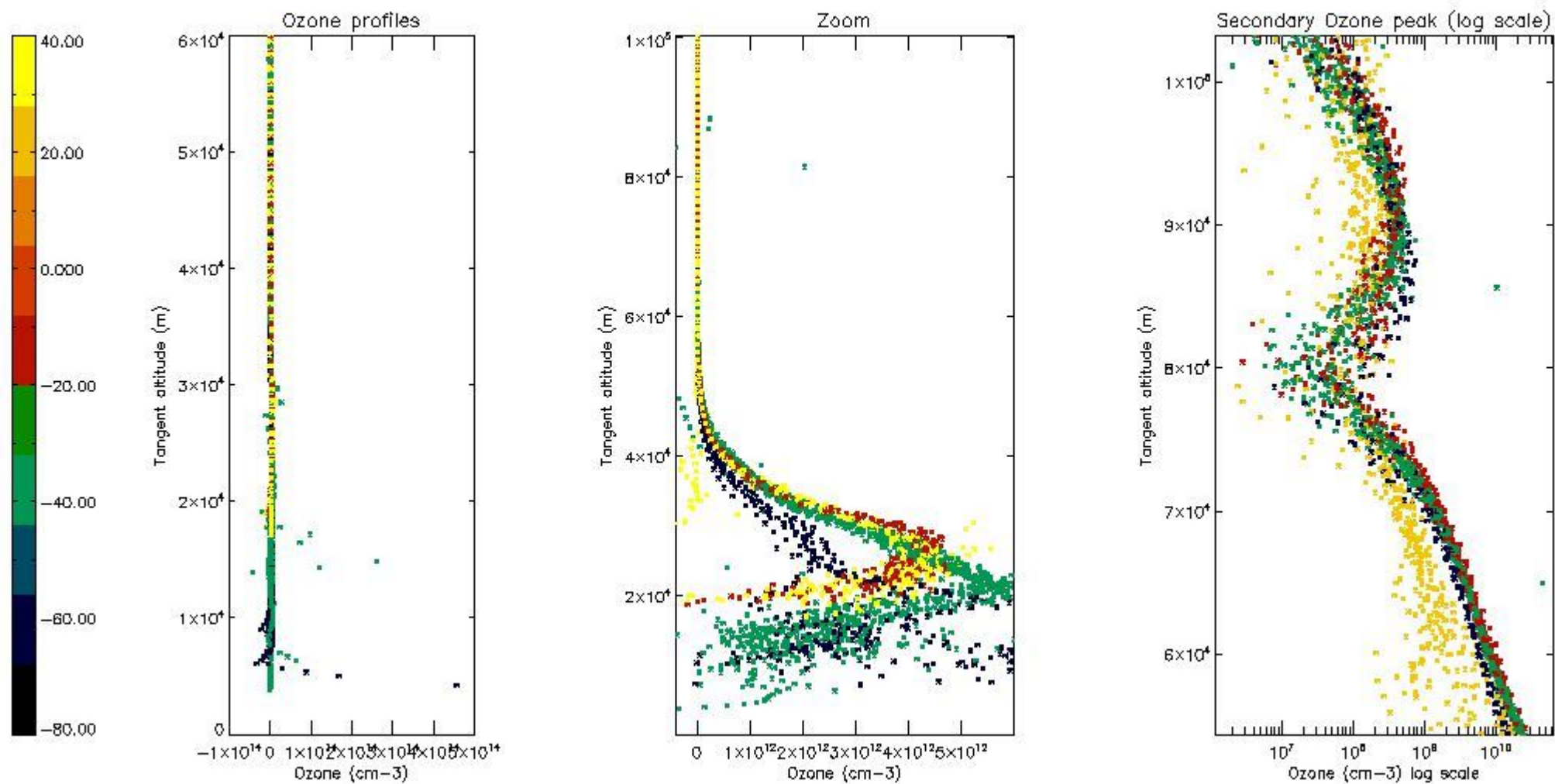
So, the table below shows the percentage of dark limb and valid observations for each criteria with respect to the overall valid daily observations.

Criteria	% of total production
All STD	36
STD < 20	22

STD < 10	19
STD < 5	14

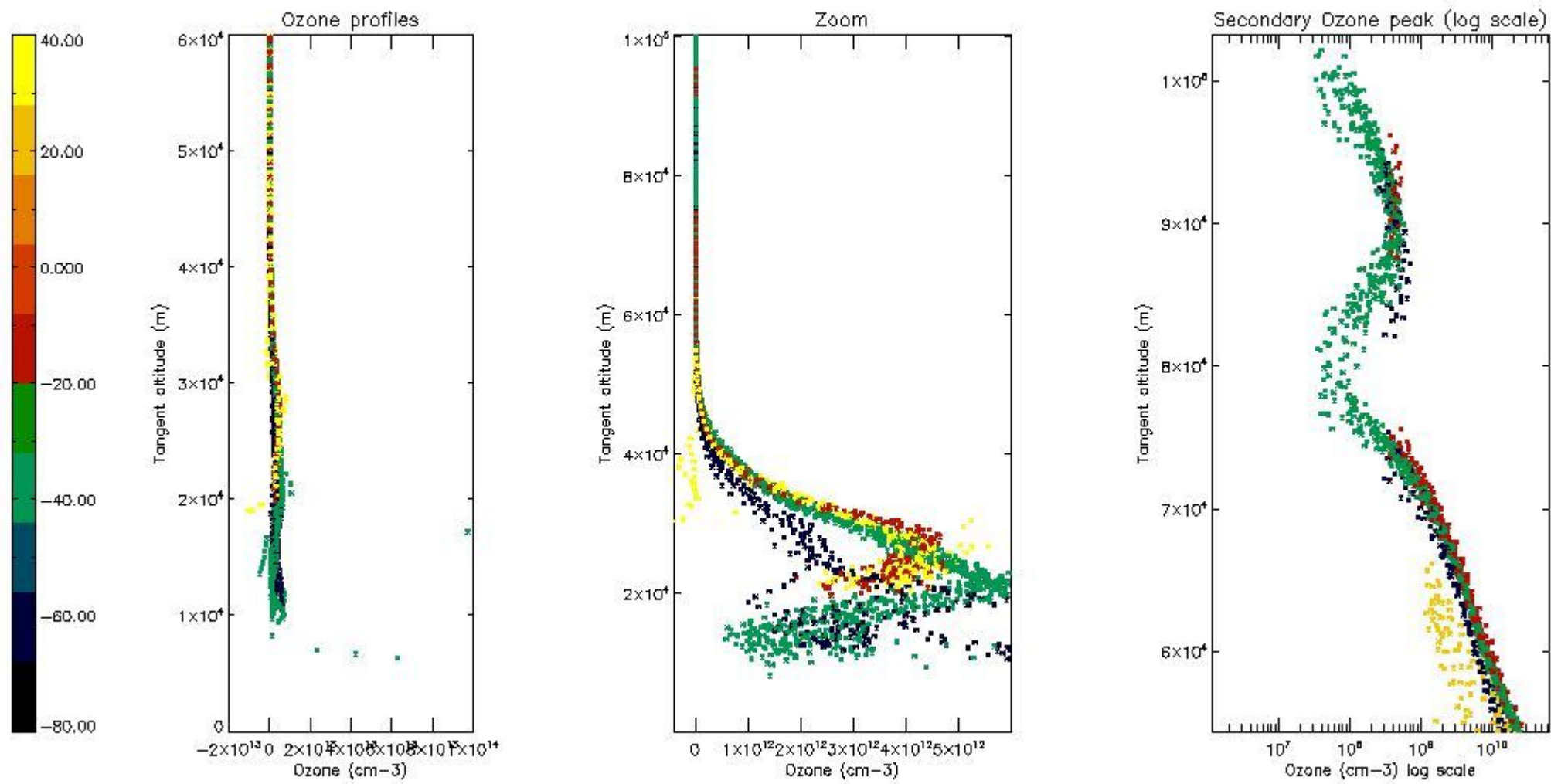
5.2 Plot ozone profiles for all STD (dark without errors)

The colorbar represents the latitude.



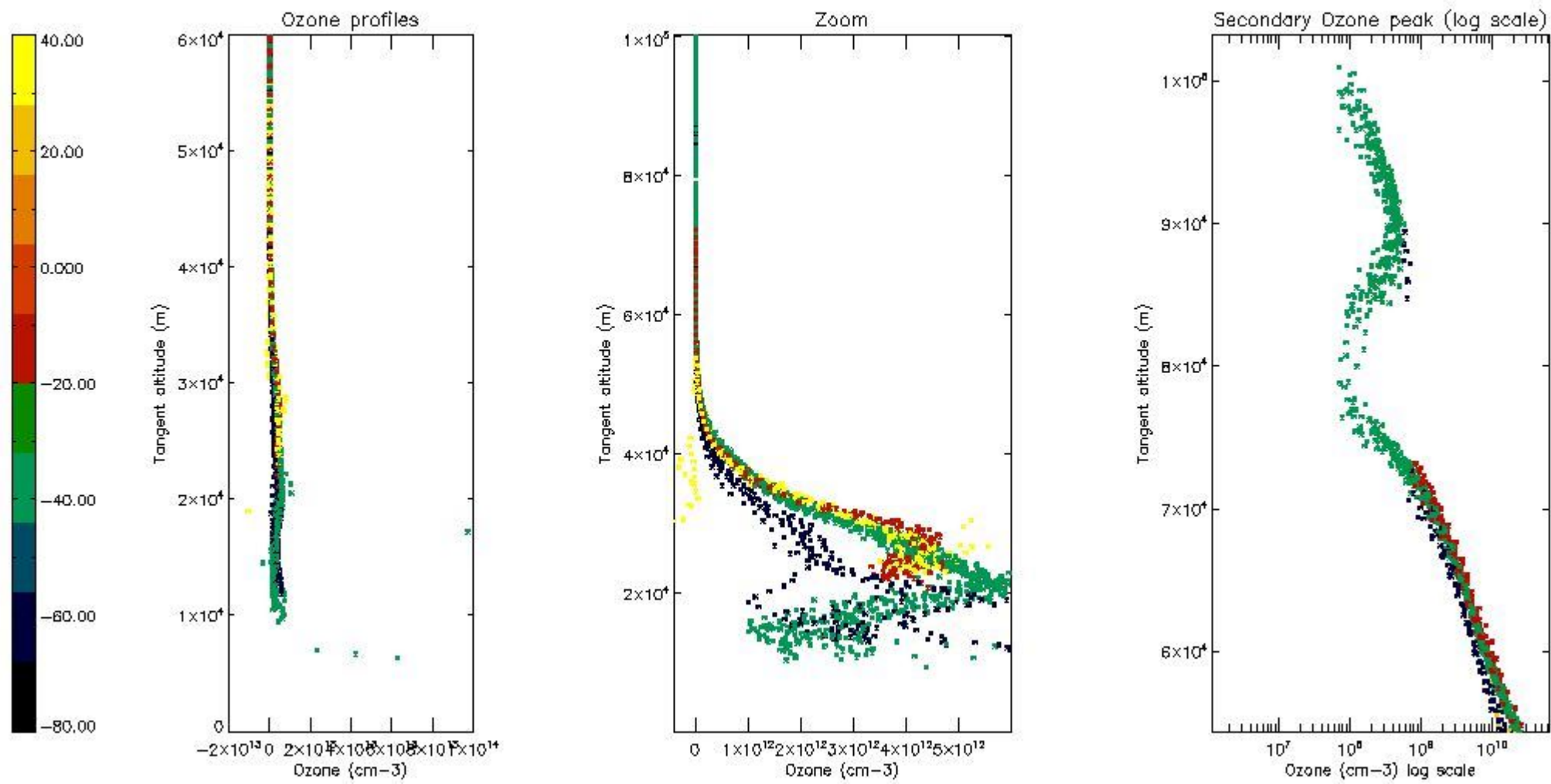
5.3 Plot ozone profiles where STD < 20% (dark without errors)

The colorbar represents the latitude.



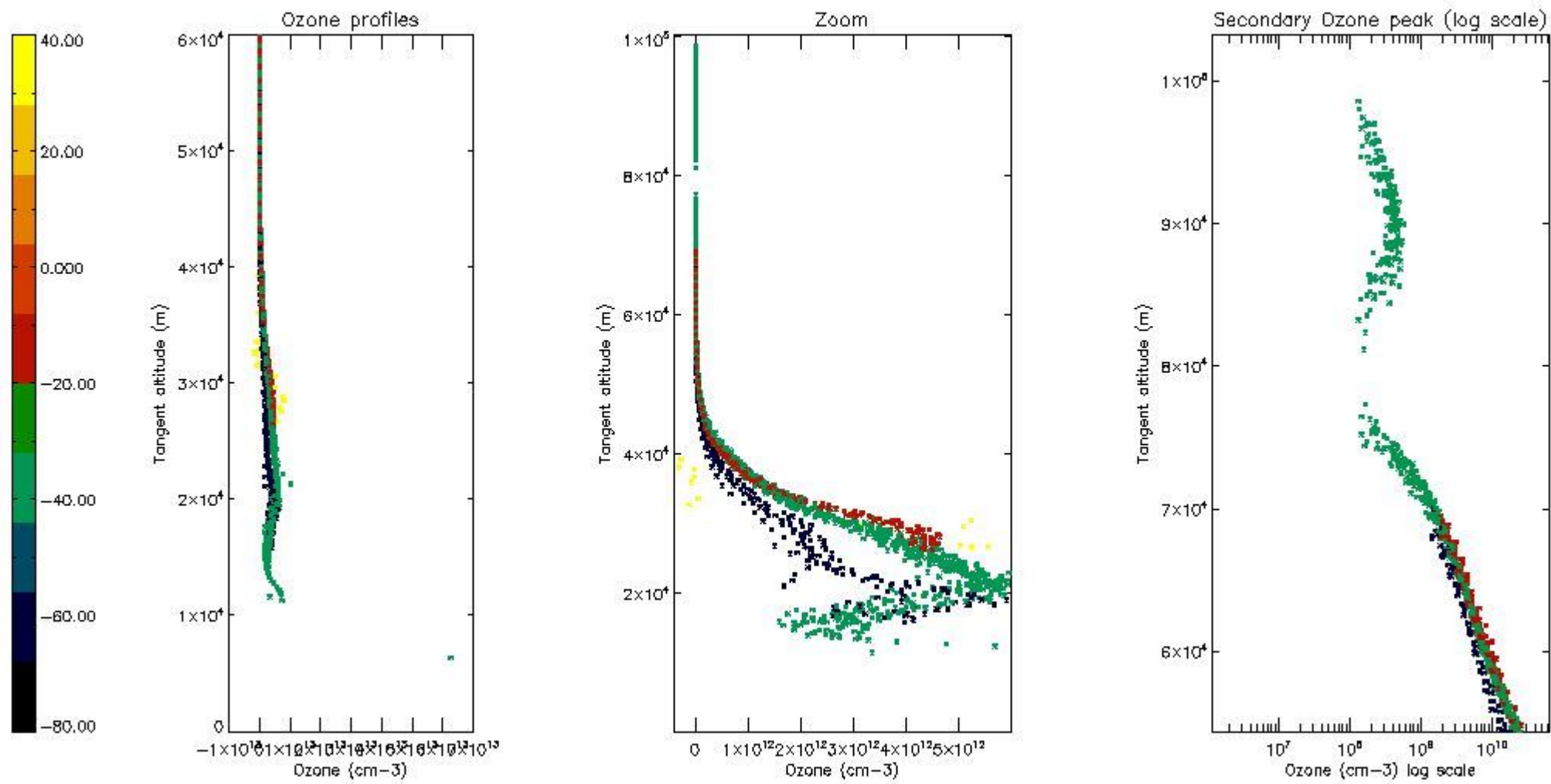
5.4 Plot ozone profiles where $STD < 10\%$ (dark without errors)

The colorbar represents the latitude.



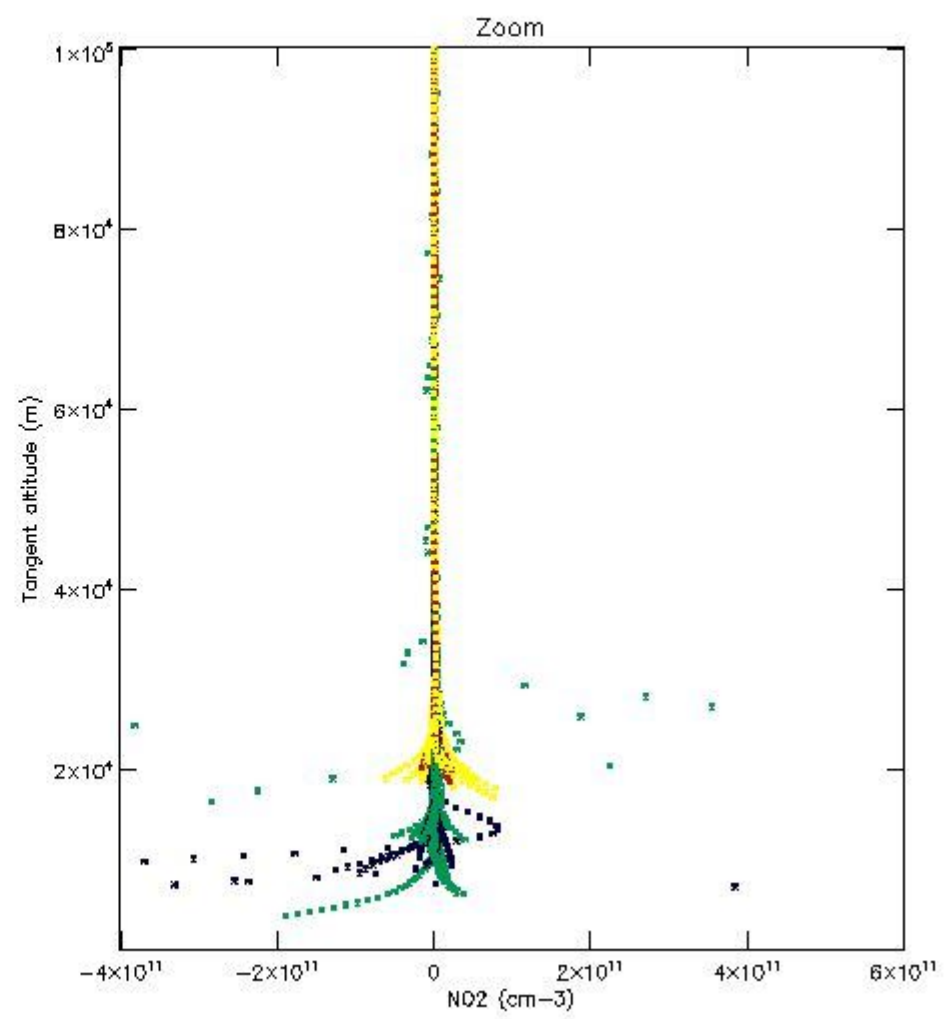
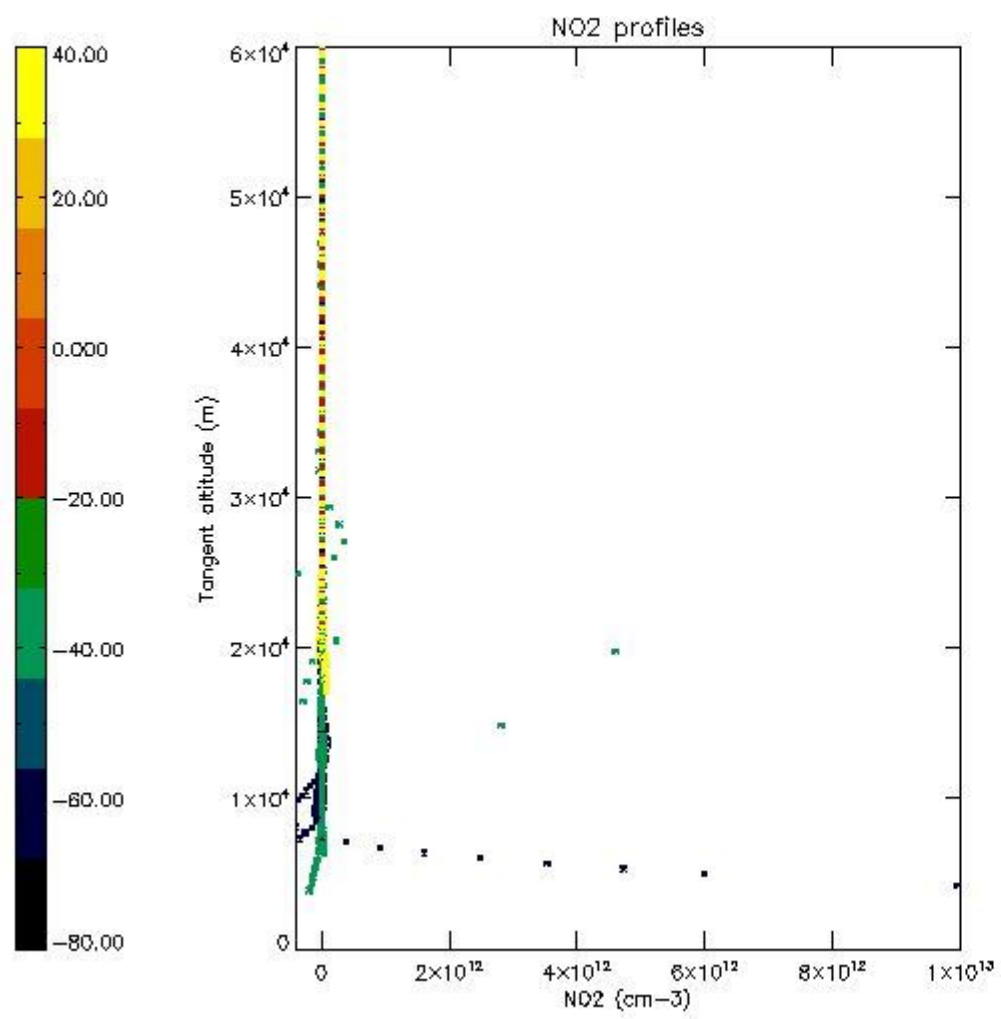
5.5 Plot ozone profiles where STD < 5% (dark without errors)

The colorbar represents the latitude.



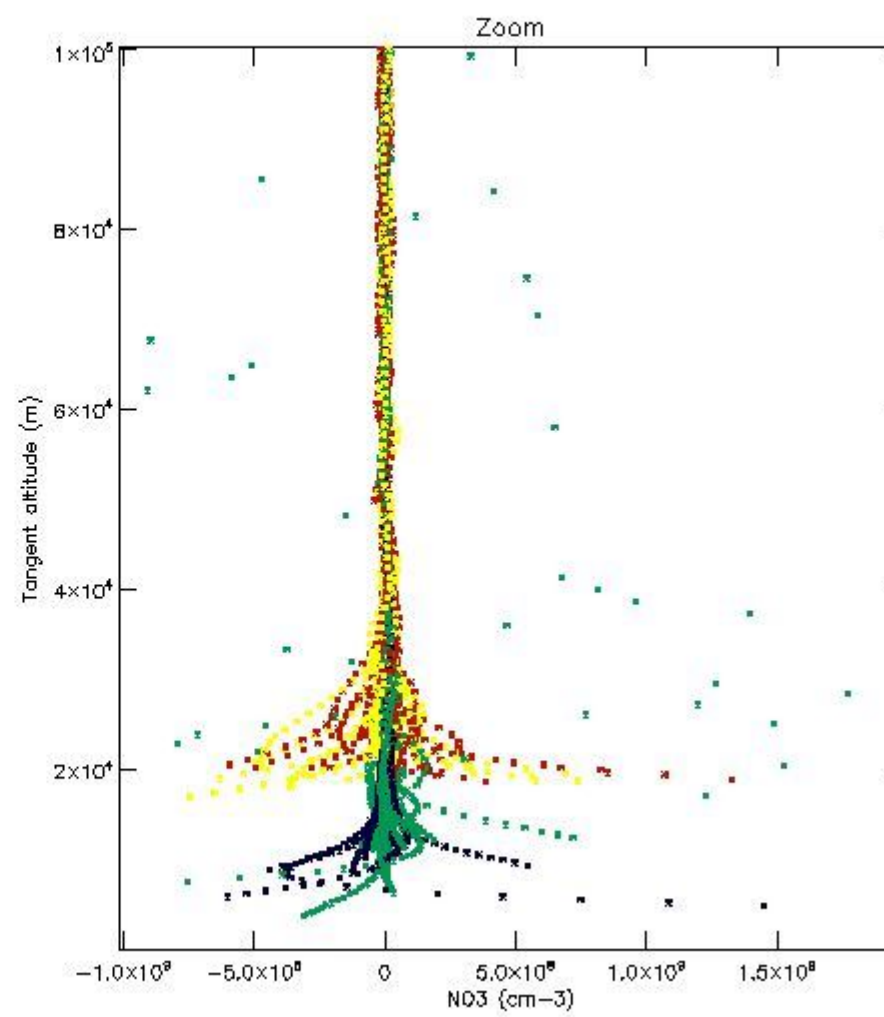
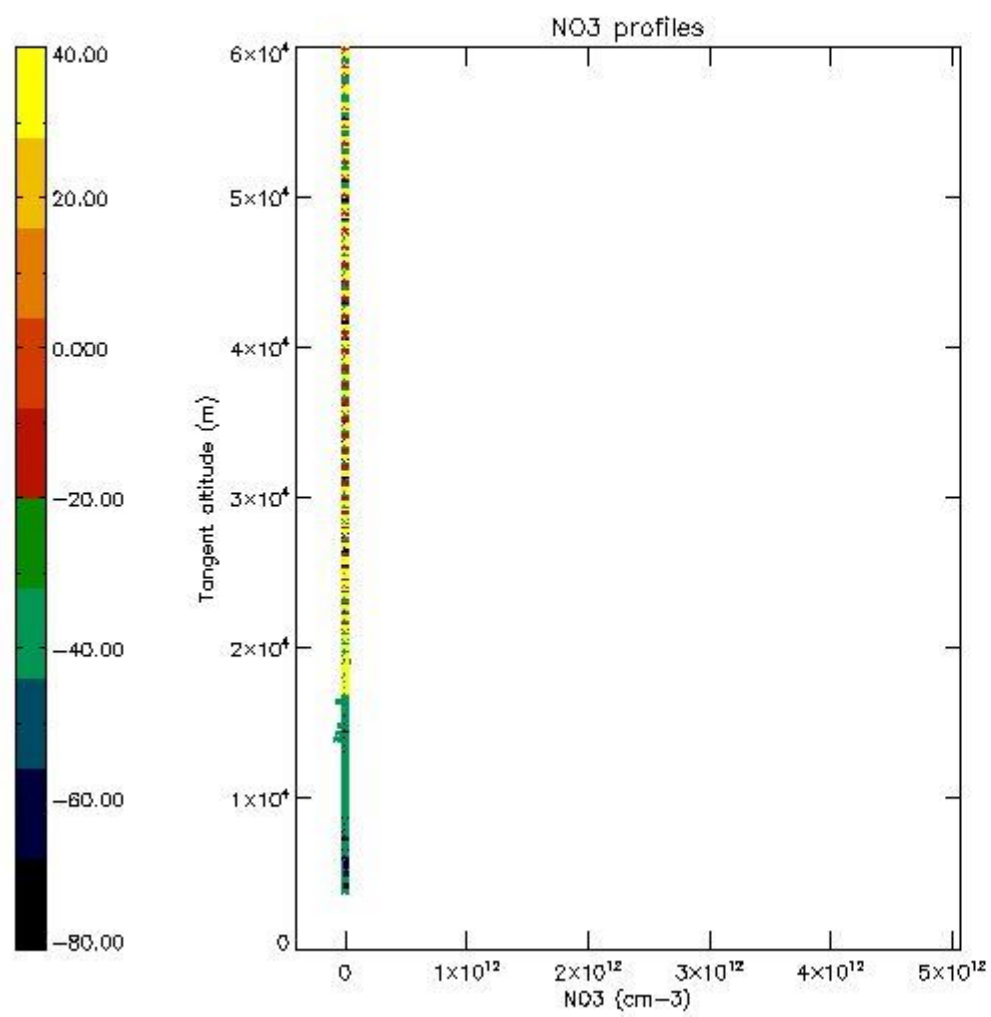
5.6 Plot NO₂ profiles for all STD (dark without errors)

The colorbar represents the latitude.



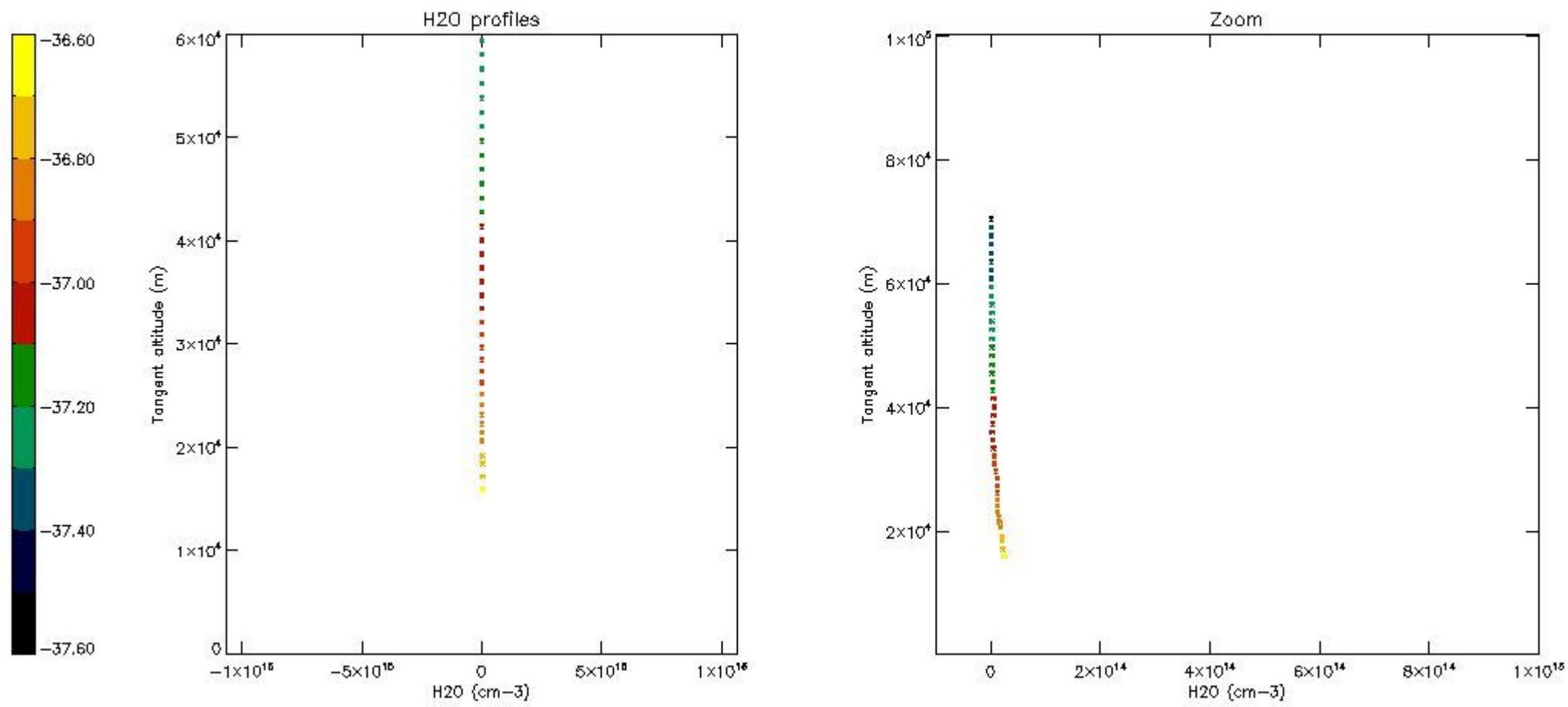
5.7 Plot NO3 profiles for all STD (dark without errors)

The colorbar represents the latitude.



5.8 Plot H₂O profiles for all STD (only for occultations of stars 1,2,3,4,13,14,16,26,63 dark without errors)

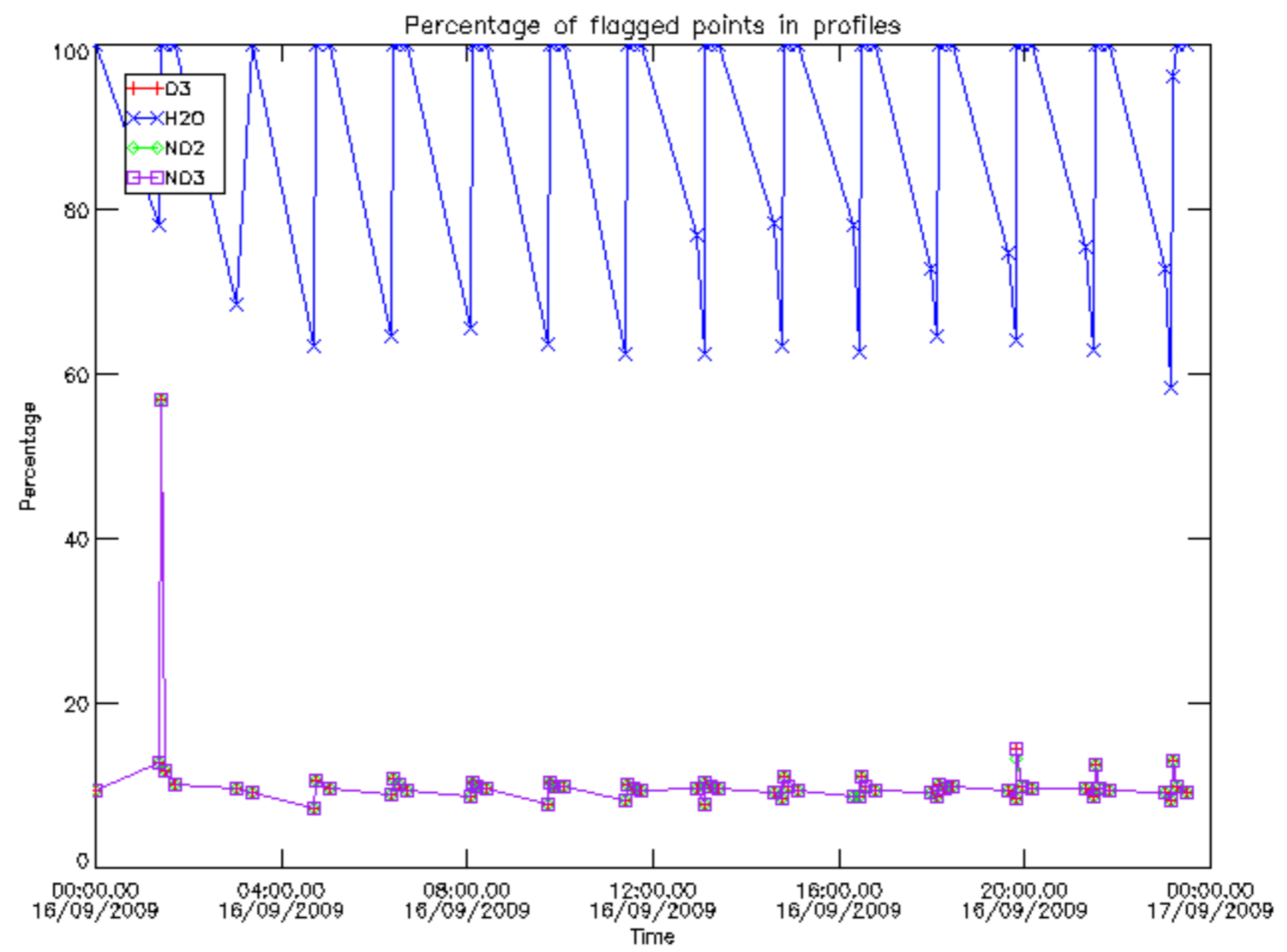
The colorbar represents the latitude.



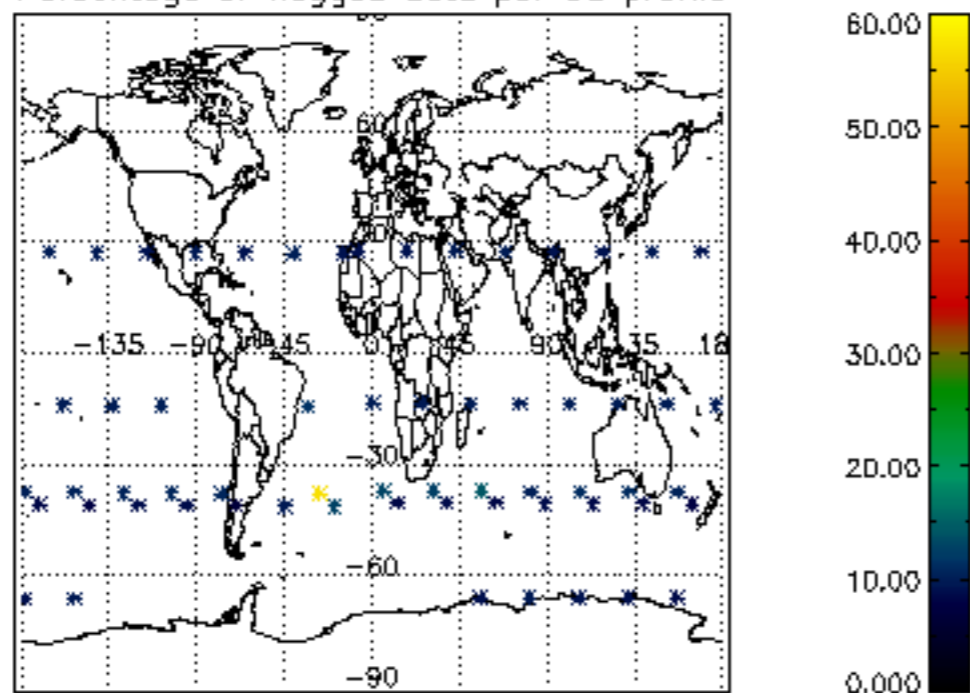
6. Auxiliary Data Files used for the production reported in section 2

The number reported in the third column indicates since which file (see list in section 2) the corresponding auxiliary file has been used. The fourth column is the date of those product files.

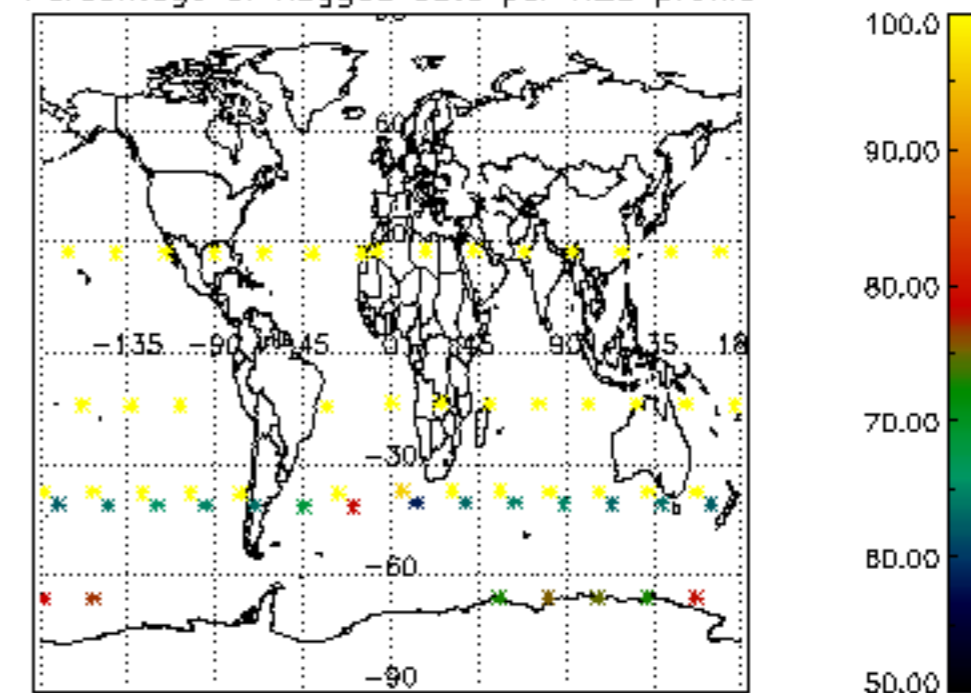
Type	Auxiliary Filename	Used since product	Used since product date
INST_PHYS_CHARACTERISTICS	GOM_INS_AXVIEC20091111_143220_20030716_120000_20500101_000000	1	16-SEP-2009 00:00:48
LEVEL-2_PROC_CONFIG	GOM_PR2_AXVIEC20091111_152718_20020301_000000_20500101_000000	1	16-SEP-2009 00:00:48
CROSS_SECTIONS_FILE	GOM_CR2_AXVIEC20091111_154832_20020301_000000_20500101_000000	1	16-SEP-2009 00:00:48



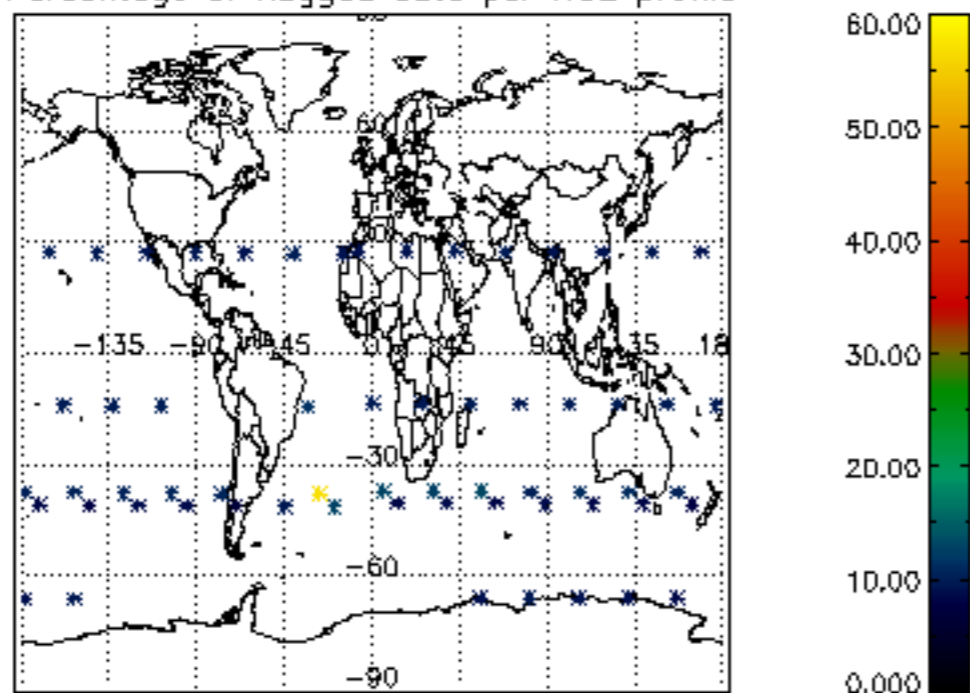
Percentage of flagged data per D3 profile



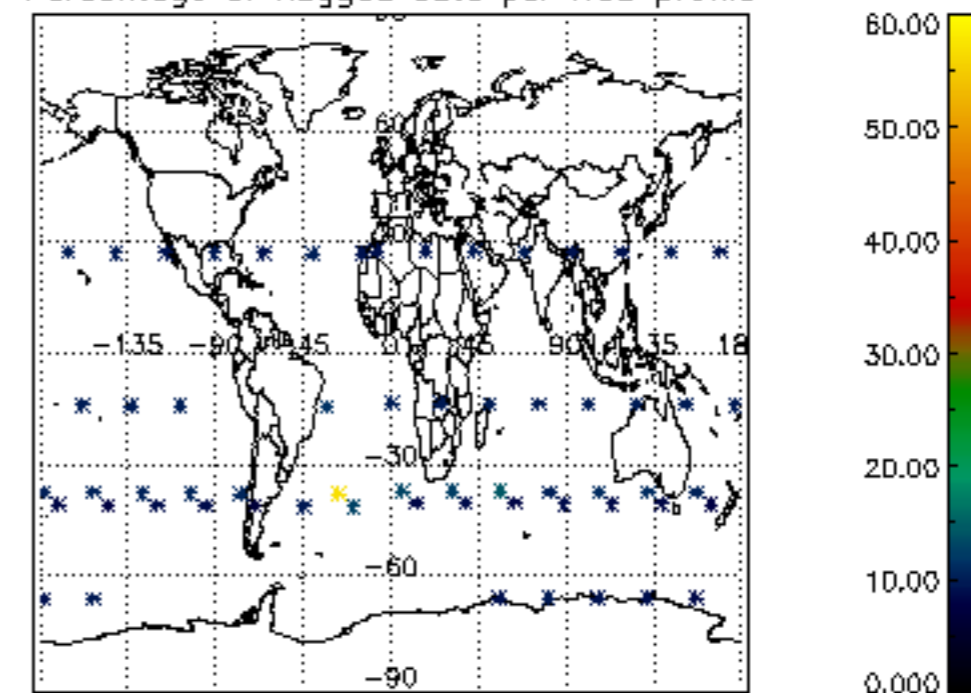
Percentage of flagged data per H2O profile

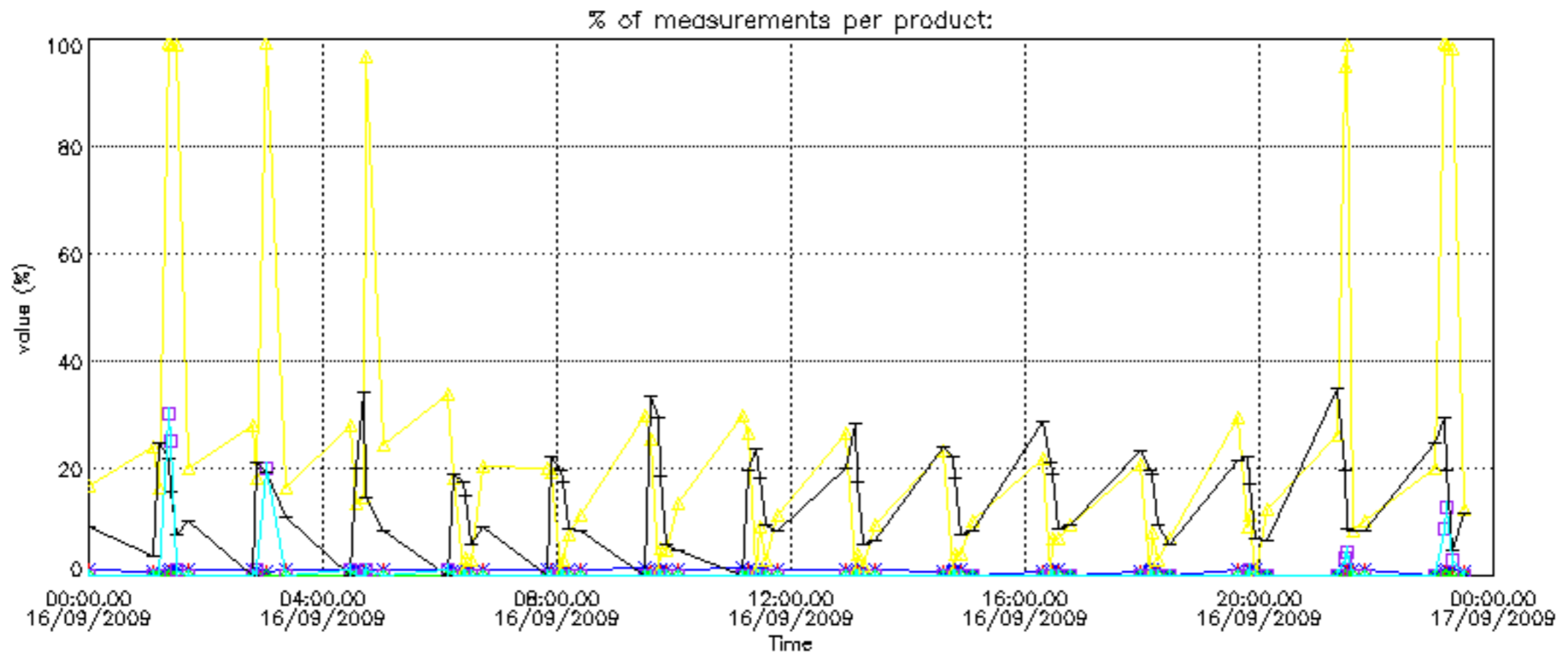


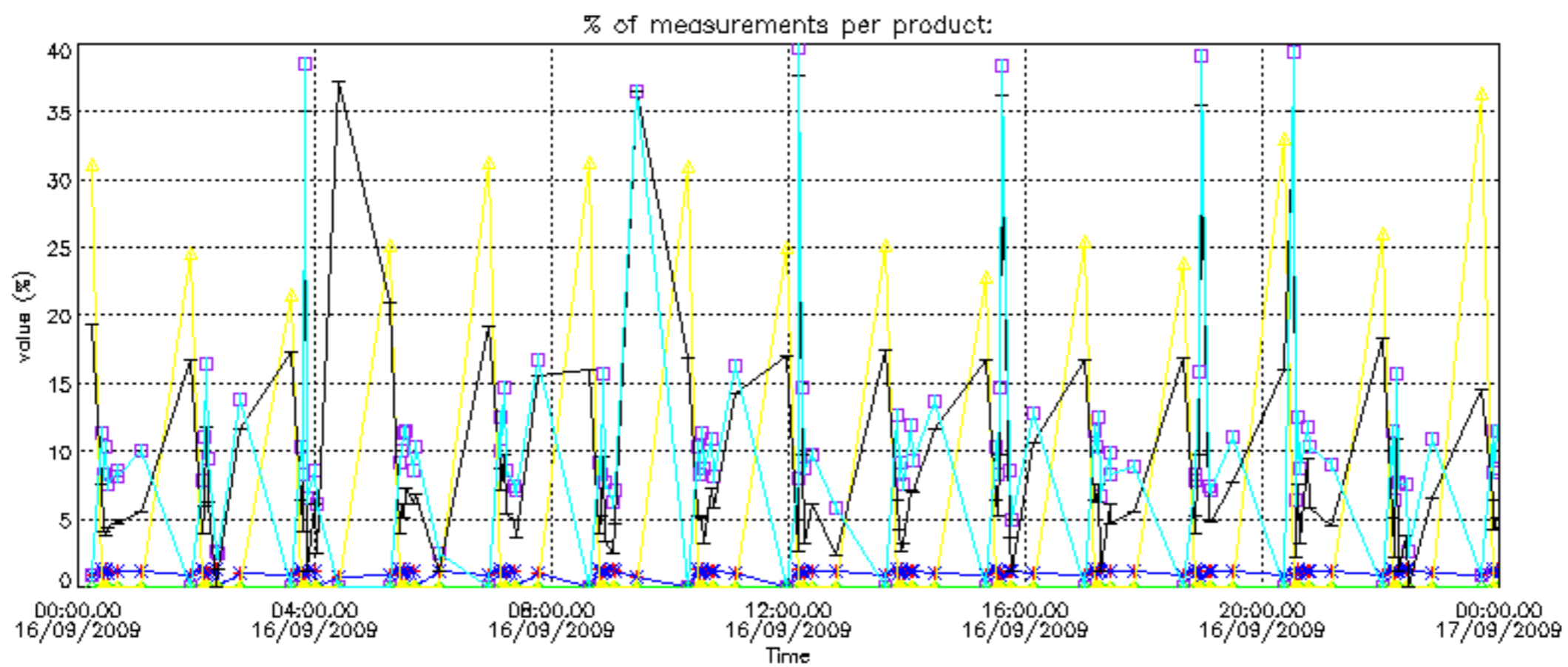
Percentage of flagged data per NO2 profile



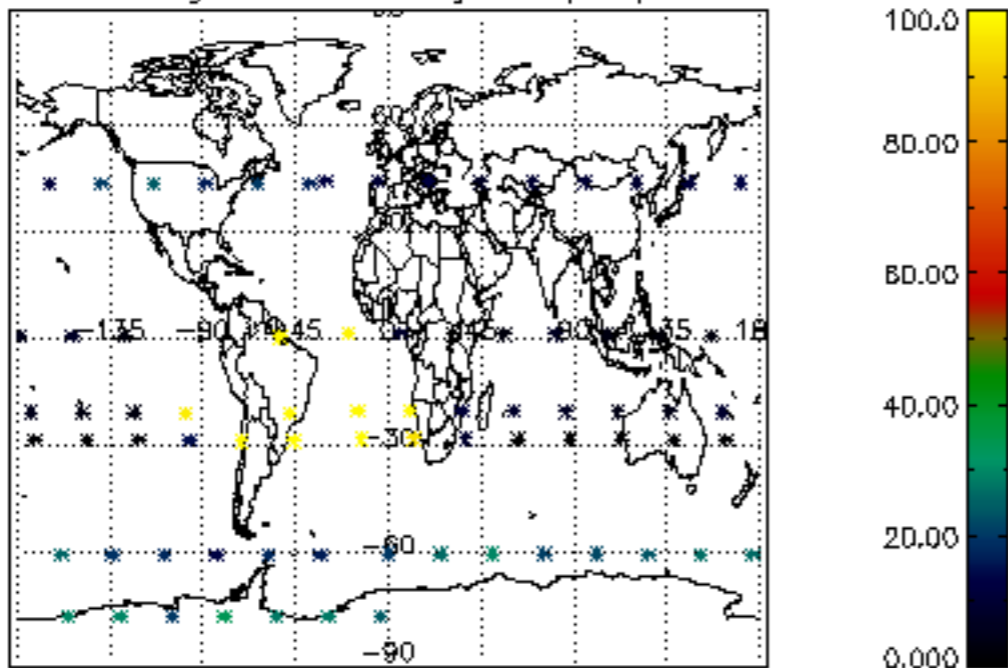
Percentage of flagged data per NO3 profile



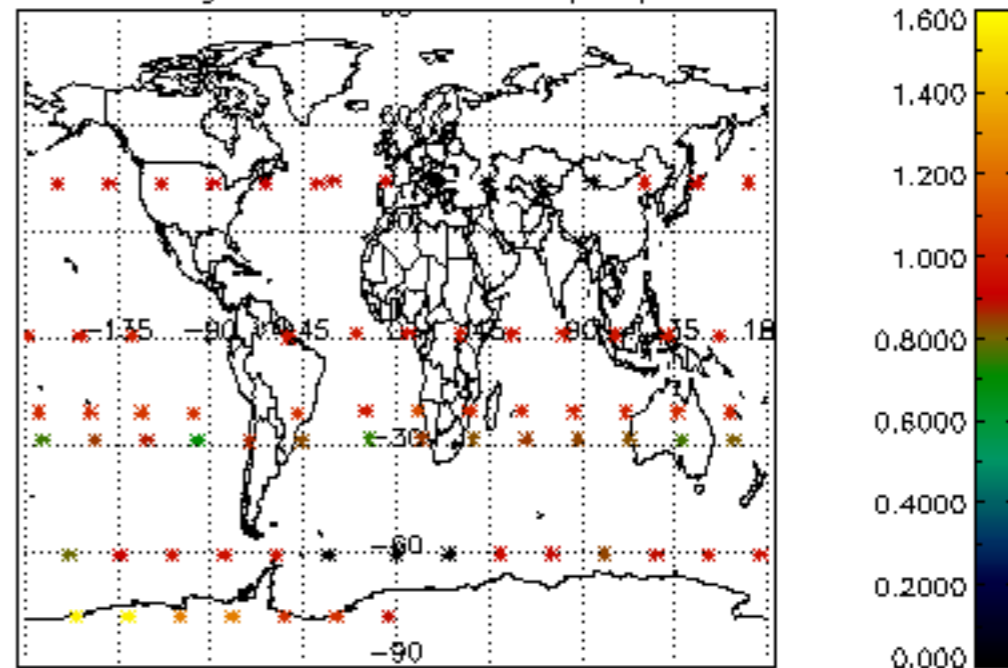




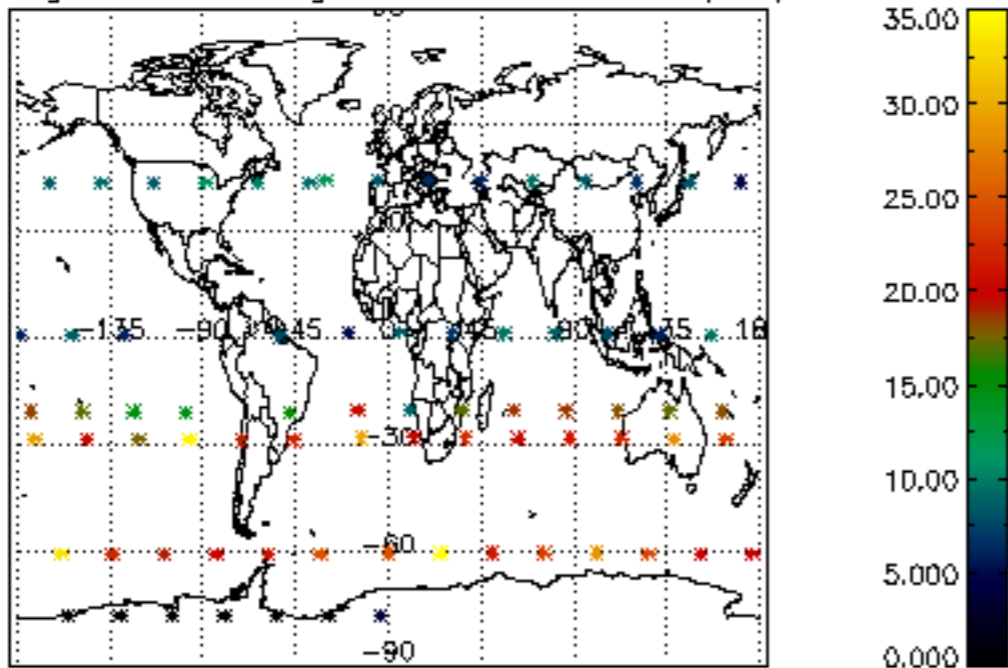
Percentage of cosmic ray hits per profile



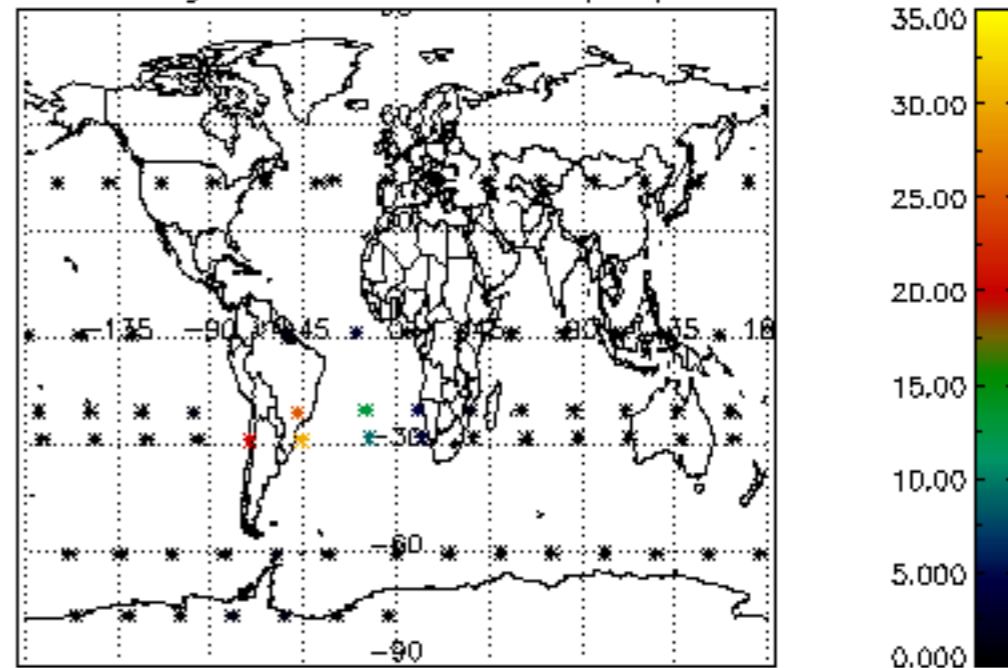
Percentage of datation errors per profile



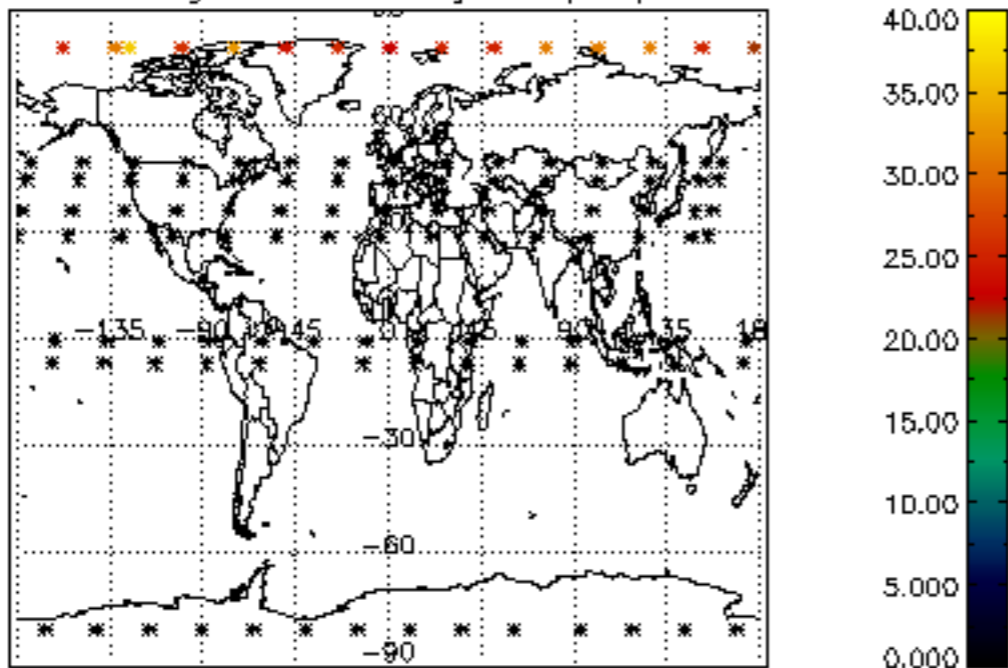
Percentage of star falling outside central band per profile



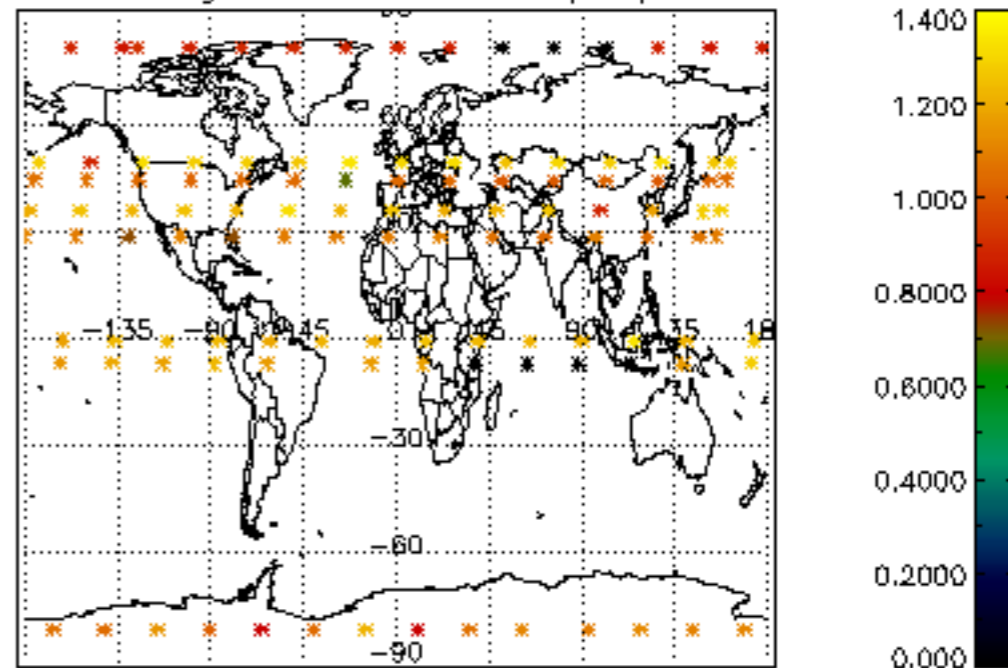
Percentage of saturation errors per profile



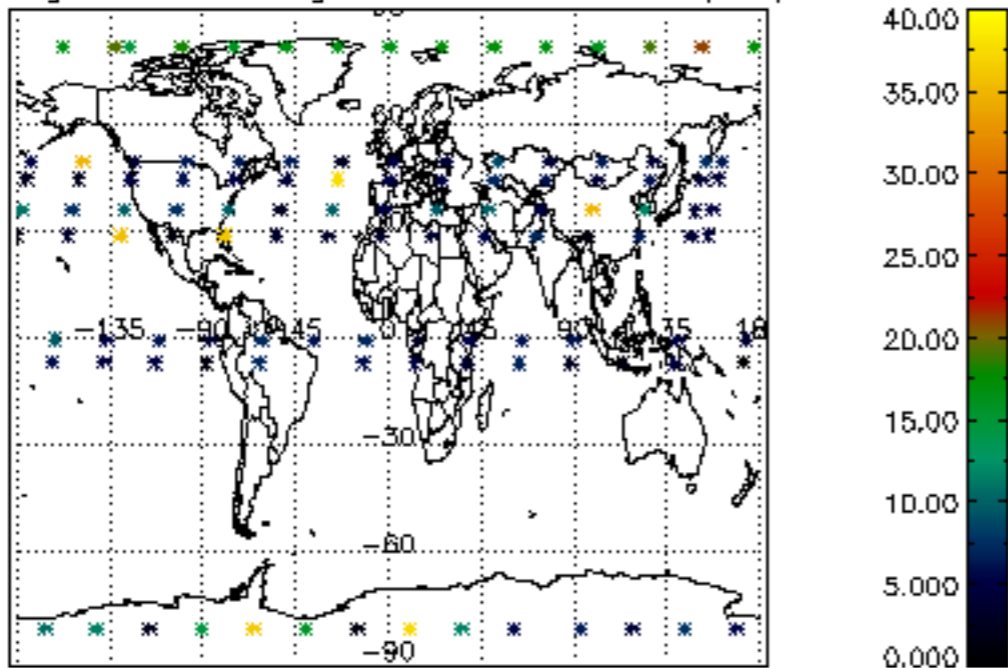
Percentage of cosmic ray hits per profile



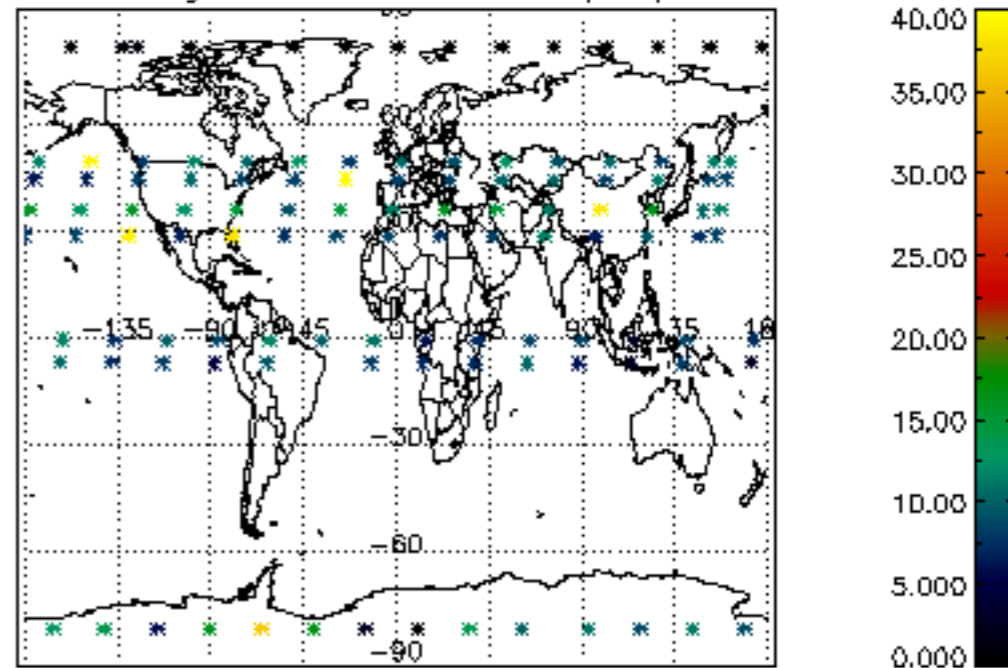
Percentage of datation errors per profile

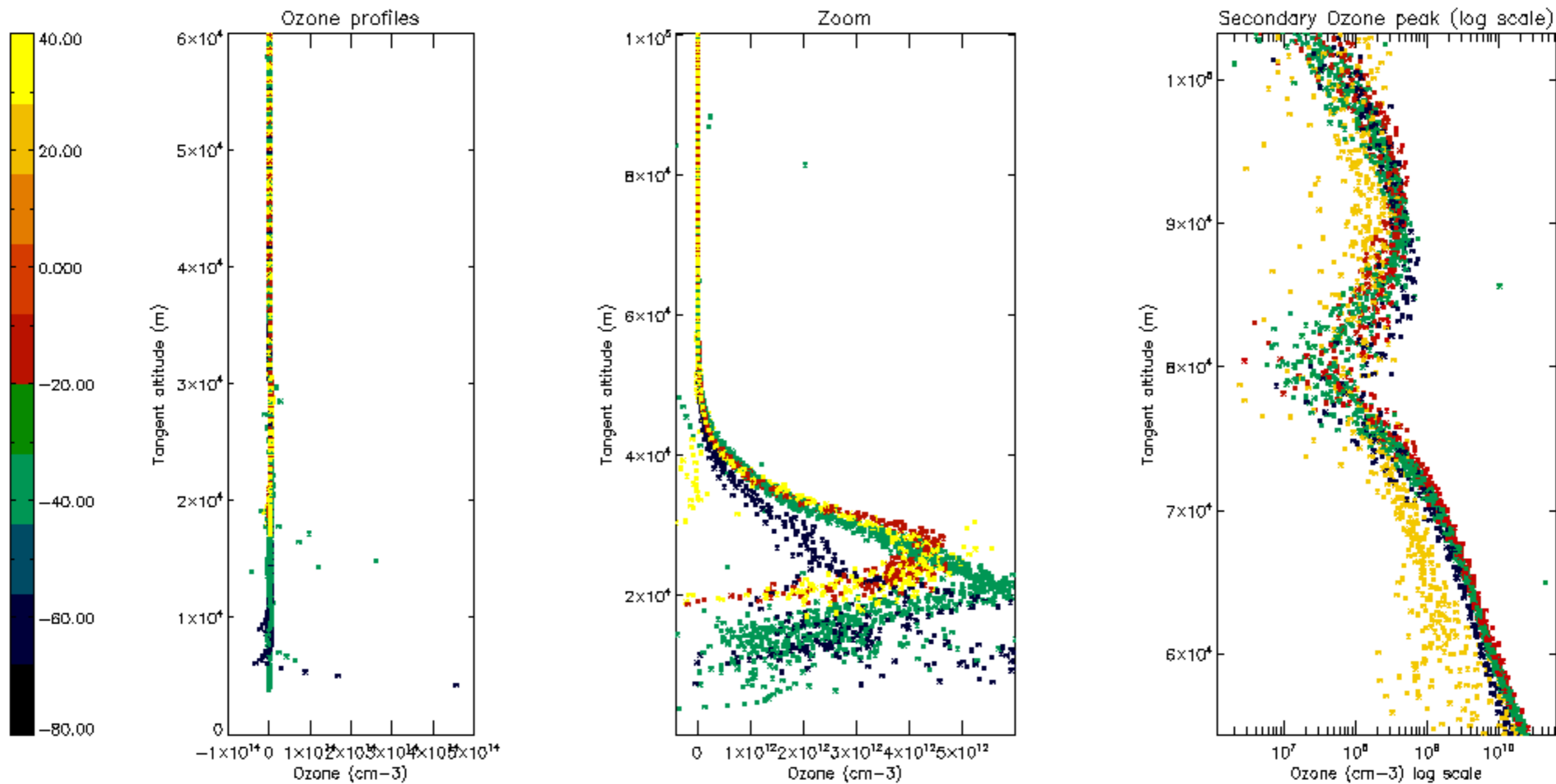


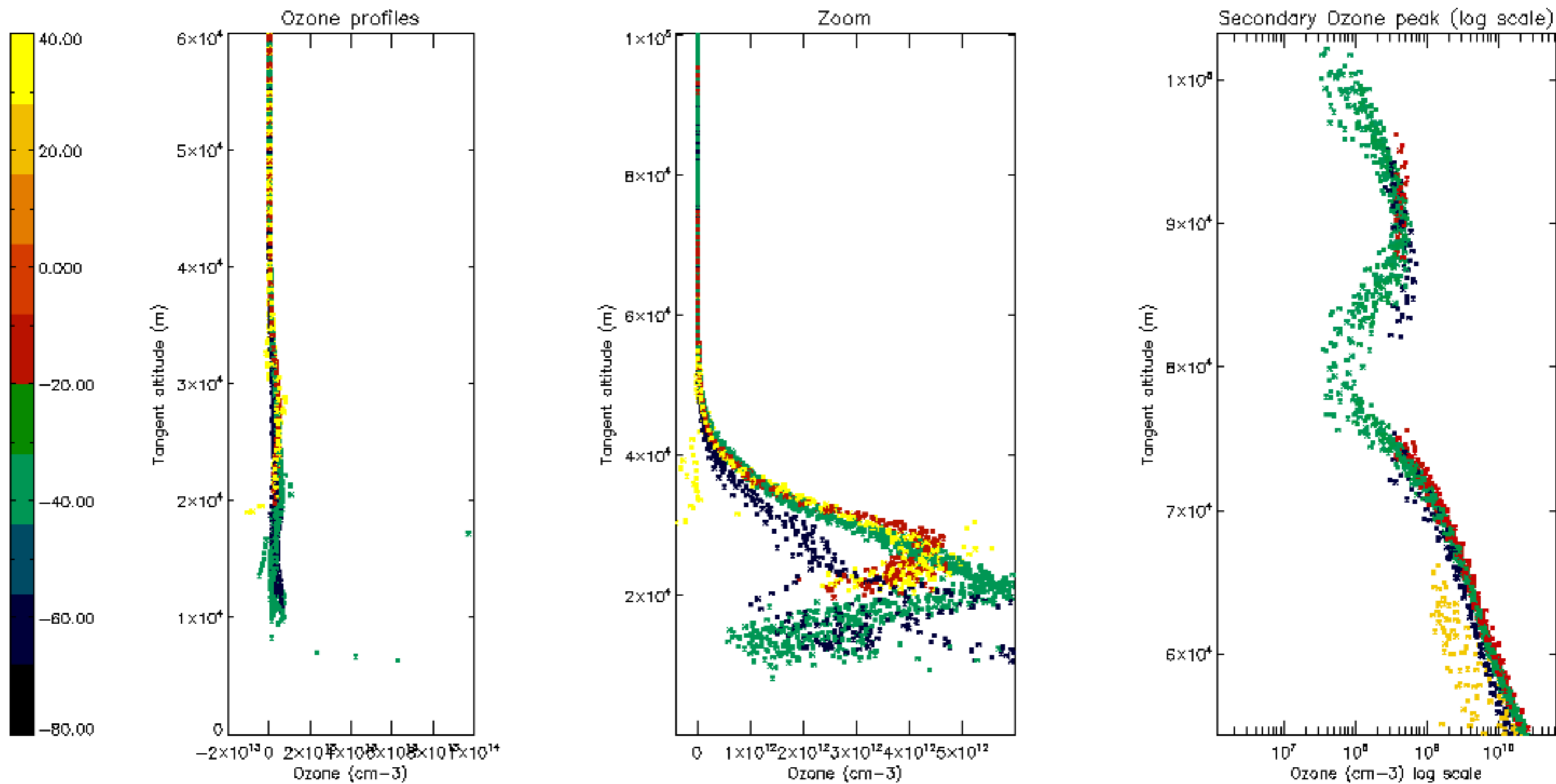
Percentage of star falling outside central band per profile

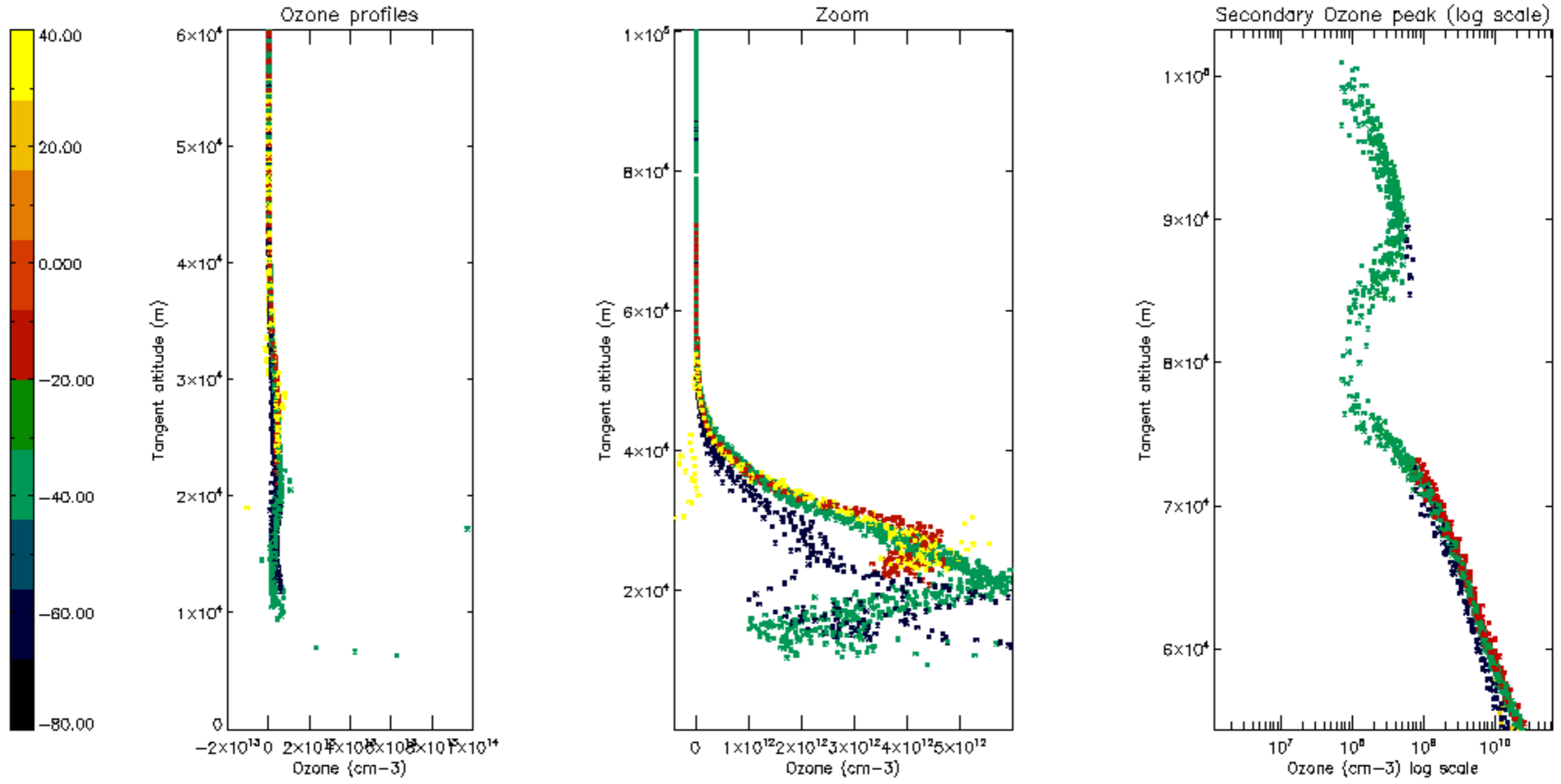


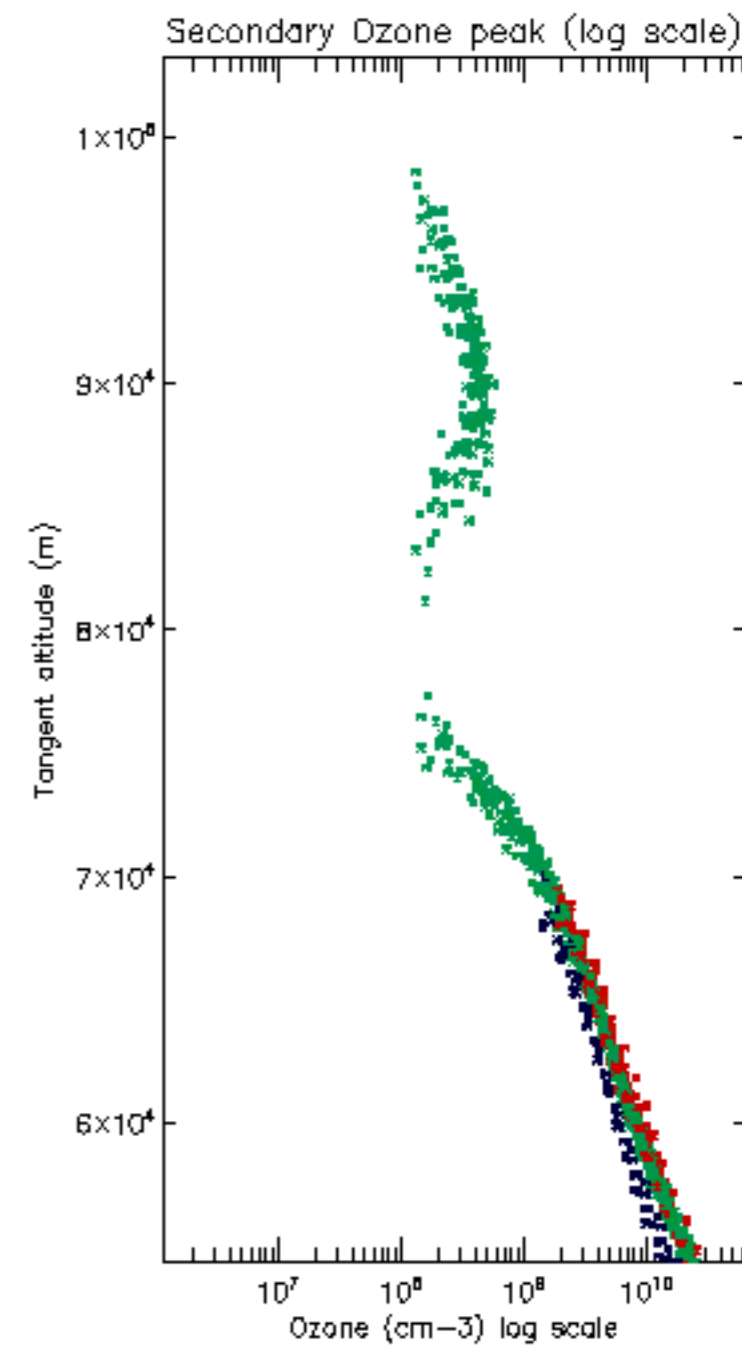
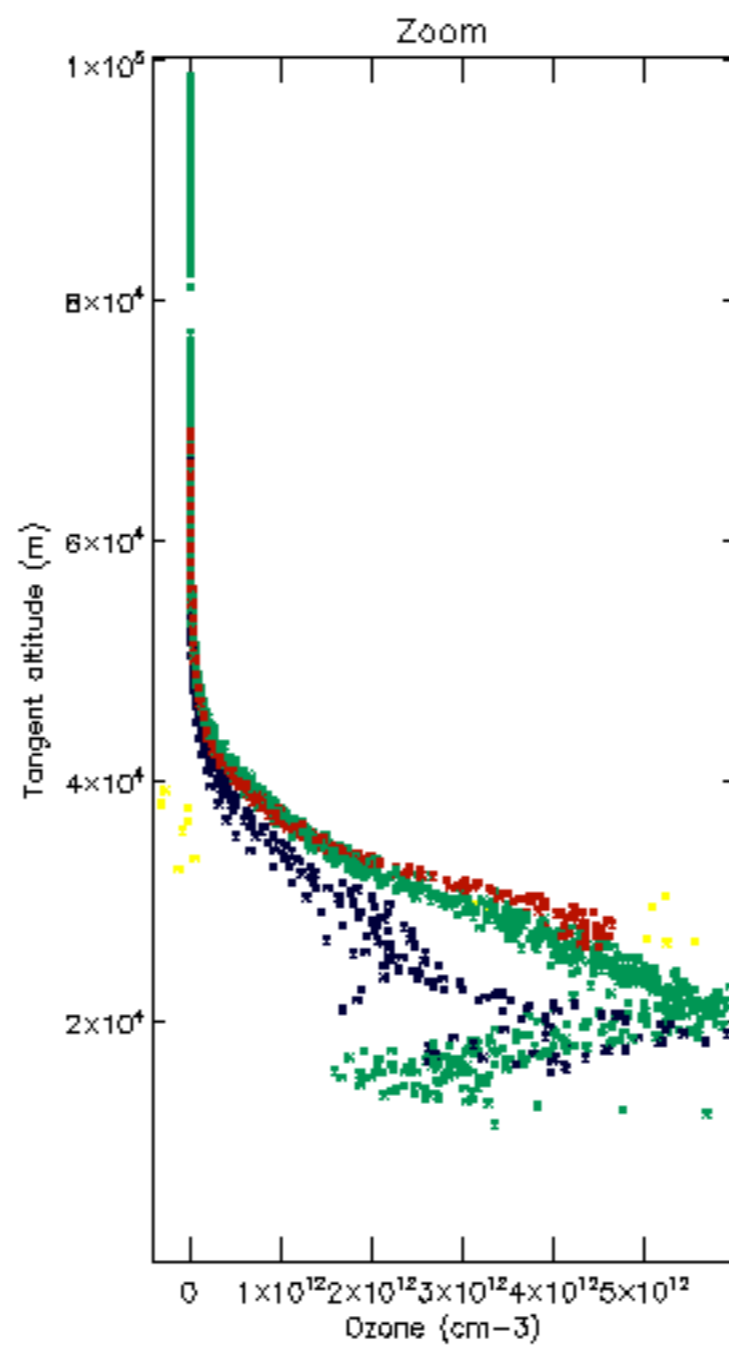
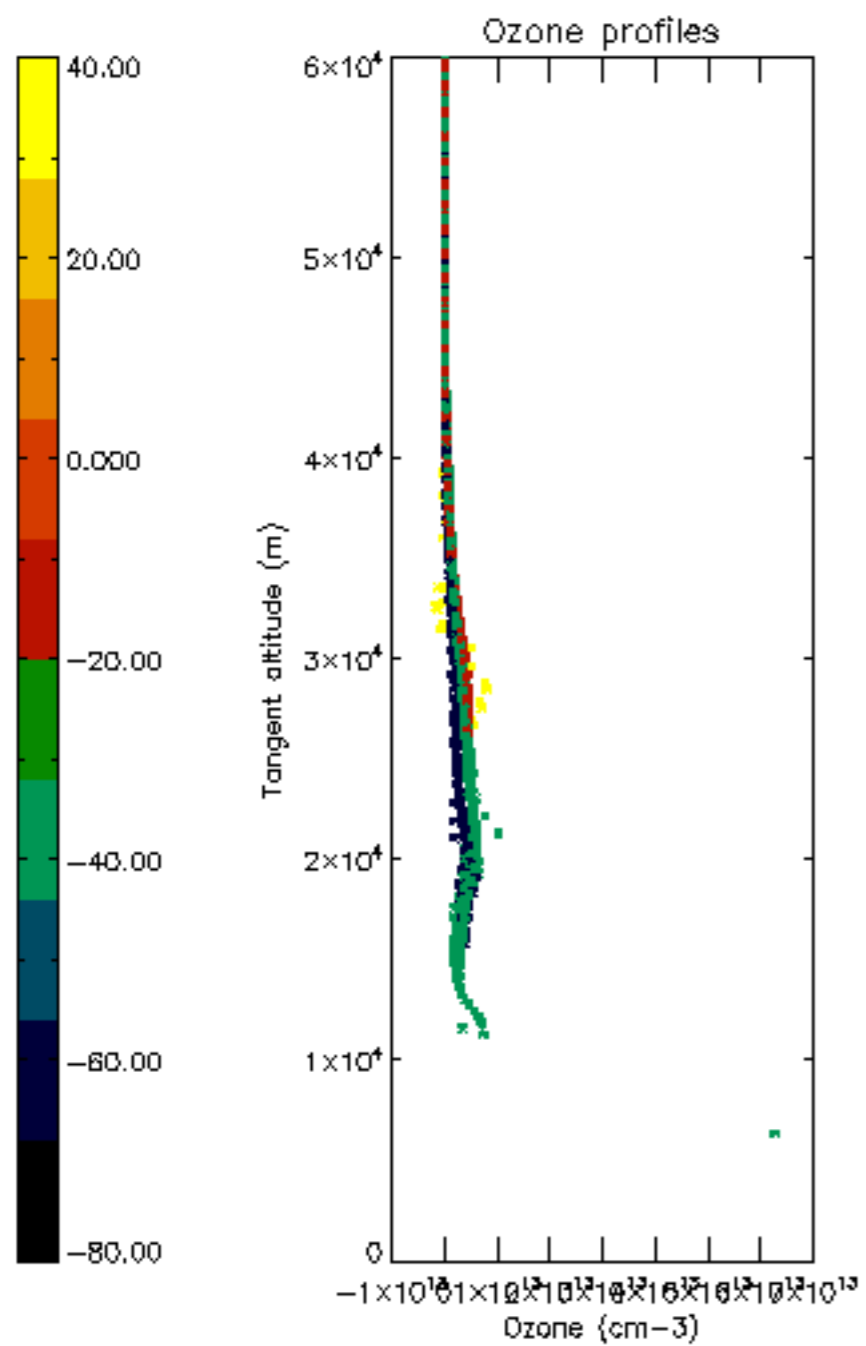
Percentage of saturation errors per profile

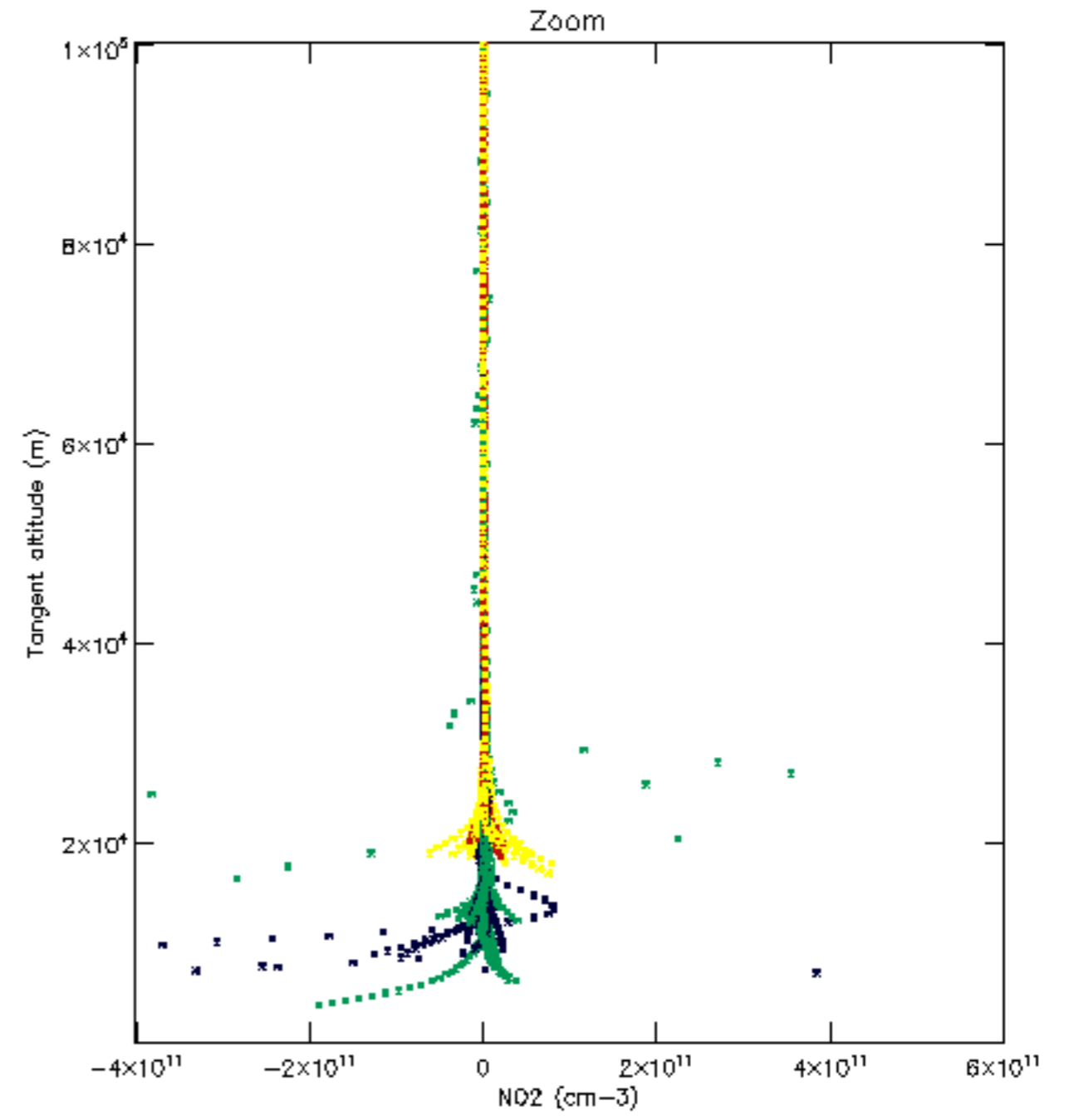
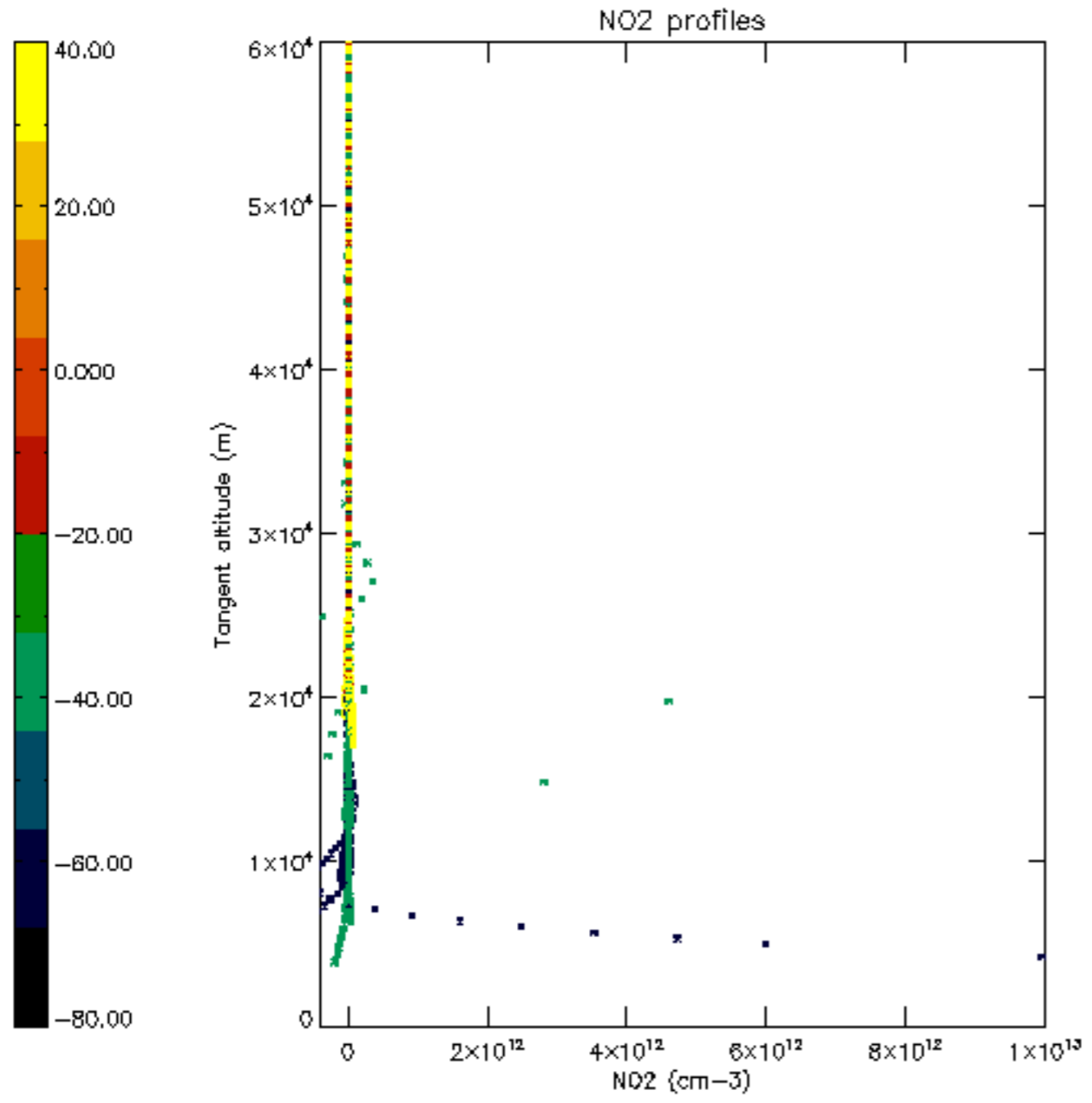


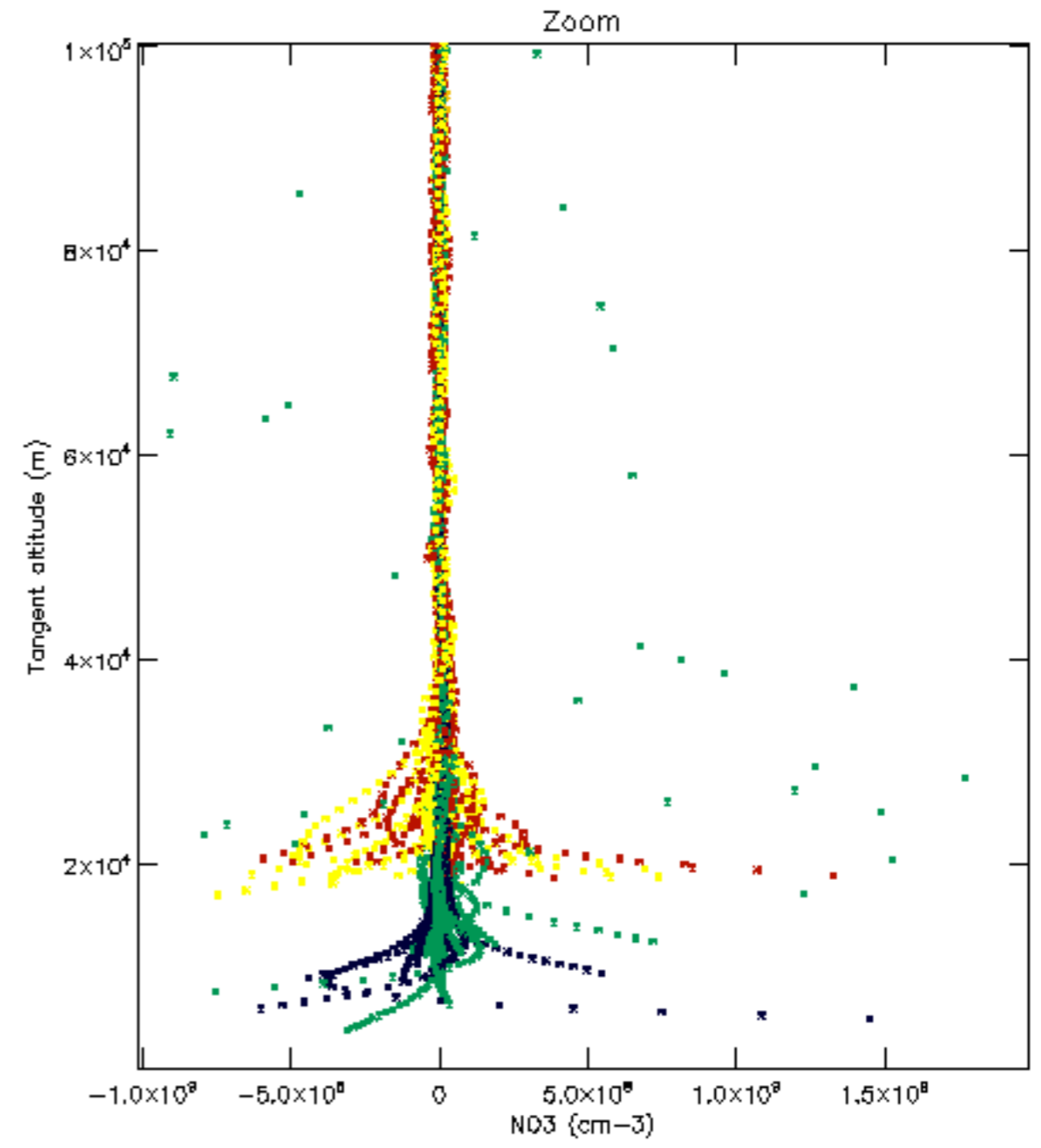
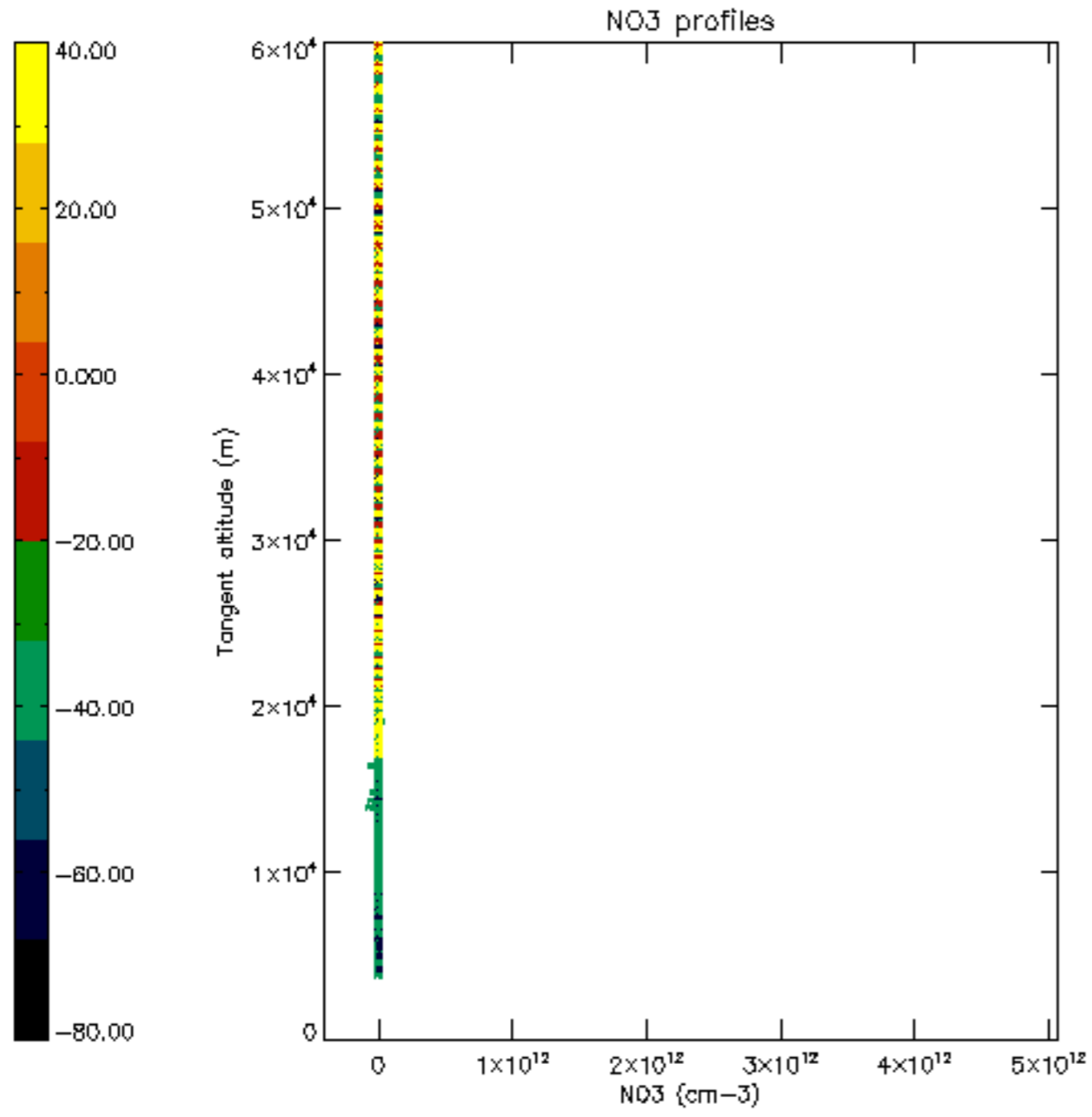


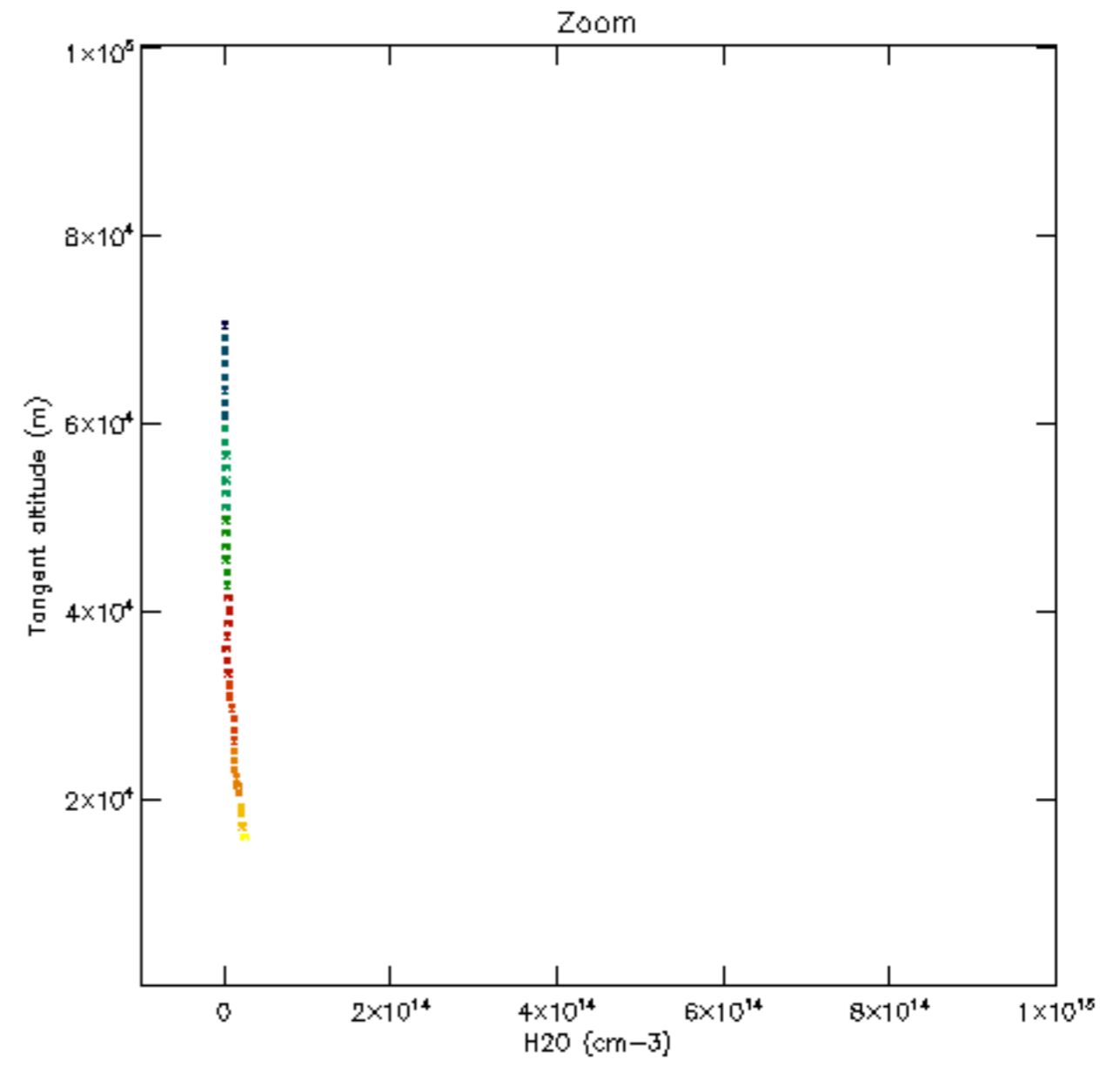
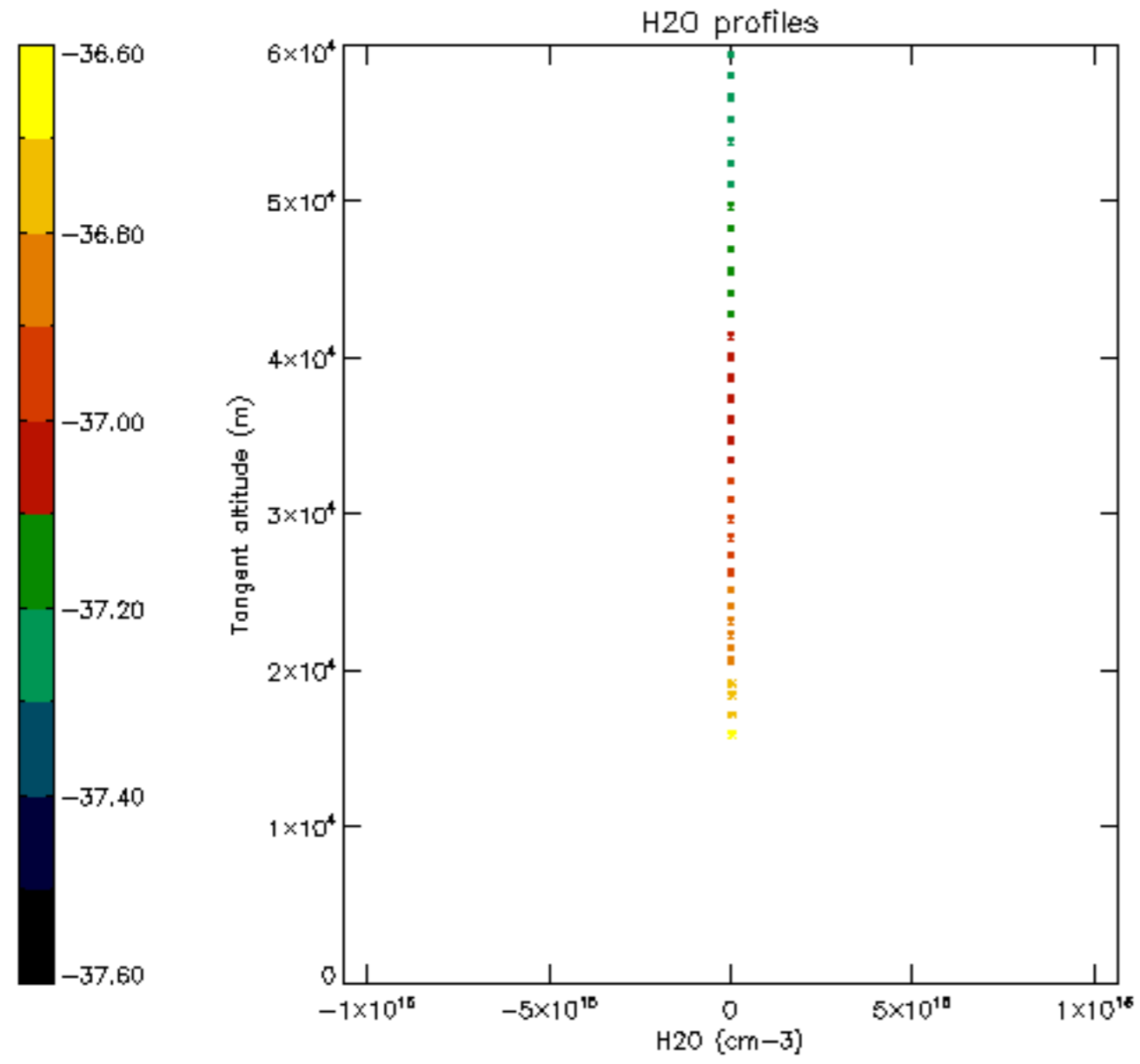


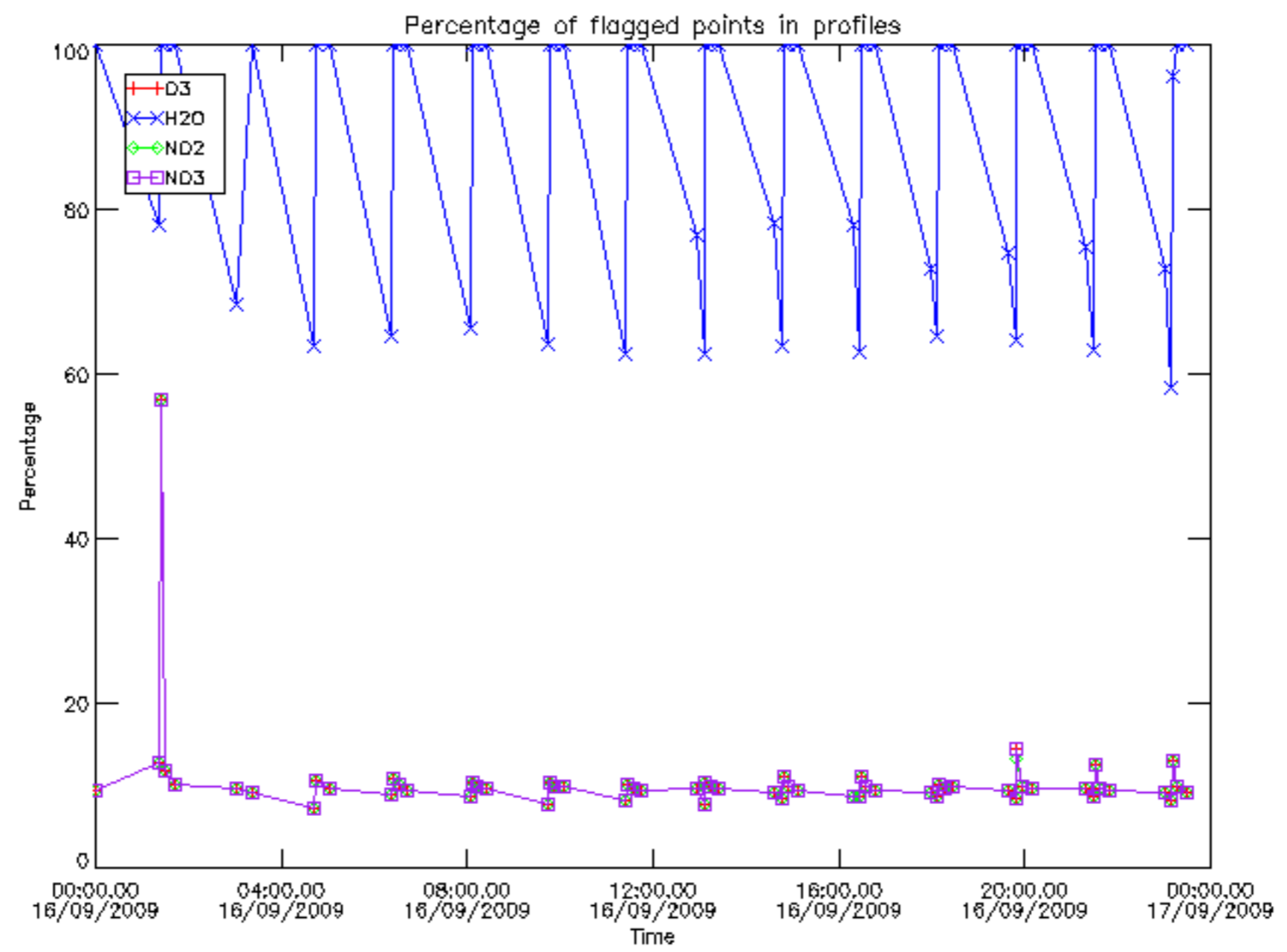




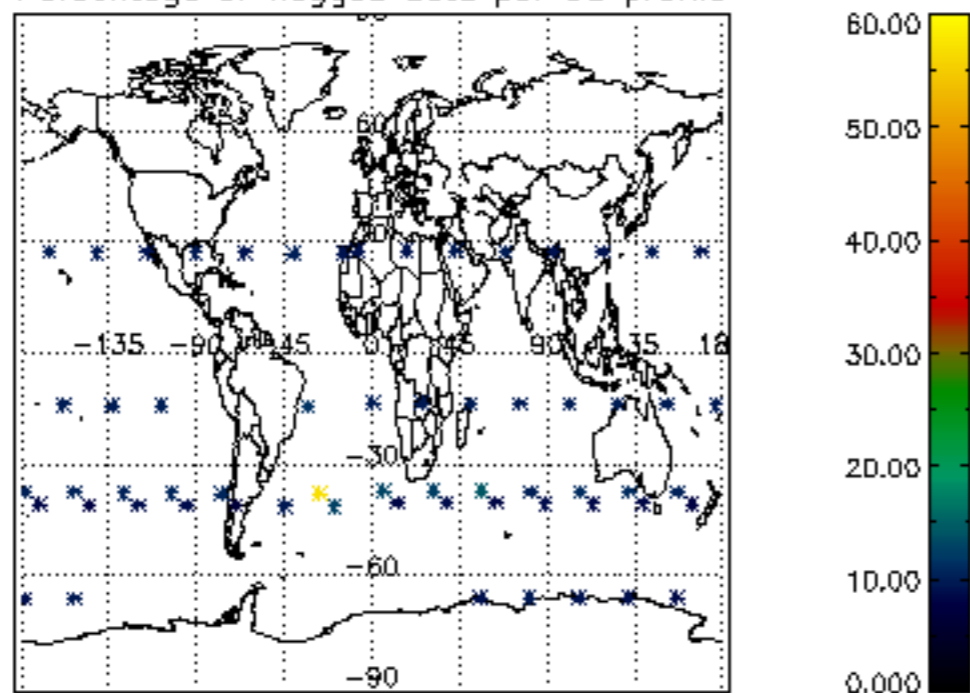




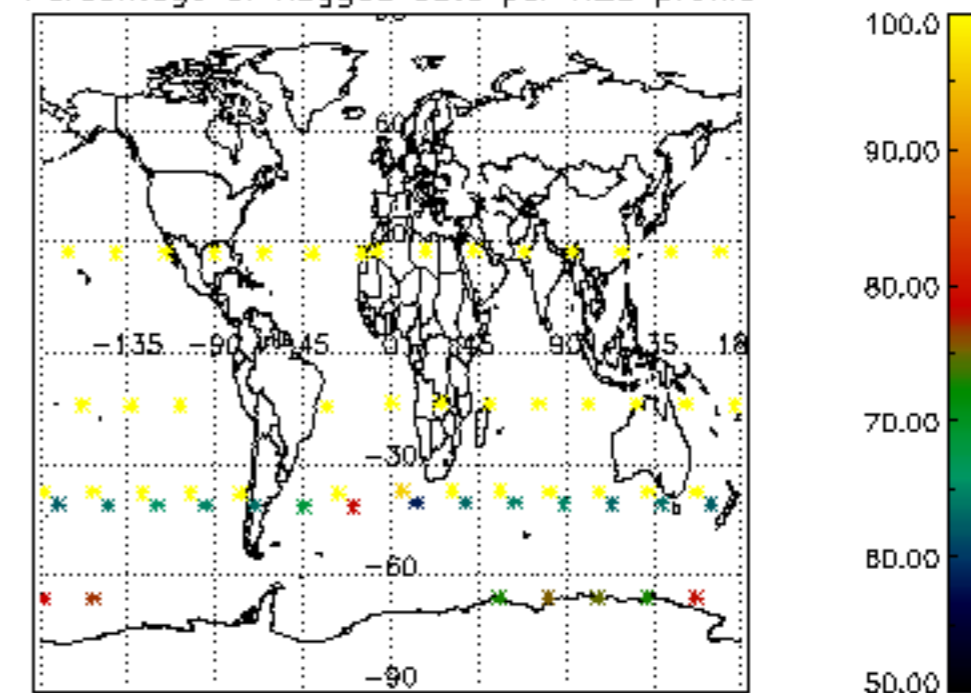




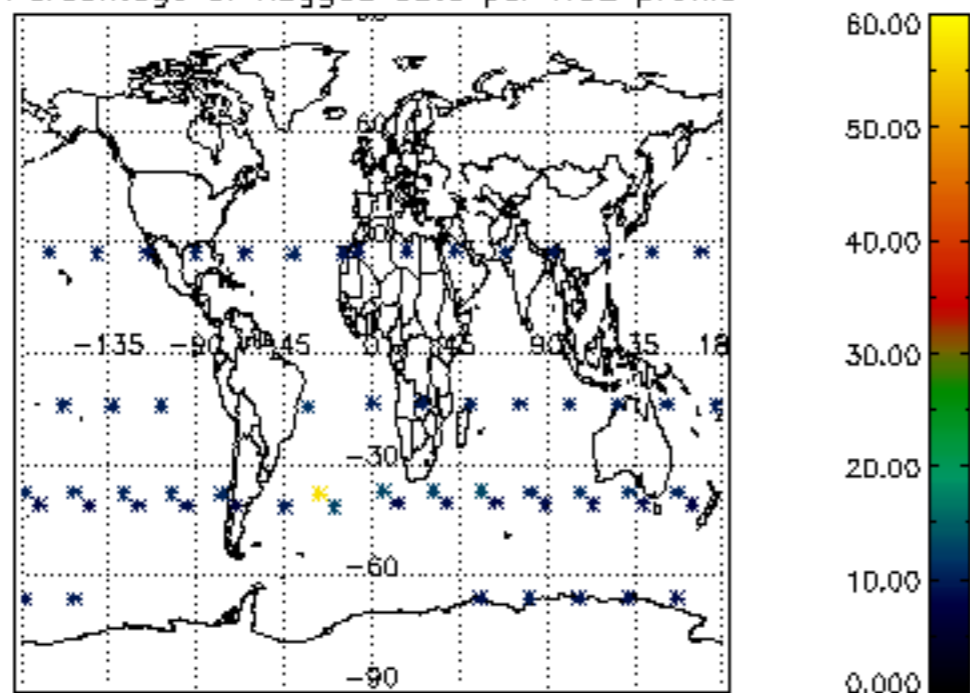
Percentage of flagged data per D3 profile



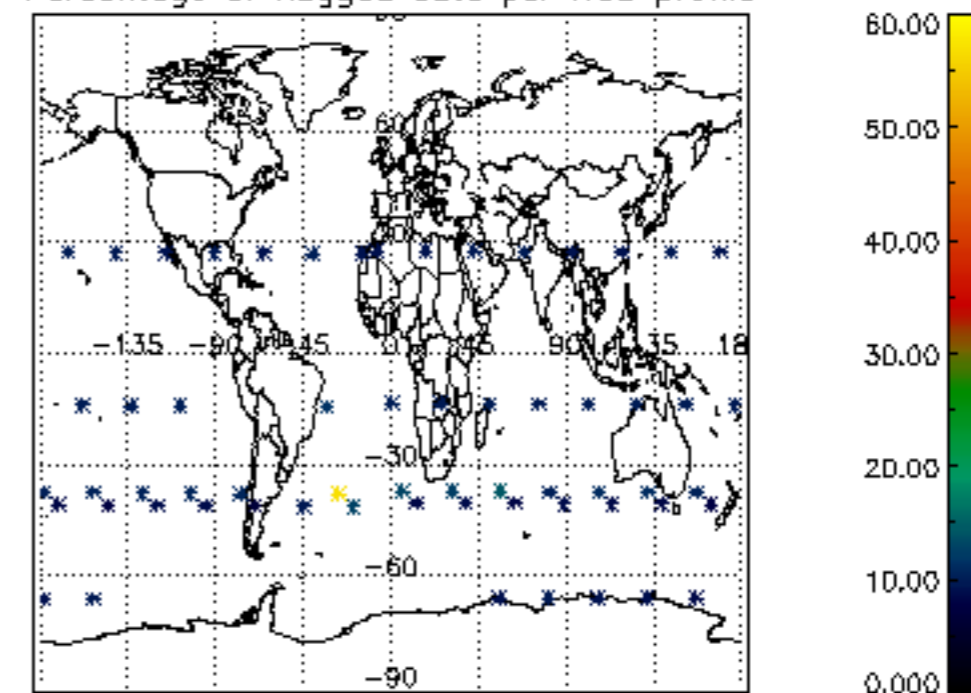
Percentage of flagged data per H2O profile

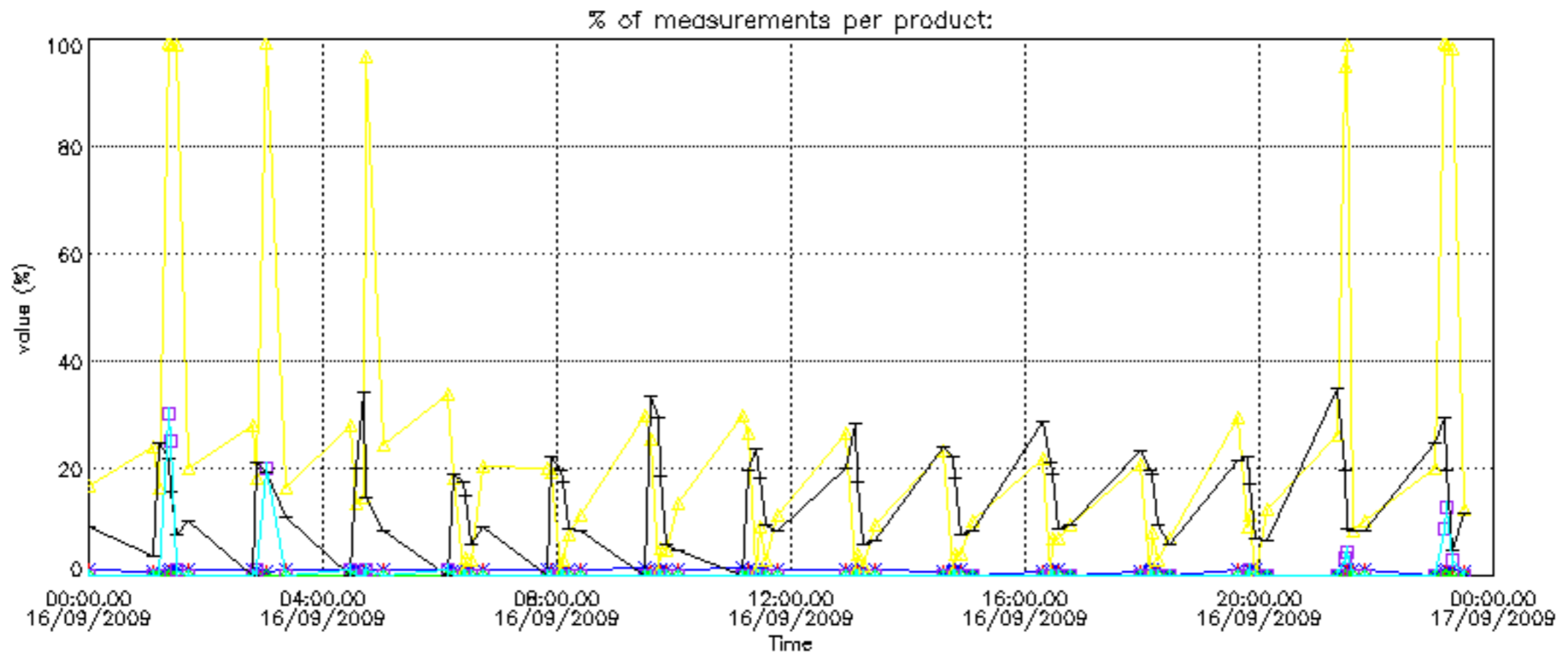


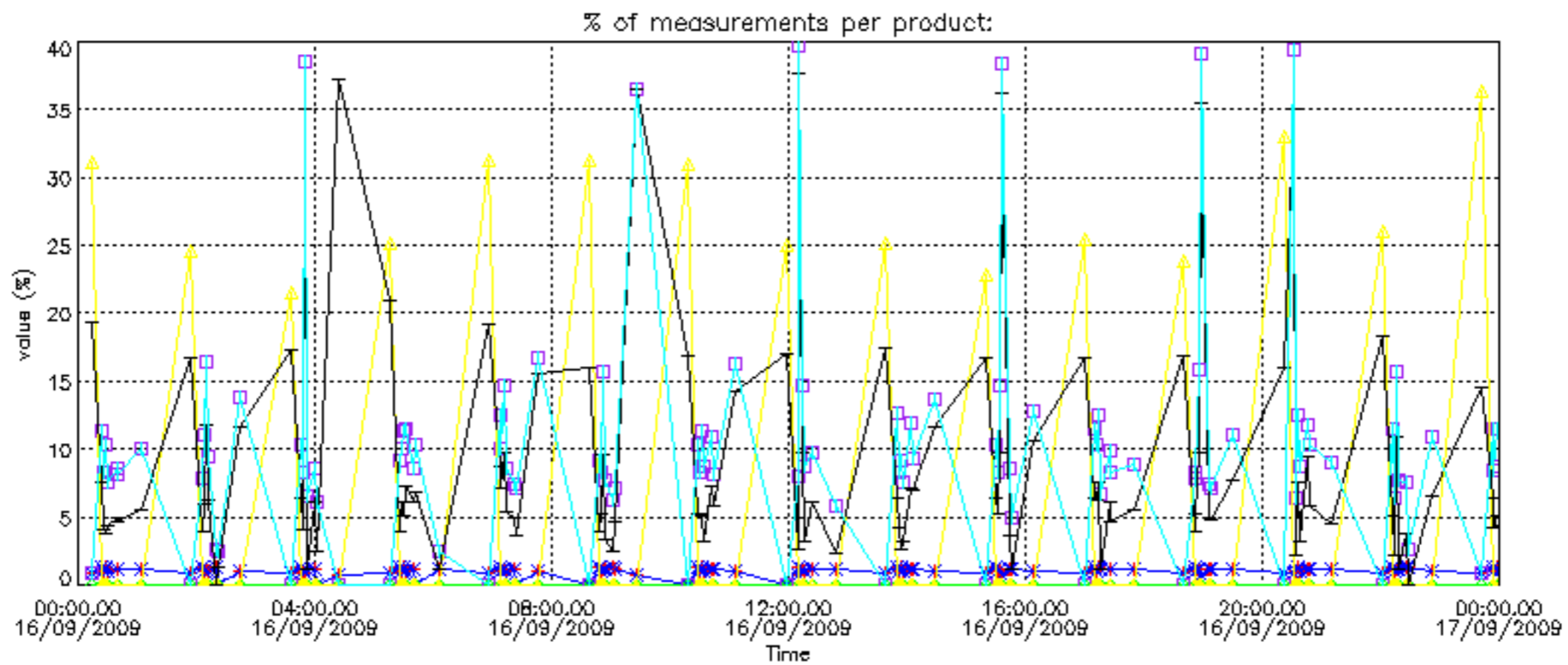
Percentage of flagged data per NO2 profile



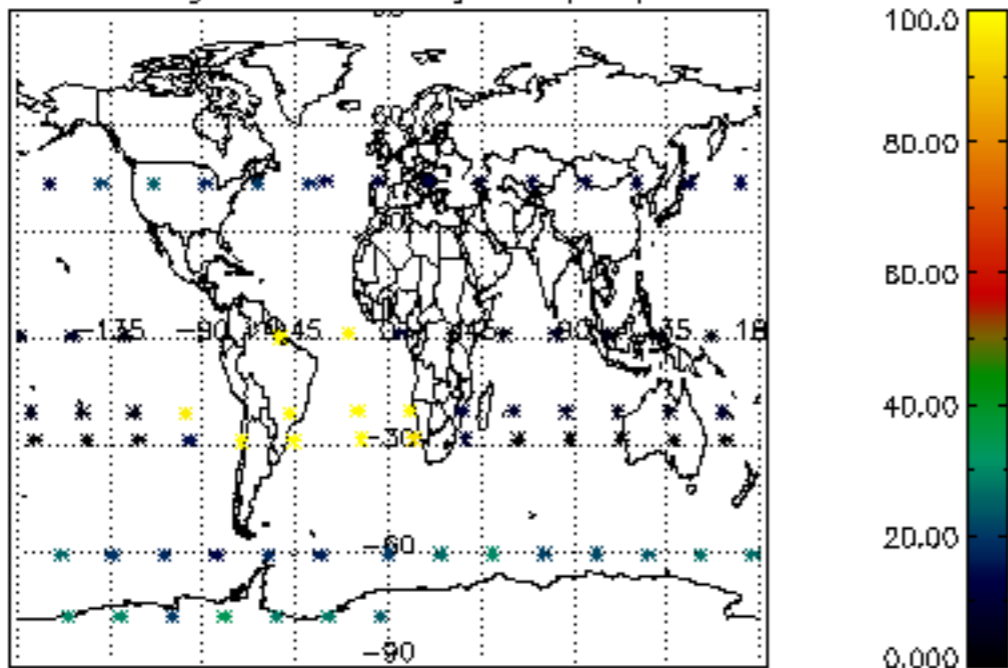
Percentage of flagged data per NO3 profile



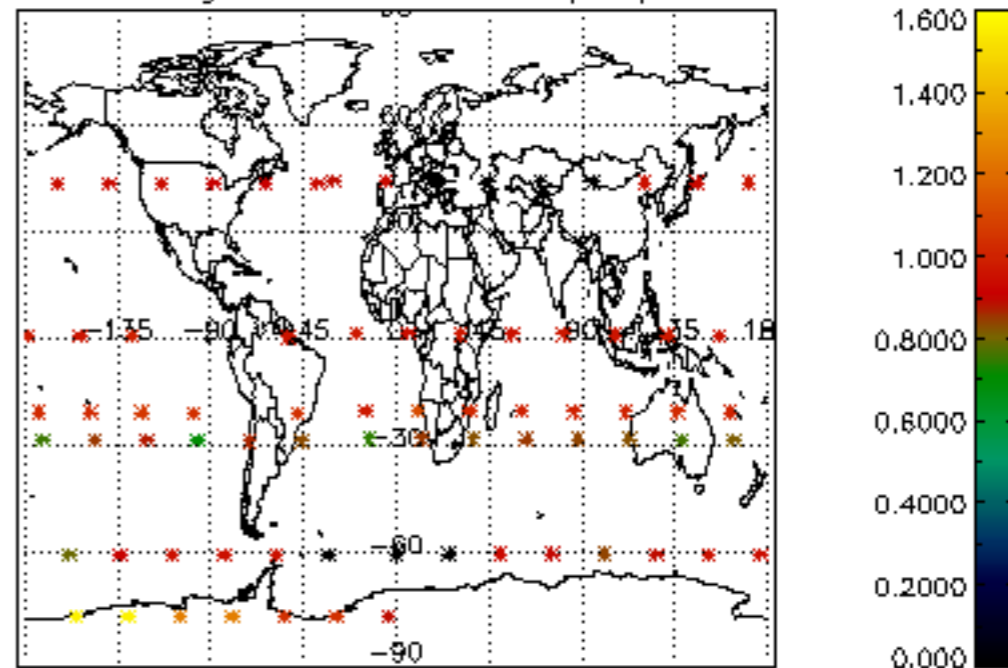




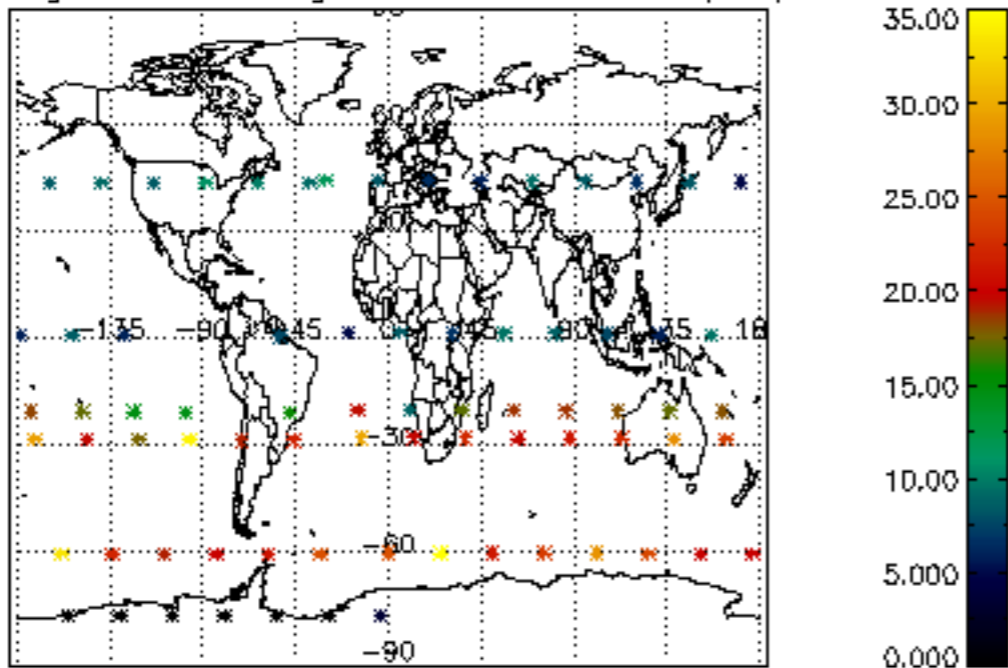
Percentage of cosmic ray hits per profile



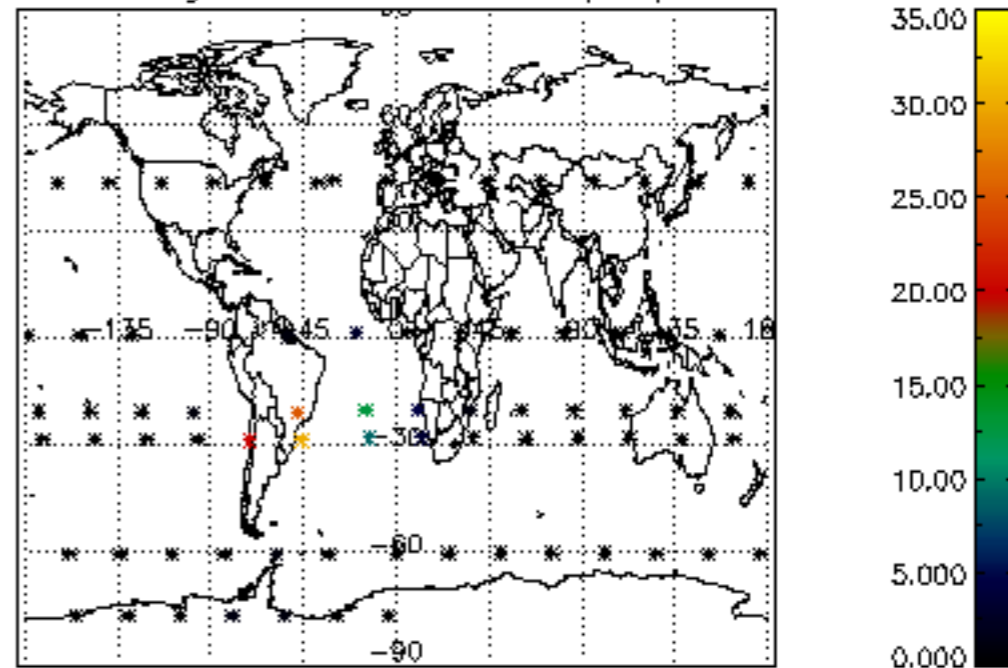
Percentage of datation errors per profile



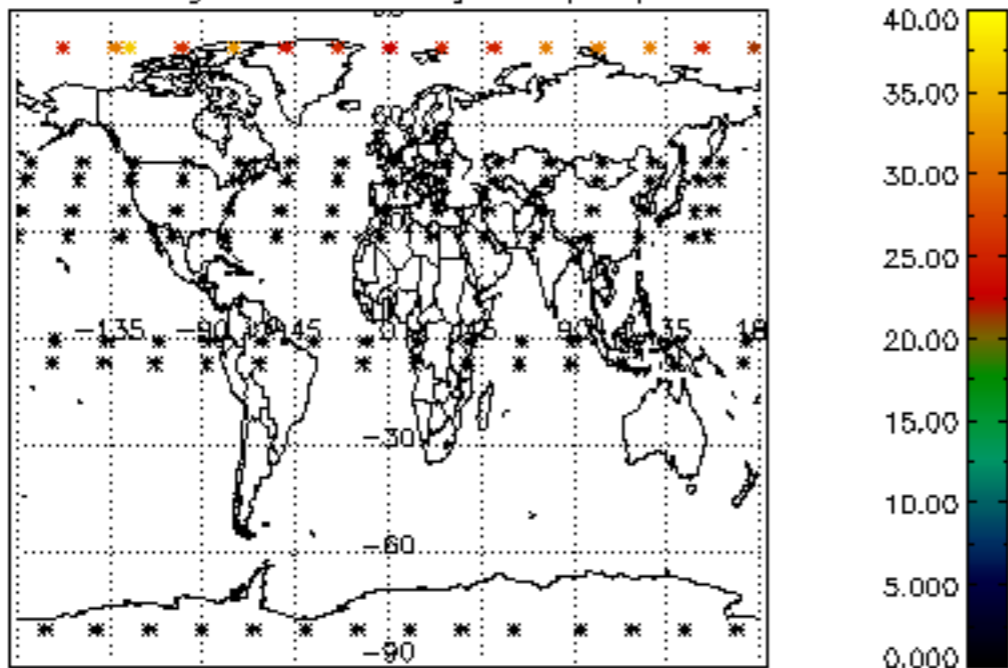
Percentage of star falling outside central band per profile



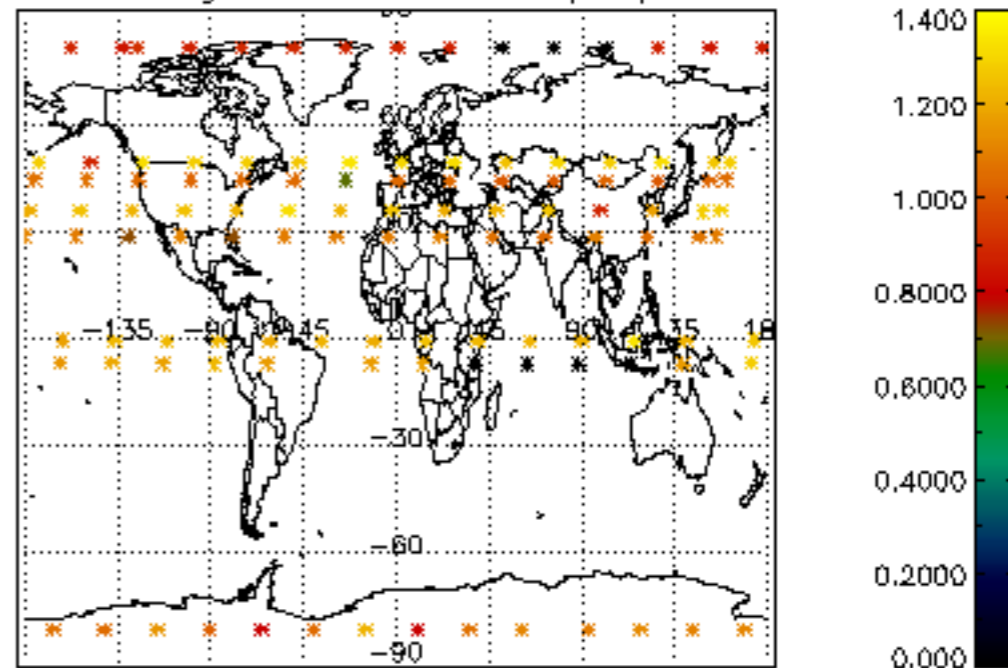
Percentage of saturation errors per profile



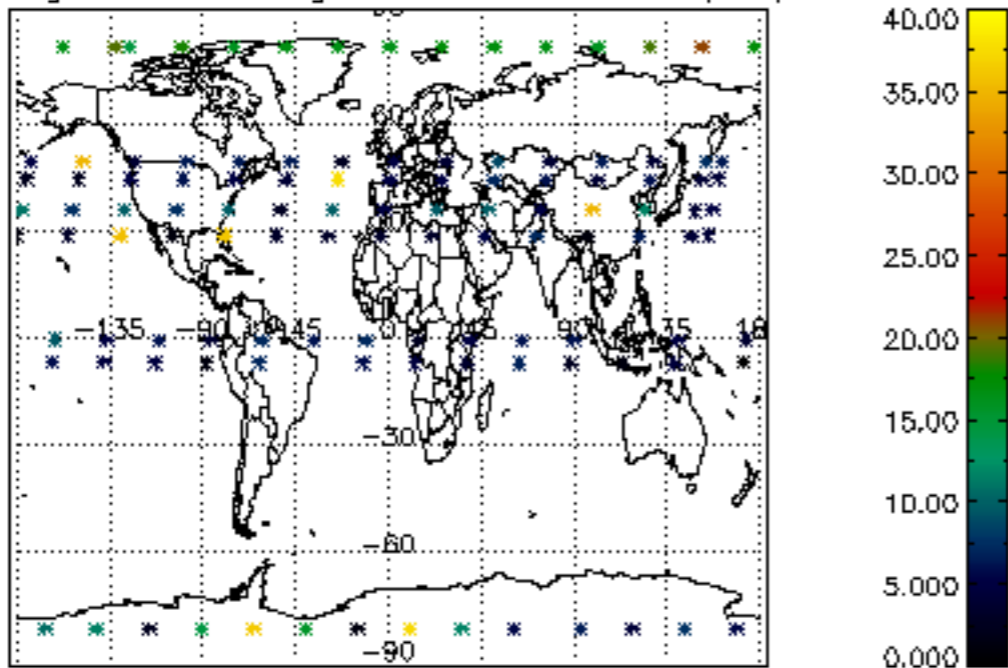
Percentage of cosmic ray hits per profile



Percentage of datation errors per profile



Percentage of star falling outside central band per profile



Percentage of saturation errors per profile

