

GOMOS Level 2 Daily Report

SUMMARY

[1. General Info](#)

[2. Summary of processed GOM_NL_2P products](#)

[3. Level 2 Quality information per product](#)

[3.1 Plot of level 2 quality information per product \(time dependant\)](#)

[3.2 Plot of level 2 quality information per product \(world map\)](#)

[4. Level 1 Quality information per product \(stored on level 2 products\)](#)

[4.1 Plot of level 1 quality information per product \(time dependant\)](#)

[4.1.1 Plot of level 1 quality information per product \(time dependant\): ASCENDING](#)

[4.1.2 Plot of level 1 quality information per product \(time dependant\): DESCENDING](#)

[4.2 Plot of level 1 quality information per product \(world map\)](#)

[4.2.1 Plot of level 1 quality information per product \(world map\): ASCENDING](#)

[4.2.2 Plot of level 1 quality information per product \(world map\): DESCENDING](#)

[5. Ozone profiles based on quality statistics and other trace gas profiles](#)

[5.1 Ozone statistics based on quality of products](#)

[5.2 Plot ozone profiles for all STD \(dark without errors\)](#)

[5.3 Plot ozone profiles where STD < 20% \(dark without errors\)](#)

[5.4. Plot ozone profiles where STD < 10% \(dark without errors\)](#)

[5.5. Plot ozone profiles where STD < 5% \(dark without errors\)](#)

[5.6 Plot NO2 profiles for all STD \(dark without errors\)](#)

[5.7 Plot NO3 profiles for all STD \(dark without errors\)](#)

[5.8 Plot H2O profiles \(only for occultations of stars 1,2,3,4,13,14,16,26,63 dark without errors\) for all STD](#)

[6. Auxiliary Data Files used for the production reported in section 2](#)

This report presents the daily analysis on parameters extracted from GOMOS level 2 data (GOM_NL__2P). It is intended to monitor some important parameters that will impact the quality of these products. A list of level 2 products (and content) that have arrived during the reporting day to the PCF is also given.

Item	Value
Time of report generation	26APR2013 12:45:42
Data source version	GOMOS/6.01
Start time of products	15-09-2009 (15SEP2009 00:00:00)
Stop time of products	16-09-2009 (16SEP2009 00:00:00)
Store outputs in DB	Yes
Nb of level 2 prods	190
Nb of prods with errors	0

2. Summary of processed GOM_NL__2P products.

Nr	Filename	UTC Start time	Limb	Duration	Star Id	Star Name	Star Mag	Star Temp	Nb Meas	Orbit	Prod. error
1	GOM_NL__2PRFIN20090915_000257_000000592082_00302_39434_6560.N1	15-SEP-2009 00:02:57	Twilight	58.500	8	10Alp CMi	0.40000	6500.0	117	39434	No
2	GOM_NL__2PRFIN20090915_001156_000000592082_00302_39434_6561.N1	15-SEP-2009 00:11:56	Dark	59.000	1	9Alp CMa	-1.4400	11000.	118	39434	No
3	GOM_NL__2PRFIN20090915_001412_000000512082_00302_39434_6562.N1	15-SEP-2009 00:14:12	Dark	51.000	23	21Eps CMa	1.5020	26000.	102	39434	No
4	GOM_NL__2PRFIN20090915_002005_000000522082_00302_39434_6563.N1	15-SEP-2009 00:20:05	Dark	51.500	108	Alp Col	2.6520	15200.	103	39434	No
5	GOM_NL__2PRFIN20090915_003211_000000532082_00303_39435_6570.N1	15-SEP-2009 00:32:11	Dark	52.500	157	The1Eri	2.9060	9300.0	105	39435	No
6	GOM_NL__2PRFIN20090915_004542_000000582082_00303_39435_6571.N1	15-SEP-2009 00:45:42	Twilight	58.000	52	16Bet Cet	2.0370	4500.0	116	39435	No
7	GOM_NL__2PRFIN20090915_005639_000000402082_00303_39435_6572.N1	15-SEP-2009 00:56:39	Bright	39.500	90	54Alp Peg	2.4870	11000.	79	39435	No
8	GOM_NL__2PRFIN20090915_005814_000000502082_00303_39435_6573.N1	15-SEP-2009 00:58:14	Bright	50.000	140	88Gam Peg	2.8340	26000.	100	39435	No
9	GOM_NL__2PRFIN20090915_010032_000000392082_00303_39435_6574.N1	15-SEP-2009 01:00:32	Bright	38.500	93	53Bet Peg	2.5200	3100.0	77	39435	No
10	GOM_NL__2PRFIN20090915_010243_000000482082_00303_39435_6575.N1	15-SEP-2009 01:02:43	Bright	47.500	58	21Alp And	2.0730	11000.	95	39435	No
11	GOM_NL__2PRFIN20090915_011050_000000422082_00303_39435_6576.N1	15-SEP-2009 01:10:50	Bright	41.500	74	11Bet Cas	2.2680	6600.0	83	39435	No
12	GOM_NL__2PRFIN20090915_011239_000000442082_00303_39435_6577.N1	15-SEP-2009 01:12:39	Bright	43.500	76	27Gam Cas	2.3000	30000.	87	39435	No
13	GOM_NL__2PRFIN20090915_013457_000000442082_00303_39435_6578.N1	15-SEP-2009 01:34:57	Bright	44.000	24	66Alp Gem	1.5800	10200.	88	39435	No
14	GOM_NL__2PRFIN20090915_013807_000000632082_00303_39435_6579.N1	15-SEP-2009 01:38:07	Twilight	63.000	170	27Eps Gem	3.0000	9700.0	126	39435	No
15	GOM_NL__2PRFIN20090915_014333_000000612082_00303_39435_6580.N1	15-SEP-2009 01:43:33	Twilight	60.500	8	10Alp CMi	0.40000	6500.0	121	39435	No
16	GOM_NL__2PRFIN20090915_015233_000000592082_00303_39435_6581.N1	15-SEP-2009 01:52:33	Dark	59.000	1	9Alp CMa	-1.4400	11000.	118	39435	No
17	GOM_NL__2PRFIN20090915_015449_000000492082_00303_39435_6582.N1	15-SEP-2009 01:54:49	Dark	49.000	23	21Eps CMa	1.5020	26000.	98	39435	No
18	GOM_NL__2PRFIN20090915_020042_000000512082_00303_39435_6583.N1	15-SEP-2009 02:00:42	Dark	50.500	108	Alp Col	2.6520	15200.	101	39435	No
19	GOM_NL__2PRFIN20090915_021248_000000562082_00304_39436_6605.N1	15-SEP-2009 02:12:48	Dark	55.500	157	The1Eri	2.9060	9300.0	111	39436	No
20	GOM_NL__2PRFIN20090915_022618_000000592082_00304_39436_6606.N1	15-SEP-2009 02:26:18	Twilight	58.500	52	16Bet Cet	2.0370	4500.0	117	39436	No
21	GOM_NL__2PRFIN20090915_023714_000000392082_00304_39436_6607.N1	15-SEP-2009 02:37:14	Bright	38.500	90	54Alp Peg	2.4870	11000.	77	39436	No
22	GOM_NL__2PRFIN20090915_023850_000000502082_00304_39436_6608.N1	15-SEP-2009 02:38:50	Bright	49.500	140	88Gam Peg	2.8340	26000.	99	39436	No
23	GOM_NL__2PRFIN20090915_024108_000000432082_00304_39436_6609.N1	15-SEP-2009 02:41:08	Bright	42.500	93	53Bet Peg	2.5200	3100.0	85	39436	No
24	GOM_NL__2PRFIN20090915_024318_000000482082_00304_39436_6610.N1	15-SEP-2009 02:43:18	Bright	48.000	58	21Alp And	2.0730	11000.	96	39436	No
25	GOM_NL__2PRFIN20090915_025126_000000402082_00304_39436_6611.N1	15-SEP-2009 02:51:26	Bright	39.500	74	11Bet Cas	2.2680	6600.0	79	39436	No
26	GOM_NL__2PRFIN20090915_025315_000000432082_00304_39436_6612.N1	15-SEP-2009 02:53:15	Bright	42.500	76	27Gam Cas	2.3000	30000.	85	39436	No
27	GOM_NL__2PRFIN20090915_031533_000000482082_00304_39436_6613.N1	15-SEP-2009 03:15:33	Bright	47.500	24	66Alp Gem	1.5800	10200.	95	39436	No
28	GOM_NL__2PRFIN20090915_031843_000000632082_00304_39436_6614.N1	15-SEP-2009 03:18:43	Twilight	62.500	170	27Eps Gem	3.0000	9700.0	125	39436	No
29	GOM_NL__2PRFIN20090915_032409_000000532082_00304_39436_6615.N1	15-SEP-2009 03:24:09	Twilight	52.500	8	10Alp CMi	0.40000	6500.0	105	39436	No
30	GOM_NL__2PRFIN20090915_033310_000000572082_00304_39436_6616.N1	15-SEP-2009 03:33:10	Dark	57.000	1	9Alp CMa	-1.4400	11000.	114	39436	No
31	GOM_NL__2PRFIN20090915_033526_000000472082_00304_39436_6617.N1	15-SEP-2009 03:35:26	Dark	47.000	23	21Eps CMa	1.5020	26000.	94	39436	No
32	GOM_NL__2PRFIN20090915_034120_000000522082_00304_39436_6618.N1	15-SEP-2009 03:41:20	Dark	52.000	108	Alp Col	2.6520	15200.	104	39436	No
33	GOM_NL__2PRFIN20090915_035325_000000552082_00305_39437_6619.N1	15-SEP-2009 03:53:25	Dark	54.500	157	The1Eri	2.9060	9300.0	109	39437	No
34	GOM_NL__2PRFIN20090915_040654_000000582082_00305_39437_6620.N1	15-SEP-2009 04:06:54	Twilight	58.000	52	16Bet Cet	2.0370	4500.0	116	39437	No
35	GOM_NL__2PRFIN20090915_041750_000000452082_00305_39437_6621.N1	15-SEP-2009 04:17:50	Bright	44.500	90	54Alp Peg	2.4870	11000.	89	39437	No
36	GOM_NL__2PRFIN20090915_041925_000000502082_00305_39437_6622.N1	15-SEP-2009 04:19:25	Bright	50.000	140	88Gam Peg	2.8340	26000.	100	39437	No
37	GOM_NL__2PRFIN20090915_042143_000000412082_00305_39437_6623.N1	15-SEP-2009 04:21:43	Bright	41.000	93	53Bet Peg	2.5200	3100.0	82	39437	No
38	GOM_NL__2PRFIN20090915_042353_000000472082_00305_39437_6624.N1	15-SEP-2009 04:23:53	Bright	47.000	58	21Alp And	2.0730	11000.	94	39437	No
39	GOM_NL__2PRFIN20090915_043201_000000402082_00305_39437_6625.N1	15-SEP-2009 04:32:01	Bright	39.500	74	11Bet Cas	2.2680	6600.0	79	39437	No
40	GOM_NL__2PRFIN20090915_043350_000000432082_00305_39437_6626.N1	15-SEP-2009 04:33:50	Bright	43.000	76	27Gam Cas	2.3000	30000.	86	39437	No
41	GOM_NL__2PRFIN20090915_045609_000000442082_00305_39437_6627.N1	15-SEP-2009 04:56:09	Bright	43.500	24	66Alp Gem	1.5800	10200.	87	39437	No
42	GOM_NL__2PRFIN20090915_045920_000000612082_00305_39437_6628.N1	15-SEP-2009 04:59:20	Twilight	60.500	170	27Eps Gem	3.0000	9700.0	121	39437	No

43	GOM_NL__2PRFIN20090915_050446_000000572082_00305_39437_6629.N1	15-SEP-2009 05:04:46	Twilight	57.000	8	10Alp CMI	0.40000	6500.0	114	39437	No
44	GOM_NL__2PRFIN20090915_051347_000000582082_00305_39437_6630.N1	15-SEP-2009 05:13:47	Dark	58.000	1	9Alp CMA	-1.4400	11000.	116	39437	No
45	GOM_NL__2PRFIN20090915_051603_000000522082_00305_39437_6631.N1	15-SEP-2009 05:16:03	Dark	52.000	23	21Eps CMA	1.5020	26000.	104	39437	No
46	GOM_NL__2PRFIN20090915_052157_000000522082_00305_39437_6632.N1	15-SEP-2009 05:21:57	Dark	51.500	108	Alp Col	2.6520	15200.	103	39437	No
47	GOM_NL__2PRFIN20090915_053402_000000552082_00306_39438_6633.N1	15-SEP-2009 05:34:02	Dark	55.000	157	The1Eri	2.9060	9300.0	110	39438	No
48	GOM_NL__2PRFIN20090915_054731_000000602082_00306_39438_6634.N1	15-SEP-2009 05:47:31	Tw_i_and_stray	60.000	52	16Bet Cet	2.0370	4500.0	120	39438	No
49	GOM_NL__2PRFIN20090915_055826_000000402082_00306_39438_6635.N1	15-SEP-2009 05:58:26	Bright	40.000	90	54Alp Peg	2.4870	11000.	80	39438	No
50	GOM_NL__2PRFIN20090915_060000_000000512082_00306_39438_6636.N1	15-SEP-2009 06:00:00	Bright	50.500	140	88Gam Peg	2.8340	26000.	101	39438	No
51	GOM_NL__2PRFIN20090915_060219_000000412082_00306_39438_6637.N1	15-SEP-2009 06:02:19	Bright	40.500	93	53Bet Peg	2.5200	3100.0	81	39438	No
52	GOM_NL__2PRFIN20090915_060428_000000462082_00306_39438_6638.N1	15-SEP-2009 06:04:28	Bright	46.000	58	21Alp And	2.0730	11000.	92	39438	No
53	GOM_NL__2PRFIN20090915_061237_000000412082_00306_39438_6639.N1	15-SEP-2009 06:12:37	Bright	40.500	74	11Bet Cas	2.2680	6600.0	81	39438	No
54	GOM_NL__2PRFIN20090915_061426_000000432082_00306_39438_6640.N1	15-SEP-2009 06:14:26	Bright	42.500	76	27Gam Cas	2.3000	30000.	85	39438	No
55	GOM_NL__2PRFIN20090915_063645_000000452082_00306_39438_6641.N1	15-SEP-2009 06:36:45	Bright	45.000	24	66Alp Gem	1.5800	10200.	90	39438	No
56	GOM_NL__2PRFIN20090915_063956_000000612082_00306_39438_6642.N1	15-SEP-2009 06:39:56	Tw_i_and_stray	61.000	170	27Eps Gem	3.0000	9700.0	122	39438	No
57	GOM_NL__2PRFIN20090915_064522_000000502082_00306_39438_6643.N1	15-SEP-2009 06:45:22	Twilight	50.000	8	10Alp CMI	0.40000	6500.0	100	39438	No
58	GOM_NL__2PRFIN20090915_065424_000000562082_00306_39438_6644.N1	15-SEP-2009 06:54:24	Dark	56.000	1	9Alp CMA	-1.4400	11000.	112	39438	No
59	GOM_NL__2PRFIN20090915_065639_000000482082_00306_39438_6645.N1	15-SEP-2009 06:56:39	Dark	47.500	23	21Eps CMA	1.5020	26000.	95	39438	No
60	GOM_NL__2PRFIN20090915_070234_000000522082_00306_39438_6646.N1	15-SEP-2009 07:02:34	Dark	52.000	108	Alp Col	2.6520	15200.	104	39438	No
61	GOM_NL__2PRFIN20090915_071439_000000542082_00307_39439_6647.N1	15-SEP-2009 07:14:39	Dark	54.000	157	The1Eri	2.9060	9300.0	108	39439	No
62	GOM_NL__2PRFIN20090915_072807_000000572082_00307_39439_6648.N1	15-SEP-2009 07:28:07	Tw_i_and_stray	57.000	52	16Bet Cet	2.0370	4500.0	114	39439	No
63	GOM_NL__2PRFIN20090915_073902_000000392082_00307_39439_6649.N1	15-SEP-2009 07:39:02	Bright	38.500	90	54Alp Peg	2.4870	11000.	77	39439	No
64	GOM_NL__2PRFIN20090915_074036_000000492082_00307_39439_6650.N1	15-SEP-2009 07:40:36	Bright	49.000	140	88Gam Peg	2.8340	26000.	98	39439	No
65	GOM_NL__2PRFIN20090915_074255_000000422082_00307_39439_6651.N1	15-SEP-2009 07:42:55	Bright	41.500	93	53Bet Peg	2.5200	3100.0	83	39439	No
66	GOM_NL__2PRFIN20090915_074504_000000472082_00307_39439_6652.N1	15-SEP-2009 07:45:04	Bright	46.500	58	21Alp And	2.0730	11000.	93	39439	No
67	GOM_NL__2PRFIN20090915_075312_000000412082_00307_39439_6653.N1	15-SEP-2009 07:53:12	Bright	40.500	74	11Bet Cas	2.2680	6600.0	81	39439	No
68	GOM_NL__2PRFIN20090915_075501_000000442082_00307_39439_6654.N1	15-SEP-2009 07:55:01	Bright	43.500	76	27Gam Cas	2.3000	30000.	87	39439	No
69	GOM_NL__2PRFIN20090915_081721_000000462082_00307_39439_6655.N1	15-SEP-2009 08:17:21	Bright	46.000	24	66Alp Gem	1.5800	10200.	92	39439	No
70	GOM_NL__2PRFIN20090915_082033_000000582082_00307_39439_6656.N1	15-SEP-2009 08:20:33	Tw_i_and_stray	58.000	170	27Eps Gem	3.0000	9700.0	116	39439	No
71	GOM_NL__2PRFIN20090915_082559_000000582082_00307_39439_6657.N1	15-SEP-2009 08:25:59	Twilight	57.500	8	10Alp CMI	0.40000	6500.0	115	39439	No
72	GOM_NL__2PRFIN20090915_083501_000000682082_00307_39439_6658.N1	15-SEP-2009 08:35:01	Dark	68.000	1	9Alp CMA	-1.4400	11000.	136	39439	No
73	GOM_NL__2PRFIN20090915_083716_000000502082_00307_39439_6659.N1	15-SEP-2009 08:37:16	Dark	50.000	23	21Eps CMA	1.5020	26000.	100	39439	No
74	GOM_NL__2PRFIN20090915_084311_000000522082_00307_39439_6660.N1	15-SEP-2009 08:43:11	Dark	51.500	108	Alp Col	2.6520	15200.	103	39439	No
75	GOM_NL__2PRFIN20090915_085516_000000552082_00308_39440_6663.N1	15-SEP-2009 08:55:16	Dark	54.500	157	The1Eri	2.9060	9300.0	109	39440	No
76	GOM_NL__2PRFIN20090915_090843_000000572082_00308_39440_6664.N1	15-SEP-2009 09:08:43	Tw_i_and_stray	57.000	52	16Bet Cet	2.0370	4500.0	114	39440	No
77	GOM_NL__2PRFIN20090915_091938_000000402082_00308_39440_6665.N1	15-SEP-2009 09:19:38	Bright	39.500	90	54Alp Peg	2.4870	11000.	79	39440	No
78	GOM_NL__2PRFIN20090915_092111_000000482082_00308_39440_6666.N1	15-SEP-2009 09:21:11	Bright	48.000	140	88Gam Peg	2.8340	26000.	96	39440	No
79	GOM_NL__2PRFIN20090915_092330_000000422082_00308_39440_6667.N1	15-SEP-2009 09:23:30	Bright	42.000	93	53Bet Peg	2.5200	3100.0	84	39440	No
80	GOM_NL__2PRFIN20090915_092539_000000462082_00308_39440_6668.N1	15-SEP-2009 09:25:39	Bright	46.000	58	21Alp And	2.0730	11000.	92	39440	No
81	GOM_NL__2PRFIN20090915_093348_000000412082_00308_39440_6669.N1	15-SEP-2009 09:33:48	Bright	40.500	74	11Bet Cas	2.2680	6600.0	81	39440	No
82	GOM_NL__2PRFIN20090915_093537_000000442082_00308_39440_6670.N1	15-SEP-2009 09:35:37	Bright	43.500	76	27Gam Cas	2.3000	30000.	87	39440	No
83	GOM_NL__2PRFIN20090915_095757_000000622082_00308_39440_6671.N1	15-SEP-2009 09:57:57	Bright	62.000	24	66Alp Gem	1.5800	10200.	124	39440	No
84	GOM_NL__2PRFIN20090915_100109_000000642082_00308_39440_6672.N1	15-SEP-2009 10:01:09	Tw_i_and_stray	63.500	170	27Eps Gem	3.0000	9700.0	127	39440	No
85	GOM_NL__2PRFIN20090915_100635_000000532082_00308_39440_6673.N1	15-SEP-2009 10:06:35	Twilight	53.000	8	10Alp CMI	0.40000	6500.0	106	39440	No
86	GOM_NL__2PRFIN20090915_101538_000000652082_00308_39440_6674.N1	15-SEP-2009 10:15:38	Dark	64.500	1	9Alp CMA	-1.4400	11000.	129	39440	No
87	GOM_NL__2PRFIN20090915_101753_000000492082_00308_39440_6675.N1	15-SEP-2009 10:17:53	Dark	49.000	23	21Eps CMA	1.5020	26000.	98	39440	No
88	GOM_NL__2PRFIN20090915_102348_000000532082_00308_39440_6676.N1	15-SEP-2009 10:23:48	Dark	52.500	108	Alp Col	2.6520	15200.	105	39440	No
89	GOM_NL__2PRFIN20090915_103552_000000552082_00309_39441_6677.N1	15-SEP-2009 10:35:52	Dark	54.500	157	The1Eri	2.9060	9300.0	109	39441	No
90	GOM_NL__2PRFIN20090915_104919_000000582082_00309_39441_6678.N1	15-SEP-2009 10:49:19	Tw_i_and_stray	57.500	52	16Bet Cet	2.0370	4500.0	115	39441	No
91	GOM_NL__2PRFIN20090915_110013_000000392082_00309_39441_6679.N1	15-SEP-2009 11:00:13	Bright	39.000	90	54Alp Peg	2.4870	11000.	78	39441	No
92	GOM_NL__2PRFIN20090915_110146_000000502082_00309_39441_6680.N1	15-SEP-2009 11:01:46	Bright	49.500	140	88Gam Peg	2.8340	26000.	99	39441	No
93	GOM_NL__2PRFIN20090915_110406_000000392082_00309_39441_6681.N1	15-SEP-2009 11:04:06	Bright	38.500	93	53Bet Peg	2.5200	3100.0	77	39441	No
94	GOM_NL__2PRFIN20090915_110614_000000472082_00309_39441_6682.N1	15-SEP-2009 11:06:14	Bright	47.000	58	21Alp And	2.0730	11000.	94	39441	No
95	GOM_NL__2PRFIN20090915_111423_000000412082_00309_39441_6683.N1	15-SEP-2009 11:14:23	Bright	41.000	74	11Bet Cas	2.2680	6600.0	82	39441	No
96	GOM_NL__2PRFIN20090915_111612_000000432082_00309_39441_6684.N1	15-SEP-2009 11:16:12	Bright	43.000	76	27Gam Cas	2.3000	30000.	86	39441	No
97	GOM_NL__2PRFIN20090915_113833_000000472082_00309_39441_6685.N1	15-SEP-2009 11:38:33	Bright	46.500	24	66Alp Gem	1.5800	10200.	93	39441	No
98	GOM_NL__2PRFIN20090915_114145_000000622082_00309_39441_6686.N1	15-SEP-2009 11:41:45	Tw_i_and_stray	62.000	170	27Eps Gem	3.0000	9700.0	124	39441	No
99	GOM_NL__2PRFIN20090915_114712_000000622082_00309_39441_6687.N1	15-SEP-2009 11:47:12	Twilight	62.000	8	10Alp CMI	0.40000	6500.0	124	39441	No
100	GOM_NL__2PRFIN20090915_115615_000000602082_00309_39441_6688.N1	15-SEP-2009 11:56:15	Dark	59.500	1	9Alp CMA	-1.4400	11000.	119	39441	No
101	GOM_NL__2PRFIN20090915_115829_000000502082_00309_39441_6689.N1	15-SEP-2009 11:58:29	Dark	49.500	23	21Eps CMA	1.5020	26000.	99	39441	No

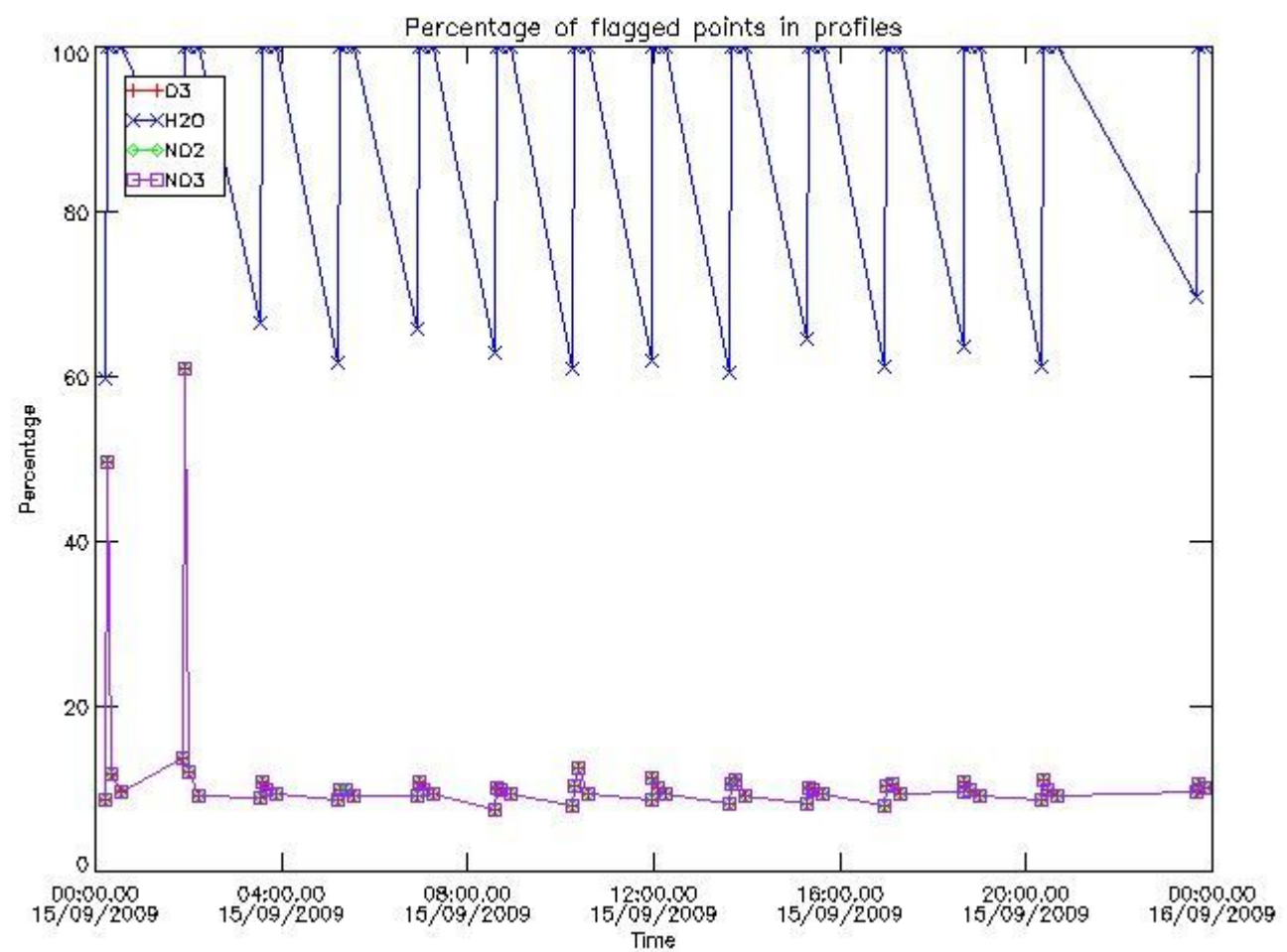
102	GOM_NL__2PRFIN20090915_120425_000000512082_00309_39441_6690.N1	15-SEP-2009 12:04:25	Dark	50.500	108	Alp Col	2.6520	15200.	101	39441	No
103	GOM_NL__2PRFIN20090915_121629_000000542082_00310_39442_6692.N1	15-SEP-2009 12:16:29	Dark	54.000	157	The1Eri	2.9060	9300.0	108	39442	No
104	GOM_NL__2PRFIN20090915_122955_000000572082_00310_39442_6693.N1	15-SEP-2009 12:29:55	Twilight	57.000	52	16Bet Cet	2.0370	4500.0	114	39442	No
105	GOM_NL__2PRFIN20090915_124049_000000392082_00310_39442_6694.N1	15-SEP-2009 12:40:49	Bright	38.500	90	54Alp Peg	2.4870	11000.	77	39442	No
106	GOM_NL__2PRFIN20090915_124221_000000502082_00310_39442_6695.N1	15-SEP-2009 12:42:21	Bright	49.500	140	88Gam Peg	2.8340	26000.	99	39442	No
107	GOM_NL__2PRFIN20090915_124442_000000392082_00310_39442_6696.N1	15-SEP-2009 12:44:42	Bright	39.000	93	53Bet Peg	2.5200	3100.0	78	39442	No
108	GOM_NL__2PRFIN20090915_124649_000000482082_00310_39442_6697.N1	15-SEP-2009 12:46:49	Bright	48.000	58	21Alp And	2.0730	11000.	96	39442	No
109	GOM_NL__2PRFIN20090915_125458_000000412082_00310_39442_6698.N1	15-SEP-2009 12:54:58	Bright	41.000	74	11Bet Cas	2.2680	6600.0	82	39442	No
110	GOM_NL__2PRFIN20090915_125647_000000452082_00310_39442_6699.N1	15-SEP-2009 12:56:47	Bright	44.500	76	27Gam Cas	2.3000	30000.	89	39442	No
111	GOM_NL__2PRFIN20090915_131909_000000622082_00310_39442_6700.N1	15-SEP-2009 13:19:09	Bright	62.000	24	66Alp Gem	1.5800	10200.	124	39442	No
112	GOM_NL__2PRFIN20090915_132221_000000622082_00310_39442_6701.N1	15-SEP-2009 13:22:21	Twilight	62.000	170	27Eps Gem	3.0000	9700.0	124	39442	No
113	GOM_NL__2PRFIN20090915_132748_000000522082_00310_39442_6702.N1	15-SEP-2009 13:27:48	Twilight	52.000	8	10Alp CMi	0.40000	6500.0	104	39442	No
114	GOM_NL__2PRFIN20090915_133652_000000632082_00310_39442_6703.N1	15-SEP-2009 13:36:52	Dark	62.500	1	9Alp CMa	-1.4400	11000.	125	39442	No
115	GOM_NL__2PRFIN20090915_133906_000000482082_00310_39442_6704.N1	15-SEP-2009 13:39:06	Dark	48.000	23	21Eps CMa	1.5020	26000.	96	39442	No
116	GOM_NL__2PRFIN20090915_134502_000000512082_00310_39442_6705.N1	15-SEP-2009 13:45:02	Dark	50.500	108	Alp Col	2.6520	15200.	101	39442	No
117	GOM_NL__2PRFIN20090915_135706_000000552082_00311_39443_6720.N1	15-SEP-2009 13:57:06	Dark	54.500	157	The1Eri	2.9060	9300.0	109	39443	No
118	GOM_NL__2PRFIN20090915_141031_000000592082_00311_39443_6721.N1	15-SEP-2009 14:10:31	Twilight	58.500	52	16Bet Cet	2.0370	4500.0	117	39443	No
119	GOM_NL__2PRFIN20090915_142125_000000392082_00311_39443_6722.N1	15-SEP-2009 14:21:25	Bright	38.500	90	54Alp Peg	2.4870	11000.	77	39443	No
120	GOM_NL__2PRFIN20090915_142257_000000492082_00311_39443_6723.N1	15-SEP-2009 14:22:57	Bright	49.000	140	88Gam Peg	2.8340	26000.	98	39443	No
121	GOM_NL__2PRFIN20090915_142517_000000422082_00311_39443_6724.N1	15-SEP-2009 14:25:17	Bright	42.000	93	53Bet Peg	2.5200	3100.0	84	39443	No
122	GOM_NL__2PRFIN20090915_142724_000000702082_00311_39443_6725.N1	15-SEP-2009 14:27:24	Bright	70.000	58	21Alp And	2.0730	11000.	140	39443	No
123	GOM_NL__2PRFIN20090915_143534_000000412082_00311_39443_6726.N1	15-SEP-2009 14:35:34	Bright	41.000	74	11Bet Cas	2.2680	6600.0	82	39443	No
124	GOM_NL__2PRFIN20090915_143722_000000442082_00311_39443_6727.N1	15-SEP-2009 14:37:22	Bright	43.500	76	27Gam Cas	2.3000	30000.	87	39443	No
125	GOM_NL__2PRFIN20090915_145945_000000442082_00311_39443_6728.N1	15-SEP-2009 14:59:45	Bright	43.500	24	66Alp Gem	1.5800	10200.	87	39443	No
126	GOM_NL__2PRFIN20090915_150258_000000642082_00311_39443_6729.N1	15-SEP-2009 15:02:58	Twilight	63.500	170	27Eps Gem	3.0000	9700.0	127	39443	No
127	GOM_NL__2PRFIN20090915_150824_000000582082_00311_39443_6730.N1	15-SEP-2009 15:08:24	Twilight	57.500	8	10Alp CMi	0.40000	6500.0	115	39443	No
128	GOM_NL__2PRFIN20090915_151729_000000632082_00311_39443_6731.N1	15-SEP-2009 15:17:29	Dark	62.500	1	9Alp CMa	-1.4400	11000.	125	39443	No
129	GOM_NL__2PRFIN20090915_151943_000000512082_00311_39443_6732.N1	15-SEP-2009 15:19:43	Dark	50.500	23	21Eps CMa	1.5020	26000.	101	39443	No
130	GOM_NL__2PRFIN20090915_152539_000000512082_00311_39443_6739.N1	15-SEP-2009 15:25:39	Dark	51.000	108	Alp Col	2.6520	15200.	102	39443	No
131	GOM_NL__2PRFIN20090915_153743_000000542082_00312_39444_6740.N1	15-SEP-2009 15:37:43	Dark	54.000	157	The1Eri	2.9060	9300.0	108	39444	No
132	GOM_NL__2PRFIN20090915_155107_000000582082_00312_39444_6741.N1	15-SEP-2009 15:51:07	Twilight	57.500	52	16Bet Cet	2.0370	4500.0	115	39444	No
133	GOM_NL__2PRFIN20090915_160200_000000392082_00312_39444_6742.N1	15-SEP-2009 16:02:00	Bright	38.500	90	54Alp Peg	2.4870	11000.	77	39444	No
134	GOM_NL__2PRFIN20090915_160332_000000492082_00312_39444_6743.N1	15-SEP-2009 16:03:32	Bright	49.000	140	88Gam Peg	2.8340	26000.	98	39444	No
135	GOM_NL__2PRFIN20090915_160553_000000432082_00312_39444_6744.N1	15-SEP-2009 16:05:53	Bright	42.500	93	53Bet Peg	2.5200	3100.0	85	39444	No
136	GOM_NL__2PRFIN20090915_160800_000000472082_00312_39444_6745.N1	15-SEP-2009 16:08:00	Bright	46.500	58	21Alp And	2.0730	11000.	93	39444	No
137	GOM_NL__2PRFIN20090915_161609_000000402082_00312_39444_6746.N1	15-SEP-2009 16:16:09	Bright	40.000	74	11Bet Cas	2.2680	6600.0	80	39444	No
138	GOM_NL__2PRFIN20090915_161757_000000452082_00312_39444_6747.N1	15-SEP-2009 16:17:57	Bright	44.500	76	27Gam Cas	2.3000	30000.	89	39444	No
139	GOM_NL__2PRFIN20090915_164021_000000622082_00312_39444_6748.N1	15-SEP-2009 16:40:21	Bright	62.000	24	66Alp Gem	1.5800	10200.	124	39444	No
140	GOM_NL__2PRFIN20090915_164334_000000622082_00312_39444_6749.N1	15-SEP-2009 16:43:34	Twilight	61.500	170	27Eps Gem	3.0000	9700.0	123	39444	No
141	GOM_NL__2PRFIN20090915_164901_000000602082_00312_39444_6750.N1	15-SEP-2009 16:49:01	Twilight	60.000	8	10Alp CMi	0.40000	6500.0	120	39444	No
142	GOM_NL__2PRFIN20090915_165806_000000652082_00312_39444_6751.N1	15-SEP-2009 16:58:06	Dark	65.000	1	9Alp CMa	-1.4400	11000.	130	39444	No
143	GOM_NL__2PRFIN20090915_170020_000000502082_00312_39444_6752.N1	15-SEP-2009 17:00:20	Dark	49.500	23	21Eps CMa	1.5020	26000.	99	39444	No
144	GOM_NL__2PRFIN20090915_170617_000000532082_00312_39444_6755.N1	15-SEP-2009 17:06:17	Dark	52.500	108	Alp Col	2.6520	15200.	105	39444	No
145	GOM_NL__2PRFIN20090915_171820_000000542082_00313_39445_6756.N1	15-SEP-2009 17:18:20	Dark	53.500	157	The1Eri	2.9060	9300.0	107	39445	No
146	GOM_NL__2PRFIN20090915_173143_000000582082_00313_39445_6757.N1	15-SEP-2009 17:31:43	Twilight	58.000	52	16Bet Cet	2.0370	4500.0	116	39445	No
147	GOM_NL__2PRFIN20090915_174236_000000392082_00313_39445_6758.N1	15-SEP-2009 17:42:36	Bright	38.500	90	54Alp Peg	2.4870	11000.	77	39445	No
148	GOM_NL__2PRFIN20090915_174408_000000492082_00313_39445_6759.N1	15-SEP-2009 17:44:08	Bright	49.000	140	88Gam Peg	2.8340	26000.	98	39445	No
149	GOM_NL__2PRFIN20090915_174629_000000402082_00313_39445_6760.N1	15-SEP-2009 17:46:29	Bright	40.000	93	53Bet Peg	2.5200	3100.0	80	39445	No
150	GOM_NL__2PRFIN20090915_174835_000000462082_00313_39445_6761.N1	15-SEP-2009 17:48:35	Bright	45.500	58	21Alp And	2.0730	11000.	91	39445	No
151	GOM_NL__2PRFIN20090915_175645_000000602082_00313_39445_6762.N1	15-SEP-2009 17:56:45	Bright	60.000	74	11Bet Cas	2.2680	6600.0	120	39445	No
152	GOM_NL__2PRFIN20090915_175833_000000432082_00313_39445_6763.N1	15-SEP-2009 17:58:33	Bright	43.000	76	27Gam Cas	2.3000	30000.	86	39445	No
153	GOM_NL__2PRFIN20090915_182057_000000452082_00313_39445_6764.N1	15-SEP-2009 18:20:57	Bright	45.000	24	66Alp Gem	1.5800	10200.	90	39445	No
154	GOM_NL__2PRFIN20090915_182410_000000662082_00313_39445_6765.N1	15-SEP-2009 18:24:10	Twilight	65.500	170	27Eps Gem	3.0000	9700.0	131	39445	No
155	GOM_NL__2PRFIN20090915_182938_000000552082_00313_39445_6766.N1	15-SEP-2009 18:29:38	Twilight	55.000	8	10Alp CMi	0.40000	6500.0	110	39445	No
156	GOM_NL__2PRFIN20090915_183843_000000582082_00313_39445_6767.N1	15-SEP-2009 18:38:43	Dark	58.000	1	9Alp CMa	-1.4400	11000.	116	39445	No
157	GOM_NL__2PRFIN20090915_184056_000000482082_00313_39445_6768.N1	15-SEP-2009 18:40:56	Dark	47.500	23	21Eps CMa	1.5020	26000.	95	39445	No
158	GOM_NL__2PRFIN20090915_184654_000000512082_00313_39445_6791.N1	15-SEP-2009 18:46:54	Dark	51.000	108	Alp Col	2.6520	15200.	102	39445	No
159	GOM_NL__2PRFIN20090915_185857_000000552082_00314_39446_6792.N1	15-SEP-2009 18:58:57	Dark	54.500	157	The1Eri	2.9060	9300.0	109	39446	No
160	GOM_NL__2PRFIN20090915_191219_000000582082_00314_39446_6793.N1	15-SEP-2009 19:12:19	Twilight	57.500	52	16Bet Cet	2.0370	4500.0	115	39446	No

161	GOM_NL__2PRFIN20090915_192312_000000402082_00314_39446_6794.N1	15-SEP-2009 19:23:12	Bright	39.500	90	54Alp Peg	2.4870	11000.	79	39446	No
162	GOM_NL__2PRFIN20090915_192443_000000492082_00314_39446_6795.N1	15-SEP-2009 19:24:43	Bright	48.500	140	88Gam Peg	2.8340	26000.	97	39446	No
163	GOM_NL__2PRFIN20090915_192704_000000412082_00314_39446_6796.N1	15-SEP-2009 19:27:04	Bright	41.000	93	53Bet Peg	2.5200	3100.0	82	39446	No
164	GOM_NL__2PRFIN20090915_192910_000000472082_00314_39446_6797.N1	15-SEP-2009 19:29:10	Bright	47.000	58	21Alp And	2.0730	11000.	94	39446	No
165	GOM_NL__2PRFIN20090915_193720_000000422082_00314_39446_6798.N1	15-SEP-2009 19:37:20	Bright	41.500	74	11Bet Cas	2.2680	6600.0	83	39446	No
166	GOM_NL__2PRFIN20090915_193908_000000432082_00314_39446_6799.N1	15-SEP-2009 19:39:08	Bright	43.000	76	27Gam Cas	2.3000	30000.	86	39446	No
167	GOM_NL__2PRFIN20090915_200133_000000612082_00314_39446_6800.N1	15-SEP-2009 20:01:33	Bright	60.500	24	66Alp Gem	1.5800	10200.	121	39446	No
168	GOM_NL__2PRFIN20090915_200446_000000612082_00314_39446_6801.N1	15-SEP-2009 20:04:46	Twilight	60.500	170	27Eps Gem	3.0000	9700.0	121	39446	No
169	GOM_NL__2PRFIN20090915_201014_000000542082_00314_39446_6802.N1	15-SEP-2009 20:10:14	Twilight	54.000	8	10Alp CMi	0.40000	6500.0	108	39446	No
170	GOM_NL__2PRFIN20090915_201920_000000592082_00314_39446_6803.N1	15-SEP-2009 20:19:20	Dark	58.500	1	9Alp CMa	-1.4400	11000.	117	39446	No
171	GOM_NL__2PRFIN20090915_202133_000000462082_00314_39446_6804.N1	15-SEP-2009 20:21:33	Dark	46.000	23	21Eps CMa	1.5020	26000.	92	39446	No
172	GOM_NL__2PRFIN20090915_202731_000000522082_00315_39447_6806.N1	15-SEP-2009 20:27:31	Dark	52.000	108	Alp Col	2.6520	15200.	104	39447	No
173	GOM_NL__2PRFIN20090915_203934_000000552082_00315_39447_6807.N1	15-SEP-2009 20:39:34	Dark	54.500	157	The1Eri	2.9060	9300.0	109	39447	No
174	GOM_NL__2PRFIN20090915_205255_000000582082_00315_39447_6808.N1	15-SEP-2009 20:52:55	Twilight	58.000	52	16Bet Cet	2.0370	4500.0	116	39447	No
175	GOM_NL__2PRFIN20090915_210348_000000392082_00315_39447_6809.N1	15-SEP-2009 21:03:48	Bright	38.500	90	54Alp Peg	2.4870	11000.	77	39447	No
176	GOM_NL__2PRFIN20090915_210518_000000482082_00315_39447_6810.N1	15-SEP-2009 21:05:18	Bright	48.000	140	88Gam Peg	2.8340	26000.	96	39447	No
177	GOM_NL__2PRFIN20090915_210740_000000402082_00315_39447_6811.N1	15-SEP-2009 21:07:40	Bright	40.000	93	53Bet Peg	2.5200	3100.0	80	39447	No
178	GOM_NL__2PRFIN20090915_210946_000000452082_00315_39447_6812.N1	15-SEP-2009 21:09:46	Bright	45.000	58	21Alp And	2.0730	11000.	90	39447	No
179	GOM_NL__2PRFIN20090915_211756_000000052082_00315_39447_6813.N1	15-SEP-2009 21:17:56	Straylight	5.0000	74	11Bet Cas	2.2680	6600.0	10	39447	No
180	GOM_NL__2PRFIN20090915_211944_000000422082_00315_39447_6814.N1	15-SEP-2009 21:19:44	Bright	41.500	76	27Gam Cas	2.3000	30000.	83	39447	No
181	GOM_NL__2PRFIN20090915_224816_000000412082_00316_39448_6823.N1	15-SEP-2009 22:48:16	Bright	41.000	93	53Bet Peg	2.5200	3100.0	82	39448	No
182	GOM_NL__2PRFIN20090915_225021_000000462082_00316_39448_6824.N1	15-SEP-2009 22:50:21	Bright	46.000	58	21Alp And	2.0730	11000.	92	39448	No
183	GOM_NL__2PRFIN20090915_225831_000000392082_00316_39448_6825.N1	15-SEP-2009 22:58:31	Bright	38.500	74	11Bet Cas	2.2680	6600.0	77	39448	No
184	GOM_NL__2PRFIN20090915_230019_000000442082_00316_39448_6826.N1	15-SEP-2009 23:00:19	Bright	43.500	76	27Gam Cas	2.3000	30000.	87	39448	No
185	GOM_NL__2PRFIN20090915_232246_000000632082_00316_39448_6827.N1	15-SEP-2009 23:22:46	Bright	63.000	24	66Alp Gem	1.5800	10200.	126	39448	No
186	GOM_NL__2PRFIN20090915_232559_000000562082_00316_39448_6828.N1	15-SEP-2009 23:25:59	Twilight	56.000	170	27Eps Gem	3.0000	9700.0	112	39448	No
187	GOM_NL__2PRFIN20090915_233127_000000612082_00316_39448_6829.N1	15-SEP-2009 23:31:27	Twilight	60.500	8	10Alp CMi	0.40000	6500.0	121	39448	No
188	GOM_NL__2PRFIN20090915_234034_000000632082_00316_39448_6830.N1	15-SEP-2009 23:40:34	Dark	63.000	1	9Alp CMa	-1.4400	11000.	126	39448	No
189	GOM_NL__2PRFIN20090915_234247_000000492082_00316_39448_6831.N1	15-SEP-2009 23:42:47	Dark	48.500	23	21Eps CMa	1.5020	26000.	97	39448	No
190	GOM_NL__2PRFIN20090915_234845_000000502082_00317_39449_6843.N1	15-SEP-2009 23:48:45	Dark	50.000	108	Alp Col	2.6520	15200.	100	39449	No

3. Quality information per product


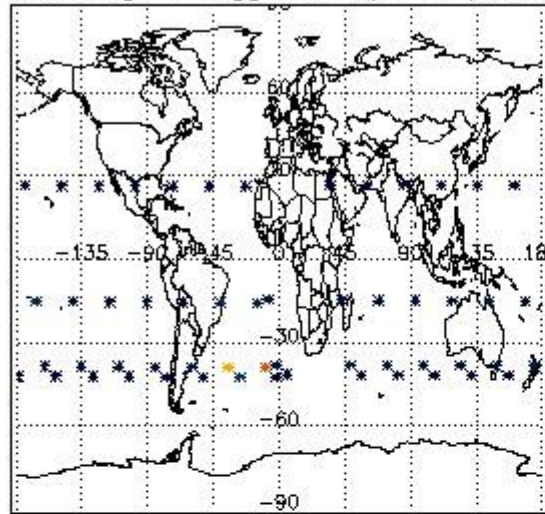
In this section it is plotted some information contained in the Quality Summary data set of the level 2 products. Only products in dark limb conditions and without errors (error flag in the MPH set to "0") are used.

3.1 Plot quality information per product (time dependant)

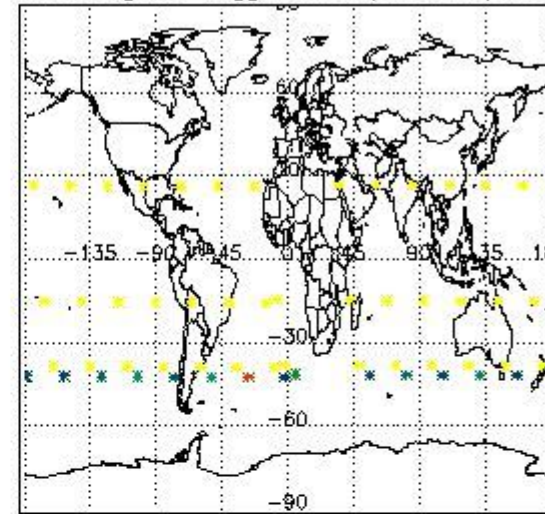


3.2 Plot quality information per product (world map)


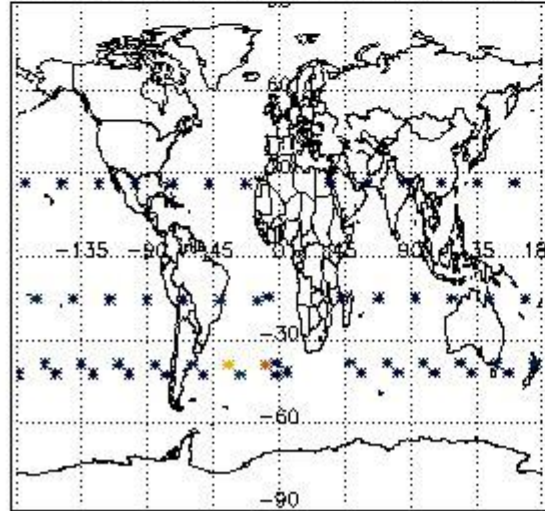
Percentage of flagged data per O3 profile



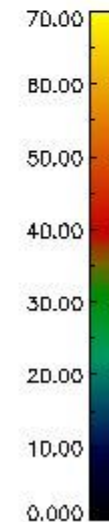
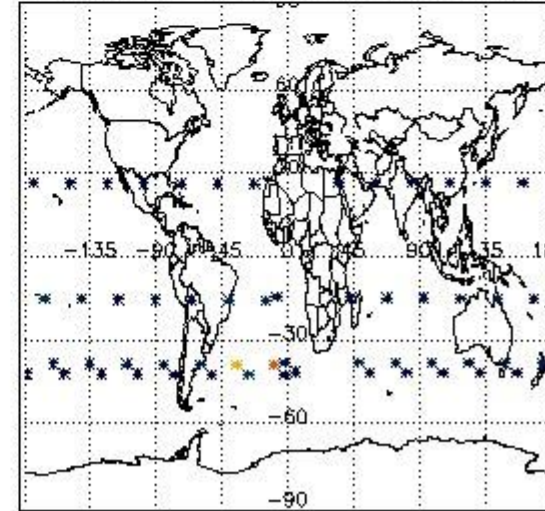
Percentage of flagged data per H2O profile



Percentage of flagged data per NO2 profile



Percentage of flagged data per NO3 profile

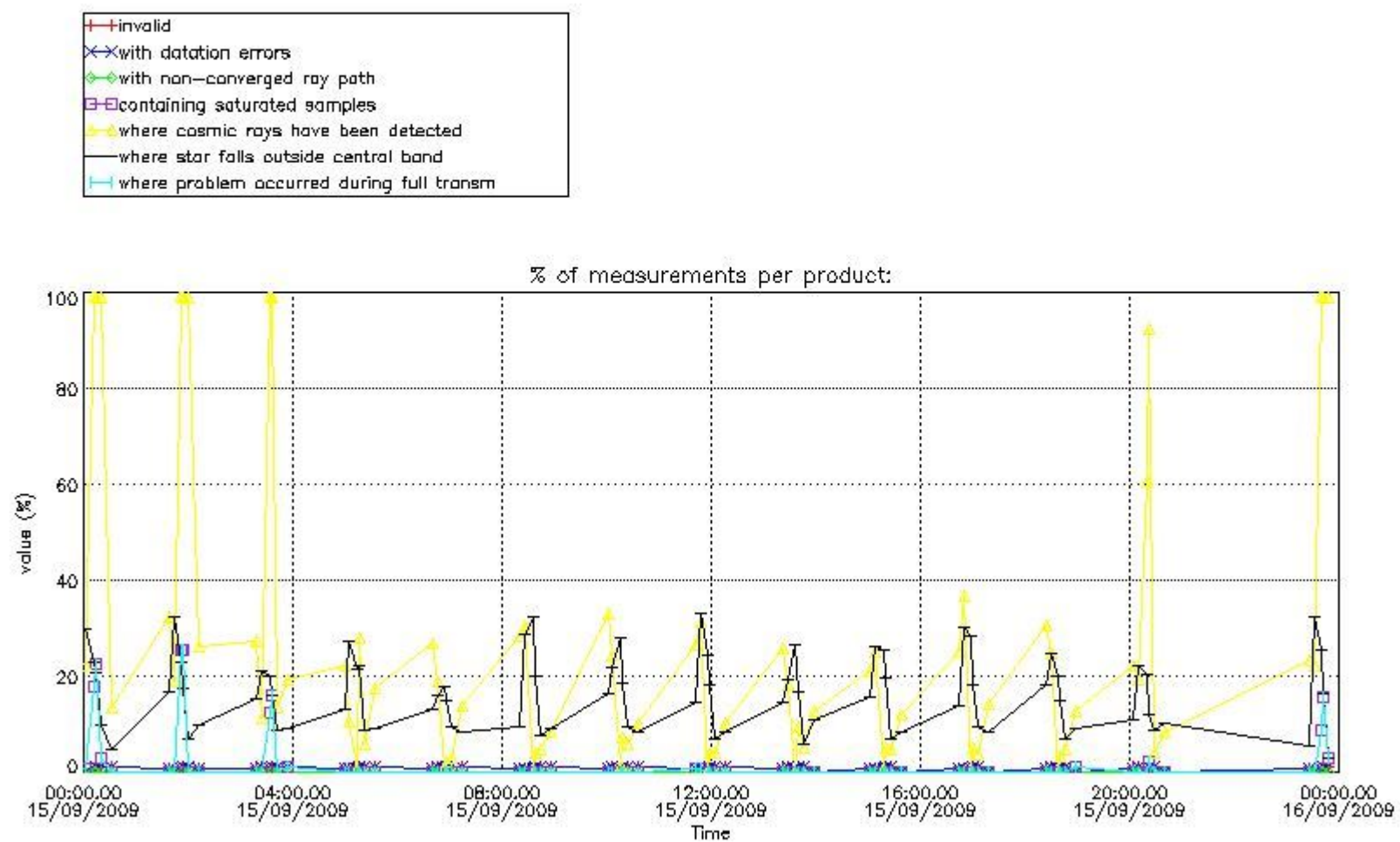


4. Level 1 quality information per product

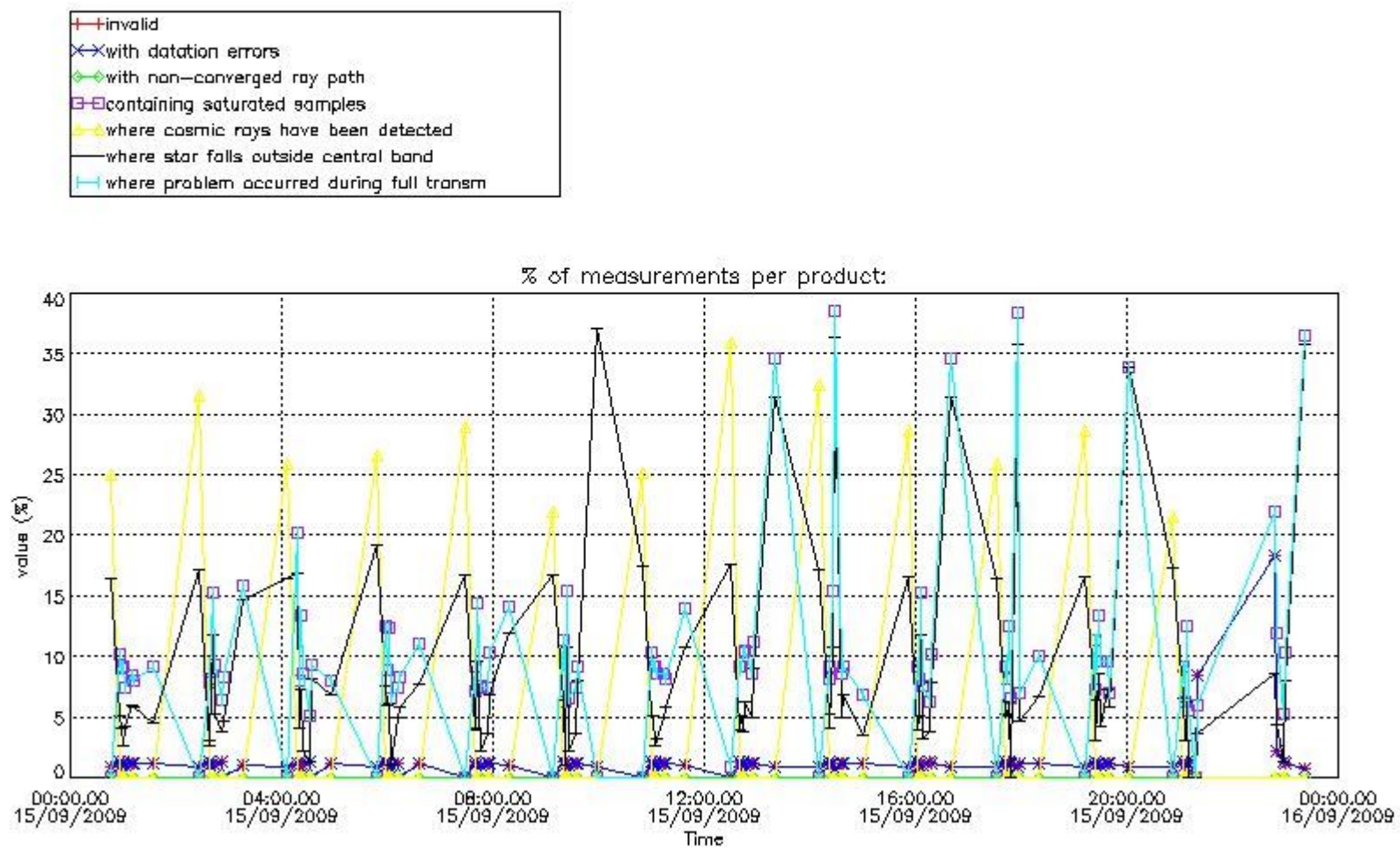
In this section it is plotted some information contained in the Quality Summary data set of the level 2 products that comes from the level 1b processing. Products without errors (error flag in the MPH set to "0") are used.

4.1 Plot quality information per product (time dependant) coming from level 1b processing

4.1.1 Plot level 1 quality information per product (time dependant): ENVISAT ASCENDING passes



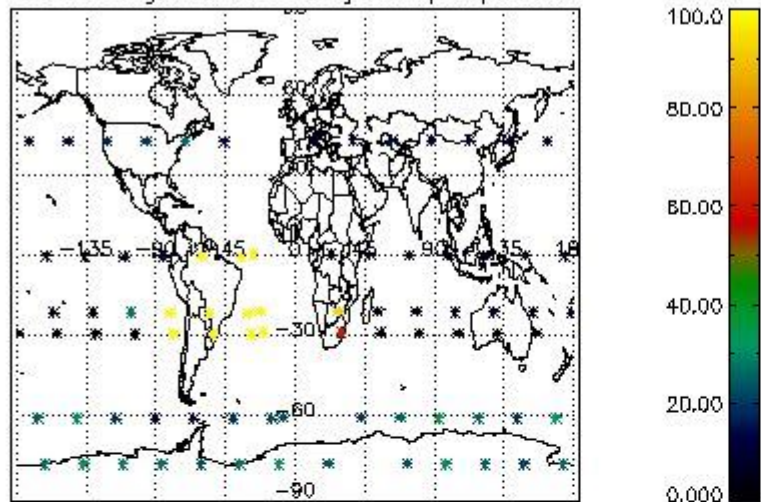
4.1.2 Plot level 1 quality information per product (time dependant): ENVI SAT DESCENDING passes



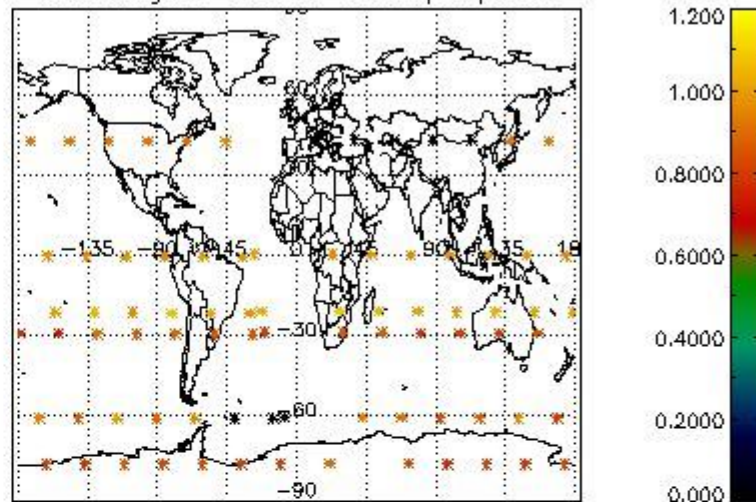
4.2 Plot quality information per product coming from level 1b processing (world map)

4.2.1 Plot level 1 quality information per product (world map): ENVISAT ASCENDING passes

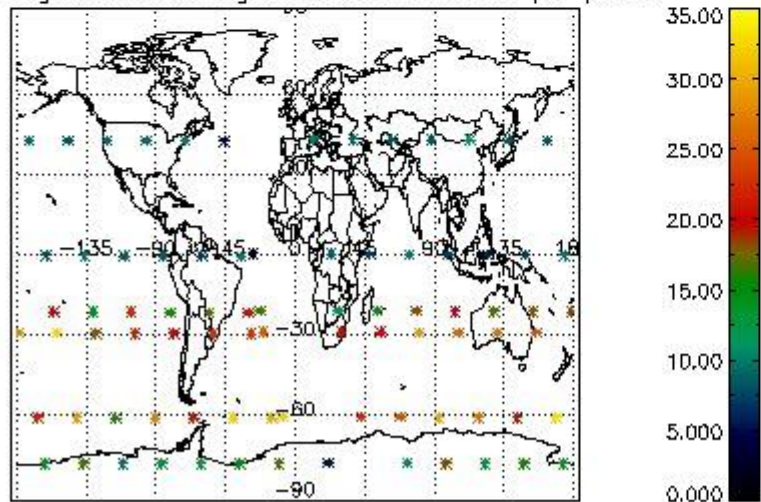
Percentage of cosmic ray hits per profile



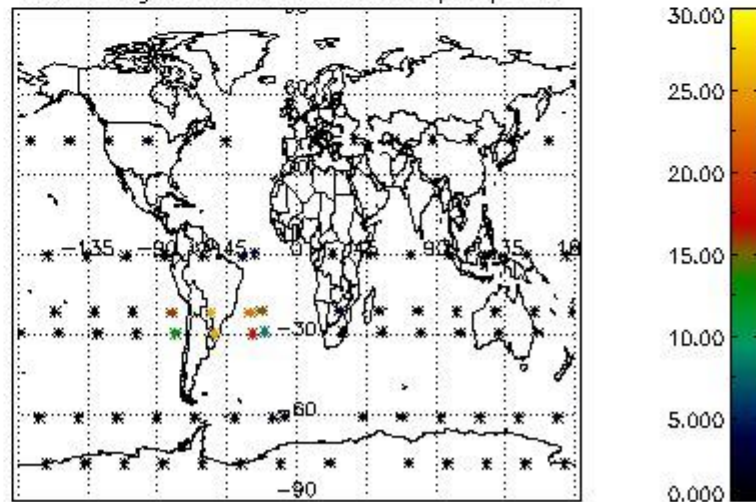
Percentage of datation errors per profile



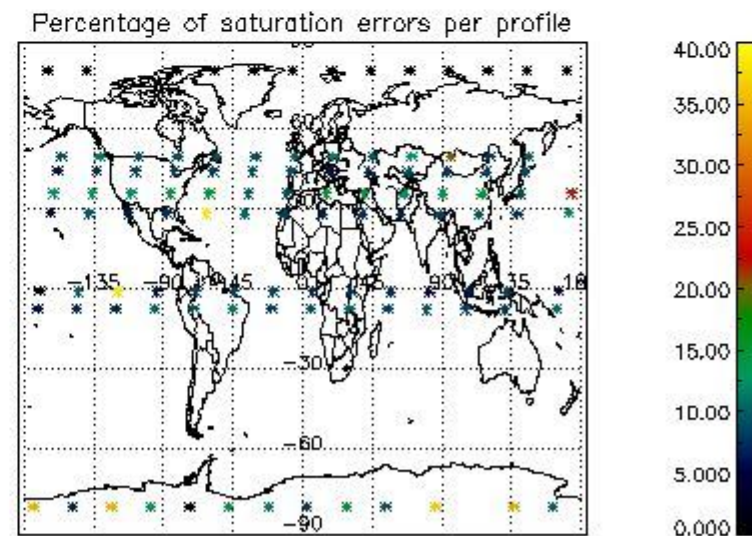
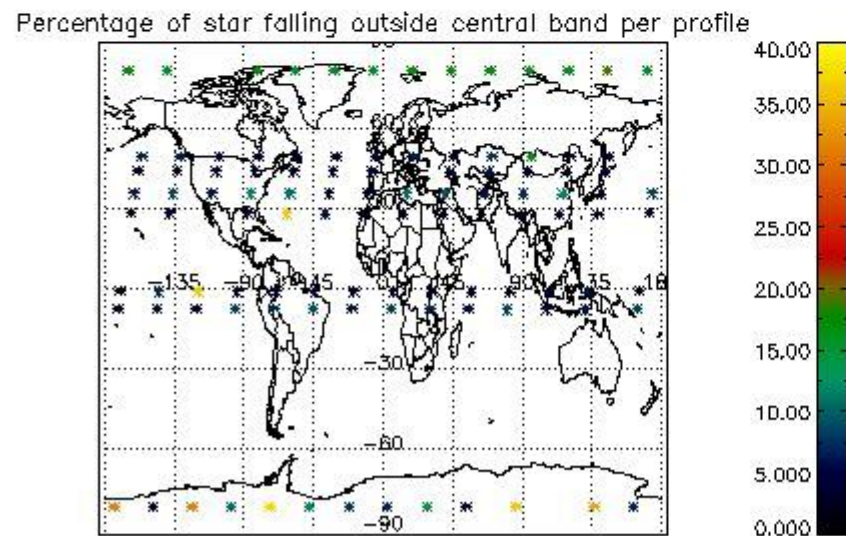
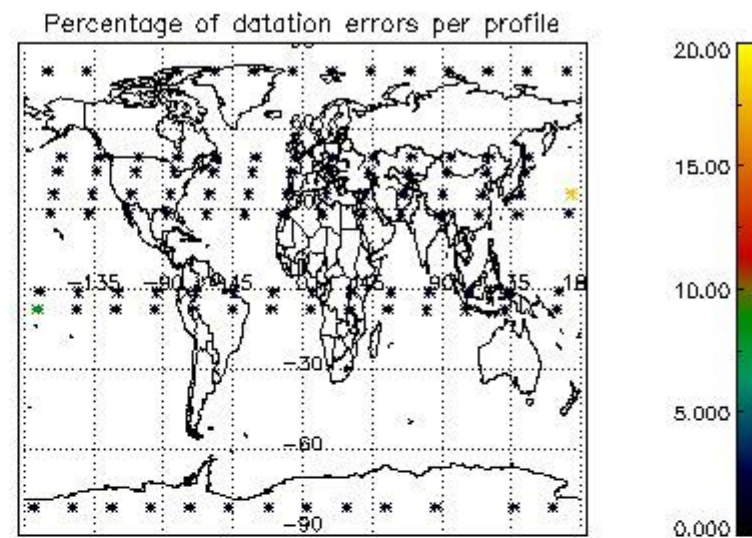
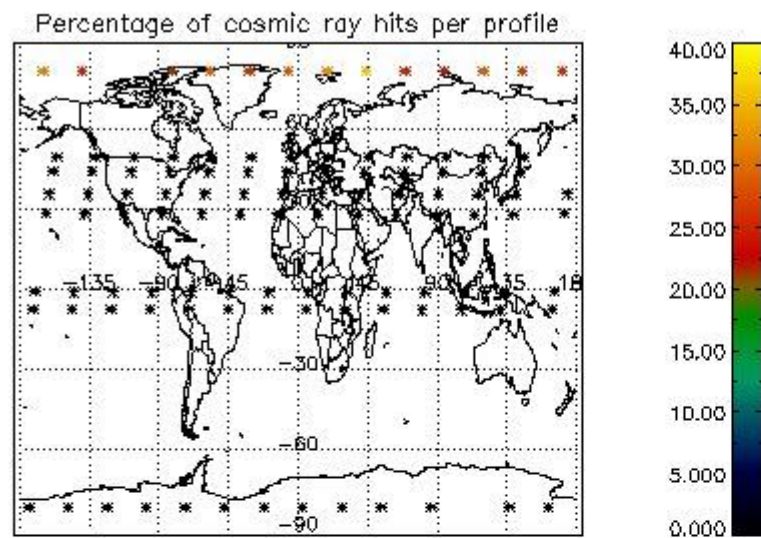
Percentage of star falling outside central band per profile



Percentage of saturation errors per profile



4.2.2 Plot level 1 quality information per product (world map): ENVISAT DESCENDING passes



5. Trace gas profiles

5.1 Ozone statistics based on quality of products

The final quality of the products can be "measured" using the STD (Standard Deviation) attached to every point profile. This information is written to the parameter GOM_NL__2P/NL_LOCAL_SPECIES_DENSITY/o3_std of the level 2 products. The table below shows the statistics for given STD ranges.

The statistics are given with respect to the overall valid production:

- Products without fatal errors: GOM_NL__2P/MPH/PRODUCT_ERR=0
- Valid point profile: GOM_NL__2P/NL_LOCAL_SPECIES_DENSITY/pcd(0)=0

The 'Criteria' is applied to valid points of dark limb products:

- Products in dark limb illumination condition: GOM_NL__2P/NL_SUMMARY_QUALITY/obs_ill_cond=0
- Products without fatal errors: GOM_NL__2P/MPH/PRODUCT_ERR=0
- Valid point profile: GOM_NL__2P/NL_LOCAL_SPECIES_DENSITY/pcd(0)=0

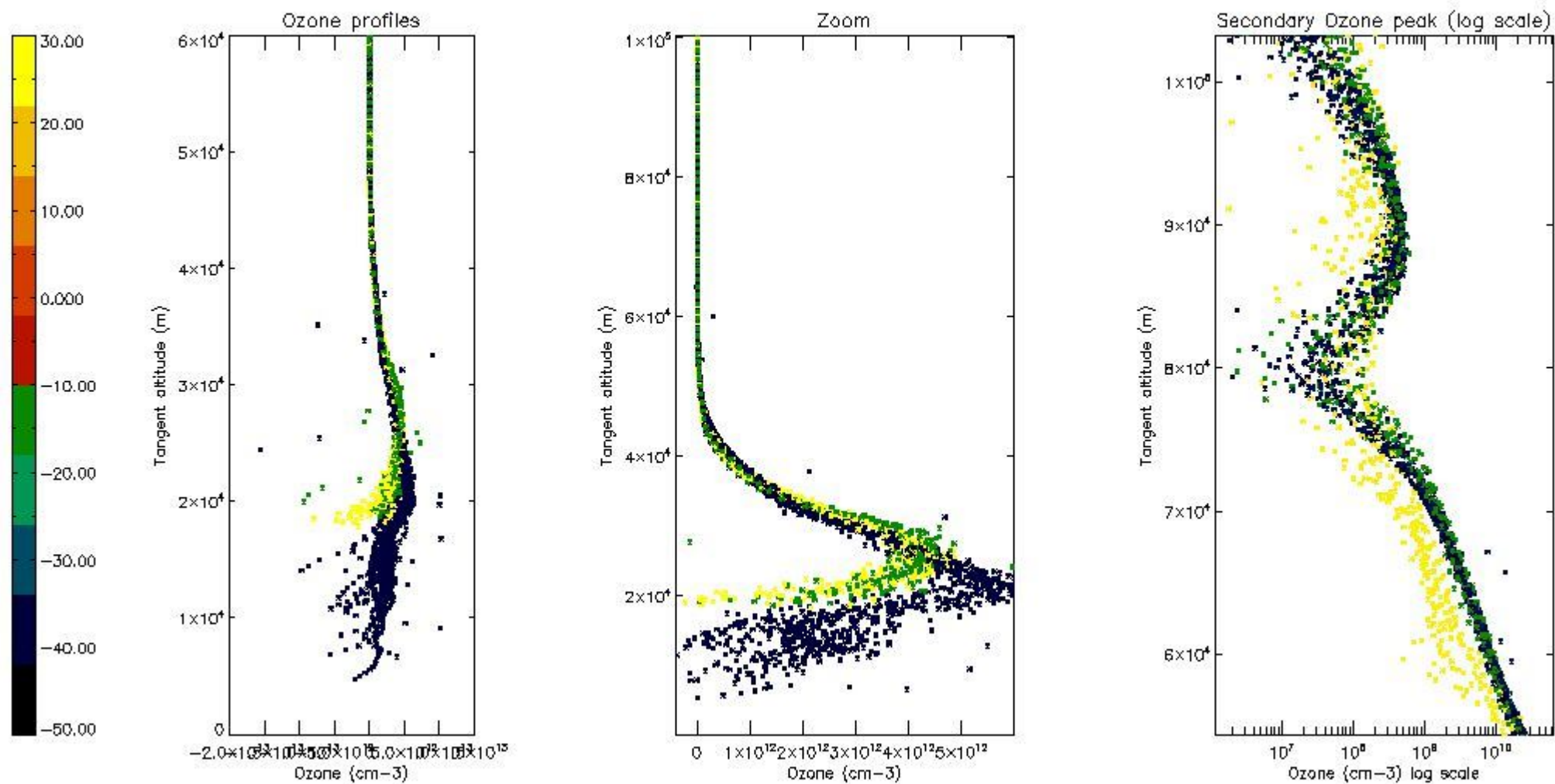
So, the table below shows the percentage of dark limb and valid observations for each criteria with respect to the overall valid daily observations.

Criteria	% of total production
All STD	31
STD < 20	19

STD < 10	17
STD < 5	12

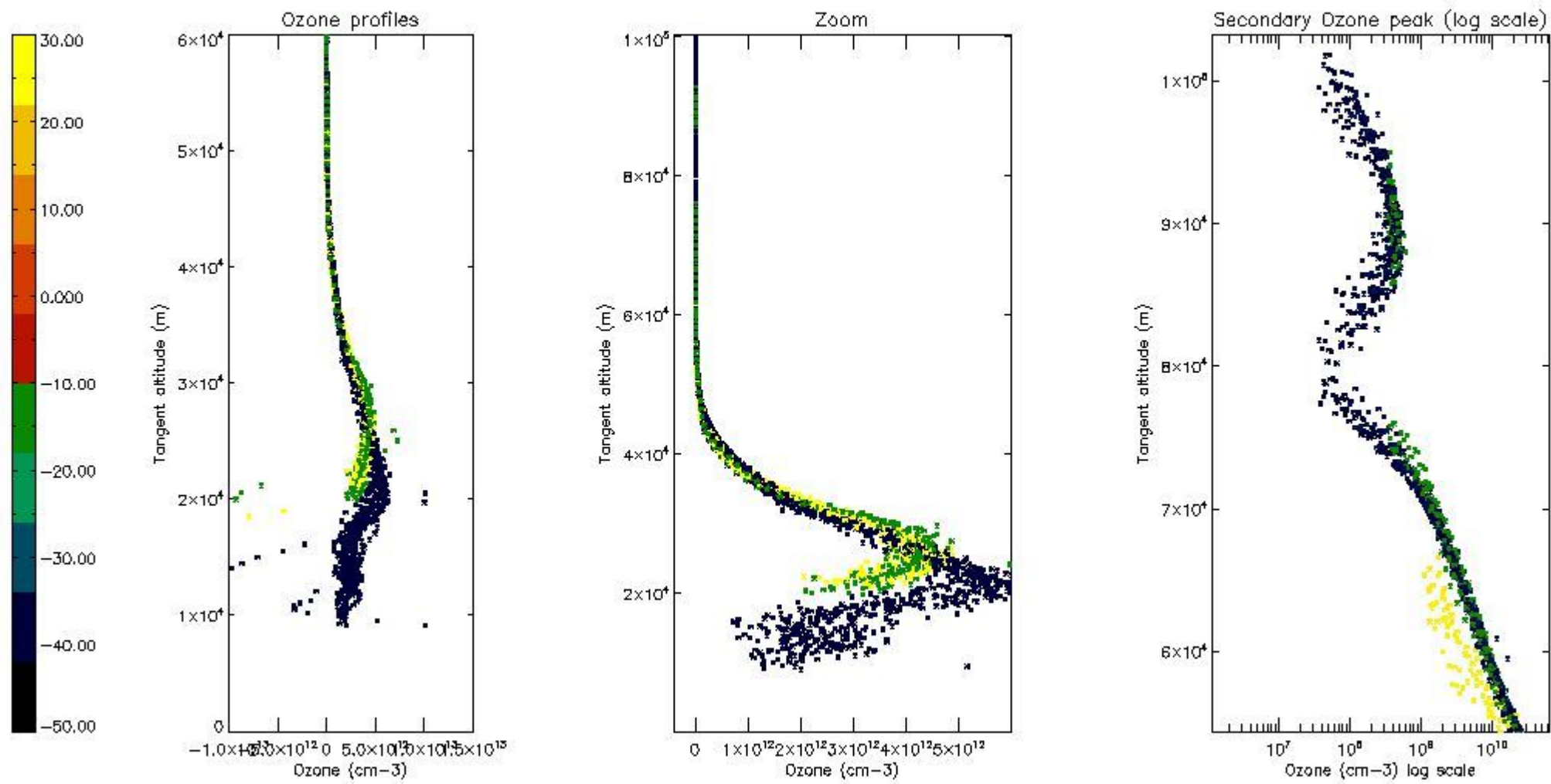
5.2 Plot ozone profiles for all STD (dark without errors)

The colorbar represents the latitude.



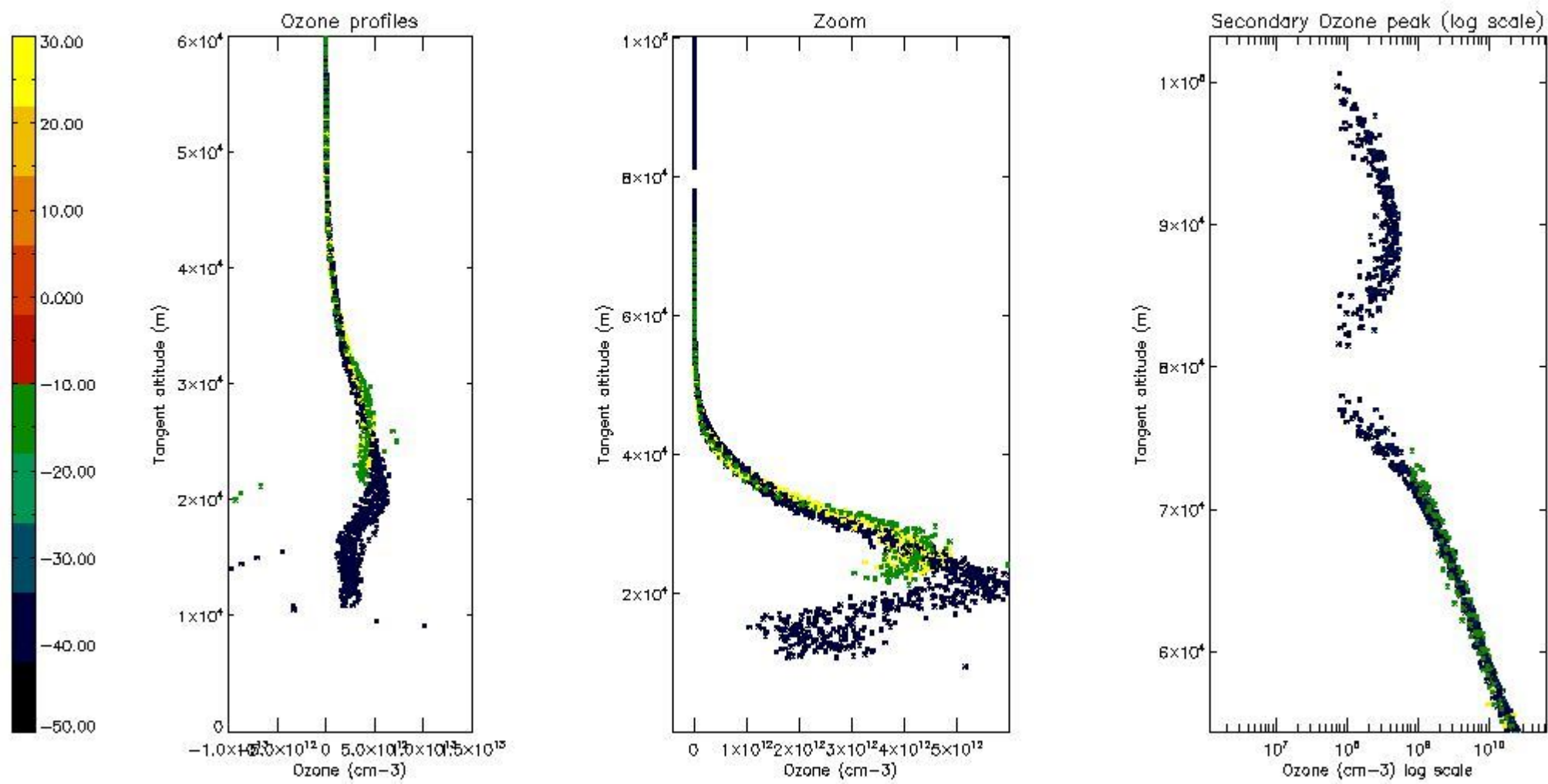
5.3 Plot ozone profiles where STD < 20% (dark without errors)

The colorbar represents the latitude.



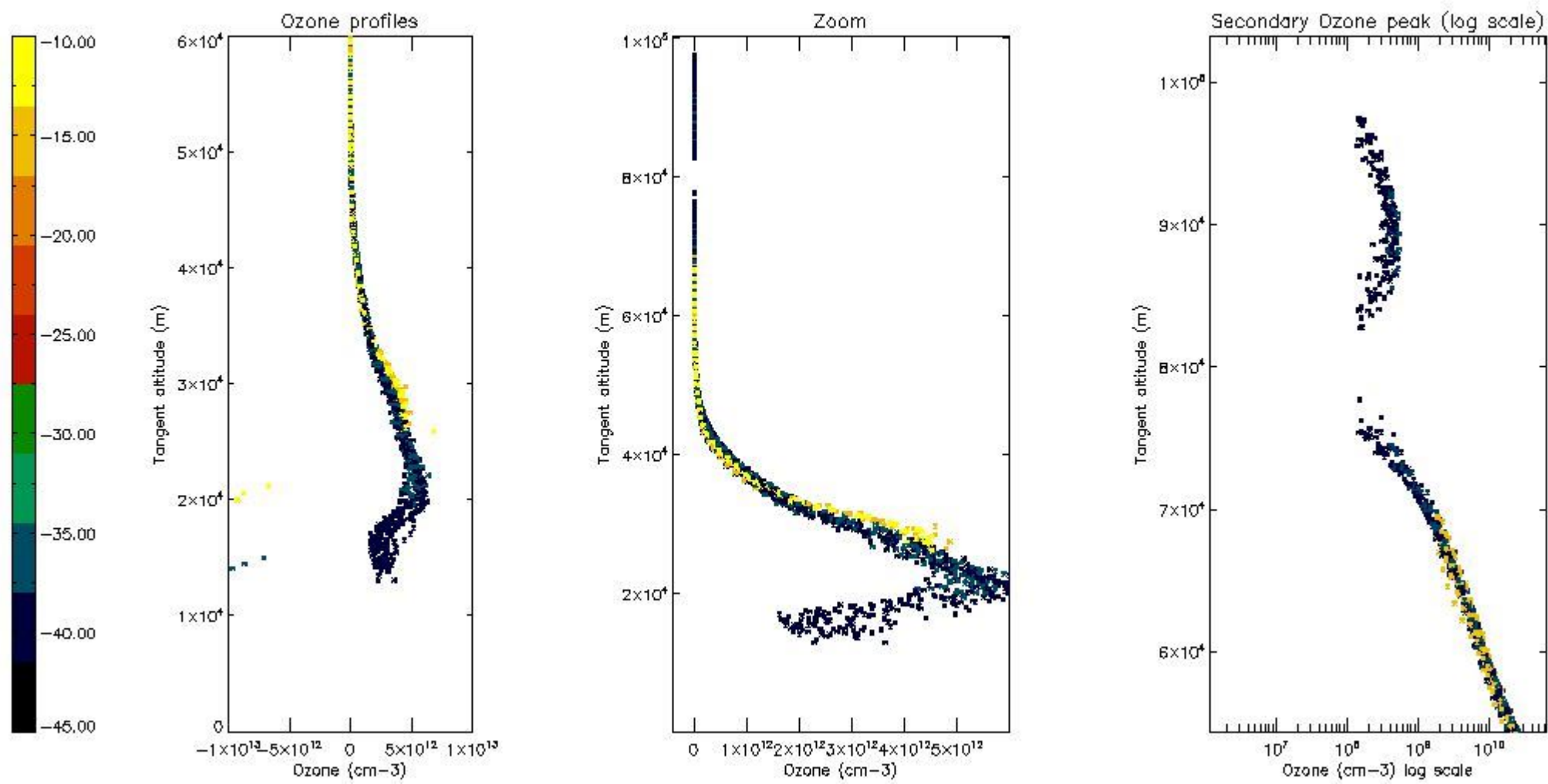
5.4 Plot ozone profiles where STD < 10% (dark without errors)

The colorbar represents the latitude.



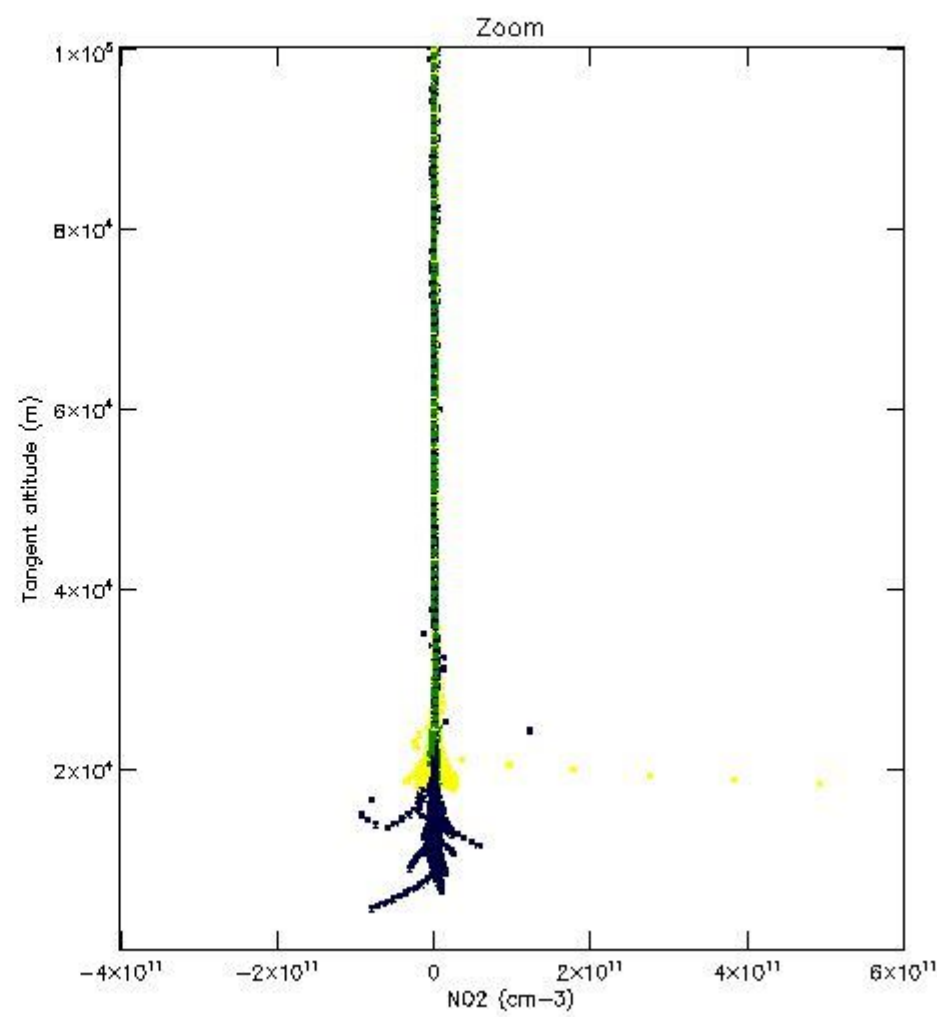
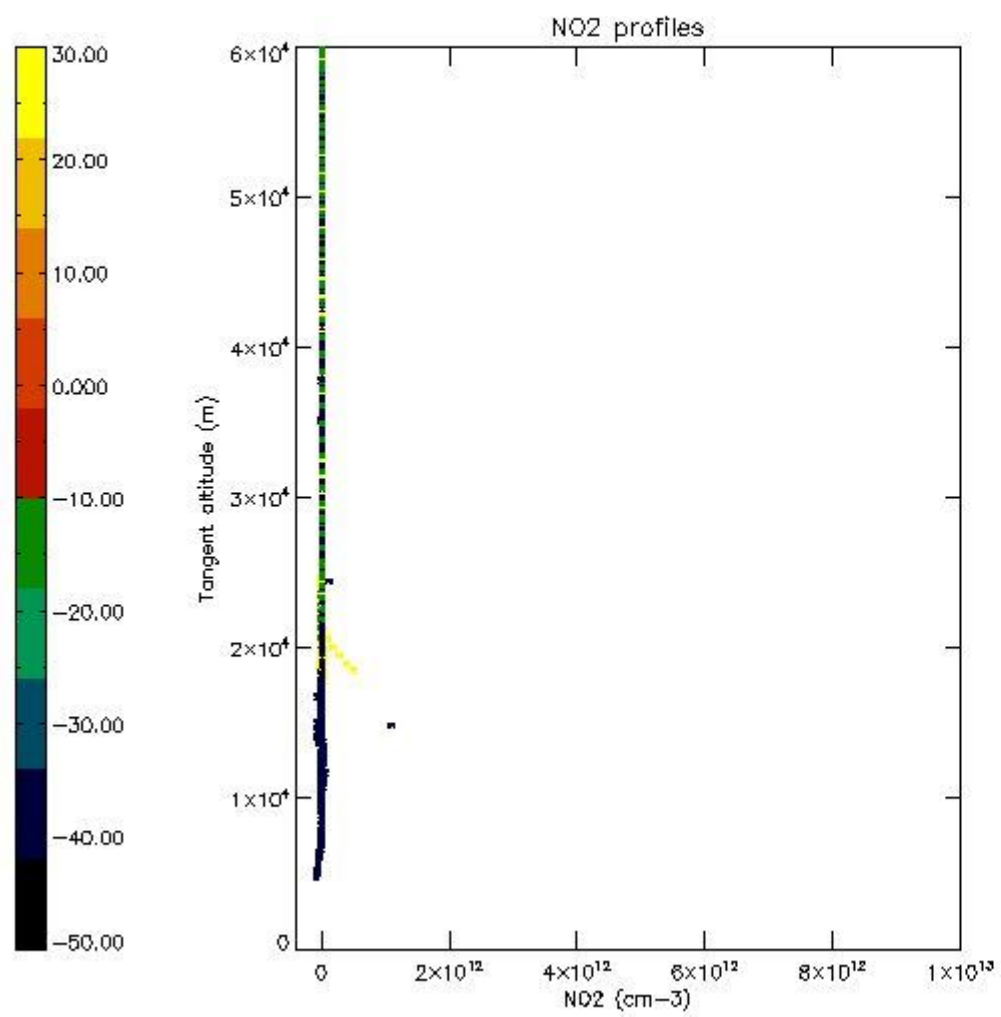
5.5 Plot ozone profiles where STD < 5% (dark without errors)

The colorbar represents the latitude.



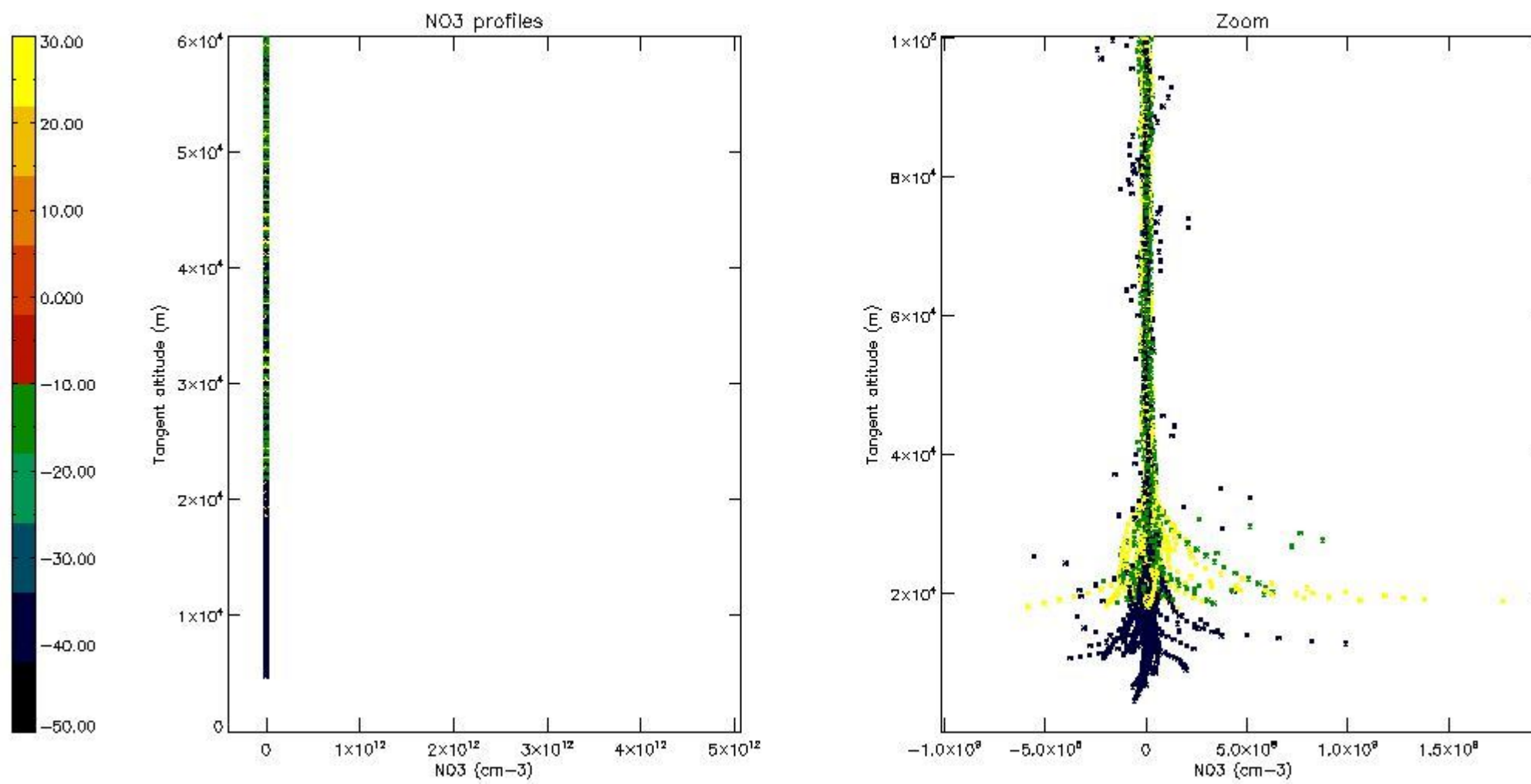
5.6 Plot NO₂ profiles for all STD (dark without errors)

The colorbar represents the latitude.



5.7 Plot NO3 profiles for all STD (dark without errors)

The colorbar represents the latitude.



6. Auxiliary Data Files used for the production reported in section 2

The number reported in the third column indicates since which file (see list in section 2) the corresponding auxiliary file has been used. The fourth column is the date of those product files.

Type	Auxiliary Filename	Used since product	Used since product date
INST_PHYS_CHARACTERISTICS	GOM_INS_AXVIEC20091111_143220_20030716_120000_20500101_000000	1	15-SEP-2009 00:02:57
LEVEL-2_PROC_CONFIG	GOM_PR2_AXVIEC20091111_152718_20020301_000000_20500101_000000	1	15-SEP-2009 00:02:57
CROSS_SECTIONS_FILE	GOM_CRS_AXVIEC20091111_154832_20020301_000000_20500101_000000	1	15-SEP-2009 00:02:57

GOMOS Level 2 Daily Report

SUMMARY

[1. General Info](#)

[2. Summary of processed GOM_NL_2P products](#)

[3. Level 2 Quality information per product](#)

[3.1 Plot of level 2 quality information per product \(time dependant\)](#)

[3.2 Plot of level 2 quality information per product \(world map\)](#)

[4. Level 1 Quality information per product \(stored on level 2 products\)](#)

[4.1 Plot of level 1 quality information per product \(time dependant\)](#)

[4.1.1 Plot of level 1 quality information per product \(time dependant\): ASCENDING](#)

[4.1.2 Plot of level 1 quality information per product \(time dependant\): DESCENDING](#)

[4.2 Plot of level 1 quality information per product \(world map\)](#)

[4.2.1 Plot of level 1 quality information per product \(world map\): ASCENDING](#)

[4.2.2 Plot of level 1 quality information per product \(world map\): DESCENDING](#)

[5. Ozone profiles based on quality statistics and other trace gas profiles](#)

[5.1 Ozone statistics based on quality of products](#)

[5.2 Plot ozone profiles for all STD \(dark without errors\)](#)

[5.3 Plot ozone profiles where STD < 20% \(dark without errors\)](#)

[5.4. Plot ozone profiles where STD < 10% \(dark without errors\)](#)

[5.5. Plot ozone profiles where STD < 5% \(dark without errors\)](#)

[5.6 Plot NO2 profiles for all STD \(dark without errors\)](#)

[5.7 Plot NO3 profiles for all STD \(dark without errors\)](#)

[5.8 Plot H2O profiles \(only for occultations of stars 1,2,3,4,13,14,16,26,63 dark without errors\) for all STD](#)

[6. Auxiliary Data Files used for the production reported in section 2](#)

This report presents the daily analysis on parameters extracted from GOMOS level 2 data (GOM_NL__2P). It is intended to monitor some important parameters that will impact the quality of these products. A list of level 2 products (and content) that have arrived during the reporting day to the PCF is also given.

Item	Value
Time of report generation	26APR2013 12:45:42
Data source version	GOMOS/6.01
Start time of products	15-09-2009 (15SEP2009 00:00:00)
Stop time of products	16-09-2009 (16SEP2009 00:00:00)
Store outputs in DB	Yes
Nb of level 2 prods	190
Nb of prods with errors	0

2. Summary of processed GOM_NL__2P products.

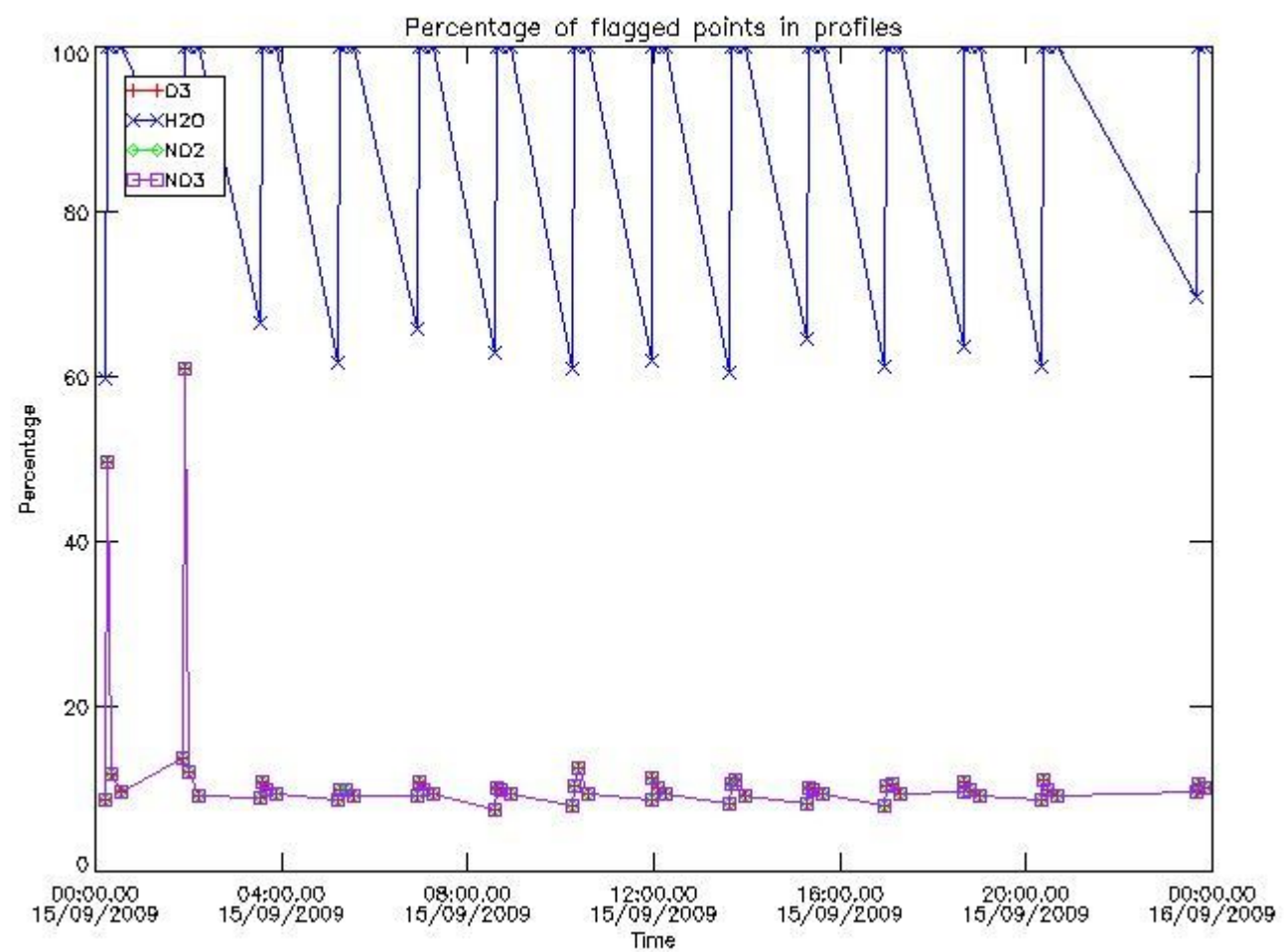
Nr	Filename	UTC Start time	Limb	Duration	Star Id	Star Name	Star Mag	Star Temp	Nb Meas	Orbit	Prod. error
1	GOM_NL__2PRFIN20090915_000257_000000592082_00302_39434_6560.N1	15-SEP-2009 00:02:57	Twilight	58.500	8	10Alp CMi	0.40000	6500.0	117	39434	No
2	GOM_NL__2PRFIN20090915_001156_000000592082_00302_39434_6561.N1	15-SEP-2009 00:11:56	Dark	59.000	1	9Alp CMa	-1.4400	11000.	118	39434	No
3	GOM_NL__2PRFIN20090915_001412_000000512082_00302_39434_6562.N1	15-SEP-2009 00:14:12	Dark	51.000	23	21Eps CMa	1.5020	26000.	102	39434	No
4	GOM_NL__2PRFIN20090915_002005_000000522082_00302_39434_6563.N1	15-SEP-2009 00:20:05	Dark	51.500	108	Alp Col	2.6520	15200.	103	39434	No
5	GOM_NL__2PRFIN20090915_003211_000000532082_00303_39435_6570.N1	15-SEP-2009 00:32:11	Dark	52.500	157	The1Eri	2.9060	9300.0	105	39435	No
6	GOM_NL__2PRFIN20090915_004542_000000582082_00303_39435_6571.N1	15-SEP-2009 00:45:42	Twilight	58.000	52	16Bet Cet	2.0370	4500.0	116	39435	No
7	GOM_NL__2PRFIN20090915_005639_000000402082_00303_39435_6572.N1	15-SEP-2009 00:56:39	Bright	39.500	90	54Alp Peg	2.4870	11000.	79	39435	No
8	GOM_NL__2PRFIN20090915_005814_000000502082_00303_39435_6573.N1	15-SEP-2009 00:58:14	Bright	50.000	140	88Gam Peg	2.8340	26000.	100	39435	No
9	GOM_NL__2PRFIN20090915_010032_000000392082_00303_39435_6574.N1	15-SEP-2009 01:00:32	Bright	38.500	93	53Bet Peg	2.5200	3100.0	77	39435	No
10	GOM_NL__2PRFIN20090915_010243_000000482082_00303_39435_6575.N1	15-SEP-2009 01:02:43	Bright	47.500	58	21Alp And	2.0730	11000.	95	39435	No
11	GOM_NL__2PRFIN20090915_011050_000000422082_00303_39435_6576.N1	15-SEP-2009 01:10:50	Bright	41.500	74	11Bet Cas	2.2680	6600.0	83	39435	No
12	GOM_NL__2PRFIN20090915_011239_000000442082_00303_39435_6577.N1	15-SEP-2009 01:12:39	Bright	43.500	76	27Gam Cas	2.3000	30000.	87	39435	No
13	GOM_NL__2PRFIN20090915_013457_000000442082_00303_39435_6578.N1	15-SEP-2009 01:34:57	Bright	44.000	24	66Alp Gem	1.5800	10200.	88	39435	No
14	GOM_NL__2PRFIN20090915_013807_000000632082_00303_39435_6579.N1	15-SEP-2009 01:38:07	Twilight	63.000	170	27Eps Gem	3.0000	9700.0	126	39435	No
15	GOM_NL__2PRFIN20090915_014333_000000612082_00303_39435_6580.N1	15-SEP-2009 01:43:33	Twilight	60.500	8	10Alp CMi	0.40000	6500.0	121	39435	No
16	GOM_NL__2PRFIN20090915_015233_000000592082_00303_39435_6581.N1	15-SEP-2009 01:52:33	Dark	59.000	1	9Alp CMa	-1.4400	11000.	118	39435	No
17	GOM_NL__2PRFIN20090915_015449_000000492082_00303_39435_6582.N1	15-SEP-2009 01:54:49	Dark	49.000	23	21Eps CMa	1.5020	26000.	98	39435	No
18	GOM_NL__2PRFIN20090915_020042_000000512082_00303_39435_6583.N1	15-SEP-2009 02:00:42	Dark	50.500	108	Alp Col	2.6520	15200.	101	39435	No
19	GOM_NL__2PRFIN20090915_021248_000000562082_00304_39436_6605.N1	15-SEP-2009 02:12:48	Dark	55.500	157	The1Eri	2.9060	9300.0	111	39436	No
20	GOM_NL__2PRFIN20090915_022618_000000592082_00304_39436_6606.N1	15-SEP-2009 02:26:18	Twilight	58.500	52	16Bet Cet	2.0370	4500.0	117	39436	No
21	GOM_NL__2PRFIN20090915_023714_000000392082_00304_39436_6607.N1	15-SEP-2009 02:37:14	Bright	38.500	90	54Alp Peg	2.4870	11000.	77	39436	No
22	GOM_NL__2PRFIN20090915_023850_000000502082_00304_39436_6608.N1	15-SEP-2009 02:38:50	Bright	49.500	140	88Gam Peg	2.8340	26000.	99	39436	No
23	GOM_NL__2PRFIN20090915_024108_000000432082_00304_39436_6609.N1	15-SEP-2009 02:41:08	Bright	42.500	93	53Bet Peg	2.5200	3100.0	85	39436	No
24	GOM_NL__2PRFIN20090915_024318_000000482082_00304_39436_6610.N1	15-SEP-2009 02:43:18	Bright	48.000	58	21Alp And	2.0730	11000.	96	39436	No
25	GOM_NL__2PRFIN20090915_025126_000000402082_00304_39436_6611.N1	15-SEP-2009 02:51:26	Bright	39.500	74	11Bet Cas	2.2680	6600.0	79	39436	No
26	GOM_NL__2PRFIN20090915_025315_000000432082_00304_39436_6612.N1	15-SEP-2009 02:53:15	Bright	42.500	76	27Gam Cas	2.3000	30000.	85	39436	No
27	GOM_NL__2PRFIN20090915_031533_000000482082_00304_39436_6613.N1	15-SEP-2009 03:15:33	Bright	47.500	24	66Alp Gem	1.5800	10200.	95	39436	No
28	GOM_NL__2PRFIN20090915_031843_000000632082_00304_39436_6614.N1	15-SEP-2009 03:18:43	Twilight	62.500	170	27Eps Gem	3.0000	9700.0	125	39436	No
29	GOM_NL__2PRFIN20090915_032409_000000532082_00304_39436_6615.N1	15-SEP-2009 03:24:09	Twilight	52.500	8	10Alp CMi	0.40000	6500.0	105	39436	No
30	GOM_NL__2PRFIN20090915_033310_000000572082_00304_39436_6616.N1	15-SEP-2009 03:33:10	Dark	57.000	1	9Alp CMa	-1.4400	11000.	114	39436	No
31	GOM_NL__2PRFIN20090915_033526_000000472082_00304_39436_6617.N1	15-SEP-2009 03:35:26	Dark	47.000	23	21Eps CMa	1.5020	26000.	94	39436	No
32	GOM_NL__2PRFIN20090915_034120_000000522082_00304_39436_6618.N1	15-SEP-2009 03:41:20	Dark	52.000	108	Alp Col	2.6520	15200.	104	39436	No
33	GOM_NL__2PRFIN20090915_035325_000000552082_00305_39437_6619.N1	15-SEP-2009 03:53:25	Dark	54.500	157	The1Eri	2.9060	9300.0	109	39437	No
34	GOM_NL__2PRFIN20090915_040654_000000582082_00305_39437_6620.N1	15-SEP-2009 04:06:54	Twilight	58.000	52	16Bet Cet	2.0370	4500.0	116	39437	No
35	GOM_NL__2PRFIN20090915_041750_000000452082_00305_39437_6621.N1	15-SEP-2009 04:17:50	Bright	44.500	90	54Alp Peg	2.4870	11000.	89	39437	No
36	GOM_NL__2PRFIN20090915_041925_000000502082_00305_39437_6622.N1	15-SEP-2009 04:19:25	Bright	50.000	140	88Gam Peg	2.8340	26000.	100	39437	No
37	GOM_NL__2PRFIN20090915_042143_000000412082_00305_39437_6623.N1	15-SEP-2009 04:21:43	Bright	41.000	93	53Bet Peg	2.5200	3100.0	82	39437	No
38	GOM_NL__2PRFIN20090915_042353_000000472082_00305_39437_6624.N1	15-SEP-2009 04:23:53	Bright	47.000	58	21Alp And	2.0730	11000.	94	39437	No
39	GOM_NL__2PRFIN20090915_043201_000000402082_00305_39437_6625.N1	15-SEP-2009 04:32:01	Bright	39.500	74	11Bet Cas	2.2680	6600.0	79	39437	No
40	GOM_NL__2PRFIN20090915_043350_000000432082_00305_39437_6626.N1	15-SEP-2009 04:33:50	Bright	43.000	76	27Gam Cas	2.3000	30000.	86	39437	No
41	GOM_NL__2PRFIN20090915_045609_000000442082_00305_39437_6627.N1	15-SEP-2009 04:56:09	Bright	43.500	24	66Alp Gem	1.5800	10200.	87	39437	No
42	GOM_NL__2PRFIN20090915_045920_000000612082_00305_39437_6628.N1	15-SEP-2009 04:59:20	Twilight	60.500	170	27Eps Gem	3.0000	9700.0	121	39437	No

161	GOM_NL__2PRFIN20090915_192312_000000402082_00314_39446_6794.N1	15-SEP-2009 19:23:12	Bright	39.500	90	54Alp Peg	2.4870	11000.	79	39446	No
162	GOM_NL__2PRFIN20090915_192443_000000492082_00314_39446_6795.N1	15-SEP-2009 19:24:43	Bright	48.500	140	88Gam Peg	2.8340	26000.	97	39446	No
163	GOM_NL__2PRFIN20090915_192704_000000412082_00314_39446_6796.N1	15-SEP-2009 19:27:04	Bright	41.000	93	53Bet Peg	2.5200	3100.0	82	39446	No
164	GOM_NL__2PRFIN20090915_192910_000000472082_00314_39446_6797.N1	15-SEP-2009 19:29:10	Bright	47.000	58	21Alp And	2.0730	11000.	94	39446	No
165	GOM_NL__2PRFIN20090915_193720_000000422082_00314_39446_6798.N1	15-SEP-2009 19:37:20	Bright	41.500	74	11Bet Cas	2.2680	6600.0	83	39446	No
166	GOM_NL__2PRFIN20090915_193908_000000432082_00314_39446_6799.N1	15-SEP-2009 19:39:08	Bright	43.000	76	27Gam Cas	2.3000	30000.	86	39446	No
167	GOM_NL__2PRFIN20090915_200133_000000612082_00314_39446_6800.N1	15-SEP-2009 20:01:33	Bright	60.500	24	66Alp Gem	1.5800	10200.	121	39446	No
168	GOM_NL__2PRFIN20090915_200446_000000612082_00314_39446_6801.N1	15-SEP-2009 20:04:46	Twilight	60.500	170	27Eps Gem	3.0000	9700.0	121	39446	No
169	GOM_NL__2PRFIN20090915_201014_000000542082_00314_39446_6802.N1	15-SEP-2009 20:10:14	Twilight	54.000	8	10Alp CMi	0.40000	6500.0	108	39446	No
170	GOM_NL__2PRFIN20090915_201920_000000592082_00314_39446_6803.N1	15-SEP-2009 20:19:20	Dark	58.500	1	9Alp CMa	-1.4400	11000.	117	39446	No
171	GOM_NL__2PRFIN20090915_202133_000000462082_00314_39446_6804.N1	15-SEP-2009 20:21:33	Dark	46.000	23	21Eps CMa	1.5020	26000.	92	39446	No
172	GOM_NL__2PRFIN20090915_202731_000000522082_00315_39447_6806.N1	15-SEP-2009 20:27:31	Dark	52.000	108	Alp Col	2.6520	15200.	104	39447	No
173	GOM_NL__2PRFIN20090915_203934_000000552082_00315_39447_6807.N1	15-SEP-2009 20:39:34	Dark	54.500	157	The1Eri	2.9060	9300.0	109	39447	No
174	GOM_NL__2PRFIN20090915_205255_000000582082_00315_39447_6808.N1	15-SEP-2009 20:52:55	Twilight	58.000	52	16Bet Cet	2.0370	4500.0	116	39447	No
175	GOM_NL__2PRFIN20090915_210348_000000392082_00315_39447_6809.N1	15-SEP-2009 21:03:48	Bright	38.500	90	54Alp Peg	2.4870	11000.	77	39447	No
176	GOM_NL__2PRFIN20090915_210518_000000482082_00315_39447_6810.N1	15-SEP-2009 21:05:18	Bright	48.000	140	88Gam Peg	2.8340	26000.	96	39447	No
177	GOM_NL__2PRFIN20090915_210740_000000402082_00315_39447_6811.N1	15-SEP-2009 21:07:40	Bright	40.000	93	53Bet Peg	2.5200	3100.0	80	39447	No
178	GOM_NL__2PRFIN20090915_210946_000000452082_00315_39447_6812.N1	15-SEP-2009 21:09:46	Bright	45.000	58	21Alp And	2.0730	11000.	90	39447	No
179	GOM_NL__2PRFIN20090915_211756_000000052082_00315_39447_6813.N1	15-SEP-2009 21:17:56	Straylight	5.0000	74	11Bet Cas	2.2680	6600.0	10	39447	No
180	GOM_NL__2PRFIN20090915_211944_000000422082_00315_39447_6814.N1	15-SEP-2009 21:19:44	Bright	41.500	76	27Gam Cas	2.3000	30000.	83	39447	No
181	GOM_NL__2PRFIN20090915_224816_000000412082_00316_39448_6823.N1	15-SEP-2009 22:48:16	Bright	41.000	93	53Bet Peg	2.5200	3100.0	82	39448	No
182	GOM_NL__2PRFIN20090915_225021_000000462082_00316_39448_6824.N1	15-SEP-2009 22:50:21	Bright	46.000	58	21Alp And	2.0730	11000.	92	39448	No
183	GOM_NL__2PRFIN20090915_225831_000000392082_00316_39448_6825.N1	15-SEP-2009 22:58:31	Bright	38.500	74	11Bet Cas	2.2680	6600.0	77	39448	No
184	GOM_NL__2PRFIN20090915_230019_000000442082_00316_39448_6826.N1	15-SEP-2009 23:00:19	Bright	43.500	76	27Gam Cas	2.3000	30000.	87	39448	No
185	GOM_NL__2PRFIN20090915_232246_000000632082_00316_39448_6827.N1	15-SEP-2009 23:22:46	Bright	63.000	24	66Alp Gem	1.5800	10200.	126	39448	No
186	GOM_NL__2PRFIN20090915_232559_000000562082_00316_39448_6828.N1	15-SEP-2009 23:25:59	Twilight	56.000	170	27Eps Gem	3.0000	9700.0	112	39448	No
187	GOM_NL__2PRFIN20090915_233127_000000612082_00316_39448_6829.N1	15-SEP-2009 23:31:27	Twilight	60.500	8	10Alp CMi	0.40000	6500.0	121	39448	No
188	GOM_NL__2PRFIN20090915_234034_000000632082_00316_39448_6830.N1	15-SEP-2009 23:40:34	Dark	63.000	1	9Alp CMa	-1.4400	11000.	126	39448	No
189	GOM_NL__2PRFIN20090915_234247_000000492082_00316_39448_6831.N1	15-SEP-2009 23:42:47	Dark	48.500	23	21Eps CMa	1.5020	26000.	97	39448	No
190	GOM_NL__2PRFIN20090915_234845_000000502082_00317_39449_6843.N1	15-SEP-2009 23:48:45	Dark	50.000	108	Alp Col	2.6520	15200.	100	39449	No

3. Quality information per product


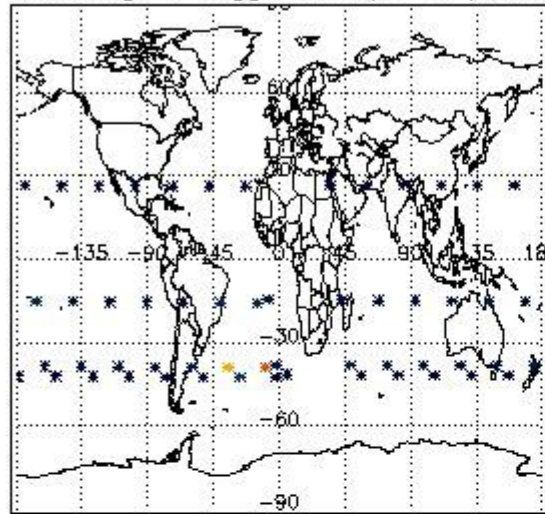
In this section it is plotted some information contained in the Quality Summary data set of the level 2 products. Only products in dark limb conditions and without errors (error flag in the MPH set to "0") are used.

3.1 Plot quality information per product (time dependant)

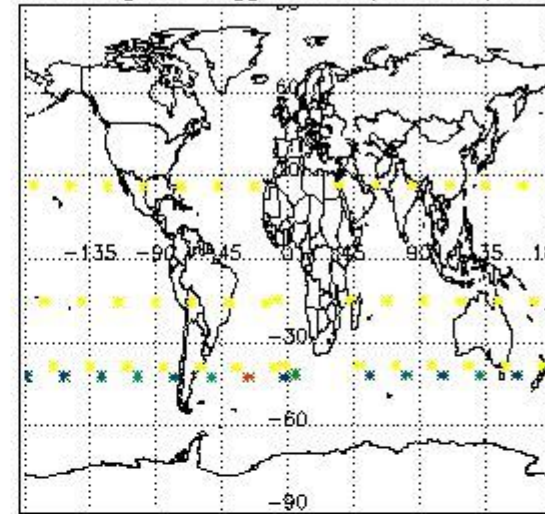


3.2 Plot quality information per product (world map)


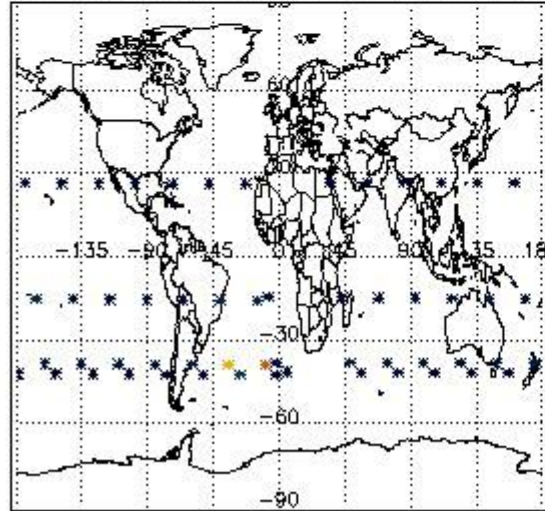
Percentage of flagged data per O3 profile



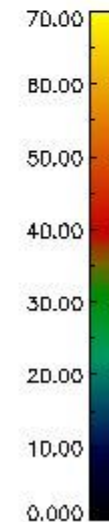
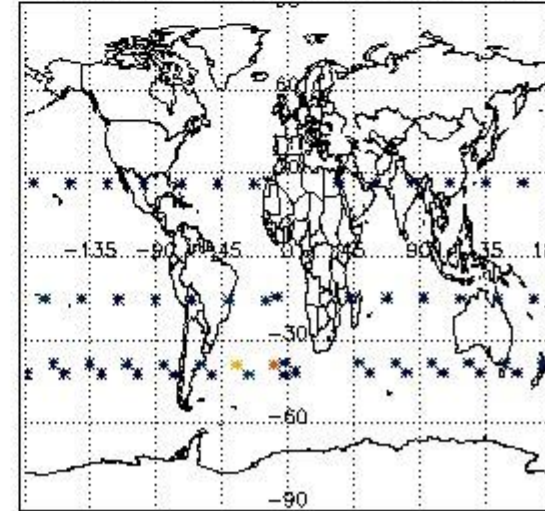
Percentage of flagged data per H2O profile



Percentage of flagged data per NO2 profile



Percentage of flagged data per NO3 profile

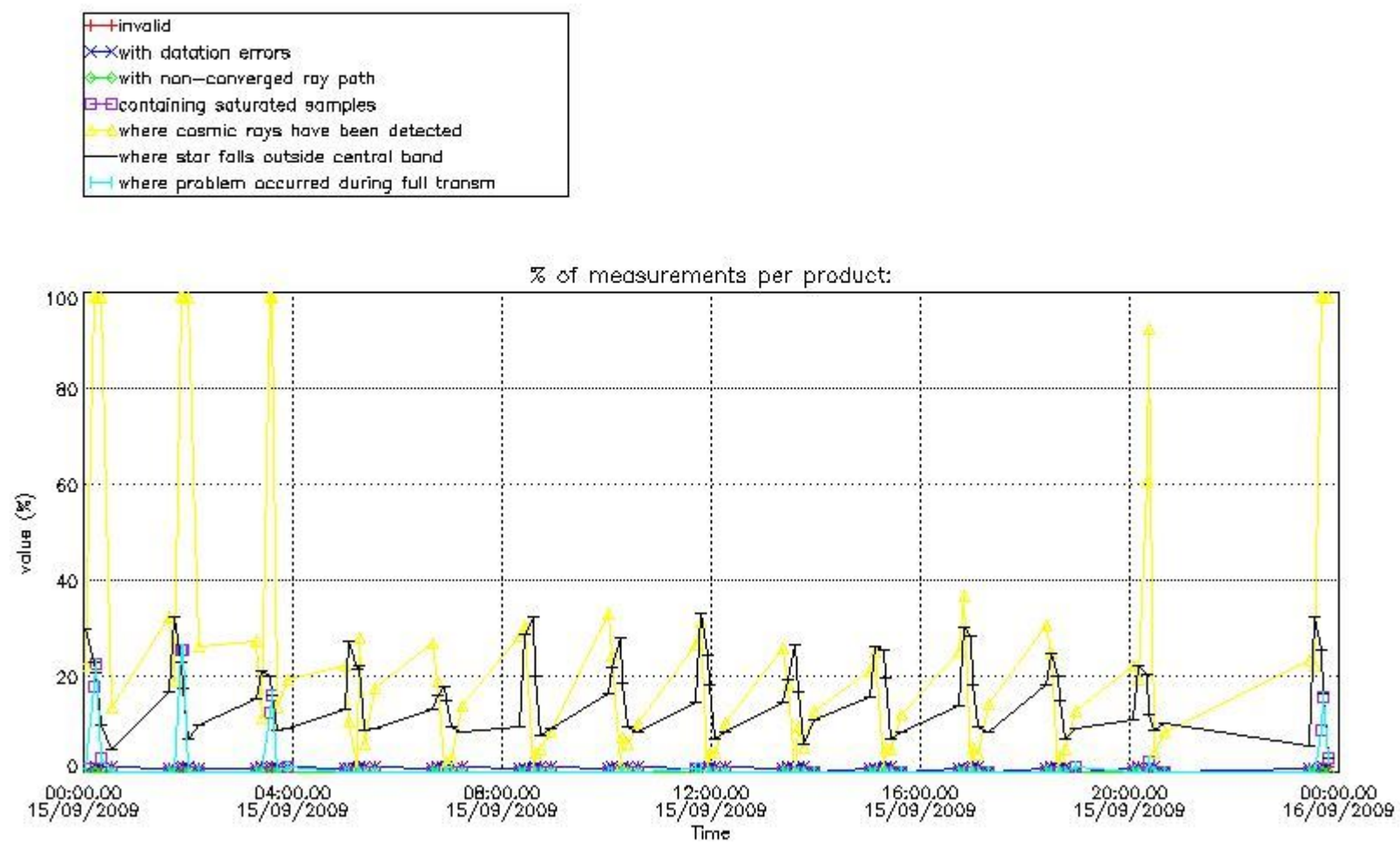


4. Level 1 quality information per product

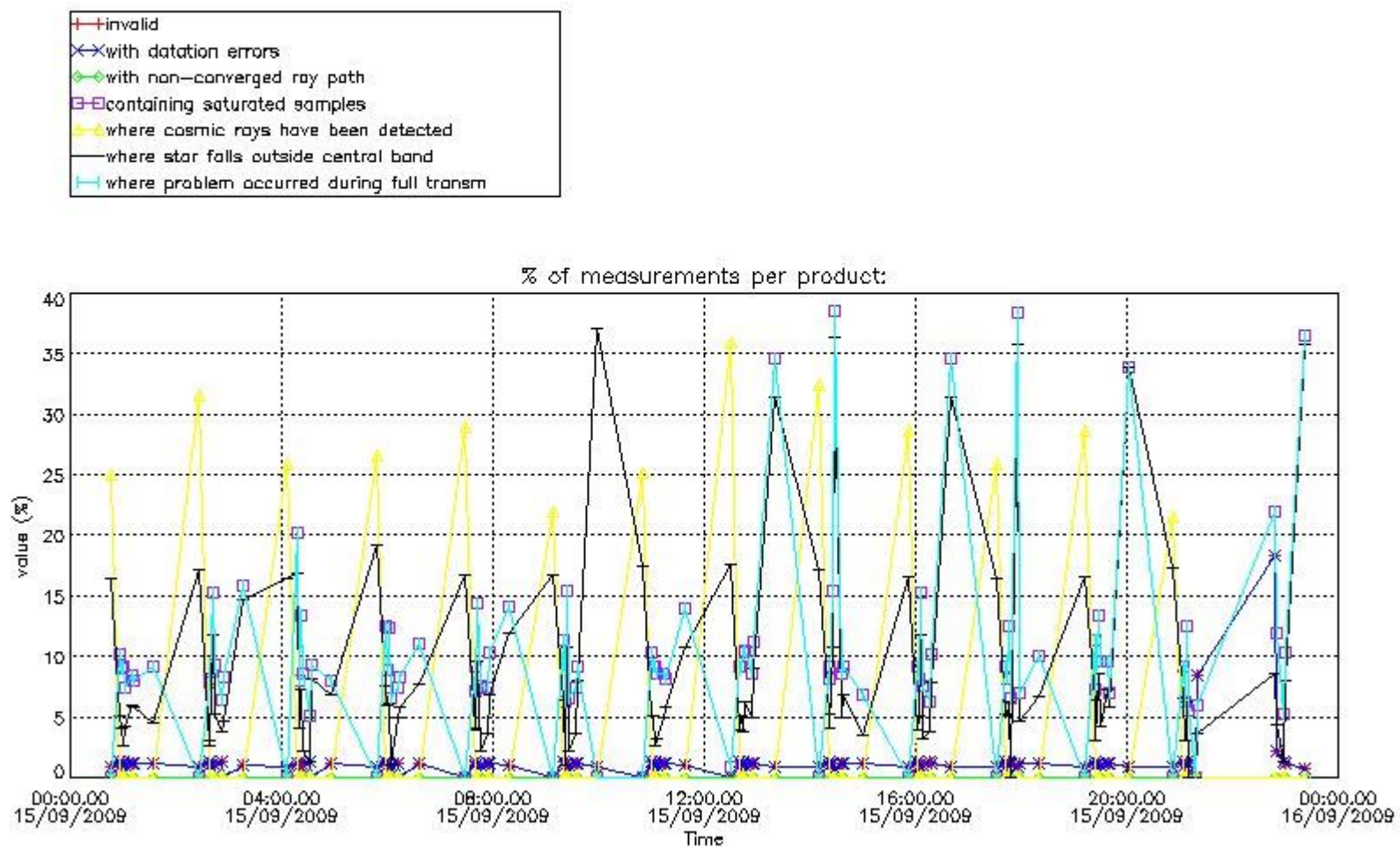
In this section it is plotted some information contained in the Quality Summary data set of the level 2 products that comes from the level 1b processing. Products without errors (error flag in the MPH set to "0") are used.

4.1 Plot quality information per product (time dependant) coming from level 1b processing

4.1.1 Plot level 1 quality information per product (time dependant): ENVISAT ASCENDING passes



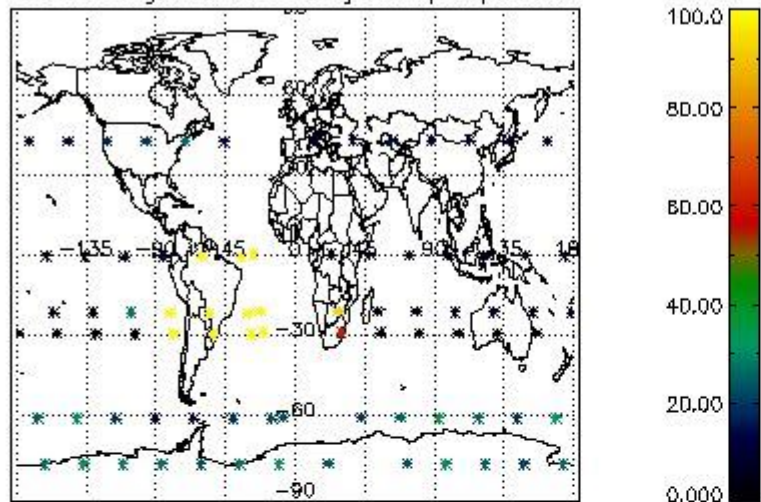
4.1.2 Plot level 1 quality information per product (time dependant): ENVI SAT DESCENDING passes



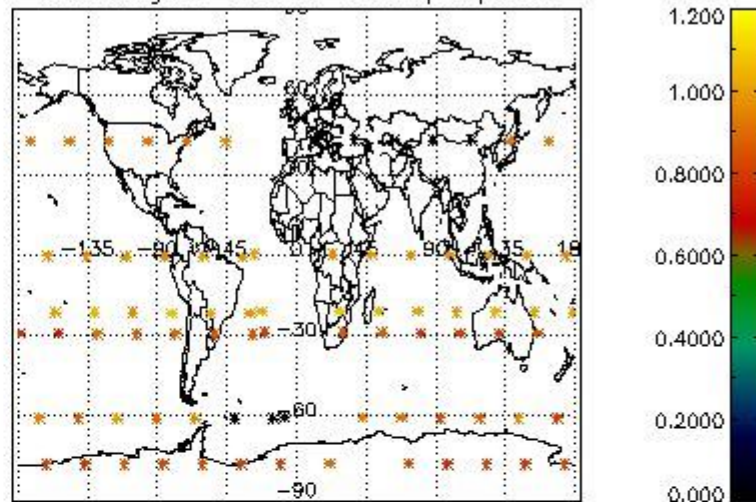
4.2 Plot quality information per product coming from level 1b processing (world map)

4.2.1 Plot level 1 quality information per product (world map): ENVISAT ASCENDING passes

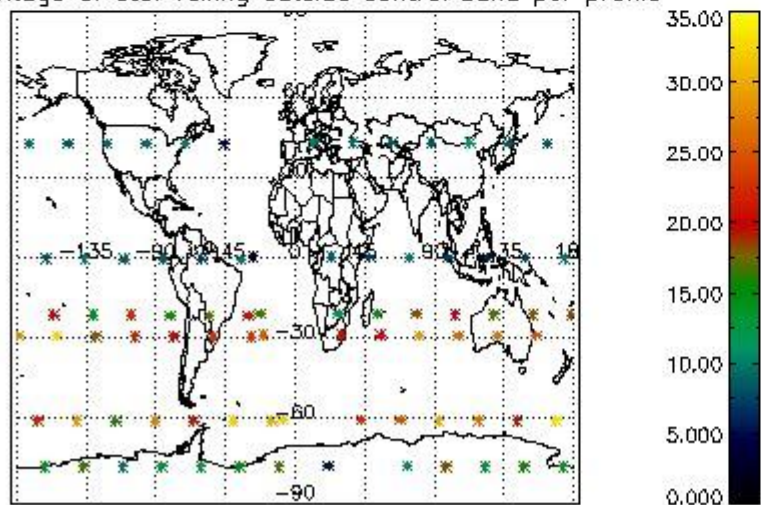
Percentage of cosmic ray hits per profile



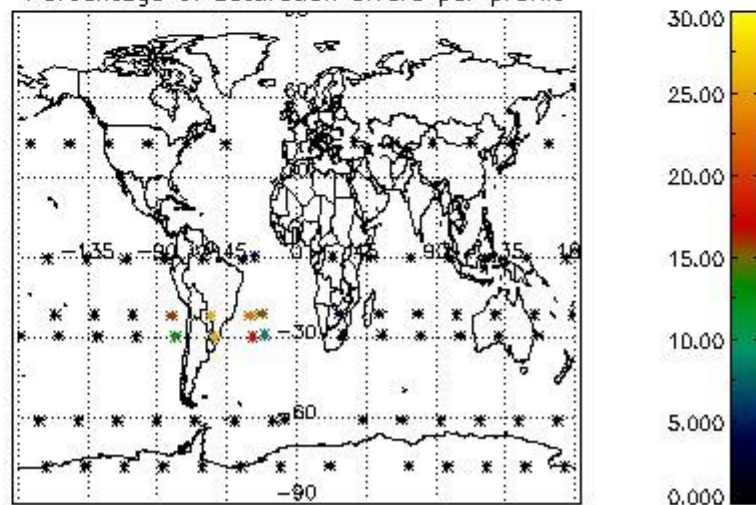
Percentage of datation errors per profile



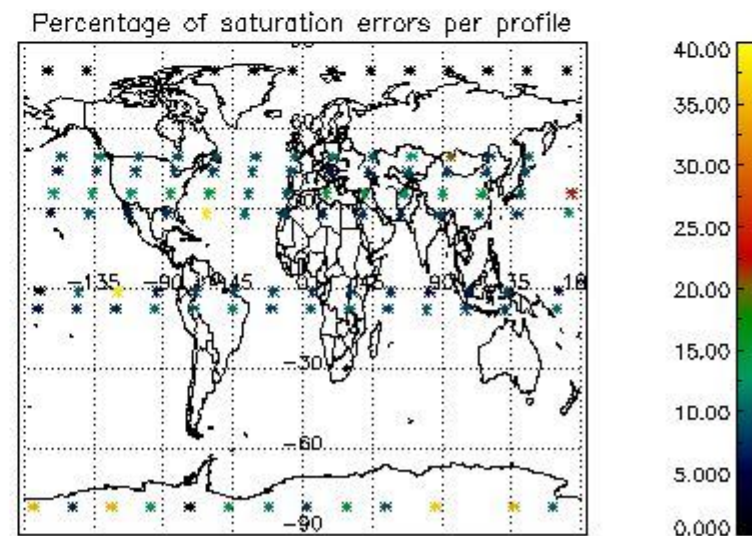
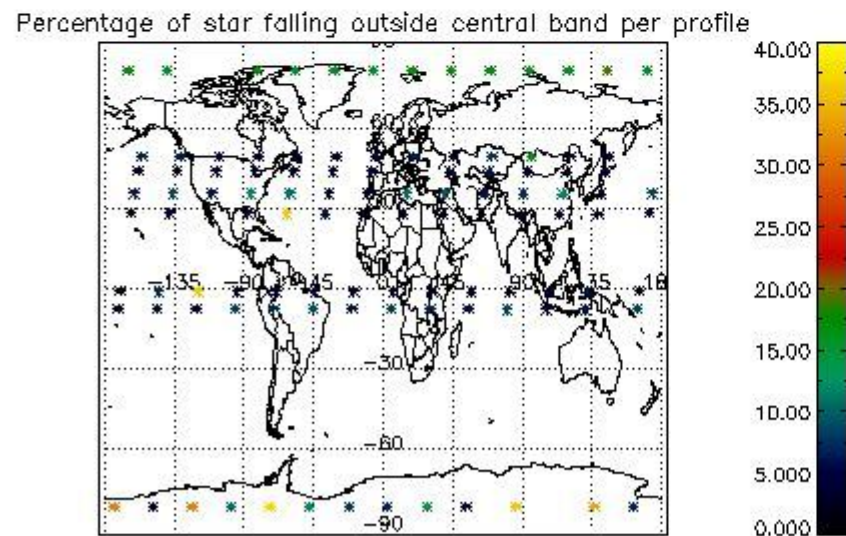
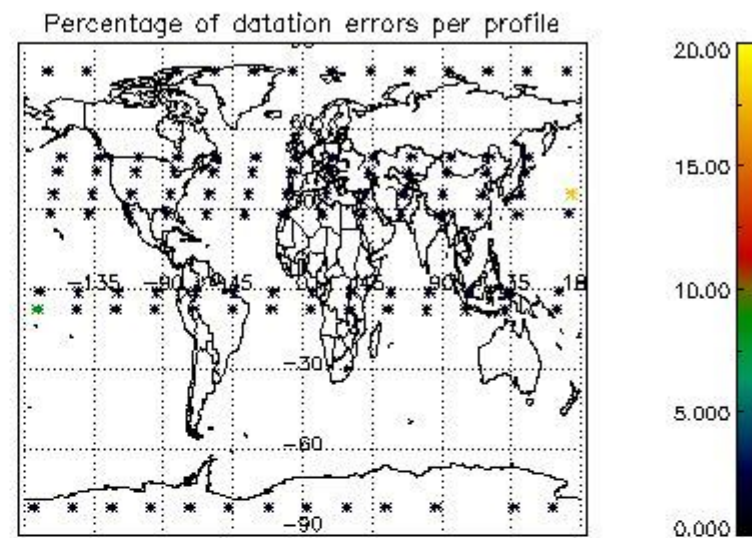
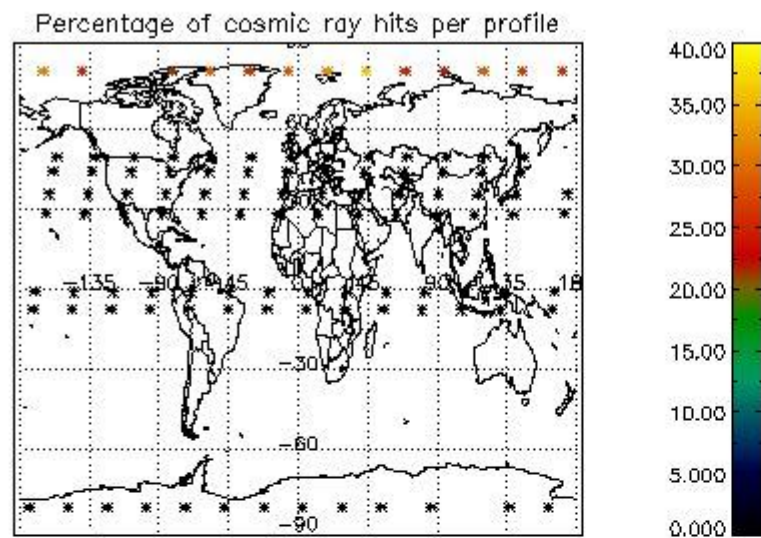
Percentage of star falling outside central band per profile



Percentage of saturation errors per profile



4.2.2 Plot level 1 quality information per product (world map): ENVISAT DESCENDING passes



5. Trace gas profiles

5.1 Ozone statistics based on quality of products

The final quality of the products can be "measured" using the STD (Standard Deviation) attached to every point profile. This information is written to the parameter GOM_NL__2P/NL_LOCAL_SPECIES_DENSITY/o3_std of the level 2 products. The table below shows the statistics for given STD ranges.

The statistics are given with respect to the overall valid production:

- Products without fatal errors: GOM_NL__2P/MPH/PRODUCT_ERR=0
- Valid point profile: GOM_NL__2P/NL_LOCAL_SPECIES_DENSITY/pcd(0)=0

The 'Criteria' is applied to valid points of dark limb products:

- Products in dark limb illumination condition: GOM_NL__2P/NL_SUMMARY_QUALITY/obs_ill_cond=0
- Products without fatal errors: GOM_NL__2P/MPH/PRODUCT_ERR=0
- Valid point profile: GOM_NL__2P/NL_LOCAL_SPECIES_DENSITY/pcd(0)=0

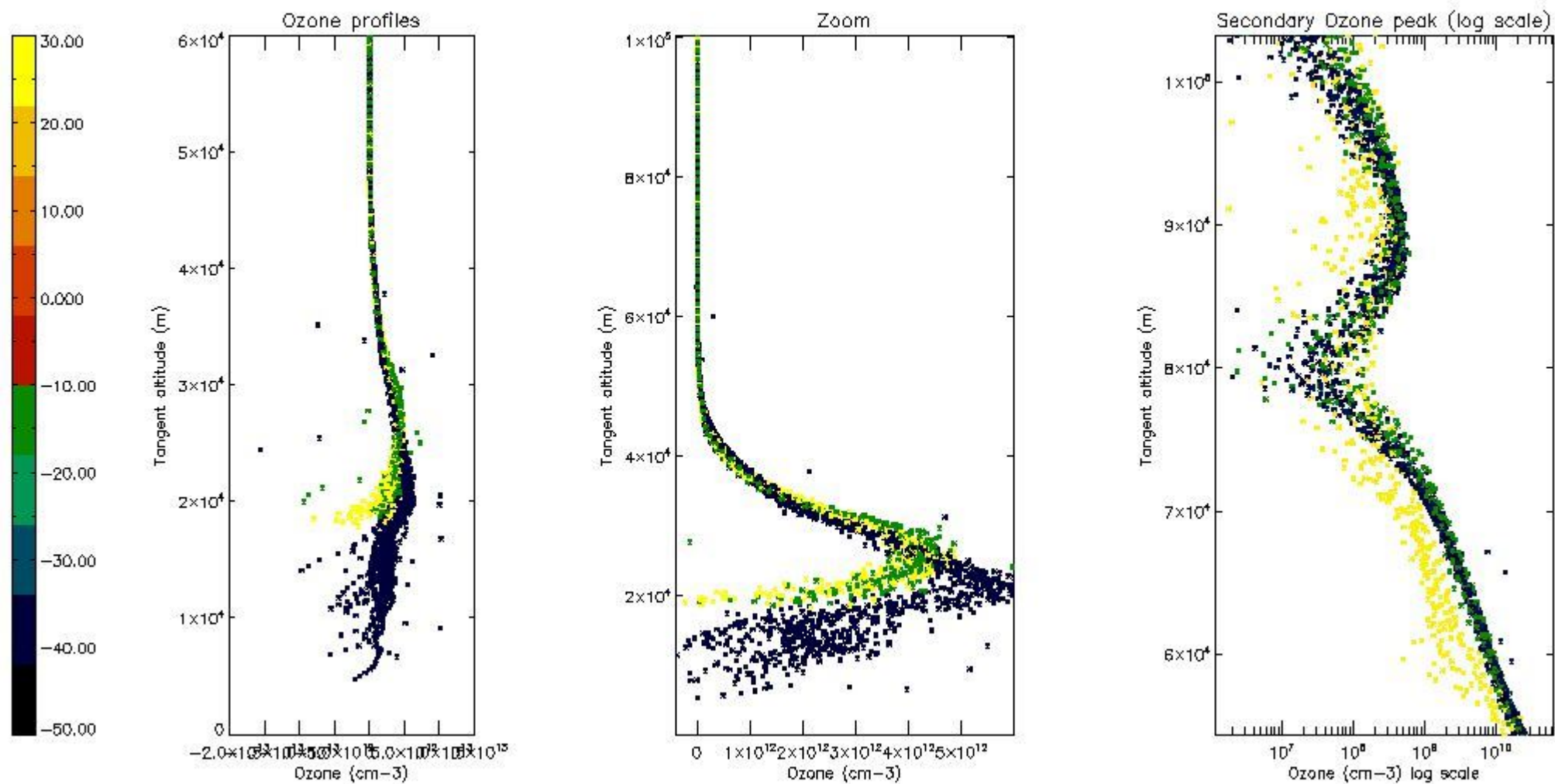
So, the table below shows the percentage of dark limb and valid observations for each criteria with respect to the overall valid daily observations.

Criteria	% of total production
All STD	31
STD < 20	19

STD < 10	17
STD < 5	12

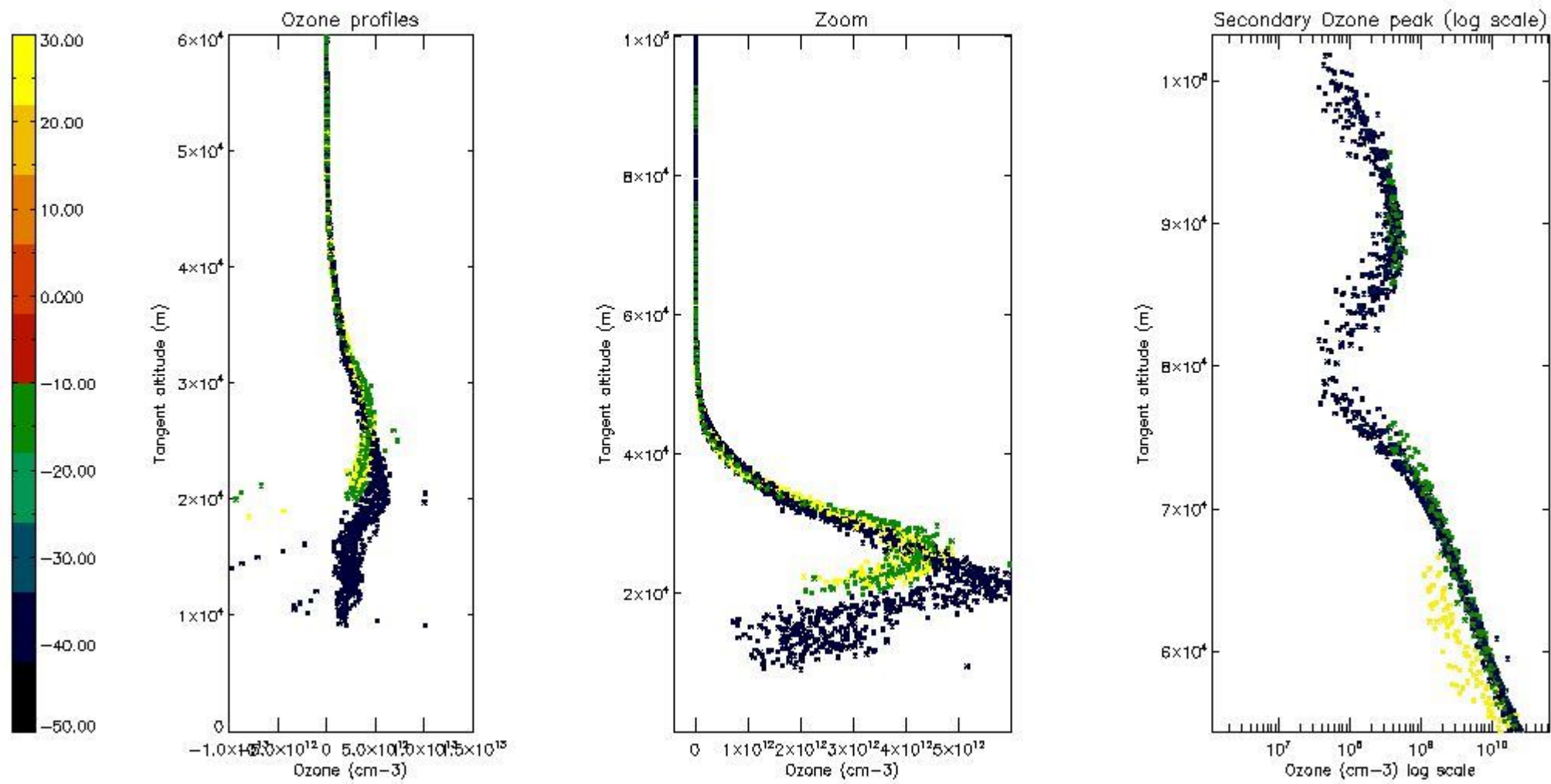
5.2 Plot ozone profiles for all STD (dark without errors)

The colorbar represents the latitude.



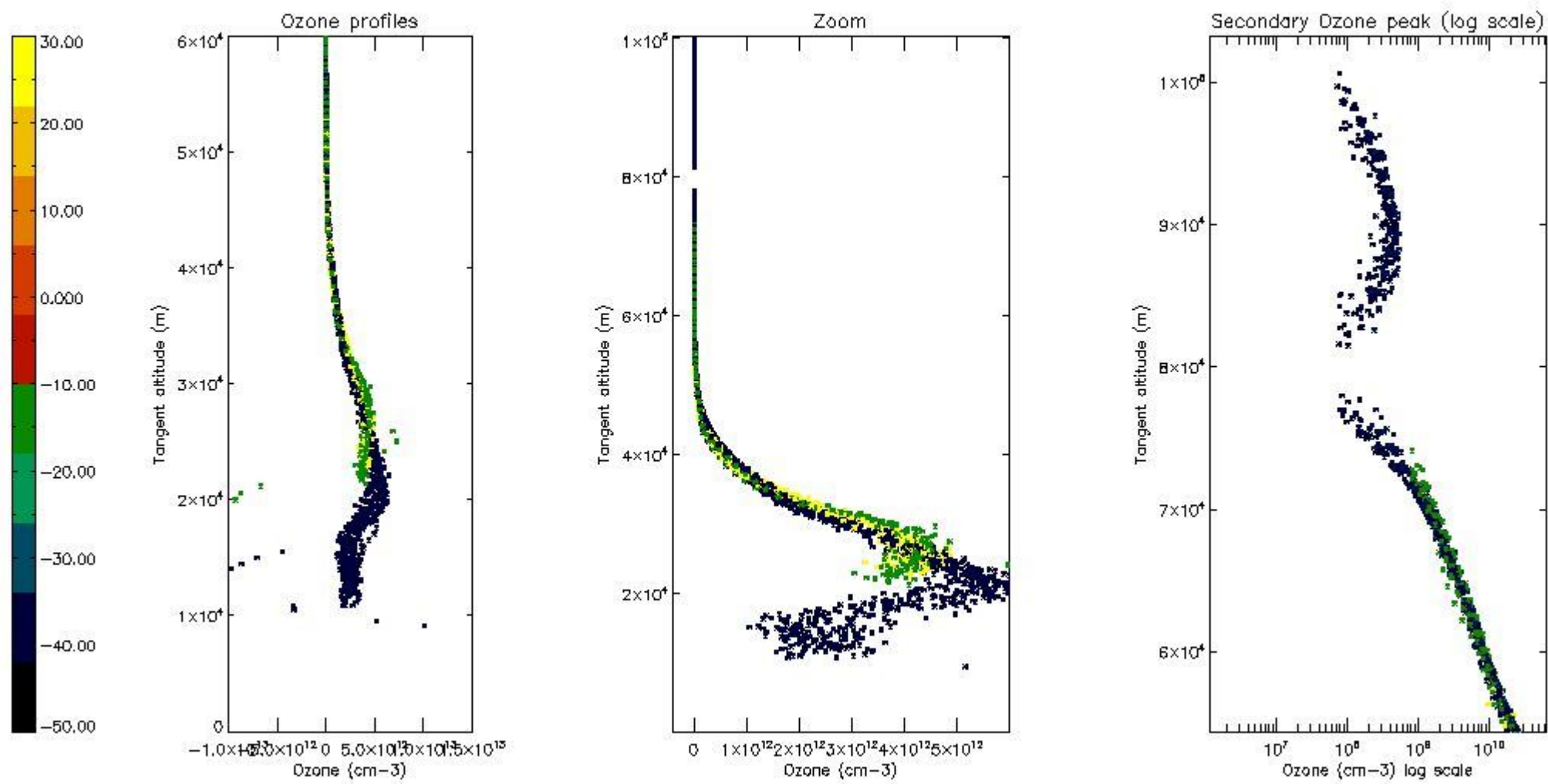
5.3 Plot ozone profiles where STD < 20% (dark without errors)

The colorbar represents the latitude.



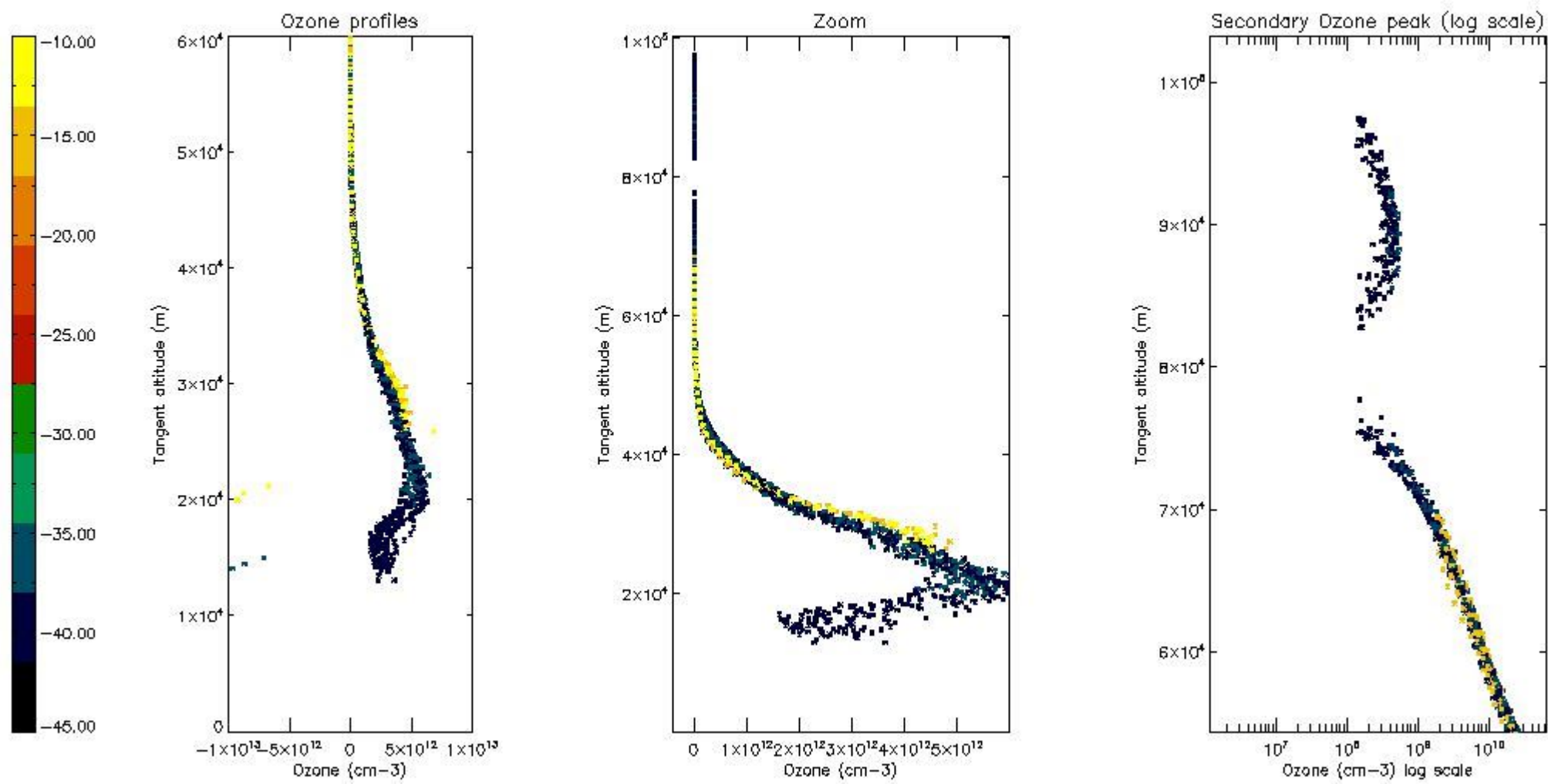
5.4 Plot ozone profiles where STD < 10% (dark without errors)

The colorbar represents the latitude.



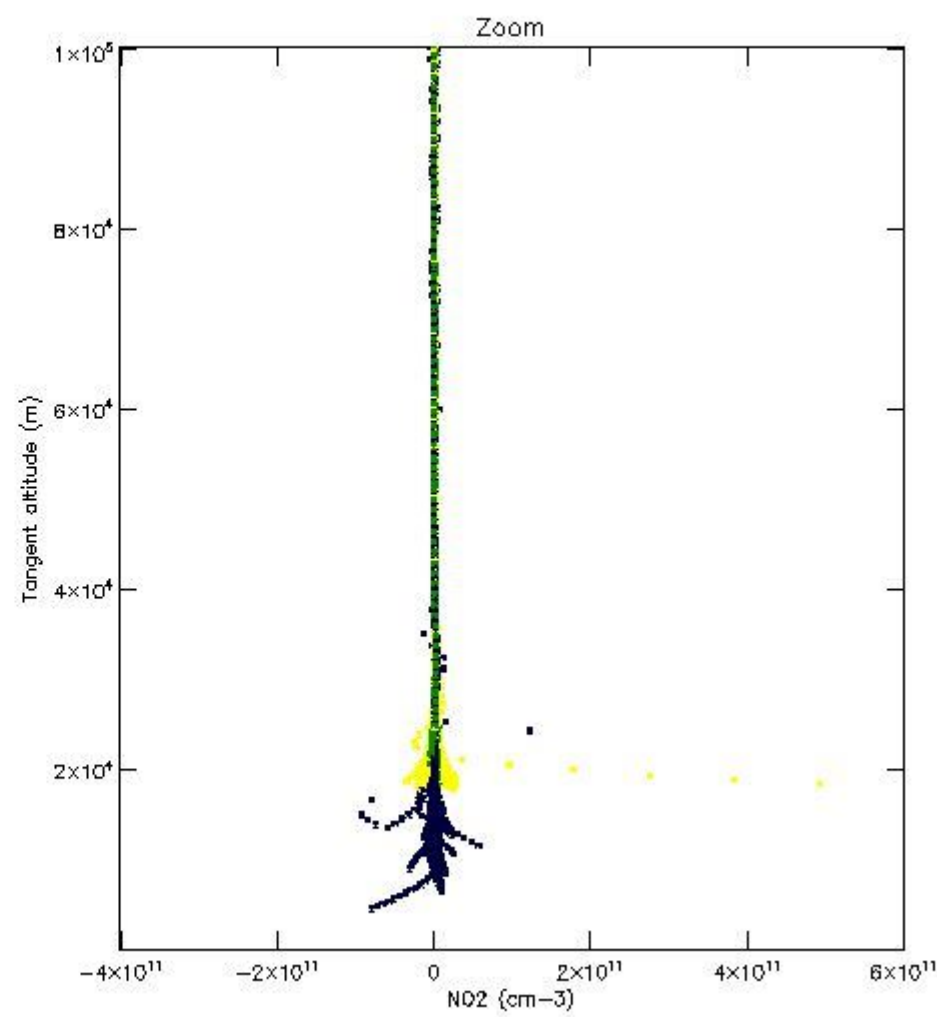
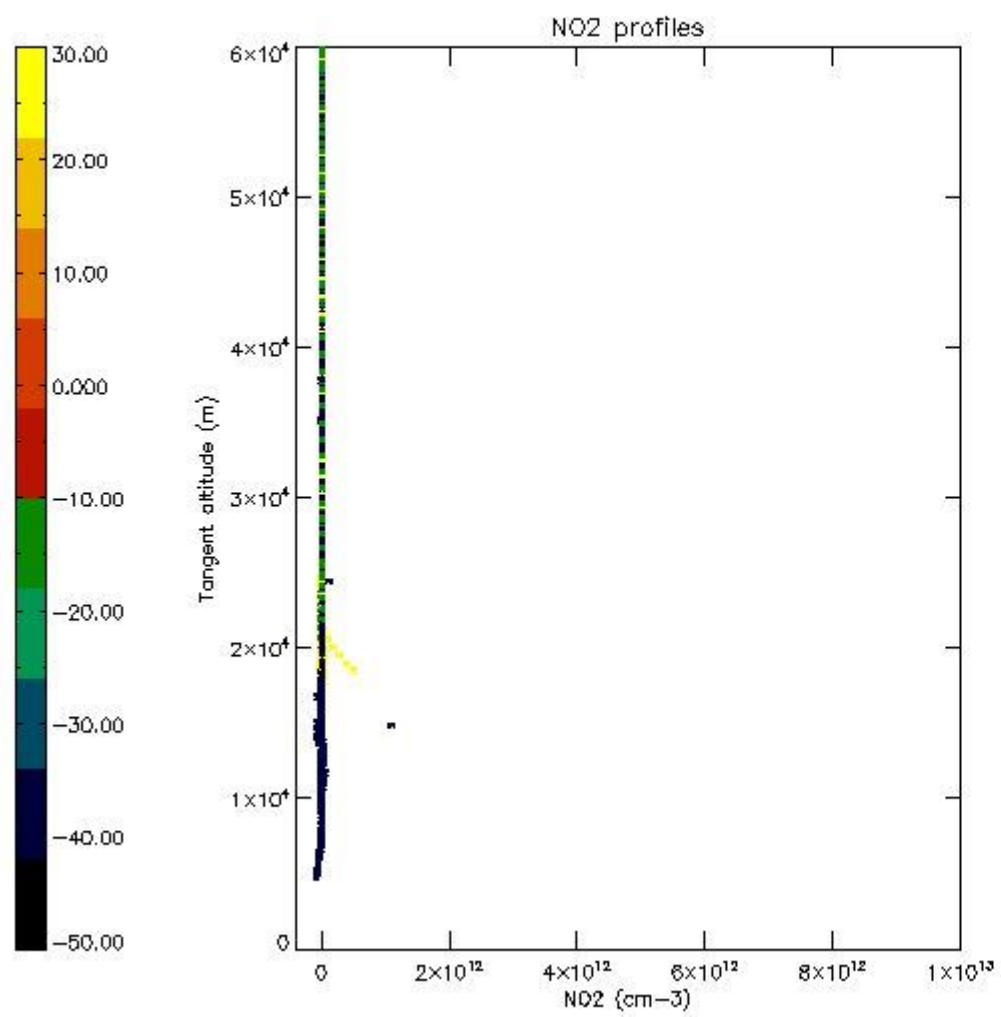
5.5 Plot ozone profiles where STD < 5% (dark without errors)

The colorbar represents the latitude.



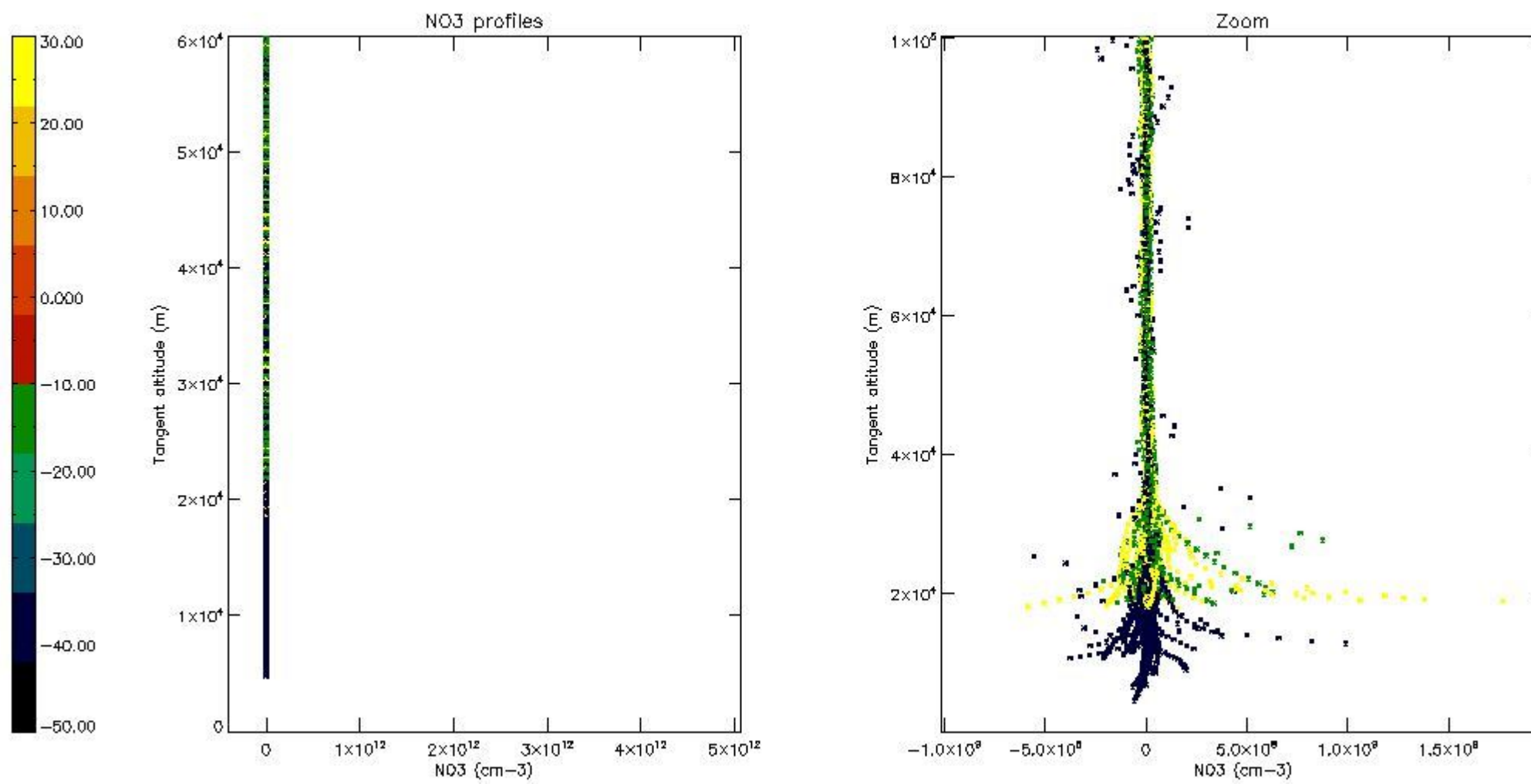
5.6 Plot NO₂ profiles for all STD (dark without errors)

The colorbar represents the latitude.



5.7 Plot NO3 profiles for all STD (dark without errors)

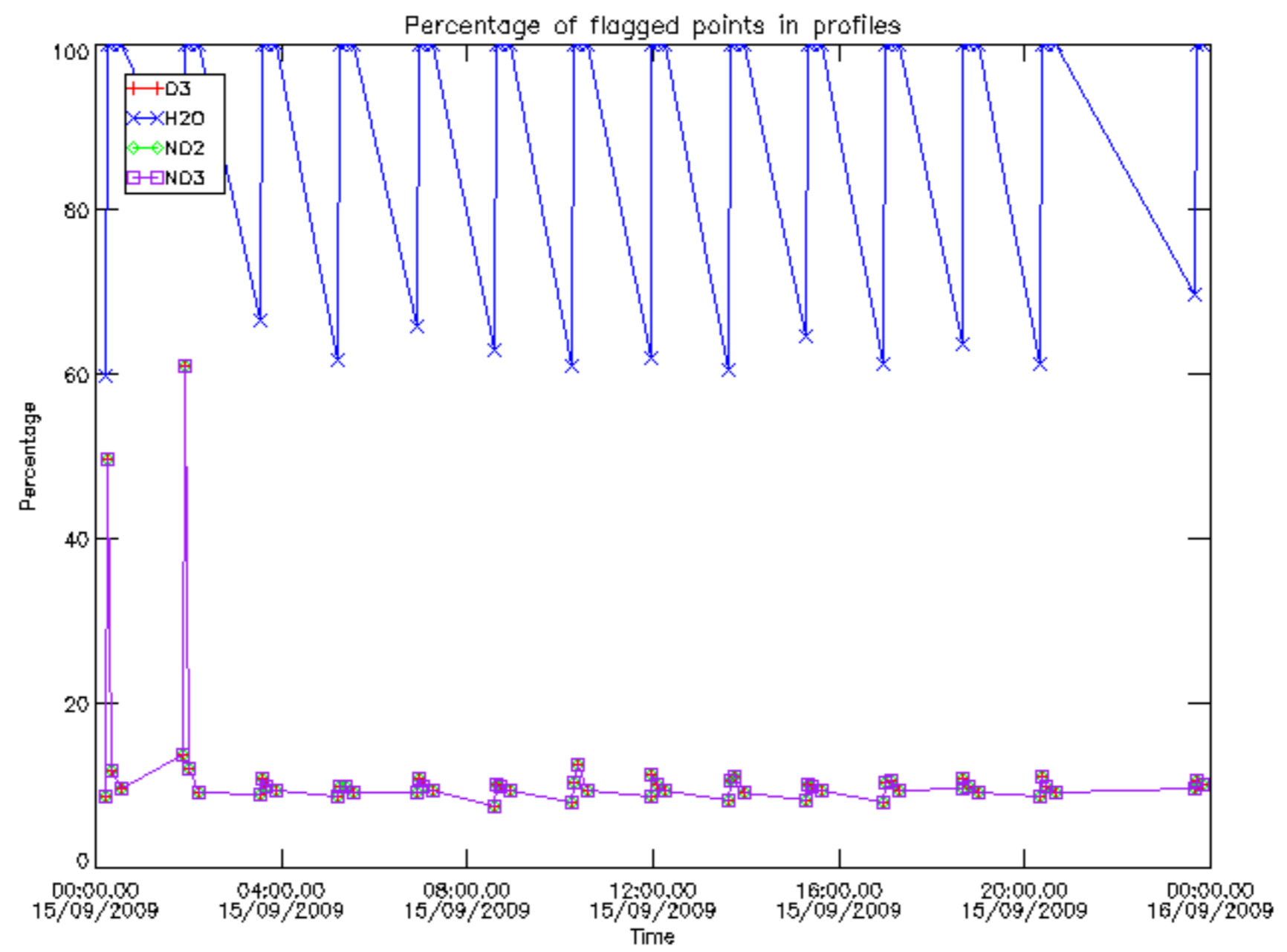
The colorbar represents the latitude.



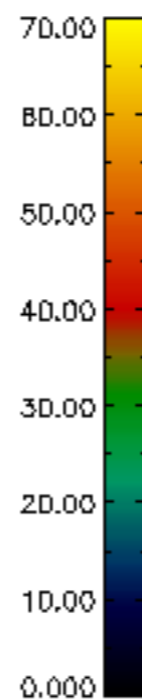
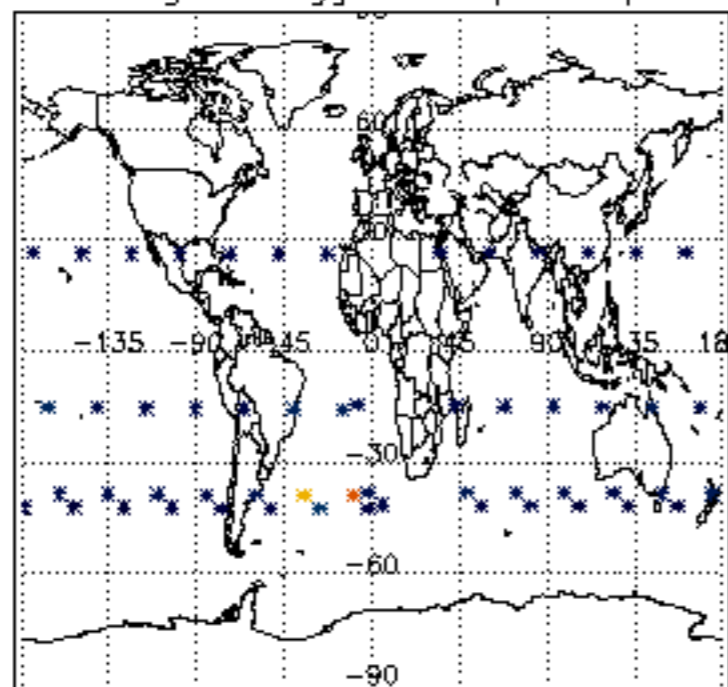
6. Auxiliary Data Files used for the production reported in section 2

The number reported in the third column indicates since which file (see list in section 2) the corresponding auxiliary file has been used. The fourth column is the date of those product files.

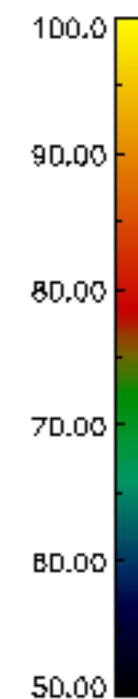
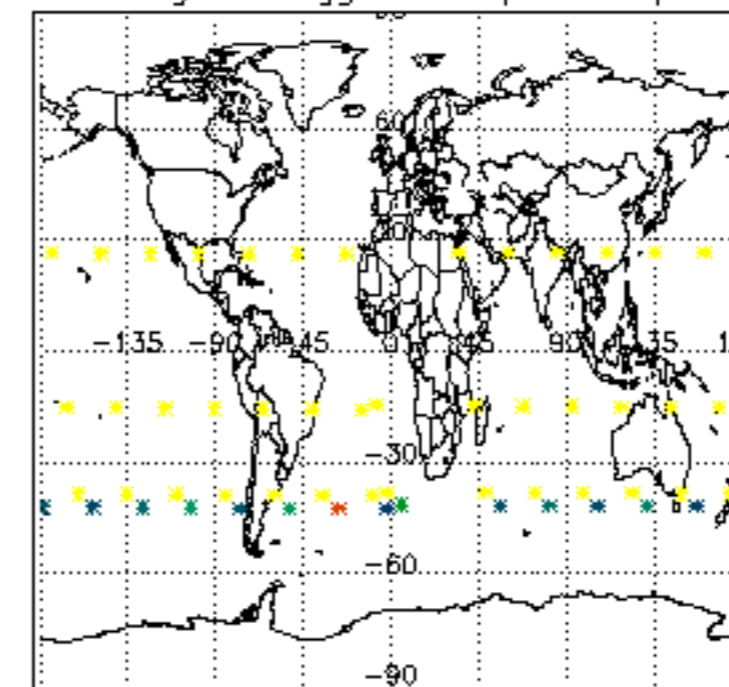
Type	Auxiliary Filename	Used since product	Used since product date
INST_PHYS_CHARACTERISTICS	GOM_INS_AXVIEC20091111_143220_20030716_120000_20500101_000000	1	15-SEP-2009 00:02:57
LEVEL-2_PROC_CONFIG	GOM_PR2_AXVIEC20091111_152718_20020301_000000_20500101_000000	1	15-SEP-2009 00:02:57
CROSS_SECTIONS_FILE	GOM_CRS_AXVIEC20091111_154832_20020301_000000_20500101_000000	1	15-SEP-2009 00:02:57



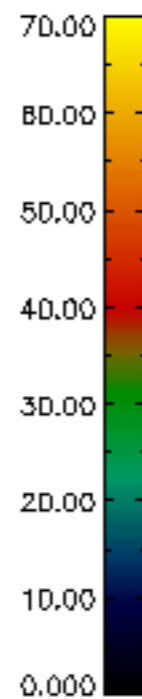
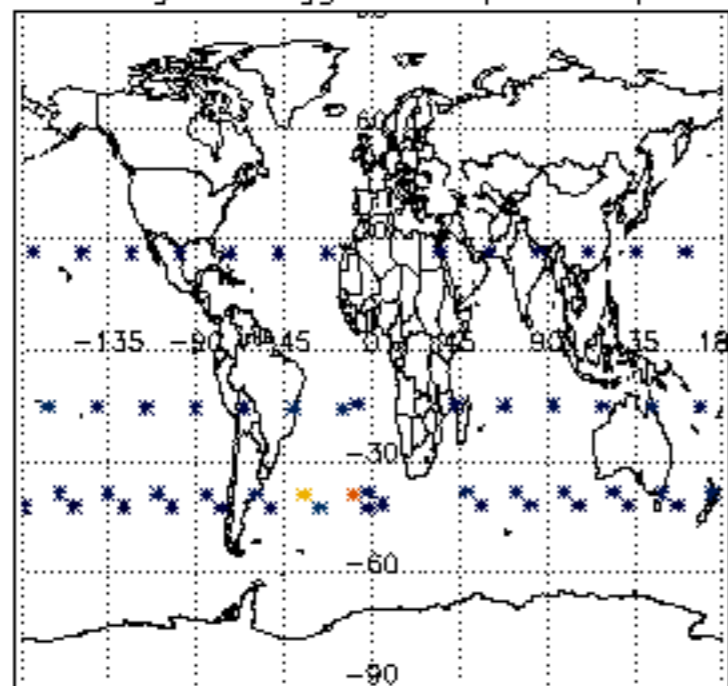
Percentage of flagged data per D3 profile



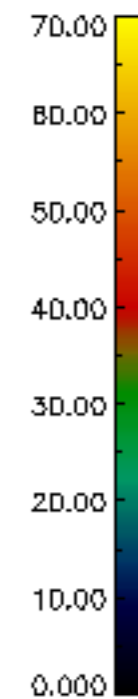
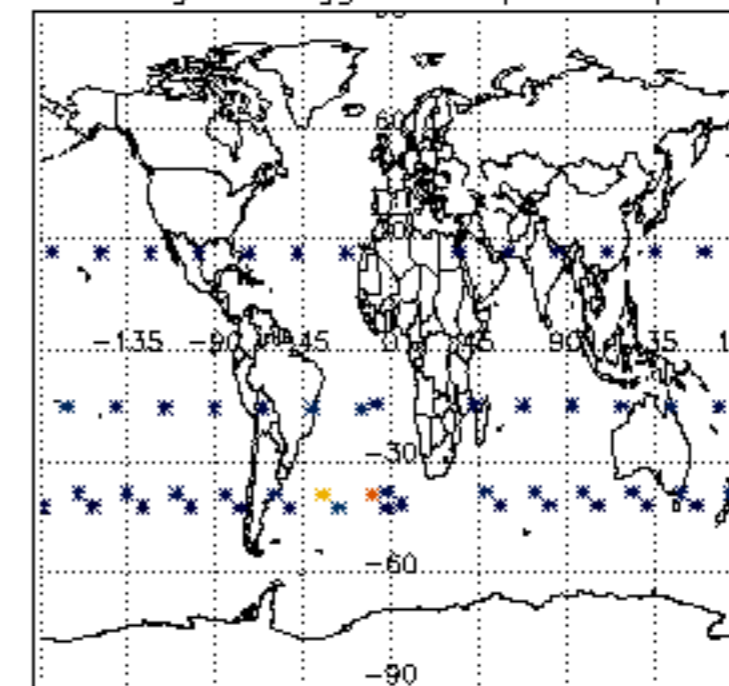
Percentage of flagged data per H2O profile

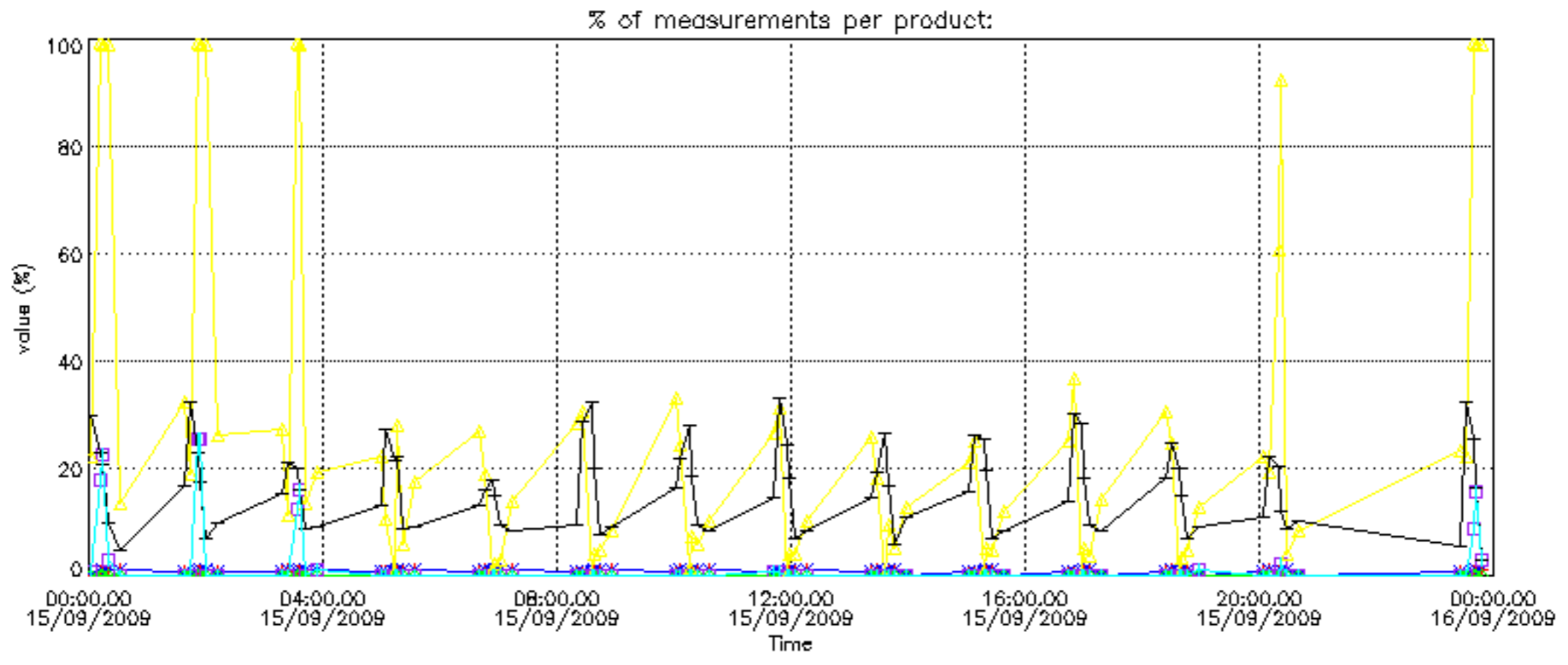


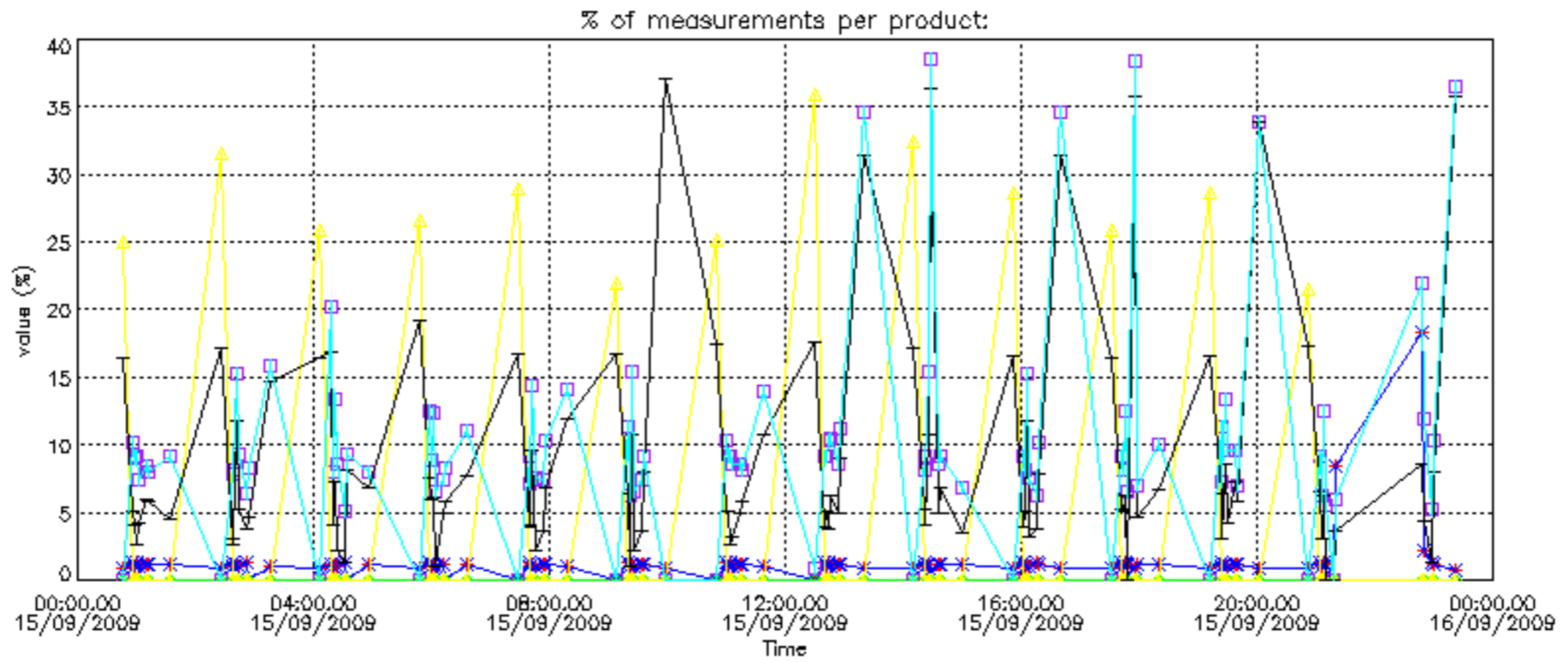
Percentage of flagged data per NO2 profile



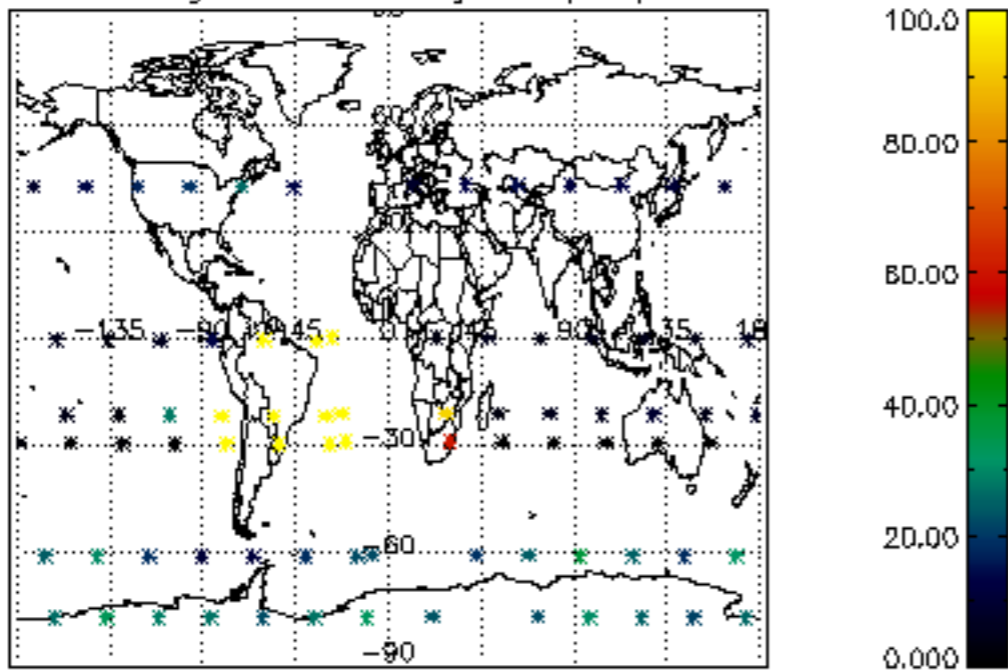
Percentage of flagged data per NO3 profile



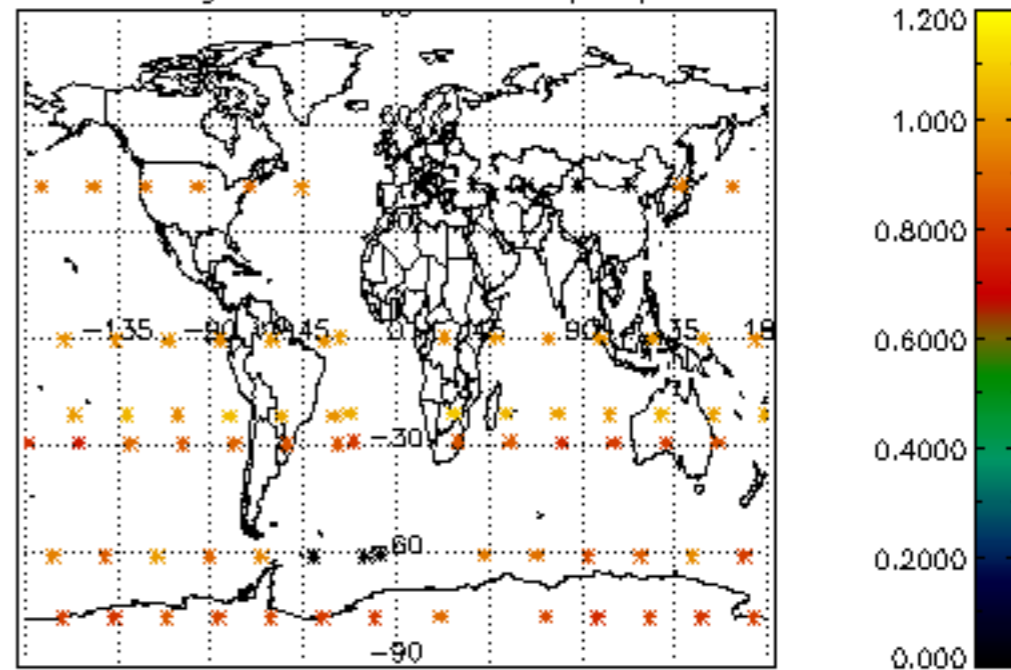




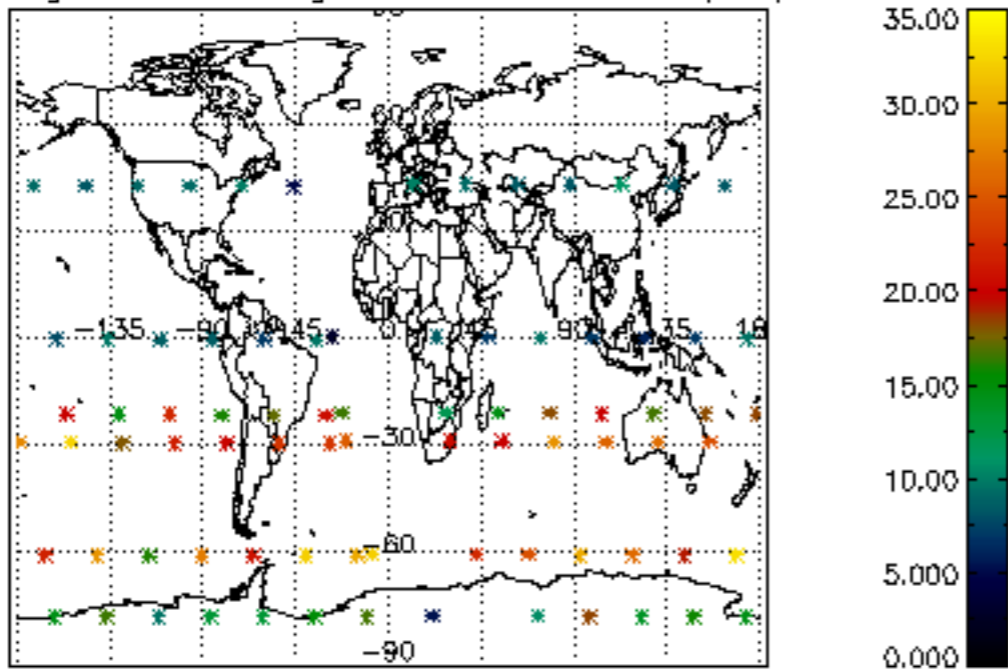
Percentage of cosmic ray hits per profile



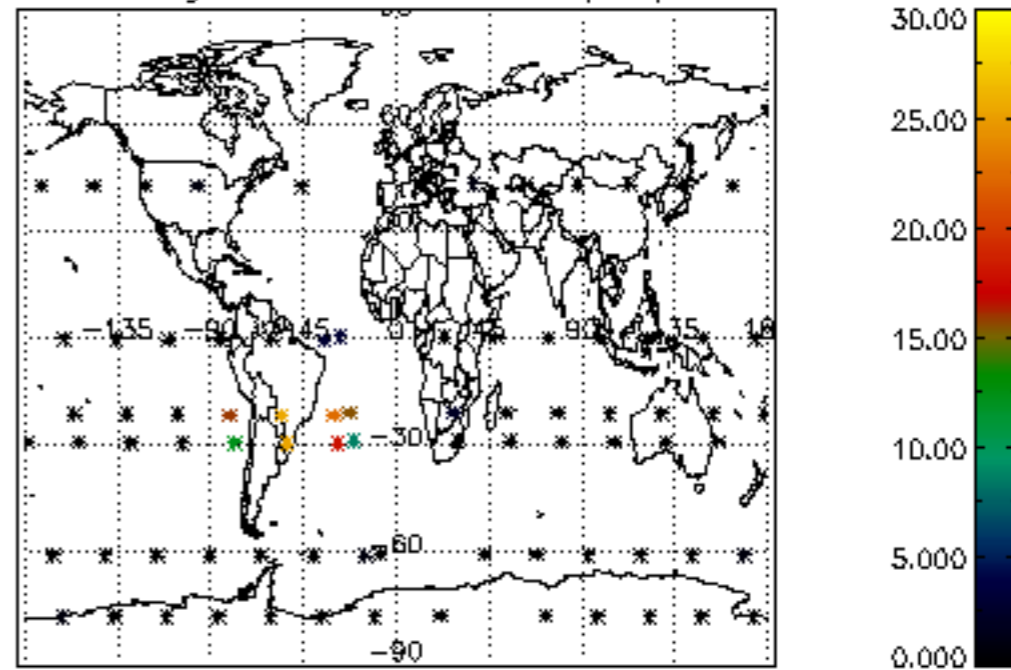
Percentage of datation errors per profile



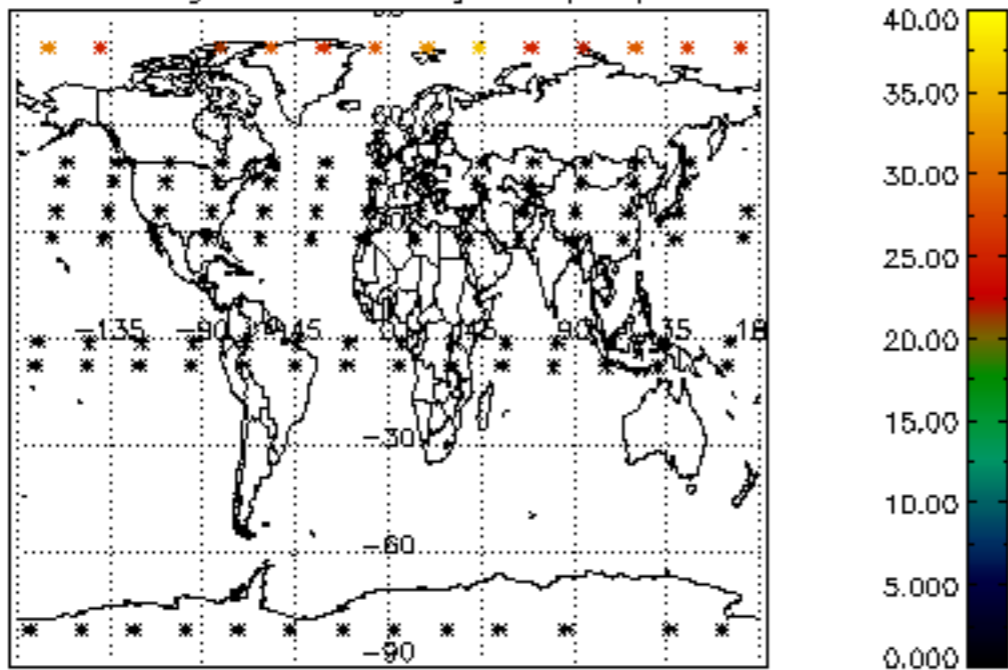
Percentage of star falling outside central band per profile



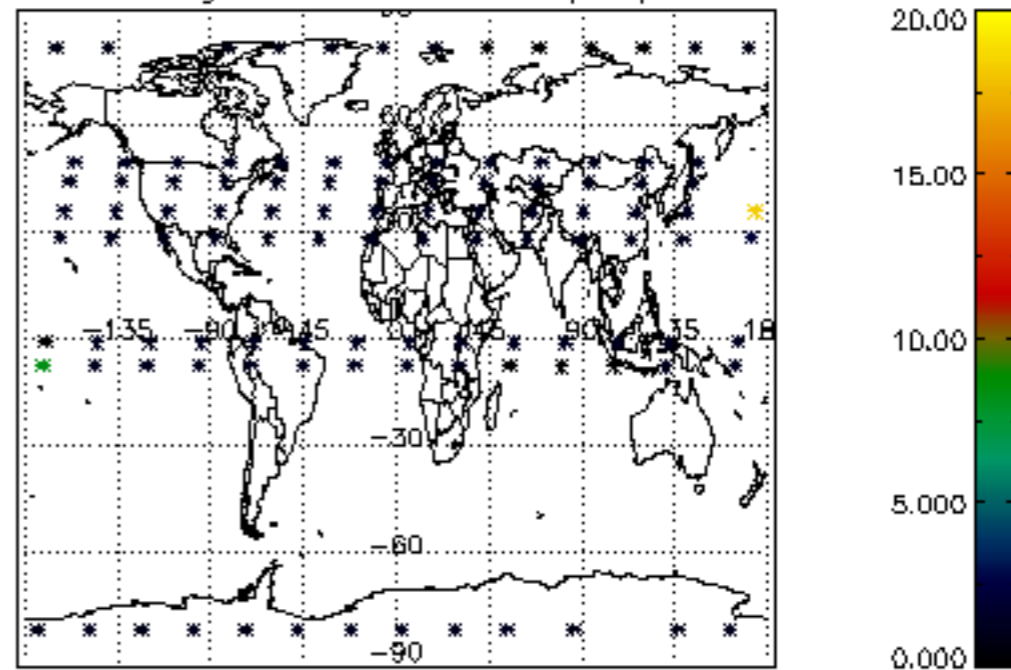
Percentage of saturation errors per profile



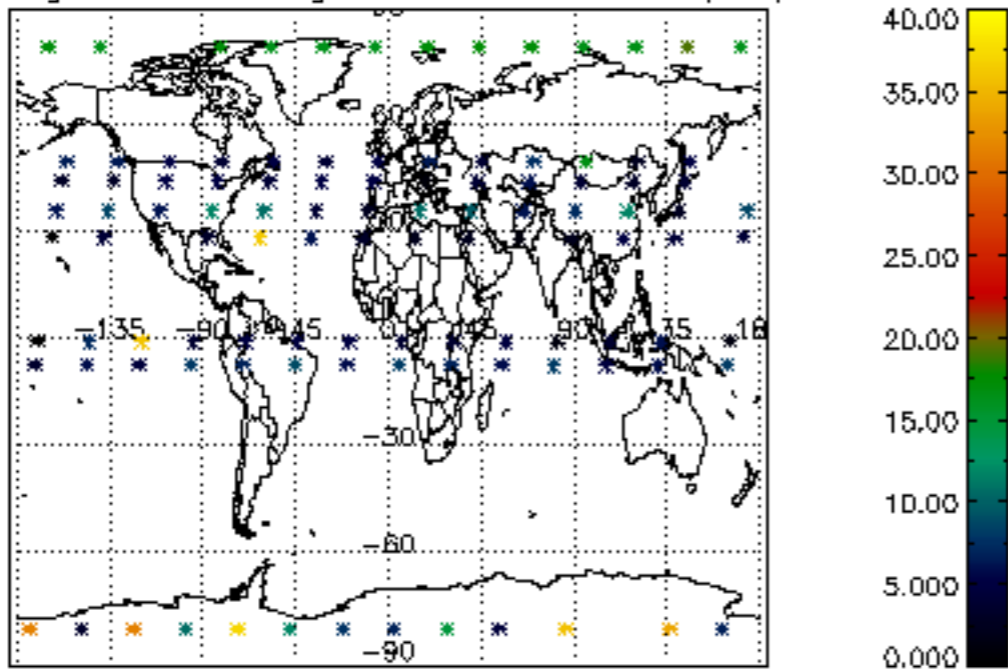
Percentage of cosmic ray hits per profile



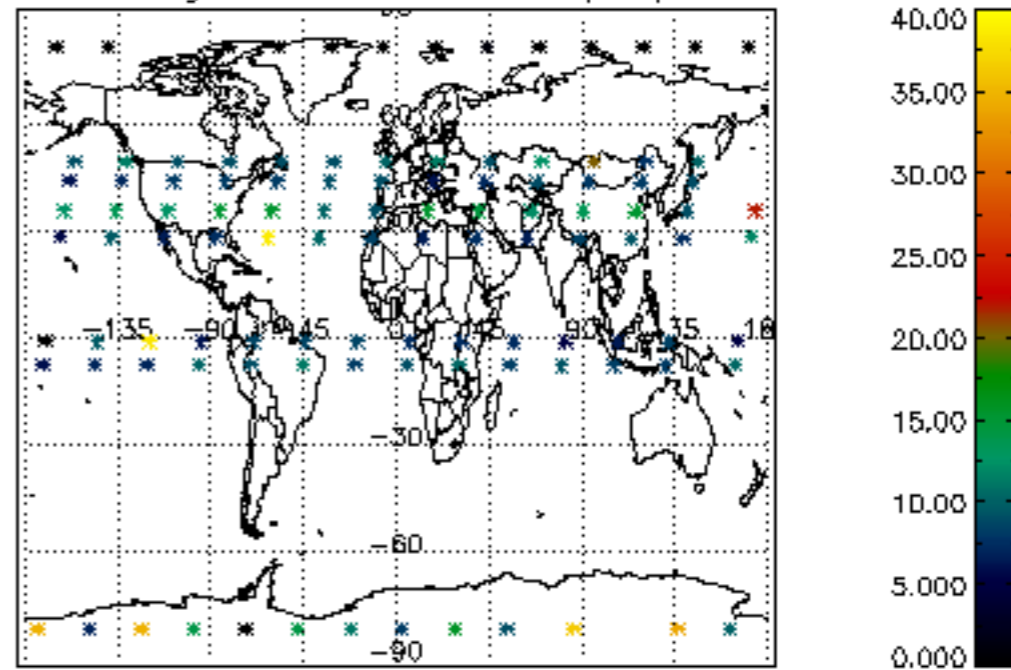
Percentage of datation errors per profile

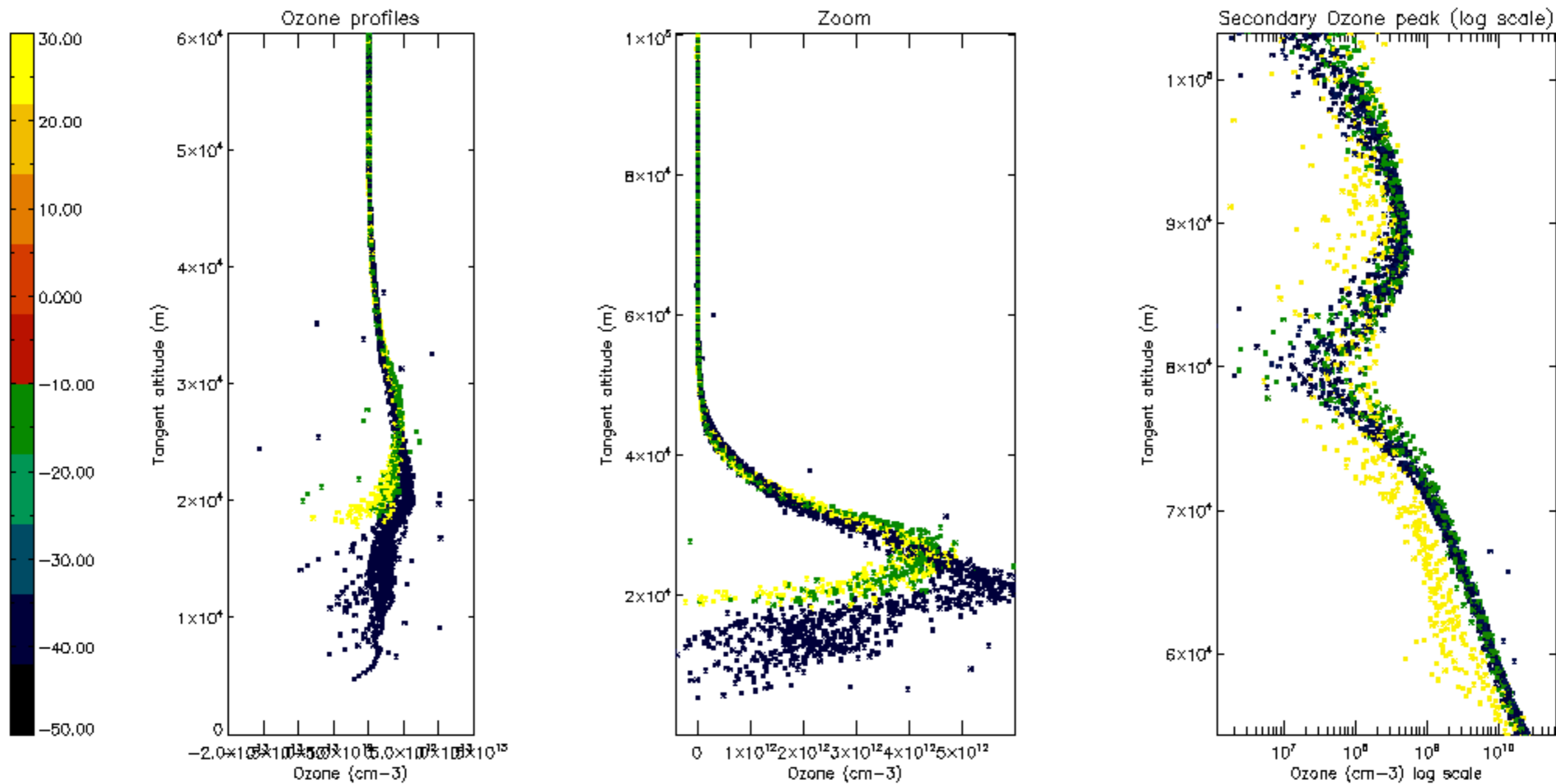


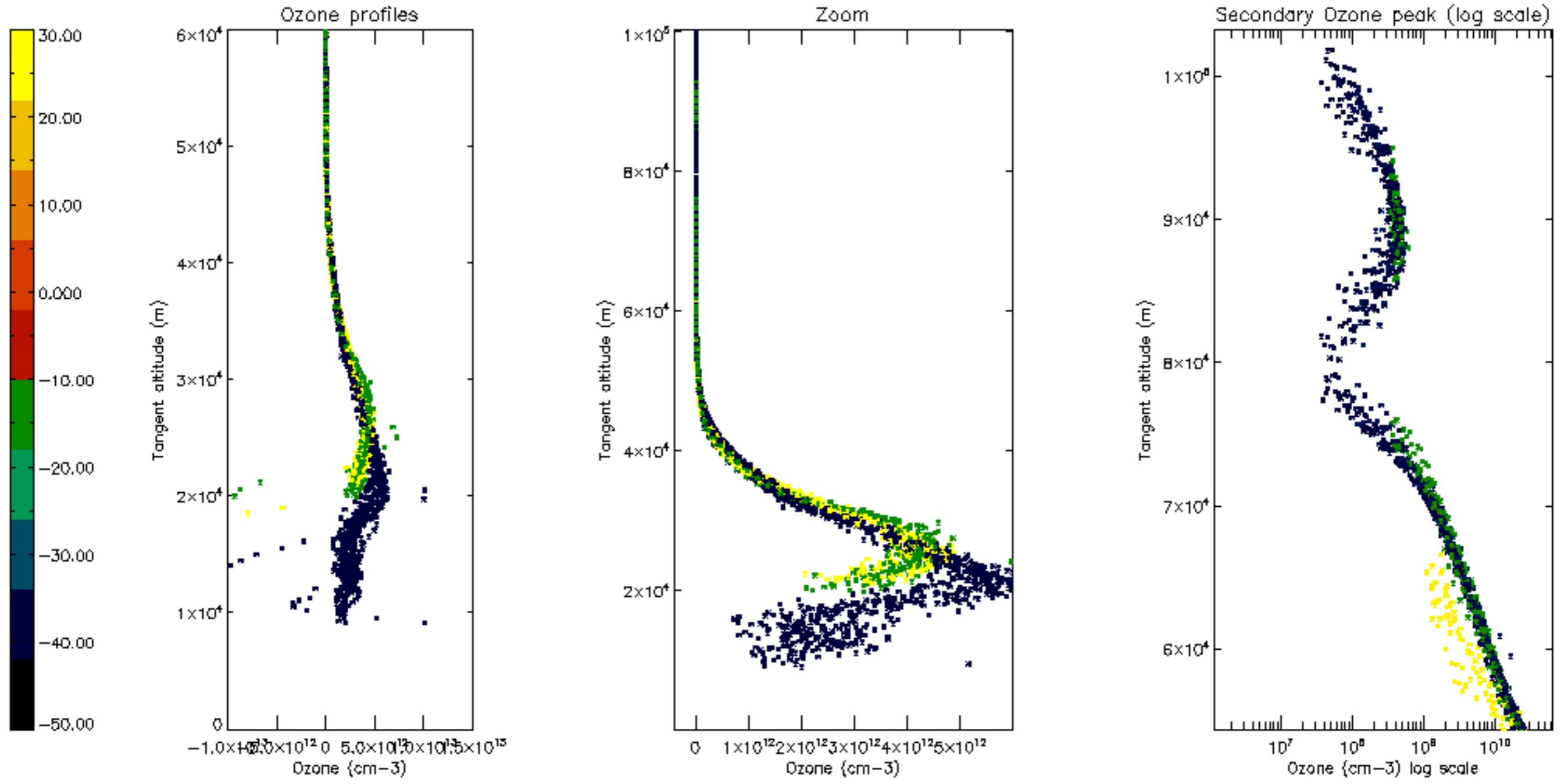
Percentage of star falling outside central band per profile

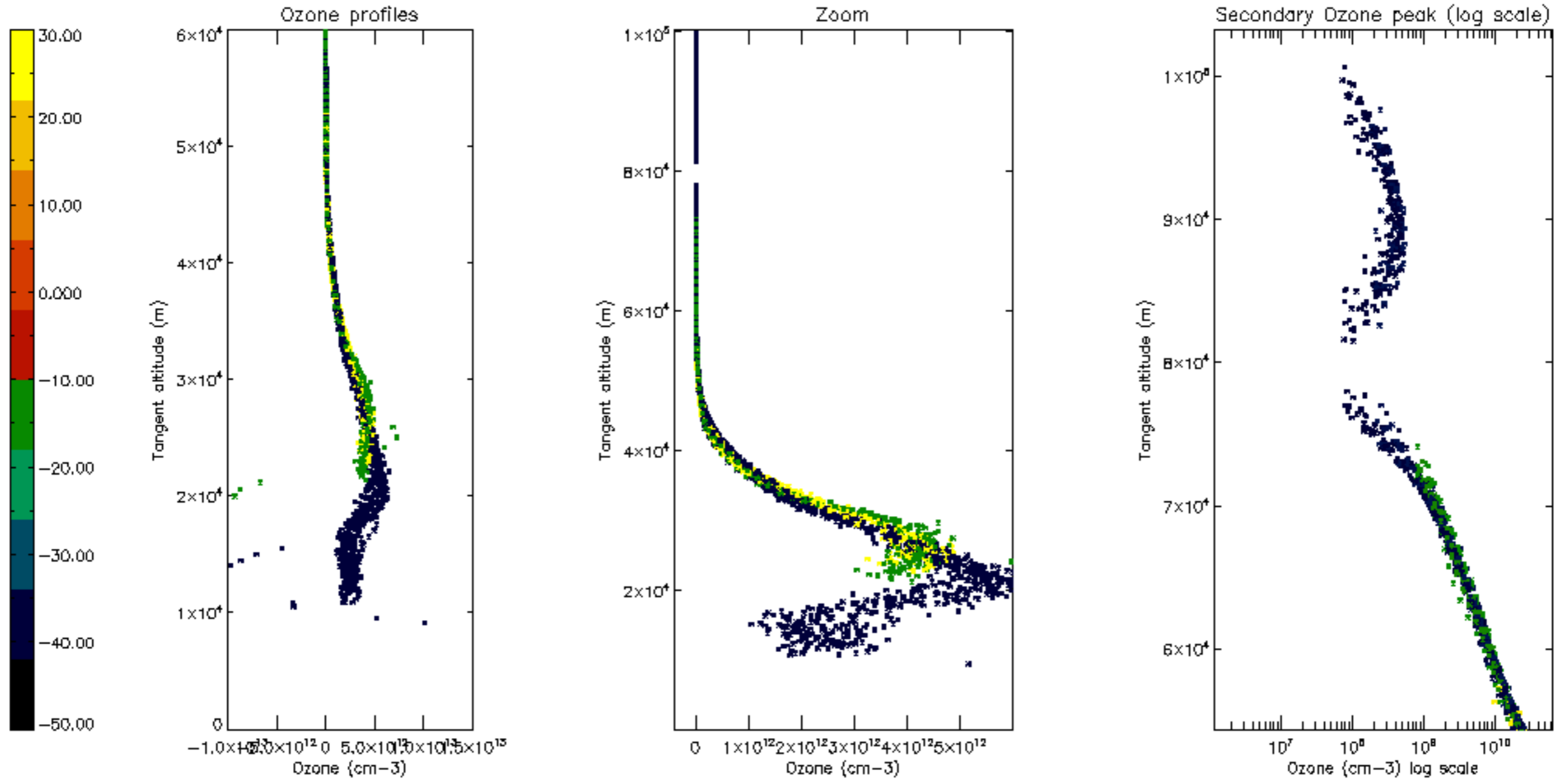


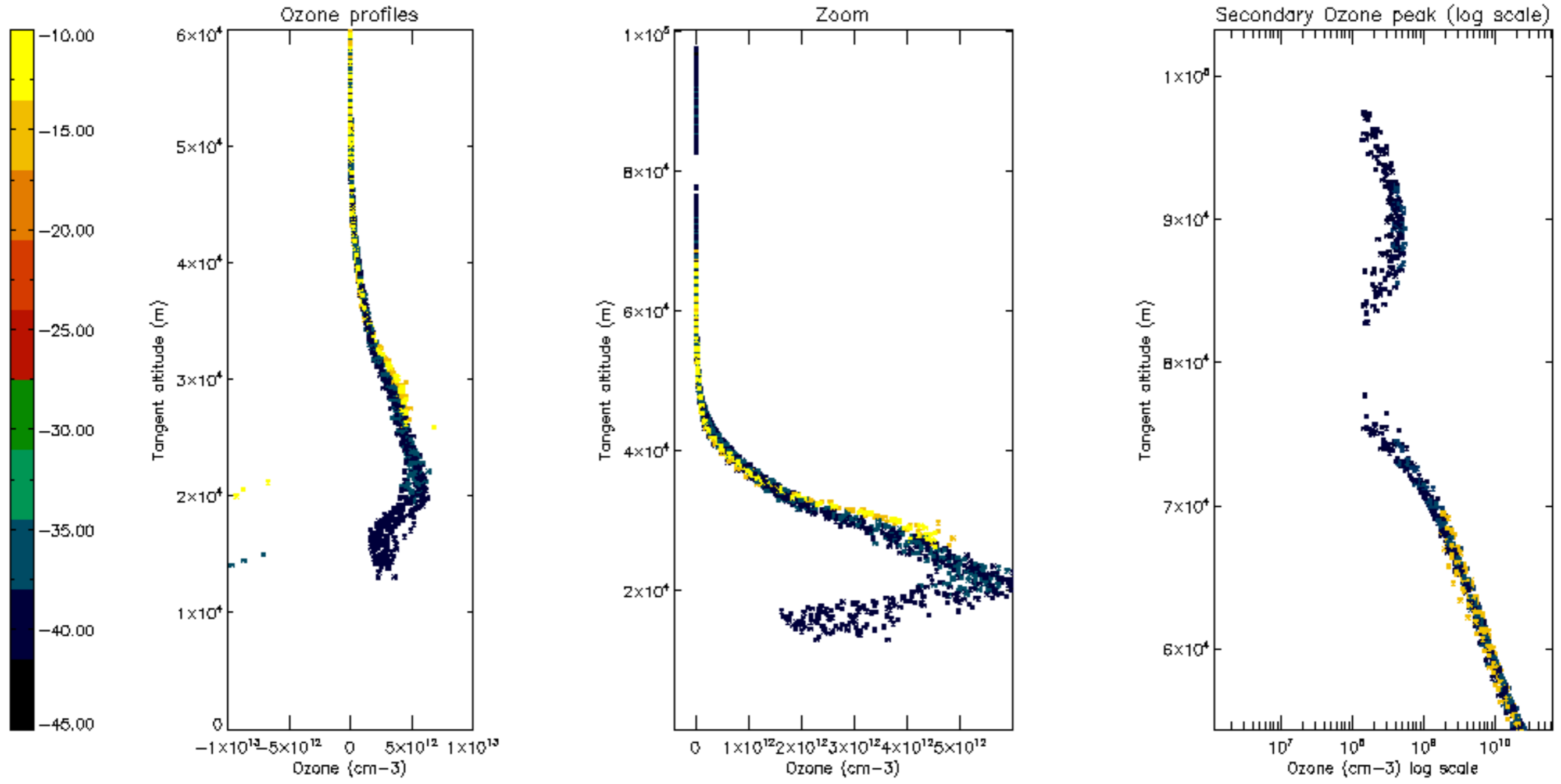
Percentage of saturation errors per profile

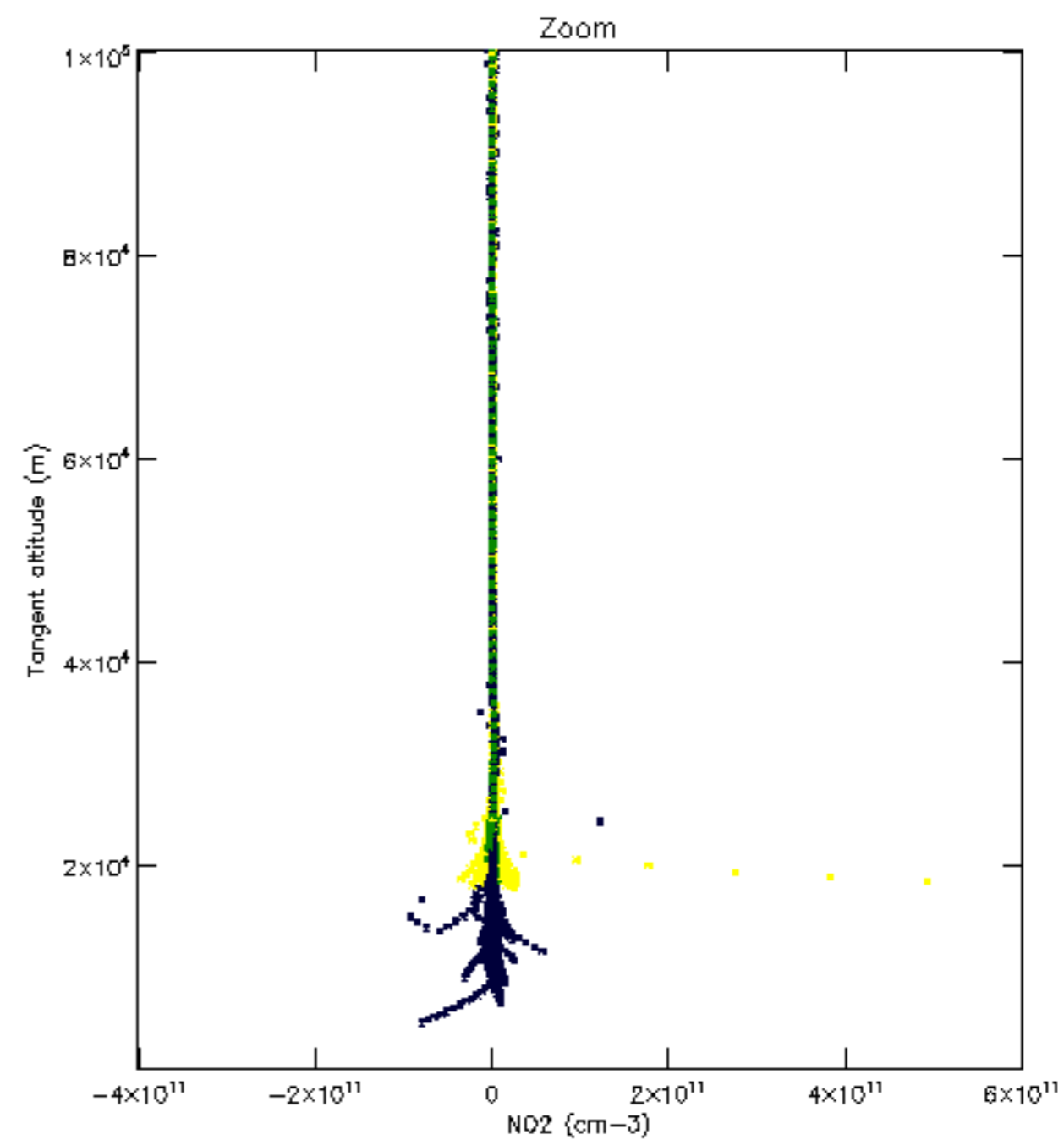
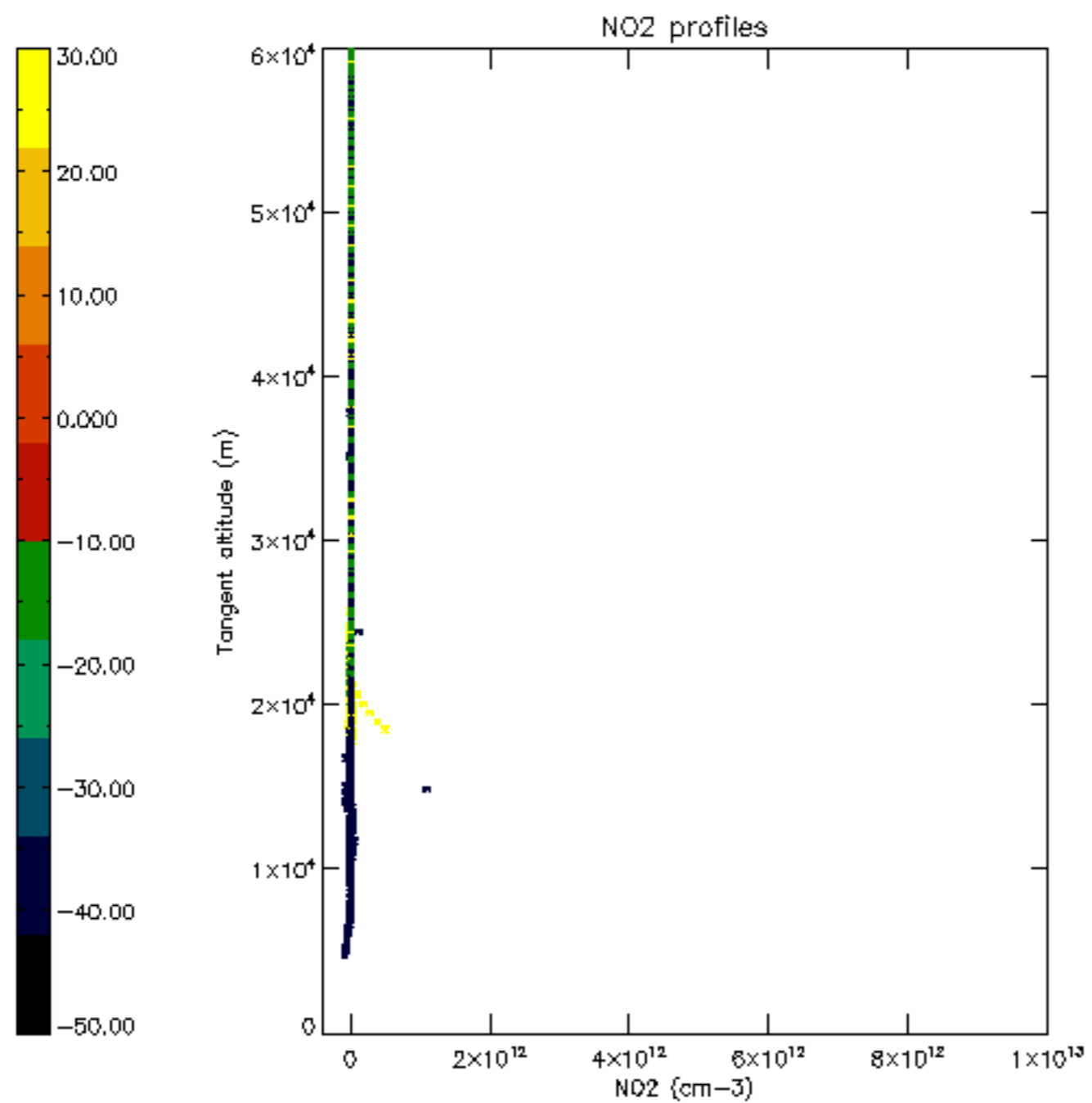


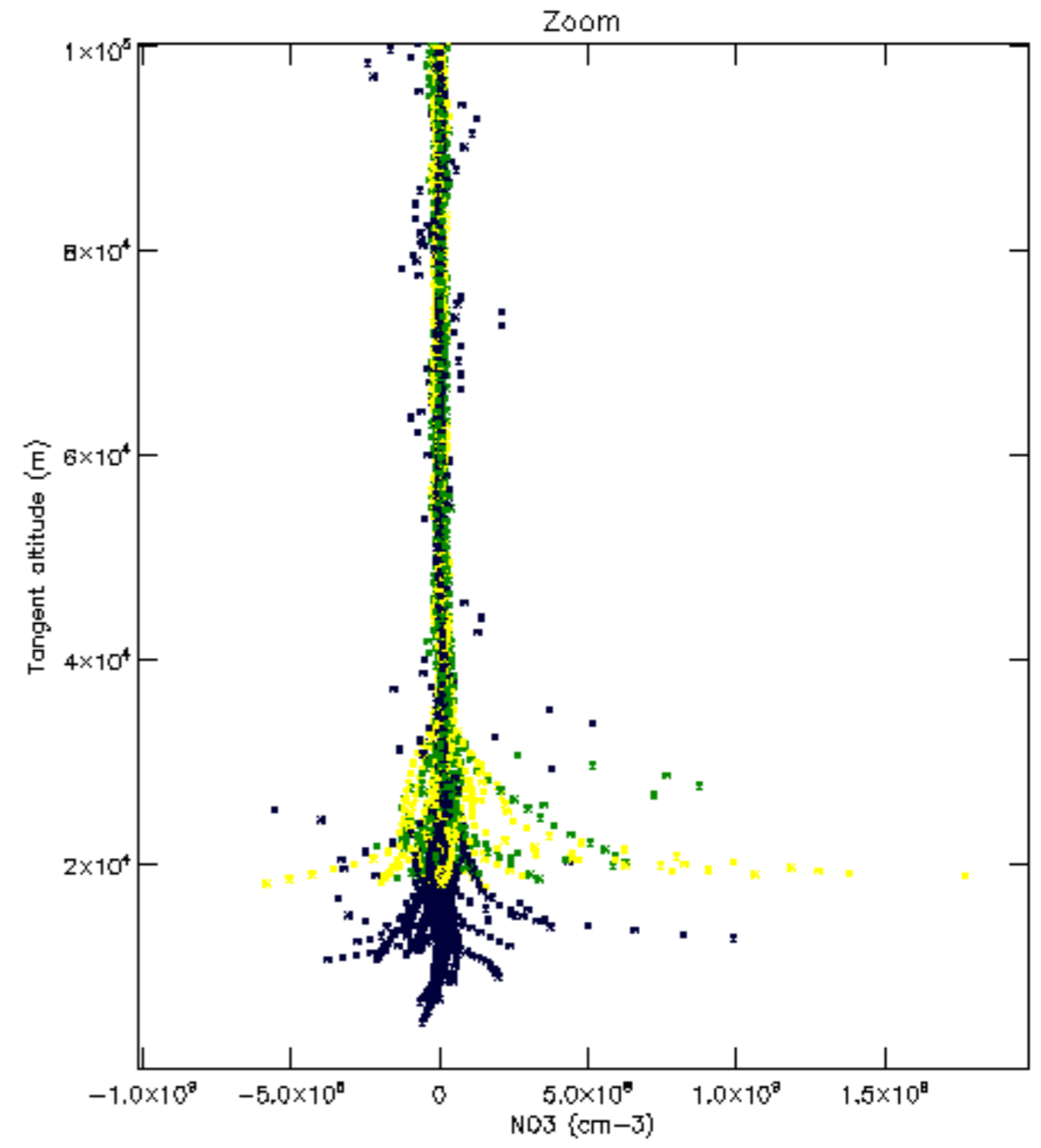
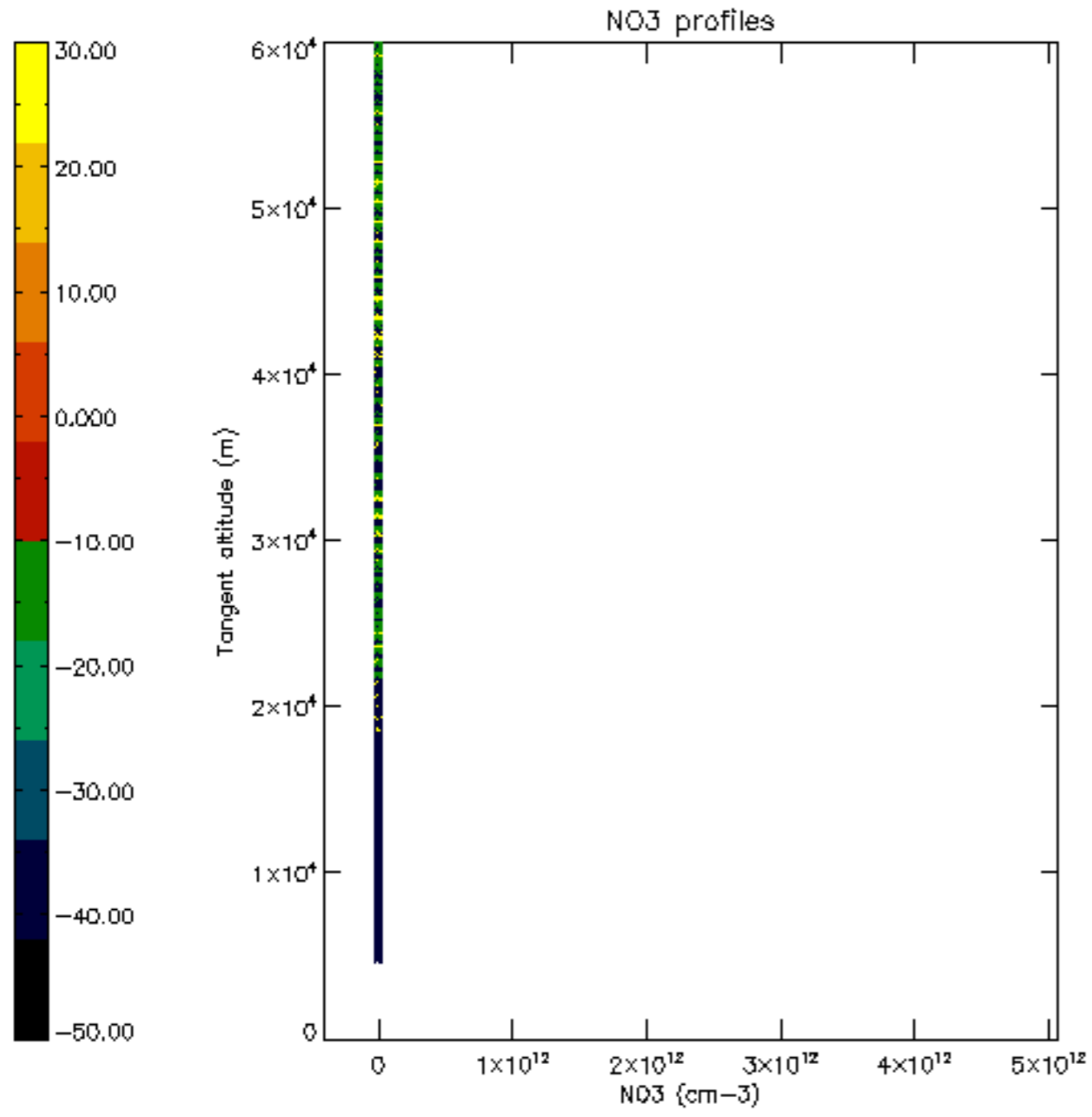


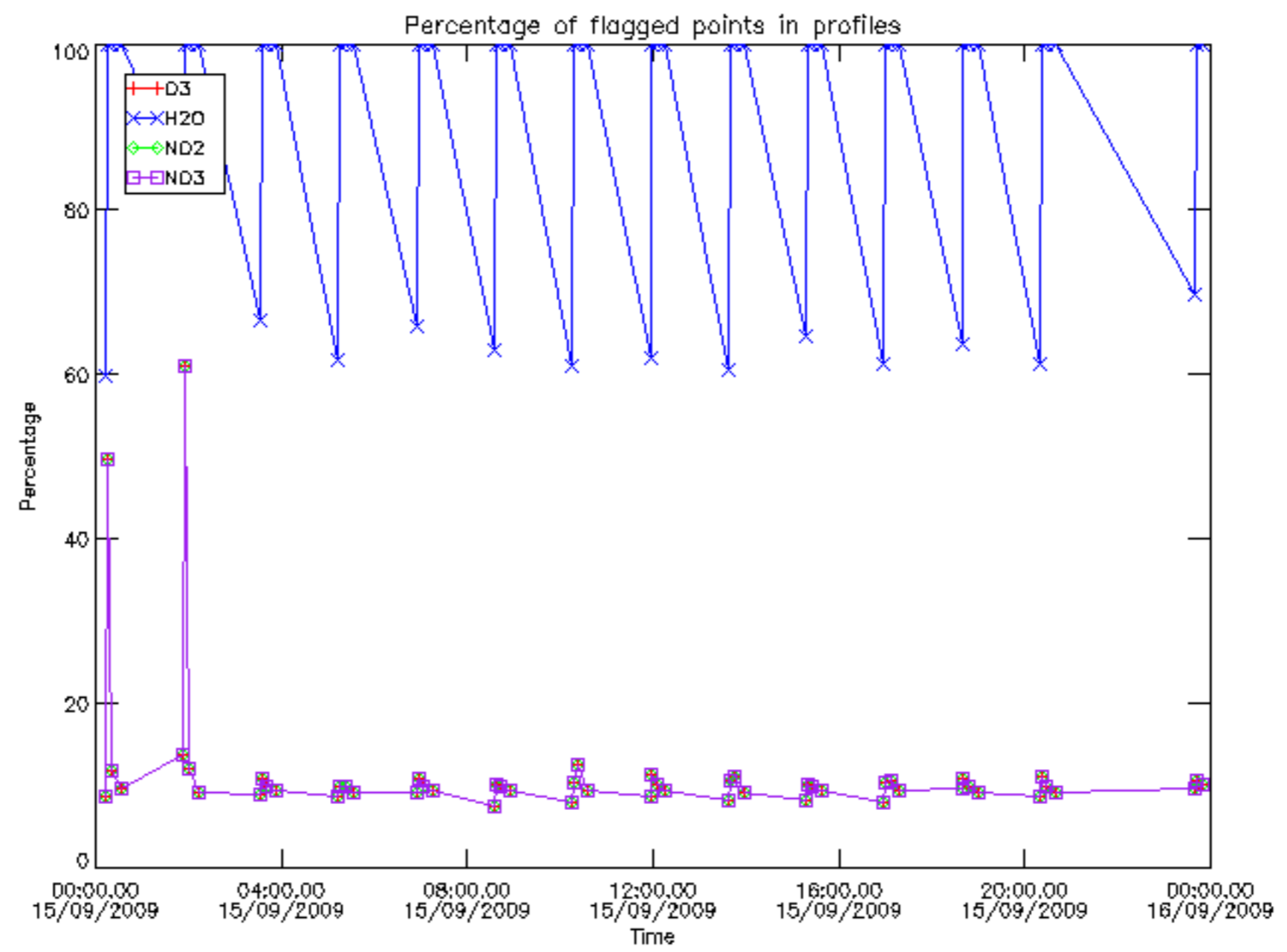




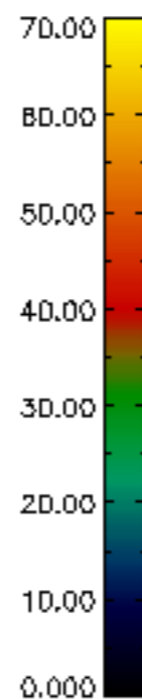
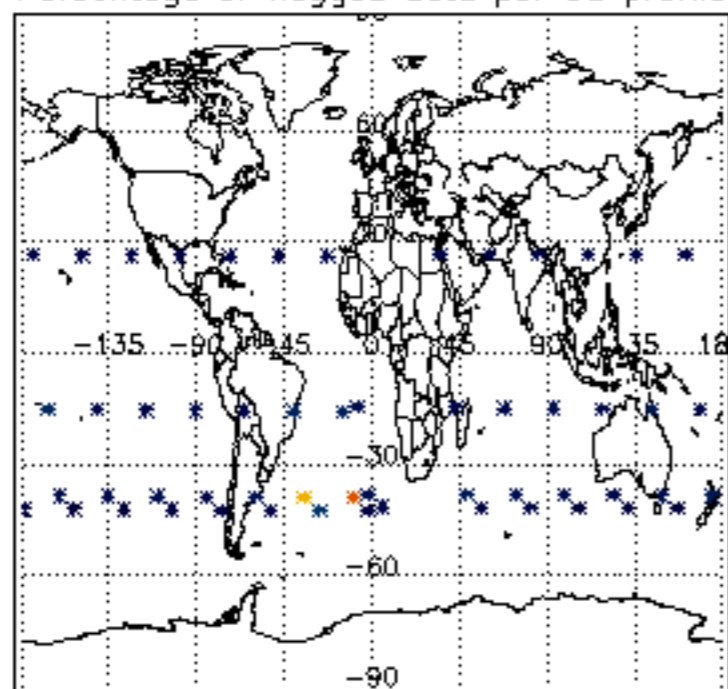




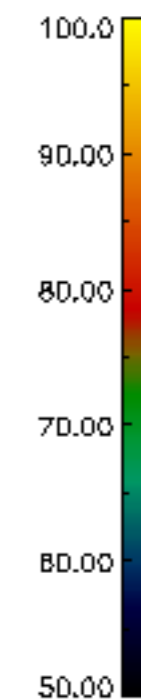
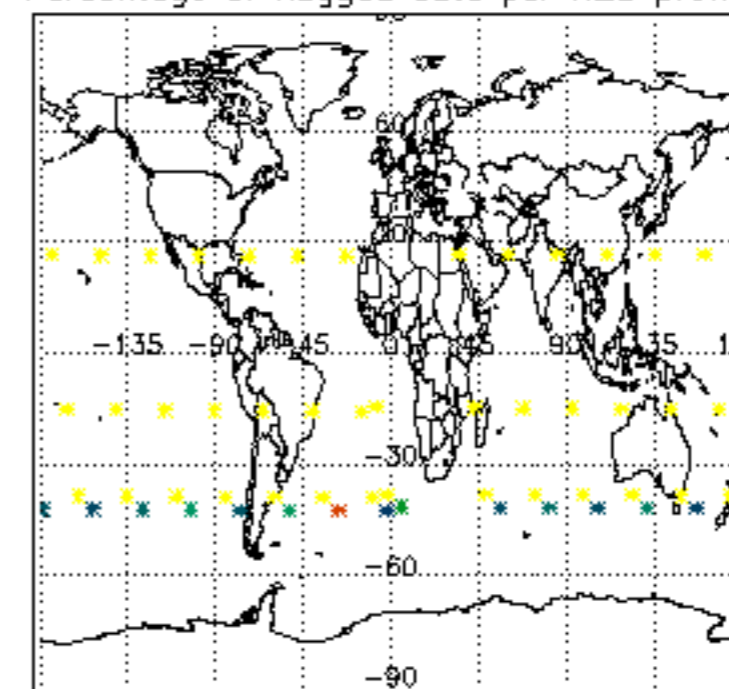




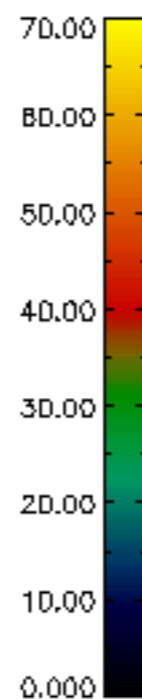
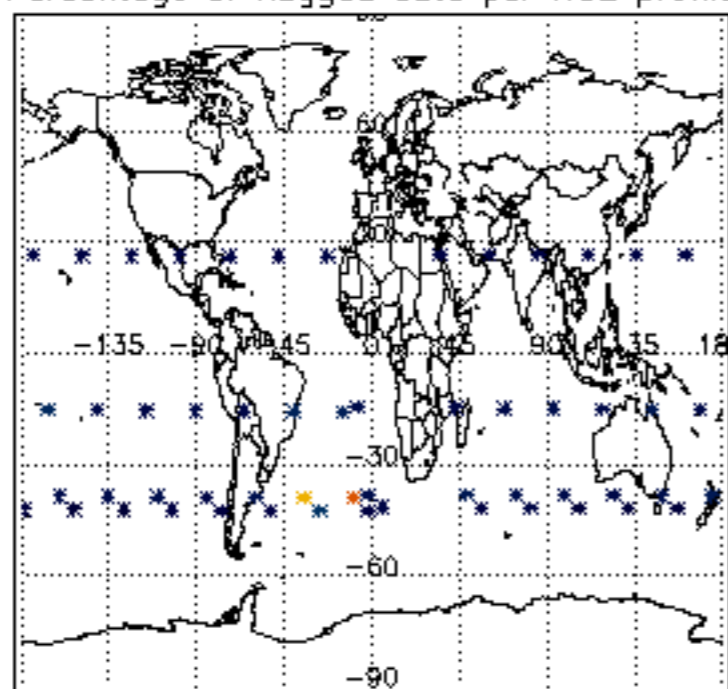
Percentage of flagged data per D3 profile



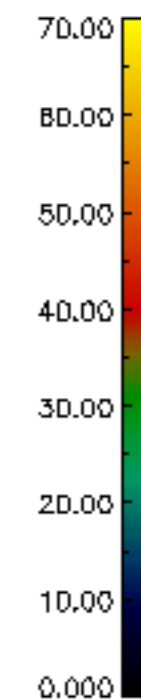
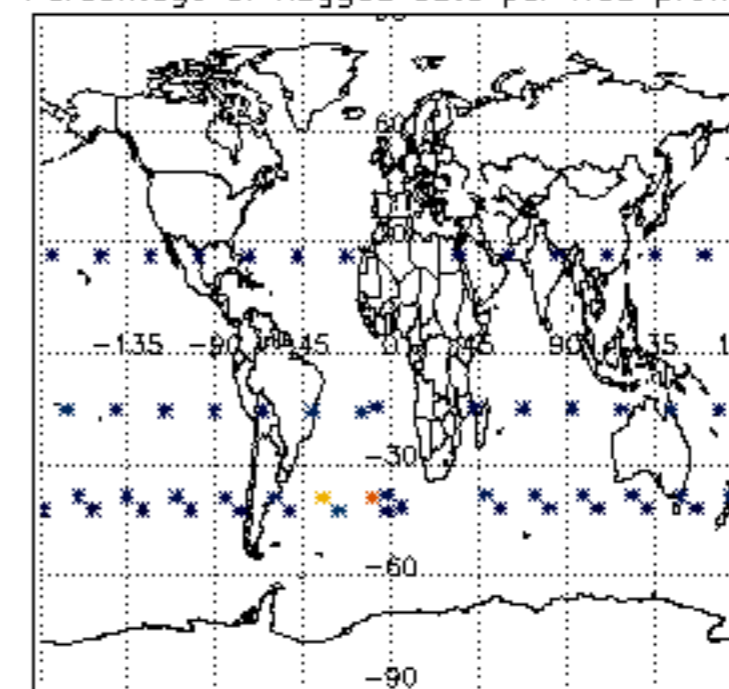
Percentage of flagged data per H2O profile

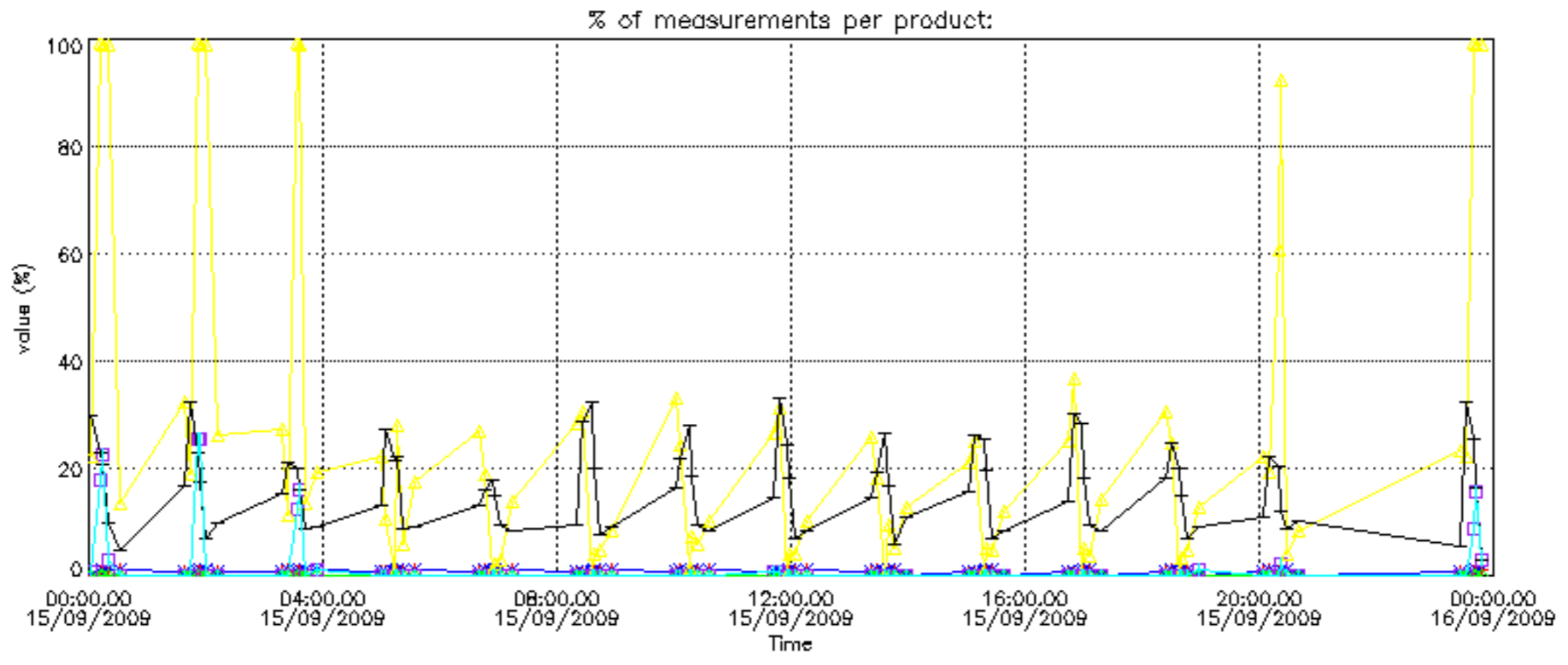


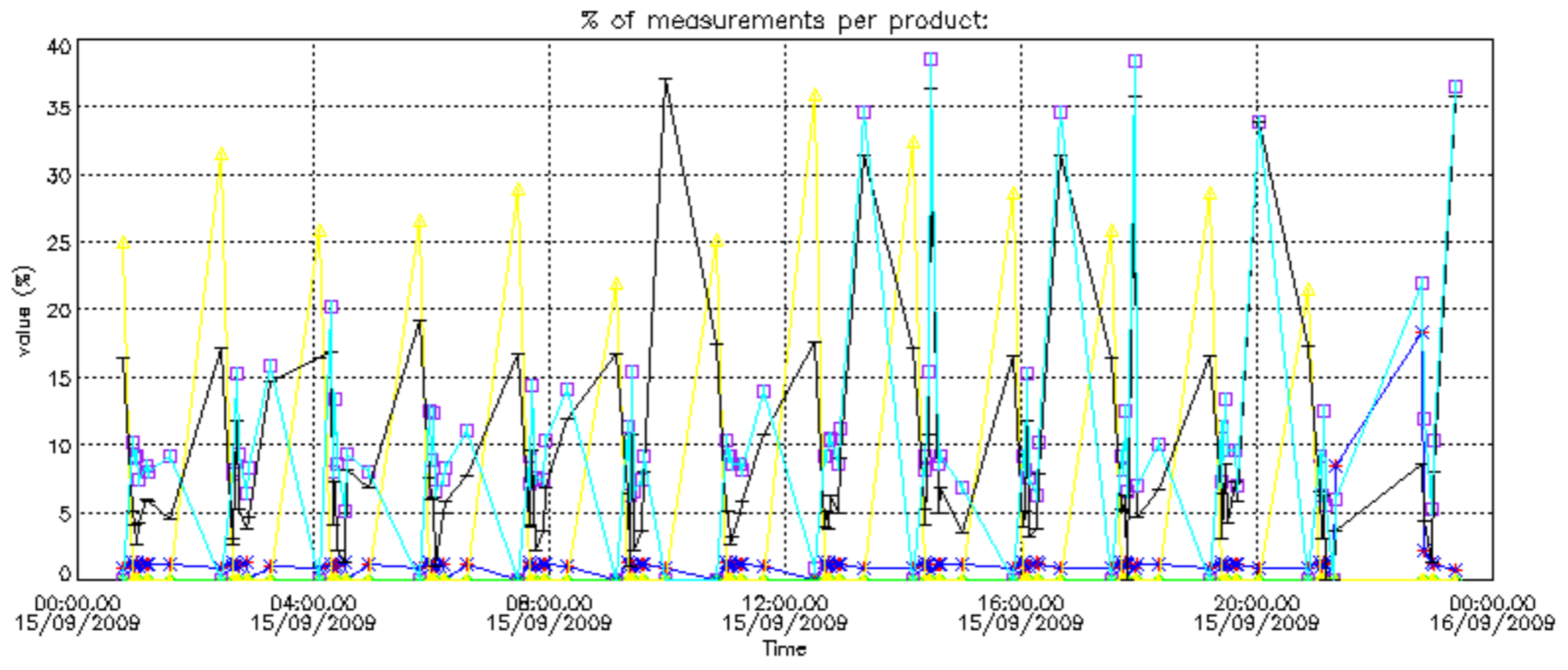
Percentage of flagged data per NO2 profile



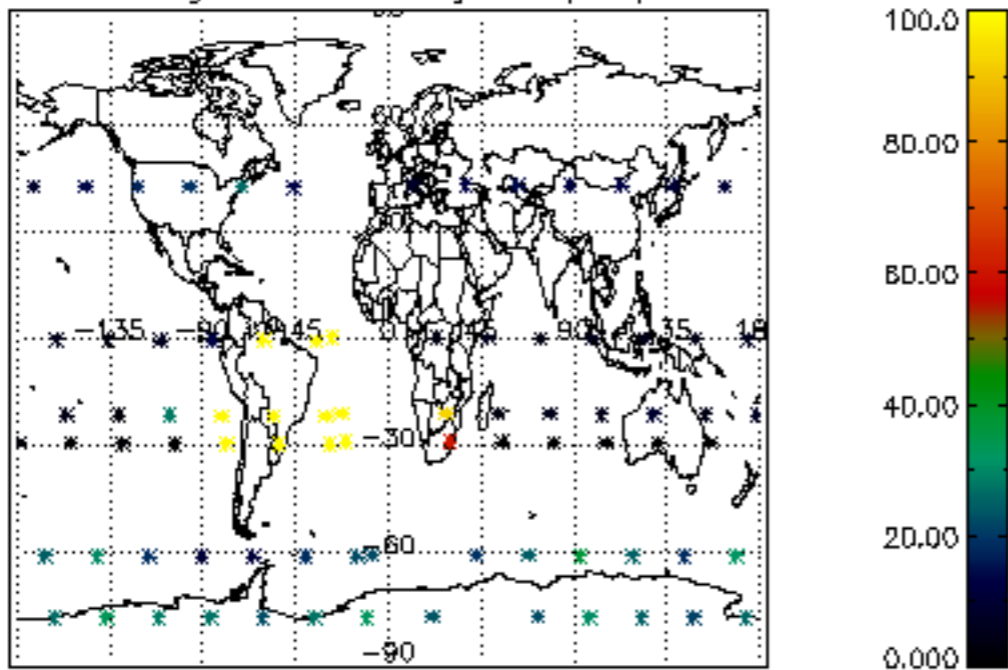
Percentage of flagged data per NO3 profile



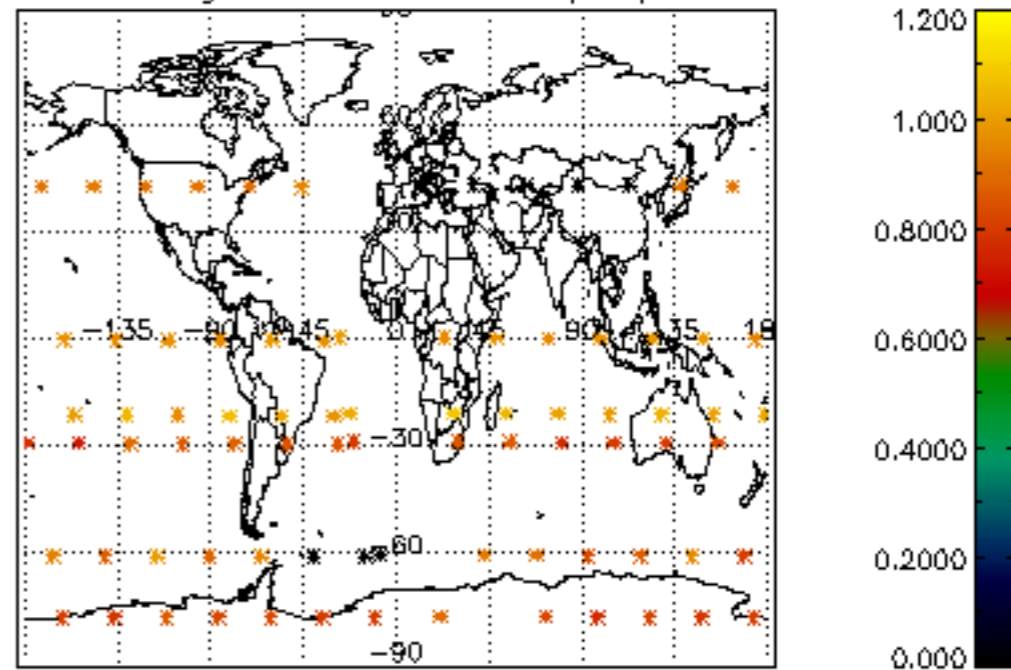




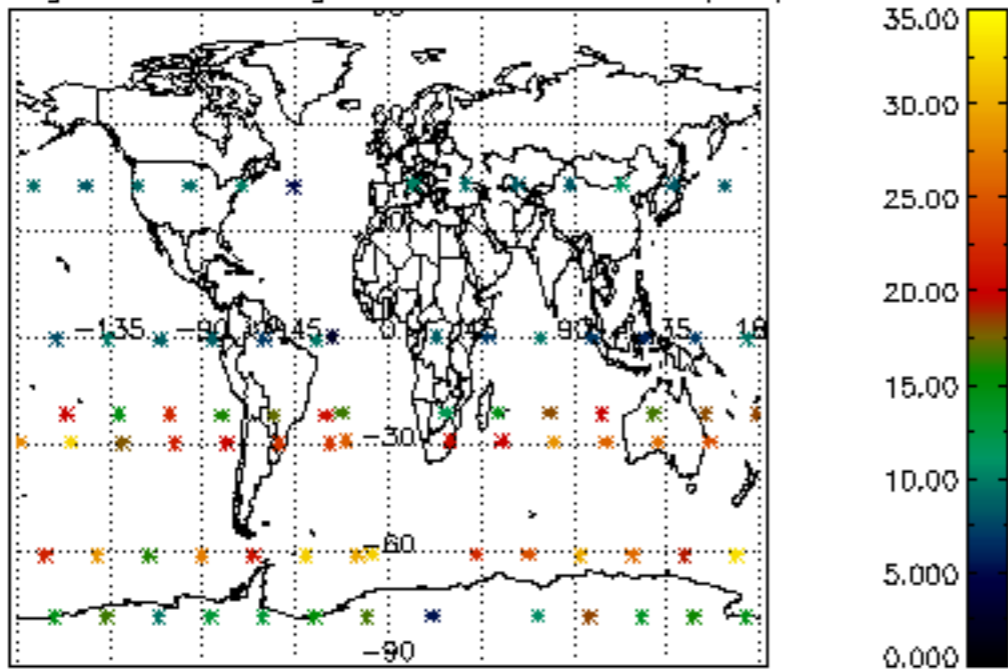
Percentage of cosmic ray hits per profile



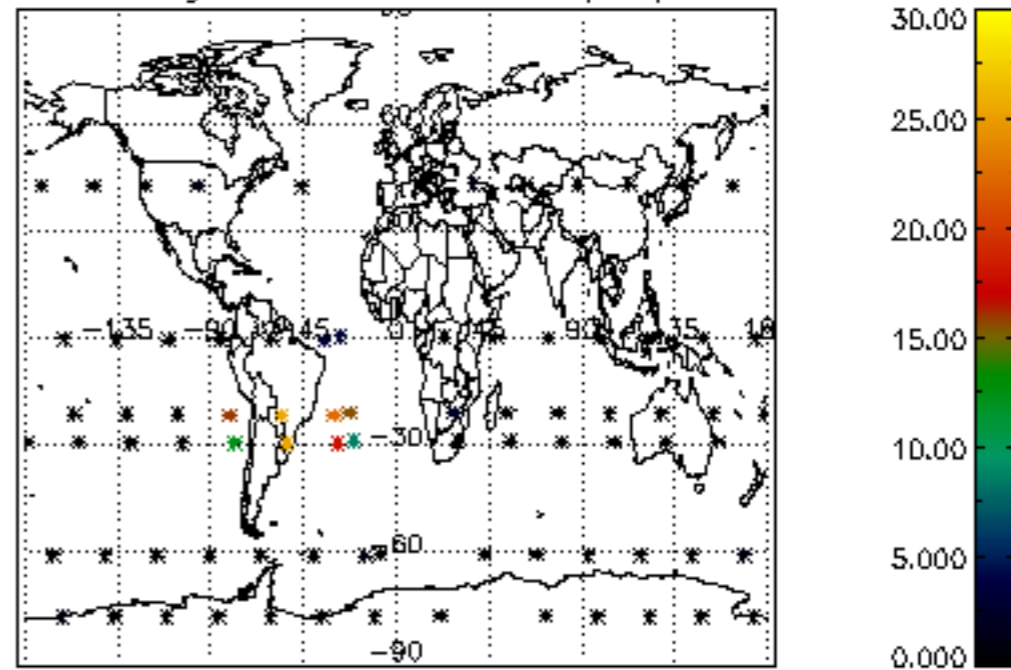
Percentage of datation errors per profile



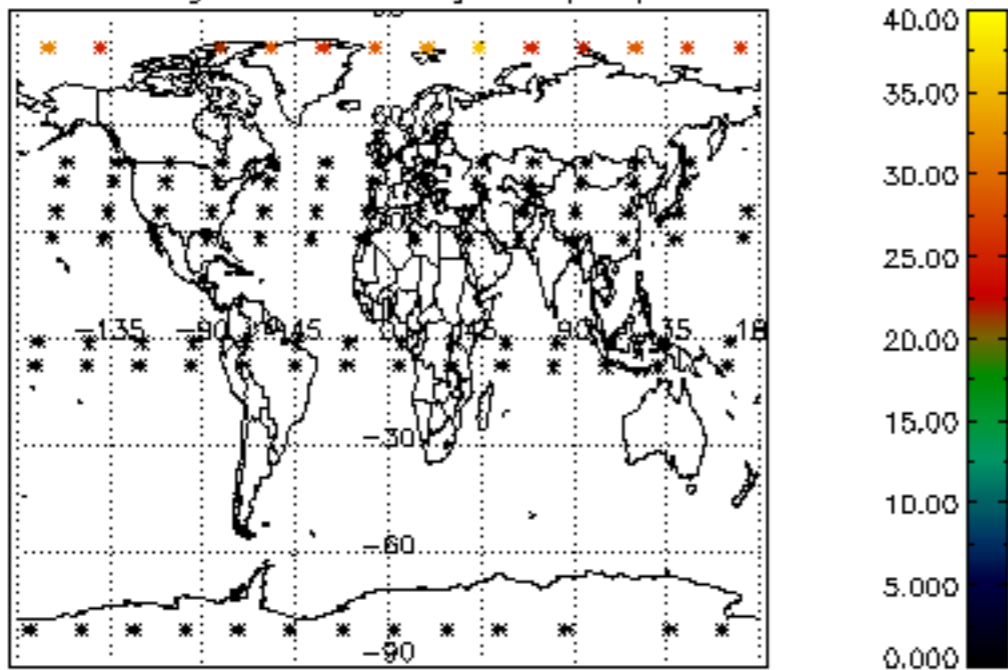
Percentage of star falling outside central band per profile



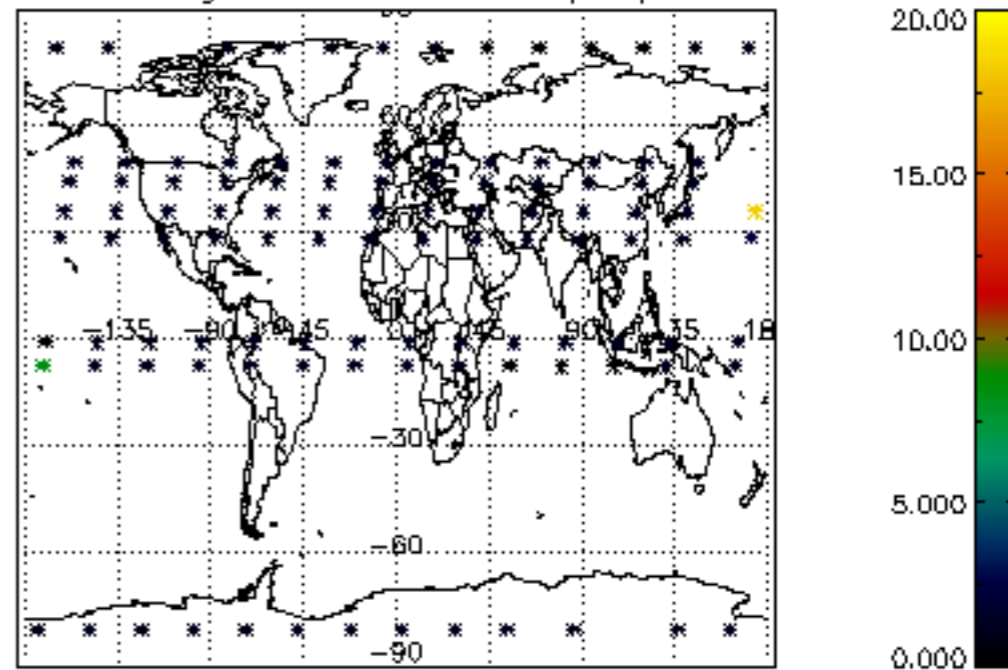
Percentage of saturation errors per profile



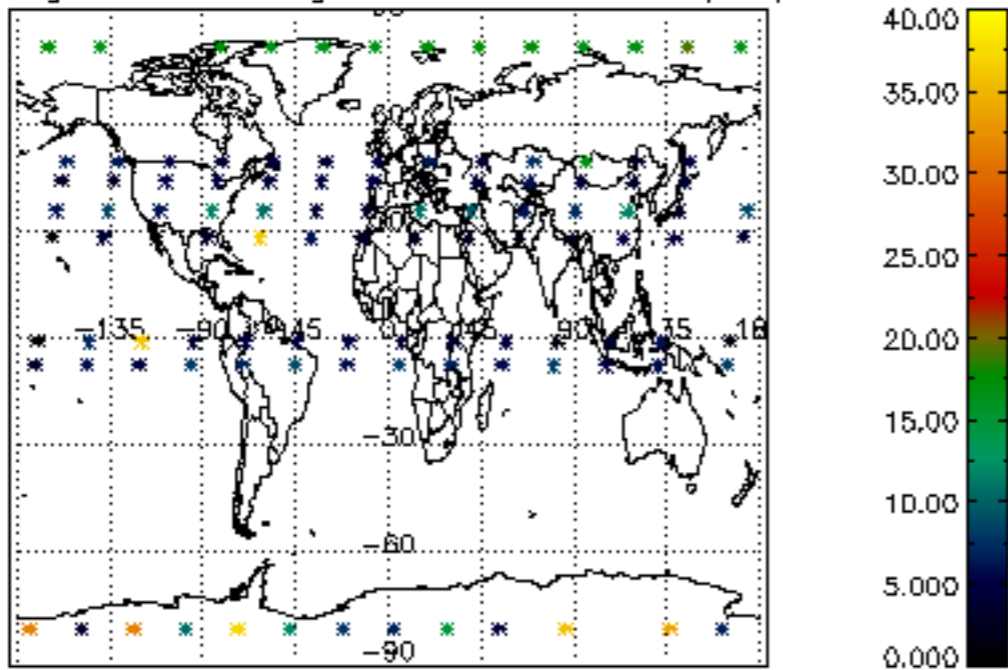
Percentage of cosmic ray hits per profile



Percentage of datation errors per profile



Percentage of star falling outside central band per profile



Percentage of saturation errors per profile

