

GOMOS Level 2 Daily Report

SUMMARY

[1. General Info](#)

[2. Summary of processed GOM_NL_2P products](#)

[3. Level 2 Quality information per product](#)

[3.1 Plot of level 2 quality information per product \(time dependant\)](#)

[3.2 Plot of level 2 quality information per product \(world map\)](#)

[4. Level 1 Quality information per product \(stored on level 2 products\)](#)

[4.1 Plot of level 1 quality information per product \(time dependant\)](#)

[4.1.1 Plot of level 1 quality information per product \(time dependant\): ASCENDING](#)

[4.1.2 Plot of level 1 quality information per product \(time dependant\): DESCENDING](#)

[4.2 Plot of level 1 quality information per product \(world map\)](#)

[4.2.1 Plot of level 1 quality information per product \(world map\): ASCENDING](#)

[4.2.2 Plot of level 1 quality information per product \(world map\): DESCENDING](#)

[5. Ozone profiles based on quality statistics and other trace gas profiles](#)

[5.1 Ozone statistics based on quality of products](#)

[5.2 Plot ozone profiles for all STD \(dark without errors\)](#)

[5.3 Plot ozone profiles where STD < 20% \(dark without errors\)](#)

[5.4. Plot ozone profiles where STD < 10% \(dark without errors\)](#)

[5.5. Plot ozone profiles where STD < 5% \(dark without errors\)](#)

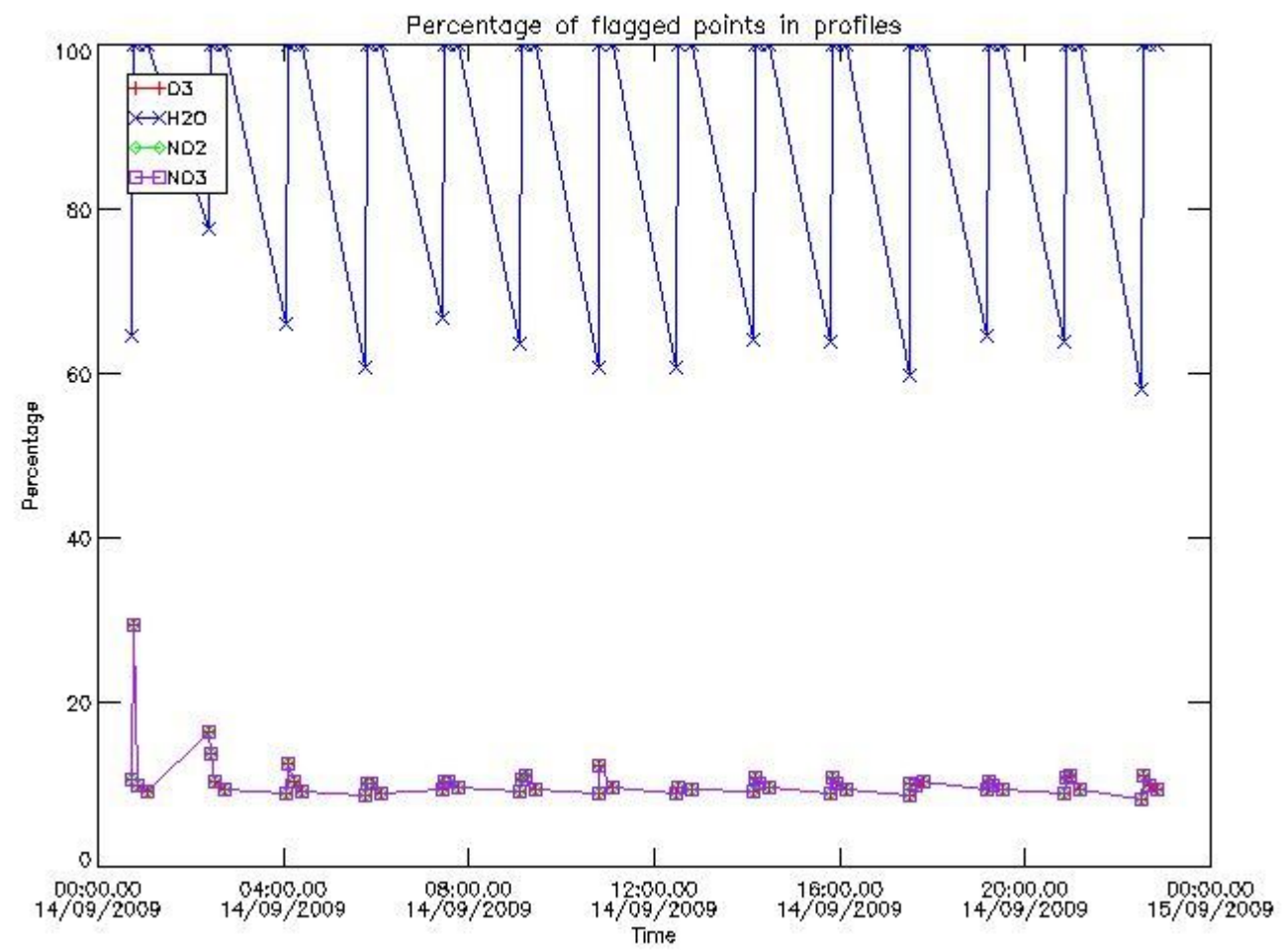
[5.6 Plot NO2 profiles for all STD \(dark without errors\)](#)

[5.7 Plot NO3 profiles for all STD \(dark without errors\)](#)

[5.8 Plot H2O profiles \(only for occultations of stars 1,2,3,4,13,14,16,26,63 dark without errors\) for all STD](#)

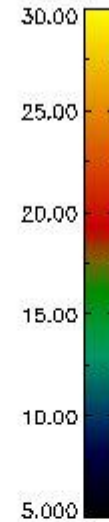
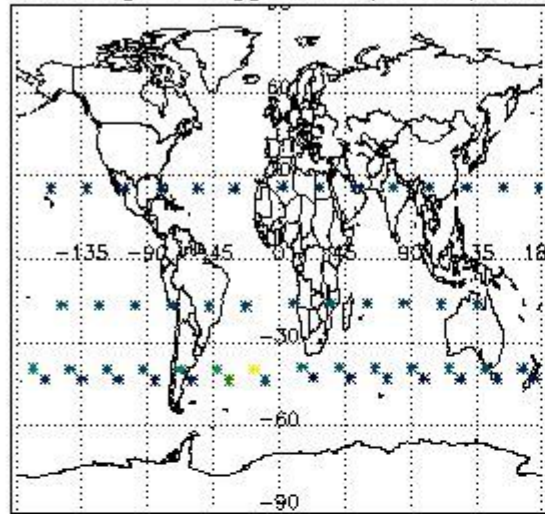
[6. Auxiliary Data Files used for the production reported in section 2](#)

3.1 Plot quality information per product (time dependant)

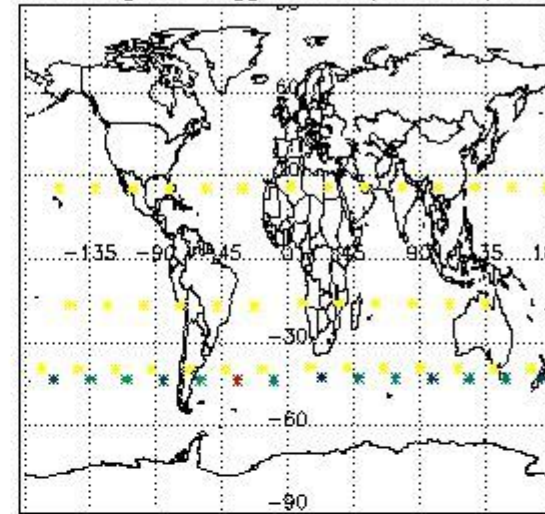


3.2 Plot quality information per product (world map)

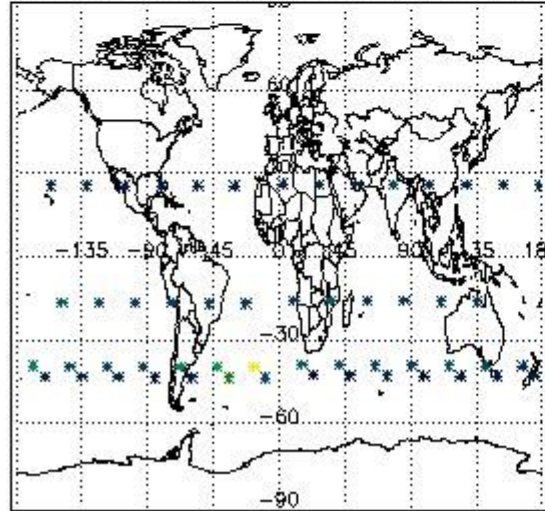
Percentage of flagged data per O3 profile



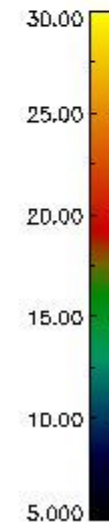
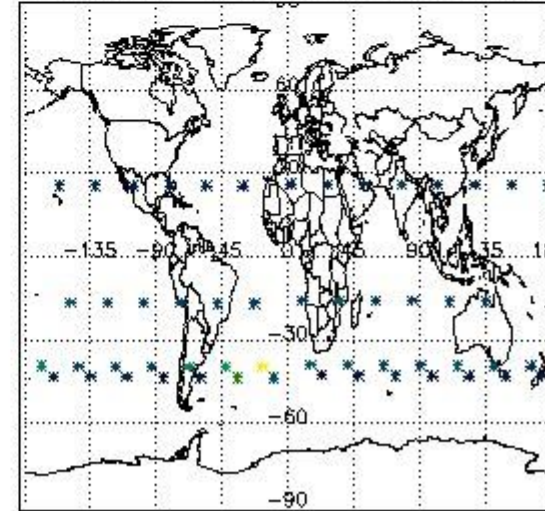
Percentage of flagged data per H2O profile



Percentage of flagged data per NO2 profile



Percentage of flagged data per NO3 profile

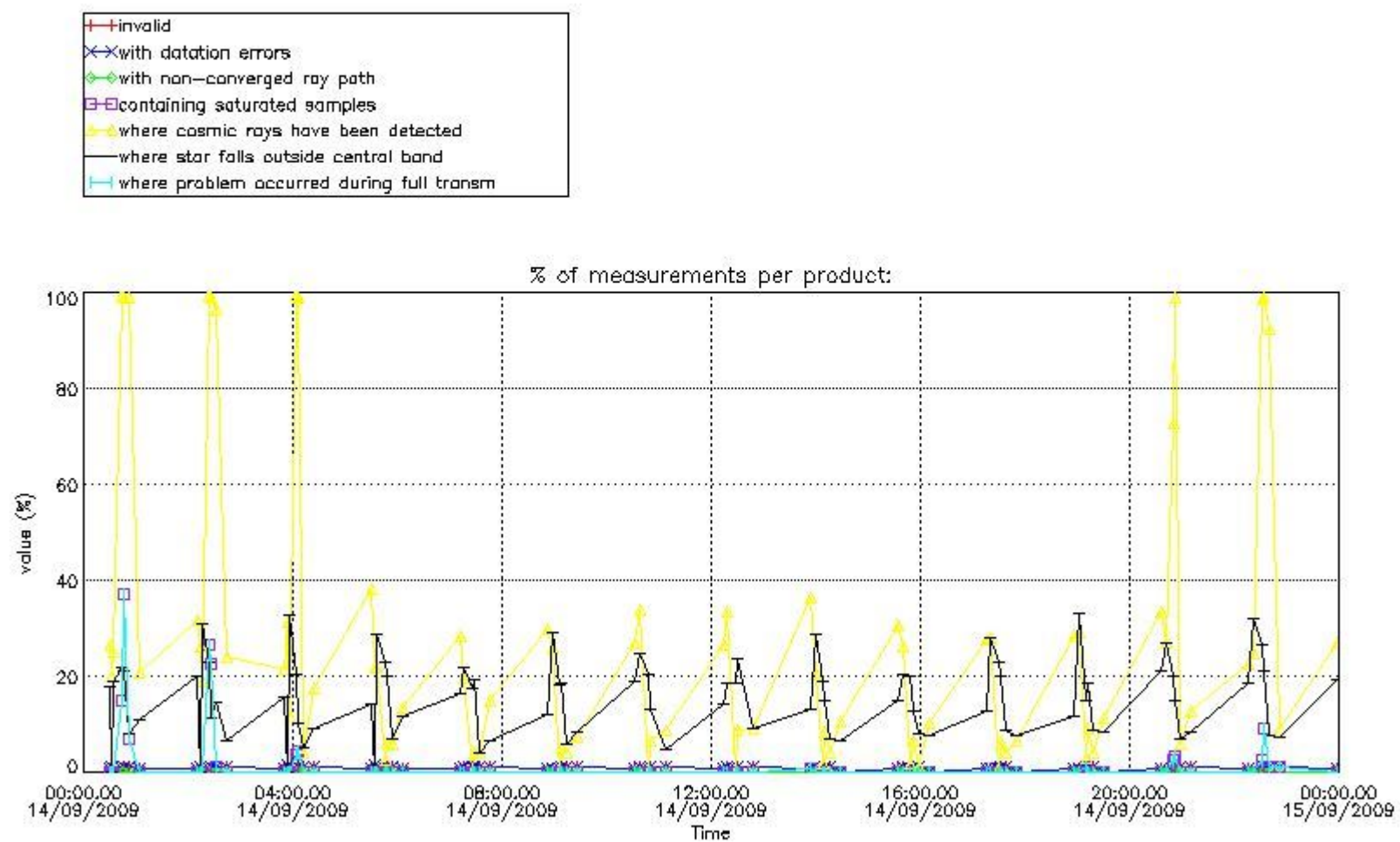


4. Level 1 quality information per product

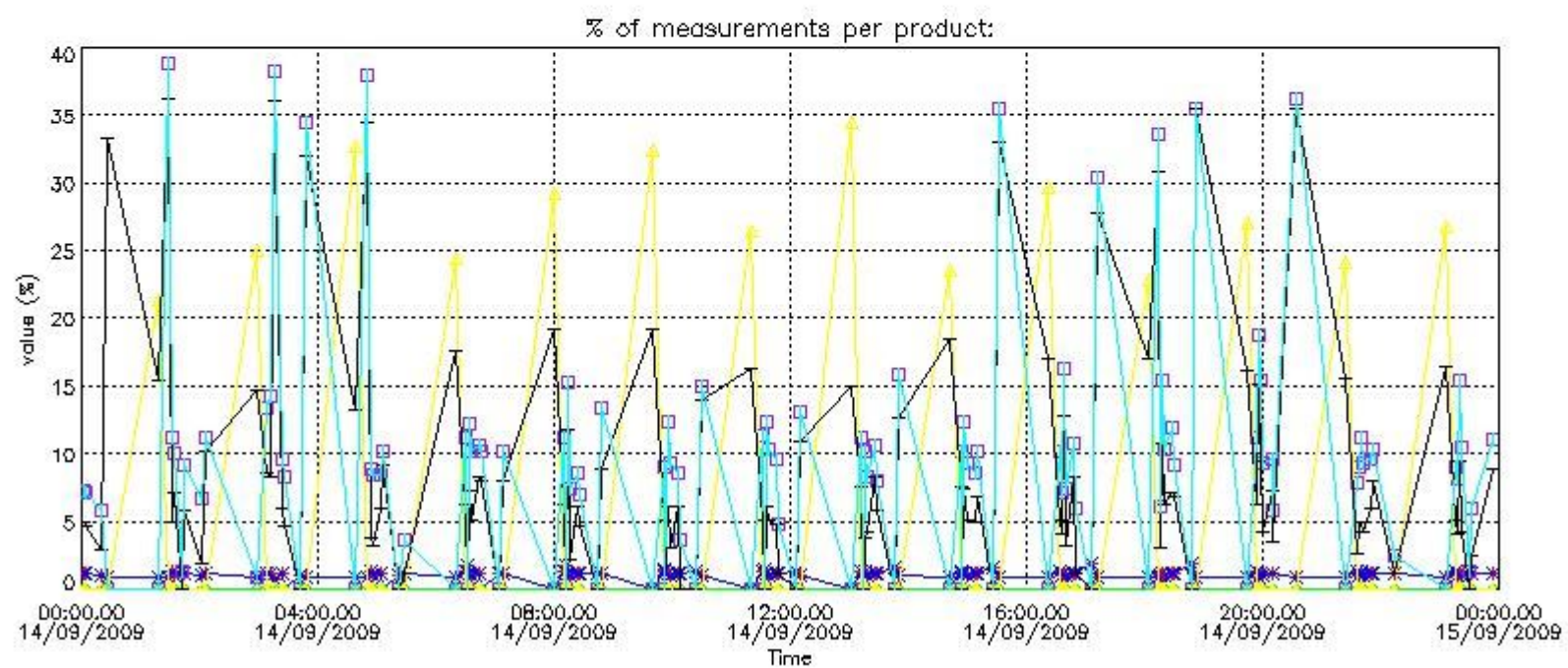
In this section it is plotted some information contained in the Quality Summary data set of the level 2 products that comes from the level 1b processing. Products without errors (error flag in the MPH set to "0") are used.

4.1 Plot quality information per product (time dependant) coming from level 1b processing

4.1.1 Plot level 1 quality information per product (time dependant): ENVISAT ASCENDING passes

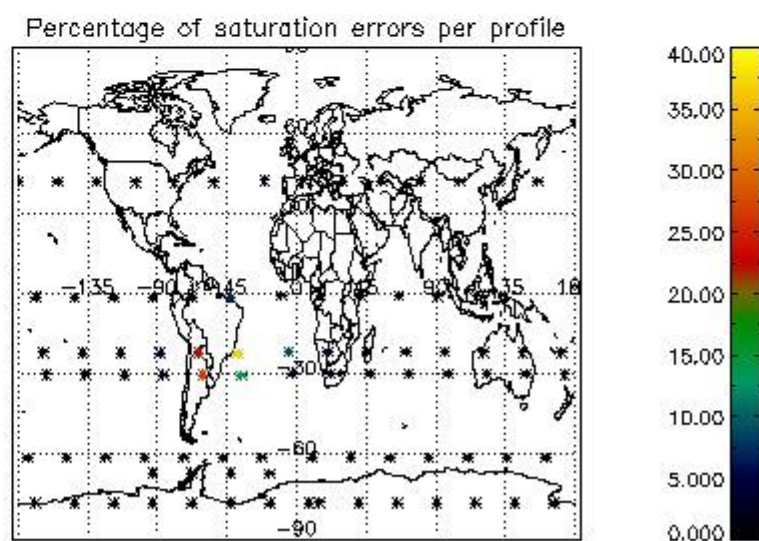
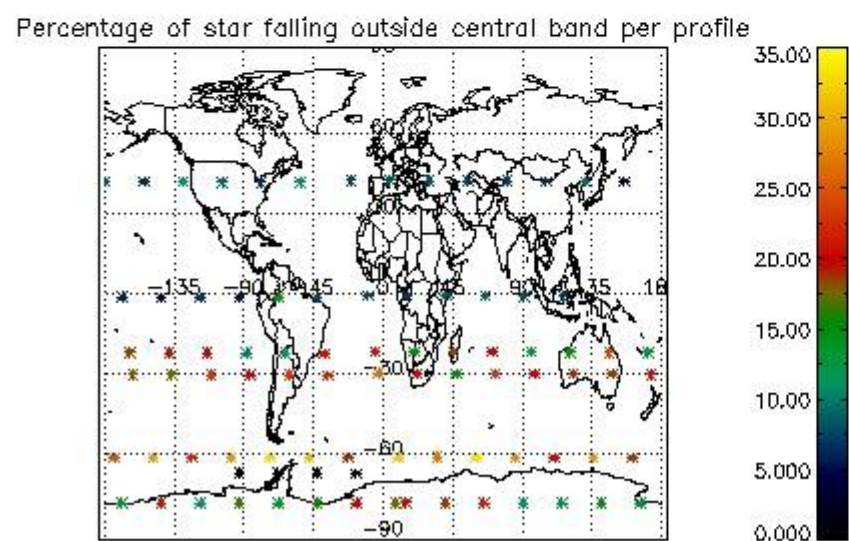
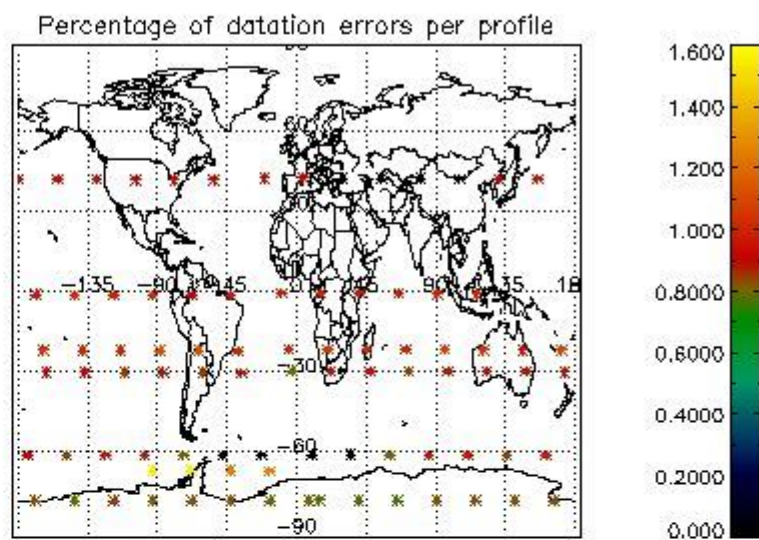
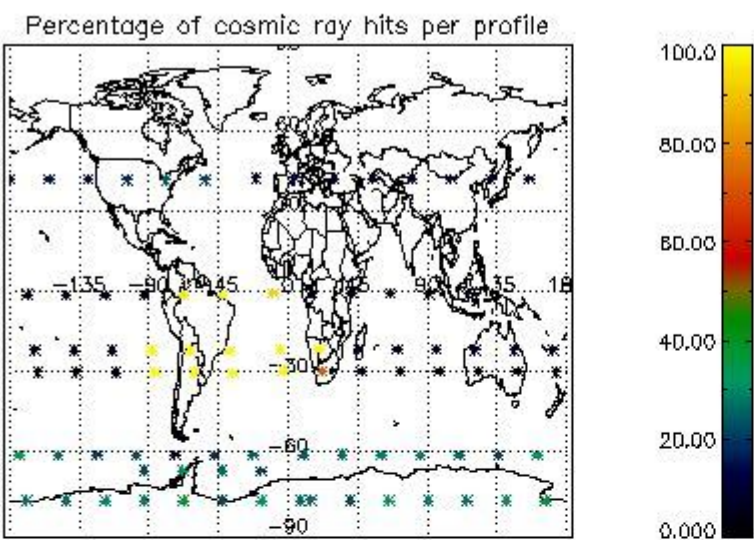


4.1.2 Plot level 1 quality information per product (time dependant): ENVI SAT DESCENDING passes

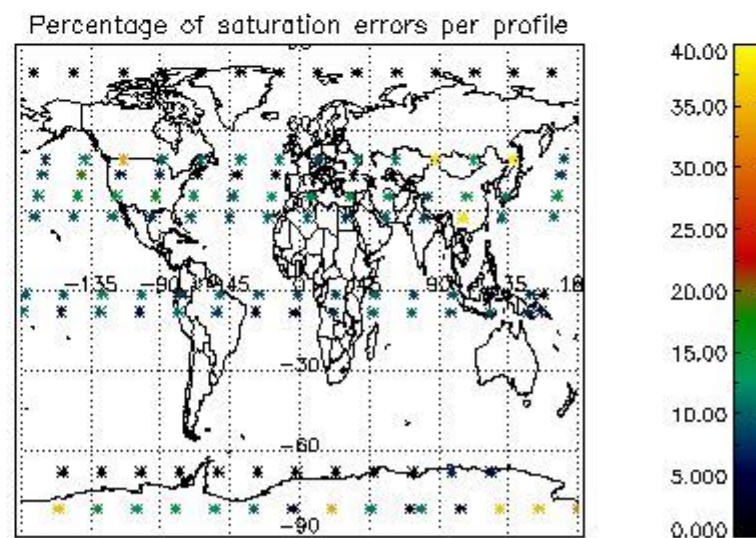
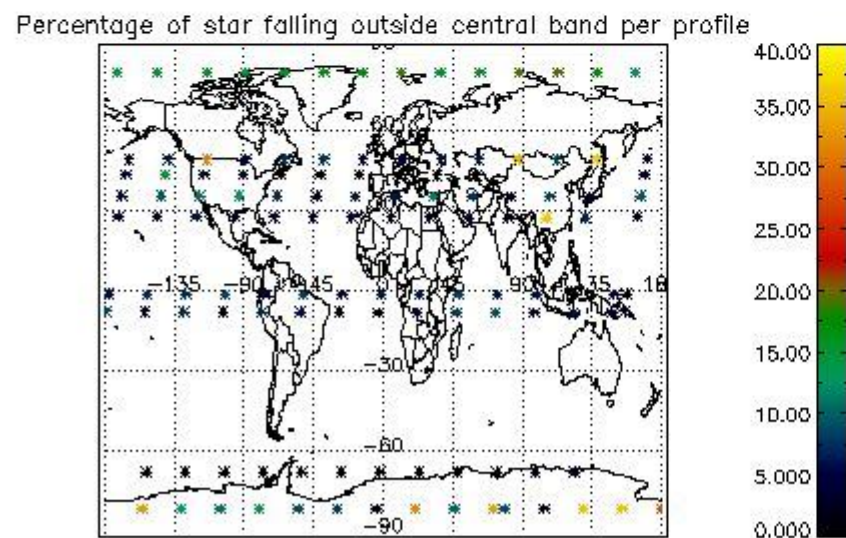
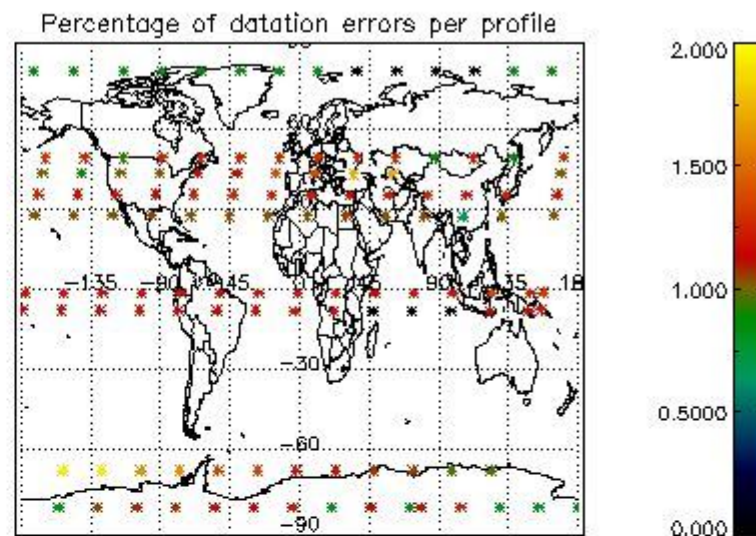
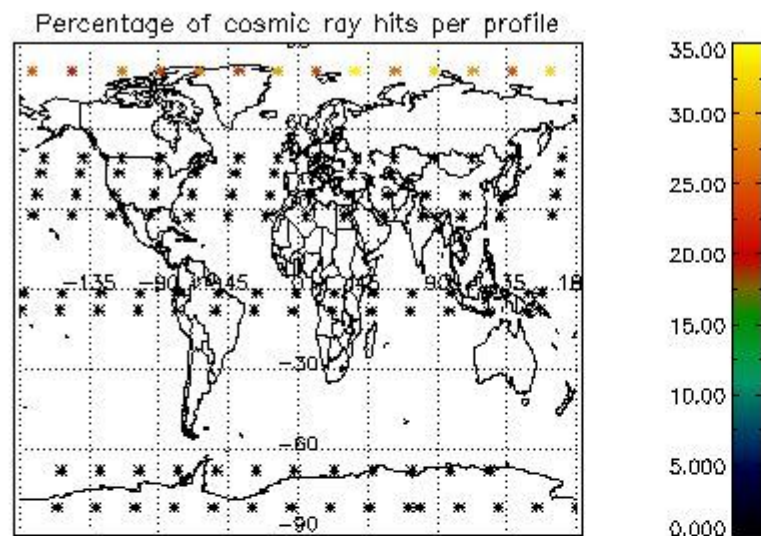


4.2 Plot quality information per product coming from level 1b processing (world map)

4.2.1 Plot level 1 quality information per product (world map): ENVISAT ASCENDING passes



4.2.2 Plot level 1 quality information per product (world map): ENVISAT DESCENDING passes



5. Trace gas profiles

5.1 Ozone statistics based on quality of products

The final quality of the products can be "measured" using the STD (Standard Deviation) attached to every point profile. This information is written to the parameter GOM_NL__2P/NL_LOCAL_SPECIES_DENSITY/o3_std of the level 2 products. The table below shows the statistics for given STD ranges.

The statistics are given with respect to the overall valid production:

- Products without fatal errors: GOM_NL__2P/MPH/PRODUCT_ERR=0
- Valid point profile: GOM_NL__2P/NL_LOCAL_SPECIES_DENSITY/pcd(0)=0

The 'Criteria' is applied to valid points of dark limb products:

- Products in dark limb illumination condition: GOM_NL__2P/NL_SUMMARY_QUALITY/obs_ill_cond=0
- Products without fatal errors: GOM_NL__2P/MPH/PRODUCT_ERR=0
- Valid point profile: GOM_NL__2P/NL_LOCAL_SPECIES_DENSITY/pcd(0)=0

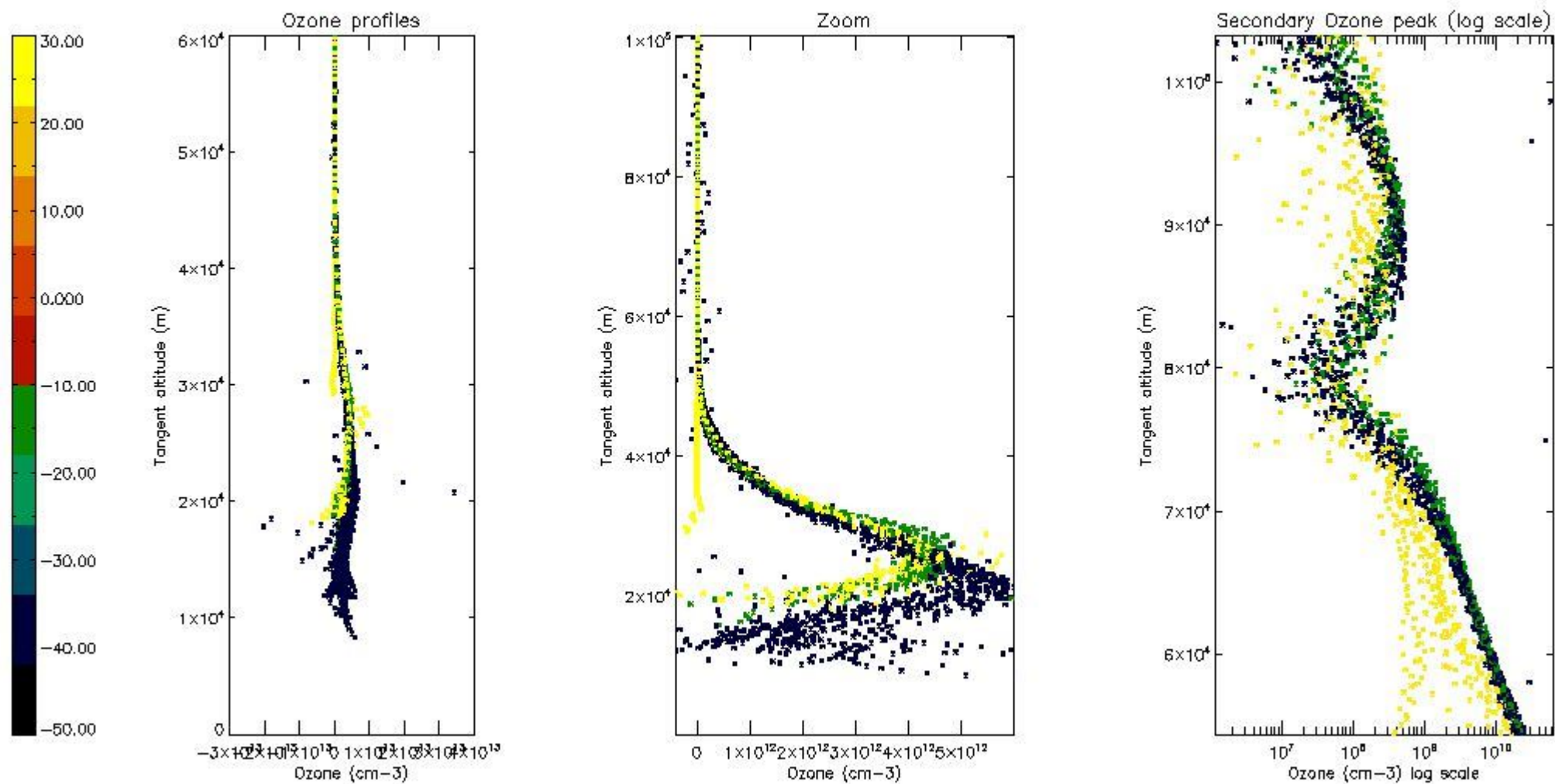
So, the table below shows the percentage of dark limb and valid observations for each criteria with respect to the overall valid daily observations.

Criteria	% of total production
All STD	28
STD < 20	17

STD < 10	14
STD < 5	10

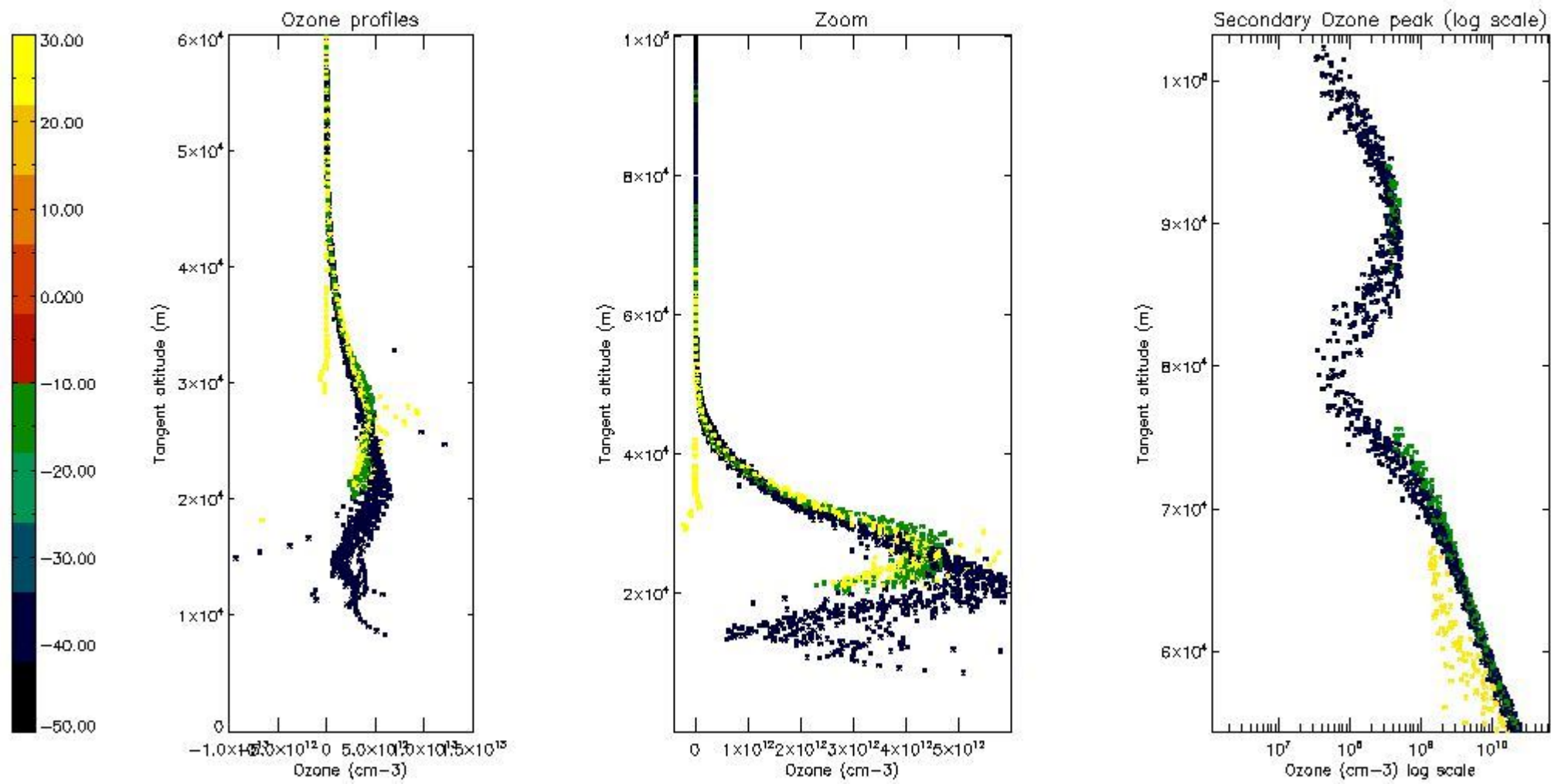
5.2 Plot ozone profiles for all STD (dark without errors)

The colorbar represents the latitude.



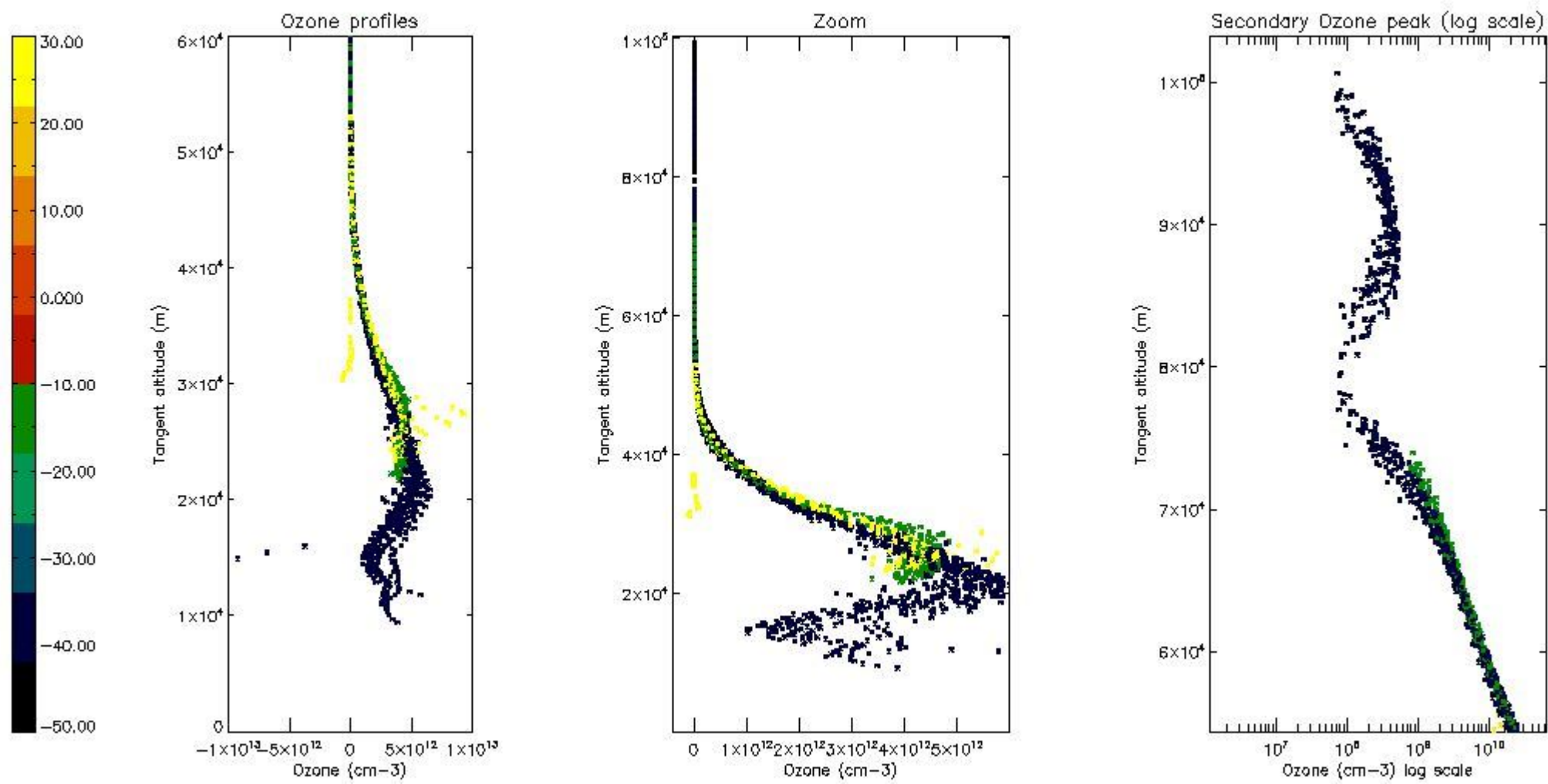
5.3 Plot ozone profiles where STD < 20% (dark without errors)

The colorbar represents the latitude.



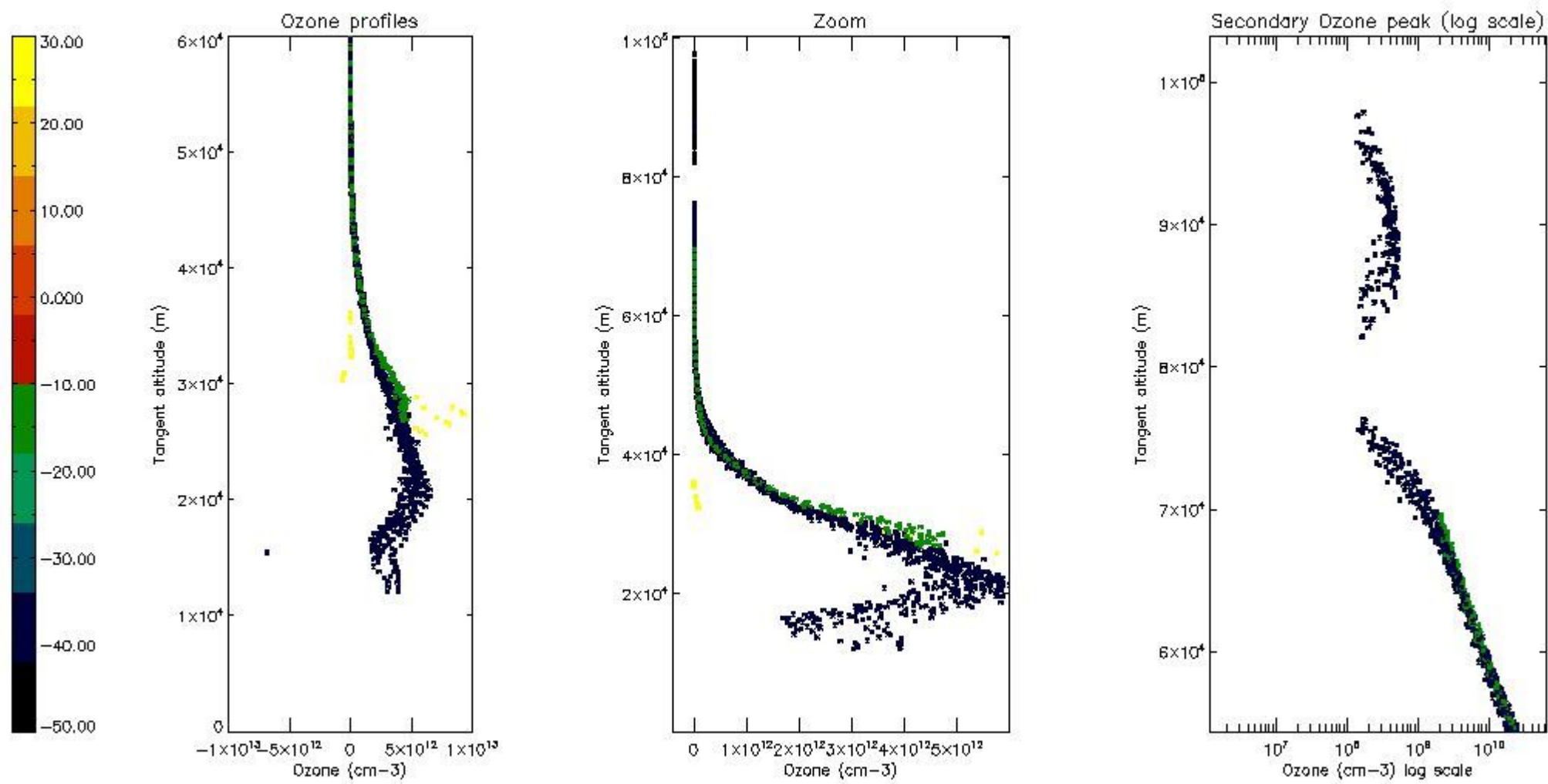
5.4 Plot ozone profiles where STD < 10% (dark without errors)

The colorbar represents the latitude.



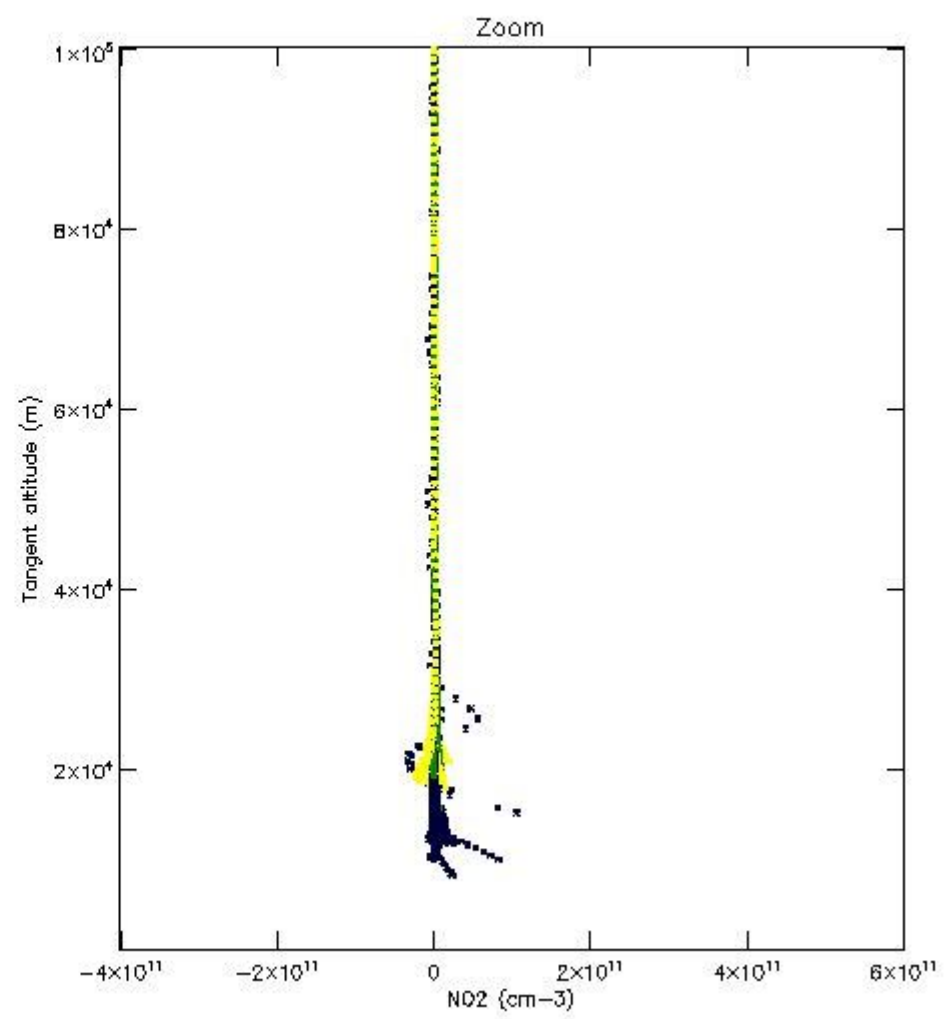
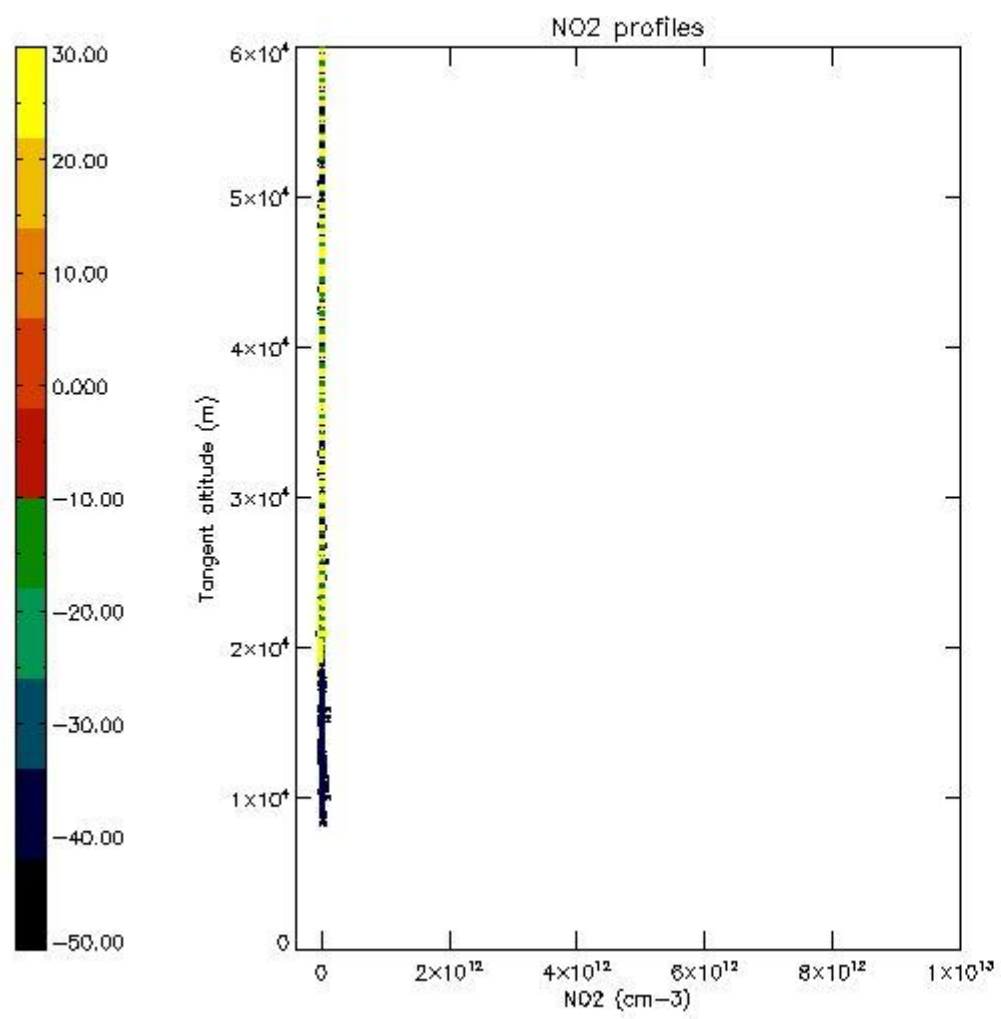
5.5 Plot ozone profiles where STD < 5% (dark without errors)

The colorbar represents the latitude.



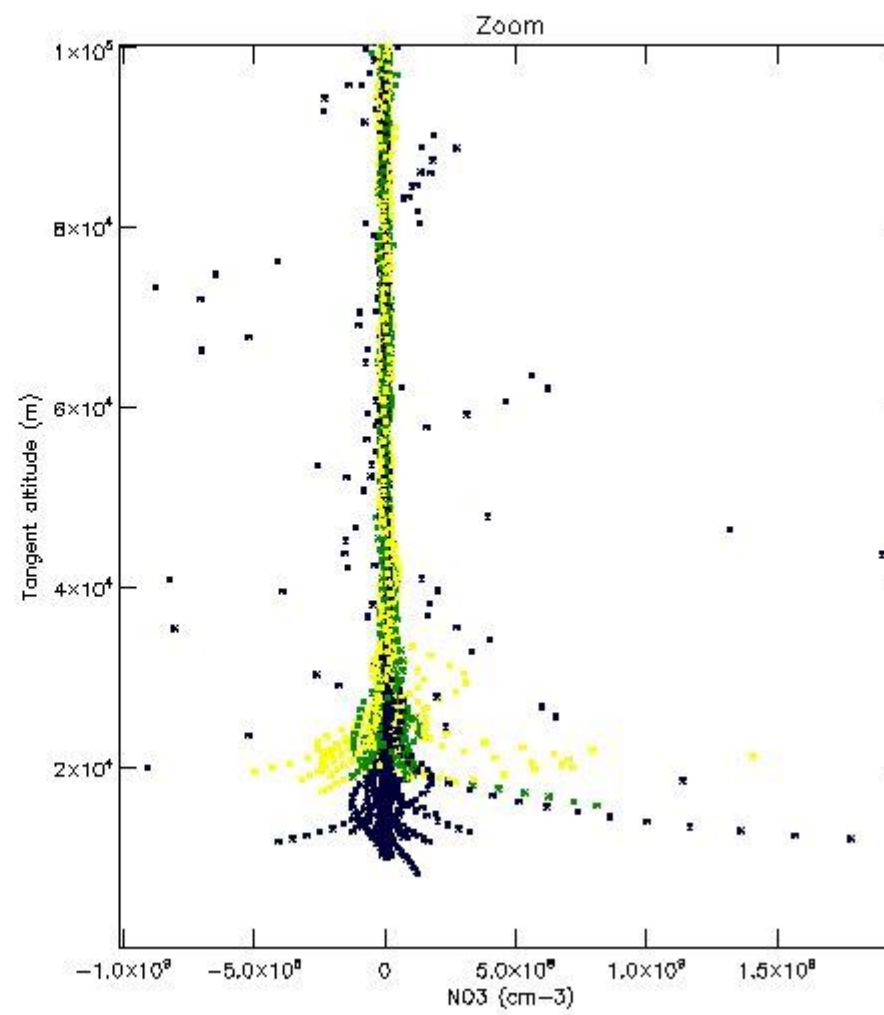
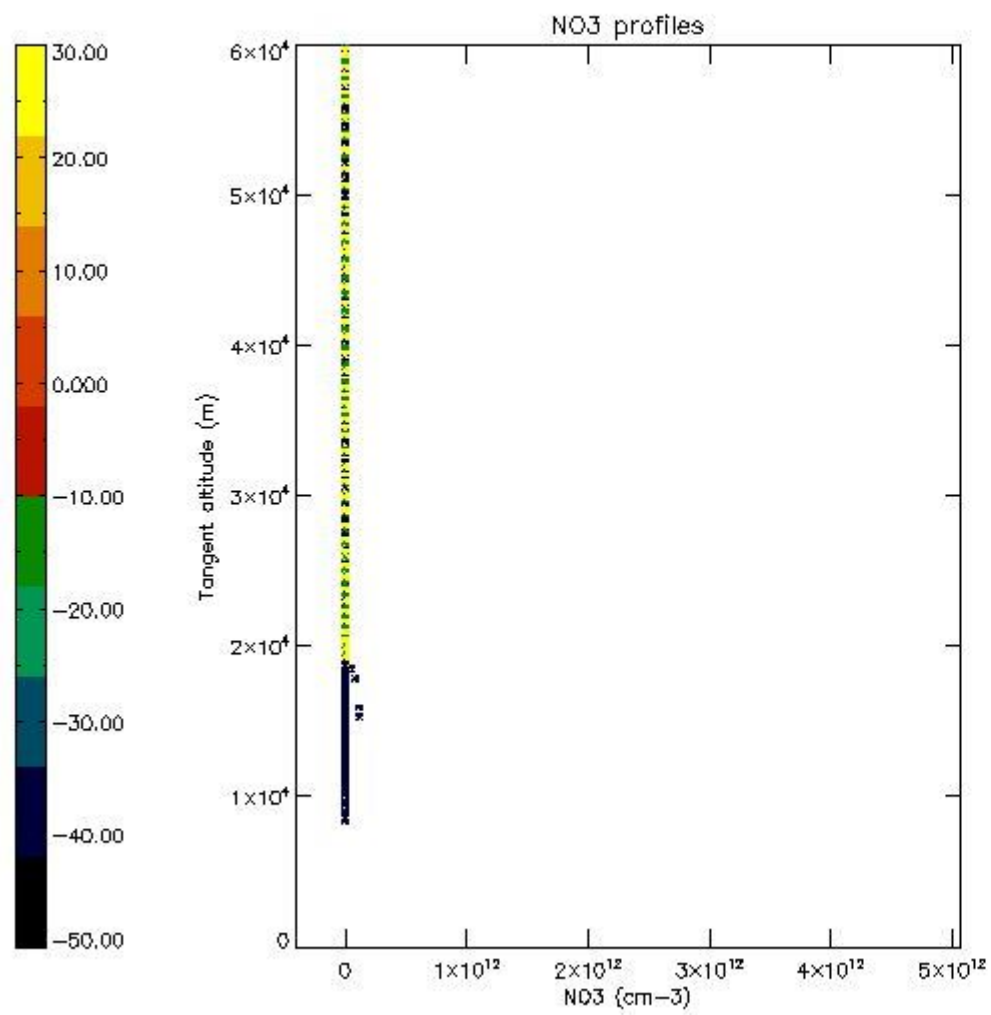
5.6 Plot NO₂ profiles for all STD (dark without errors)

The colorbar represents the latitude.



5.7 Plot NO3 profiles for all STD (dark without errors)

The colorbar represents the latitude.



6. Auxiliary Data Files used for the production reported in section 2

The number reported in the third column indicates since which file (see list in section 2) the corresponding auxiliary file has been used. The fourth column is the date of those product files.

Type	Auxiliary Filename	Used since product	Used since product date
INST_PHYS_CHARACTERISTICS	GOM_INS_AXVIEC20091111_143220_20030716_120000_20500101_000000	1	14-SEP-2009 00:01:58
LEVEL-2_PROC_CONFIG	GOM_PR2_AXVIEC20091111_152718_20020301_000000_20500101_000000	1	14-SEP-2009 00:01:58
CROSS_SECTIONS_FILE	GOM_CRS_AXVIEC20091111_154832_20020301_000000_20500101_000000	1	14-SEP-2009 00:01:58

GOMOS Level 2 Daily Report

SUMMARY

[1. General Info](#)

[2. Summary of processed GOM_NL_2P products](#)

[3. Level 2 Quality information per product](#)

[3.1 Plot of level 2 quality information per product \(time dependant\)](#)

[3.2 Plot of level 2 quality information per product \(world map\)](#)

[4. Level 1 Quality information per product \(stored on level 2 products\)](#)

[4.1 Plot of level 1 quality information per product \(time dependant\)](#)

[4.1.1 Plot of level 1 quality information per product \(time dependant\): ASCENDING](#)

[4.1.2 Plot of level 1 quality information per product \(time dependant\): DESCENDING](#)

[4.2 Plot of level 1 quality information per product \(world map\)](#)

[4.2.1 Plot of level 1 quality information per product \(world map\): ASCENDING](#)

[4.2.2 Plot of level 1 quality information per product \(world map\): DESCENDING](#)

[5. Ozone profiles based on quality statistics and other trace gas profiles](#)

[5.1 Ozone statistics based on quality of products](#)

[5.2 Plot ozone profiles for all STD \(dark without errors\)](#)

[5.3 Plot ozone profiles where STD < 20% \(dark without errors\)](#)

[5.4. Plot ozone profiles where STD < 10% \(dark without errors\)](#)

[5.5. Plot ozone profiles where STD < 5% \(dark without errors\)](#)

[5.6 Plot NO2 profiles for all STD \(dark without errors\)](#)

[5.7 Plot NO3 profiles for all STD \(dark without errors\)](#)

[5.8 Plot H2O profiles \(only for occultations of stars 1,2,3,4,13,14,16,26,63 dark without errors\) for all STD](#)

[6. Auxiliary Data Files used for the production reported in section 2](#)

This report presents the daily analysis on parameters extracted from GOMOS level 2 data (GOM_NL__2P). It is intended to monitor some important parameters that will impact the quality of these products. A list of level 2 products (and content) that have arrived during the reporting day to the PCF is also given.

Item	Value
Time of report generation	26APR2013 12:44:08
Data source version	GOMOS/6.01
Start time of products	14-09-2009 (14SEP2009 00:00:00)
Stop time of products	15-09-2009 (15SEP2009 00:00:00)
Store outputs in DB	Yes
Nb of level 2 prods	211
Nb of prods with errors	0

2. Summary of processed GOM_NL__2P products.

Nr	Filename	UTC Start time	Limb	Duration	Star Id	Star Name	Star Mag	Star Temp	Nb Meas	Orbit	Prod. error
1	GOM_NL__2PRFIN20090914_000158_000000412082_00288_39420_6260.N1	14-SEP-2009 00:01:58	Bright	41.000	74	11Bet Cas	2.2680	6600.0	82	39420	No
2	GOM_NL__2PRFIN20090914_000349_000000432082_00288_39420_6261.N1	14-SEP-2009 00:03:49	Bright	42.500	76	27Gam Cas	2.3000	30000.	85	39420	No
3	GOM_NL__2PRFIN20090914_002051_000000522082_00288_39420_6262.N1	14-SEP-2009 00:20:51	Bright	52.000	42	34Bet Aur	1.9000	10200.	104	39420	No
4	GOM_NL__2PRFIN20090914_002556_000000602082_00288_39420_6263.N1	14-SEP-2009 00:25:56	Bright	60.000	24	66Alp Gem	1.5800	10200.	120	39420	No
5	GOM_NL__2PRFIN20090914_002903_000000622082_00288_39420_6264.N1	14-SEP-2009 00:29:03	Twilight	62.000	170	27Eps Gem	3.0000	9700.0	124	39420	No
6	GOM_NL__2PRFIN20090914_003246_000000402082_00288_39420_6265.N1	14-SEP-2009 00:32:46	Straylight	40.000	44	24Gam Gem	1.9280	11000.	80	39420	No
7	GOM_NL__2PRFIN20090914_003427_000000502082_00288_39420_6266.N1	14-SEP-2009 00:34:27	Twilight	50.000	8	10Alp CMi	0.40000	6500.0	100	39420	No
8	GOM_NL__2PRFIN20090914_004320_000000572082_00288_39420_6267.N1	14-SEP-2009 00:43:20	Dark	57.000	1	9Alp CMa	-1.4400	11000.	114	39420	No
9	GOM_NL__2PRFIN20090914_004538_000000502082_00288_39420_6268.N1	14-SEP-2009 00:45:38	Dark	50.000	23	21Eps CMa	1.5020	26000.	100	39420	No
10	GOM_NL__2PRFIN20090914_005126_000000512082_00288_39420_6269.N1	14-SEP-2009 00:51:26	Dark	51.000	108	Alp Col	2.6520	15200.	102	39420	No
11	GOM_NL__2PRFIN20090914_010333_000000562082_00289_39421_6263.N1	14-SEP-2009 01:03:33	Dark	55.500	157	The1Eri	2.9060	9300.0	111	39421	No
12	GOM_NL__2PRFIN20090914_011717_000000592082_00289_39421_6264.N1	14-SEP-2009 01:17:17	Twilight	58.500	52	16Bet Cet	2.0370	4500.0	117	39421	No
13	GOM_NL__2PRFIN20090914_012819_000000582082_00289_39421_6265.N1	14-SEP-2009 01:28:19	Bright	58.000	90	54Alp Peg	2.4870	11000.	116	39421	No
14	GOM_NL__2PRFIN20090914_013213_000000402082_00289_39421_6266.N1	14-SEP-2009 01:32:13	Bright	40.000	93	53Bet Peg	2.5200	3100.0	80	39421	No
15	GOM_NL__2PRFIN20090914_013430_000000502082_00289_39421_6267.N1	14-SEP-2009 01:34:30	Bright	49.500	58	21Alp And	2.0730	11000.	99	39421	No
16	GOM_NL__2PRFIN20090914_014234_000000372082_00289_39421_6268.N1	14-SEP-2009 01:42:34	Bright	37.000	74	11Bet Cas	2.2680	6600.0	74	39421	No
17	GOM_NL__2PRFIN20090914_014425_000000442082_00289_39421_6269.N1	14-SEP-2009 01:44:25	Bright	43.500	76	27Gam Cas	2.3000	30000.	87	39421	No
18	GOM_NL__2PRFIN20090914_020127_000000522082_00289_39421_6270.N1	14-SEP-2009 02:01:27	Bright	52.000	42	34Bet Aur	1.9000	10200.	104	39421	No
19	GOM_NL__2PRFIN20090914_020632_000000452082_00289_39421_6271.N1	14-SEP-2009 02:06:32	Bright	44.500	24	66Alp Gem	1.5800	10200.	89	39421	No
20	GOM_NL__2PRFIN20090914_020939_000000632082_00289_39421_6272.N1	14-SEP-2009 02:09:39	Twilight	63.000	170	27Eps Gem	3.0000	9700.0	126	39421	No
21	GOM_NL__2PRFIN20090914_021322_000000402082_00289_39421_6273.N1	14-SEP-2009 02:13:22	Straylight	40.000	44	24Gam Gem	1.9280	11000.	80	39421	No
22	GOM_NL__2PRFIN20090914_021503_000000582082_00289_39421_6274.N1	14-SEP-2009 02:15:03	Twilight	58.000	8	10Alp CMi	0.40000	6500.0	116	39421	No
23	GOM_NL__2PRFIN20090914_022356_000000592082_00289_39421_6275.N1	14-SEP-2009 02:23:56	Dark	58.500	1	9Alp CMa	-1.4400	11000.	117	39421	No
24	GOM_NL__2PRFIN20090914_022615_000000452082_00289_39421_6276.N1	14-SEP-2009 02:26:15	Dark	44.500	23	21Eps CMa	1.5020	26000.	89	39421	No
25	GOM_NL__2PRFIN20090914_023203_000000552082_00289_39421_6277.N1	14-SEP-2009 02:32:03	Dark	54.500	108	Alp Col	2.6520	15200.	109	39421	No
26	GOM_NL__2PRFIN20090914_024410_000000542082_00290_39422_6226.N1	14-SEP-2009 02:44:10	Dark	54.000	157	The1Eri	2.9060	9300.0	108	39422	No
27	GOM_NL__2PRFIN20090914_025753_000000582082_00290_39422_6227.N1	14-SEP-2009 02:57:53	Twilight	58.000	52	16Bet Cet	2.0370	4500.0	116	39422	No
28	GOM_NL__2PRFIN20090914_030854_000000412082_00290_39422_6228.N1	14-SEP-2009 03:08:54	Bright	41.000	90	54Alp Peg	2.4870	11000.	82	39422	No
29	GOM_NL__2PRFIN20090914_031249_000000422082_00290_39422_6229.N1	14-SEP-2009 03:12:49	Bright	42.000	93	53Bet Peg	2.5200	3100.0	84	39422	No
30	GOM_NL__2PRFIN20090914_031505_000000722082_00290_39422_6230.N1	14-SEP-2009 03:15:05	Bright	72.000	58	21Alp And	2.0730	11000.	144	39422	No
31	GOM_NL__2PRFIN20090914_032309_000000422082_00290_39422_6231.N1	14-SEP-2009 03:23:09	Bright	41.500	74	11Bet Cas	2.2680	6600.0	83	39422	No
32	GOM_NL__2PRFIN20090914_032500_000000432082_00290_39422_6232.N1	14-SEP-2009 03:25:00	Bright	42.500	76	27Gam Cas	2.3000	30000.	85	39422	No
33	GOM_NL__2PRFIN20090914_034202_000000472082_00290_39422_6233.N1	14-SEP-2009 03:42:02	Bright	47.000	42	34Bet Aur	1.9000	10200.	94	39422	No
34	GOM_NL__2PRFIN20090914_034708_000000612082_00290_39422_6234.N1	14-SEP-2009 03:47:08	Bright	61.000	24	66Alp Gem	1.5800	10200.	122	39422	No
35	GOM_NL__2PRFIN20090914_035016_000000612082_00290_39422_6235.N1	14-SEP-2009 03:50:16	Twilight	60.500	170	27Eps Gem	3.0000	9700.0	121	39422	No
36	GOM_NL__2PRFIN20090914_035359_000000322082_00290_39422_6236.N1	14-SEP-2009 03:53:59	Straylight	32.000	44	24Gam Gem	1.9280	11000.	64	39422	No
37	GOM_NL__2PRFIN20090914_035539_000000612082_00290_39422_6237.N1	14-SEP-2009 03:55:39	Twilight	61.000	8	10Alp CMi	0.40000	6500.0	122	39422	No
38	GOM_NL__2PRFIN20090914_040433_000000572082_00290_39422_6238.N1	14-SEP-2009 04:04:33	Dark	56.500	1	9Alp CMa	-1.4400	11000.	113	39422	No
39	GOM_NL__2PRFIN20090914_040651_000000452082_00290_39422_6239.N1	14-SEP-2009 04:06:51	Dark	44.500	23	21Eps CMa	1.5020	26000.	89	39422	No
40	GOM_NL__2PRFIN20090914_041240_000000502082_00290_39422_6240.N1	14-SEP-2009 04:12:40	Dark	49.500	108	Alp Col	2.6520	15200.	99	39422	No
41	GOM_NL__2PRFIN20090914_042447_000000552082_00291_39423_6234.N1	14-SEP-2009 04:24:47	Dark	55.000	157	The1Eri	2.9060	9300.0	110	39423	No
42	GOM_NL__2PRFIN20090914_043830_000000572082_00291_39423_6235.N1	14-SEP-2009 04:38:30	Twilight	56.500	52	16Bet Cet	2.0370	4500.0	113	39423	No

43	GOM_NL__2PRFIN20090914_044930_000000582082_00291_39423_6236.N1	14-SEP-2009 04:49:30	Bright	58.000	90	54Alp Peg	2.4870	11000.	116	39423	No
44	GOM_NL__2PRFIN20090914_045324_000000402082_00291_39423_6237.N1	14-SEP-2009 04:53:24	Bright	39.500	93	53Bet Peg	2.5200	3100.0	79	39423	No
45	GOM_NL__2PRFIN20090914_045541_000000482082_00291_39423_6238.N1	14-SEP-2009 04:55:41	Bright	47.500	58	21Alp And	2.0730	11000.	95	39423	No
46	GOM_NL__2PRFIN20090914_050345_000000422082_00291_39423_6239.N1	14-SEP-2009 05:03:45	Bright	41.500	74	11Bet Cas	2.2680	6600.0	83	39423	No
47	GOM_NL__2PRFIN20090914_050535_000000442082_00291_39423_6240.N1	14-SEP-2009 05:05:35	Bright	44.000	76	27Gam Cas	2.3000	30000.	88	39423	No
48	GOM_NL__2PRFIN20090914_052238_000000472082_00291_39423_6241.N1	14-SEP-2009 05:22:38	Bright	47.000	42	34Bet Aur	1.9000	10200.	94	39423	No
49	GOM_NL__2PRFIN20090914_052744_000000412082_00291_39423_6242.N1	14-SEP-2009 05:27:44	Bright	41.000	24	66Alp Gem	1.5800	10200.	82	39423	No
50	GOM_NL__2PRFIN20090914_053052_000000612082_00291_39423_6243.N1	14-SEP-2009 05:30:52	Twilight	60.500	170	27Eps Gem	3.0000	9700.0	121	39423	No
51	GOM_NL__2PRFIN20090914_053435_000000322082_00291_39423_6244.N1	14-SEP-2009 05:34:35	Straylight	32.000	44	24Gam Gem	1.9280	11000.	64	39423	No
52	GOM_NL__2PRFIN20090914_053616_000000582082_00291_39423_6245.N1	14-SEP-2009 05:36:16	Twilight	57.500	8	10Alp CMi	0.40000	6500.0	115	39423	No
53	GOM_NL__2PRFIN20090914_054510_000000592082_00291_39423_6246.N1	14-SEP-2009 05:45:10	Dark	59.000	1	9Alp CMa	-1.4400	11000.	118	39423	No
54	GOM_NL__2PRFIN20090914_054728_000000502082_00291_39423_6247.N1	14-SEP-2009 05:47:28	Dark	50.000	23	21Eps CMa	1.5020	26000.	100	39423	No
55	GOM_NL__2PRFIN20090914_055317_000000512082_00291_39423_6248.N1	14-SEP-2009 05:53:17	Dark	50.500	108	Alp Col	2.6520	15200.	101	39423	No
56	GOM_NL__2PRFIN20090914_060524_000000572082_00292_39424_6242.N1	14-SEP-2009 06:05:24	Dark	56.500	157	The1Eri	2.9060	9300.0	113	39424	No
57	GOM_NL__2PRFIN20090914_061906_000000602082_00292_39424_6243.N1	14-SEP-2009 06:19:06	Twilight	59.500	52	16Bet Cet	2.0370	4500.0	119	39424	No
58	GOM_NL__2PRFIN20090914_063006_000000402082_00292_39424_6244.N1	14-SEP-2009 06:30:06	Bright	40.000	90	54Alp Peg	2.4870	11000.	80	39424	No
59	GOM_NL__2PRFIN20090914_063147_000000292082_00292_39424_6245.N1	14-SEP-2009 06:31:47	Twilight	29.000	140	88Gam Peg	2.8340	26000.	58	39424	No
60	GOM_NL__2PRFIN20090914_063400_000000412082_00292_39424_6246.N1	14-SEP-2009 06:34:00	Bright	41.000	93	53Bet Peg	2.5200	3100.0	82	39424	No
61	GOM_NL__2PRFIN20090914_063616_000000492082_00292_39424_6247.N1	14-SEP-2009 06:36:16	Bright	49.000	58	21Alp And	2.0730	11000.	98	39424	No
62	GOM_NL__2PRFIN20090914_064420_000000432082_00292_39424_6248.N1	14-SEP-2009 06:44:20	Bright	42.500	74	11Bet Cas	2.2680	6600.0	85	39424	No
63	GOM_NL__2PRFIN20090914_064611_000000442082_00292_39424_6249.N1	14-SEP-2009 06:46:11	Bright	44.000	76	27Gam Cas	2.3000	30000.	88	39424	No
64	GOM_NL__2PRFIN20090914_070314_000000422082_00292_39424_6250.N1	14-SEP-2009 07:03:14	Bright	42.000	42	34Bet Aur	1.9000	10200.	84	39424	No
65	GOM_NL__2PRFIN20090914_070820_000000442082_00292_39424_6251.N1	14-SEP-2009 07:08:20	Bright	44.000	24	66Alp Gem	1.5800	10200.	88	39424	No
66	GOM_NL__2PRFIN20090914_071128_000000622082_00292_39424_6252.N1	14-SEP-2009 07:11:28	Twilight	61.500	170	27Eps Gem	3.0000	9700.0	123	39424	No
67	GOM_NL__2PRFIN20090914_071652_000000532082_00292_39424_6253.N1	14-SEP-2009 07:16:52	Twilight	53.000	8	10Alp CMi	0.40000	6500.0	106	39424	No
68	GOM_NL__2PRFIN20090914_072547_000000552082_00292_39424_6254.N1	14-SEP-2009 07:25:47	Dark	54.500	1	9Alp CMa	-1.4400	11000.	109	39424	No
69	GOM_NL__2PRFIN20090914_072805_000000502082_00292_39424_6255.N1	14-SEP-2009 07:28:05	Dark	49.500	23	21Eps CMa	1.5020	26000.	99	39424	No
70	GOM_NL__2PRFIN20090914_073354_000000492082_00292_39424_6256.N1	14-SEP-2009 07:33:54	Dark	49.000	108	Alp Col	2.6520	15200.	98	39424	No
71	GOM_NL__2PRFIN20090914_074601_000000542082_00293_39425_6360.N1	14-SEP-2009 07:46:01	Dark	53.500	157	The1Eri	2.9060	9300.0	107	39425	No
72	GOM_NL__2PRFIN20090914_075942_000000602082_00293_39425_6361.N1	14-SEP-2009 07:59:42	Twilight	60.000	52	16Bet Cet	2.0370	4500.0	120	39425	No
73	GOM_NL__2PRFIN20090914_081042_000000402082_00293_39425_6362.N1	14-SEP-2009 08:10:42	Bright	40.000	90	54Alp Peg	2.4870	11000.	80	39425	No
74	GOM_NL__2PRFIN20090914_081222_000000292082_00293_39425_6363.N1	14-SEP-2009 08:12:22	Twilight	29.000	140	88Gam Peg	2.8340	26000.	58	39425	No
75	GOM_NL__2PRFIN20090914_081436_000000432082_00293_39425_6364.N1	14-SEP-2009 08:14:36	Bright	42.500	93	53Bet Peg	2.5200	3100.0	85	39425	No
76	GOM_NL__2PRFIN20090914_081651_000000472082_00293_39425_6365.N1	14-SEP-2009 08:16:51	Bright	47.000	58	21Alp And	2.0730	11000.	94	39425	No
77	GOM_NL__2PRFIN20090914_082456_000000412082_00293_39425_6366.N1	14-SEP-2009 08:24:56	Bright	41.000	74	11Bet Cas	2.2680	6600.0	82	39425	No
78	GOM_NL__2PRFIN20090914_082646_000000432082_00293_39425_6367.N1	14-SEP-2009 08:26:46	Bright	43.000	76	27Gam Cas	2.3000	30000.	86	39425	No
79	GOM_NL__2PRFIN20090914_084349_000000422082_00293_39425_6368.N1	14-SEP-2009 08:43:49	Bright	42.000	42	34Bet Aur	1.9000	10200.	84	39425	No
80	GOM_NL__2PRFIN20090914_084856_000000452082_00293_39425_6369.N1	14-SEP-2009 08:48:56	Bright	45.000	24	66Alp Gem	1.5800	10200.	90	39425	No
81	GOM_NL__2PRFIN20090914_085205_000000592082_00293_39425_6370.N1	14-SEP-2009 08:52:05	Twilight	58.500	170	27Eps Gem	3.0000	9700.0	117	39425	No
82	GOM_NL__2PRFIN20090914_085729_000000592082_00293_39425_6371.N1	14-SEP-2009 08:57:29	Twilight	58.500	8	10Alp CMi	0.40000	6500.0	117	39425	No
83	GOM_NL__2PRFIN20090914_090624_000000562082_00293_39425_6372.N1	14-SEP-2009 09:06:24	Dark	55.500	1	9Alp CMa	-1.4400	11000.	111	39425	No
84	GOM_NL__2PRFIN20090914_090842_000000492082_00293_39425_6373.N1	14-SEP-2009 09:08:42	Dark	48.500	23	21Eps CMa	1.5020	26000.	97	39425	No
85	GOM_NL__2PRFIN20090914_091431_000000512082_00293_39425_6374.N1	14-SEP-2009 09:14:31	Dark	51.000	108	Alp Col	2.6520	15200.	102	39425	No
86	GOM_NL__2PRFIN20090914_092639_000000552082_00294_39426_6397.N1	14-SEP-2009 09:26:39	Dark	54.500	157	The1Eri	2.9060	9300.0	109	39426	No
87	GOM_NL__2PRFIN20090914_094018_000000602082_00294_39426_6398.N1	14-SEP-2009 09:40:18	Twilight	60.000	52	16Bet Cet	2.0370	4500.0	120	39426	No
88	GOM_NL__2PRFIN20090914_095117_000000392082_00294_39426_6399.N1	14-SEP-2009 09:51:17	Bright	39.000	90	54Alp Peg	2.4870	11000.	78	39426	No
89	GOM_NL__2PRFIN20090914_095257_000000362082_00294_39426_6400.N1	14-SEP-2009 09:52:57	Twilight	36.000	140	88Gam Peg	2.8340	26000.	72	39426	No
90	GOM_NL__2PRFIN20090914_095512_000000412082_00294_39426_6401.N1	14-SEP-2009 09:55:12	Bright	40.500	93	53Bet Peg	2.5200	3100.0	81	39426	No
91	GOM_NL__2PRFIN20090914_095726_000000482082_00294_39426_6402.N1	14-SEP-2009 09:57:26	Bright	48.000	58	21Alp And	2.0730	11000.	96	39426	No
92	GOM_NL__2PRFIN20090914_100531_000000412082_00294_39426_6403.N1	14-SEP-2009 10:05:31	Bright	41.000	74	11Bet Cas	2.2680	6600.0	82	39426	No
93	GOM_NL__2PRFIN20090914_100721_000000412082_00294_39426_6404.N1	14-SEP-2009 10:07:21	Bright	41.000	76	27Gam Cas	2.3000	30000.	82	39426	No
94	GOM_NL__2PRFIN20090914_102425_000000372082_00294_39426_6405.N1	14-SEP-2009 10:24:25	Twilight	37.000	42	34Bet Aur	1.9000	10200.	74	39426	No
95	GOM_NL__2PRFIN20090914_102932_000000472082_00294_39426_6406.N1	14-SEP-2009 10:29:32	Bright	46.500	24	66Alp Gem	1.5800	10200.	93	39426	No
96	GOM_NL__2PRFIN20090914_103241_000000642082_00294_39426_6407.N1	14-SEP-2009 10:32:41	Twilight	63.500	170	27Eps Gem	3.0000	9700.0	127	39426	No
97	GOM_NL__2PRFIN20090914_103805_000000552082_00294_39426_6408.N1	14-SEP-2009 10:38:05	Twilight	55.000	8	10Alp CMi	0.40000	6500.0	110	39426	No
98	GOM_NL__2PRFIN20090914_104701_000000572082_00294_39426_6409.N1	14-SEP-2009 10:47:01	Dark	56.500	1	9Alp CMa	-1.4400	11000.	113	39426	No
99	GOM_NL__2PRFIN20090914_104919_000000462082_00294_39426_6410.N1	14-SEP-2009 10:49:19	Dark	45.500	23	21Eps CMa	1.5020	26000.	91	39426	No
100	GOM_NL__2PRFIN20090914_110715_000000532082_00295_39427_6421.N1	14-SEP-2009 11:07:15	Dark	52.500	157	The1Eri	2.9060	9300.0	105	39427	No
101	GOM_NL__2PRFIN20090914_112054_000000592082_00295_39427_6422.N1	14-SEP-2009 11:20:54	Twilight	58.500	52	16Bet Cet	2.0370	4500.0	117	39427	No

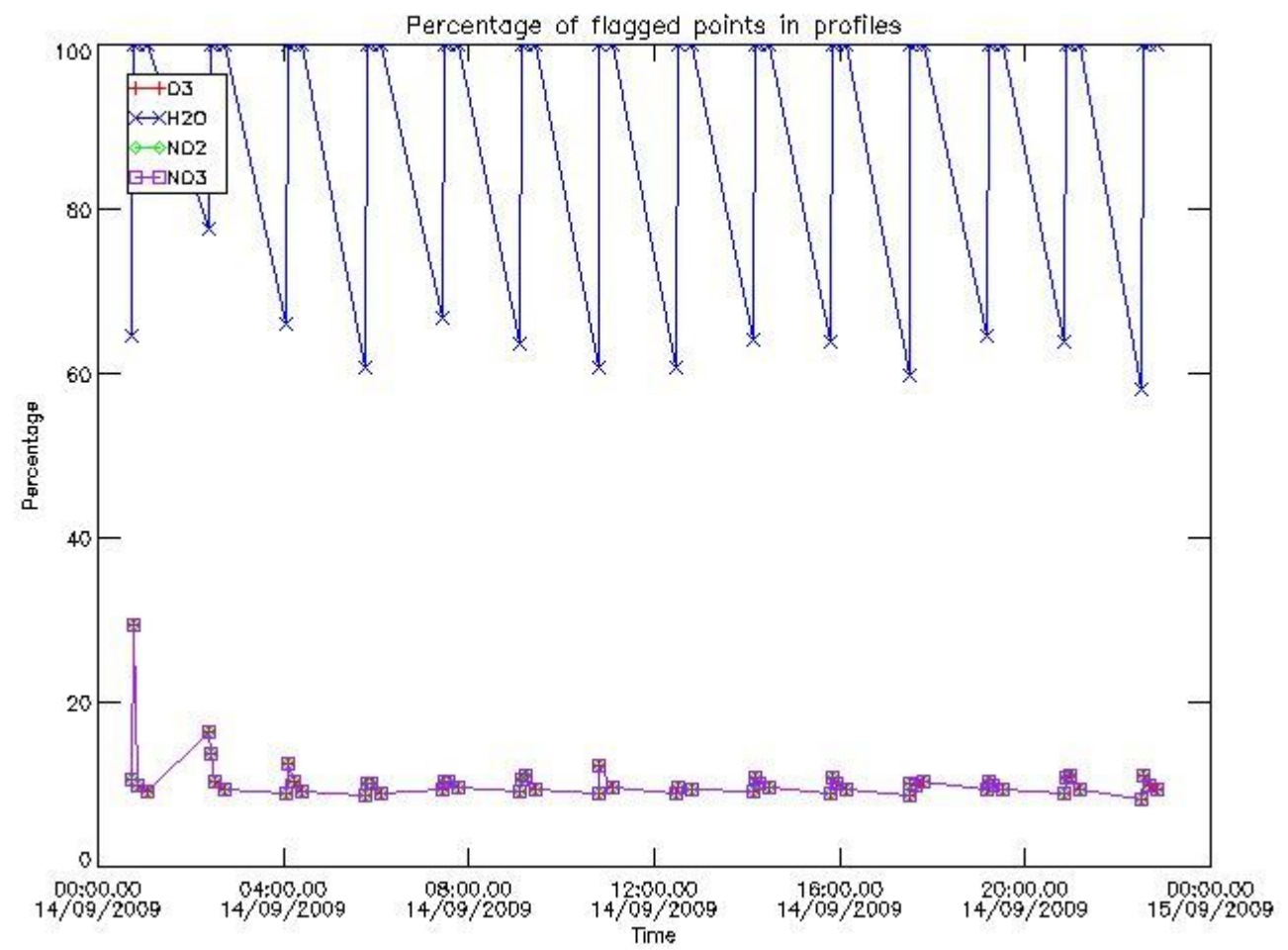
102	GOM_NL__2PRFIN20090914_113153_000000402082_00295_39427_6423.N1	14-SEP-2009 11:31:53	Bright	39.500	90	54Alp Peg	2.4870	11000.	79	39427	No
103	GOM_NL__2PRFIN20090914_113333_000000362082_00295_39427_6424.N1	14-SEP-2009 11:33:33	Twilight	36.000	140	88Gam Peg	2.8340	26000.	72	39427	No
104	GOM_NL__2PRFIN20090914_113547_000000412082_00295_39427_6425.N1	14-SEP-2009 11:35:47	Bright	40.500	93	53Bet Peg	2.5200	3100.0	81	39427	No
105	GOM_NL__2PRFIN20090914_113801_000000492082_00295_39427_6426.N1	14-SEP-2009 11:38:01	Bright	48.500	58	21Alp And	2.0730	11000.	97	39427	No
106	GOM_NL__2PRFIN20090914_114607_000000422082_00295_39427_6427.N1	14-SEP-2009 11:46:07	Bright	41.500	74	11Bet Cas	2.2680	6600.0	83	39427	No
107	GOM_NL__2PRFIN20090914_114757_000000422082_00295_39427_6428.N1	14-SEP-2009 11:47:57	Bright	42.000	76	27Gam Cas	2.3000	30000.	84	39427	No
108	GOM_NL__2PRFIN20090914_120501_000000372082_00295_39427_6429.N1	14-SEP-2009 12:05:01	Twilight	37.000	42	34Bet Aur	1.9000	10200.	74	39427	No
109	GOM_NL__2PRFIN20090914_121008_000000462082_00295_39427_6430.N1	14-SEP-2009 12:10:08	Bright	46.000	24	66Alp Gem	1.5800	10200.	92	39427	No
110	GOM_NL__2PRFIN20090914_121317_000000602082_00295_39427_6431.N1	14-SEP-2009 12:13:17	Twilight	60.000	170	27Eps Gem	3.0000	9700.0	120	39427	No
111	GOM_NL__2PRFIN20090914_121841_000000512082_00295_39427_6432.N1	14-SEP-2009 12:18:41	Twilight	51.000	8	10Alp CMi	0.40000	6500.0	102	39427	No
112	GOM_NL__2PRFIN20090914_122738_000000572082_00295_39427_6433.N1	14-SEP-2009 12:27:38	Dark	56.500	1	9Alp CMa	-1.4400	11000.	113	39427	No
113	GOM_NL__2PRFIN20090914_122955_000000532082_00295_39427_6434.N1	14-SEP-2009 12:29:55	Dark	52.500	23	21Eps CMa	1.5020	26000.	105	39427	No
114	GOM_NL__2PRFIN20090914_124752_000000552082_00296_39428_6437.N1	14-SEP-2009 12:47:52	Dark	54.500	157	The1Eri	2.9060	9300.0	109	39428	No
115	GOM_NL__2PRFIN20090914_130130_000000572082_00296_39428_6438.N1	14-SEP-2009 13:01:30	Twilight	56.500	52	16Bet Cet	2.0370	4500.0	113	39428	No
116	GOM_NL__2PRFIN20090914_131228_000000402082_00296_39428_6439.N1	14-SEP-2009 13:12:28	Bright	40.000	90	54Alp Peg	2.4870	11000.	80	39428	No
117	GOM_NL__2PRFIN20090914_131408_000000432082_00296_39428_6440.N1	14-SEP-2009 13:14:08	Bright	43.000	140	88Gam Peg	2.8340	26000.	86	39428	No
118	GOM_NL__2PRFIN20090914_131623_000000402082_00296_39428_6441.N1	14-SEP-2009 13:16:23	Bright	39.500	93	53Bet Peg	2.5200	3100.0	79	39428	No
119	GOM_NL__2PRFIN20090914_131837_000000482082_00296_39428_6442.N1	14-SEP-2009 13:18:37	Bright	48.000	58	21Alp And	2.0730	11000.	96	39428	No
120	GOM_NL__2PRFIN20090914_132642_000000432082_00296_39428_6443.N1	14-SEP-2009 13:26:42	Bright	42.500	74	11Bet Cas	2.2680	6600.0	85	39428	No
121	GOM_NL__2PRFIN20090914_132832_000000442082_00296_39428_6444.N1	14-SEP-2009 13:28:32	Bright	43.500	76	27Gam Cas	2.3000	30000.	87	39428	No
122	GOM_NL__2PRFIN20090914_134536_000000312082_00296_39428_6445.N1	14-SEP-2009 13:45:36	Twilight	31.000	42	34Bet Aur	1.9000	10200.	62	39428	No
123	GOM_NL__2PRFIN20090914_135044_000000482082_00296_39428_6446.N1	14-SEP-2009 13:50:44	Bright	47.500	24	66Alp Gem	1.5800	10200.	95	39428	No
124	GOM_NL__2PRFIN20090914_135353_000000612082_00296_39428_6447.N1	14-SEP-2009 13:53:53	Twilight	60.500	170	27Eps Gem	3.0000	9700.0	121	39428	No
125	GOM_NL__2PRFIN20090914_135918_000000592082_00296_39428_6448.N1	14-SEP-2009 13:59:18	Twilight	59.000	8	10Alp CMi	0.40000	6500.0	118	39428	No
126	GOM_NL__2PRFIN20090914_140815_000000562082_00296_39428_6449.N1	14-SEP-2009 14:08:15	Dark	56.000	1	9Alp CMa	-1.4400	11000.	112	39428	No
127	GOM_NL__2PRFIN20090914_141032_000000482082_00296_39428_6450.N1	14-SEP-2009 14:10:32	Dark	47.500	23	21Eps CMa	1.5020	26000.	95	39428	No
128	GOM_NL__2PRFIN20090914_141622_000000512082_00296_39428_6451.N1	14-SEP-2009 14:16:22	Dark	50.500	108	Alp Col	2.6520	15200.	101	39428	No
129	GOM_NL__2PRFIN20090914_142829_000000532082_00297_39429_6459.N1	14-SEP-2009 14:28:29	Dark	53.000	157	The1Eri	2.9060	9300.0	106	39429	No
130	GOM_NL__2PRFIN20090914_144206_000000602082_00297_39429_6460.N1	14-SEP-2009 14:42:06	Twilight	59.500	52	16Bet Cet	2.0370	4500.0	119	39429	No
131	GOM_NL__2PRFIN20090914_145304_000000402082_00297_39429_6461.N1	14-SEP-2009 14:53:04	Bright	39.500	90	54Alp Peg	2.4870	11000.	79	39429	No
132	GOM_NL__2PRFIN20090914_145443_000000432082_00297_39429_6462.N1	14-SEP-2009 14:54:43	Bright	43.000	140	88Gam Peg	2.8340	26000.	86	39429	No
133	GOM_NL__2PRFIN20090914_145658_000000412082_00297_39429_6463.N1	14-SEP-2009 14:56:58	Bright	40.500	93	53Bet Peg	2.5200	3100.0	81	39429	No
134	GOM_NL__2PRFIN20090914_145912_000000492082_00297_39429_6464.N1	14-SEP-2009 14:59:12	Bright	48.500	58	21Alp And	2.0730	11000.	97	39429	No
135	GOM_NL__2PRFIN20090914_150717_000000412082_00297_39429_6465.N1	14-SEP-2009 15:07:17	Bright	41.000	74	11Bet Cas	2.2680	6600.0	82	39429	No
136	GOM_NL__2PRFIN20090914_150908_000000442082_00297_39429_6466.N1	14-SEP-2009 15:09:08	Bright	44.000	76	27Gam Cas	2.3000	30000.	88	39429	No
137	GOM_NL__2PRFIN20090914_152612_000000312082_00297_39429_6467.N1	14-SEP-2009 15:26:12	Twilight	31.000	42	34Bet Aur	1.9000	10200.	62	39429	No
138	GOM_NL__2PRFIN20090914_153120_000000622082_00297_39429_6468.N1	14-SEP-2009 15:31:20	Bright	62.000	24	66Alp Gem	1.5800	10200.	124	39429	No
139	GOM_NL__2PRFIN20090914_153430_000000612082_00297_39429_6469.N1	14-SEP-2009 15:34:30	Twilight	60.500	170	27Eps Gem	3.0000	9700.0	121	39429	No
140	GOM_NL__2PRFIN20090914_153955_000000522082_00297_39429_6470.N1	14-SEP-2009 15:39:55	Twilight	51.500	8	10Alp CMi	0.40000	6500.0	103	39429	No
141	GOM_NL__2PRFIN20090914_154852_000000572082_00297_39429_6471.N1	14-SEP-2009 15:48:52	Dark	57.000	1	9Alp CMa	-1.4400	11000.	114	39429	No
142	GOM_NL__2PRFIN20090914_155108_000000472082_00297_39429_6472.N1	14-SEP-2009 15:51:08	Dark	46.500	23	21Eps CMa	1.5020	26000.	93	39429	No
143	GOM_NL__2PRFIN20090914_155700_000000512082_00297_39429_6473.N1	14-SEP-2009 15:57:00	Dark	50.500	108	Alp Col	2.6520	15200.	101	39429	No
144	GOM_NL__2PRFIN20090914_160906_000000542082_00298_39430_6486.N1	14-SEP-2009 16:09:06	Dark	53.500	157	The1Eri	2.9060	9300.0	107	39430	No
145	GOM_NL__2PRFIN20090914_162242_000000592082_00298_39430_6487.N1	14-SEP-2009 16:22:42	Twilight	59.000	52	16Bet Cet	2.0370	4500.0	118	39430	No
146	GOM_NL__2PRFIN20090914_163340_000000402082_00298_39430_6488.N1	14-SEP-2009 16:33:40	Bright	39.500	90	54Alp Peg	2.4870	11000.	79	39430	No
147	GOM_NL__2PRFIN20090914_163518_000000502082_00298_39430_6489.N1	14-SEP-2009 16:35:18	Bright	49.500	140	88Gam Peg	2.8340	26000.	99	39430	No
148	GOM_NL__2PRFIN20090914_163734_000000432082_00298_39430_6490.N1	14-SEP-2009 16:37:34	Bright	43.000	93	53Bet Peg	2.5200	3100.0	86	39430	No
149	GOM_NL__2PRFIN20090914_163947_000000482082_00298_39430_6491.N1	14-SEP-2009 16:39:47	Bright	47.500	58	21Alp And	2.0730	11000.	95	39430	No
150	GOM_NL__2PRFIN20090914_164753_000000422082_00298_39430_6492.N1	14-SEP-2009 16:47:53	Bright	42.000	74	11Bet Cas	2.2680	6600.0	84	39430	No
151	GOM_NL__2PRFIN20090914_164943_000000422082_00298_39430_6493.N1	14-SEP-2009 16:49:43	Bright	41.500	76	27Gam Cas	2.3000	30000.	83	39430	No
152	GOM_NL__2PRFIN20090914_170648_000000262082_00298_39430_6494.N1	14-SEP-2009 17:06:48	Twilight	26.000	42	34Bet Aur	1.9000	10200.	52	39430	No
153	GOM_NL__2PRFIN20090914_171156_000000582082_00298_39430_6495.N1	14-SEP-2009 17:11:56	Bright	57.500	24	66Alp Gem	1.5800	10200.	115	39430	No
154	GOM_NL__2PRFIN20090914_171506_000000602082_00298_39430_6496.N1	14-SEP-2009 17:15:06	Twilight	59.500	170	27Eps Gem	3.0000	9700.0	119	39430	No
155	GOM_NL__2PRFIN20090914_172031_000000572082_00298_39430_6497.N1	14-SEP-2009 17:20:31	Twilight	57.000	8	10Alp CMi	0.40000	6500.0	114	39430	No
156	GOM_NL__2PRFIN20090914_172929_000000592082_00298_39430_6498.N1	14-SEP-2009 17:29:29	Dark	59.000	1	9Alp CMa	-1.4400	11000.	118	39430	No
157	GOM_NL__2PRFIN20090914_173145_000000502082_00298_39430_6499.N1	14-SEP-2009 17:31:45	Dark	50.000	23	21Eps CMa	1.5020	26000.	100	39430	No
158	GOM_NL__2PRFIN20090914_173737_000000522082_00298_39430_6500.N1	14-SEP-2009 17:37:37	Dark	51.500	108	Alp Col	2.6520	15200.	103	39430	No
159	GOM_NL__2PRFIN20090914_174943_000000542082_00299_39431_6504.N1	14-SEP-2009 17:49:43	Dark	53.500	157	The1Eri	2.9060	9300.0	107	39431	No
160	GOM_NL__2PRFIN20090914_180318_000000592082_00299_39431_6505.N1	14-SEP-2009 18:03:18	Twilight	59.000	52	16Bet Cet	2.0370	4500.0	118	39431	No

161	GOM_NL__2PRFIN20090914_181416_000000542082_00299_39431_6506.N1	14-SEP-2009 18:14:16	Bright	53.500	90	54Alp Peg	2.4870	11000.	107	39431	No
162	GOM_NL__2PRFIN20090914_181554_000000492082_00299_39431_6507.N1	14-SEP-2009 18:15:54	Bright	49.000	140	88Gam Peg	2.8340	26000.	98	39431	No
163	GOM_NL__2PRFIN20090914_181810_000000422082_00299_39431_6508.N1	14-SEP-2009 18:18:10	Bright	42.000	93	53Bet Peg	2.5200	3100.0	84	39431	No
164	GOM_NL__2PRFIN20090914_182022_000000492082_00299_39431_6509.N1	14-SEP-2009 18:20:22	Bright	48.500	58	21Alp And	2.0730	11000.	97	39431	No
165	GOM_NL__2PRFIN20090914_182829_000000422082_00299_39431_6510.N1	14-SEP-2009 18:28:29	Bright	42.000	74	11Bet Cas	2.2680	6600.0	84	39431	No
166	GOM_NL__2PRFIN20090914_183018_000000442082_00299_39431_6511.N1	14-SEP-2009 18:30:18	Bright	44.000	76	27Gam Cas	2.3000	30000.	88	39431	No
167	GOM_NL__2PRFIN20090914_184723_000000262082_00299_39431_6512.N1	14-SEP-2009 18:47:23	Twilight	26.000	42	34Bet Aur	1.9000	10200.	52	39431	No
168	GOM_NL__2PRFIN20090914_185233_000000622082_00299_39431_6513.N1	14-SEP-2009 18:52:33	Bright	62.000	24	66Alp Gem	1.5800	10200.	124	39431	No
169	GOM_NL__2PRFIN20090914_185542_000000602082_00299_39431_6514.N1	14-SEP-2009 18:55:42	Twilight	60.000	170	27Eps Gem	3.0000	9700.0	120	39431	No
170	GOM_NL__2PRFIN20090914_190108_000000622082_00299_39431_6515.N1	14-SEP-2009 19:01:08	Twilight	62.000	8	10Alp CMi	0.40000	6500.0	124	39431	No
171	GOM_NL__2PRFIN20090914_191006_000000542082_00299_39431_6516.N1	14-SEP-2009 19:10:06	Dark	54.000	1	9Alp CMA	-1.4400	11000.	108	39431	No
172	GOM_NL__2PRFIN20090914_191222_000000492082_00299_39431_6517.N1	14-SEP-2009 19:12:22	Dark	49.000	23	21Eps CMA	1.5020	26000.	98	39431	No
173	GOM_NL__2PRFIN20090914_191814_000000522082_00299_39431_6518.N1	14-SEP-2009 19:18:14	Dark	52.000	108	Alp Col	2.6520	15200.	104	39431	No
174	GOM_NL__2PRFIN20090914_193020_000000542082_00300_39432_6520.N1	14-SEP-2009 19:30:20	Dark	54.000	157	The1Eri	2.9060	9300.0	108	39432	No
175	GOM_NL__2PRFIN20090914_194354_000000592082_00300_39432_6521.N1	14-SEP-2009 19:43:54	Twilight	59.000	52	16Bet Cet	2.0370	4500.0	118	39432	No
176	GOM_NL__2PRFIN20090914_195452_000000402082_00300_39432_6522.N1	14-SEP-2009 19:54:52	Bright	40.000	90	54Alp Peg	2.4870	11000.	80	39432	No
177	GOM_NL__2PRFIN20090914_195629_000000562082_00300_39432_6523.N1	14-SEP-2009 19:56:29	Bright	56.000	140	88Gam Peg	2.8340	26000.	112	39432	No
178	GOM_NL__2PRFIN20090914_195845_000000422082_00300_39432_6524.N1	14-SEP-2009 19:58:45	Bright	42.000	93	53Bet Peg	2.5200	3100.0	84	39432	No
179	GOM_NL__2PRFIN20090914_200057_000000482082_00300_39432_6525.N1	14-SEP-2009 20:00:57	Bright	48.000	58	21Alp And	2.0730	11000.	96	39432	No
180	GOM_NL__2PRFIN20090914_200904_000000422082_00300_39432_6526.N1	14-SEP-2009 20:09:04	Bright	41.500	74	11Bet Cas	2.2680	6600.0	83	39432	No
181	GOM_NL__2PRFIN20090914_201054_000000432082_00300_39432_6527.N1	14-SEP-2009 20:10:54	Bright	42.500	76	27Gam Cas	2.3000	30000.	85	39432	No
182	GOM_NL__2PRFIN20090914_203309_000000622082_00300_39432_6528.N1	14-SEP-2009 20:33:09	Bright	62.000	24	66Alp Gem	1.5800	10200.	124	39432	No
183	GOM_NL__2PRFIN20090914_203618_000000662082_00300_39432_6529.N1	14-SEP-2009 20:36:18	Twilight	66.000	170	27Eps Gem	3.0000	9700.0	132	39432	No
184	GOM_NL__2PRFIN20090914_204144_000000562082_00300_39432_6530.N1	14-SEP-2009 20:41:44	Twilight	56.000	8	10Alp CMi	0.40000	6500.0	112	39432	No
185	GOM_NL__2PRFIN20090914_205043_000000572082_00300_39432_6531.N1	14-SEP-2009 20:50:43	Dark	57.000	1	9Alp CMA	-1.4400	11000.	114	39432	No
186	GOM_NL__2PRFIN20090914_205259_000000472082_00300_39432_6532.N1	14-SEP-2009 20:52:59	Dark	47.000	23	21Eps CMA	1.5020	26000.	94	39432	No
187	GOM_NL__2PRFIN20090914_205851_000000512082_00300_39432_6533.N1	14-SEP-2009 20:58:51	Dark	50.500	108	Alp Col	2.6520	15200.	101	39432	No
188	GOM_NL__2PRFIN20090914_211057_000000552082_00301_39433_6534.N1	14-SEP-2009 21:10:57	Dark	54.500	157	The1Eri	2.9060	9300.0	109	39433	No
189	GOM_NL__2PRFIN20090914_212430_000000582082_00301_39433_6535.N1	14-SEP-2009 21:24:30	Twilight	58.000	52	16Bet Cet	2.0370	4500.0	116	39433	No
190	GOM_NL__2PRFIN20090914_213527_000000392082_00301_39433_6536.N1	14-SEP-2009 21:35:27	Bright	38.500	90	54Alp Peg	2.4870	11000.	77	39433	No
191	GOM_NL__2PRFIN20090914_213704_000000502082_00301_39433_6537.N1	14-SEP-2009 21:37:04	Bright	50.000	140	88Gam Peg	2.8340	26000.	100	39433	No
192	GOM_NL__2PRFIN20090914_213921_000000402082_00301_39433_6538.N1	14-SEP-2009 21:39:21	Bright	40.000	93	53Bet Peg	2.5200	3100.0	80	39433	No
193	GOM_NL__2PRFIN20090914_214132_000000482082_00301_39433_6539.N1	14-SEP-2009 21:41:32	Bright	48.000	58	21Alp And	2.0730	11000.	96	39433	No
194	GOM_NL__2PRFIN20090914_214939_000000422082_00301_39433_6540.N1	14-SEP-2009 21:49:39	Bright	41.500	74	11Bet Cas	2.2680	6600.0	83	39433	No
195	GOM_NL__2PRFIN20090914_215129_000000442082_00301_39433_6541.N1	14-SEP-2009 21:51:29	Bright	43.500	76	27Gam Cas	2.3000	30000.	87	39433	No
196	GOM_NL__2PRFIN20090914_221344_000000412082_00301_39433_6542.N1	14-SEP-2009 22:13:44	Bright	40.500	24	66Alp Gem	1.5800	10200.	81	39433	No
197	GOM_NL__2PRFIN20090914_221655_000000652082_00301_39433_6543.N1	14-SEP-2009 22:16:55	Twilight	64.500	170	27Eps Gem	3.0000	9700.0	129	39433	No
198	GOM_NL__2PRFIN20090914_222220_000000612082_00301_39433_6544.N1	14-SEP-2009 22:22:20	Twilight	61.000	8	10Alp CMi	0.40000	6500.0	122	39433	No
199	GOM_NL__2PRFIN20090914_223119_000000632082_00301_39433_6545.N1	14-SEP-2009 22:31:19	Dark	62.500	1	9Alp CMA	-1.4400	11000.	125	39433	No
200	GOM_NL__2PRFIN20090914_223336_000000502082_00301_39433_6546.N1	14-SEP-2009 22:33:36	Dark	50.000	23	21Eps CMA	1.5020	26000.	100	39433	No
201	GOM_NL__2PRFIN20090914_223928_000000522082_00301_39433_6547.N1	14-SEP-2009 22:39:28	Dark	51.500	108	Alp Col	2.6520	15200.	103	39433	No
202	GOM_NL__2PRFIN20090914_225134_000000542082_00302_39434_6550.N1	14-SEP-2009 22:51:34	Dark	54.000	157	The1Eri	2.9060	9300.0	108	39434	No
203	GOM_NL__2PRFIN20090914_230506_000000582082_00302_39434_6551.N1	14-SEP-2009 23:05:06	Twilight	58.000	52	16Bet Cet	2.0370	4500.0	116	39434	No
204	GOM_NL__2PRFIN20090914_231603_000000392082_00302_39434_6552.N1	14-SEP-2009 23:16:03	Bright	39.000	90	54Alp Peg	2.4870	11000.	78	39434	No
205	GOM_NL__2PRFIN20090914_231739_000000502082_00302_39434_6553.N1	14-SEP-2009 23:17:39	Bright	49.500	140	88Gam Peg	2.8340	26000.	99	39434	No
206	GOM_NL__2PRFIN20090914_231957_000000422082_00302_39434_6554.N1	14-SEP-2009 23:19:57	Bright	42.000	93	53Bet Peg	2.5200	3100.0	84	39434	No
207	GOM_NL__2PRFIN20090914_232208_000000482082_00302_39434_6555.N1	14-SEP-2009 23:22:08	Bright	48.000	58	21Alp And	2.0730	11000.	96	39434	No
208	GOM_NL__2PRFIN20090914_233015_000000382082_00302_39434_6556.N1	14-SEP-2009 23:30:15	Bright	37.500	74	11Bet Cas	2.2680	6600.0	75	39434	No
209	GOM_NL__2PRFIN20090914_233204_000000422082_00302_39434_6557.N1	14-SEP-2009 23:32:04	Bright	41.500	76	27Gam Cas	2.3000	30000.	83	39434	No
210	GOM_NL__2PRFIN20090914_235421_000000452082_00302_39434_6558.N1	14-SEP-2009 23:54:21	Bright	45.000	24	66Alp Gem	1.5800	10200.	90	39434	No
211	GOM_NL__2PRFIN20090914_235731_000000652082_00302_39434_6559.N1	14-SEP-2009 23:57:31	Twilight	65.000	170	27Eps Gem	3.0000	9700.0	130	39434	No

3. Quality information per product

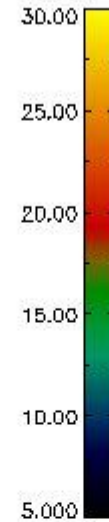
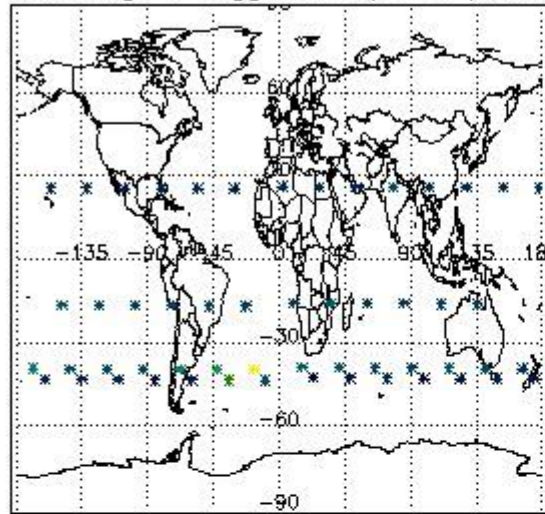
In this section it is plotted some information contained in the Quality Summary data set of the level 2 products. Only products in dark limb conditions and without errors (error flag in the MPH set to "0") are used.

3.1 Plot quality information per product (time dependant)

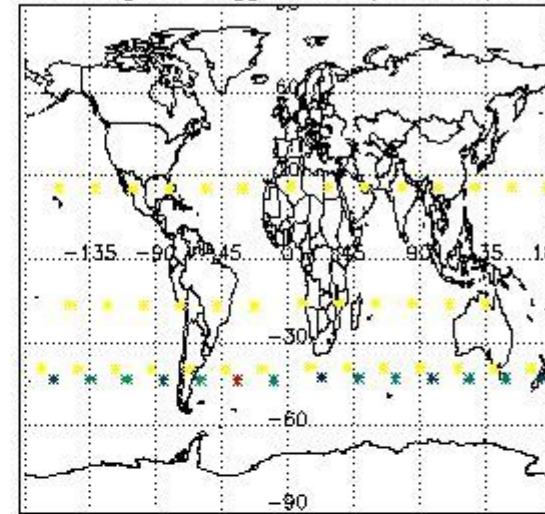


3.2 Plot quality information per product (world map)

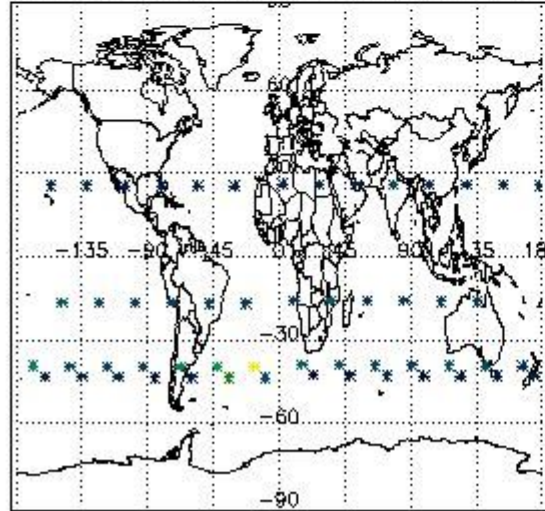
Percentage of flagged data per O3 profile



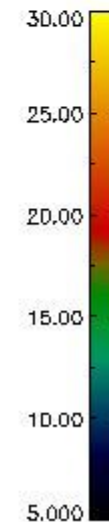
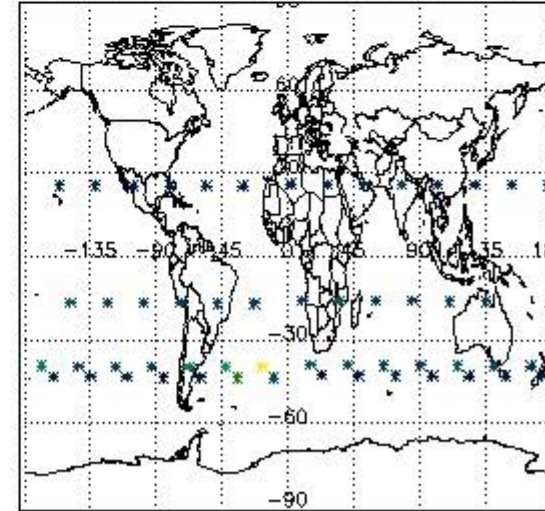
Percentage of flagged data per H2O profile



Percentage of flagged data per NO2 profile



Percentage of flagged data per NO3 profile

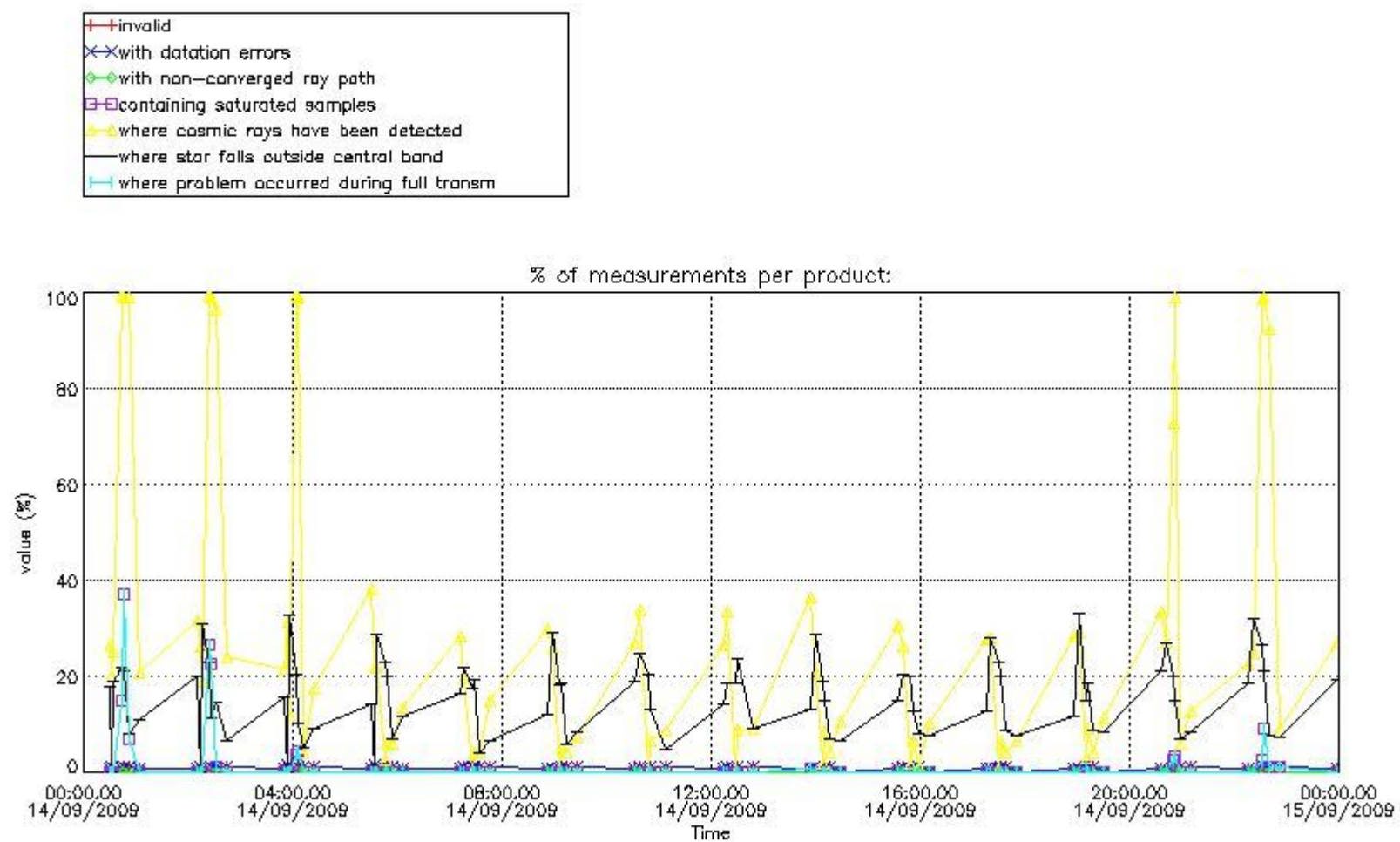


4. Level 1 quality information per product

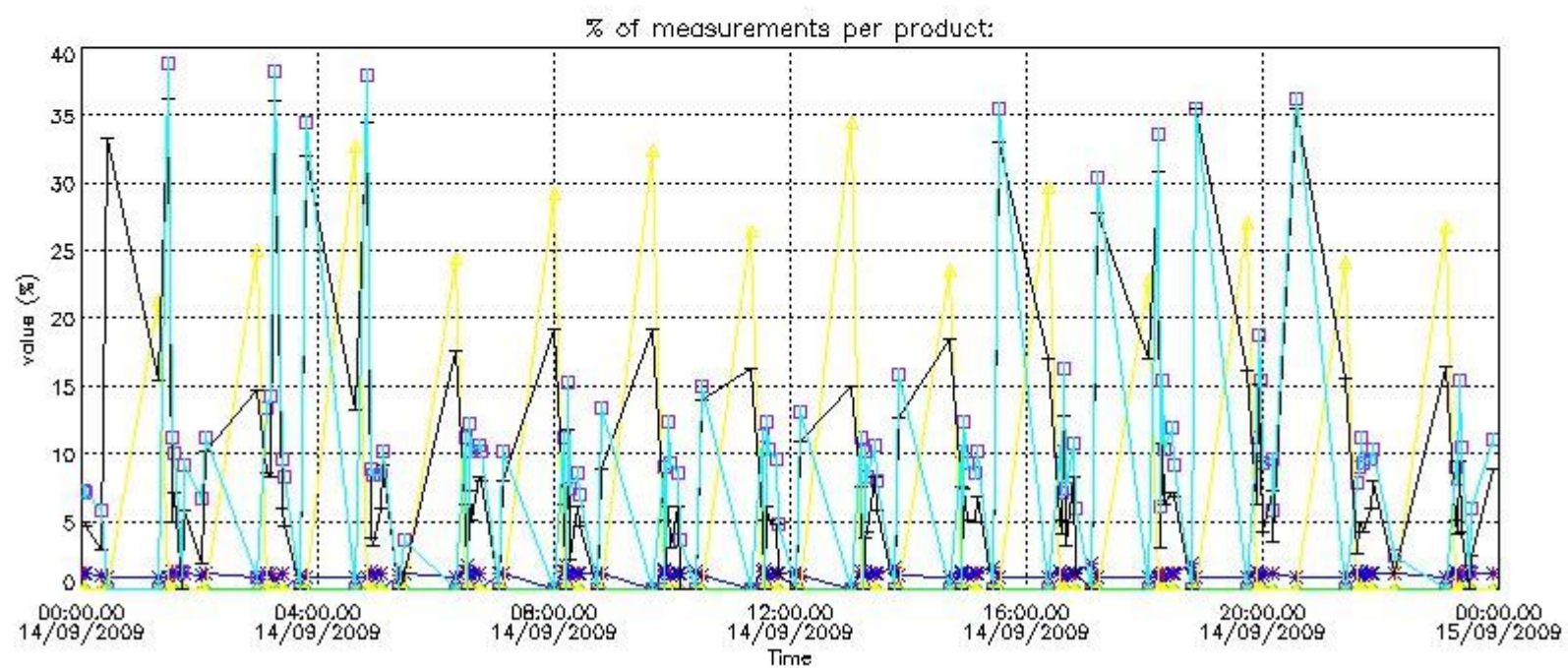
In this section it is plotted some information contained in the Quality Summary data set of the level 2 products that comes from the level 1b processing. Products without errors (error flag in the MPH set to "0") are used.

4.1 Plot quality information per product (time dependant) coming from level 1b processing

4.1.1 Plot level 1 quality information per product (time dependant): ENVISAT ASCENDING passes

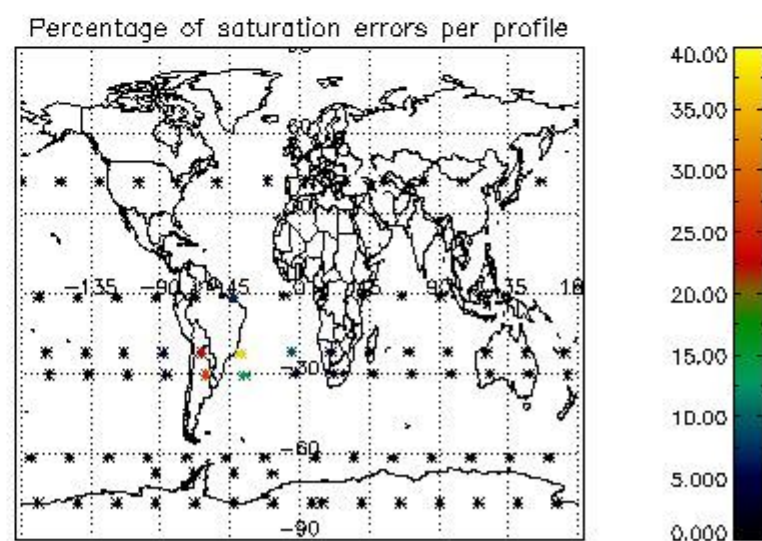
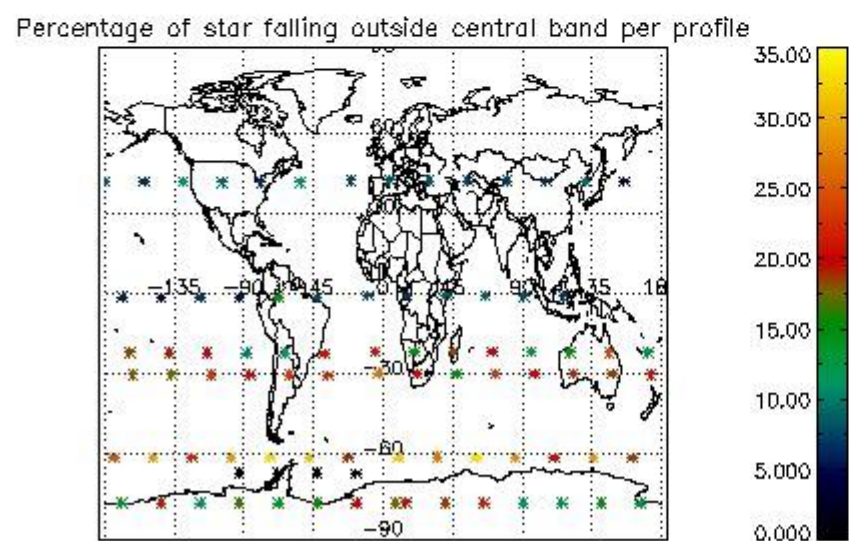
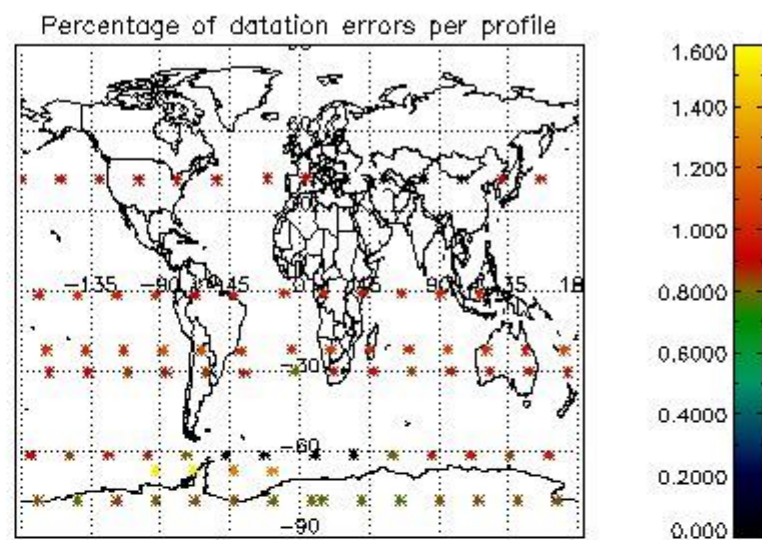
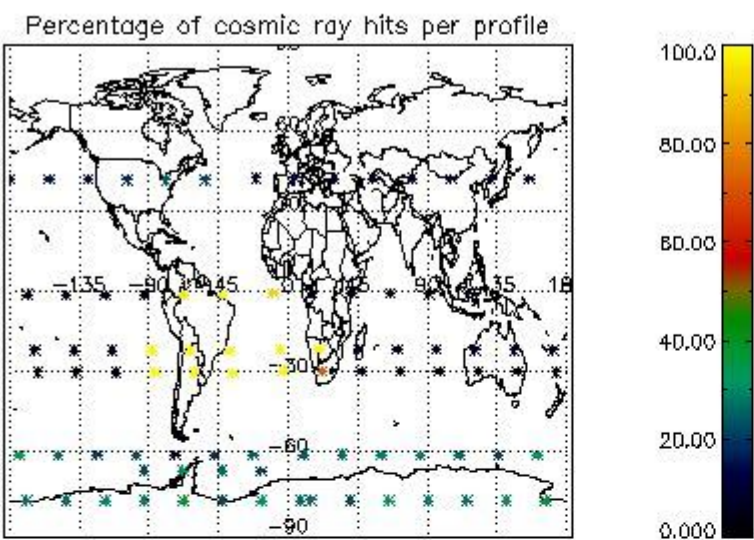


4.1.2 Plot level 1 quality information per product (time dependant): ENVI SAT DESCENDING passes

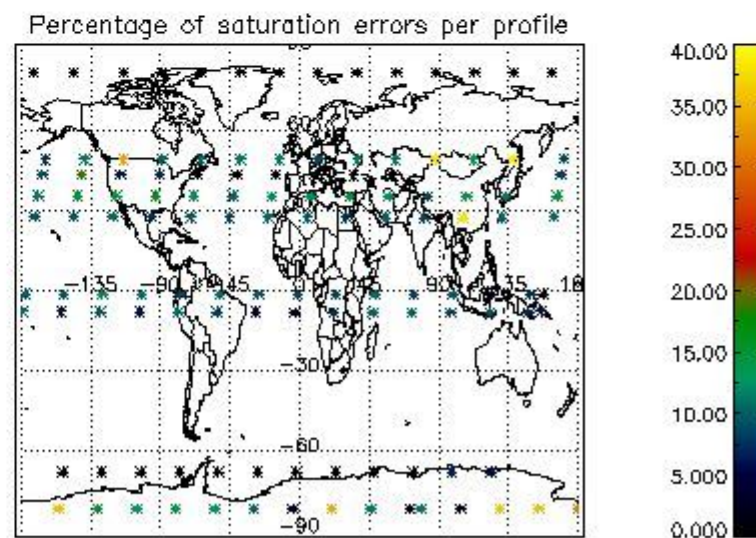
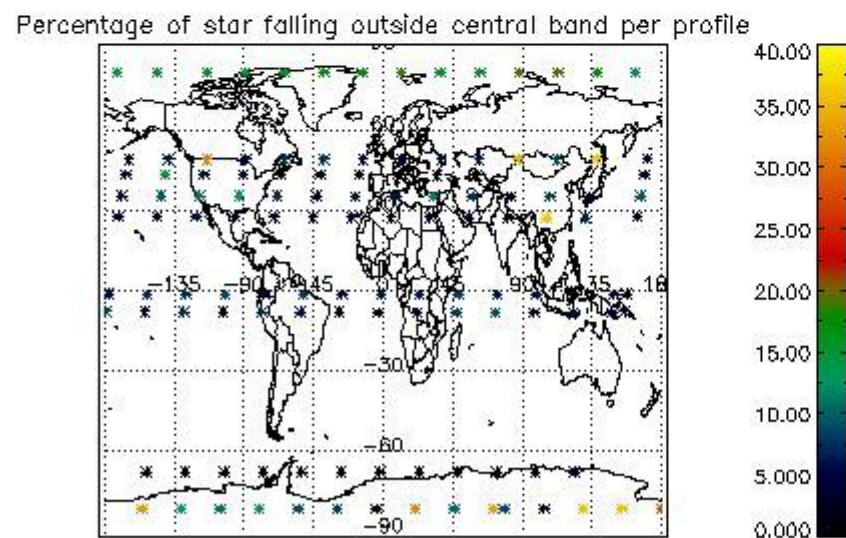
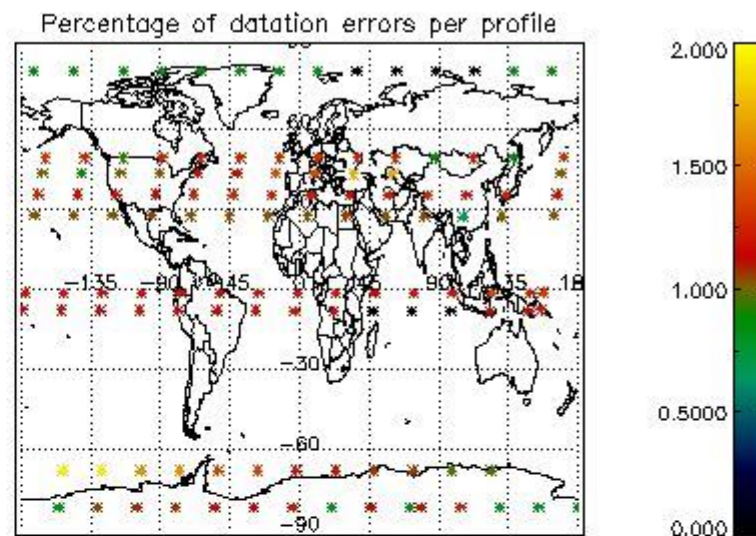
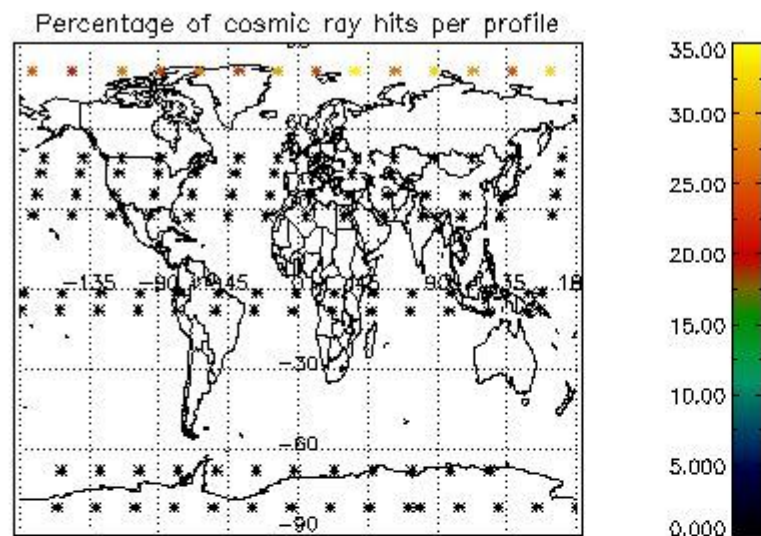


4.2 Plot quality information per product coming from level 1b processing (world map)

4.2.1 Plot level 1 quality information per product (world map): ENVISAT ASCENDING passes



4.2.2 Plot level 1 quality information per product (world map): ENVISAT DESCENDING passes



5. Trace gas profiles

5.1 Ozone statistics based on quality of products

The final quality of the products can be "measured" using the STD (Standard Deviation) attached to every point profile. This information is written to the parameter GOM_NL__2P/NL_LOCAL_SPECIES_DENSITY/o3_std of the level 2 products. The table below shows the statistics for given STD ranges.

The statistics are given with respect to the overall valid production:

- Products without fatal errors: GOM_NL__2P/MPH/PRODUCT_ERR=0
- Valid point profile: GOM_NL__2P/NL_LOCAL_SPECIES_DENSITY/pcd(0)=0

The 'Criteria' is applied to valid points of dark limb products:

- Products in dark limb illumination condition: GOM_NL__2P/NL_SUMMARY_QUALITY/obs_ill_cond=0
- Products without fatal errors: GOM_NL__2P/MPH/PRODUCT_ERR=0
- Valid point profile: GOM_NL__2P/NL_LOCAL_SPECIES_DENSITY/pcd(0)=0

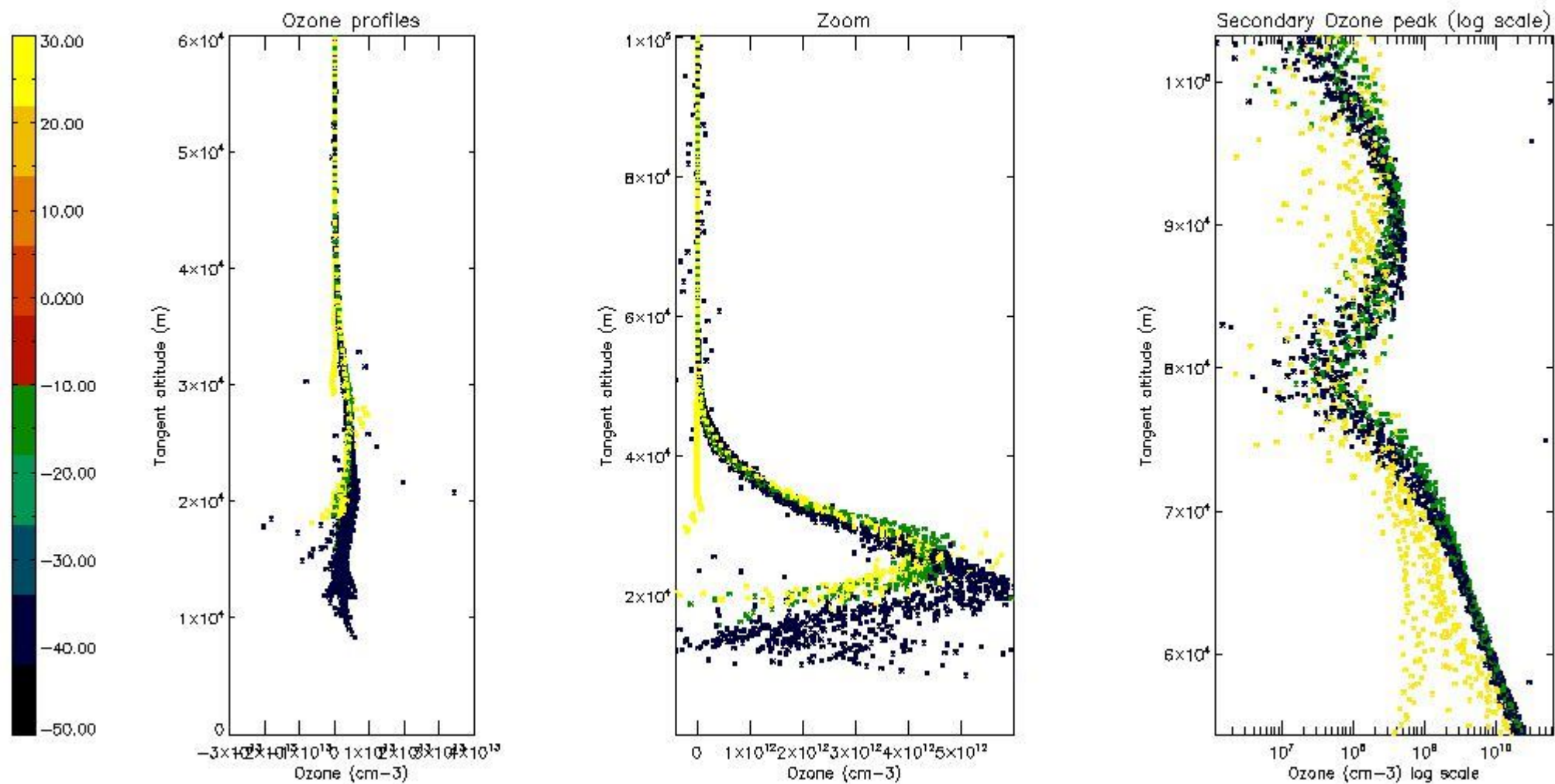
So, the table below shows the percentage of dark limb and valid observations for each criteria with respect to the overall valid daily observations.

Criteria	% of total production
All STD	28
STD < 20	17

STD < 10	14
STD < 5	10

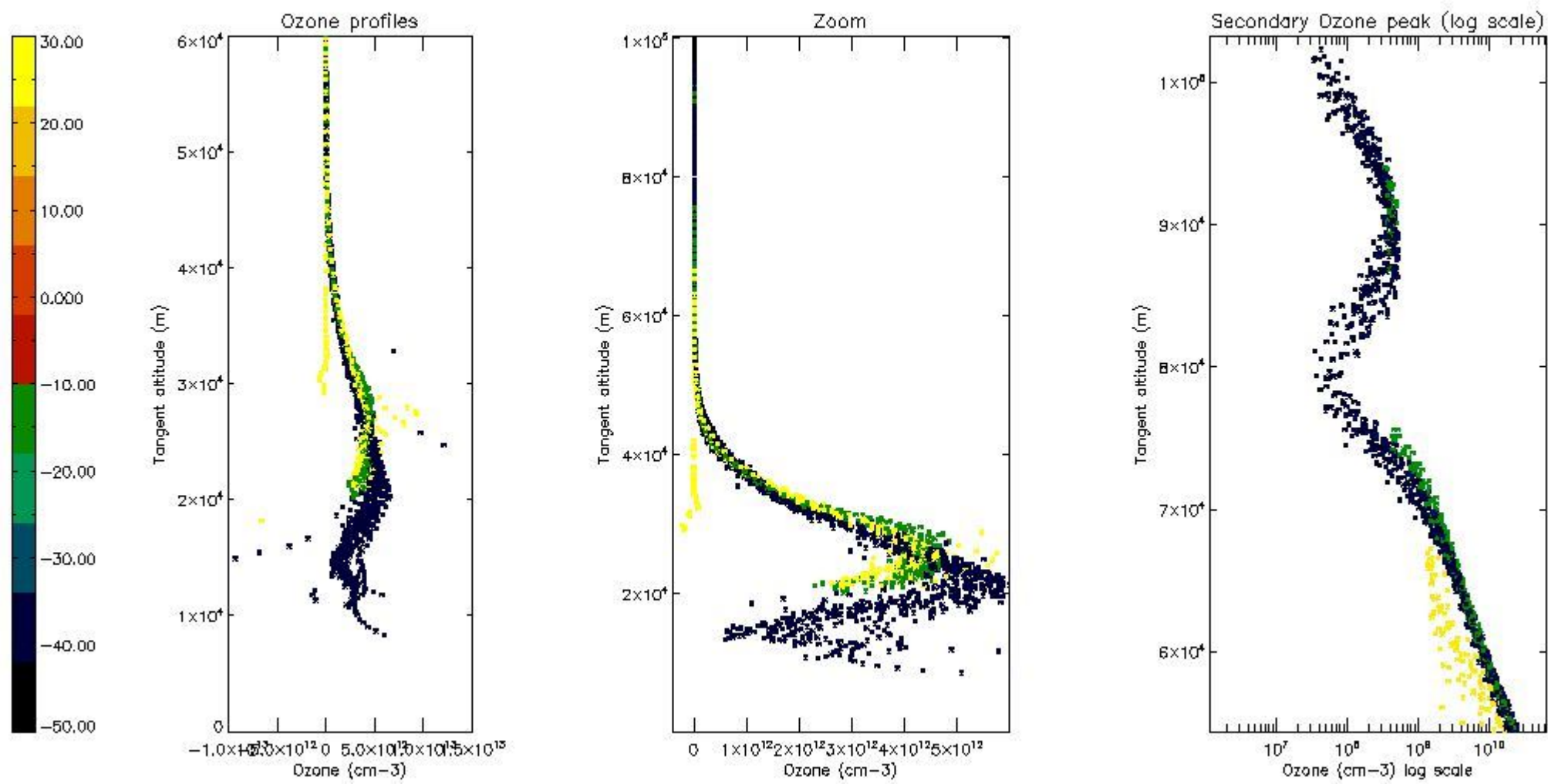
5.2 Plot ozone profiles for all STD (dark without errors)

The colorbar represents the latitude.



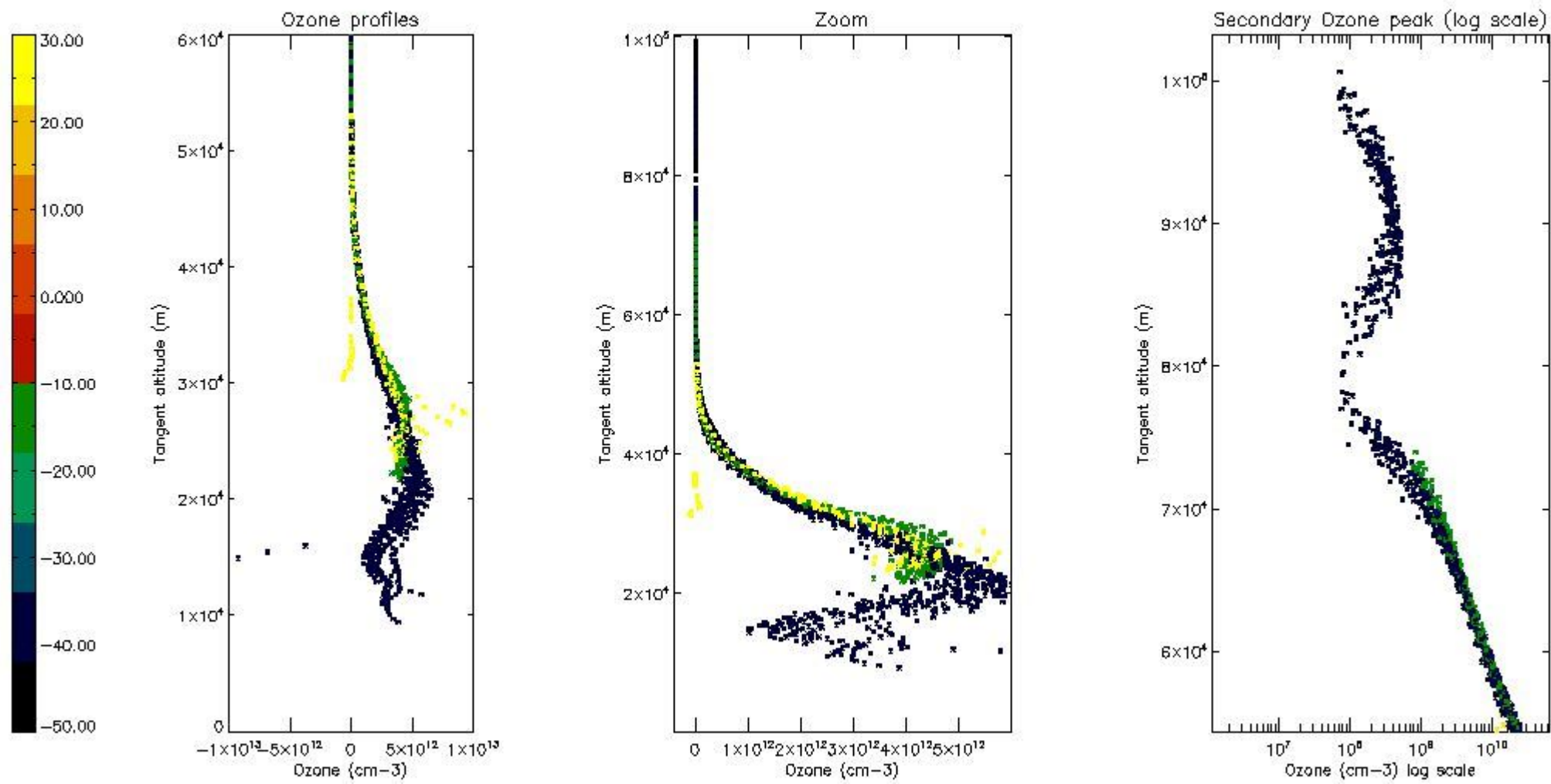
5.3 Plot ozone profiles where STD < 20% (dark without errors)

The colorbar represents the latitude.



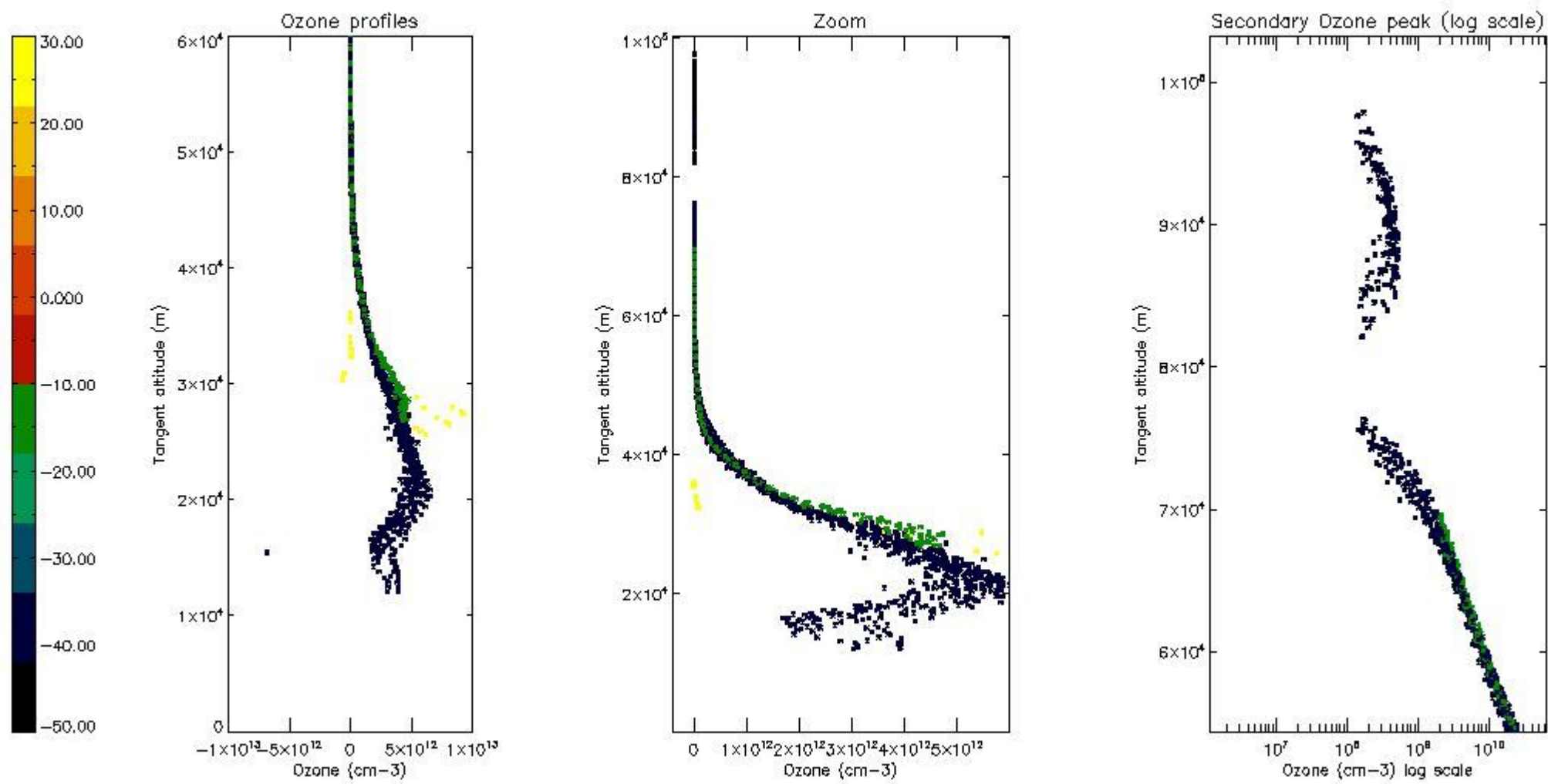
5.4 Plot ozone profiles where STD < 10% (dark without errors)

The colorbar represents the latitude.



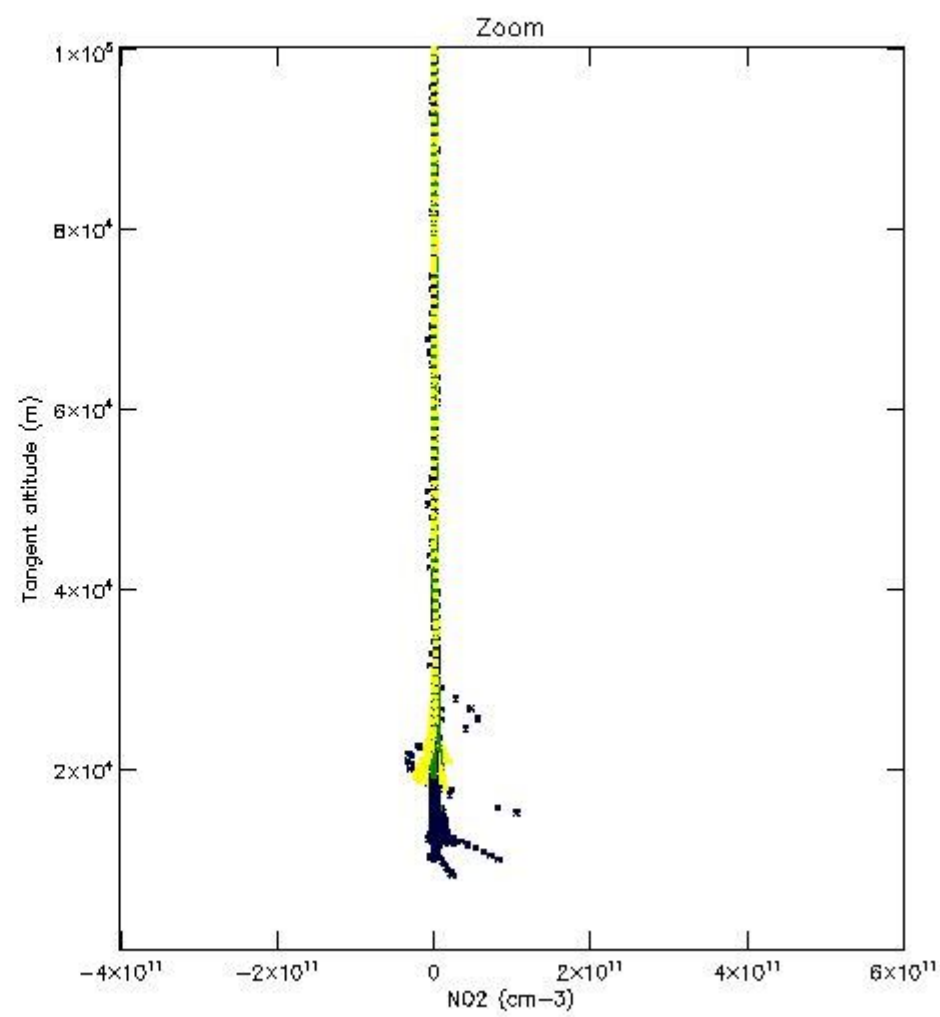
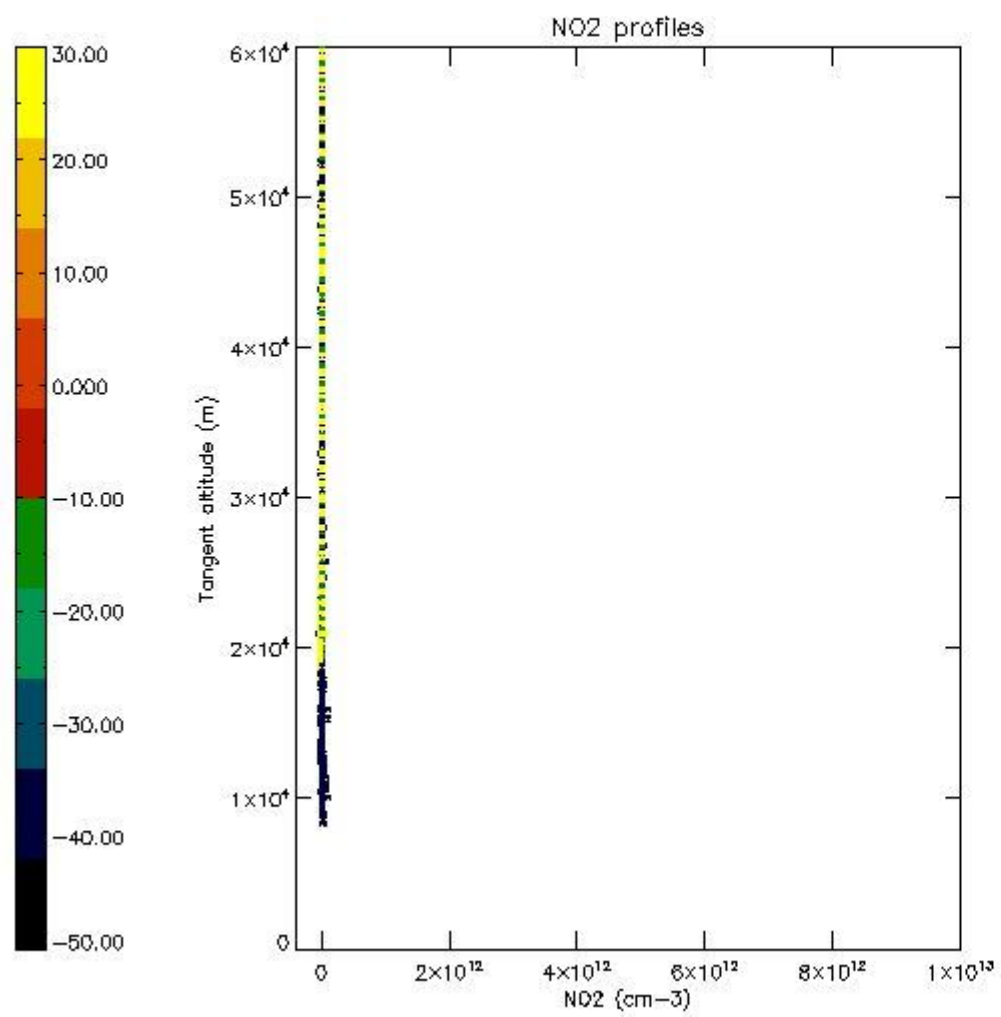
5.5 Plot ozone profiles where STD < 5% (dark without errors)

The colorbar represents the latitude.



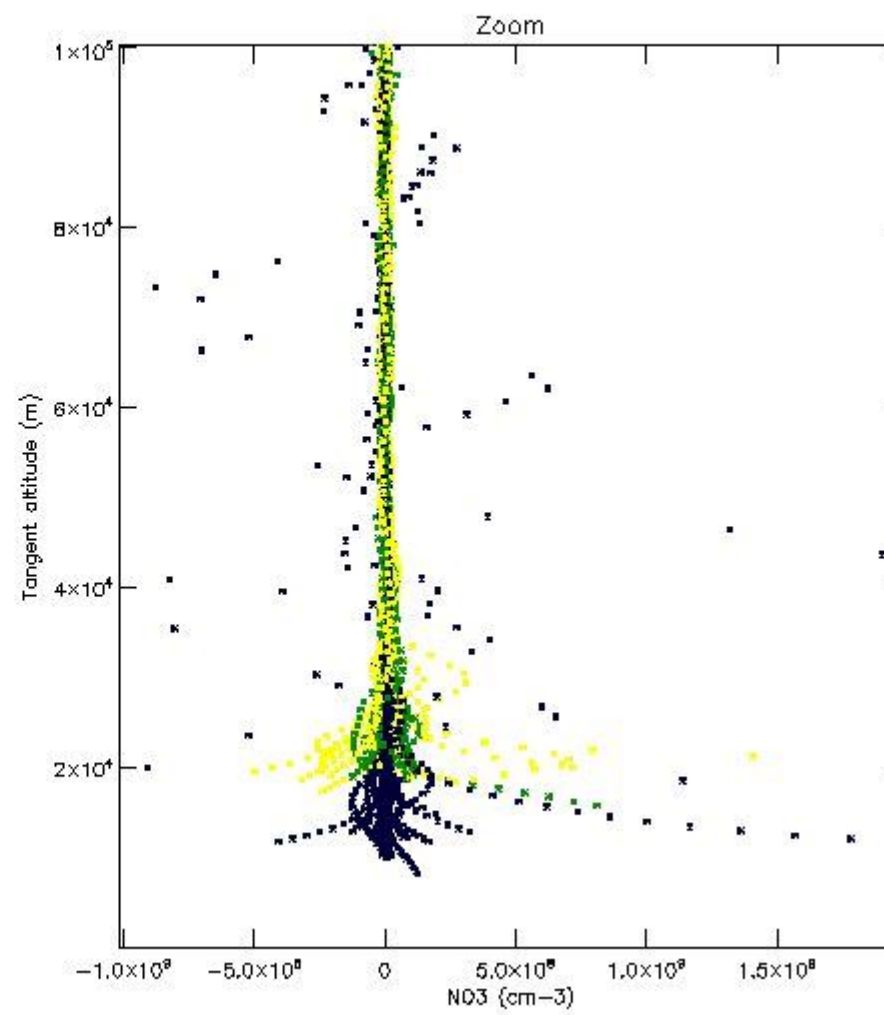
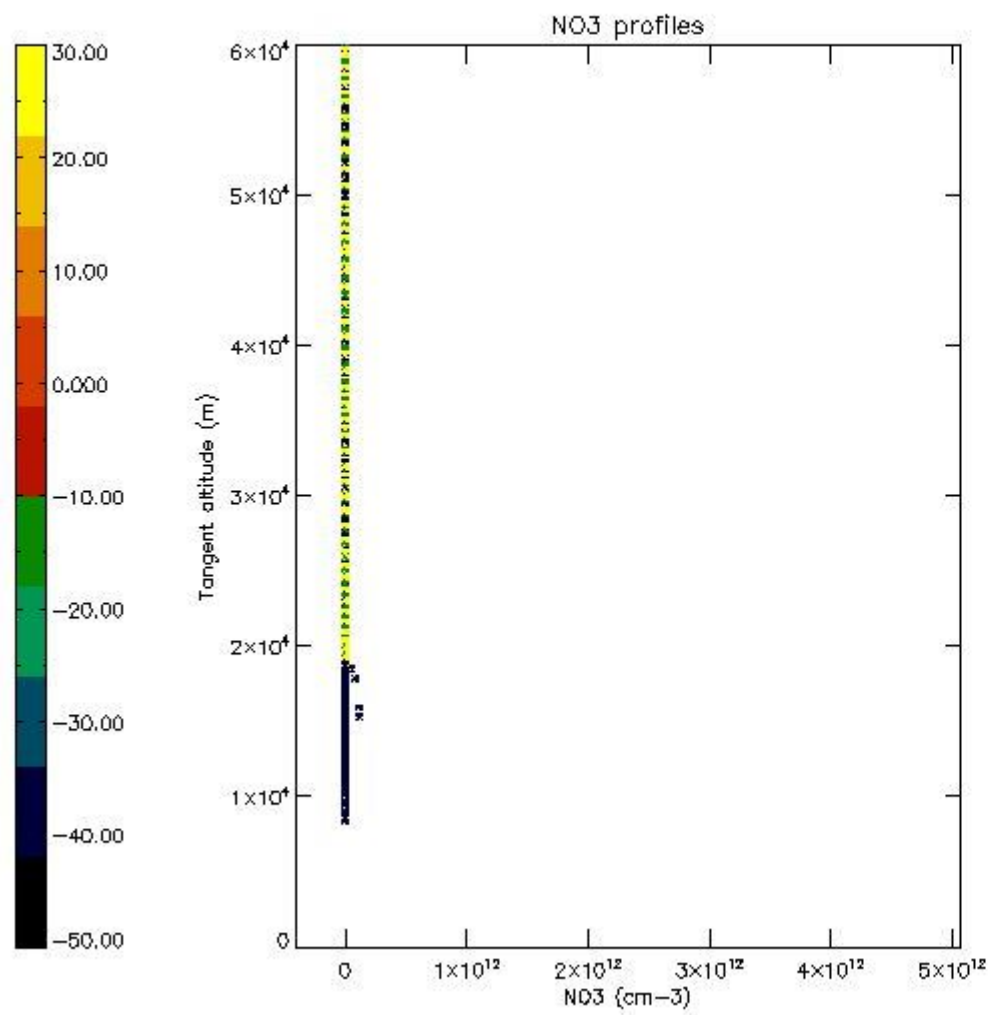
5.6 Plot NO₂ profiles for all STD (dark without errors)

The colorbar represents the latitude.



5.7 Plot NO3 profiles for all STD (dark without errors)

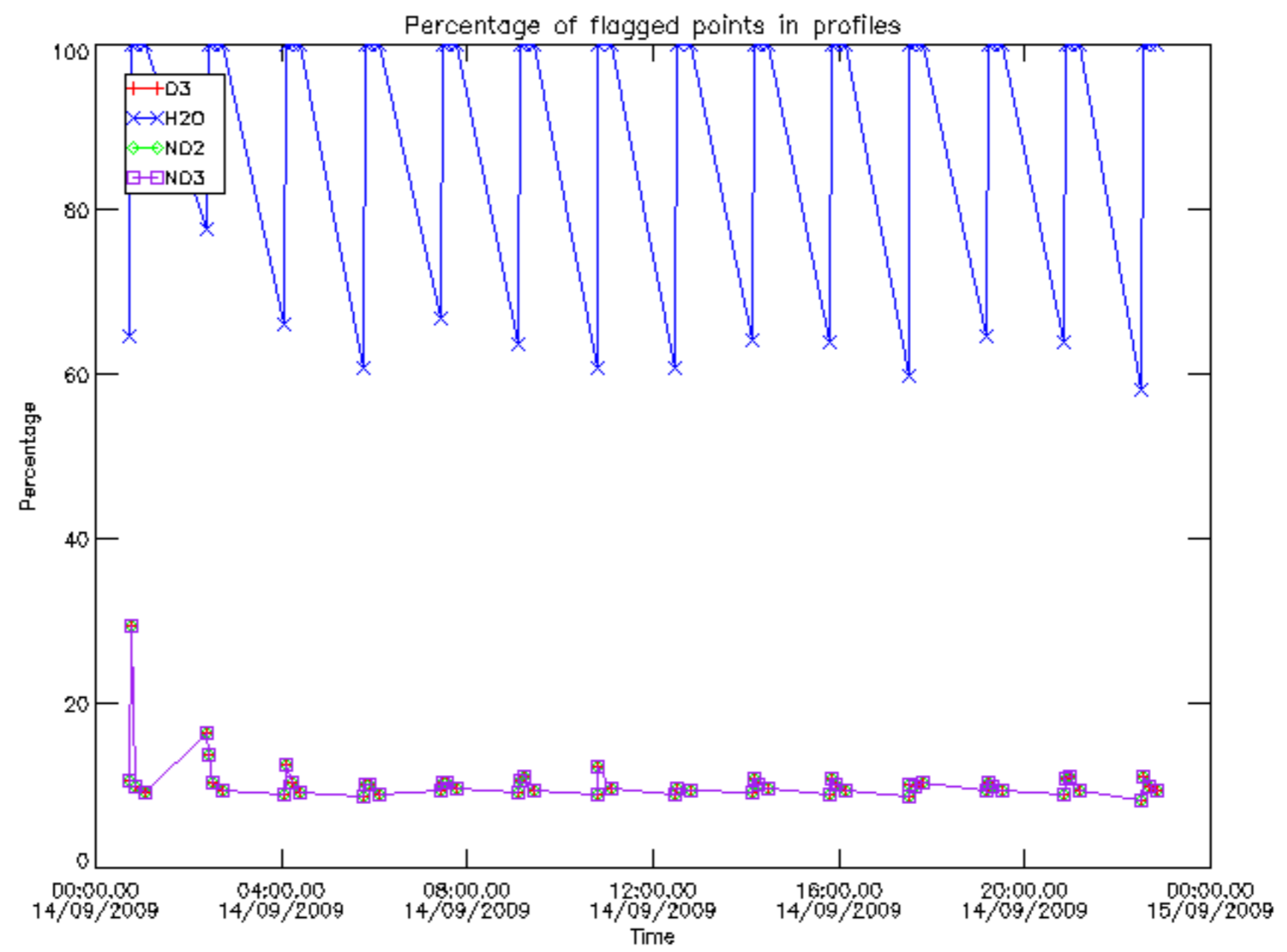
The colorbar represents the latitude.



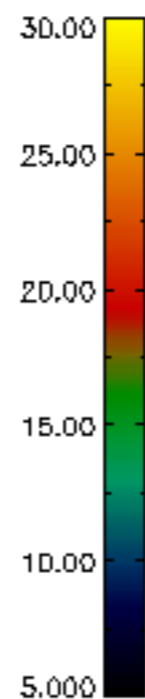
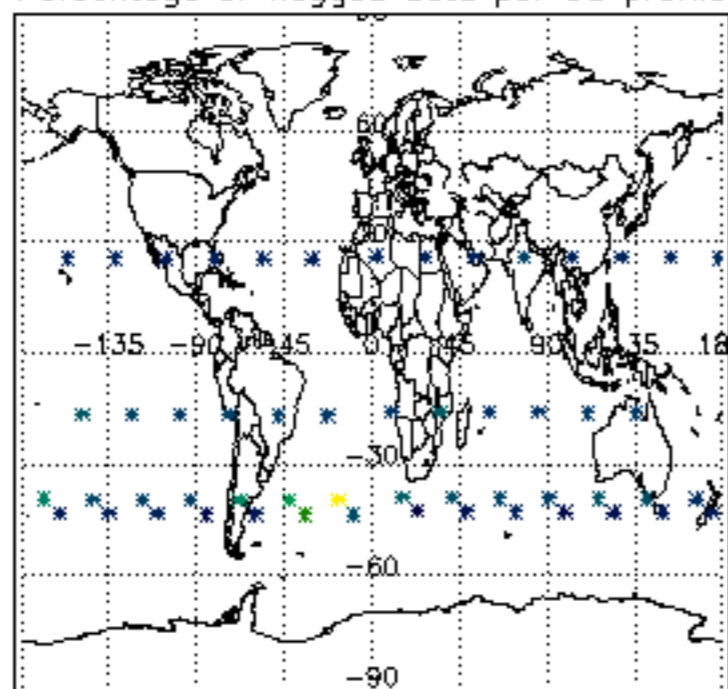
6. Auxiliary Data Files used for the production reported in section 2

The number reported in the third column indicates since which file (see list in section 2) the corresponding auxiliary file has been used. The fourth column is the date of those product files.

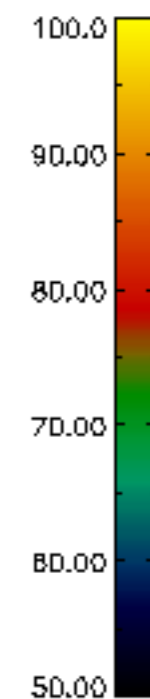
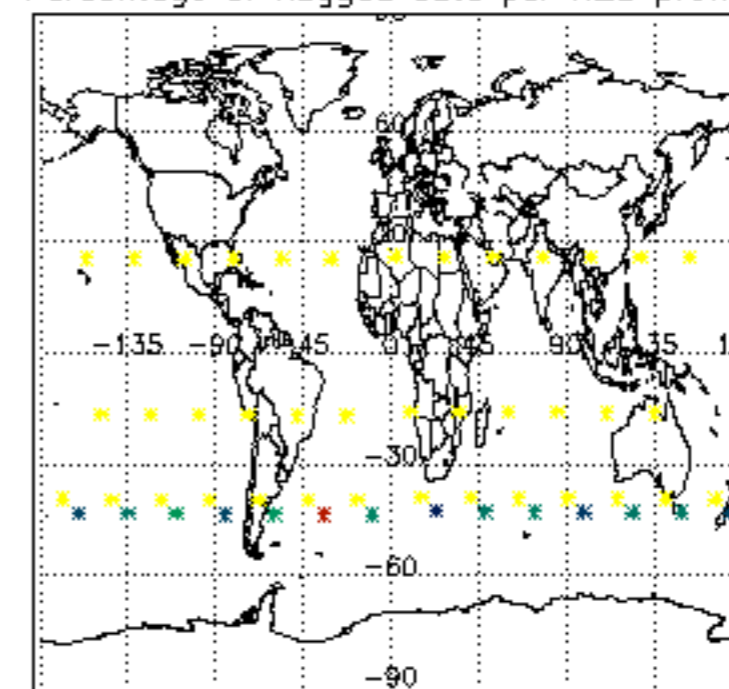
Type	Auxiliary Filename	Used since product	Used since product date
INST_PHYS_CHARACTERISTICS	GOM_INS_AXVIEC20091111_143220_20030716_120000_20500101_000000	1	14-SEP-2009 00:01:58
LEVEL-2_PROC_CONFIG	GOM_PR2_AXVIEC20091111_152718_20020301_000000_20500101_000000	1	14-SEP-2009 00:01:58
CROSS_SECTIONS_FILE	GOM_CRS_AXVIEC20091111_154832_20020301_000000_20500101_000000	1	14-SEP-2009 00:01:58



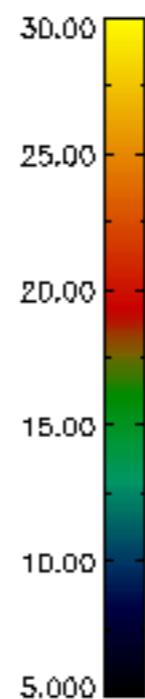
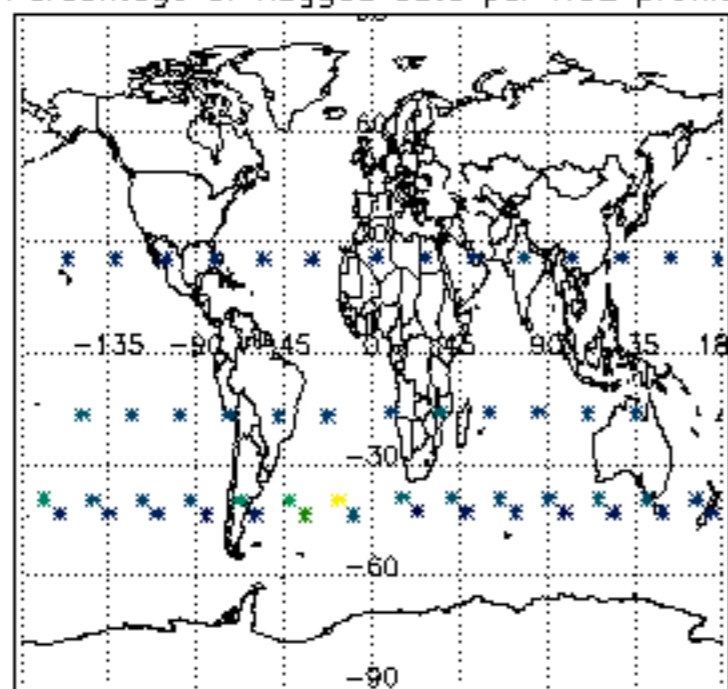
Percentage of flagged data per D3 profile



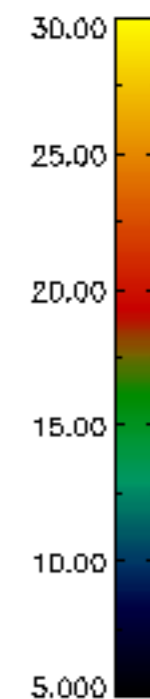
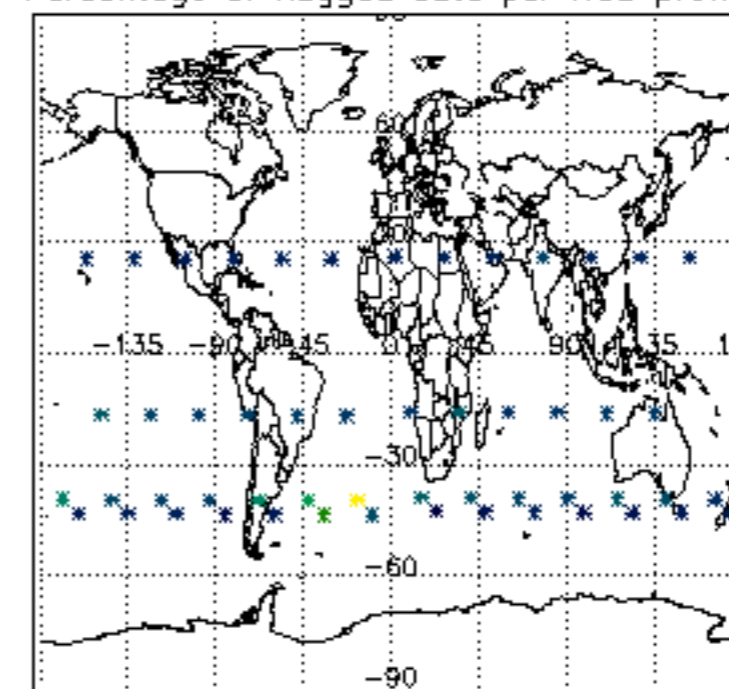
Percentage of flagged data per H2O profile

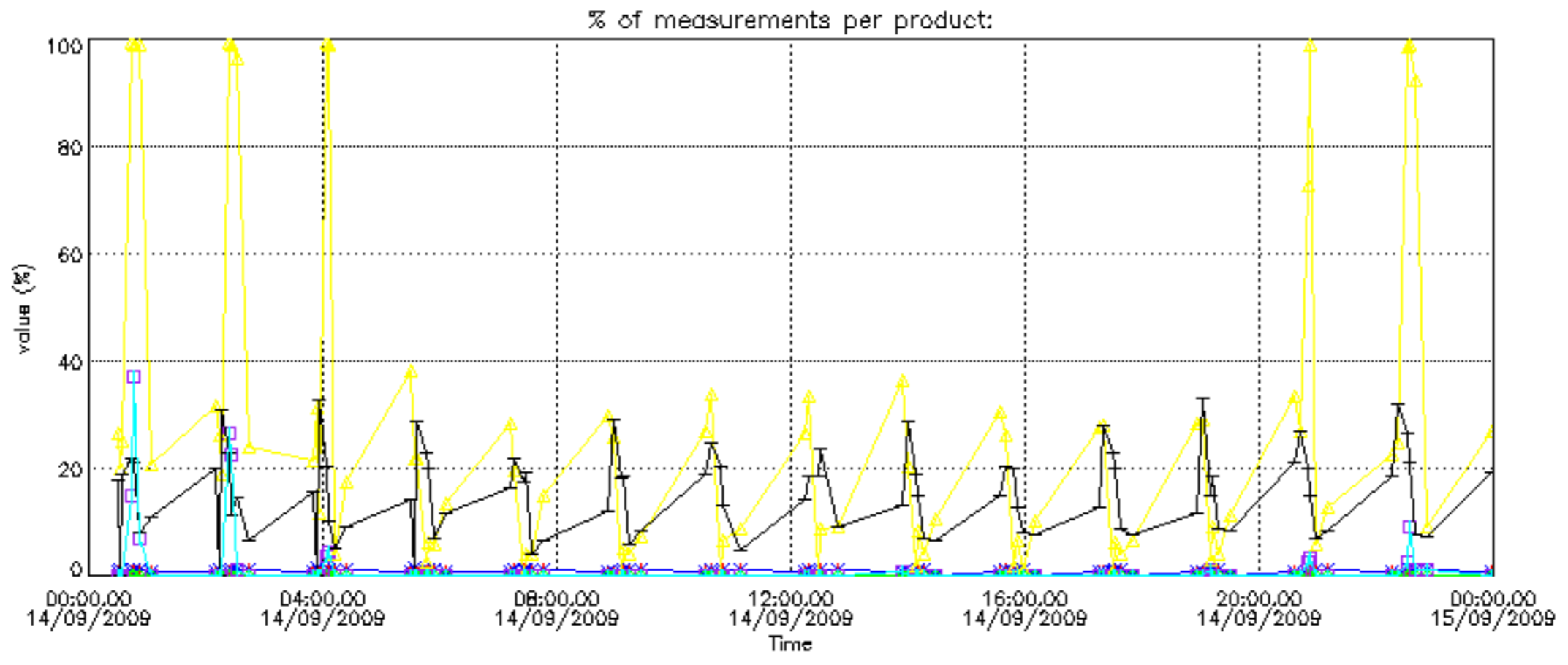


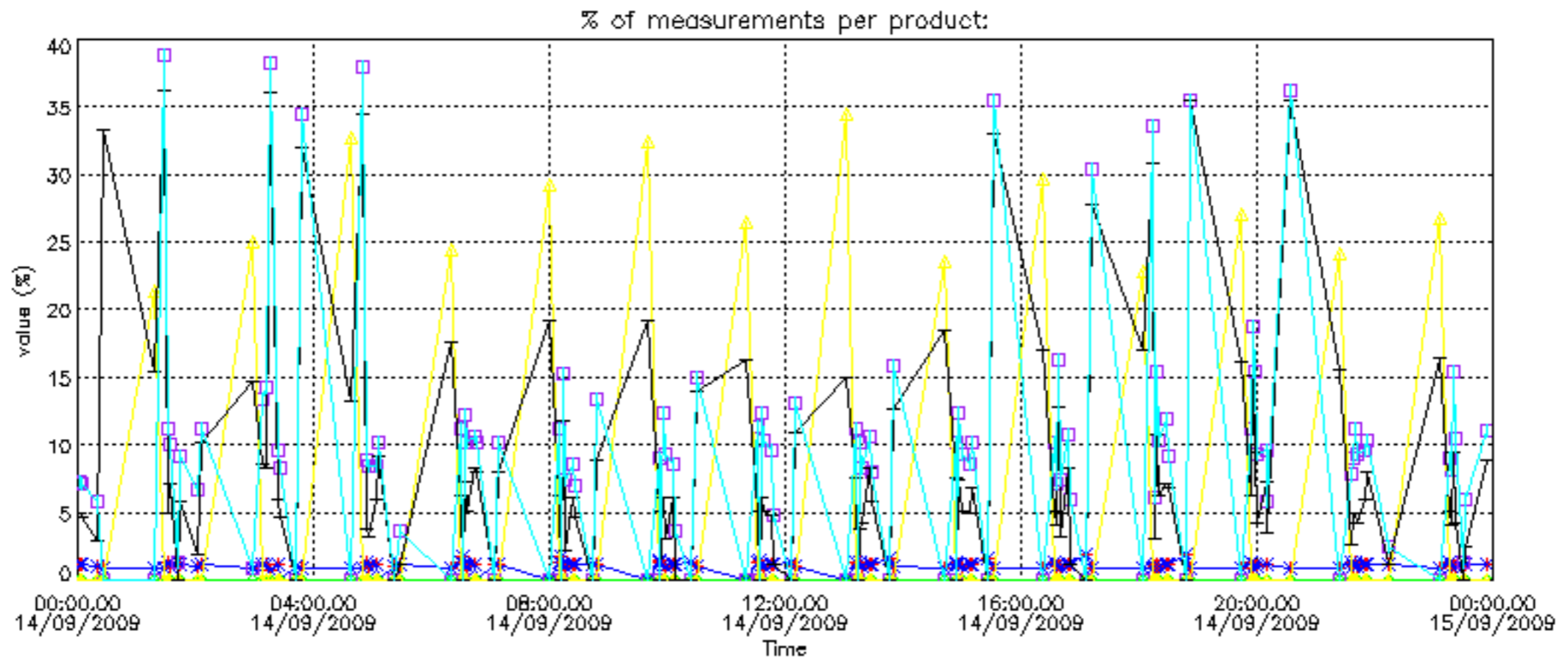
Percentage of flagged data per NO2 profile



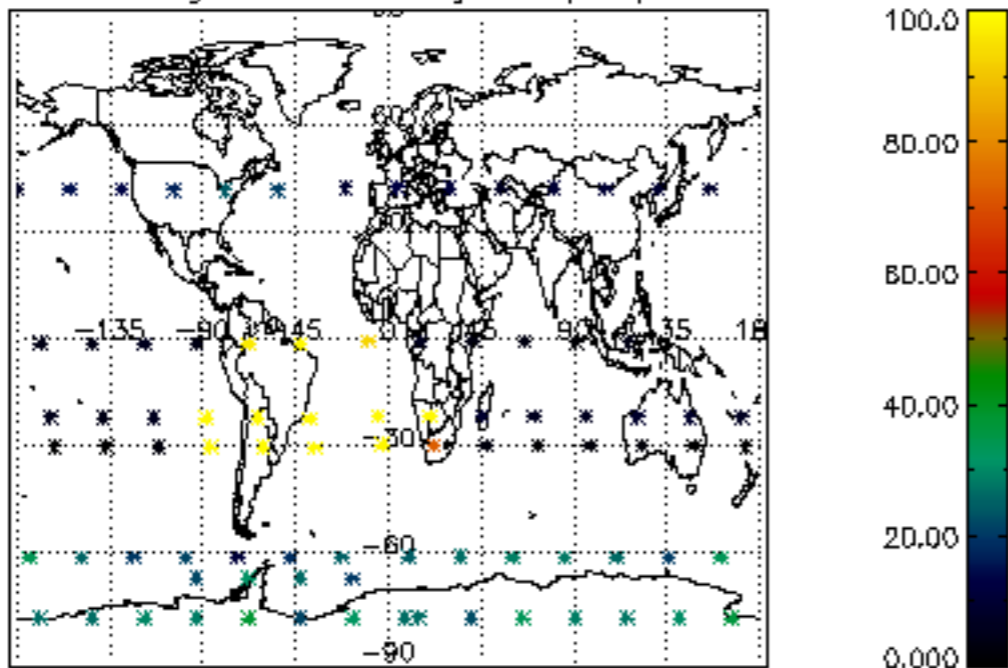
Percentage of flagged data per NO3 profile



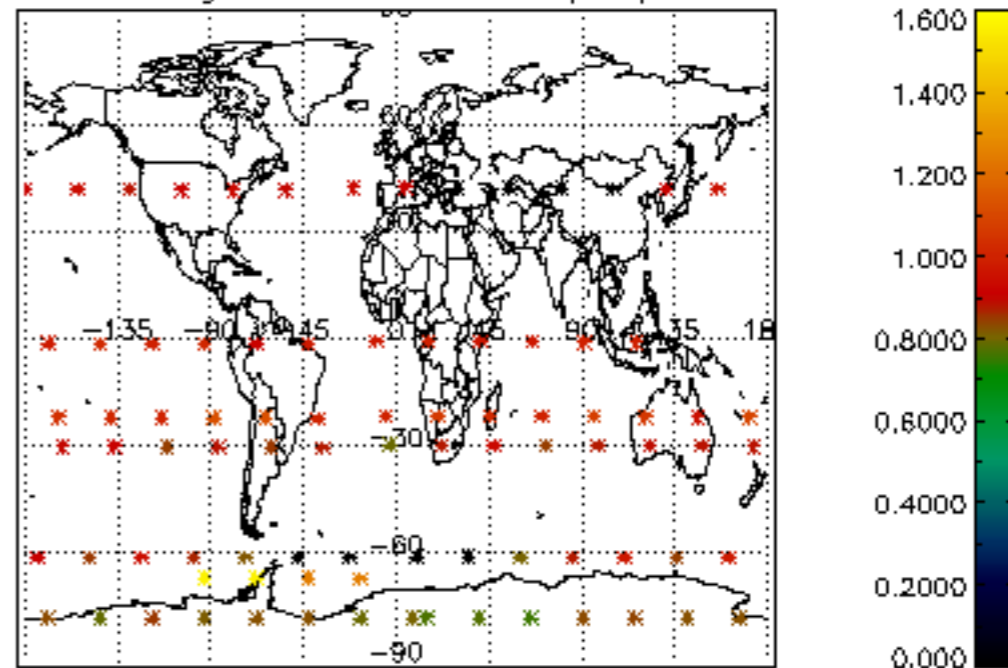




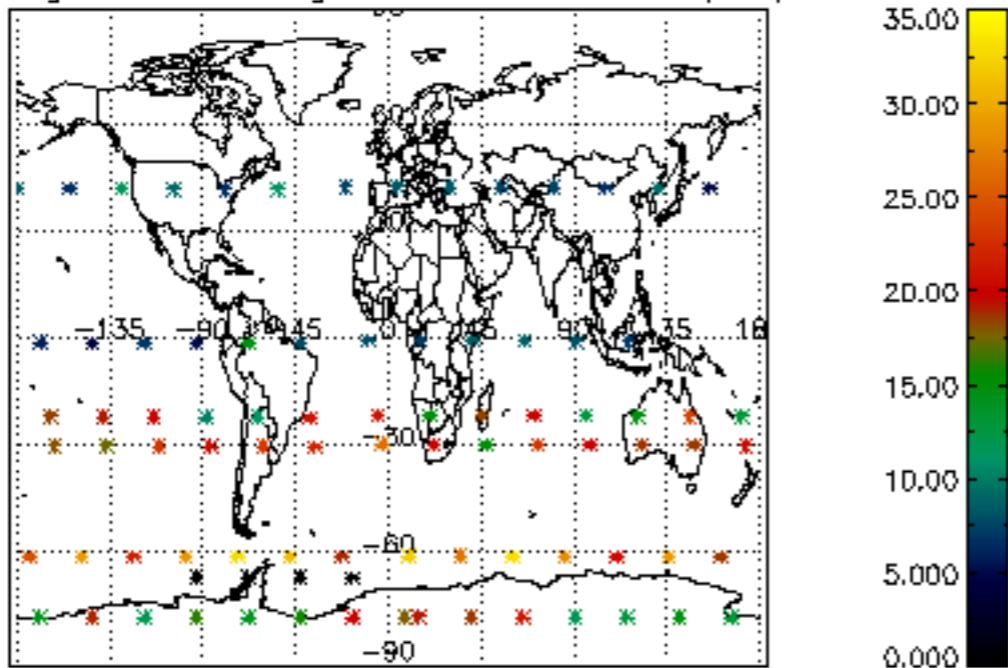
Percentage of cosmic ray hits per profile



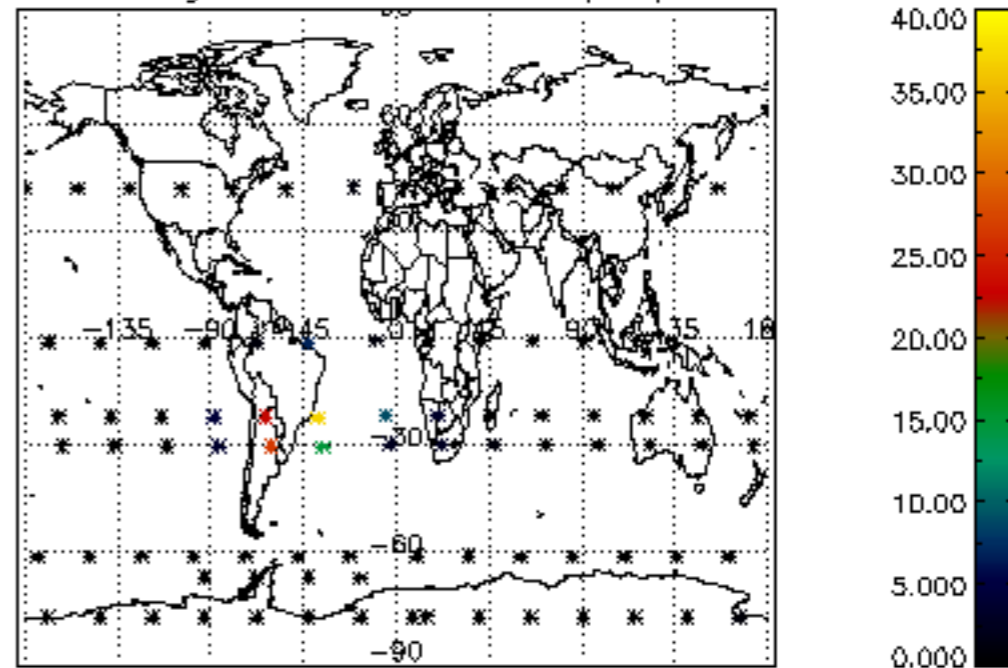
Percentage of datation errors per profile



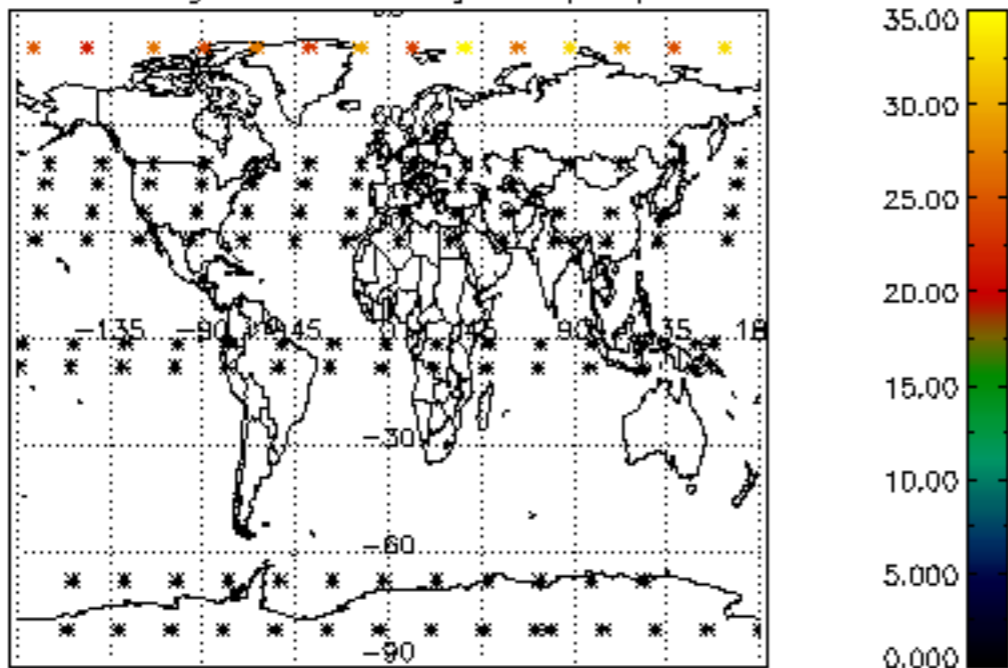
Percentage of star falling outside central band per profile



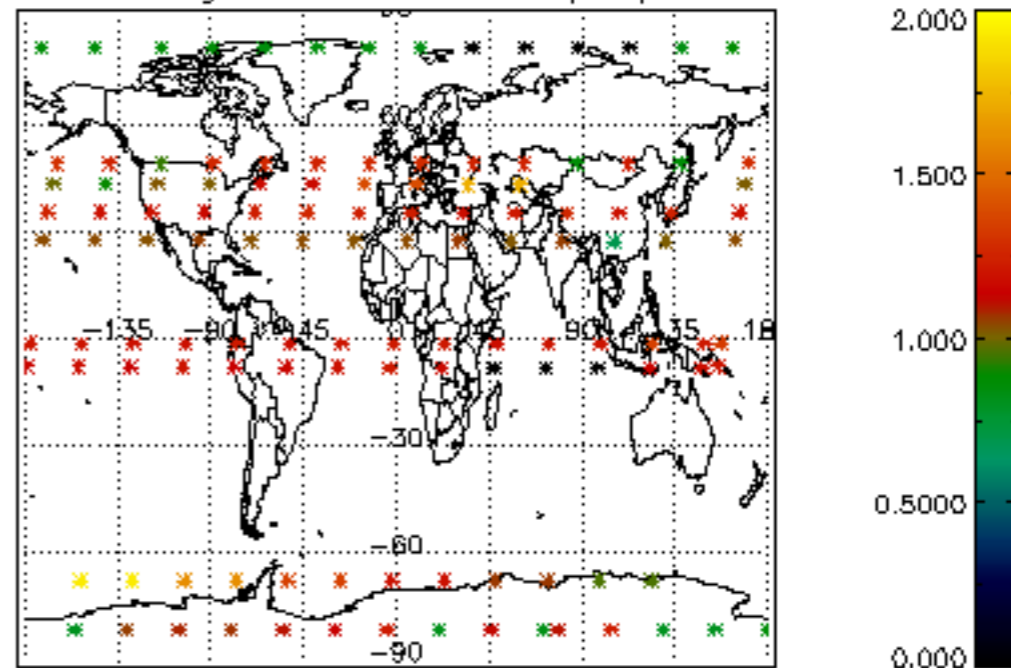
Percentage of saturation errors per profile



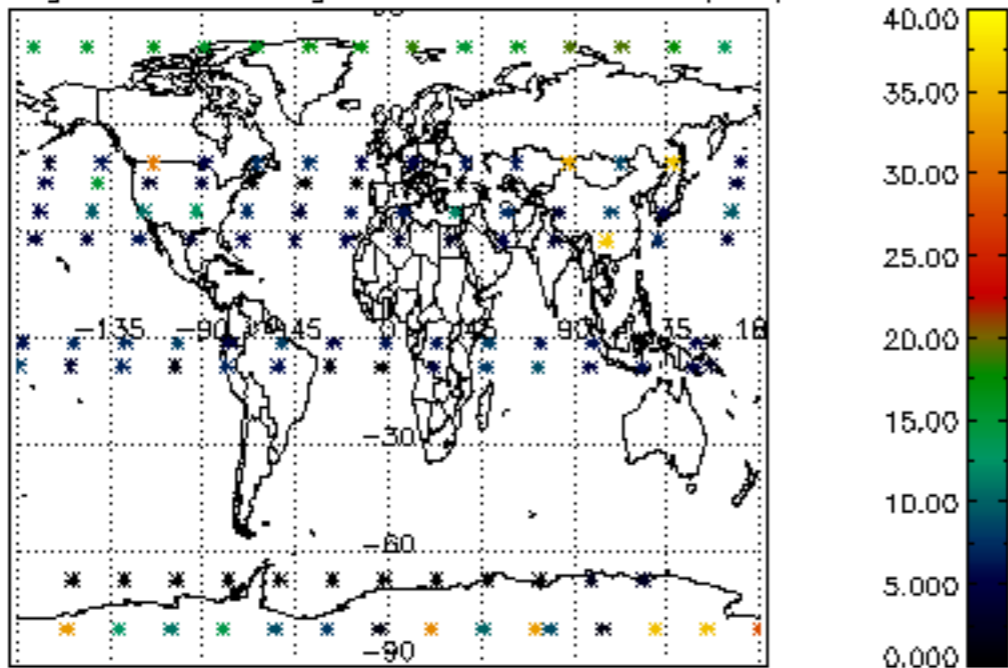
Percentage of cosmic ray hits per profile



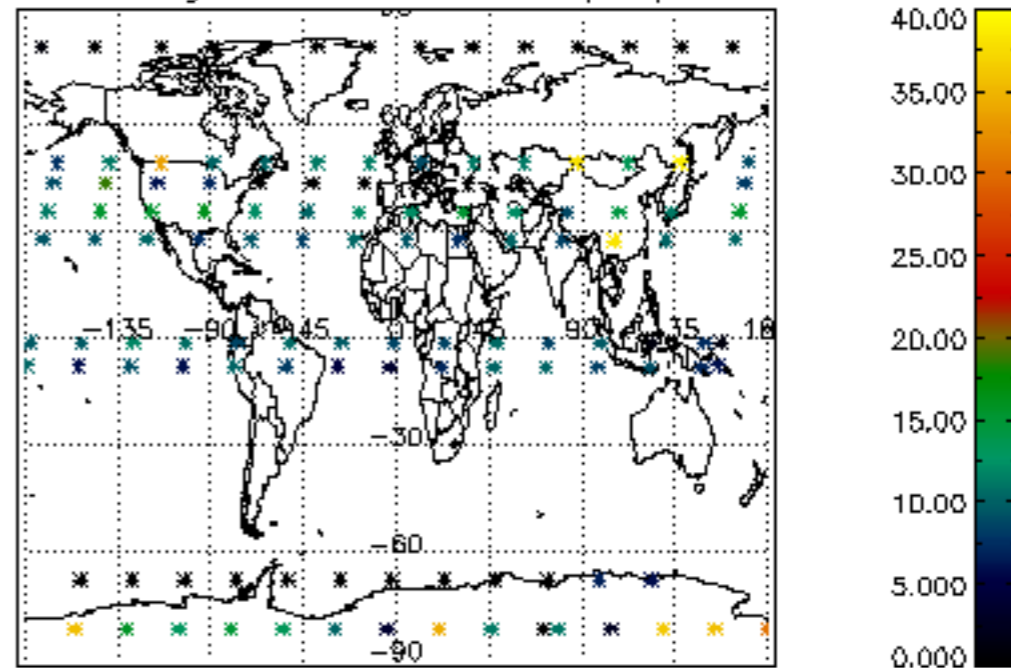
Percentage of datation errors per profile

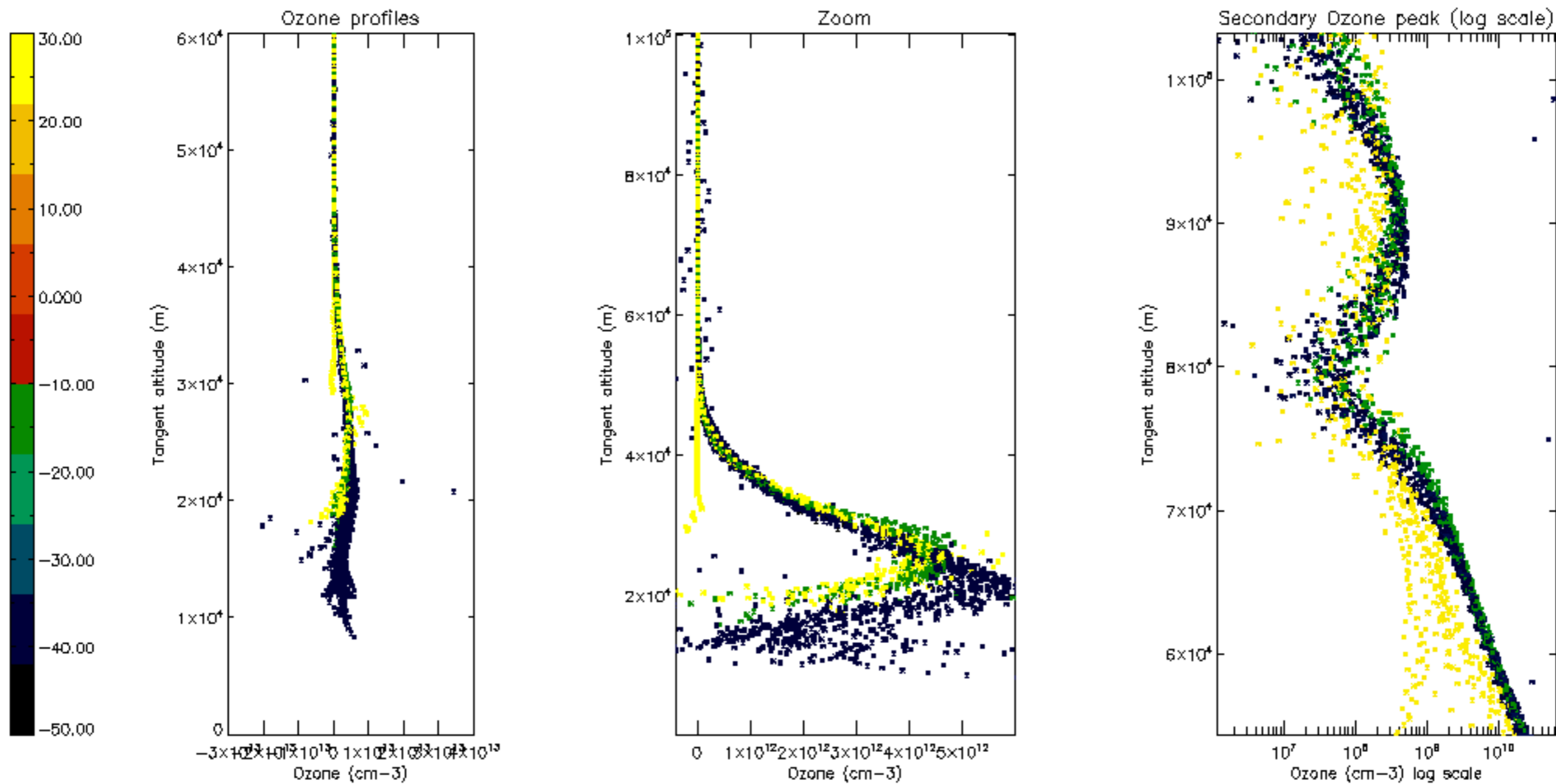


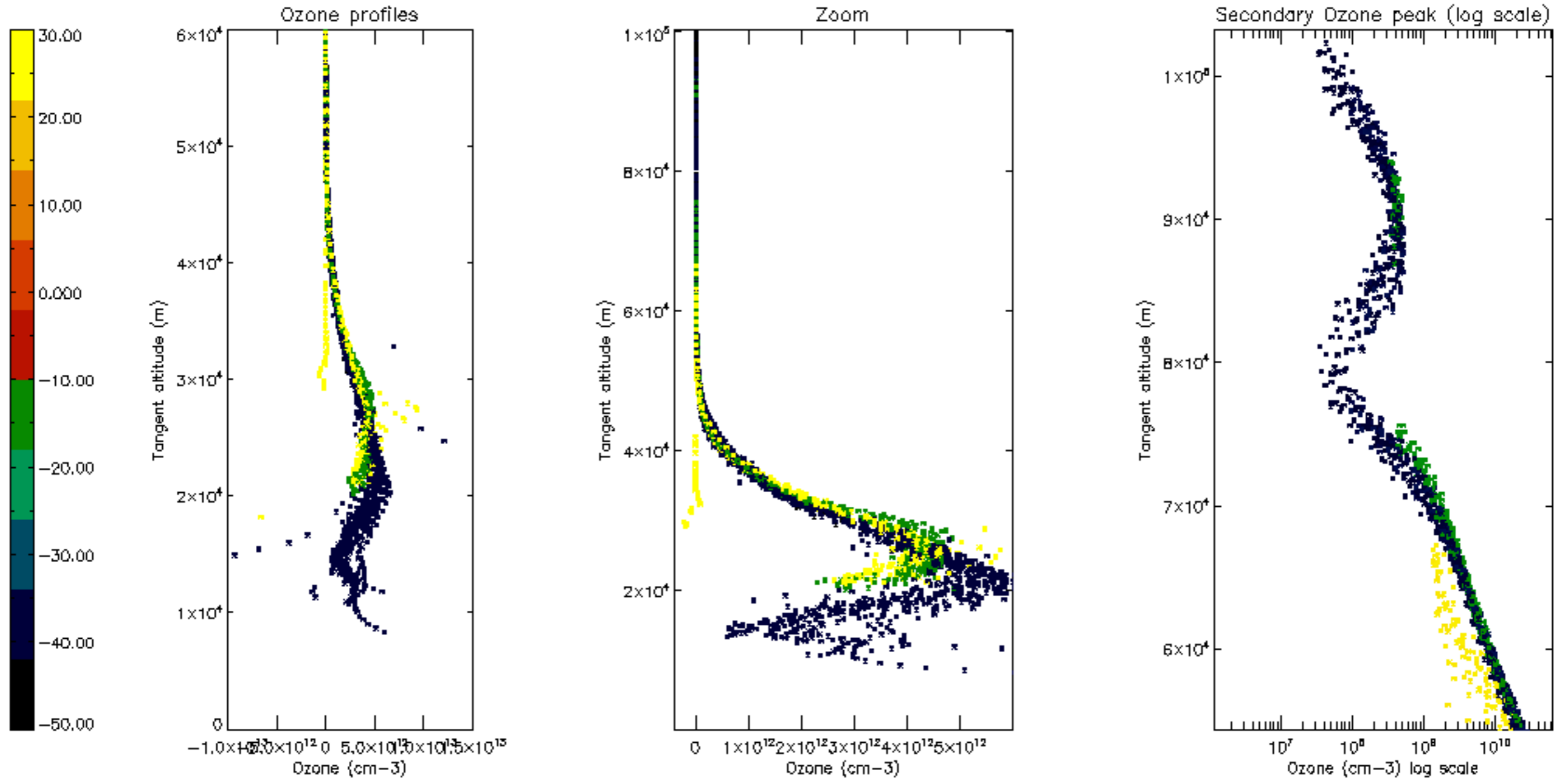
Percentage of star falling outside central band per profile

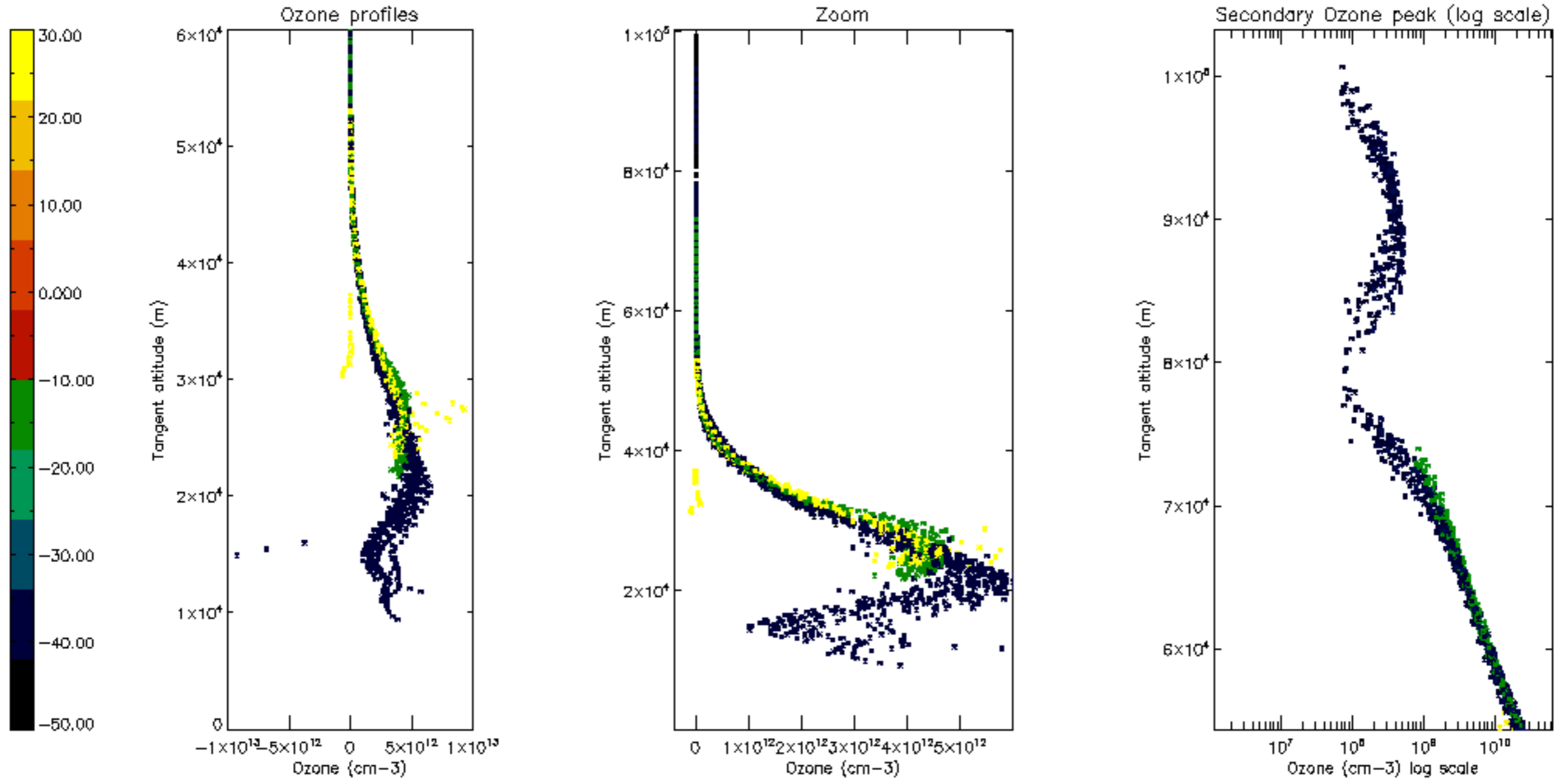


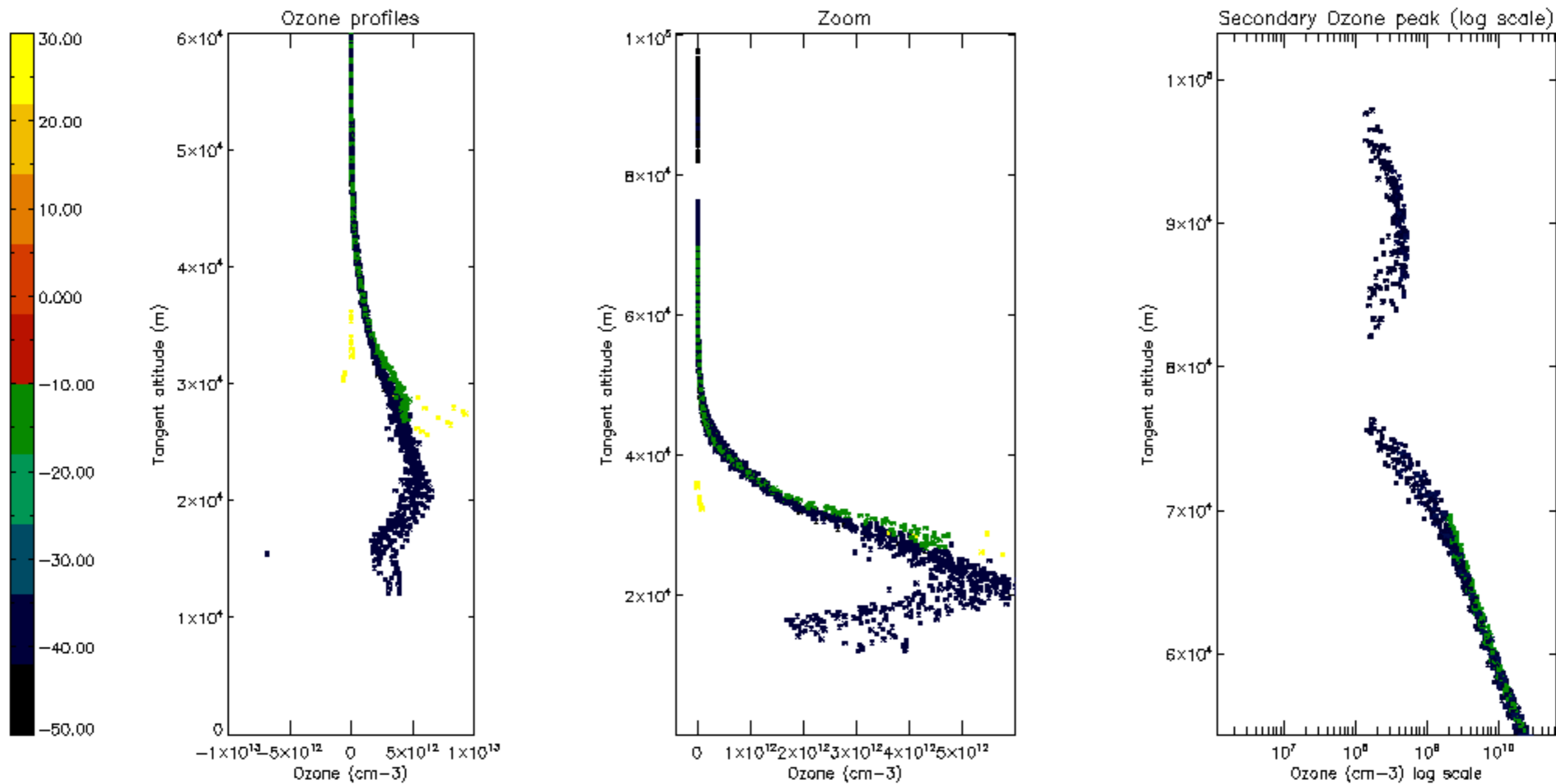
Percentage of saturation errors per profile

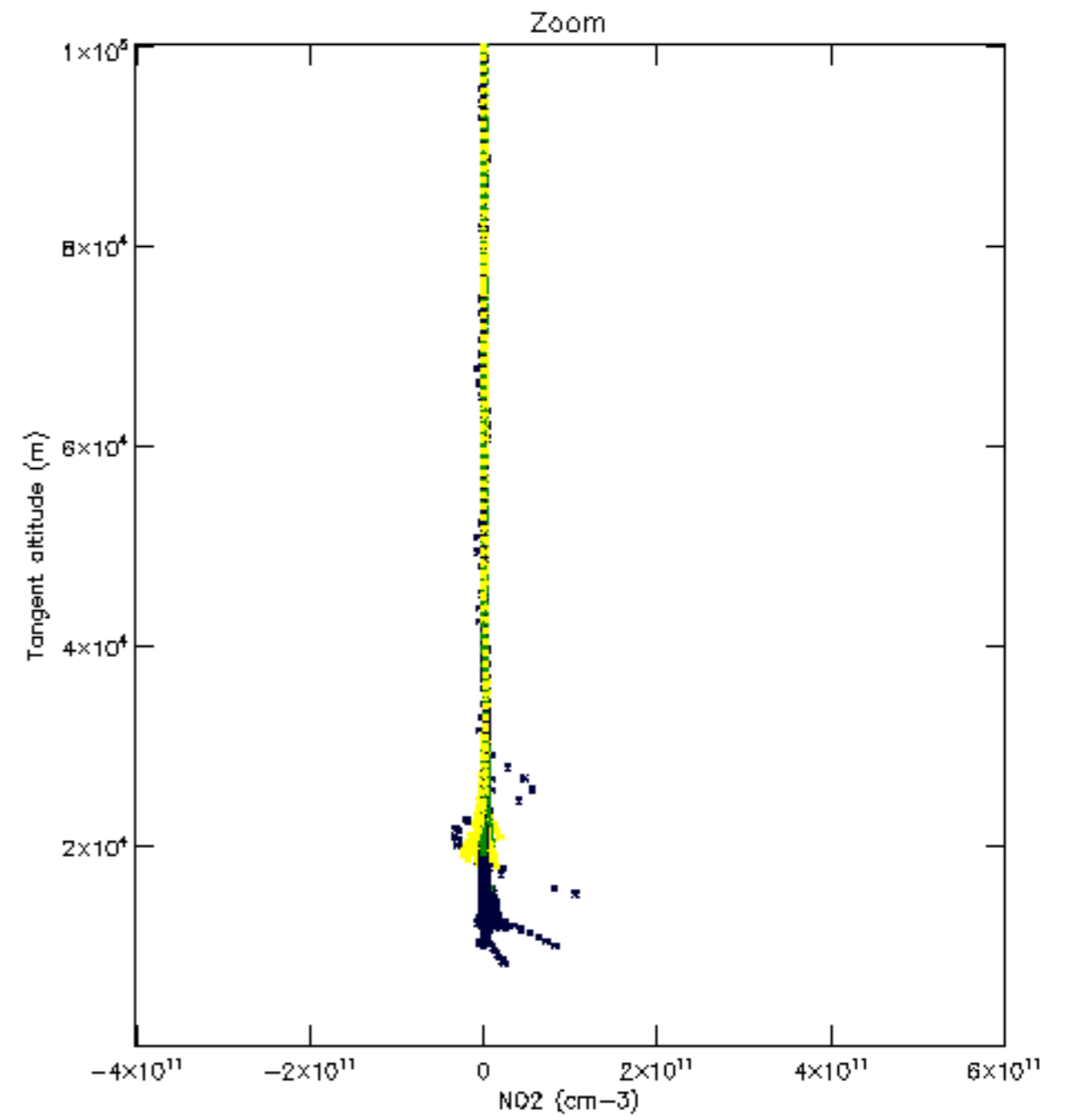
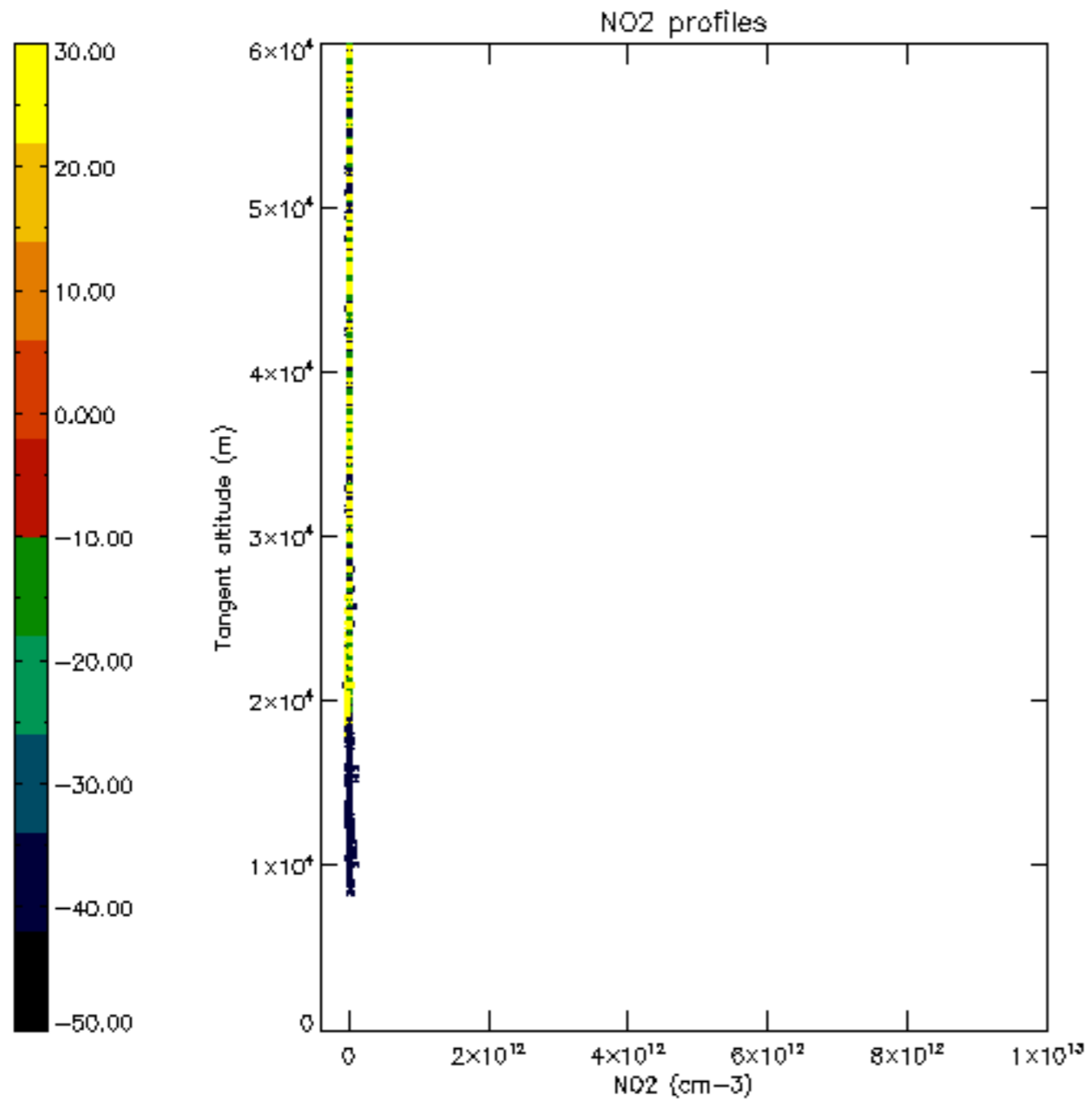


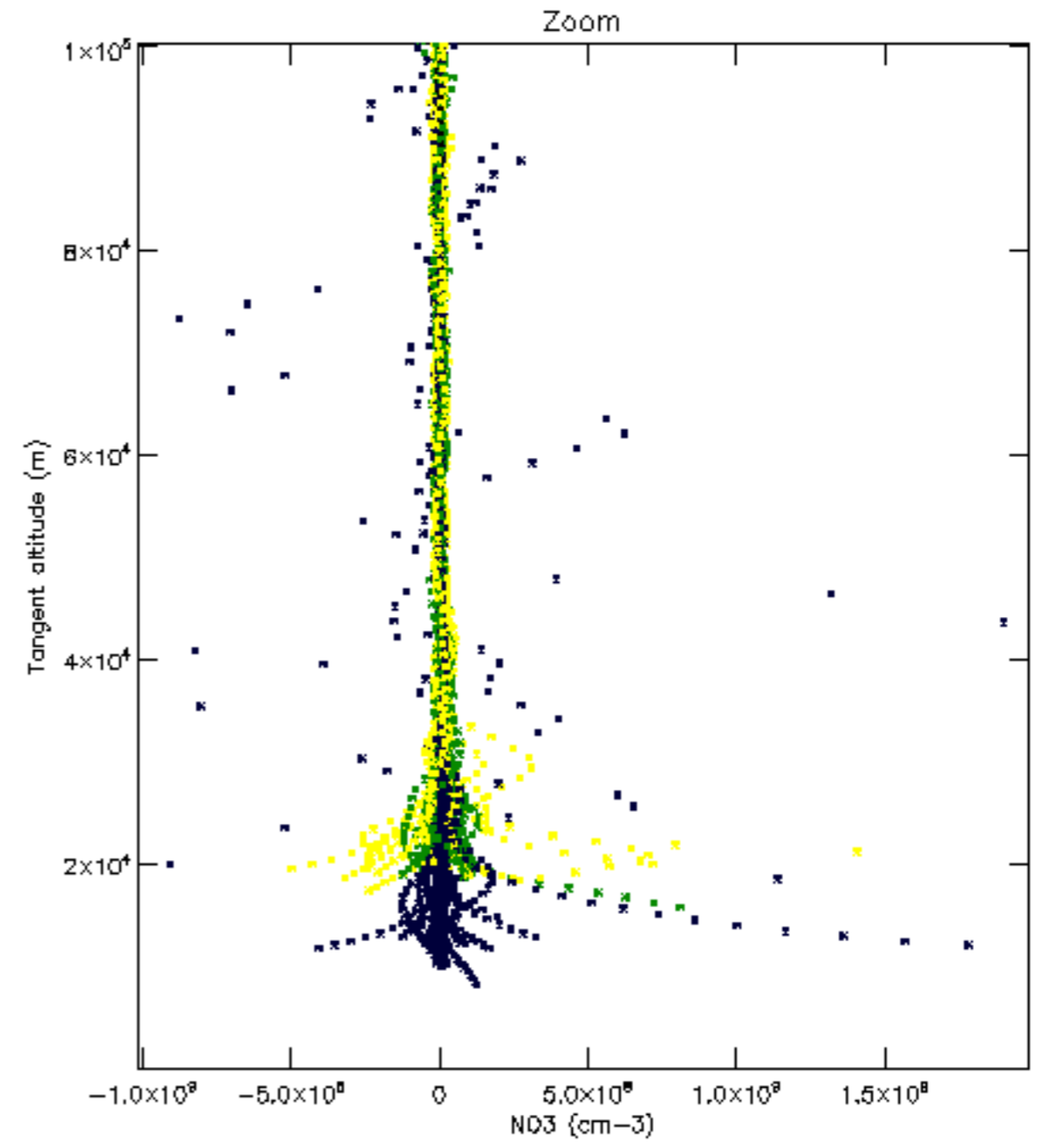
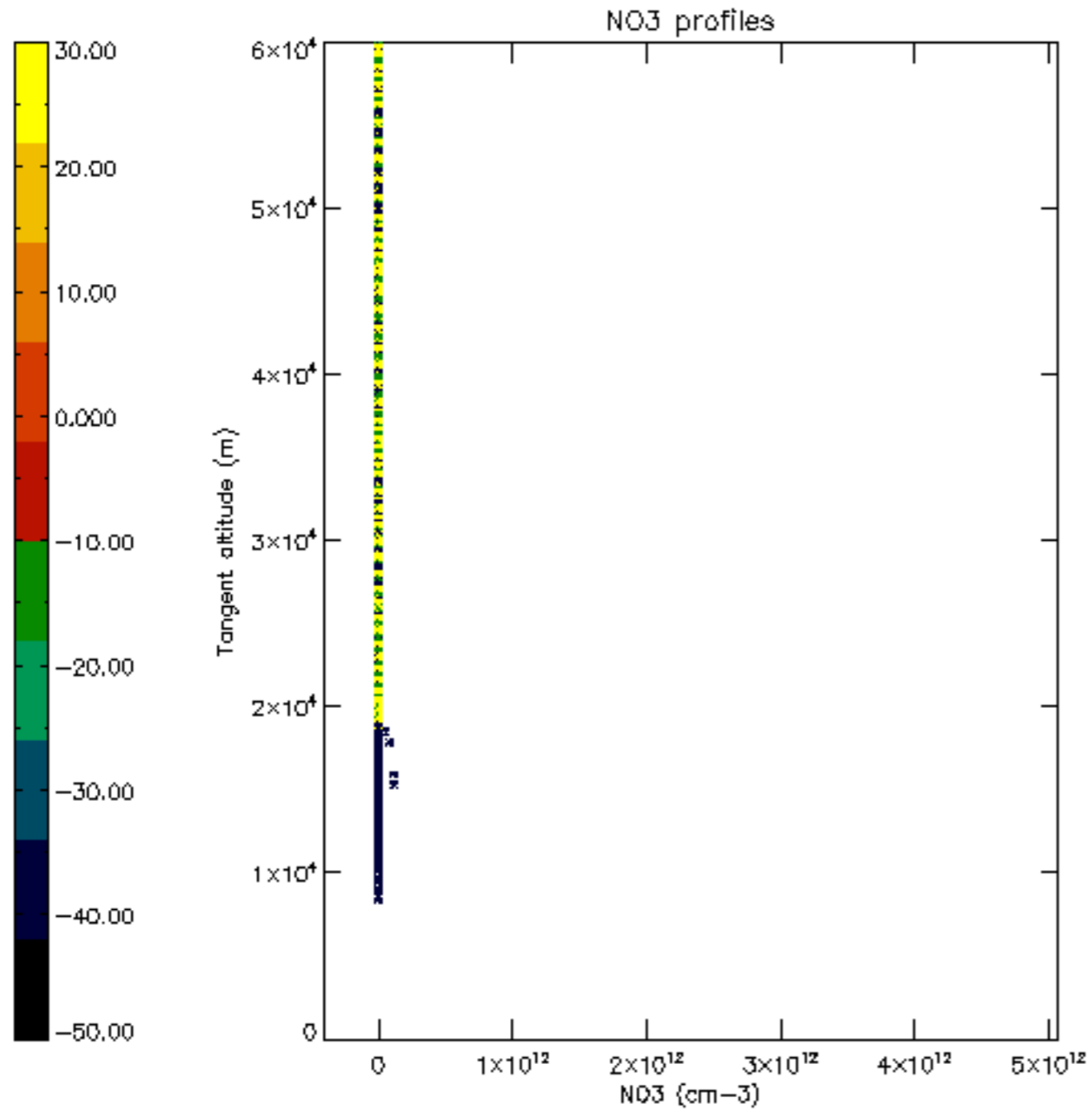


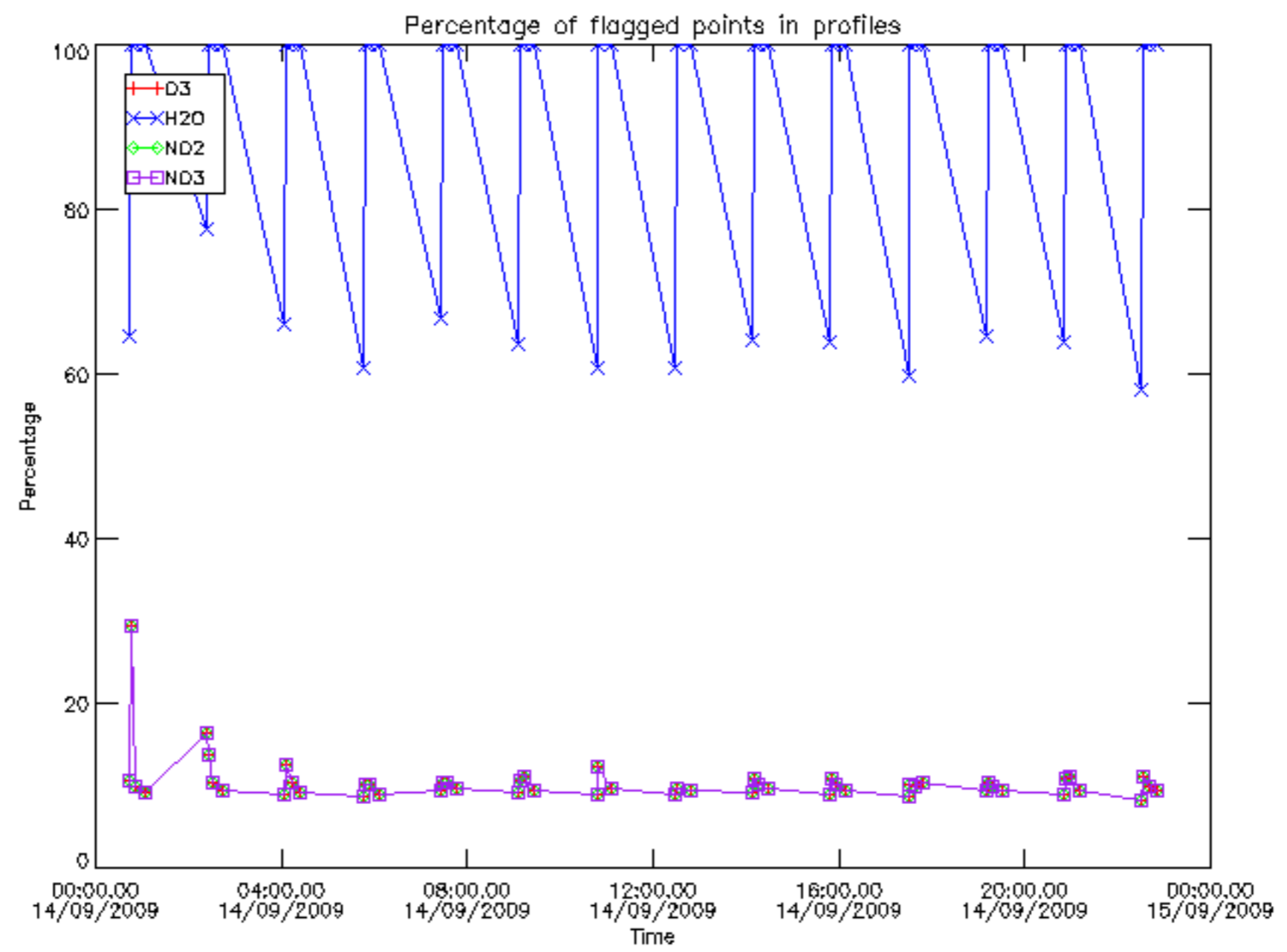




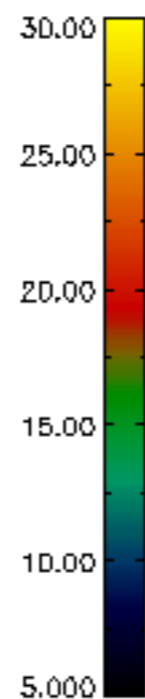
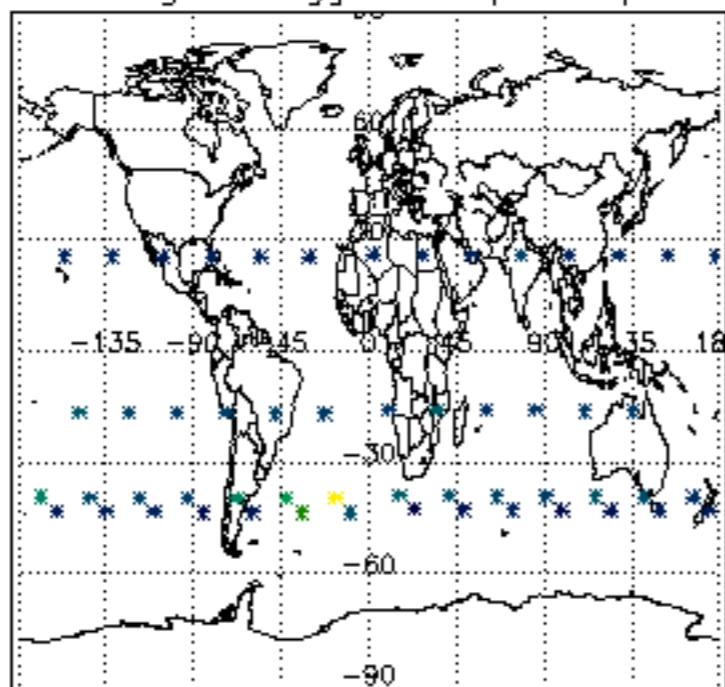




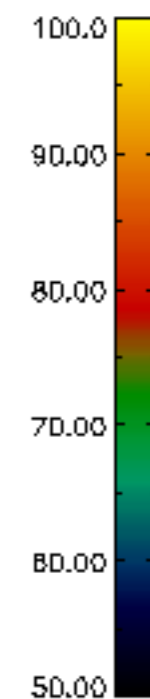
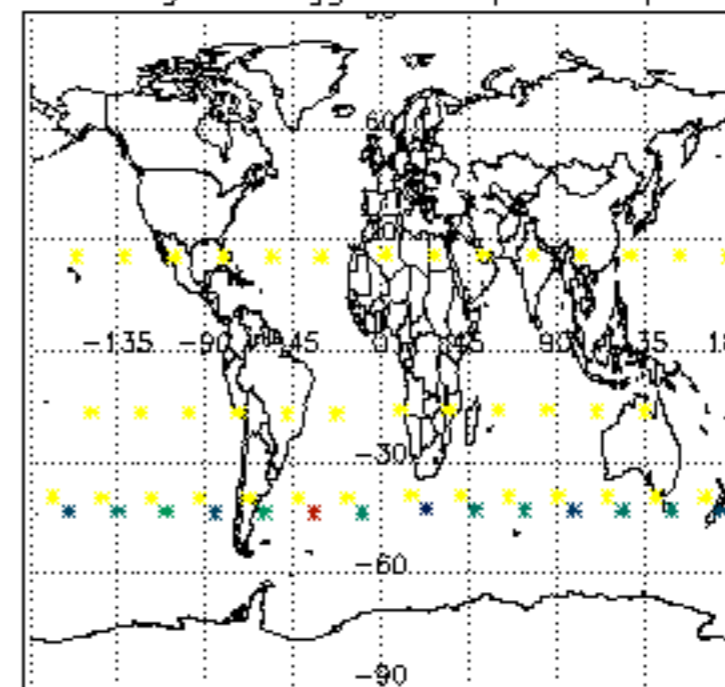




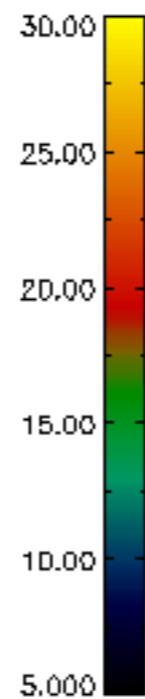
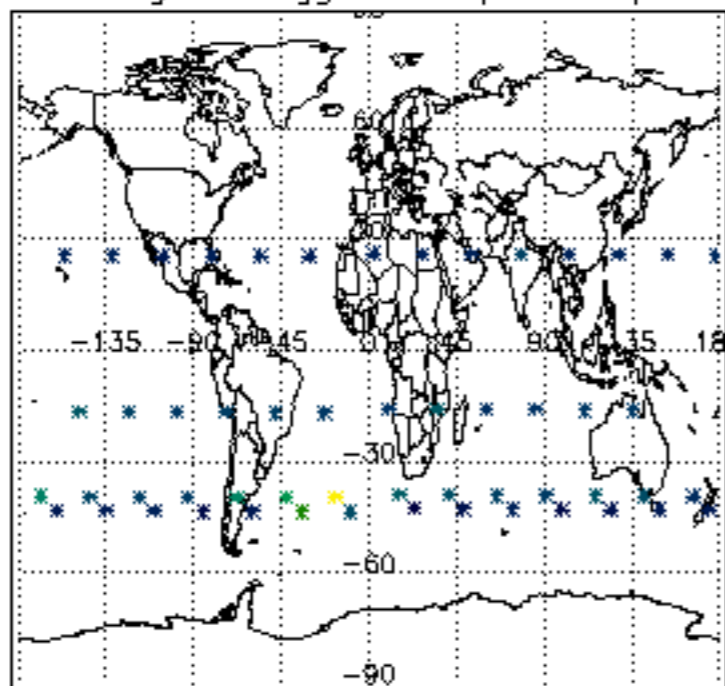
Percentage of flagged data per D3 profile



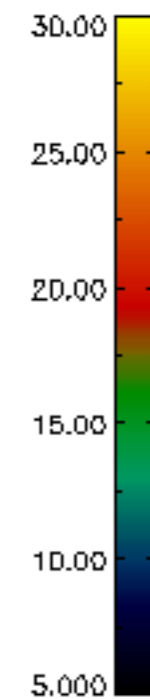
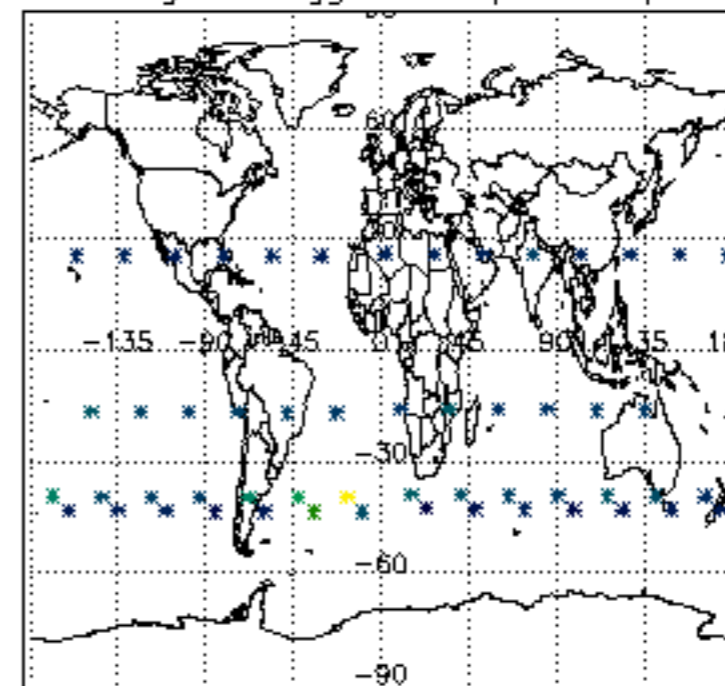
Percentage of flagged data per H2O profile

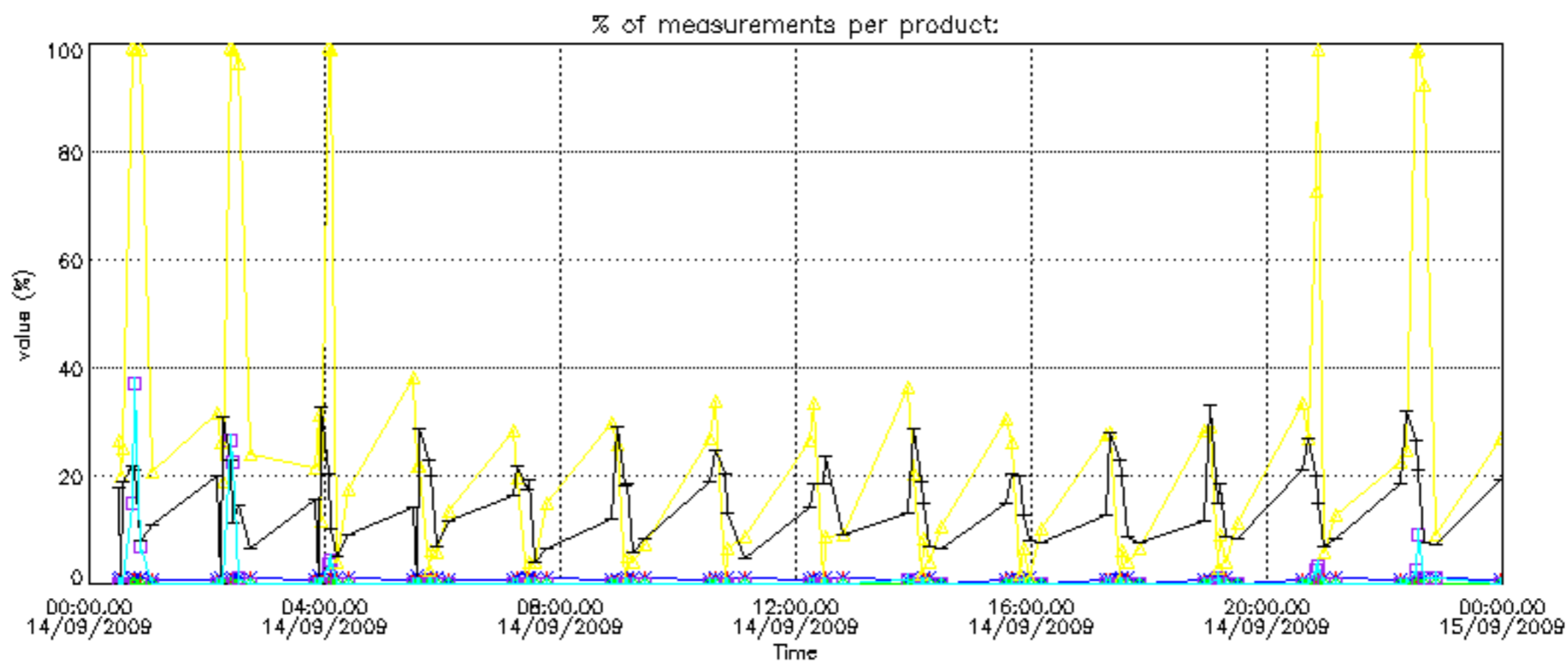


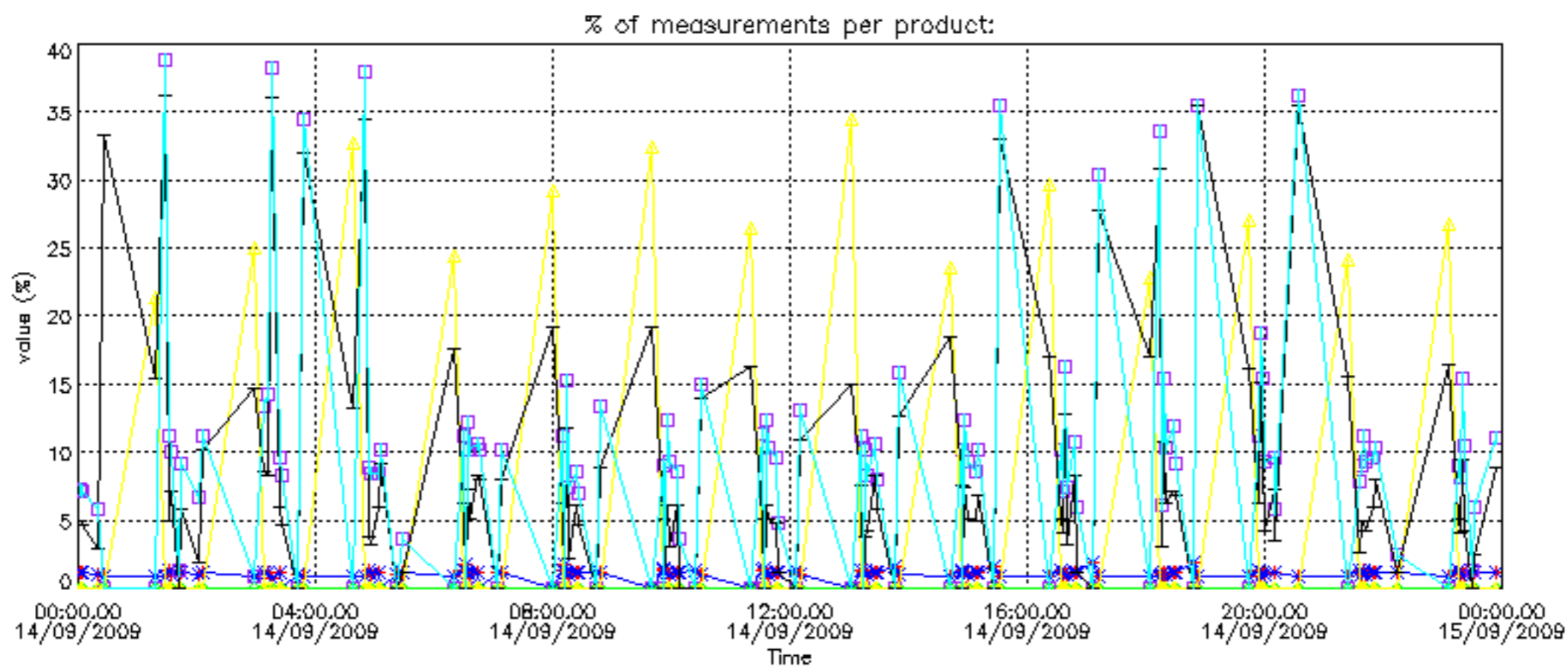
Percentage of flagged data per NO2 profile



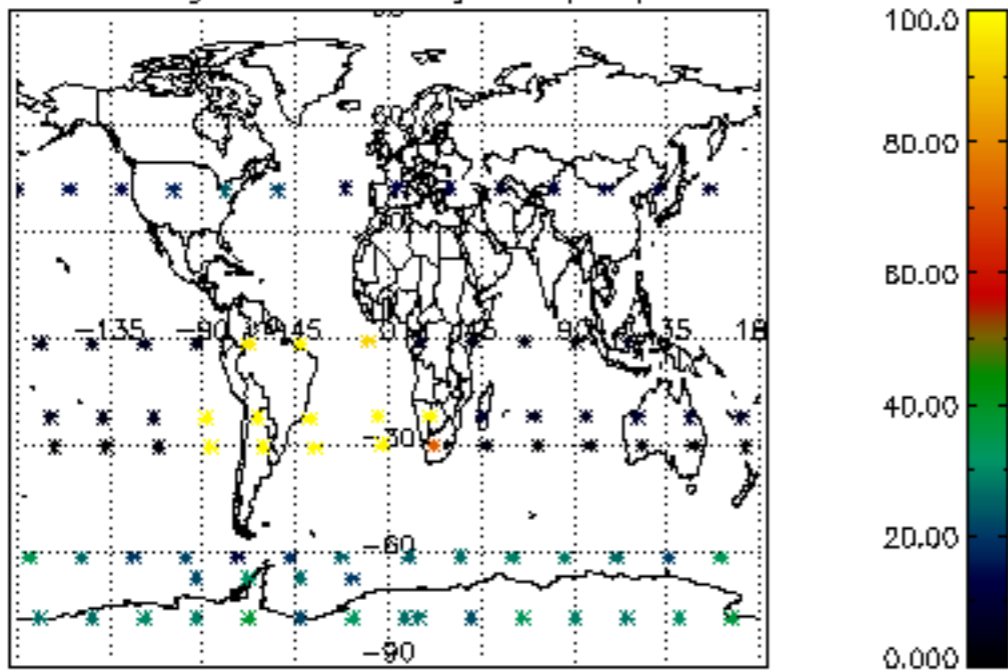
Percentage of flagged data per NO3 profile



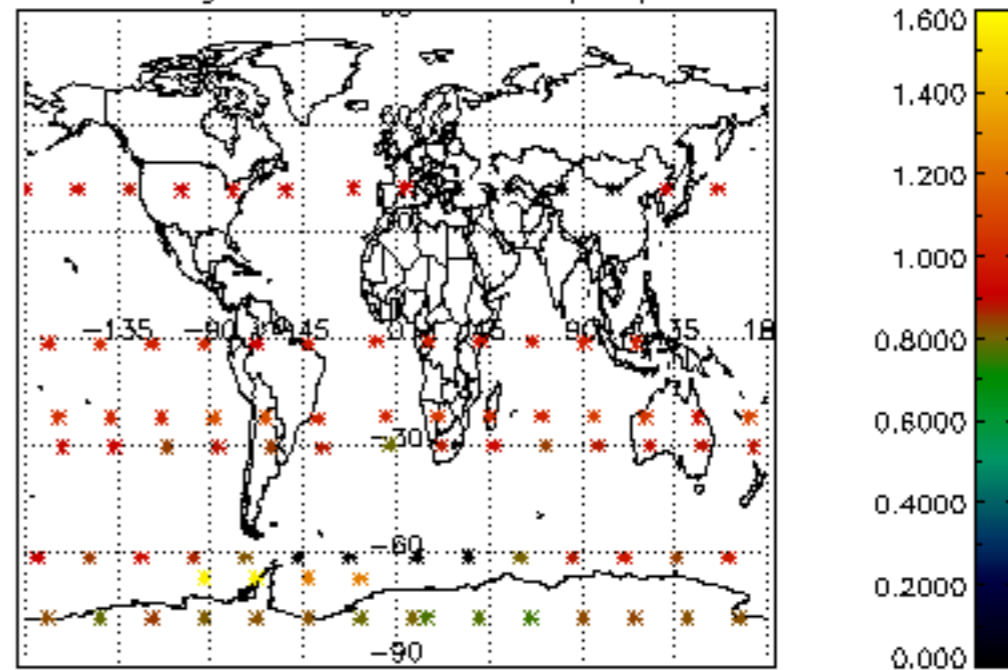




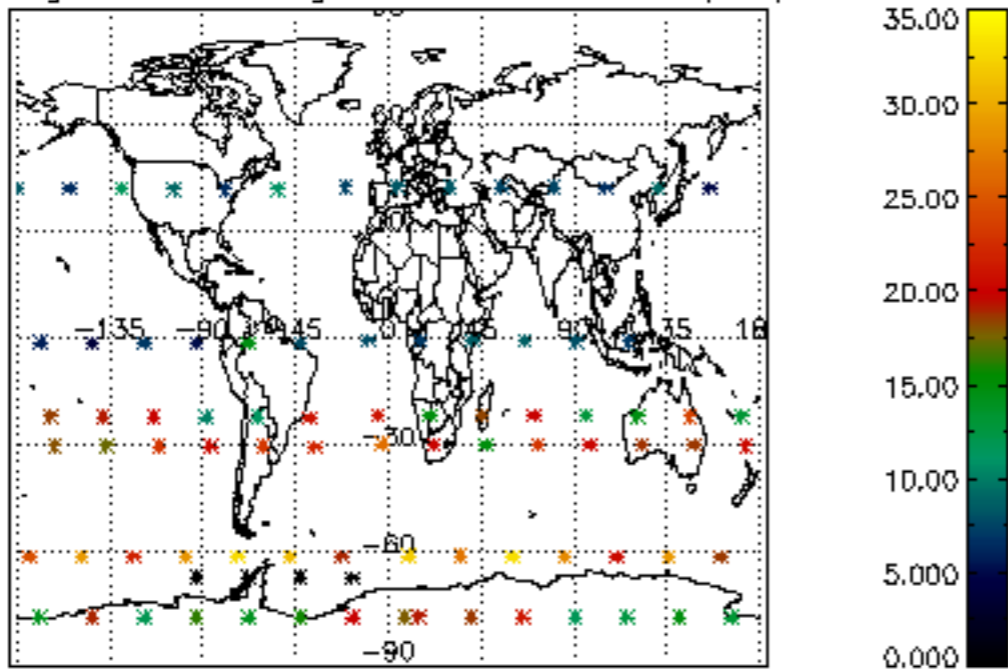
Percentage of cosmic ray hits per profile



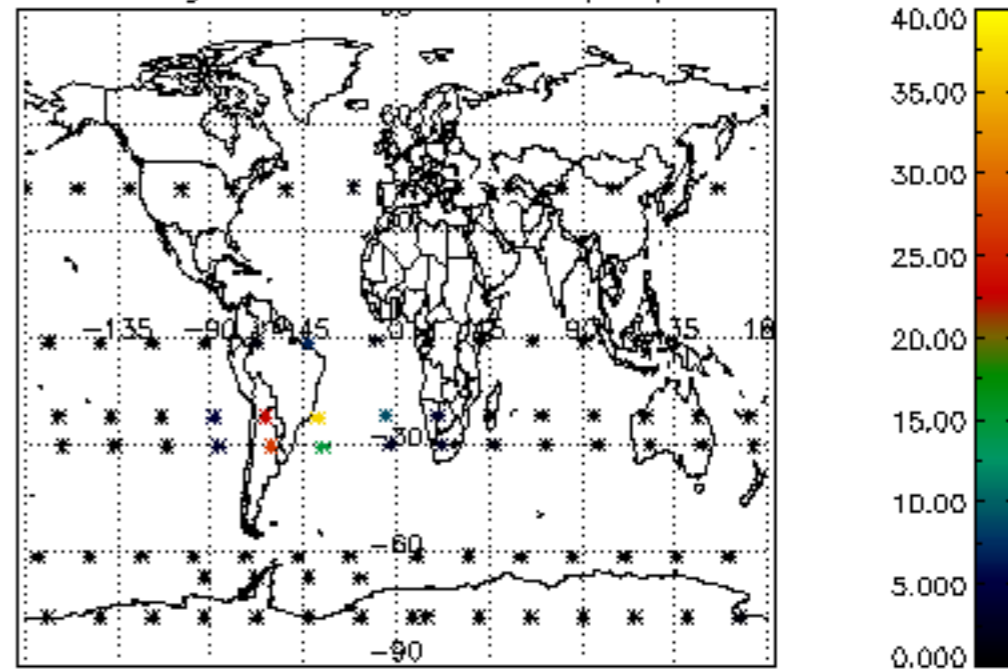
Percentage of datation errors per profile



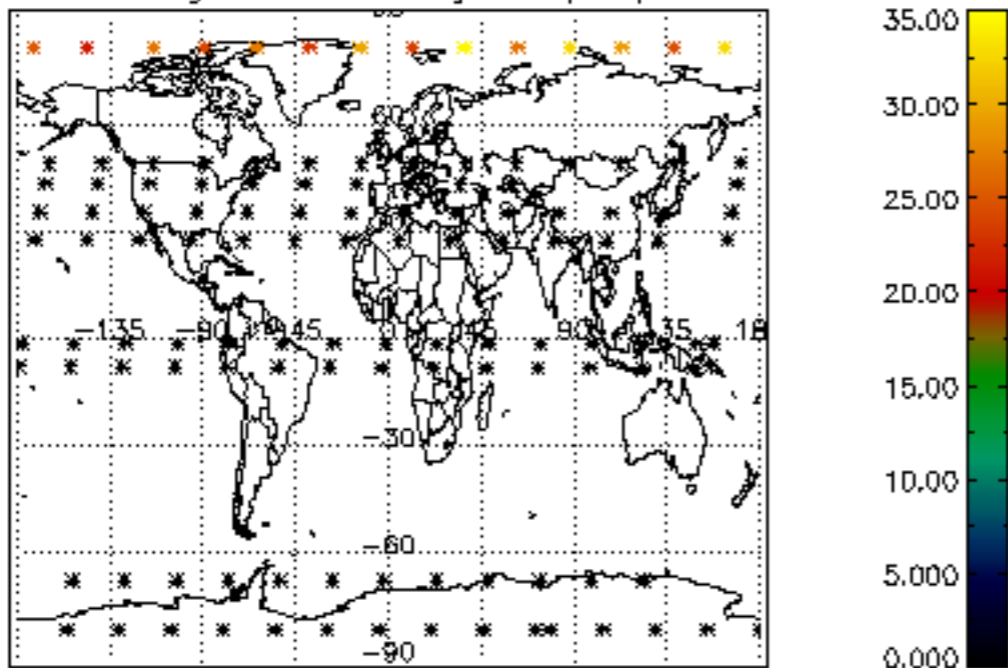
Percentage of star falling outside central band per profile



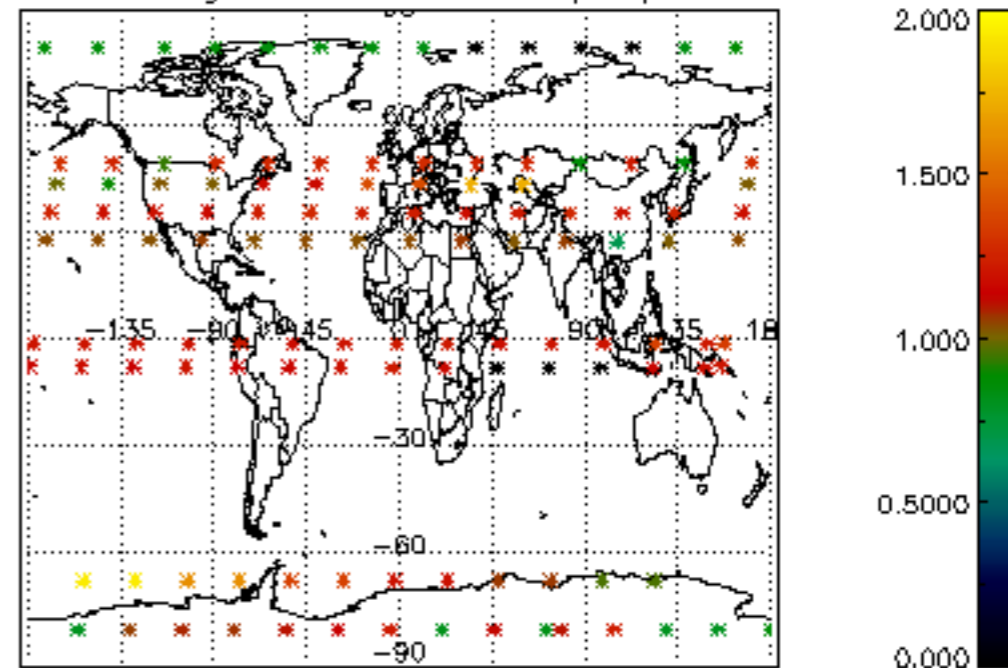
Percentage of saturation errors per profile



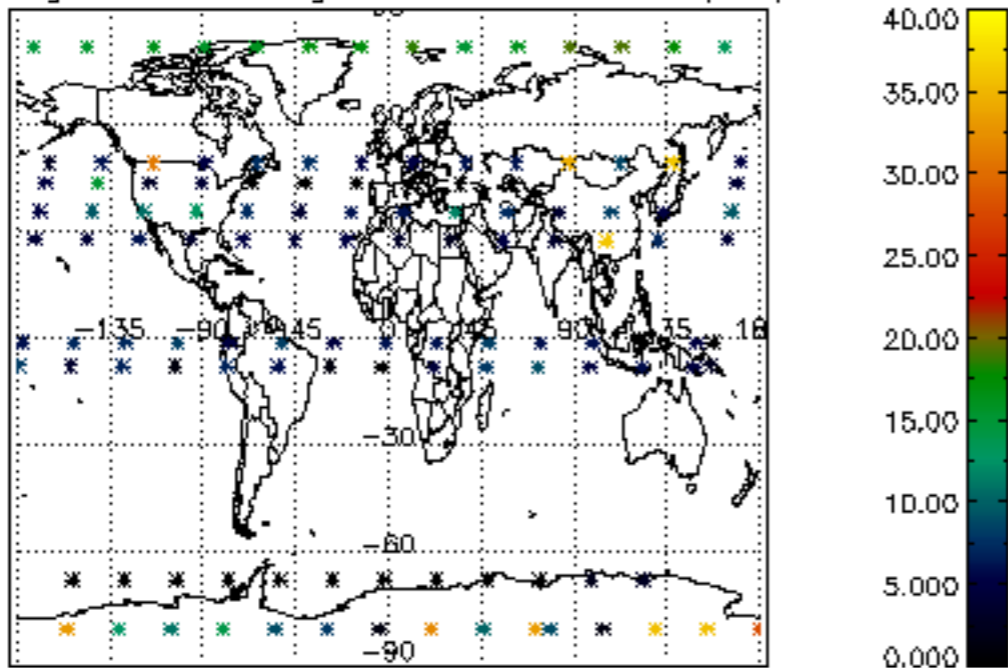
Percentage of cosmic ray hits per profile



Percentage of datation errors per profile



Percentage of star falling outside central band per profile



Percentage of saturation errors per profile

