

GOMOS Level 2 Daily Report

SUMMARY

[1. General Info](#)

[2. Summary of processed GOM_NL_2P products](#)

[3. Level 2 Quality information per product](#)

[3.1 Plot of level 2 quality information per product \(time dependant\)](#)

[3.2 Plot of level 2 quality information per product \(world map\)](#)

[4. Level 1 Quality information per product \(stored on level 2 products\)](#)

[4.1 Plot of level 1 quality information per product \(time dependant\)](#)

[4.1.1 Plot of level 1 quality information per product \(time dependant\): ASCENDING](#)

[4.1.2 Plot of level 1 quality information per product \(time dependant\): DESCENDING](#)

[4.2 Plot of level 1 quality information per product \(world map\)](#)

[4.2.1 Plot of level 1 quality information per product \(world map\): ASCENDING](#)

[4.2.2 Plot of level 1 quality information per product \(world map\): DESCENDING](#)

[5. Ozone profiles based on quality statistics and other trace gas profiles](#)

[5.1 Ozone statistics based on quality of products](#)

[5.2 Plot ozone profiles for all STD \(dark without errors\)](#)

[5.3 Plot ozone profiles where STD < 20% \(dark without errors\)](#)

[5.4. Plot ozone profiles where STD < 10% \(dark without errors\)](#)

[5.5. Plot ozone profiles where STD < 5% \(dark without errors\)](#)

[5.6 Plot NO2 profiles for all STD \(dark without errors\)](#)

[5.7 Plot NO3 profiles for all STD \(dark without errors\)](#)

[5.8 Plot H2O profiles \(only for occultations of stars 1,2,3,4,13,14,16,26,63 dark without errors\) for all STD](#)

[6. Auxiliary Data Files used for the production reported in section 2](#)

This report presents the daily analysis on parameters extracted from GOMOS level 2 data (GOM_NL__2P). It is intended to monitor some important parameters that will impact the quality of these products. A list of level 2 products (and content) that have arrived during the reporting day to the PCF is also given.

Item	Value
Time of report generation	26APR2013 12:40:47
Data source version	GOMOS/6.01
Start time of products	12-09-2009 (12SEP2009 00:00:00)
Stop time of products	13-09-2009 (13SEP2009 00:00:00)
Store outputs in DB	Yes
Nb of level 2 prods	219
Nb of prods with errors	0

2. Summary of processed GOM_NL__2P products.

Nr	Filename	UTC Start time	Limb	Duration	Star Id	Star Name	Star Mag	Star Temp	Nb Meas	Orbit	Prod. error
1	GOM_NL__2PRFIN20090912_000530_000000642082_00259_39391_5529.N1	12-SEP-2009 00:05:30	Dark	64.000	1	9Alp CMa	-1.4400	11000.	128	39391	No
2	GOM_NL__2PRFIN20090912_000754_000000482082_00259_39391_5530.N1	12-SEP-2009 00:07:54	Dark	48.000	23	21Eps CMa	1.5020	26000.	96	39391	No
3	GOM_NL__2PRFIN20090912_001330_000000502082_00259_39391_5531.N1	12-SEP-2009 00:13:30	Dark	50.000	108	Alp Col	2.6520	15200.	100	39391	No
4	GOM_NL__2PRFIN20090912_002541_000000552082_00260_39392_5533.N1	12-SEP-2009 00:25:41	Dark	54.500	157	The1Eri	2.9060	9300.0	109	39392	No
5	GOM_NL__2PRFIN20090912_003156_000000452082_00260_39392_5534.N1	12-SEP-2009 00:31:56	Straylight	45.000	84	Alp Phe	2.3970	4500.0	90	39392	No
6	GOM_NL__2PRFIN20090912_003951_000000582082_00260_39392_5535.N1	12-SEP-2009 00:39:51	Twilight	58.000	52	16Bet Cet	2.0370	4500.0	116	39392	No
7	GOM_NL__2PRFIN20090912_005103_000000412082_00260_39392_5536.N1	12-SEP-2009 00:51:03	Bright	40.500	90	54Alp Peg	2.4870	11000.	81	39392	No
8	GOM_NL__2PRFIN20090912_005517_000000392082_00260_39392_5537.N1	12-SEP-2009 00:55:17	Bright	39.000	164	44Eta Peg	2.9480	5400.0	78	39392	No
9	GOM_NL__2PRFIN20090912_005732_000000512082_00260_39392_5538.N1	12-SEP-2009 00:57:32	Bright	51.000	58	21Alp And	2.0730	11000.	102	39392	No
10	GOM_NL__2PRFIN20090912_010526_000000392082_00260_39392_5539.N1	12-SEP-2009 01:05:26	Bright	38.500	74	11Bet Cas	2.2680	6600.0	77	39392	No
11	GOM_NL__2PRFIN20090912_010720_000000402082_00260_39392_5540.N1	12-SEP-2009 01:07:20	Bright	40.000	76	27Gam Cas	2.3000	30000.	80	39392	No
12	GOM_NL__2PRFIN20090912_012413_000000522082_00260_39392_5541.N1	12-SEP-2009 01:24:13	Bright	51.500	42	34Bet Aur	1.9000	10200.	103	39392	No
13	GOM_NL__2PRFIN20090912_012906_000000552082_00260_39392_5542.N1	12-SEP-2009 01:29:06	Bright	55.000	24	66Alp Gem	1.5800	10200.	110	39392	No
14	GOM_NL__2PRFIN20090912_013542_000000632082_00260_39392_5543.N1	12-SEP-2009 01:35:42	Twilight	62.500	44	24Gam Gem	1.9280	11000.	125	39392	No
15	GOM_NL__2PRFIN20090912_013728_000000602082_00260_39392_5544.N1	12-SEP-2009 01:37:28	Twilight	59.500	8	10Alp CMi	0.40000	6500.0	119	39392	No
16	GOM_NL__2PRFIN20090912_014607_000000622082_00260_39392_5545.N1	12-SEP-2009 01:46:07	Dark	62.000	1	9Alp CMa	-1.4400	11000.	124	39392	No
17	GOM_NL__2PRFIN20090912_014831_000000492082_00260_39392_5546.N1	12-SEP-2009 01:48:31	Dark	48.500	23	21Eps CMa	1.5020	26000.	97	39392	No
18	GOM_NL__2PRFIN20090912_020618_000000572082_00261_39393_5547.N1	12-SEP-2009 02:06:18	Dark	56.500	157	The1Eri	2.9060	9300.0	113	39393	No
19	GOM_NL__2PRFIN20090912_021232_000000482082_00261_39393_5548.N1	12-SEP-2009 02:12:32	Straylight	47.500	84	Alp Phe	2.3970	4500.0	95	39393	No
20	GOM_NL__2PRFIN20090912_022027_000000582082_00261_39393_5549.N1	12-SEP-2009 02:20:27	Twilight	58.000	52	16Bet Cet	2.0370	4500.0	116	39393	No
21	GOM_NL__2PRFIN20090912_023139_000000412082_00261_39393_5550.N1	12-SEP-2009 02:31:39	Bright	40.500	90	54Alp Peg	2.4870	11000.	81	39393	No
22	GOM_NL__2PRFIN20090912_023553_000000572082_00261_39393_5551.N1	12-SEP-2009 02:35:53	Bright	57.000	164	44Eta Peg	2.9480	5400.0	114	39393	No
23	GOM_NL__2PRFIN20090912_023807_000000522082_00261_39393_5552.N1	12-SEP-2009 02:38:07	Bright	51.500	58	21Alp And	2.0730	11000.	103	39393	No
24	GOM_NL__2PRFIN20090912_024602_000000422082_00261_39393_5553.N1	12-SEP-2009 02:46:02	Bright	42.000	74	11Bet Cas	2.2680	6600.0	84	39393	No
25	GOM_NL__2PRFIN20090912_024756_000000442082_00261_39393_5554.N1	12-SEP-2009 02:47:56	Bright	43.500	76	27Gam Cas	2.3000	30000.	87	39393	No
26	GOM_NL__2PRFIN20090912_030448_000000532082_00261_39393_5555.N1	12-SEP-2009 03:04:48	Bright	53.000	42	34Bet Aur	1.9000	10200.	106	39393	No
27	GOM_NL__2PRFIN20090912_030942_000000552082_00261_39393_5556.N1	12-SEP-2009 03:09:42	Bright	54.500	24	66Alp Gem	1.5800	10200.	109	39393	No
28	GOM_NL__2PRFIN20090912_031619_000000642082_00261_39393_5557.N1	12-SEP-2009 03:16:19	Twilight	64.000	44	24Gam Gem	1.9280	11000.	128	39393	No
29	GOM_NL__2PRFIN20090912_031804_000000512082_00261_39393_5558.N1	12-SEP-2009 03:18:04	Twilight	51.000	8	10Alp CMi	0.40000	6500.0	102	39393	No
30	GOM_NL__2PRFIN20090912_032644_000000632082_00261_39393_5559.N1	12-SEP-2009 03:26:44	Dark	63.000	1	9Alp CMa	-1.4400	11000.	126	39393	No
31	GOM_NL__2PRFIN20090912_032908_000000432082_00261_39393_5560.N1	12-SEP-2009 03:29:08	Dark	43.000	23	21Eps CMa	1.5020	26000.	86	39393	No
32	GOM_NL__2PRFIN20090912_033444_000000502082_00261_39393_5561.N1	12-SEP-2009 03:34:44	Dark	50.000	108	Alp Col	2.6520	15200.	100	39393	No
33	GOM_NL__2PRFIN20090912_034655_000000572082_00262_39394_5563.N1	12-SEP-2009 03:46:55	Dark	56.500	157	The1Eri	2.9060	9300.0	113	39394	No
34	GOM_NL__2PRFIN20090912_035309_000000492082_00262_39394_5564.N1	12-SEP-2009 03:53:09	Straylight	48.500	84	Alp Phe	2.3970	4500.0	97	39394	No
35	GOM_NL__2PRFIN20090912_040104_000000622082_00262_39394_5565.N1	12-SEP-2009 04:01:04	Twilight	61.500	52	16Bet Cet	2.0370	4500.0	123	39394	No
36	GOM_NL__2PRFIN20090912_041215_000000422082_00262_39394_5566.N1	12-SEP-2009 04:12:15	Bright	42.000	90	54Alp Peg	2.4870	11000.	84	39394	No
37	GOM_NL__2PRFIN20090912_041629_000000392082_00262_39394_5567.N1	12-SEP-2009 04:16:29	Bright	38.500	164	44Eta Peg	2.9480	5400.0	77	39394	No
38	GOM_NL__2PRFIN20090912_041842_000000632082_00262_39394_5568.N1	12-SEP-2009 04:18:42	Bright	63.000	58	21Alp And	2.0730	11000.	126	39394	No
39	GOM_NL__2PRFIN20090912_042637_000000422082_00262_39394_5569.N1	12-SEP-2009 04:26:37	Bright	41.500	74	11Bet Cas	2.2680	6600.0	83	39394	No
40	GOM_NL__2PRFIN20090912_042831_000000432082_00262_39394_5570.N1	12-SEP-2009 04:28:31	Bright	43.000	76	27Gam Cas	2.3000	30000.	86	39394	No
41	GOM_NL__2PRFIN20090912_044524_000000542082_00262_39394_5571.N1	12-SEP-2009 04:45:24	Bright	53.500	42	34Bet Aur	1.9000	10200.	107	39394	No
42	GOM_NL__2PRFIN20090912_045018_000000602082_00262_39394_5572.N1	12-SEP-2009 04:50:18	Bright	60.000	24	66Alp Gem	1.5800	10200.	120	39394	No

43	GOM_NL__2PRFIN20090912_045840_000000582082_00262_39394_5573.N1	12-SEP-2009 04:58:40	Twilight	58.000	8	10Alp CMI	0.40000	6500.0	116	39394	No
44	GOM_NL__2PRFIN20090912_050721_000000562082_00262_39394_5574.N1	12-SEP-2009 05:07:21	Dark	56.000	1	9Alp CMa	-1.4400	11000.	112	39394	No
45	GOM_NL__2PRFIN20090912_050944_000000482082_00262_39394_5575.N1	12-SEP-2009 05:09:44	Dark	47.500	23	21Eps CMa	1.5020	26000.	95	39394	No
46	GOM_NL__2PRFIN20090912_051159_000000462082_00262_39394_5576.N1	12-SEP-2009 05:11:59	Dark	45.500	177	1Zet CMa	3.0220	26000.	91	39394	No
47	GOM_NL__2PRFIN20090912_051521_000000512082_00262_39394_5577.N1	12-SEP-2009 05:15:21	Dark	50.500	108	Alp Col	2.6520	15200.	101	39394	No
48	GOM_NL__2PRFIN20090912_052732_000000552082_00263_39395_5590.N1	12-SEP-2009 05:27:32	Dark	55.000	157	The1Eri	2.9060	9300.0	110	39395	No
49	GOM_NL__2PRFIN20090912_053345_000000452082_00263_39395_5591.N1	12-SEP-2009 05:33:45	Straylight	44.500	84	Alp Phe	2.3970	4500.0	89	39395	No
50	GOM_NL__2PRFIN20090912_054140_000000622082_00263_39395_5592.N1	12-SEP-2009 05:41:40	Twi_and_stray	62.000	52	16Bet Cet	2.0370	4500.0	124	39395	No
51	GOM_NL__2PRFIN20090912_055251_000000412082_00263_39395_5593.N1	12-SEP-2009 05:52:51	Bright	40.500	90	54Alp Peg	2.4870	11000.	81	39395	No
52	GOM_NL__2PRFIN20090912_055705_000000552082_00263_39395_5594.N1	12-SEP-2009 05:57:05	Bright	55.000	164	44Eta Peg	2.9480	5400.0	110	39395	No
53	GOM_NL__2PRFIN20090912_055917_000000512082_00263_39395_5595.N1	12-SEP-2009 05:59:17	Bright	50.500	58	21Alp And	2.0730	11000.	101	39395	No
54	GOM_NL__2PRFIN20090912_060713_000000422082_00263_39395_5596.N1	12-SEP-2009 06:07:13	Bright	42.000	74	11Bet Cas	2.2680	6600.0	84	39395	No
55	GOM_NL__2PRFIN20090912_060906_000000432082_00263_39395_5597.N1	12-SEP-2009 06:09:06	Bright	43.000	76	27Gam Cas	2.3000	30000.	86	39395	No
56	GOM_NL__2PRFIN20090912_062600_000000542082_00263_39395_5598.N1	12-SEP-2009 06:26:00	Bright	54.000	42	34Bet Aur	1.9000	10200.	108	39395	No
57	GOM_NL__2PRFIN20090912_063055_000000432082_00263_39395_5599.N1	12-SEP-2009 06:30:55	Bright	43.000	24	66Alp Gem	1.5800	10200.	86	39395	No
58	GOM_NL__2PRFIN20090912_063917_000000542082_00263_39395_5600.N1	12-SEP-2009 06:39:17	Twilight	53.500	8	10Alp CMI	0.40000	6500.0	107	39395	No
59	GOM_NL__2PRFIN20090912_064757_000000542082_00263_39395_5601.N1	12-SEP-2009 06:47:57	Dark	54.000	1	9Alp CMa	-1.4400	11000.	108	39395	No
60	GOM_NL__2PRFIN20090912_065021_000000462082_00263_39395_5602.N1	12-SEP-2009 06:50:21	Dark	45.500	23	21Eps CMa	1.5020	26000.	91	39395	No
61	GOM_NL__2PRFIN20090912_065236_000000462082_00263_39395_5603.N1	12-SEP-2009 06:52:36	Dark	45.500	177	1Zet CMa	3.0220	26000.	91	39395	No
62	GOM_NL__2PRFIN20090912_065558_000000512082_00263_39395_5604.N1	12-SEP-2009 06:55:58	Dark	50.500	108	Alp Col	2.6520	15200.	101	39395	No
63	GOM_NL__2PRFIN20090912_070809_000000552082_00264_39396_5630.N1	12-SEP-2009 07:08:09	Dark	55.000	157	The1Eri	2.9060	9300.0	110	39396	No
64	GOM_NL__2PRFIN20090912_071421_000000472082_00264_39396_5631.N1	12-SEP-2009 07:14:21	Straylight	46.500	84	Alp Phe	2.3970	4500.0	93	39396	No
65	GOM_NL__2PRFIN20090912_072216_000000612082_00264_39396_5632.N1	12-SEP-2009 07:22:16	Twi_and_stray	60.500	52	16Bet Cet	2.0370	4500.0	121	39396	No
66	GOM_NL__2PRFIN20090912_073327_000000502082_00264_39396_5633.N1	12-SEP-2009 07:33:27	Bright	50.000	90	54Alp Peg	2.4870	11000.	100	39396	No
67	GOM_NL__2PRFIN20090912_073740_000000462082_00264_39396_5634.N1	12-SEP-2009 07:37:40	Bright	46.000	164	44Eta Peg	2.9480	5400.0	92	39396	No
68	GOM_NL__2PRFIN20090912_073952_000000492082_00264_39396_5635.N1	12-SEP-2009 07:39:52	Bright	49.000	58	21Alp And	2.0730	11000.	98	39396	No
69	GOM_NL__2PRFIN20090912_074748_000000412082_00264_39396_5636.N1	12-SEP-2009 07:47:48	Bright	41.000	74	11Bet Cas	2.2680	6600.0	82	39396	No
70	GOM_NL__2PRFIN20090912_074942_000000432082_00264_39396_5637.N1	12-SEP-2009 07:49:42	Bright	43.000	76	27Gam Cas	2.3000	30000.	86	39396	No
71	GOM_NL__2PRFIN20090912_080635_000000532082_00264_39396_5638.N1	12-SEP-2009 08:06:35	Bright	52.500	42	34Bet Aur	1.9000	10200.	105	39396	No
72	GOM_NL__2PRFIN20090912_081131_000000602082_00264_39396_5639.N1	12-SEP-2009 08:11:31	Bright	60.000	24	66Alp Gem	1.5800	10200.	120	39396	No
73	GOM_NL__2PRFIN20090912_081953_000000532082_00264_39396_5640.N1	12-SEP-2009 08:19:53	Twilight	53.000	8	10Alp CMI	0.40000	6500.0	106	39396	No
74	GOM_NL__2PRFIN20090912_082834_000000552082_00264_39396_5641.N1	12-SEP-2009 08:28:34	Dark	54.500	1	9Alp CMa	-1.4400	11000.	109	39396	No
75	GOM_NL__2PRFIN20090912_083058_000000442082_00264_39396_5642.N1	12-SEP-2009 08:30:58	Dark	44.000	23	21Eps CMa	1.5020	26000.	88	39396	No
76	GOM_NL__2PRFIN20090912_083313_000000462082_00264_39396_5643.N1	12-SEP-2009 08:33:13	Dark	45.500	177	1Zet CMa	3.0220	26000.	91	39396	No
77	GOM_NL__2PRFIN20090912_083635_000000502082_00264_39396_5644.N1	12-SEP-2009 08:36:35	Dark	49.500	108	Alp Col	2.6520	15200.	99	39396	No
78	GOM_NL__2PRFIN20090912_084846_000000552082_00265_39397_5636.N1	12-SEP-2009 08:48:46	Dark	55.000	157	The1Eri	2.9060	9300.0	110	39397	No
79	GOM_NL__2PRFIN20090912_085458_000000542082_00265_39397_5637.N1	12-SEP-2009 08:54:58	Straylight	53.500	84	Alp Phe	2.3970	4500.0	107	39397	No
80	GOM_NL__2PRFIN20090912_090252_000000612082_00265_39397_5638.N1	12-SEP-2009 09:02:52	Twi_and_stray	61.000	52	16Bet Cet	2.0370	4500.0	122	39397	No
81	GOM_NL__2PRFIN20090912_091402_000000412082_00265_39397_5639.N1	12-SEP-2009 09:14:02	Bright	41.000	90	54Alp Peg	2.4870	11000.	82	39397	No
82	GOM_NL__2PRFIN20090912_091816_000000562082_00265_39397_5640.N1	12-SEP-2009 09:18:16	Bright	56.000	164	44Eta Peg	2.9480	5400.0	112	39397	No
83	GOM_NL__2PRFIN20090912_092027_000000692082_00265_39397_5641.N1	12-SEP-2009 09:20:27	Bright	69.000	58	21Alp And	2.0730	11000.	138	39397	No
84	GOM_NL__2PRFIN20090912_092824_000000422082_00265_39397_5642.N1	12-SEP-2009 09:28:24	Bright	41.500	74	11Bet Cas	2.2680	6600.0	83	39397	No
85	GOM_NL__2PRFIN20090912_093017_000000442082_00265_39397_5643.N1	12-SEP-2009 09:30:17	Bright	44.000	76	27Gam Cas	2.3000	30000.	88	39397	No
86	GOM_NL__2PRFIN20090912_094711_000000562082_00265_39397_5644.N1	12-SEP-2009 09:47:11	Bright	56.000	42	34Bet Aur	1.9000	10200.	112	39397	No
87	GOM_NL__2PRFIN20090912_095207_000000452082_00265_39397_5645.N1	12-SEP-2009 09:52:07	Bright	44.500	24	66Alp Gem	1.5800	10200.	89	39397	No
88	GOM_NL__2PRFIN20090912_100030_000000532082_00265_39397_5646.N1	12-SEP-2009 10:00:30	Twilight	52.500	8	10Alp CMI	0.40000	6500.0	105	39397	No
89	GOM_NL__2PRFIN20090912_100911_000000672082_00265_39397_5647.N1	12-SEP-2009 10:09:11	Dark	66.500	1	9Alp CMa	-1.4400	11000.	133	39397	No
90	GOM_NL__2PRFIN20090912_101134_000000462082_00265_39397_5648.N1	12-SEP-2009 10:11:34	Dark	45.500	23	21Eps CMa	1.5020	26000.	91	39397	No
91	GOM_NL__2PRFIN20090912_101350_000000462082_00265_39397_5649.N1	12-SEP-2009 10:13:50	Dark	46.000	177	1Zet CMa	3.0220	26000.	92	39397	No
92	GOM_NL__2PRFIN20090912_101712_000000512082_00265_39397_5650.N1	12-SEP-2009 10:17:12	Dark	50.500	108	Alp Col	2.6520	15200.	101	39397	No
93	GOM_NL__2PRFIN20090912_102923_000000562082_00266_39398_5658.N1	12-SEP-2009 10:29:23	Dark	55.500	157	The1Eri	2.9060	9300.0	111	39398	No
94	GOM_NL__2PRFIN20090912_103534_000000482082_00266_39398_5659.N1	12-SEP-2009 10:35:34	Straylight	48.000	84	Alp Phe	2.3970	4500.0	96	39398	No
95	GOM_NL__2PRFIN20090912_104328_000000622082_00266_39398_5660.N1	12-SEP-2009 10:43:28	Twi_and_stray	61.500	52	16Bet Cet	2.0370	4500.0	123	39398	No
96	GOM_NL__2PRFIN20090912_105438_000000412082_00266_39398_5661.N1	12-SEP-2009 10:54:38	Bright	41.000	90	54Alp Peg	2.4870	11000.	82	39398	No
97	GOM_NL__2PRFIN20090912_105852_000000372082_00266_39398_5662.N1	12-SEP-2009 10:58:52	Bright	37.000	164	44Eta Peg	2.9480	5400.0	74	39398	No
98	GOM_NL__2PRFIN20090912_110102_000000512082_00266_39398_5663.N1	12-SEP-2009 11:01:02	Bright	51.000	58	21Alp And	2.0730	11000.	102	39398	No
99	GOM_NL__2PRFIN20090912_110859_000000422082_00266_39398_5664.N1	12-SEP-2009 11:08:59	Bright	41.500	74	11Bet Cas	2.2680	6600.0	83	39398	No
100	GOM_NL__2PRFIN20090912_111052_000000442082_00266_39398_5665.N1	12-SEP-2009 11:10:52	Bright	44.000	76	27Gam Cas	2.3000	30000.	88	39398	No
101	GOM_NL__2PRFIN20090912_112747_000000562082_00266_39398_5666.N1	12-SEP-2009 11:27:47	Bright	56.000	42	34Bet Aur	1.9000	10200.	112	39398	No

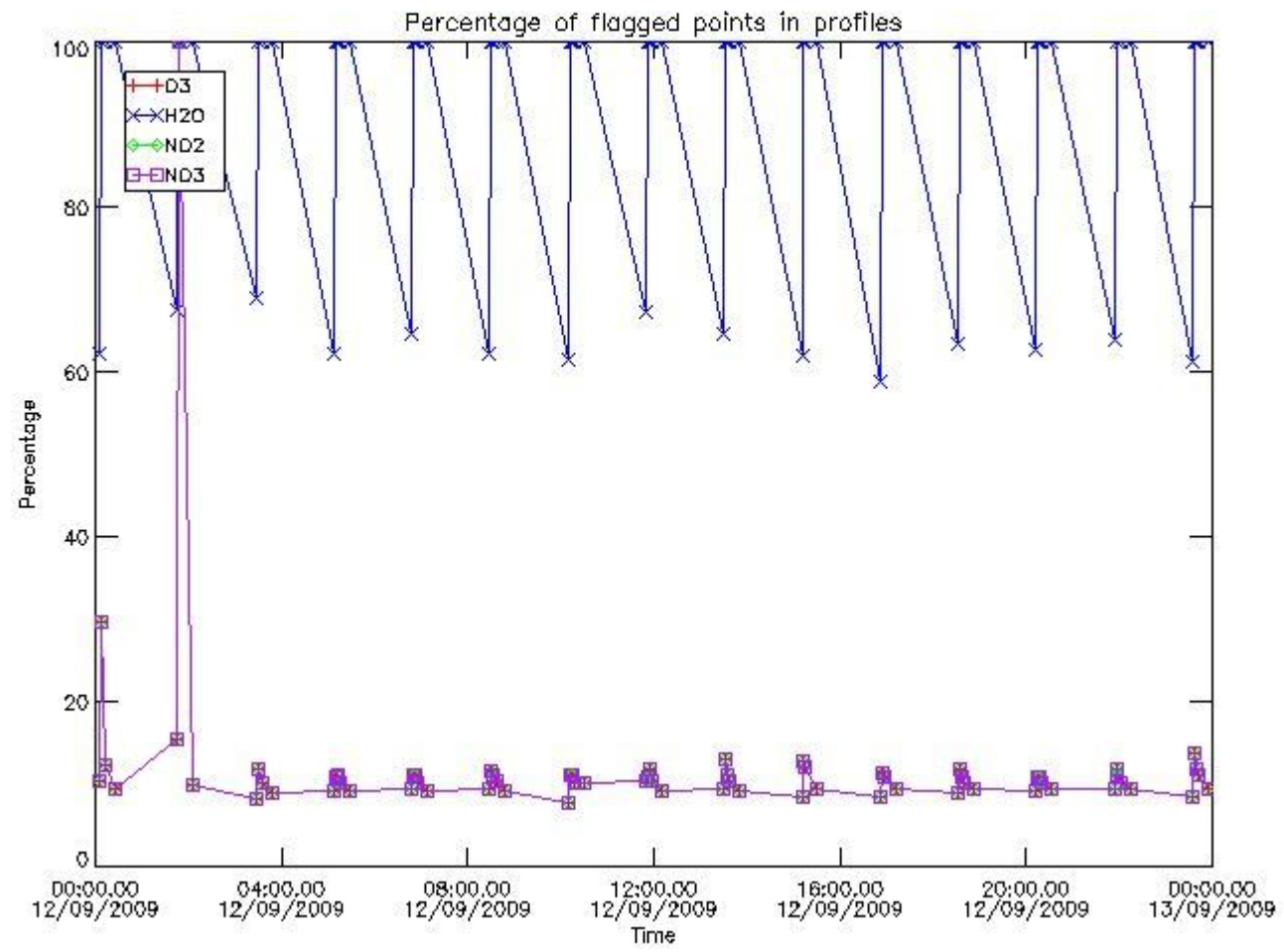
102	GOM_NL__2PRFIN20090912_113243_000000452082_00266_39398_5667.N1	12-SEP-2009 11:32:43	Bright	44.500	24	66Alp Gem	1.5800	10200.	89	39398	No
103	GOM_NL__2PRFIN20090912_113546_000000622082_00266_39398_5668.N1	12-SEP-2009 11:35:46	Twilight	61.500	170	27Eps Gem	3.0000	9700.0	123	39398	No
104	GOM_NL__2PRFIN20090912_114106_000000522082_00266_39398_5669.N1	12-SEP-2009 11:41:06	Twilight	52.000	8	10Alp CMi	0.40000	6500.0	104	39398	No
105	GOM_NL__2PRFIN20090912_114948_000000542082_00266_39398_5670.N1	12-SEP-2009 11:49:48	Dark	54.000	1	9Alp CMA	-1.4400	11000.	108	39398	No
106	GOM_NL__2PRFIN20090912_115211_000000472082_00266_39398_5671.N1	12-SEP-2009 11:52:11	Dark	47.000	23	21Eps CMA	1.5020	26000.	94	39398	No
107	GOM_NL__2PRFIN20090912_115427_000000472082_00266_39398_5672.N1	12-SEP-2009 11:54:27	Dark	47.000	177	1Zet CMA	3.0220	26000.	94	39398	No
108	GOM_NL__2PRFIN20090912_115749_000000492082_00266_39398_5673.N1	12-SEP-2009 11:57:49	Dark	49.000	108	Alp Col	2.6520	15200.	98	39398	No
109	GOM_NL__2PRFIN20090912_121000_000000552082_00267_39399_5673.N1	12-SEP-2009 12:10:00	Dark	55.000	157	The1Eri	2.9060	9300.0	110	39399	No
110	GOM_NL__2PRFIN20090912_121611_000000452082_00267_39399_5674.N1	12-SEP-2009 12:16:11	Straylight	45.000	84	Alp Phe	2.3970	4500.0	90	39399	No
111	GOM_NL__2PRFIN20090912_122404_000000612082_00267_39399_5675.N1	12-SEP-2009 12:24:04	Twilight	61.000	52	16Bet Cet	2.0370	4500.0	122	39399	No
112	GOM_NL__2PRFIN20090912_123513_000000412082_00267_39399_5676.N1	12-SEP-2009 12:35:13	Bright	40.500	90	54Alp Peg	2.4870	11000.	81	39399	No
113	GOM_NL__2PRFIN20090912_123927_000000382082_00267_39399_5677.N1	12-SEP-2009 12:39:27	Bright	37.500	164	44Eta Peg	2.9480	5400.0	75	39399	No
114	GOM_NL__2PRFIN20090912_124137_000000522082_00267_39399_5678.N1	12-SEP-2009 12:41:37	Bright	51.500	58	21Alp And	2.0730	11000.	103	39399	No
115	GOM_NL__2PRFIN20090912_124934_000000422082_00267_39399_5679.N1	12-SEP-2009 12:49:34	Bright	41.500	74	11Bet Cas	2.2680	6600.0	83	39399	No
116	GOM_NL__2PRFIN20090912_125128_000000422082_00267_39399_5680.N1	12-SEP-2009 12:51:28	Bright	42.000	76	27Gam Cas	2.3000	30000.	84	39399	No
117	GOM_NL__2PRFIN20090912_130822_000000542082_00267_39399_5681.N1	12-SEP-2009 13:08:22	Bright	54.000	42	34Bet Aur	1.9000	10200.	108	39399	No
118	GOM_NL__2PRFIN20090912_131319_000000422082_00267_39399_5682.N1	12-SEP-2009 13:13:19	Bright	42.000	24	66Alp Gem	1.5800	10200.	84	39399	No
119	GOM_NL__2PRFIN20090912_131622_000000592082_00267_39399_5683.N1	12-SEP-2009 13:16:22	Twilight	59.000	170	27Eps Gem	3.0000	9700.0	118	39399	No
120	GOM_NL__2PRFIN20090912_132142_000000522082_00267_39399_5684.N1	12-SEP-2009 13:21:42	Twilight	52.000	8	10Alp CMi	0.40000	6500.0	104	39399	No
121	GOM_NL__2PRFIN20090912_133025_000000542082_00267_39399_5685.N1	12-SEP-2009 13:30:25	Dark	54.000	1	9Alp CMA	-1.4400	11000.	108	39399	No
122	GOM_NL__2PRFIN20090912_133247_000000432082_00267_39399_5686.N1	12-SEP-2009 13:32:47	Dark	43.000	23	21Eps CMA	1.5020	26000.	86	39399	No
123	GOM_NL__2PRFIN20090912_133504_000000462082_00267_39399_5687.N1	12-SEP-2009 13:35:04	Dark	46.000	177	1Zet CMA	3.0220	26000.	92	39399	No
124	GOM_NL__2PRFIN20090912_133826_000000492082_00267_39399_5688.N1	12-SEP-2009 13:38:26	Dark	49.000	108	Alp Col	2.6520	15200.	98	39399	No
125	GOM_NL__2PRFIN20090912_135037_000000562082_00268_39400_5725.N1	12-SEP-2009 13:50:37	Dark	55.500	157	The1Eri	2.9060	9300.0	111	39400	No
126	GOM_NL__2PRFIN20090912_135647_000000462082_00268_39400_5726.N1	12-SEP-2009 13:56:47	Straylight	45.500	84	Alp Phe	2.3970	4500.0	91	39400	No
127	GOM_NL__2PRFIN20090912_140440_000000602082_00268_39400_5727.N1	12-SEP-2009 14:04:40	Twilight	60.000	52	16Bet Cet	2.0370	4500.0	120	39400	No
128	GOM_NL__2PRFIN20090912_141549_000000402082_00268_39400_5728.N1	12-SEP-2009 14:15:49	Bright	39.500	90	54Alp Peg	2.4870	11000.	79	39400	No
129	GOM_NL__2PRFIN20090912_142003_000000562082_00268_39400_5729.N1	12-SEP-2009 14:20:03	Bright	56.000	164	44Eta Peg	2.9480	5400.0	112	39400	No
130	GOM_NL__2PRFIN20090912_142212_000000682082_00268_39400_5730.N1	12-SEP-2009 14:22:12	Bright	68.000	58	21Alp And	2.0730	11000.	136	39400	No
131	GOM_NL__2PRFIN20090912_143010_000000422082_00268_39400_5731.N1	12-SEP-2009 14:30:10	Bright	42.000	74	11Bet Cas	2.2680	6600.0	84	39400	No
132	GOM_NL__2PRFIN20090912_143203_000000422082_00268_39400_5732.N1	12-SEP-2009 14:32:03	Bright	41.500	76	27Gam Cas	2.3000	30000.	83	39400	No
133	GOM_NL__2PRFIN20090912_144858_000000542082_00268_39400_5733.N1	12-SEP-2009 14:48:58	Bright	54.000	42	34Bet Aur	1.9000	10200.	108	39400	No
134	GOM_NL__2PRFIN20090912_145355_000000602082_00268_39400_5734.N1	12-SEP-2009 14:53:55	Bright	60.000	24	66Alp Gem	1.5800	10200.	120	39400	No
135	GOM_NL__2PRFIN20090912_145658_000000602082_00268_39400_5735.N1	12-SEP-2009 14:56:58	Twilight	59.500	170	27Eps Gem	3.0000	9700.0	119	39400	No
136	GOM_NL__2PRFIN20090912_150219_000000552082_00268_39400_5736.N1	12-SEP-2009 15:02:19	Twilight	54.500	8	10Alp CMi	0.40000	6500.0	109	39400	No
137	GOM_NL__2PRFIN20090912_151102_000000612082_00268_39400_5737.N1	12-SEP-2009 15:11:02	Dark	61.000	1	9Alp CMA	-1.4400	11000.	122	39400	No
138	GOM_NL__2PRFIN20090912_151324_000000482082_00268_39400_5738.N1	12-SEP-2009 15:13:24	Dark	48.000	23	21Eps CMA	1.5020	26000.	96	39400	No
139	GOM_NL__2PRFIN20090912_151540_000000472082_00268_39400_5739.N1	12-SEP-2009 15:15:40	Dark	46.500	177	1Zet CMA	3.0220	26000.	93	39400	No
140	GOM_NL__2PRFIN20090912_153114_000000542082_00269_39401_5719.N1	12-SEP-2009 15:31:14	Dark	54.000	157	The1Eri	2.9060	9300.0	108	39401	No
141	GOM_NL__2PRFIN20090912_153723_000000442082_00269_39401_5720.N1	12-SEP-2009 15:37:23	Straylight	43.500	84	Alp Phe	2.3970	4500.0	87	39401	No
142	GOM_NL__2PRFIN20090912_154516_000000622082_00269_39401_5721.N1	12-SEP-2009 15:45:16	Twilight	62.000	52	16Bet Cet	2.0370	4500.0	124	39401	No
143	GOM_NL__2PRFIN20090912_155625_000000542082_00269_39401_5722.N1	12-SEP-2009 15:56:25	Bright	53.500	90	54Alp Peg	2.4870	11000.	107	39401	No
144	GOM_NL__2PRFIN20090912_160039_000000392082_00269_39401_5723.N1	12-SEP-2009 16:00:39	Bright	39.000	164	44Eta Peg	2.9480	5400.0	78	39401	No
145	GOM_NL__2PRFIN20090912_160248_000000502082_00269_39401_5724.N1	12-SEP-2009 16:02:48	Bright	49.500	58	21Alp And	2.0730	11000.	99	39401	No
146	GOM_NL__2PRFIN20090912_161045_000000402082_00269_39401_5725.N1	12-SEP-2009 16:10:45	Bright	40.000	74	11Bet Cas	2.2680	6600.0	80	39401	No
147	GOM_NL__2PRFIN20090912_161238_000000452082_00269_39401_5726.N1	12-SEP-2009 16:12:38	Bright	45.000	76	27Gam Cas	2.3000	30000.	90	39401	No
148	GOM_NL__2PRFIN20090912_162934_000000552082_00269_39401_5727.N1	12-SEP-2009 16:29:34	Bright	55.000	42	34Bet Aur	1.9000	10200.	110	39401	No
149	GOM_NL__2PRFIN20090912_163431_000000452082_00269_39401_5728.N1	12-SEP-2009 16:34:31	Bright	44.500	24	66Alp Gem	1.5800	10200.	89	39401	No
150	GOM_NL__2PRFIN20090912_163735_000000592082_00269_39401_5729.N1	12-SEP-2009 16:37:35	Twilight	58.500	170	27Eps Gem	3.0000	9700.0	117	39401	No
151	GOM_NL__2PRFIN20090912_164255_000000482082_00269_39401_5730.N1	12-SEP-2009 16:42:55	Twilight	48.000	8	10Alp CMi	0.40000	6500.0	96	39401	No
152	GOM_NL__2PRFIN20090912_165139_000000602082_00269_39401_5731.N1	12-SEP-2009 16:51:39	Dark	60.000	1	9Alp CMA	-1.4400	11000.	120	39401	No
153	GOM_NL__2PRFIN20090912_165401_000000452082_00269_39401_5732.N1	12-SEP-2009 16:54:01	Dark	45.000	23	21Eps CMA	1.5020	26000.	90	39401	No
154	GOM_NL__2PRFIN20090912_165617_000000472082_00269_39401_5733.N1	12-SEP-2009 16:56:17	Dark	47.000	177	1Zet CMA	3.0220	26000.	94	39401	No
155	GOM_NL__2PRFIN20090912_171151_000000552082_00270_39402_5978.N1	12-SEP-2009 17:11:51	Dark	54.500	157	The1Eri	2.9060	9300.0	109	39402	No
156	GOM_NL__2PRFIN20090912_171759_000000482082_00270_39402_5979.N1	12-SEP-2009 17:17:59	Straylight	48.000	84	Alp Phe	2.3970	4500.0	96	39402	No
157	GOM_NL__2PRFIN20090912_172552_000000622082_00270_39402_5980.N1	12-SEP-2009 17:25:52	Twilight	62.000	52	16Bet Cet	2.0370	4500.0	124	39402	No
158	GOM_NL__2PRFIN20090912_173700_000000412082_00270_39402_5981.N1	12-SEP-2009 17:37:00	Bright	41.000	90	54Alp Peg	2.4870	11000.	82	39402	No
159	GOM_NL__2PRFIN20090912_174114_000000382082_00270_39402_5982.N1	12-SEP-2009 17:41:14	Bright	38.000	164	44Eta Peg	2.9480	5400.0	76	39402	No
160	GOM_NL__2PRFIN20090912_174323_000000492082_00270_39402_5983.N1	12-SEP-2009 17:43:23	Bright	49.000	58	21Alp And	2.0730	11000.	98	39402	No

161	GOM_NL__2PRFIN20090912_175121_000000432082_00270_39402_5984.N1	12-SEP-2009 17:51:21	Bright	42.500	74	11Bet Cas	2.2680	6600.0	85	39402	No
162	GOM_NL__2PRFIN20090912_175314_000000442082_00270_39402_5985.N1	12-SEP-2009 17:53:14	Bright	43.500	76	27Gam Cas	2.3000	30000.	87	39402	No
163	GOM_NL__2PRFIN20090912_181009_000000532082_00270_39402_5986.N1	12-SEP-2009 18:10:09	Bright	52.500	42	34Bet Aur	1.9000	10200.	105	39402	No
164	GOM_NL__2PRFIN20090912_181507_000000452082_00270_39402_5987.N1	12-SEP-2009 18:15:07	Bright	45.000	24	66Alp Gem	1.5800	10200.	90	39402	No
165	GOM_NL__2PRFIN20090912_181811_000000592082_00270_39402_5988.N1	12-SEP-2009 18:18:11	Twilight	58.500	170	27Eps Gem	3.0000	9700.0	117	39402	No
166	GOM_NL__2PRFIN20090912_182331_000000522082_00270_39402_5989.N1	12-SEP-2009 18:23:31	Twilight	51.500	8	10Alp CMi	0.40000	6500.0	103	39402	No
167	GOM_NL__2PRFIN20090912_183216_000000572082_00270_39402_5990.N1	12-SEP-2009 18:32:16	Dark	56.500	1	9Alp CMA	-1.4400	11000.	113	39402	No
168	GOM_NL__2PRFIN20090912_183438_000000442082_00270_39402_5991.N1	12-SEP-2009 18:34:38	Dark	43.500	23	21Eps CMA	1.5020	26000.	87	39402	No
169	GOM_NL__2PRFIN20090912_183654_000000472082_00270_39402_5992.N1	12-SEP-2009 18:36:54	Dark	46.500	177	1Zet CMA	3.0220	26000.	93	39402	No
170	GOM_NL__2PRFIN20090912_184018_000000512082_00270_39402_5993.N1	12-SEP-2009 18:40:18	Dark	50.500	108	Alp Col	2.6520	15200.	101	39402	No
171	GOM_NL__2PRFIN20090912_185228_000000542082_00271_39403_5968.N1	12-SEP-2009 18:52:28	Dark	54.000	157	The1Eri	2.9060	9300.0	108	39403	No
172	GOM_NL__2PRFIN20090912_185836_000000452082_00271_39403_5969.N1	12-SEP-2009 18:58:36	Straylight	45.000	84	Alp Phe	2.3970	4500.0	90	39403	No
173	GOM_NL__2PRFIN20090912_190628_000000622082_00271_39403_5970.N1	12-SEP-2009 19:06:28	Twilight	61.500	52	16Bet Cet	2.0370	4500.0	123	39403	No
174	GOM_NL__2PRFIN20090912_191736_000000412082_00271_39403_5971.N1	12-SEP-2009 19:17:36	Bright	40.500	90	54Alp Peg	2.4870	11000.	81	39403	No
175	GOM_NL__2PRFIN20090912_192150_000000382082_00271_39403_5972.N1	12-SEP-2009 19:21:50	Bright	37.500	164	44Eta Peg	2.9480	5400.0	75	39403	No
176	GOM_NL__2PRFIN20090912_192358_000000492082_00271_39403_5973.N1	12-SEP-2009 19:23:58	Bright	49.000	58	21Alp And	2.0730	11000.	98	39403	No
177	GOM_NL__2PRFIN20090912_193156_000000432082_00271_39403_5974.N1	12-SEP-2009 19:31:56	Bright	42.500	74	11Bet Cas	2.2680	6600.0	85	39403	No
178	GOM_NL__2PRFIN20090912_193349_000000442082_00271_39403_5975.N1	12-SEP-2009 19:33:49	Bright	43.500	76	27Gam Cas	2.3000	30000.	87	39403	No
179	GOM_NL__2PRFIN20090912_195045_000000552082_00271_39403_5976.N1	12-SEP-2009 19:50:45	Bright	55.000	42	34Bet Aur	1.9000	10200.	110	39403	No
180	GOM_NL__2PRFIN20090912_195543_000000382082_00271_39403_5977.N1	12-SEP-2009 19:55:43	Bright	37.500	24	66Alp Gem	1.5800	10200.	75	39403	No
181	GOM_NL__2PRFIN20090912_195847_000000592082_00271_39403_5978.N1	12-SEP-2009 19:58:47	Twilight	59.000	170	27Eps Gem	3.0000	9700.0	118	39403	No
182	GOM_NL__2PRFIN20090912_200408_000000522082_00271_39403_5979.N1	12-SEP-2009 20:04:08	Twilight	52.000	8	10Alp CMi	0.40000	6500.0	104	39403	No
183	GOM_NL__2PRFIN20090912_201253_000000562082_00271_39403_5980.N1	12-SEP-2009 20:12:53	Dark	55.500	1	9Alp CMA	-1.4400	11000.	111	39403	No
184	GOM_NL__2PRFIN20090912_201514_000000472082_00271_39403_5981.N1	12-SEP-2009 20:15:14	Dark	47.000	23	21Eps CMA	1.5020	26000.	94	39403	No
185	GOM_NL__2PRFIN20090912_201731_000000472082_00271_39403_5982.N1	12-SEP-2009 20:17:31	Dark	47.000	177	1Zet CMA	3.0220	26000.	94	39403	No
186	GOM_NL__2PRFIN20090912_202055_000000512082_00271_39403_5983.N1	12-SEP-2009 20:20:55	Dark	50.500	108	Alp Col	2.6520	15200.	101	39403	No
187	GOM_NL__2PRFIN20090912_203305_000000552082_00272_39404_5958.N1	12-SEP-2009 20:33:05	Dark	54.500	157	The1Eri	2.9060	9300.0	109	39404	No
188	GOM_NL__2PRFIN20090912_203912_000000472082_00272_39404_5959.N1	12-SEP-2009 20:39:12	Straylight	46.500	84	Alp Phe	2.3970	4500.0	93	39404	No
189	GOM_NL__2PRFIN20090912_204704_000000612082_00272_39404_5960.N1	12-SEP-2009 20:47:04	Twilight	61.000	52	16Bet Cet	2.0370	4500.0	122	39404	No
190	GOM_NL__2PRFIN20090912_205812_000000482082_00272_39404_5961.N1	12-SEP-2009 20:58:12	Bright	47.500	90	54Alp Peg	2.4870	11000.	95	39404	No
191	GOM_NL__2PRFIN20090912_210226_000000382082_00272_39404_5962.N1	12-SEP-2009 21:02:26	Bright	37.500	164	44Eta Peg	2.9480	5400.0	75	39404	No
192	GOM_NL__2PRFIN20090912_210433_000000512082_00272_39404_5963.N1	12-SEP-2009 21:04:33	Bright	51.000	58	21Alp And	2.0730	11000.	102	39404	No
193	GOM_NL__2PRFIN20090912_211232_000000432082_00272_39404_5964.N1	12-SEP-2009 21:12:32	Bright	42.500	74	11Bet Cas	2.2680	6600.0	85	39404	No
194	GOM_NL__2PRFIN20090912_211424_000000442082_00272_39404_5965.N1	12-SEP-2009 21:14:24	Bright	44.000	76	27Gam Cas	2.3000	30000.	88	39404	No
195	GOM_NL__2PRFIN20090912_213121_000000522082_00272_39404_5966.N1	12-SEP-2009 21:31:21	Bright	51.500	42	34Bet Aur	1.9000	10200.	103	39404	No
196	GOM_NL__2PRFIN20090912_213619_000000402082_00272_39404_5967.N1	12-SEP-2009 21:36:19	Bright	40.000	24	66Alp Gem	1.5800	10200.	80	39404	No
197	GOM_NL__2PRFIN20090912_213923_000000602082_00272_39404_5968.N1	12-SEP-2009 21:39:23	Twilight	59.500	170	27Eps Gem	3.0000	9700.0	119	39404	No
198	GOM_NL__2PRFIN20090912_214444_000000512082_00272_39404_5969.N1	12-SEP-2009 21:44:44	Twilight	50.500	8	10Alp CMi	0.40000	6500.0	101	39404	No
199	GOM_NL__2PRFIN20090912_215329_000000552082_00272_39404_5970.N1	12-SEP-2009 21:53:29	Dark	54.500	1	9Alp CMA	-1.4400	11000.	109	39404	No
200	GOM_NL__2PRFIN20090912_215551_000000482082_00272_39404_5971.N1	12-SEP-2009 21:55:51	Dark	47.500	23	21Eps CMA	1.5020	26000.	95	39404	No
201	GOM_NL__2PRFIN20090912_215808_000000462082_00272_39404_5972.N1	12-SEP-2009 21:58:08	Dark	45.500	177	1Zet CMA	3.0220	26000.	91	39404	No
202	GOM_NL__2PRFIN20090912_220132_000000512082_00272_39404_5973.N1	12-SEP-2009 22:01:32	Dark	50.500	108	Alp Col	2.6520	15200.	101	39404	No
203	GOM_NL__2PRFIN20090912_221342_000000542082_00273_39405_5768.N1	12-SEP-2009 22:13:42	Dark	54.000	157	The1Eri	2.9060	9300.0	108	39405	No
204	GOM_NL__2PRFIN20090912_221950_000000442082_00273_39405_5769.N1	12-SEP-2009 22:19:50	Straylight	44.000	84	Alp Phe	2.3970	4500.0	88	39405	No
205	GOM_NL__2PRFIN20090912_222740_000000612082_00273_39405_5770.N1	12-SEP-2009 22:27:40	Twilight	60.500	52	16Bet Cet	2.0370	4500.0	121	39405	No
206	GOM_NL__2PRFIN20090912_223847_000000412082_00273_39405_5771.N1	12-SEP-2009 22:38:47	Bright	40.500	90	54Alp Peg	2.4870	11000.	81	39405	No
207	GOM_NL__2PRFIN20090912_224302_000000562082_00273_39405_5772.N1	12-SEP-2009 22:43:02	Bright	56.000	164	44Eta Peg	2.9480	5400.0	112	39405	No
208	GOM_NL__2PRFIN20090912_224508_000000472082_00273_39405_5773.N1	12-SEP-2009 22:45:08	Bright	46.500	58	21Alp And	2.0730	11000.	93	39405	No
209	GOM_NL__2PRFIN20090912_225307_000000422082_00273_39405_5774.N1	12-SEP-2009 22:53:07	Bright	42.000	74	11Bet Cas	2.2680	6600.0	84	39405	No
210	GOM_NL__2PRFIN20090912_225500_000000402082_00273_39405_5775.N1	12-SEP-2009 22:55:00	Bright	40.000	76	27Gam Cas	2.3000	30000.	80	39405	No
211	GOM_NL__2PRFIN20090912_231156_000000562082_00273_39405_5776.N1	12-SEP-2009 23:11:56	Bright	55.500	42	34Bet Aur	1.9000	10200.	111	39405	No
212	GOM_NL__2PRFIN20090912_231655_000000602082_00273_39405_5777.N1	12-SEP-2009 23:16:55	Bright	60.000	24	66Alp Gem	1.5800	10200.	120	39405	No
213	GOM_NL__2PRFIN20090912_231959_000000592082_00273_39405_5778.N1	12-SEP-2009 23:19:59	Twilight	59.000	170	27Eps Gem	3.0000	9700.0	118	39405	No
214	GOM_NL__2PRFIN20090912_232521_000000532082_00273_39405_5779.N1	12-SEP-2009 23:25:21	Twilight	52.500	8	10Alp CMi	0.40000	6500.0	105	39405	No
215	GOM_NL__2PRFIN20090912_233406_000000612082_00273_39405_5780.N1	12-SEP-2009 23:34:06	Dark	61.000	1	9Alp CMA	-1.4400	11000.	122	39405	No
216	GOM_NL__2PRFIN20090912_233628_000000482082_00273_39405_5781.N1	12-SEP-2009 23:36:28	Dark	48.000	23	21Eps CMA	1.5020	26000.	96	39405	No
217	GOM_NL__2PRFIN20090912_233845_000000472082_00273_39405_5782.N1	12-SEP-2009 23:38:45	Dark	47.000	177	1Zet CMA	3.0220	26000.	94	39405	No
218	GOM_NL__2PRFIN20090912_234209_000000502082_00273_39405_5783.N1	12-SEP-2009 23:42:09	Dark	50.000	108	Alp Col	2.6520	15200.	100	39405	No
219	GOM_NL__2PRFIN20090912_235419_000000542082_00274_39406_5971.N1	12-SEP-2009 23:54:19	Dark	54.000	157	The1Eri	2.9060	9300.0	108	39406	No

3. Quality information per product

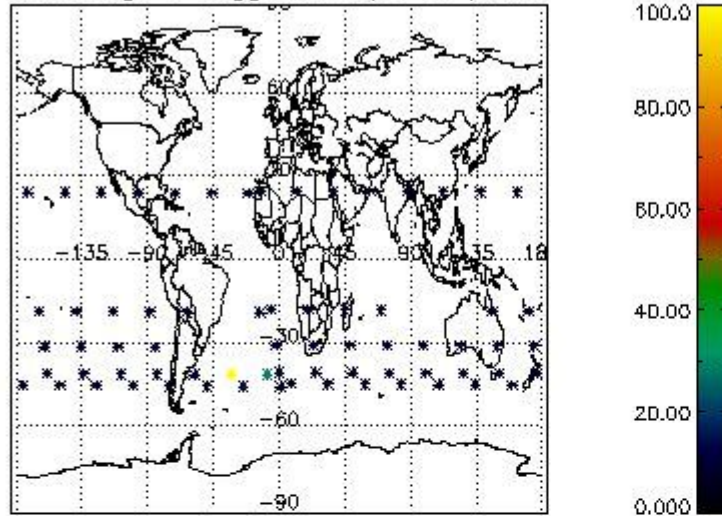
In this section it is plotted some information contained in the Quality Summary data set of the level 2 products. Only products in dark limb conditions and without errors (error flag in the MPH set to "0") are used.

3.1 Plot quality information per product (time dependant)

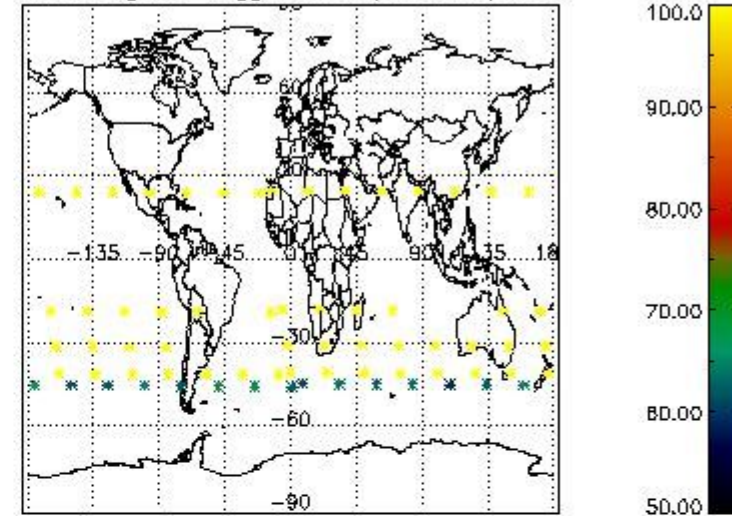


3.2 Plot quality information per product (world map)

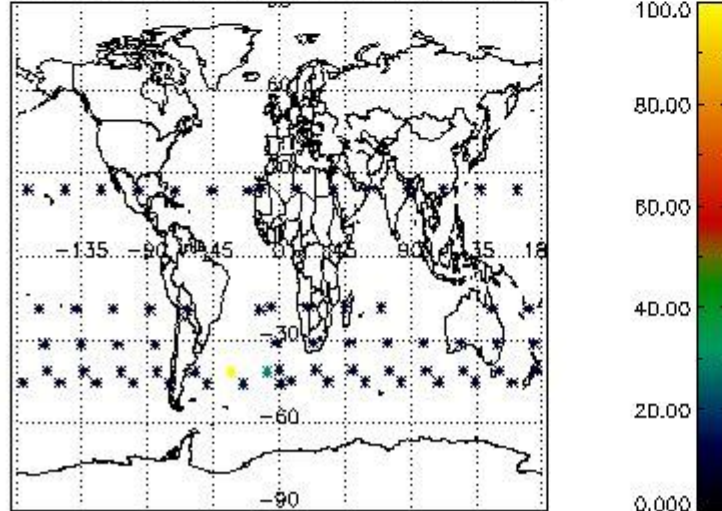
Percentage of flagged data per O3 profile



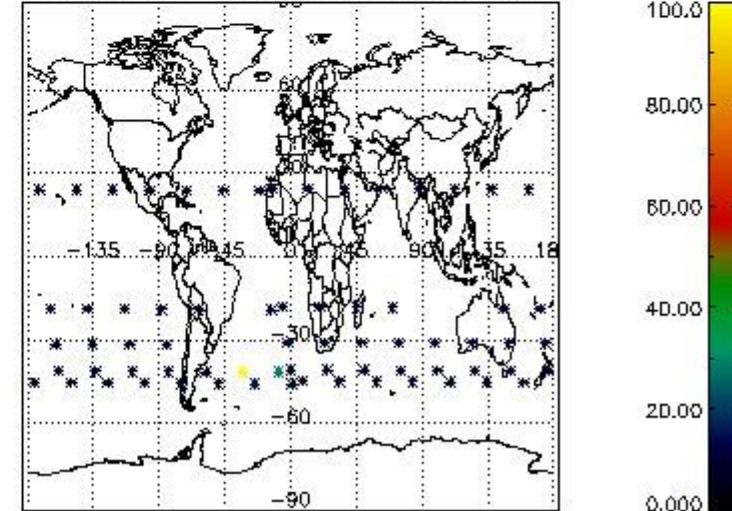
Percentage of flagged data per H2O profile



Percentage of flagged data per NO2 profile



Percentage of flagged data per NO3 profile

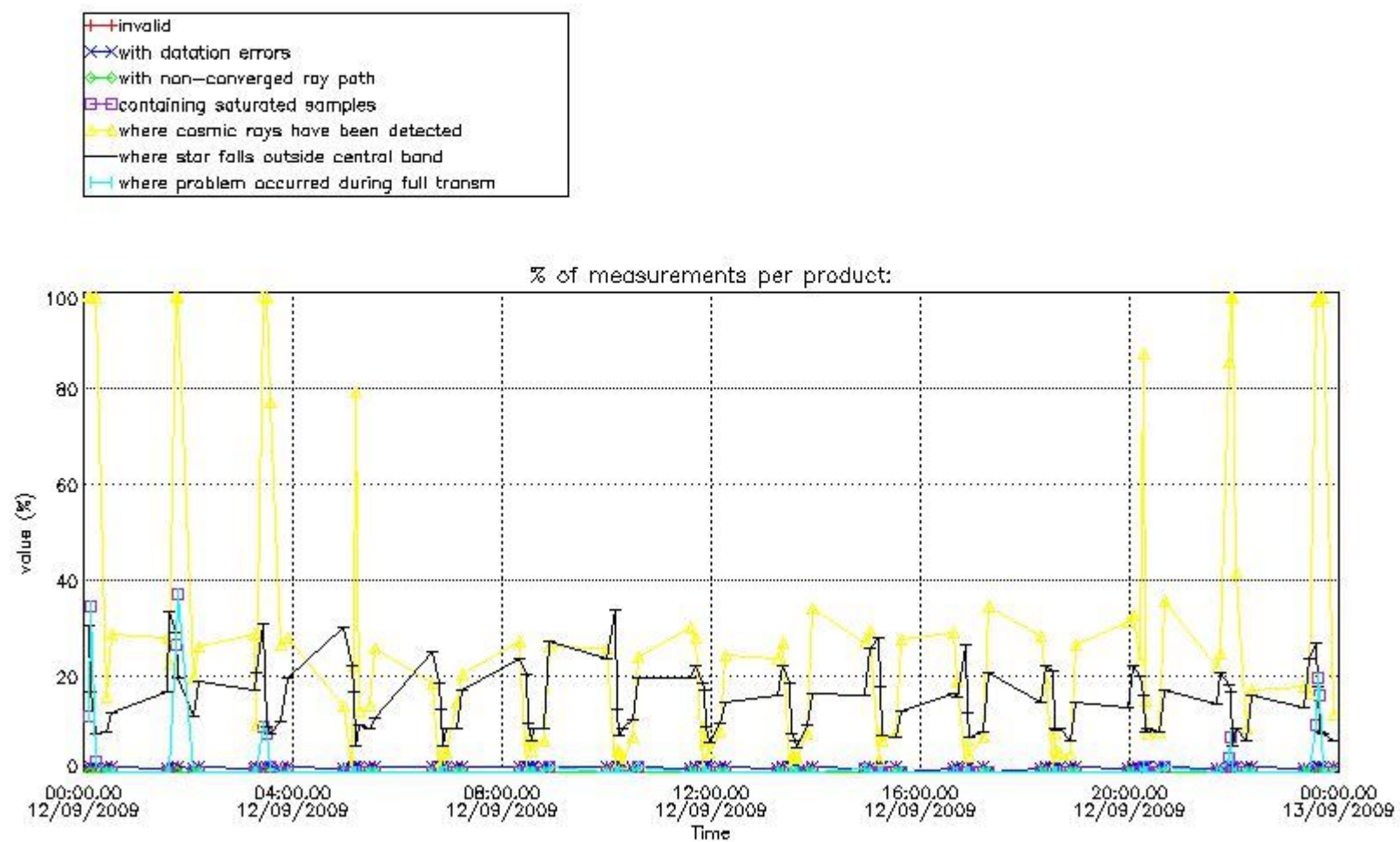


4. Level 1 quality information per product

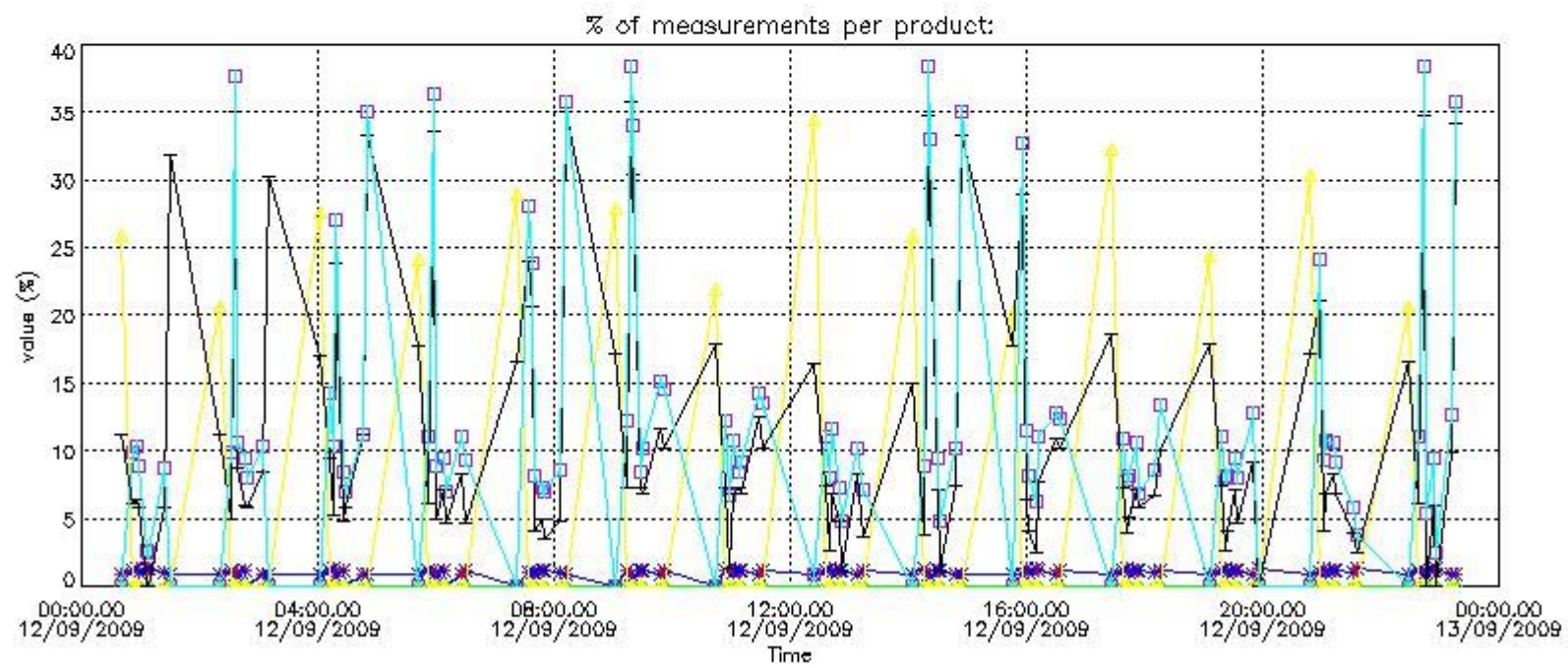
In this section it is plotted some information contained in the Quality Summary data set of the level 2 products that comes from the level 1b processing. Products without errors (error flag in the MPH set to "0") are used.

4.1 Plot quality information per product (time dependant) coming from level 1b processing

4.1.1 Plot level 1 quality information per product (time dependant): ENVISAT ASCENDING passes

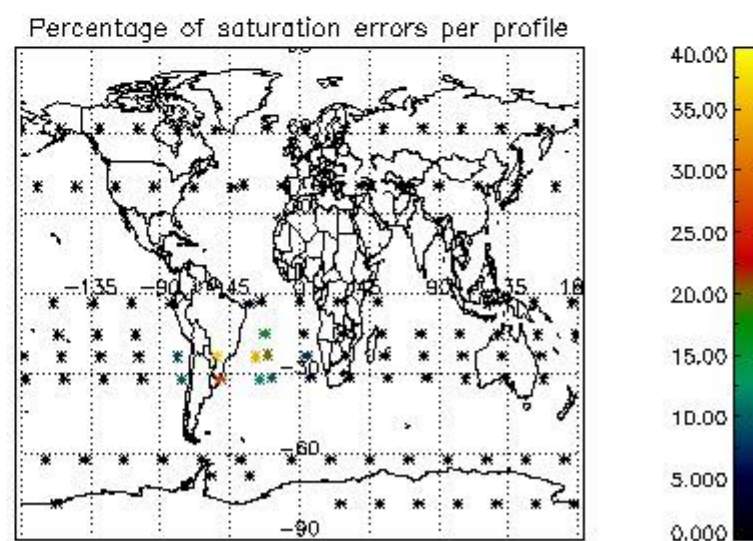
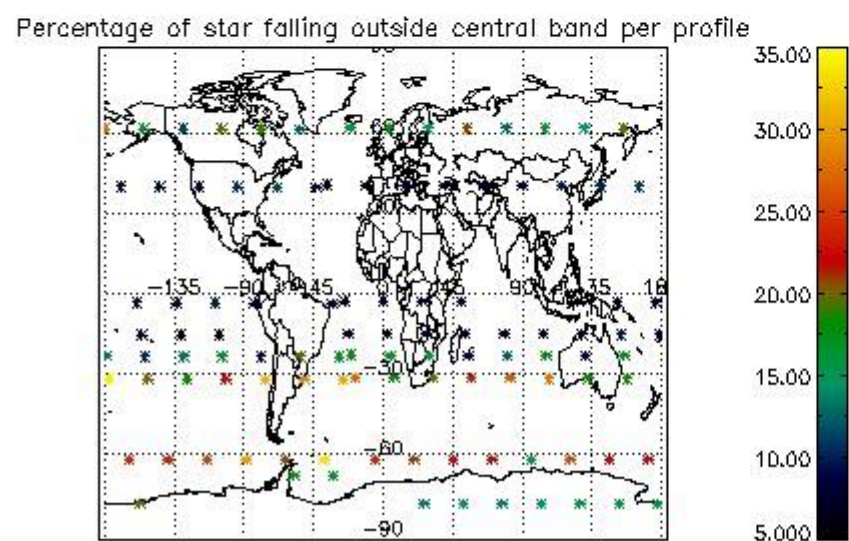
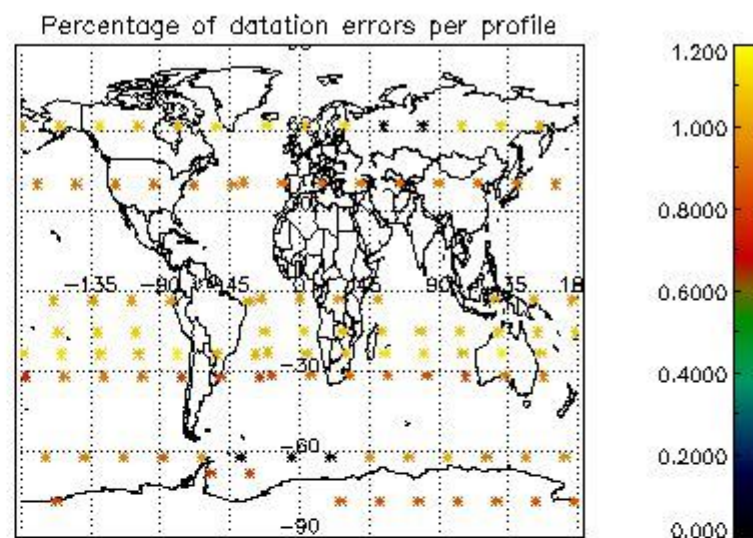
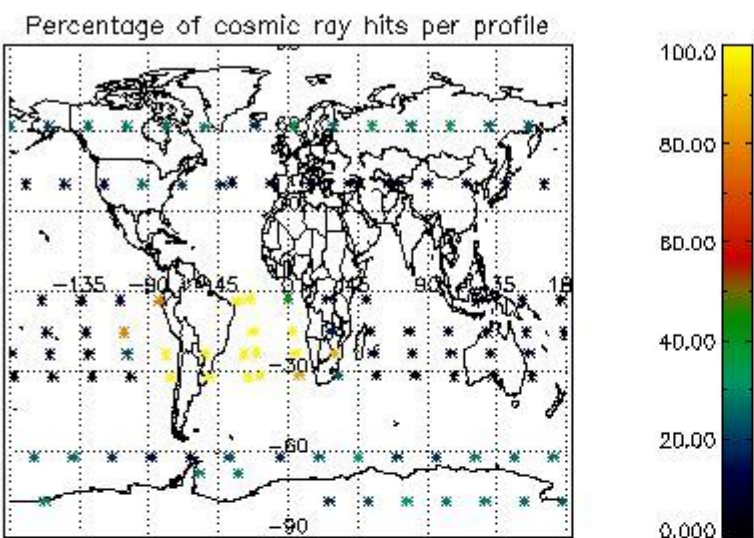


4.1.2 Plot level 1 quality information per product (time dependant): ENVI SAT DESCENDING passes

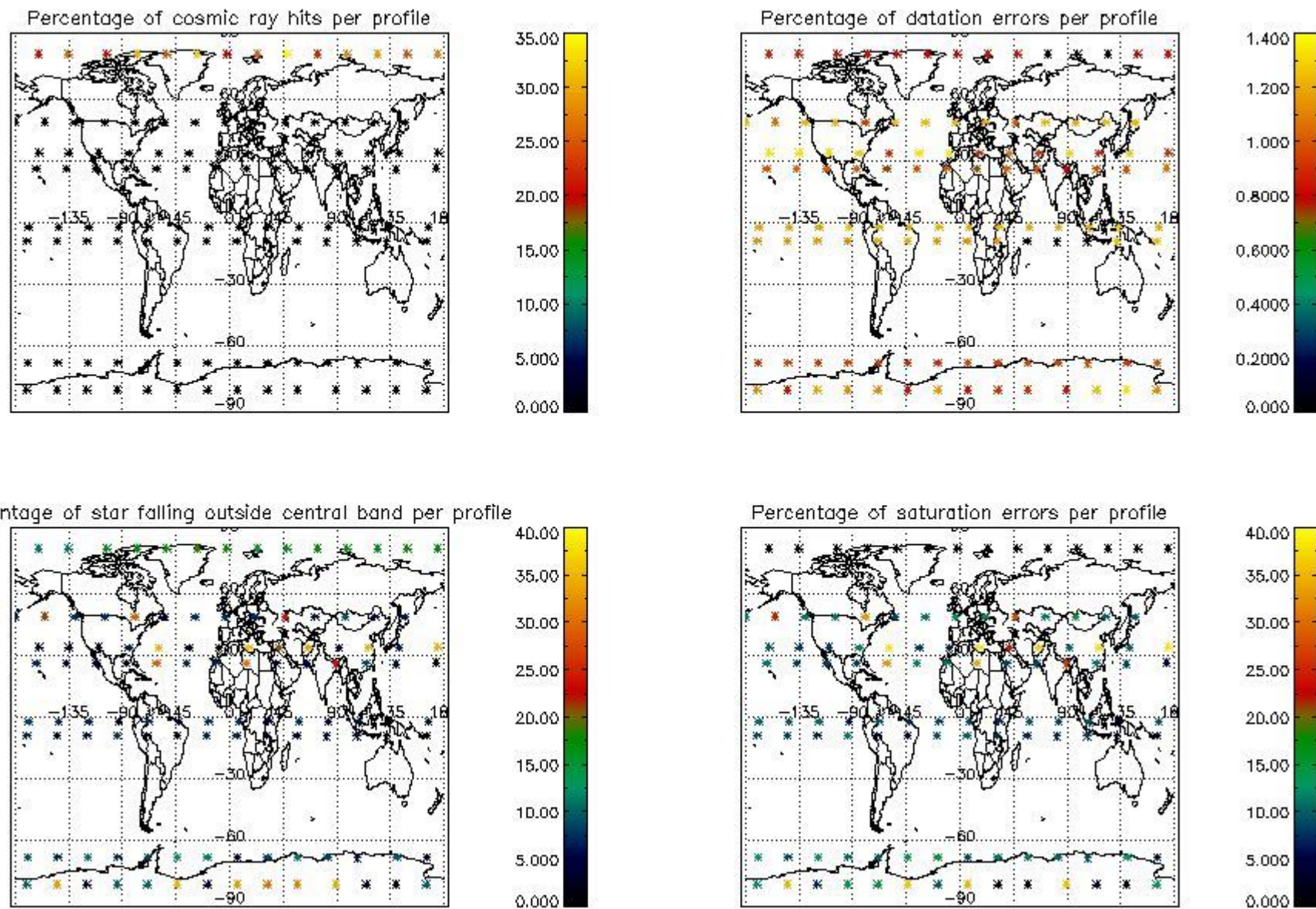


4.2 Plot quality information per product coming from level 1b processing (world map)

4.2.1 Plot level 1 quality information per product (world map): ENVISAT ASCENDING passes



4.2.2 Plot level 1 quality information per product (world map): ENVISAT DESCENDING passes



5. Trace gas profiles

5.1 Ozone statistics based on quality of products

The final quality of the products can be "measured" using the STD (Standard Deviation) attached to every point profile. This information is written to the parameter GOM_NL__2P/NL_LOCAL_SPECIES_DENSITY/o3_std of the level 2 products. The table below shows the statistics for given STD ranges.

The statistics are given with respect to the overall valid production:

- Products without fatal errors: GOM_NL__2P/MPH/PRODUCT_ERR=0
- Valid point profile: GOM_NL__2P/NL_LOCAL_SPECIES_DENSITY/pcd(0)=0

The 'Criteria' is applied to valid points of dark limb products:

- Products in dark limb illumination condition: GOM_NL__2P/NL_SUMMARY_QUALITY/obs_ill_cond=0
- Products without fatal errors: GOM_NL__2P/MPH/PRODUCT_ERR=0
- Valid point profile: GOM_NL__2P/NL_LOCAL_SPECIES_DENSITY/pcd(0)=0

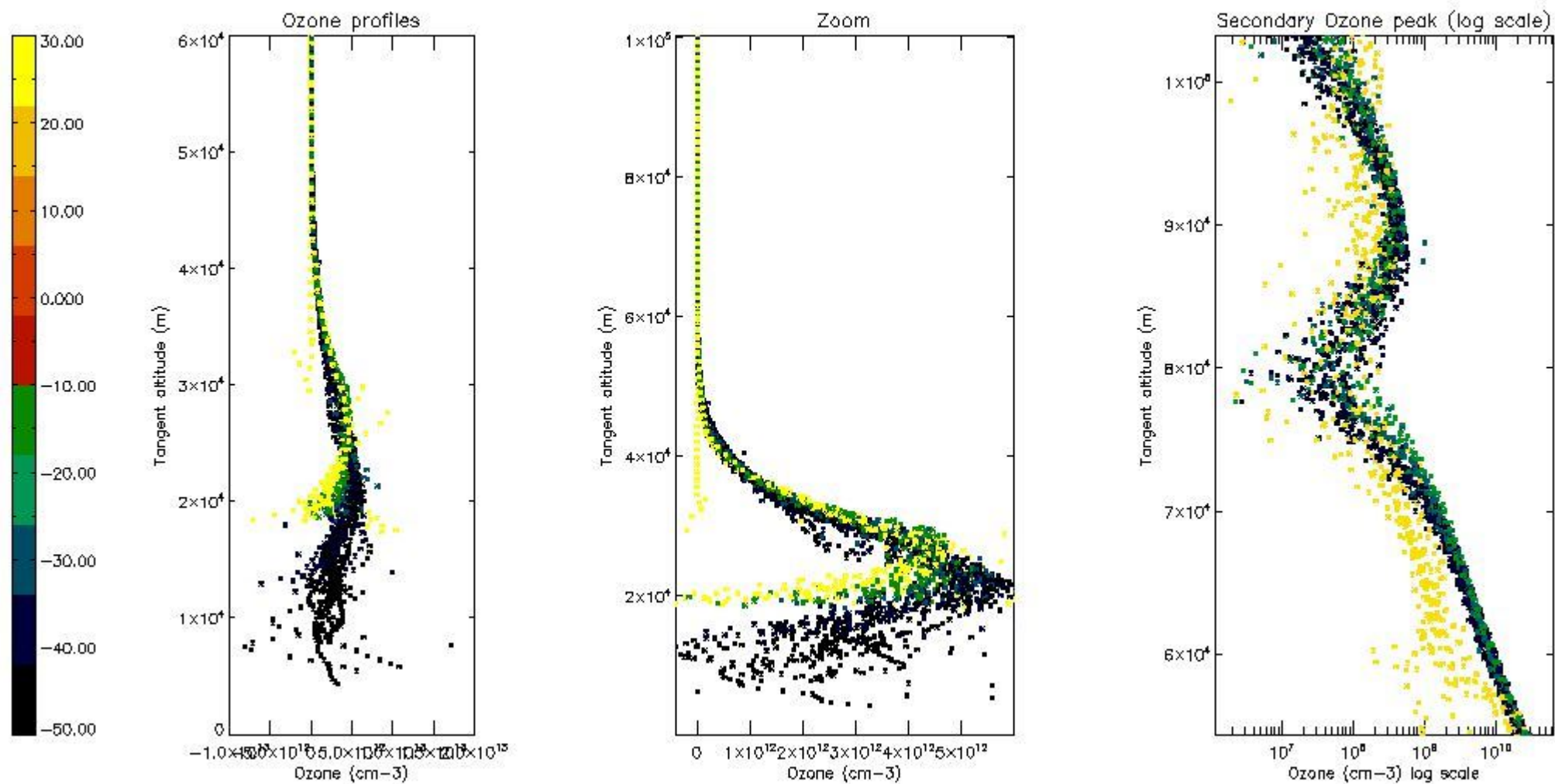
So, the table below shows the percentage of dark limb and valid observations for each criteria with respect to the overall valid daily observations.

Criteria	% of total production
All STD	32
STD < 20	20

STD < 10	17
STD < 5	12

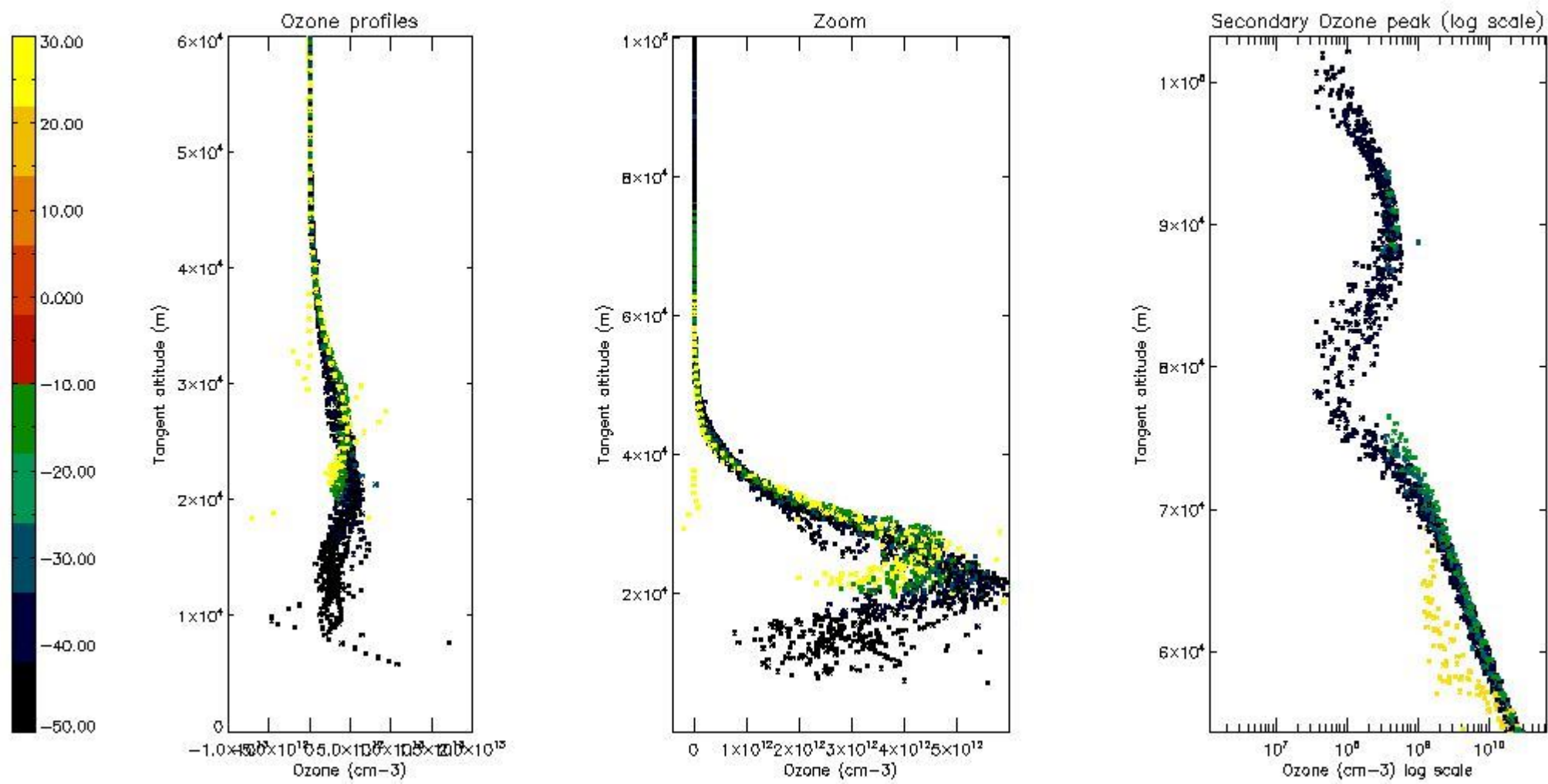
5.2 Plot ozone profiles for all STD (dark without errors)

The colorbar represents the latitude.



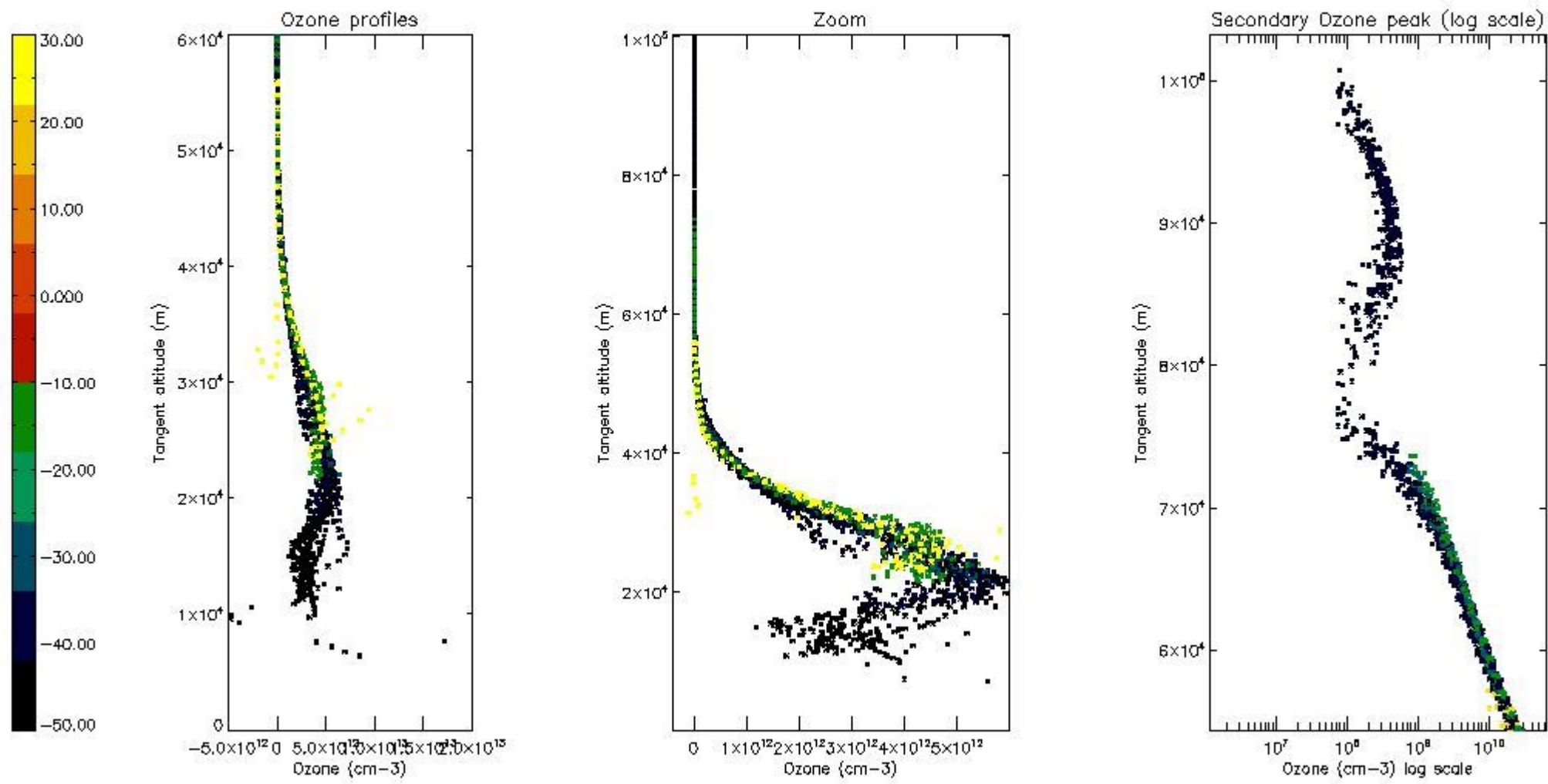
5.3 Plot ozone profiles where STD < 20% (dark without errors)

The colorbar represents the latitude.



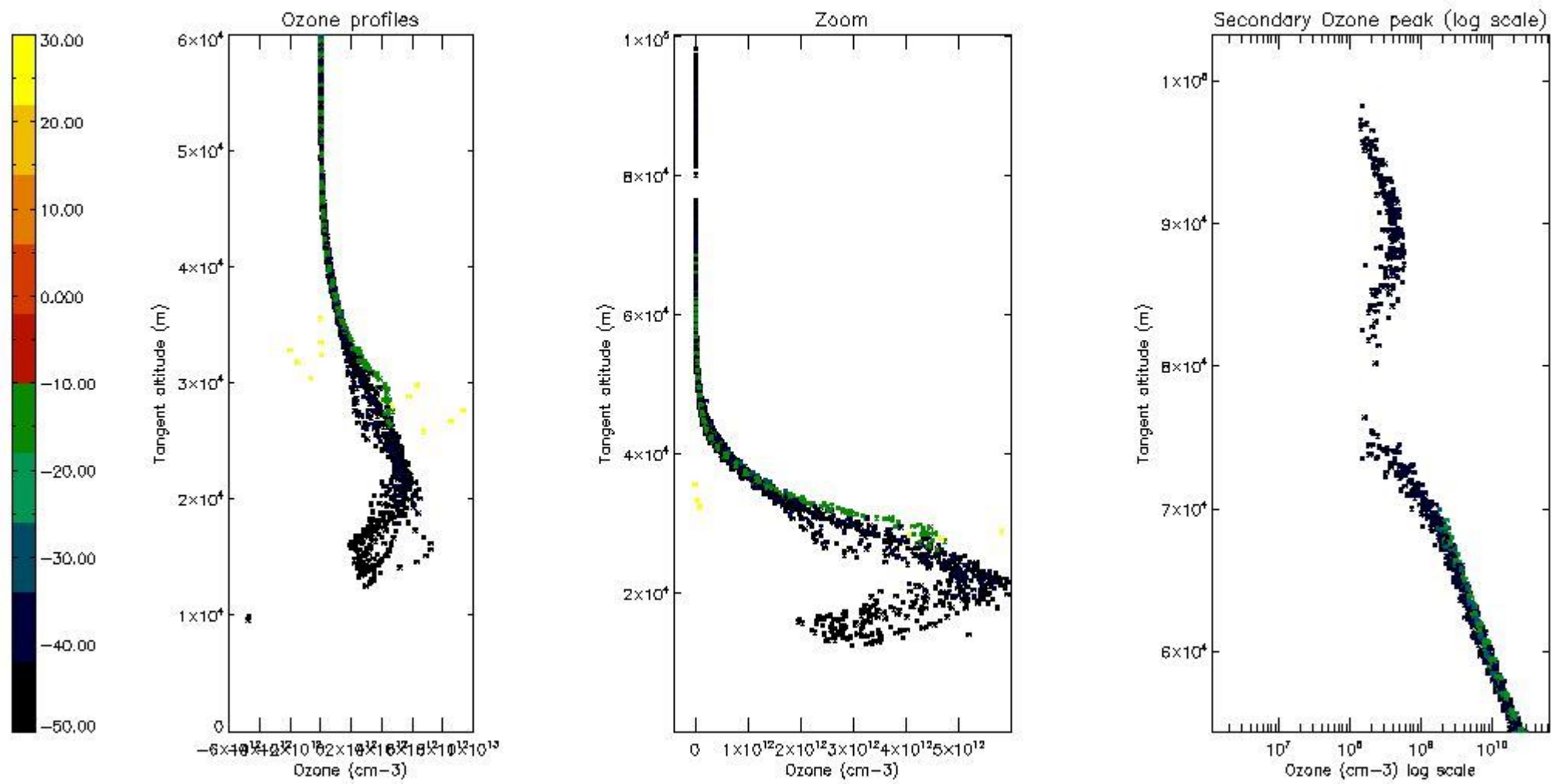
5.4 Plot ozone profiles where STD < 10% (dark without errors)

The colorbar represents the latitude.



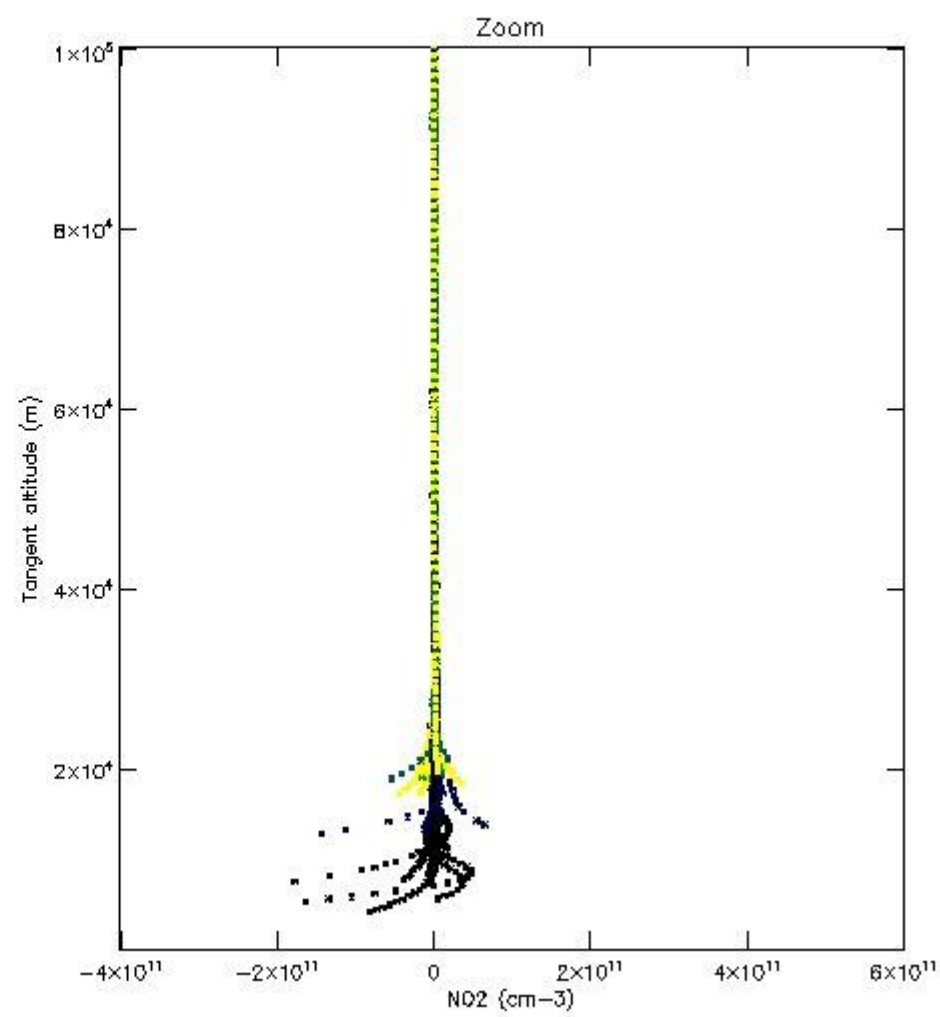
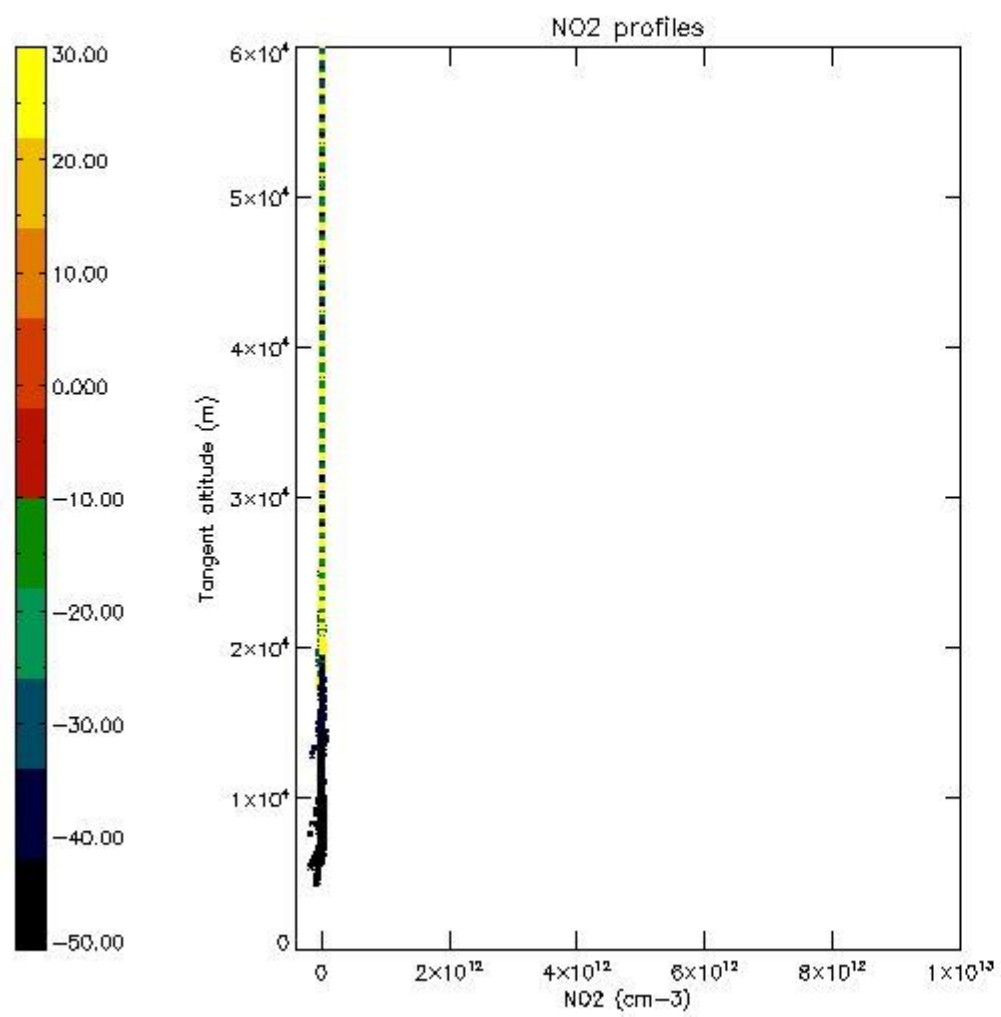
5.5 Plot ozone profiles where STD < 5% (dark without errors)

The colorbar represents the latitude.



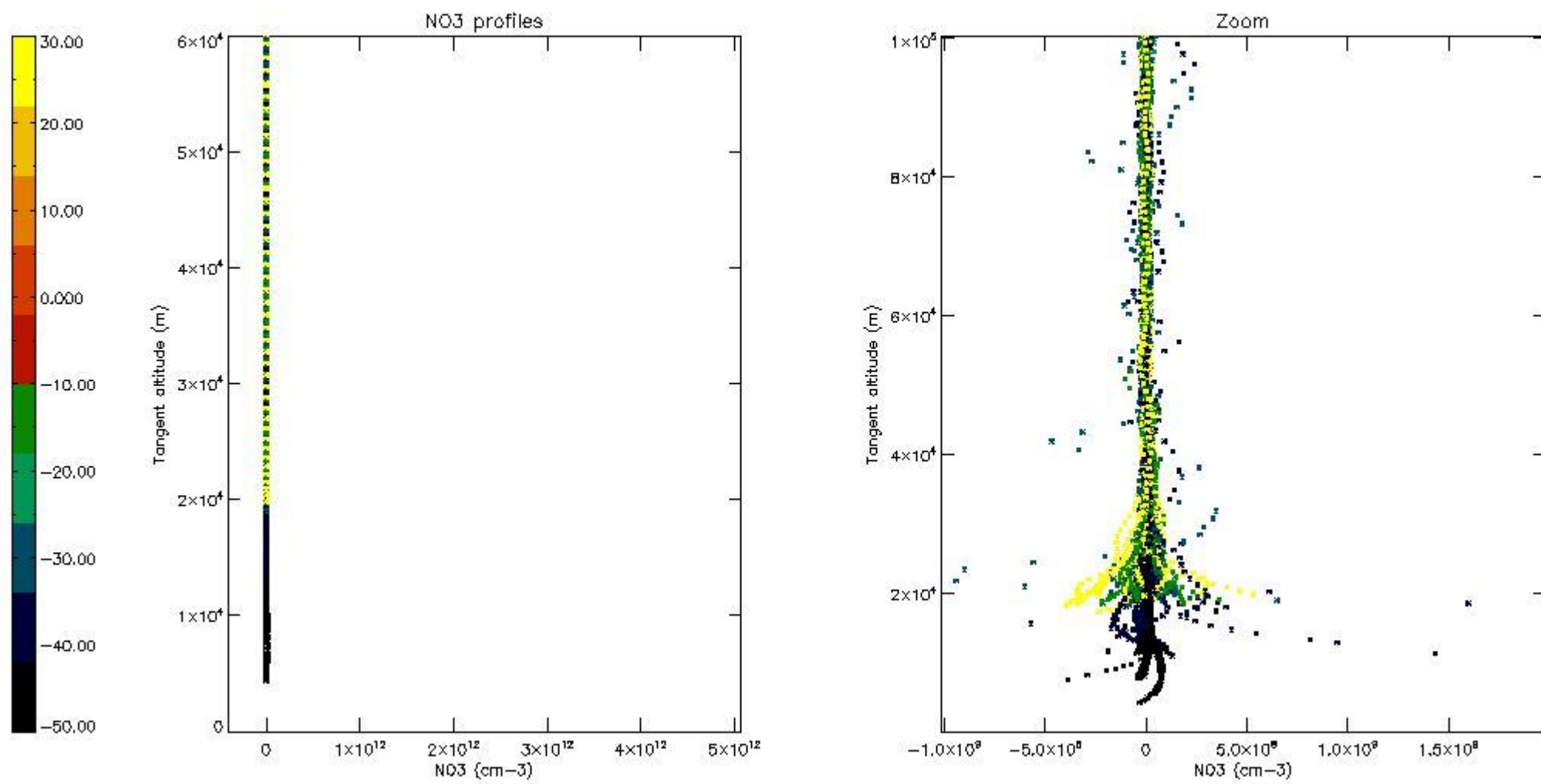
5.6 Plot NO₂ profiles for all STD (dark without errors)

The colorbar represents the latitude.



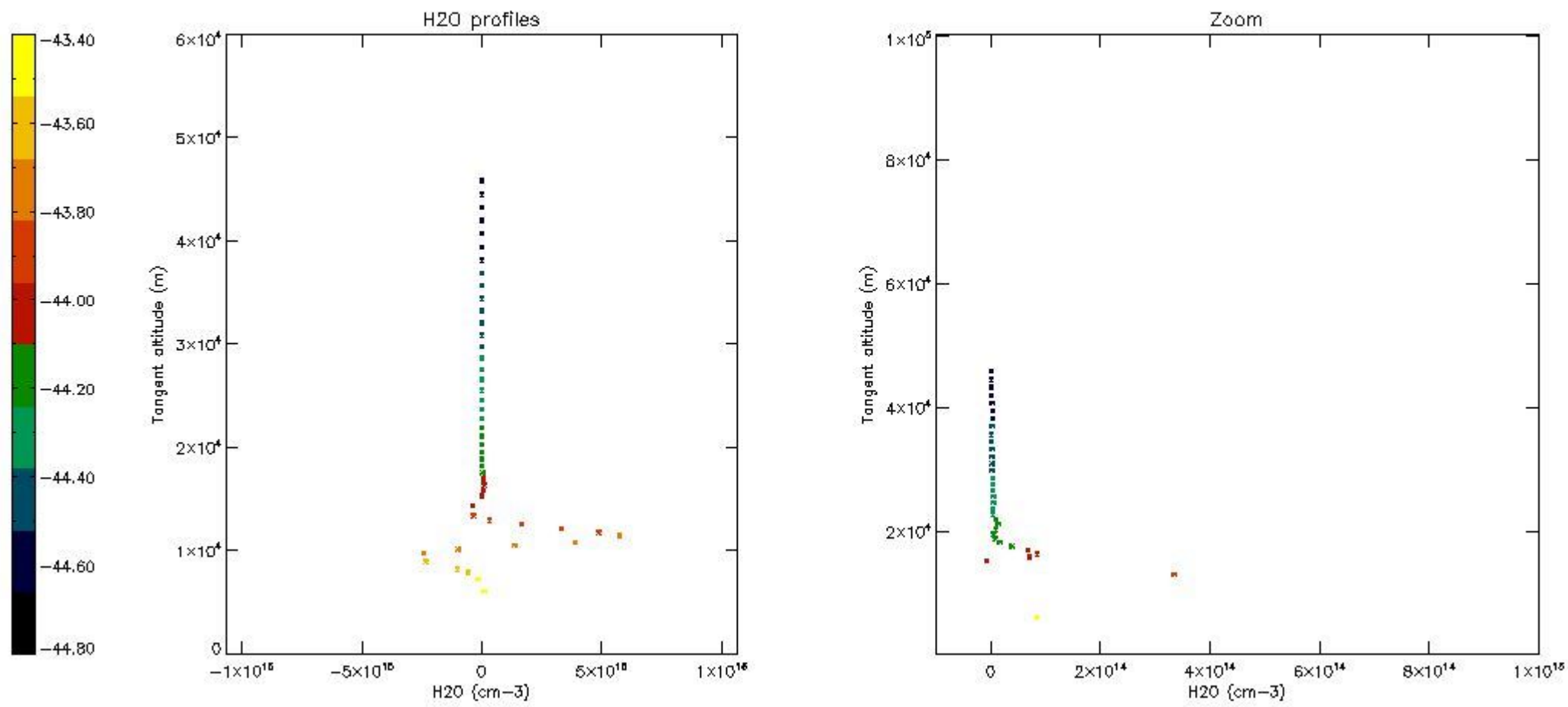
5.7 Plot NO3 profiles for all STD (dark without errors)

The colorbar represents the latitude.



5.8 Plot H2O profiles for all STD (only for occultations of stars 1,2,3,4,13,14,16,26,63 dark without errors)

The colorbar represents the latitude.



6. Auxiliary Data Files used for the production reported in section 2

The number reported in the third column indicates since which file (see list in section 2) the corresponding auxiliary file has been used. The fourth column is the date of those product files.

Type	Auxiliary Filename	Used since product	Used since product date
INST_PHYS_CHARACTERISTICS	GOM_INS_AXVIEC20091111_143220_20030716_120000_20500101_000000	1	12-SEP-2009 00:05:30
LEVEL-2_PROC_CONFIG	GOM_PR2_AXVIEC20091111_152718_20020301_000000_20500101_000000	1	12-SEP-2009 00:05:30
CROSS_SECTIONS_FILE	GOM_CR2_AXVIEC20091111_154832_20020301_000000_20500101_000000	1	12-SEP-2009 00:05:30

GOMOS Level 2 Daily Report

SUMMARY

[1. General Info](#)

[2. Summary of processed GOM_NL_2P products](#)

[3. Level 2 Quality information per product](#)

[3.1 Plot of level 2 quality information per product \(time dependant\)](#)

[3.2 Plot of level 2 quality information per product \(world map\)](#)

[4. Level 1 Quality information per product \(stored on level 2 products\)](#)

[4.1 Plot of level 1 quality information per product \(time dependant\)](#)

[4.1.1 Plot of level 1 quality information per product \(time dependant\): ASCENDING](#)

[4.1.2 Plot of level 1 quality information per product \(time dependant\): DESCENDING](#)

[4.2 Plot of level 1 quality information per product \(world map\)](#)

[4.2.1 Plot of level 1 quality information per product \(world map\): ASCENDING](#)

[4.2.2 Plot of level 1 quality information per product \(world map\): DESCENDING](#)

[5. Ozone profiles based on quality statistics and other trace gas profiles](#)

[5.1 Ozone statistics based on quality of products](#)

[5.2 Plot ozone profiles for all STD \(dark without errors\)](#)

[5.3 Plot ozone profiles where STD < 20% \(dark without errors\)](#)

[5.4. Plot ozone profiles where STD < 10% \(dark without errors\)](#)

[5.5. Plot ozone profiles where STD < 5% \(dark without errors\)](#)

[5.6 Plot NO2 profiles for all STD \(dark without errors\)](#)

[5.7 Plot NO3 profiles for all STD \(dark without errors\)](#)

[5.8 Plot H2O profiles \(only for occultations of stars 1,2,3,4,13,14,16,26,63 dark without errors\) for all STD](#)

[6. Auxiliary Data Files used for the production reported in section 2](#)

This report presents the daily analysis on parameters extracted from GOMOS level 2 data (GOM_NL__2P). It is intended to monitor some important parameters that will impact the quality of these products. A list of level 2 products (and content) that have arrived during the reporting day to the PCF is also given.

Item	Value
Time of report generation	26APR2013 12:40:47
Data source version	GOMOS/6.01
Start time of products	12-09-2009 (12SEP2009 00:00:00)
Stop time of products	13-09-2009 (13SEP2009 00:00:00)
Store outputs in DB	Yes
Nb of level 2 prods	219
Nb of prods with errors	0

2. Summary of processed GOM_NL__2P products.

Nr	Filename	UTC Start time	Limb	Duration	Star Id	Star Name	Star Mag	Star Temp	Nb Meas	Orbit	Prod. error
1	GOM_NL__2PRFIN20090912_000530_000000642082_00259_39391_5529.N1	12-SEP-2009 00:05:30	Dark	64.000	1	9Alp CMa	-1.4400	11000.	128	39391	No
2	GOM_NL__2PRFIN20090912_000754_000000482082_00259_39391_5530.N1	12-SEP-2009 00:07:54	Dark	48.000	23	21Eps CMa	1.5020	26000.	96	39391	No
3	GOM_NL__2PRFIN20090912_001330_000000502082_00259_39391_5531.N1	12-SEP-2009 00:13:30	Dark	50.000	108	Alp Col	2.6520	15200.	100	39391	No
4	GOM_NL__2PRFIN20090912_002541_000000552082_00260_39392_5533.N1	12-SEP-2009 00:25:41	Dark	54.500	157	The1Eri	2.9060	9300.0	109	39392	No
5	GOM_NL__2PRFIN20090912_003156_000000452082_00260_39392_5534.N1	12-SEP-2009 00:31:56	Straylight	45.000	84	Alp Phe	2.3970	4500.0	90	39392	No
6	GOM_NL__2PRFIN20090912_003951_000000582082_00260_39392_5535.N1	12-SEP-2009 00:39:51	Twilight	58.000	52	16Bet Cet	2.0370	4500.0	116	39392	No
7	GOM_NL__2PRFIN20090912_005103_000000412082_00260_39392_5536.N1	12-SEP-2009 00:51:03	Bright	40.500	90	54Alp Peg	2.4870	11000.	81	39392	No
8	GOM_NL__2PRFIN20090912_005517_000000392082_00260_39392_5537.N1	12-SEP-2009 00:55:17	Bright	39.000	164	44Eta Peg	2.9480	5400.0	78	39392	No
9	GOM_NL__2PRFIN20090912_005732_000000512082_00260_39392_5538.N1	12-SEP-2009 00:57:32	Bright	51.000	58	21Alp And	2.0730	11000.	102	39392	No
10	GOM_NL__2PRFIN20090912_010526_000000392082_00260_39392_5539.N1	12-SEP-2009 01:05:26	Bright	38.500	74	11Bet Cas	2.2680	6600.0	77	39392	No
11	GOM_NL__2PRFIN20090912_010720_000000402082_00260_39392_5540.N1	12-SEP-2009 01:07:20	Bright	40.000	76	27Gam Cas	2.3000	30000.	80	39392	No
12	GOM_NL__2PRFIN20090912_012413_000000522082_00260_39392_5541.N1	12-SEP-2009 01:24:13	Bright	51.500	42	34Bet Aur	1.9000	10200.	103	39392	No
13	GOM_NL__2PRFIN20090912_012906_000000552082_00260_39392_5542.N1	12-SEP-2009 01:29:06	Bright	55.000	24	66Alp Gem	1.5800	10200.	110	39392	No
14	GOM_NL__2PRFIN20090912_013542_000000632082_00260_39392_5543.N1	12-SEP-2009 01:35:42	Twilight	62.500	44	24Gam Gem	1.9280	11000.	125	39392	No
15	GOM_NL__2PRFIN20090912_013728_000000602082_00260_39392_5544.N1	12-SEP-2009 01:37:28	Twilight	59.500	8	10Alp CMi	0.40000	6500.0	119	39392	No
16	GOM_NL__2PRFIN20090912_014607_000000622082_00260_39392_5545.N1	12-SEP-2009 01:46:07	Dark	62.000	1	9Alp CMa	-1.4400	11000.	124	39392	No
17	GOM_NL__2PRFIN20090912_014831_000000492082_00260_39392_5546.N1	12-SEP-2009 01:48:31	Dark	48.500	23	21Eps CMa	1.5020	26000.	97	39392	No
18	GOM_NL__2PRFIN20090912_020618_000000572082_00261_39393_5547.N1	12-SEP-2009 02:06:18	Dark	56.500	157	The1Eri	2.9060	9300.0	113	39393	No
19	GOM_NL__2PRFIN20090912_021232_000000482082_00261_39393_5548.N1	12-SEP-2009 02:12:32	Straylight	47.500	84	Alp Phe	2.3970	4500.0	95	39393	No
20	GOM_NL__2PRFIN20090912_022027_000000582082_00261_39393_5549.N1	12-SEP-2009 02:20:27	Twilight	58.000	52	16Bet Cet	2.0370	4500.0	116	39393	No
21	GOM_NL__2PRFIN20090912_023139_000000412082_00261_39393_5550.N1	12-SEP-2009 02:31:39	Bright	40.500	90	54Alp Peg	2.4870	11000.	81	39393	No
22	GOM_NL__2PRFIN20090912_023553_000000572082_00261_39393_5551.N1	12-SEP-2009 02:35:53	Bright	57.000	164	44Eta Peg	2.9480	5400.0	114	39393	No
23	GOM_NL__2PRFIN20090912_023807_000000522082_00261_39393_5552.N1	12-SEP-2009 02:38:07	Bright	51.500	58	21Alp And	2.0730	11000.	103	39393	No
24	GOM_NL__2PRFIN20090912_024602_000000422082_00261_39393_5553.N1	12-SEP-2009 02:46:02	Bright	42.000	74	11Bet Cas	2.2680	6600.0	84	39393	No
25	GOM_NL__2PRFIN20090912_024756_000000442082_00261_39393_5554.N1	12-SEP-2009 02:47:56	Bright	43.500	76	27Gam Cas	2.3000	30000.	87	39393	No
26	GOM_NL__2PRFIN20090912_030448_000000532082_00261_39393_5555.N1	12-SEP-2009 03:04:48	Bright	53.000	42	34Bet Aur	1.9000	10200.	106	39393	No
27	GOM_NL__2PRFIN20090912_030942_000000552082_00261_39393_5556.N1	12-SEP-2009 03:09:42	Bright	54.500	24	66Alp Gem	1.5800	10200.	109	39393	No
28	GOM_NL__2PRFIN20090912_031619_000000642082_00261_39393_5557.N1	12-SEP-2009 03:16:19	Twilight	64.000	44	24Gam Gem	1.9280	11000.	128	39393	No
29	GOM_NL__2PRFIN20090912_031804_000000512082_00261_39393_5558.N1	12-SEP-2009 03:18:04	Twilight	51.000	8	10Alp CMi	0.40000	6500.0	102	39393	No
30	GOM_NL__2PRFIN20090912_032644_000000632082_00261_39393_5559.N1	12-SEP-2009 03:26:44	Dark	63.000	1	9Alp CMa	-1.4400	11000.	126	39393	No
31	GOM_NL__2PRFIN20090912_032908_000000432082_00261_39393_5560.N1	12-SEP-2009 03:29:08	Dark	43.000	23	21Eps CMa	1.5020	26000.	86	39393	No
32	GOM_NL__2PRFIN20090912_033444_000000502082_00261_39393_5561.N1	12-SEP-2009 03:34:44	Dark	50.000	108	Alp Col	2.6520	15200.	100	39393	No
33	GOM_NL__2PRFIN20090912_034655_000000572082_00262_39394_5563.N1	12-SEP-2009 03:46:55	Dark	56.500	157	The1Eri	2.9060	9300.0	113	39394	No
34	GOM_NL__2PRFIN20090912_035309_000000492082_00262_39394_5564.N1	12-SEP-2009 03:53:09	Straylight	48.500	84	Alp Phe	2.3970	4500.0	97	39394	No
35	GOM_NL__2PRFIN20090912_040104_000000622082_00262_39394_5565.N1	12-SEP-2009 04:01:04	Twilight	61.500	52	16Bet Cet	2.0370	4500.0	123	39394	No
36	GOM_NL__2PRFIN20090912_041215_000000422082_00262_39394_5566.N1	12-SEP-2009 04:12:15	Bright	42.000	90	54Alp Peg	2.4870	11000.	84	39394	No
37	GOM_NL__2PRFIN20090912_041629_000000392082_00262_39394_5567.N1	12-SEP-2009 04:16:29	Bright	38.500	164	44Eta Peg	2.9480	5400.0	77	39394	No
38	GOM_NL__2PRFIN20090912_041842_000000632082_00262_39394_5568.N1	12-SEP-2009 04:18:42	Bright	63.000	58	21Alp And	2.0730	11000.	126	39394	No
39	GOM_NL__2PRFIN20090912_042637_000000422082_00262_39394_5569.N1	12-SEP-2009 04:26:37	Bright	41.500	74	11Bet Cas	2.2680	6600.0	83	39394	No
40	GOM_NL__2PRFIN20090912_042831_000000432082_00262_39394_5570.N1	12-SEP-2009 04:28:31	Bright	43.000	76	27Gam Cas	2.3000	30000.	86	39394	No
41	GOM_NL__2PRFIN20090912_044524_000000542082_00262_39394_5571.N1	12-SEP-2009 04:45:24	Bright	53.500	42	34Bet Aur	1.9000	10200.	107	39394	No
42	GOM_NL__2PRFIN20090912_045018_000000602082_00262_39394_5572.N1	12-SEP-2009 04:50:18	Bright	60.000	24	66Alp Gem	1.5800	10200.	120	39394	No

43	GOM_NL__2PRFIN20090912_045840_000000582082_00262_39394_5573.N1	12-SEP-2009 04:58:40	Twilight	58.000	8	10Alp CMi	0.40000	6500.0	116	39394	No
44	GOM_NL__2PRFIN20090912_050721_000000562082_00262_39394_5574.N1	12-SEP-2009 05:07:21	Dark	56.000	1	9Alp CMa	-1.4400	11000.	112	39394	No
45	GOM_NL__2PRFIN20090912_050944_000000482082_00262_39394_5575.N1	12-SEP-2009 05:09:44	Dark	47.500	23	21Eps CMa	1.5020	26000.	95	39394	No
46	GOM_NL__2PRFIN20090912_051159_000000462082_00262_39394_5576.N1	12-SEP-2009 05:11:59	Dark	45.500	177	1Zet CMa	3.0220	26000.	91	39394	No
47	GOM_NL__2PRFIN20090912_051521_000000512082_00262_39394_5577.N1	12-SEP-2009 05:15:21	Dark	50.500	108	Alp Col	2.6520	15200.	101	39394	No
48	GOM_NL__2PRFIN20090912_052732_000000552082_00263_39395_5590.N1	12-SEP-2009 05:27:32	Dark	55.000	157	The1Eri	2.9060	9300.0	110	39395	No
49	GOM_NL__2PRFIN20090912_053345_000000452082_00263_39395_5591.N1	12-SEP-2009 05:33:45	Straylight	44.500	84	Alp Phe	2.3970	4500.0	89	39395	No
50	GOM_NL__2PRFIN20090912_054140_000000622082_00263_39395_5592.N1	12-SEP-2009 05:41:40	Twi_and_stray	62.000	52	16Bet Cet	2.0370	4500.0	124	39395	No
51	GOM_NL__2PRFIN20090912_055251_000000412082_00263_39395_5593.N1	12-SEP-2009 05:52:51	Bright	40.500	90	54Alp Peg	2.4870	11000.	81	39395	No
52	GOM_NL__2PRFIN20090912_055705_000000552082_00263_39395_5594.N1	12-SEP-2009 05:57:05	Bright	55.000	164	44Eta Peg	2.9480	5400.0	110	39395	No
53	GOM_NL__2PRFIN20090912_055917_000000512082_00263_39395_5595.N1	12-SEP-2009 05:59:17	Bright	50.500	58	21Alp And	2.0730	11000.	101	39395	No
54	GOM_NL__2PRFIN20090912_060713_000000422082_00263_39395_5596.N1	12-SEP-2009 06:07:13	Bright	42.000	74	11Bet Cas	2.2680	6600.0	84	39395	No
55	GOM_NL__2PRFIN20090912_060906_000000432082_00263_39395_5597.N1	12-SEP-2009 06:09:06	Bright	43.000	76	27Gam Cas	2.3000	30000.	86	39395	No
56	GOM_NL__2PRFIN20090912_062600_000000542082_00263_39395_5598.N1	12-SEP-2009 06:26:00	Bright	54.000	42	34Bet Aur	1.9000	10200.	108	39395	No
57	GOM_NL__2PRFIN20090912_063055_000000432082_00263_39395_5599.N1	12-SEP-2009 06:30:55	Bright	43.000	24	66Alp Gem	1.5800	10200.	86	39395	No
58	GOM_NL__2PRFIN20090912_063917_000000542082_00263_39395_5600.N1	12-SEP-2009 06:39:17	Twilight	53.500	8	10Alp CMi	0.40000	6500.0	107	39395	No
59	GOM_NL__2PRFIN20090912_064757_000000542082_00263_39395_5601.N1	12-SEP-2009 06:47:57	Dark	54.000	1	9Alp CMa	-1.4400	11000.	108	39395	No
60	GOM_NL__2PRFIN20090912_065021_000000462082_00263_39395_5602.N1	12-SEP-2009 06:50:21	Dark	45.500	23	21Eps CMa	1.5020	26000.	91	39395	No
61	GOM_NL__2PRFIN20090912_065236_000000462082_00263_39395_5603.N1	12-SEP-2009 06:52:36	Dark	45.500	177	1Zet CMa	3.0220	26000.	91	39395	No
62	GOM_NL__2PRFIN20090912_065558_000000512082_00263_39395_5604.N1	12-SEP-2009 06:55:58	Dark	50.500	108	Alp Col	2.6520	15200.	101	39395	No
63	GOM_NL__2PRFIN20090912_070809_000000552082_00264_39396_5630.N1	12-SEP-2009 07:08:09	Dark	55.000	157	The1Eri	2.9060	9300.0	110	39396	No
64	GOM_NL__2PRFIN20090912_071421_000000472082_00264_39396_5631.N1	12-SEP-2009 07:14:21	Straylight	46.500	84	Alp Phe	2.3970	4500.0	93	39396	No
65	GOM_NL__2PRFIN20090912_072216_000000612082_00264_39396_5632.N1	12-SEP-2009 07:22:16	Twi_and_stray	60.500	52	16Bet Cet	2.0370	4500.0	121	39396	No
66	GOM_NL__2PRFIN20090912_073327_000000502082_00264_39396_5633.N1	12-SEP-2009 07:33:27	Bright	50.000	90	54Alp Peg	2.4870	11000.	100	39396	No
67	GOM_NL__2PRFIN20090912_073740_000000462082_00264_39396_5634.N1	12-SEP-2009 07:37:40	Bright	46.000	164	44Eta Peg	2.9480	5400.0	92	39396	No
68	GOM_NL__2PRFIN20090912_073952_000000492082_00264_39396_5635.N1	12-SEP-2009 07:39:52	Bright	49.000	58	21Alp And	2.0730	11000.	98	39396	No
69	GOM_NL__2PRFIN20090912_074748_000000412082_00264_39396_5636.N1	12-SEP-2009 07:47:48	Bright	41.000	74	11Bet Cas	2.2680	6600.0	82	39396	No
70	GOM_NL__2PRFIN20090912_074942_000000432082_00264_39396_5637.N1	12-SEP-2009 07:49:42	Bright	43.000	76	27Gam Cas	2.3000	30000.	86	39396	No
71	GOM_NL__2PRFIN20090912_080635_000000532082_00264_39396_5638.N1	12-SEP-2009 08:06:35	Bright	52.500	42	34Bet Aur	1.9000	10200.	105	39396	No
72	GOM_NL__2PRFIN20090912_081131_000000602082_00264_39396_5639.N1	12-SEP-2009 08:11:31	Bright	60.000	24	66Alp Gem	1.5800	10200.	120	39396	No
73	GOM_NL__2PRFIN20090912_081953_000000532082_00264_39396_5640.N1	12-SEP-2009 08:19:53	Twilight	53.000	8	10Alp CMi	0.40000	6500.0	106	39396	No
74	GOM_NL__2PRFIN20090912_082834_000000552082_00264_39396_5641.N1	12-SEP-2009 08:28:34	Dark	54.500	1	9Alp CMa	-1.4400	11000.	109	39396	No
75	GOM_NL__2PRFIN20090912_083058_000000442082_00264_39396_5642.N1	12-SEP-2009 08:30:58	Dark	44.000	23	21Eps CMa	1.5020	26000.	88	39396	No
76	GOM_NL__2PRFIN20090912_083313_000000462082_00264_39396_5643.N1	12-SEP-2009 08:33:13	Dark	45.500	177	1Zet CMa	3.0220	26000.	91	39396	No
77	GOM_NL__2PRFIN20090912_083635_000000502082_00264_39396_5644.N1	12-SEP-2009 08:36:35	Dark	49.500	108	Alp Col	2.6520	15200.	99	39396	No
78	GOM_NL__2PRFIN20090912_084846_000000552082_00265_39397_5636.N1	12-SEP-2009 08:48:46	Dark	55.000	157	The1Eri	2.9060	9300.0	110	39397	No
79	GOM_NL__2PRFIN20090912_085458_000000542082_00265_39397_5637.N1	12-SEP-2009 08:54:58	Straylight	53.500	84	Alp Phe	2.3970	4500.0	107	39397	No
80	GOM_NL__2PRFIN20090912_090252_000000612082_00265_39397_5638.N1	12-SEP-2009 09:02:52	Twi_and_stray	61.000	52	16Bet Cet	2.0370	4500.0	122	39397	No
81	GOM_NL__2PRFIN20090912_091402_000000412082_00265_39397_5639.N1	12-SEP-2009 09:14:02	Bright	41.000	90	54Alp Peg	2.4870	11000.	82	39397	No
82	GOM_NL__2PRFIN20090912_091816_000000562082_00265_39397_5640.N1	12-SEP-2009 09:18:16	Bright	56.000	164	44Eta Peg	2.9480	5400.0	112	39397	No
83	GOM_NL__2PRFIN20090912_092027_000000692082_00265_39397_5641.N1	12-SEP-2009 09:20:27	Bright	69.000	58	21Alp And	2.0730	11000.	138	39397	No
84	GOM_NL__2PRFIN20090912_092824_000000422082_00265_39397_5642.N1	12-SEP-2009 09:28:24	Bright	41.500	74	11Bet Cas	2.2680	6600.0	83	39397	No
85	GOM_NL__2PRFIN20090912_093017_000000442082_00265_39397_5643.N1	12-SEP-2009 09:30:17	Bright	44.000	76	27Gam Cas	2.3000	30000.	88	39397	No
86	GOM_NL__2PRFIN20090912_094711_000000562082_00265_39397_5644.N1	12-SEP-2009 09:47:11	Bright	56.000	42	34Bet Aur	1.9000	10200.	112	39397	No
87	GOM_NL__2PRFIN20090912_095207_000000452082_00265_39397_5645.N1	12-SEP-2009 09:52:07	Bright	44.500	24	66Alp Gem	1.5800	10200.	89	39397	No
88	GOM_NL__2PRFIN20090912_100030_000000532082_00265_39397_5646.N1	12-SEP-2009 10:00:30	Twilight	52.500	8	10Alp CMi	0.40000	6500.0	105	39397	No
89	GOM_NL__2PRFIN20090912_100911_000000672082_00265_39397_5647.N1	12-SEP-2009 10:09:11	Dark	66.500	1	9Alp CMa	-1.4400	11000.	133	39397	No
90	GOM_NL__2PRFIN20090912_101134_000000462082_00265_39397_5648.N1	12-SEP-2009 10:11:34	Dark	45.500	23	21Eps CMa	1.5020	26000.	91	39397	No
91	GOM_NL__2PRFIN20090912_101350_000000462082_00265_39397_5649.N1	12-SEP-2009 10:13:50	Dark	46.000	177	1Zet CMa	3.0220	26000.	92	39397	No
92	GOM_NL__2PRFIN20090912_101712_000000512082_00265_39397_5650.N1	12-SEP-2009 10:17:12	Dark	50.500	108	Alp Col	2.6520	15200.	101	39397	No
93	GOM_NL__2PRFIN20090912_102923_000000562082_00266_39398_5658.N1	12-SEP-2009 10:29:23	Dark	55.500	157	The1Eri	2.9060	9300.0	111	39398	No
94	GOM_NL__2PRFIN20090912_103534_000000482082_00266_39398_5659.N1	12-SEP-2009 10:35:34	Straylight	48.000	84	Alp Phe	2.3970	4500.0	96	39398	No
95	GOM_NL__2PRFIN20090912_104328_000000622082_00266_39398_5660.N1	12-SEP-2009 10:43:28	Twi_and_stray	61.500	52	16Bet Cet	2.0370	4500.0	123	39398	No
96	GOM_NL__2PRFIN20090912_105438_000000412082_00266_39398_5661.N1	12-SEP-2009 10:54:38	Bright	41.000	90	54Alp Peg	2.4870	11000.	82	39398	No
97	GOM_NL__2PRFIN20090912_105852_000000372082_00266_39398_5662.N1	12-SEP-2009 10:58:52	Bright	37.000	164	44Eta Peg	2.9480	5400.0	74	39398	No
98	GOM_NL__2PRFIN20090912_110102_000000512082_00266_39398_5663.N1	12-SEP-2009 11:01:02	Bright	51.000	58	21Alp And	2.0730	11000.	102	39398	No
99	GOM_NL__2PRFIN20090912_110859_000000422082_00266_39398_5664.N1	12-SEP-2009 11:08:59	Bright	41.500	74	11Bet Cas	2.2680	6600.0	83	39398	No
100	GOM_NL__2PRFIN20090912_111052_000000442082_00266_39398_5665.N1	12-SEP-2009 11:10:52	Bright	44.000	76	27Gam Cas	2.3000	30000.	88	39398	No
101	GOM_NL__2PRFIN20090912_112747_000000562082_00266_39398_5666.N1	12-SEP-2009 11:27:47	Bright	56.000	42	34Bet Aur	1.9000	10200.	112	39398	No

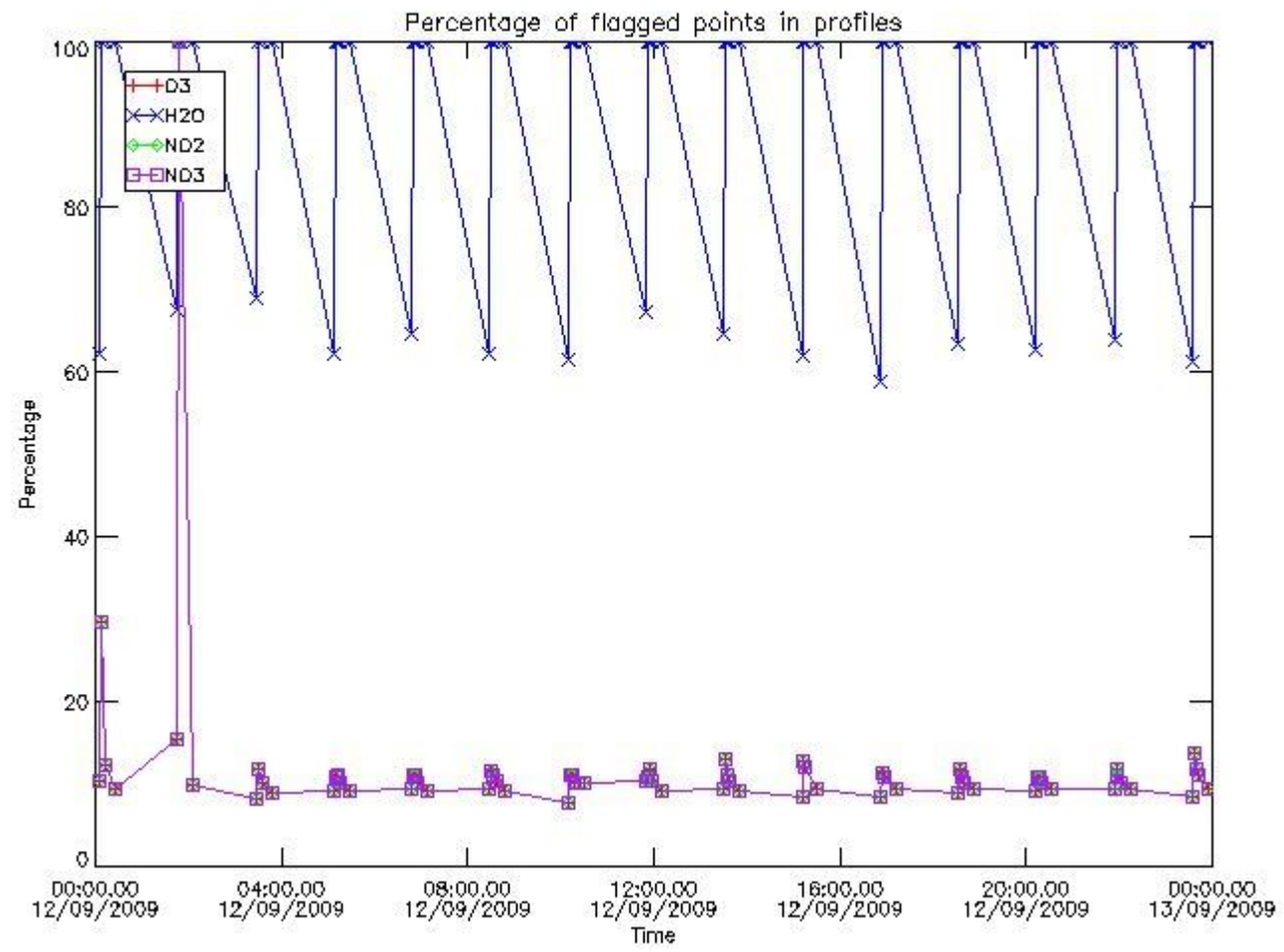
102	GOM_NL__2PRFIN20090912_113243_000000452082_00266_39398_5667.N1	12-SEP-2009 11:32:43	Bright	44.500	24	66Alp Gem	1.5800	10200.	89	39398	No
103	GOM_NL__2PRFIN20090912_113546_000000622082_00266_39398_5668.N1	12-SEP-2009 11:35:46	Twilight	61.500	170	27Eps Gem	3.0000	9700.0	123	39398	No
104	GOM_NL__2PRFIN20090912_114106_000000522082_00266_39398_5669.N1	12-SEP-2009 11:41:06	Twilight	52.000	8	10Alp CMi	0.40000	6500.0	104	39398	No
105	GOM_NL__2PRFIN20090912_114948_000000542082_00266_39398_5670.N1	12-SEP-2009 11:49:48	Dark	54.000	1	9Alp CMA	-1.4400	11000.	108	39398	No
106	GOM_NL__2PRFIN20090912_115211_000000472082_00266_39398_5671.N1	12-SEP-2009 11:52:11	Dark	47.000	23	21Eps CMA	1.5020	26000.	94	39398	No
107	GOM_NL__2PRFIN20090912_115427_000000472082_00266_39398_5672.N1	12-SEP-2009 11:54:27	Dark	47.000	177	1Zet CMA	3.0220	26000.	94	39398	No
108	GOM_NL__2PRFIN20090912_115749_000000492082_00266_39398_5673.N1	12-SEP-2009 11:57:49	Dark	49.000	108	Alp Col	2.6520	15200.	98	39398	No
109	GOM_NL__2PRFIN20090912_121000_000000552082_00267_39399_5673.N1	12-SEP-2009 12:10:00	Dark	55.000	157	The1Eri	2.9060	9300.0	110	39399	No
110	GOM_NL__2PRFIN20090912_121611_000000452082_00267_39399_5674.N1	12-SEP-2009 12:16:11	Straylight	45.000	84	Alp Phe	2.3970	4500.0	90	39399	No
111	GOM_NL__2PRFIN20090912_122404_000000612082_00267_39399_5675.N1	12-SEP-2009 12:24:04	Twilight	61.000	52	16Bet Cet	2.0370	4500.0	122	39399	No
112	GOM_NL__2PRFIN20090912_123513_000000412082_00267_39399_5676.N1	12-SEP-2009 12:35:13	Bright	40.500	90	54Alp Peg	2.4870	11000.	81	39399	No
113	GOM_NL__2PRFIN20090912_123927_000000382082_00267_39399_5677.N1	12-SEP-2009 12:39:27	Bright	37.500	164	44Eta Peg	2.9480	5400.0	75	39399	No
114	GOM_NL__2PRFIN20090912_124137_000000522082_00267_39399_5678.N1	12-SEP-2009 12:41:37	Bright	51.500	58	21Alp And	2.0730	11000.	103	39399	No
115	GOM_NL__2PRFIN20090912_124934_000000422082_00267_39399_5679.N1	12-SEP-2009 12:49:34	Bright	41.500	74	11Bet Cas	2.2680	6600.0	83	39399	No
116	GOM_NL__2PRFIN20090912_125128_000000422082_00267_39399_5680.N1	12-SEP-2009 12:51:28	Bright	42.000	76	27Gam Cas	2.3000	30000.	84	39399	No
117	GOM_NL__2PRFIN20090912_130822_000000542082_00267_39399_5681.N1	12-SEP-2009 13:08:22	Bright	54.000	42	34Bet Aur	1.9000	10200.	108	39399	No
118	GOM_NL__2PRFIN20090912_131319_000000422082_00267_39399_5682.N1	12-SEP-2009 13:13:19	Bright	42.000	24	66Alp Gem	1.5800	10200.	84	39399	No
119	GOM_NL__2PRFIN20090912_131622_000000592082_00267_39399_5683.N1	12-SEP-2009 13:16:22	Twilight	59.000	170	27Eps Gem	3.0000	9700.0	118	39399	No
120	GOM_NL__2PRFIN20090912_132142_000000522082_00267_39399_5684.N1	12-SEP-2009 13:21:42	Twilight	52.000	8	10Alp CMi	0.40000	6500.0	104	39399	No
121	GOM_NL__2PRFIN20090912_133025_000000542082_00267_39399_5685.N1	12-SEP-2009 13:30:25	Dark	54.000	1	9Alp CMA	-1.4400	11000.	108	39399	No
122	GOM_NL__2PRFIN20090912_133247_000000432082_00267_39399_5686.N1	12-SEP-2009 13:32:47	Dark	43.000	23	21Eps CMA	1.5020	26000.	86	39399	No
123	GOM_NL__2PRFIN20090912_133504_000000462082_00267_39399_5687.N1	12-SEP-2009 13:35:04	Dark	46.000	177	1Zet CMA	3.0220	26000.	92	39399	No
124	GOM_NL__2PRFIN20090912_133826_000000492082_00267_39399_5688.N1	12-SEP-2009 13:38:26	Dark	49.000	108	Alp Col	2.6520	15200.	98	39399	No
125	GOM_NL__2PRFIN20090912_135037_000000562082_00268_39400_5725.N1	12-SEP-2009 13:50:37	Dark	55.500	157	The1Eri	2.9060	9300.0	111	39400	No
126	GOM_NL__2PRFIN20090912_135647_000000462082_00268_39400_5726.N1	12-SEP-2009 13:56:47	Straylight	45.500	84	Alp Phe	2.3970	4500.0	91	39400	No
127	GOM_NL__2PRFIN20090912_140440_000000602082_00268_39400_5727.N1	12-SEP-2009 14:04:40	Twilight	60.000	52	16Bet Cet	2.0370	4500.0	120	39400	No
128	GOM_NL__2PRFIN20090912_141549_000000402082_00268_39400_5728.N1	12-SEP-2009 14:15:49	Bright	39.500	90	54Alp Peg	2.4870	11000.	79	39400	No
129	GOM_NL__2PRFIN20090912_142003_000000562082_00268_39400_5729.N1	12-SEP-2009 14:20:03	Bright	56.000	164	44Eta Peg	2.9480	5400.0	112	39400	No
130	GOM_NL__2PRFIN20090912_142212_000000682082_00268_39400_5730.N1	12-SEP-2009 14:22:12	Bright	68.000	58	21Alp And	2.0730	11000.	136	39400	No
131	GOM_NL__2PRFIN20090912_143010_000000422082_00268_39400_5731.N1	12-SEP-2009 14:30:10	Bright	42.000	74	11Bet Cas	2.2680	6600.0	84	39400	No
132	GOM_NL__2PRFIN20090912_143203_000000422082_00268_39400_5732.N1	12-SEP-2009 14:32:03	Bright	41.500	76	27Gam Cas	2.3000	30000.	83	39400	No
133	GOM_NL__2PRFIN20090912_144858_000000542082_00268_39400_5733.N1	12-SEP-2009 14:48:58	Bright	54.000	42	34Bet Aur	1.9000	10200.	108	39400	No
134	GOM_NL__2PRFIN20090912_145355_000000602082_00268_39400_5734.N1	12-SEP-2009 14:53:55	Bright	60.000	24	66Alp Gem	1.5800	10200.	120	39400	No
135	GOM_NL__2PRFIN20090912_145658_000000602082_00268_39400_5735.N1	12-SEP-2009 14:56:58	Twilight	59.500	170	27Eps Gem	3.0000	9700.0	119	39400	No
136	GOM_NL__2PRFIN20090912_150219_000000552082_00268_39400_5736.N1	12-SEP-2009 15:02:19	Twilight	54.500	8	10Alp CMi	0.40000	6500.0	109	39400	No
137	GOM_NL__2PRFIN20090912_151102_000000612082_00268_39400_5737.N1	12-SEP-2009 15:11:02	Dark	61.000	1	9Alp CMA	-1.4400	11000.	122	39400	No
138	GOM_NL__2PRFIN20090912_151324_000000482082_00268_39400_5738.N1	12-SEP-2009 15:13:24	Dark	48.000	23	21Eps CMA	1.5020	26000.	96	39400	No
139	GOM_NL__2PRFIN20090912_151540_000000472082_00268_39400_5739.N1	12-SEP-2009 15:15:40	Dark	46.500	177	1Zet CMA	3.0220	26000.	93	39400	No
140	GOM_NL__2PRFIN20090912_153114_000000542082_00269_39401_5719.N1	12-SEP-2009 15:31:14	Dark	54.000	157	The1Eri	2.9060	9300.0	108	39401	No
141	GOM_NL__2PRFIN20090912_153723_000000442082_00269_39401_5720.N1	12-SEP-2009 15:37:23	Straylight	43.500	84	Alp Phe	2.3970	4500.0	87	39401	No
142	GOM_NL__2PRFIN20090912_154516_000000622082_00269_39401_5721.N1	12-SEP-2009 15:45:16	Twilight	62.000	52	16Bet Cet	2.0370	4500.0	124	39401	No
143	GOM_NL__2PRFIN20090912_155625_000000542082_00269_39401_5722.N1	12-SEP-2009 15:56:25	Bright	53.500	90	54Alp Peg	2.4870	11000.	107	39401	No
144	GOM_NL__2PRFIN20090912_160039_000000392082_00269_39401_5723.N1	12-SEP-2009 16:00:39	Bright	39.000	164	44Eta Peg	2.9480	5400.0	78	39401	No
145	GOM_NL__2PRFIN20090912_160248_000000502082_00269_39401_5724.N1	12-SEP-2009 16:02:48	Bright	49.500	58	21Alp And	2.0730	11000.	99	39401	No
146	GOM_NL__2PRFIN20090912_161045_000000402082_00269_39401_5725.N1	12-SEP-2009 16:10:45	Bright	40.000	74	11Bet Cas	2.2680	6600.0	80	39401	No
147	GOM_NL__2PRFIN20090912_161238_000000452082_00269_39401_5726.N1	12-SEP-2009 16:12:38	Bright	45.000	76	27Gam Cas	2.3000	30000.	90	39401	No
148	GOM_NL__2PRFIN20090912_162934_000000552082_00269_39401_5727.N1	12-SEP-2009 16:29:34	Bright	55.000	42	34Bet Aur	1.9000	10200.	110	39401	No
149	GOM_NL__2PRFIN20090912_163431_000000452082_00269_39401_5728.N1	12-SEP-2009 16:34:31	Bright	44.500	24	66Alp Gem	1.5800	10200.	89	39401	No
150	GOM_NL__2PRFIN20090912_163735_000000592082_00269_39401_5729.N1	12-SEP-2009 16:37:35	Twilight	58.500	170	27Eps Gem	3.0000	9700.0	117	39401	No
151	GOM_NL__2PRFIN20090912_164255_000000482082_00269_39401_5730.N1	12-SEP-2009 16:42:55	Twilight	48.000	8	10Alp CMi	0.40000	6500.0	96	39401	No
152	GOM_NL__2PRFIN20090912_165139_000000602082_00269_39401_5731.N1	12-SEP-2009 16:51:39	Dark	60.000	1	9Alp CMA	-1.4400	11000.	120	39401	No
153	GOM_NL__2PRFIN20090912_165401_000000452082_00269_39401_5732.N1	12-SEP-2009 16:54:01	Dark	45.000	23	21Eps CMA	1.5020	26000.	90	39401	No
154	GOM_NL__2PRFIN20090912_165617_000000472082_00269_39401_5733.N1	12-SEP-2009 16:56:17	Dark	47.000	177	1Zet CMA	3.0220	26000.	94	39401	No
155	GOM_NL__2PRFIN20090912_171151_000000552082_00270_39402_5978.N1	12-SEP-2009 17:11:51	Dark	54.500	157	The1Eri	2.9060	9300.0	109	39402	No
156	GOM_NL__2PRFIN20090912_171759_000000482082_00270_39402_5979.N1	12-SEP-2009 17:17:59	Straylight	48.000	84	Alp Phe	2.3970	4500.0	96	39402	No
157	GOM_NL__2PRFIN20090912_172552_000000622082_00270_39402_5980.N1	12-SEP-2009 17:25:52	Twilight	62.000	52	16Bet Cet	2.0370	4500.0	124	39402	No
158	GOM_NL__2PRFIN20090912_173700_000000412082_00270_39402_5981.N1	12-SEP-2009 17:37:00	Bright	41.000	90	54Alp Peg	2.4870	11000.	82	39402	No
159	GOM_NL__2PRFIN20090912_174114_000000382082_00270_39402_5982.N1	12-SEP-2009 17:41:14	Bright	38.000	164	44Eta Peg	2.9480	5400.0	76	39402	No
160	GOM_NL__2PRFIN20090912_174323_000000492082_00270_39402_5983.N1	12-SEP-2009 17:43:23	Bright	49.000	58	21Alp And	2.0730	11000.	98	39402	No

161	GOM_NL__2PRFIN20090912_175121_000000432082_00270_39402_5984.N1	12-SEP-2009 17:51:21	Bright	42.500	74	11Bet Cas	2.2680	6600.0	85	39402	No
162	GOM_NL__2PRFIN20090912_175314_000000442082_00270_39402_5985.N1	12-SEP-2009 17:53:14	Bright	43.500	76	27Gam Cas	2.3000	30000.	87	39402	No
163	GOM_NL__2PRFIN20090912_181009_000000532082_00270_39402_5986.N1	12-SEP-2009 18:10:09	Bright	52.500	42	34Bet Aur	1.9000	10200.	105	39402	No
164	GOM_NL__2PRFIN20090912_181507_000000452082_00270_39402_5987.N1	12-SEP-2009 18:15:07	Bright	45.000	24	66Alp Gem	1.5800	10200.	90	39402	No
165	GOM_NL__2PRFIN20090912_181811_000000592082_00270_39402_5988.N1	12-SEP-2009 18:18:11	Twilight	58.500	170	27Eps Gem	3.0000	9700.0	117	39402	No
166	GOM_NL__2PRFIN20090912_182331_000000522082_00270_39402_5989.N1	12-SEP-2009 18:23:31	Twilight	51.500	8	10Alp CMi	0.40000	6500.0	103	39402	No
167	GOM_NL__2PRFIN20090912_183216_000000572082_00270_39402_5990.N1	12-SEP-2009 18:32:16	Dark	56.500	1	9Alp CMA	-1.4400	11000.	113	39402	No
168	GOM_NL__2PRFIN20090912_183438_000000442082_00270_39402_5991.N1	12-SEP-2009 18:34:38	Dark	43.500	23	21Eps CMA	1.5020	26000.	87	39402	No
169	GOM_NL__2PRFIN20090912_183654_000000472082_00270_39402_5992.N1	12-SEP-2009 18:36:54	Dark	46.500	177	1Zet CMA	3.0220	26000.	93	39402	No
170	GOM_NL__2PRFIN20090912_184018_000000512082_00270_39402_5993.N1	12-SEP-2009 18:40:18	Dark	50.500	108	Alp Col	2.6520	15200.	101	39402	No
171	GOM_NL__2PRFIN20090912_185228_000000542082_00271_39403_5968.N1	12-SEP-2009 18:52:28	Dark	54.000	157	The1Eri	2.9060	9300.0	108	39403	No
172	GOM_NL__2PRFIN20090912_185836_000000452082_00271_39403_5969.N1	12-SEP-2009 18:58:36	Straylight	45.000	84	Alp Phe	2.3970	4500.0	90	39403	No
173	GOM_NL__2PRFIN20090912_190628_000000622082_00271_39403_5970.N1	12-SEP-2009 19:06:28	Twilight	61.500	52	16Bet Cet	2.0370	4500.0	123	39403	No
174	GOM_NL__2PRFIN20090912_191736_000000412082_00271_39403_5971.N1	12-SEP-2009 19:17:36	Bright	40.500	90	54Alp Peg	2.4870	11000.	81	39403	No
175	GOM_NL__2PRFIN20090912_192150_000000382082_00271_39403_5972.N1	12-SEP-2009 19:21:50	Bright	37.500	164	44Eta Peg	2.9480	5400.0	75	39403	No
176	GOM_NL__2PRFIN20090912_192358_000000492082_00271_39403_5973.N1	12-SEP-2009 19:23:58	Bright	49.000	58	21Alp And	2.0730	11000.	98	39403	No
177	GOM_NL__2PRFIN20090912_193156_000000432082_00271_39403_5974.N1	12-SEP-2009 19:31:56	Bright	42.500	74	11Bet Cas	2.2680	6600.0	85	39403	No
178	GOM_NL__2PRFIN20090912_193349_000000442082_00271_39403_5975.N1	12-SEP-2009 19:33:49	Bright	43.500	76	27Gam Cas	2.3000	30000.	87	39403	No
179	GOM_NL__2PRFIN20090912_195045_000000552082_00271_39403_5976.N1	12-SEP-2009 19:50:45	Bright	55.000	42	34Bet Aur	1.9000	10200.	110	39403	No
180	GOM_NL__2PRFIN20090912_195543_000000382082_00271_39403_5977.N1	12-SEP-2009 19:55:43	Bright	37.500	24	66Alp Gem	1.5800	10200.	75	39403	No
181	GOM_NL__2PRFIN20090912_195847_000000592082_00271_39403_5978.N1	12-SEP-2009 19:58:47	Twilight	59.000	170	27Eps Gem	3.0000	9700.0	118	39403	No
182	GOM_NL__2PRFIN20090912_200408_000000522082_00271_39403_5979.N1	12-SEP-2009 20:04:08	Twilight	52.000	8	10Alp CMi	0.40000	6500.0	104	39403	No
183	GOM_NL__2PRFIN20090912_201253_000000562082_00271_39403_5980.N1	12-SEP-2009 20:12:53	Dark	55.500	1	9Alp CMA	-1.4400	11000.	111	39403	No
184	GOM_NL__2PRFIN20090912_201514_000000472082_00271_39403_5981.N1	12-SEP-2009 20:15:14	Dark	47.000	23	21Eps CMA	1.5020	26000.	94	39403	No
185	GOM_NL__2PRFIN20090912_201731_000000472082_00271_39403_5982.N1	12-SEP-2009 20:17:31	Dark	47.000	177	1Zet CMA	3.0220	26000.	94	39403	No
186	GOM_NL__2PRFIN20090912_202055_000000512082_00271_39403_5983.N1	12-SEP-2009 20:20:55	Dark	50.500	108	Alp Col	2.6520	15200.	101	39403	No
187	GOM_NL__2PRFIN20090912_203305_000000552082_00272_39404_5958.N1	12-SEP-2009 20:33:05	Dark	54.500	157	The1Eri	2.9060	9300.0	109	39404	No
188	GOM_NL__2PRFIN20090912_203912_000000472082_00272_39404_5959.N1	12-SEP-2009 20:39:12	Straylight	46.500	84	Alp Phe	2.3970	4500.0	93	39404	No
189	GOM_NL__2PRFIN20090912_204704_000000612082_00272_39404_5960.N1	12-SEP-2009 20:47:04	Twilight	61.000	52	16Bet Cet	2.0370	4500.0	122	39404	No
190	GOM_NL__2PRFIN20090912_205812_000000482082_00272_39404_5961.N1	12-SEP-2009 20:58:12	Bright	47.500	90	54Alp Peg	2.4870	11000.	95	39404	No
191	GOM_NL__2PRFIN20090912_210226_000000382082_00272_39404_5962.N1	12-SEP-2009 21:02:26	Bright	37.500	164	44Eta Peg	2.9480	5400.0	75	39404	No
192	GOM_NL__2PRFIN20090912_210433_000000512082_00272_39404_5963.N1	12-SEP-2009 21:04:33	Bright	51.000	58	21Alp And	2.0730	11000.	102	39404	No
193	GOM_NL__2PRFIN20090912_211232_000000432082_00272_39404_5964.N1	12-SEP-2009 21:12:32	Bright	42.500	74	11Bet Cas	2.2680	6600.0	85	39404	No
194	GOM_NL__2PRFIN20090912_211424_000000442082_00272_39404_5965.N1	12-SEP-2009 21:14:24	Bright	44.000	76	27Gam Cas	2.3000	30000.	88	39404	No
195	GOM_NL__2PRFIN20090912_213121_000000522082_00272_39404_5966.N1	12-SEP-2009 21:31:21	Bright	51.500	42	34Bet Aur	1.9000	10200.	103	39404	No
196	GOM_NL__2PRFIN20090912_213619_000000402082_00272_39404_5967.N1	12-SEP-2009 21:36:19	Bright	40.000	24	66Alp Gem	1.5800	10200.	80	39404	No
197	GOM_NL__2PRFIN20090912_213923_000000602082_00272_39404_5968.N1	12-SEP-2009 21:39:23	Twilight	59.500	170	27Eps Gem	3.0000	9700.0	119	39404	No
198	GOM_NL__2PRFIN20090912_214444_000000512082_00272_39404_5969.N1	12-SEP-2009 21:44:44	Twilight	50.500	8	10Alp CMi	0.40000	6500.0	101	39404	No
199	GOM_NL__2PRFIN20090912_215329_000000552082_00272_39404_5970.N1	12-SEP-2009 21:53:29	Dark	54.500	1	9Alp CMA	-1.4400	11000.	109	39404	No
200	GOM_NL__2PRFIN20090912_215551_000000482082_00272_39404_5971.N1	12-SEP-2009 21:55:51	Dark	47.500	23	21Eps CMA	1.5020	26000.	95	39404	No
201	GOM_NL__2PRFIN20090912_215808_000000462082_00272_39404_5972.N1	12-SEP-2009 21:58:08	Dark	45.500	177	1Zet CMA	3.0220	26000.	91	39404	No
202	GOM_NL__2PRFIN20090912_220132_000000512082_00272_39404_5973.N1	12-SEP-2009 22:01:32	Dark	50.500	108	Alp Col	2.6520	15200.	101	39404	No
203	GOM_NL__2PRFIN20090912_221342_000000542082_00273_39405_5768.N1	12-SEP-2009 22:13:42	Dark	54.000	157	The1Eri	2.9060	9300.0	108	39405	No
204	GOM_NL__2PRFIN20090912_221950_000000442082_00273_39405_5769.N1	12-SEP-2009 22:19:50	Straylight	44.000	84	Alp Phe	2.3970	4500.0	88	39405	No
205	GOM_NL__2PRFIN20090912_222740_000000612082_00273_39405_5770.N1	12-SEP-2009 22:27:40	Twilight	60.500	52	16Bet Cet	2.0370	4500.0	121	39405	No
206	GOM_NL__2PRFIN20090912_223847_000000412082_00273_39405_5771.N1	12-SEP-2009 22:38:47	Bright	40.500	90	54Alp Peg	2.4870	11000.	81	39405	No
207	GOM_NL__2PRFIN20090912_224302_000000562082_00273_39405_5772.N1	12-SEP-2009 22:43:02	Bright	56.000	164	44Eta Peg	2.9480	5400.0	112	39405	No
208	GOM_NL__2PRFIN20090912_224508_000000472082_00273_39405_5773.N1	12-SEP-2009 22:45:08	Bright	46.500	58	21Alp And	2.0730	11000.	93	39405	No
209	GOM_NL__2PRFIN20090912_225307_000000422082_00273_39405_5774.N1	12-SEP-2009 22:53:07	Bright	42.000	74	11Bet Cas	2.2680	6600.0	84	39405	No
210	GOM_NL__2PRFIN20090912_225500_000000402082_00273_39405_5775.N1	12-SEP-2009 22:55:00	Bright	40.000	76	27Gam Cas	2.3000	30000.	80	39405	No
211	GOM_NL__2PRFIN20090912_231156_000000562082_00273_39405_5776.N1	12-SEP-2009 23:11:56	Bright	55.500	42	34Bet Aur	1.9000	10200.	111	39405	No
212	GOM_NL__2PRFIN20090912_231655_000000602082_00273_39405_5777.N1	12-SEP-2009 23:16:55	Bright	60.000	24	66Alp Gem	1.5800	10200.	120	39405	No
213	GOM_NL__2PRFIN20090912_231959_000000592082_00273_39405_5778.N1	12-SEP-2009 23:19:59	Twilight	59.000	170	27Eps Gem	3.0000	9700.0	118	39405	No
214	GOM_NL__2PRFIN20090912_232521_000000532082_00273_39405_5779.N1	12-SEP-2009 23:25:21	Twilight	52.500	8	10Alp CMi	0.40000	6500.0	105	39405	No
215	GOM_NL__2PRFIN20090912_233406_000000612082_00273_39405_5780.N1	12-SEP-2009 23:34:06	Dark	61.000	1	9Alp CMA	-1.4400	11000.	122	39405	No
216	GOM_NL__2PRFIN20090912_233628_000000482082_00273_39405_5781.N1	12-SEP-2009 23:36:28	Dark	48.000	23	21Eps CMA	1.5020	26000.	96	39405	No
217	GOM_NL__2PRFIN20090912_233845_000000472082_00273_39405_5782.N1	12-SEP-2009 23:38:45	Dark	47.000	177	1Zet CMA	3.0220	26000.	94	39405	No
218	GOM_NL__2PRFIN20090912_234209_000000502082_00273_39405_5783.N1	12-SEP-2009 23:42:09	Dark	50.000	108	Alp Col	2.6520	15200.	100	39405	No
219	GOM_NL__2PRFIN20090912_235419_000000542082_00274_39406_5971.N1	12-SEP-2009 23:54:19	Dark	54.000	157	The1Eri	2.9060	9300.0	108	39406	No

3. Quality information per product

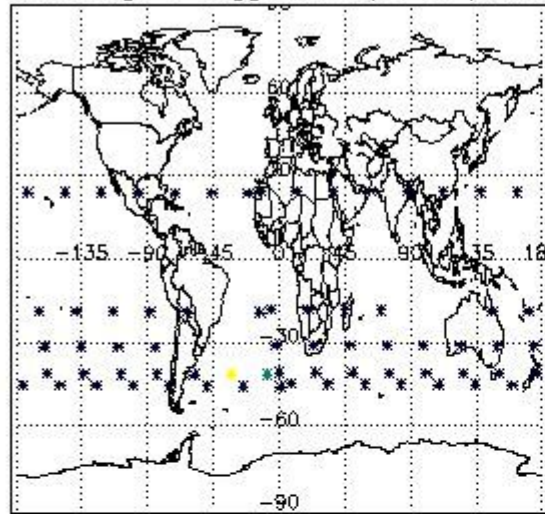
In this section it is plotted some information contained in the Quality Summary data set of the level 2 products. Only products in dark limb conditions and without errors (error flag in the MPH set to "0") are used.

3.1 Plot quality information per product (time dependant)

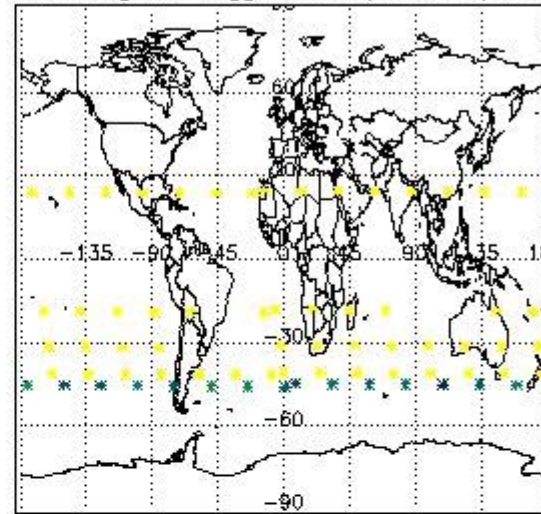


3.2 Plot quality information per product (world map)


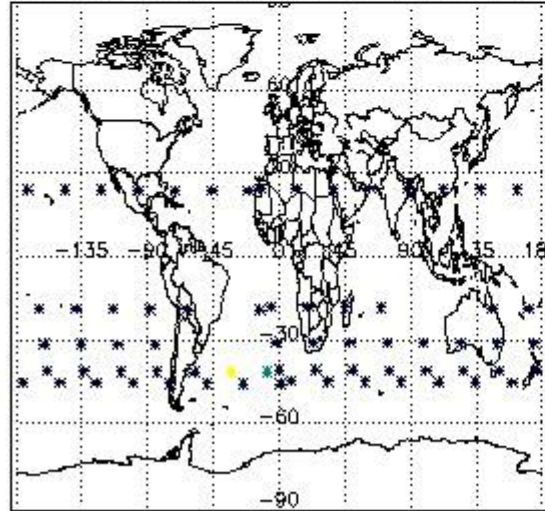
Percentage of flagged data per O3 profile



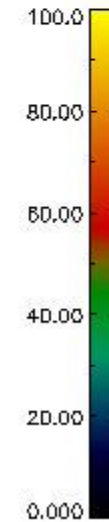
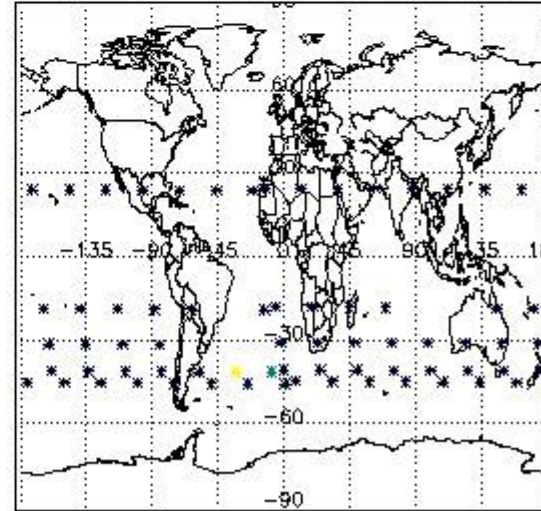
Percentage of flagged data per H2O profile



Percentage of flagged data per NO2 profile



Percentage of flagged data per NO3 profile

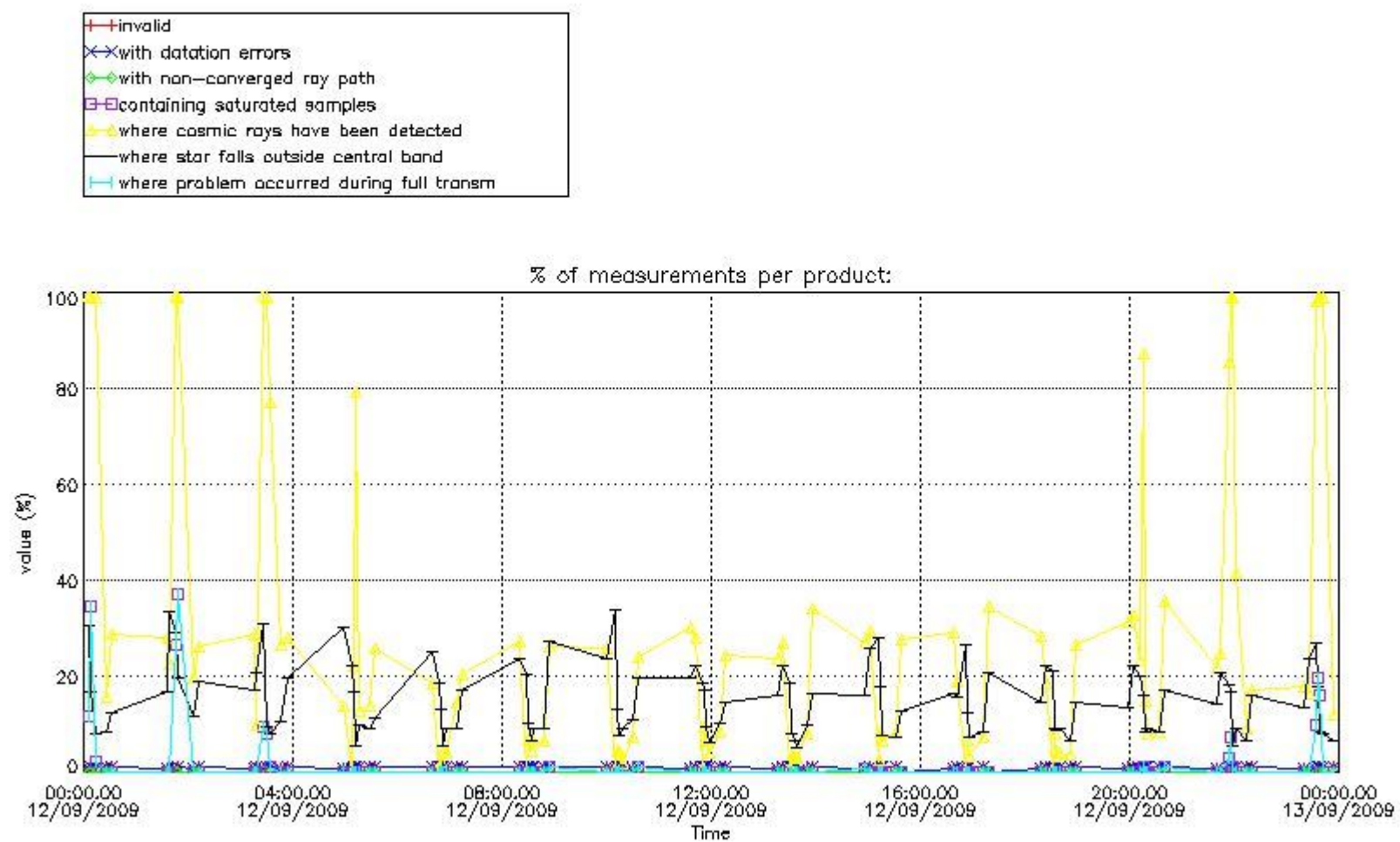


4. Level 1 quality information per product

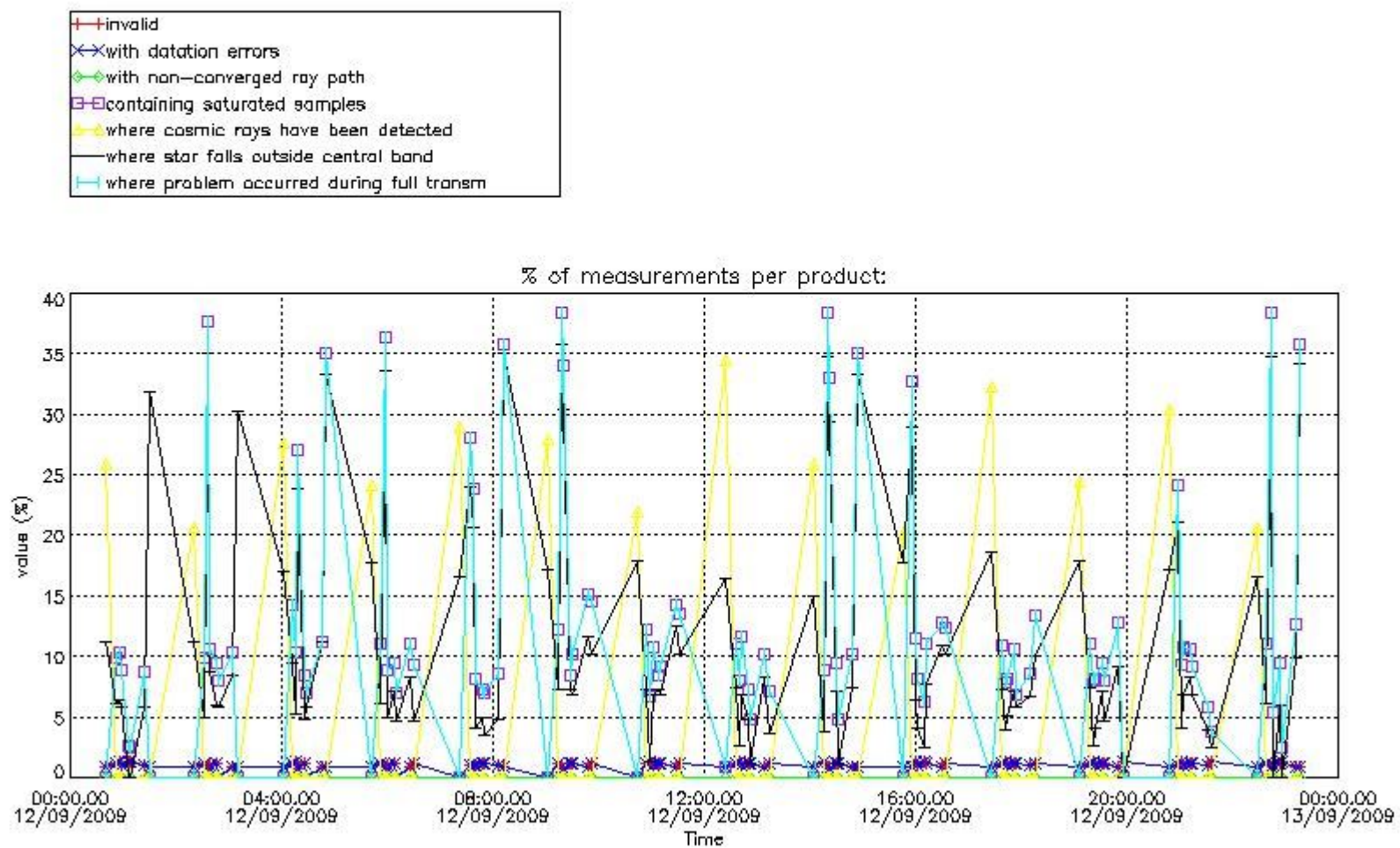
In this section it is plotted some information contained in the Quality Summary data set of the level 2 products that comes from the level 1b processing. Products without errors (error flag in the MPH set to "0") are used.

4.1 Plot quality information per product (time dependant) coming from level 1b processing

4.1.1 Plot level 1 quality information per product (time dependant): ENVISAT ASCENDING passes



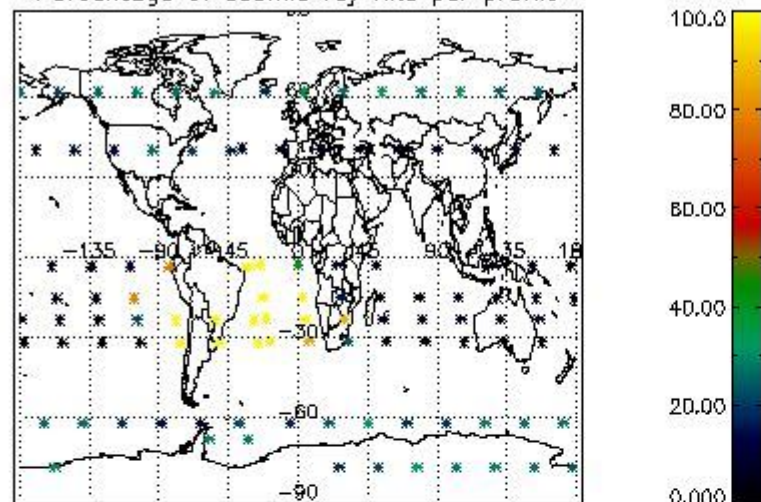
4.1.2 Plot level 1 quality information per product (time dependant): ENVI SAT DESCENDING passes



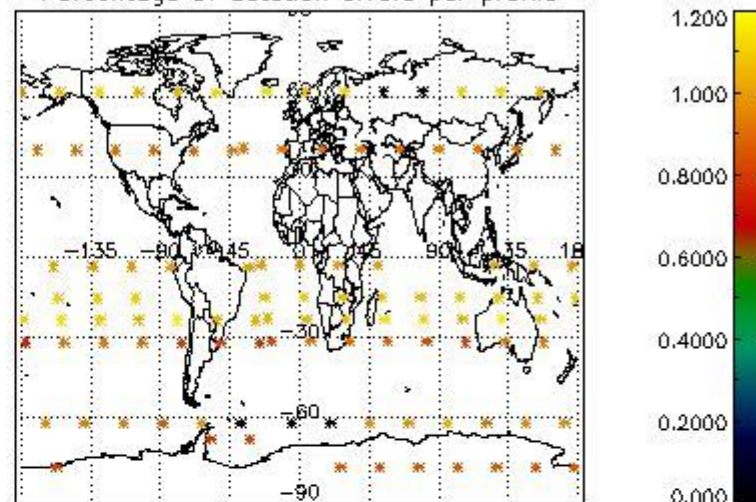
4.2 Plot quality information per product coming from level 1b processing (world map)

4.2.1 Plot level 1 quality information per product (world map): ENVISAT ASCENDING passes

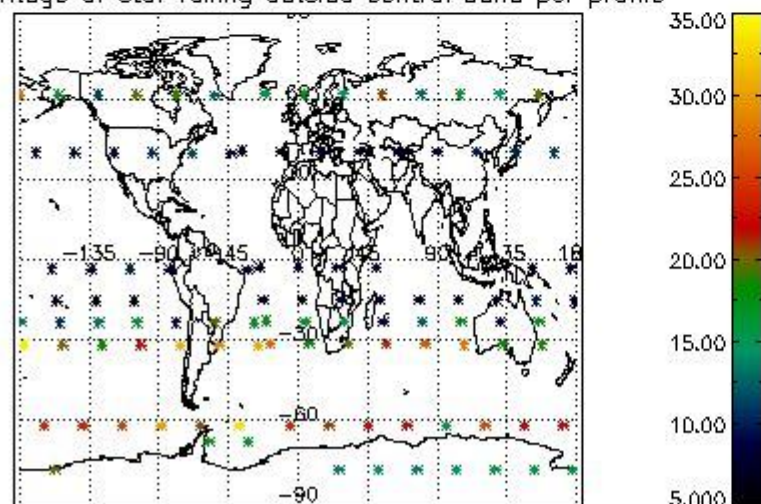
Percentage of cosmic ray hits per profile



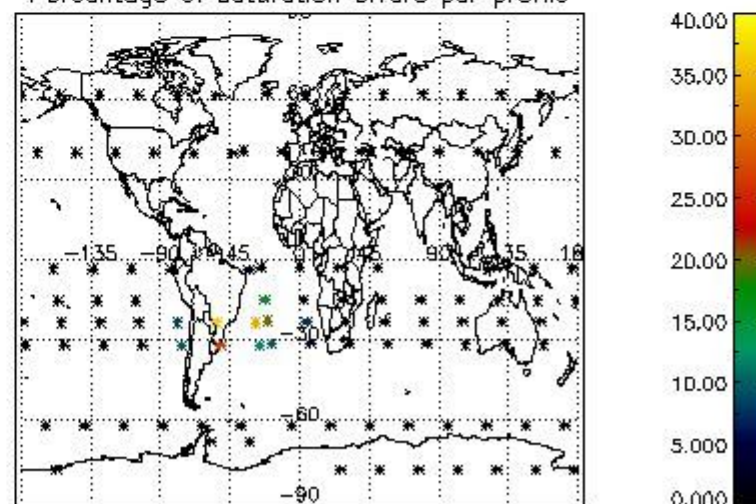
Percentage of datation errors per profile



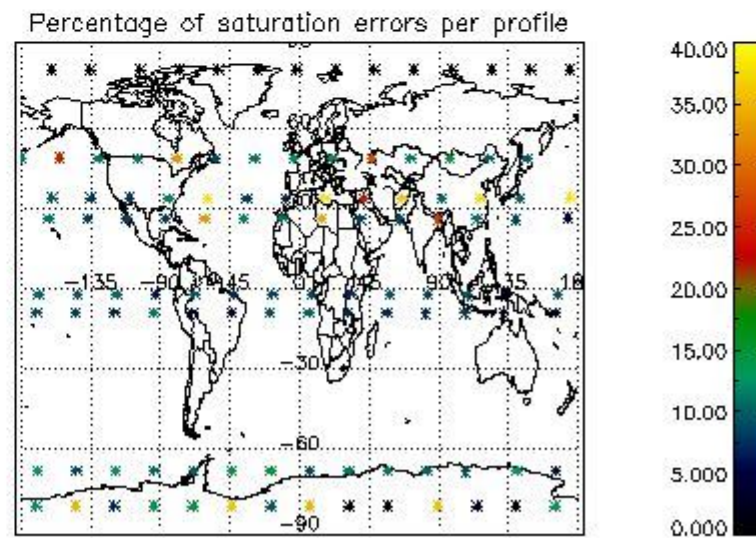
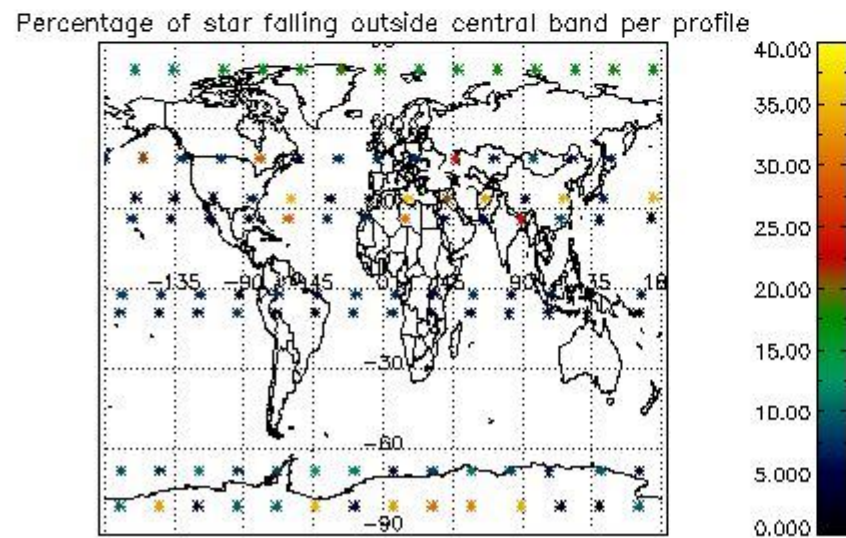
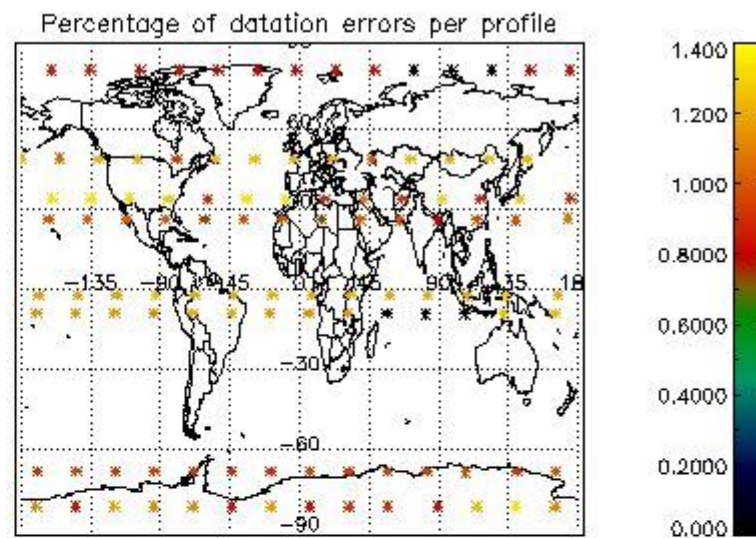
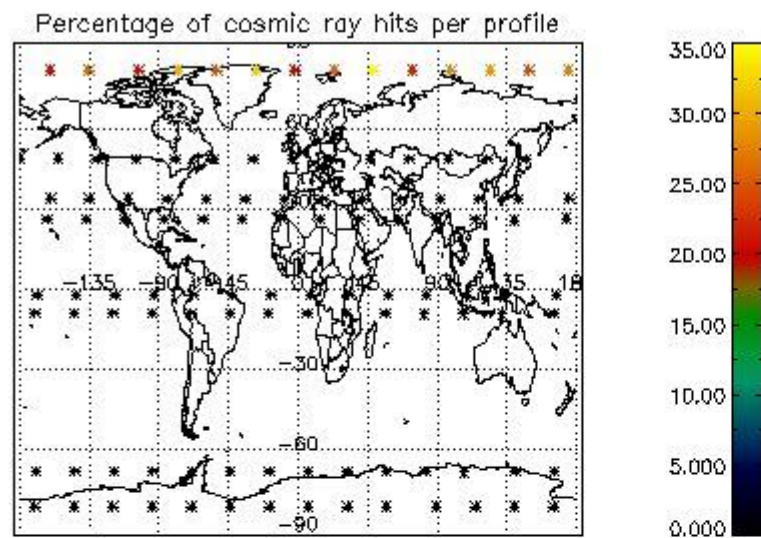
Percentage of star falling outside central band per profile



Percentage of saturation errors per profile



4.2.2 Plot level 1 quality information per product (world map): ENVISAT DESCENDING passes



5. Trace gas profiles

5.1 Ozone statistics based on quality of products

The final quality of the products can be "measured" using the STD (Standard Deviation) attached to every point profile. This information is written to the parameter GOM_NL__2P/NL_LOCAL_SPECIES_DENSITY/o3_std of the level 2 products. The table below shows the statistics for given STD ranges.

The statistics are given with respect to the overall valid production:

- Products without fatal errors: GOM_NL__2P/MPH/PRODUCT_ERR=0
- Valid point profile: GOM_NL__2P/NL_LOCAL_SPECIES_DENSITY/pcd(0)=0

The 'Criteria' is applied to valid points of dark limb products:

- Products in dark limb illumination condition: GOM_NL__2P/NL_SUMMARY_QUALITY/obs_ill_cond=0
- Products without fatal errors: GOM_NL__2P/MPH/PRODUCT_ERR=0
- Valid point profile: GOM_NL__2P/NL_LOCAL_SPECIES_DENSITY/pcd(0)=0

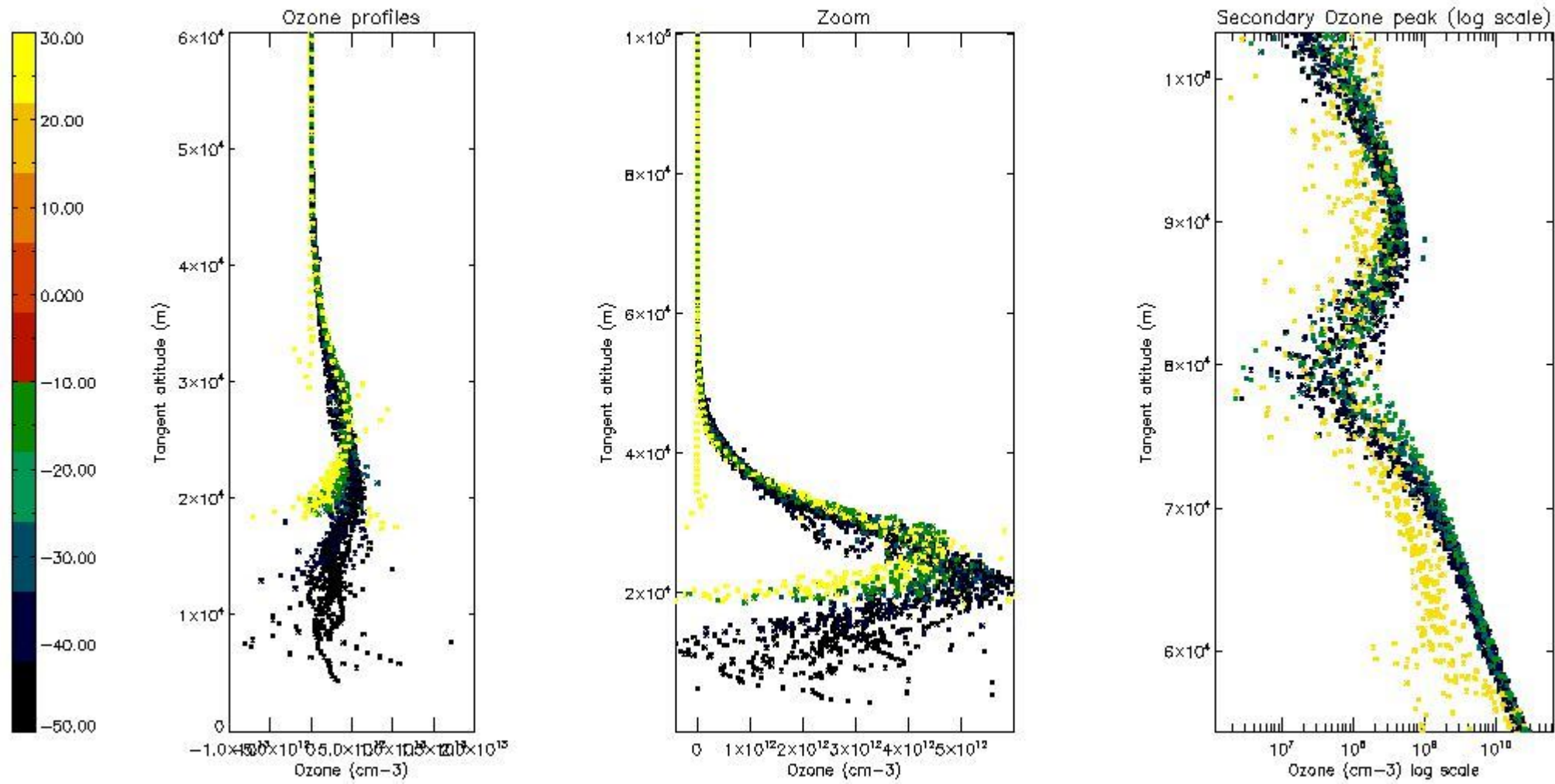
So, the table below shows the percentage of dark limb and valid observations for each criteria with respect to the overall valid daily observations.

Criteria	% of total production
All STD	32
STD < 20	20

STD < 10	17
STD < 5	12

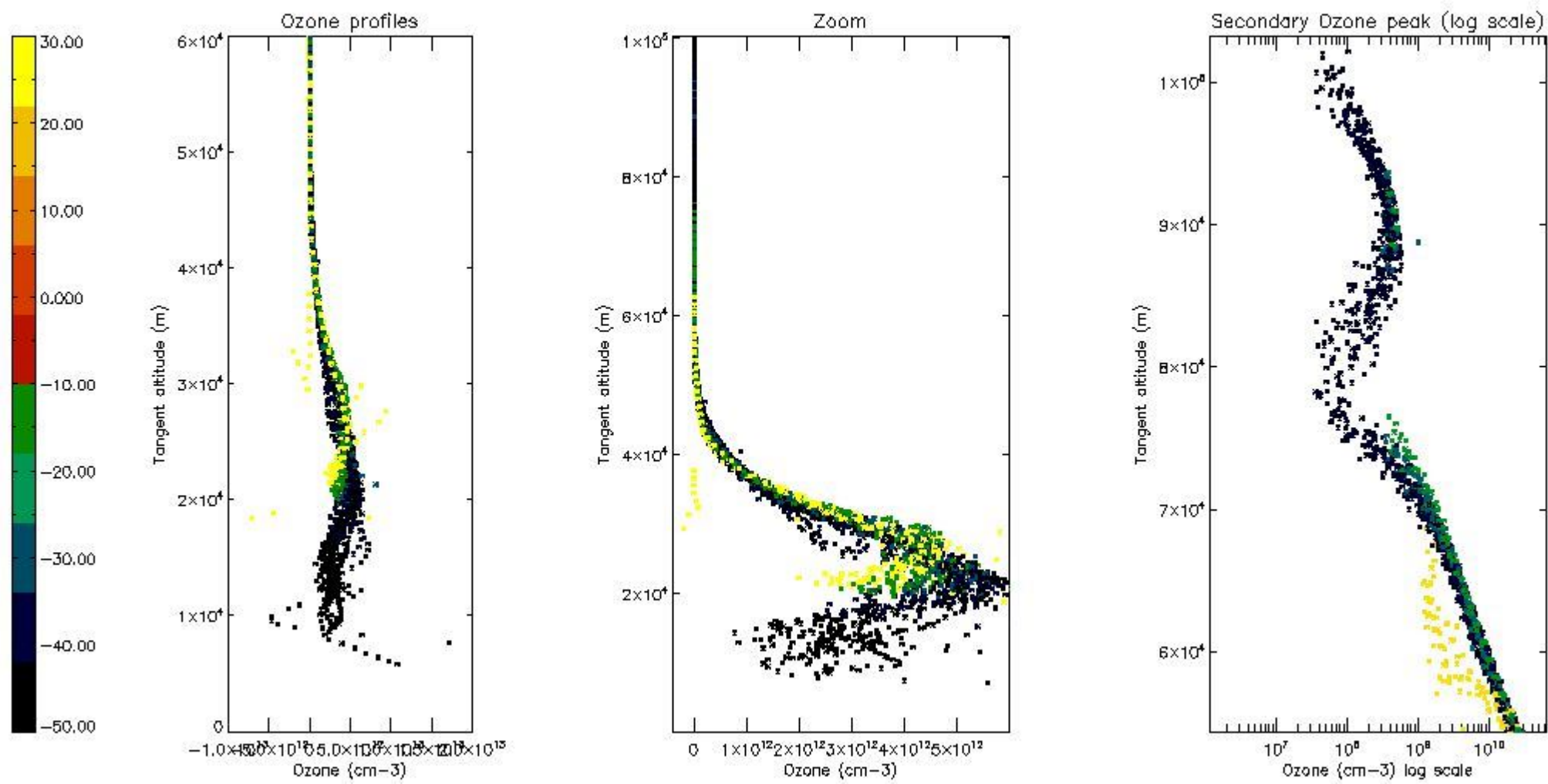
5.2 Plot ozone profiles for all STD (dark without errors)

The colorbar represents the latitude.



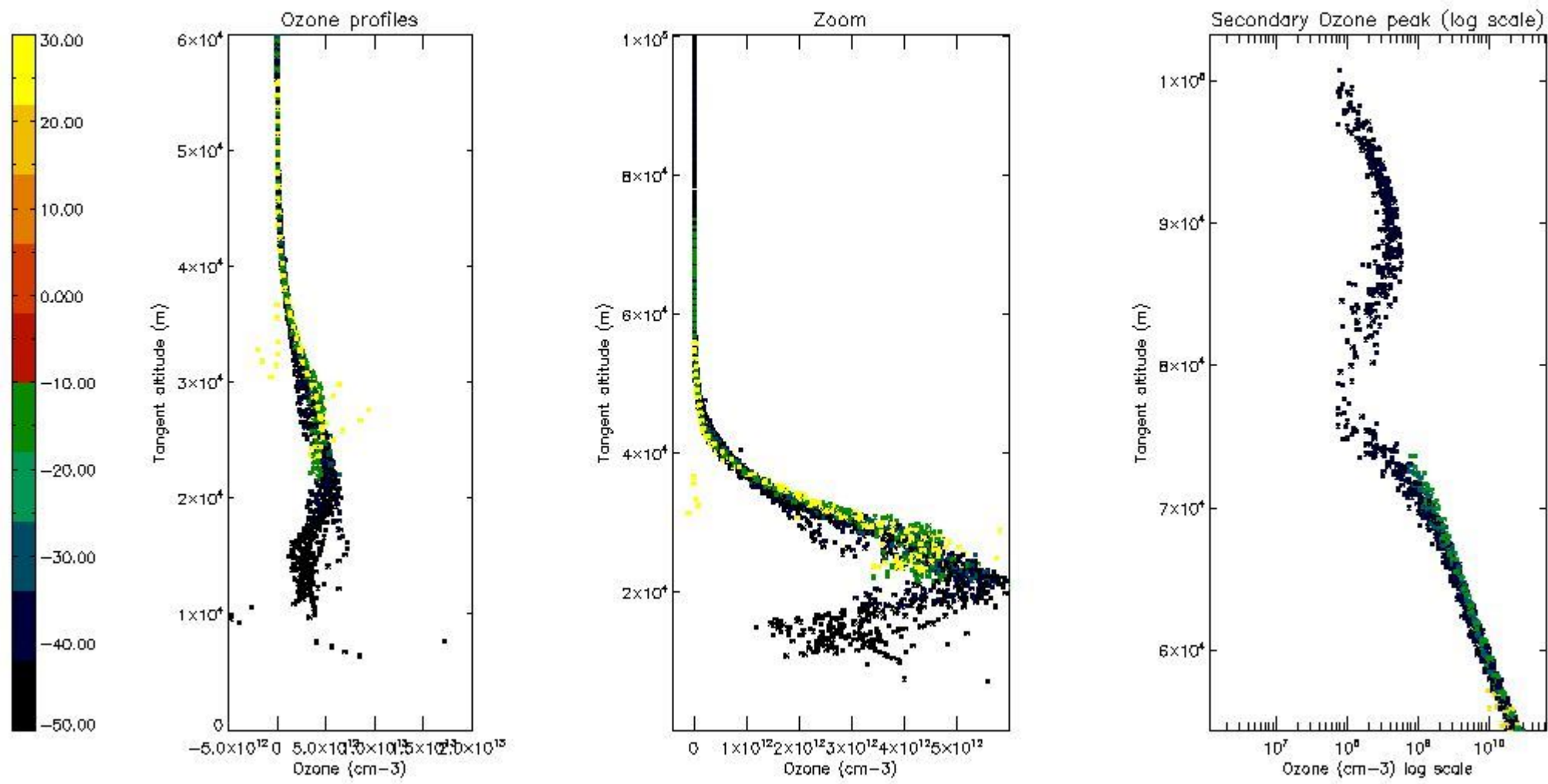
5.3 Plot ozone profiles where STD < 20% (dark without errors)

The colorbar represents the latitude.



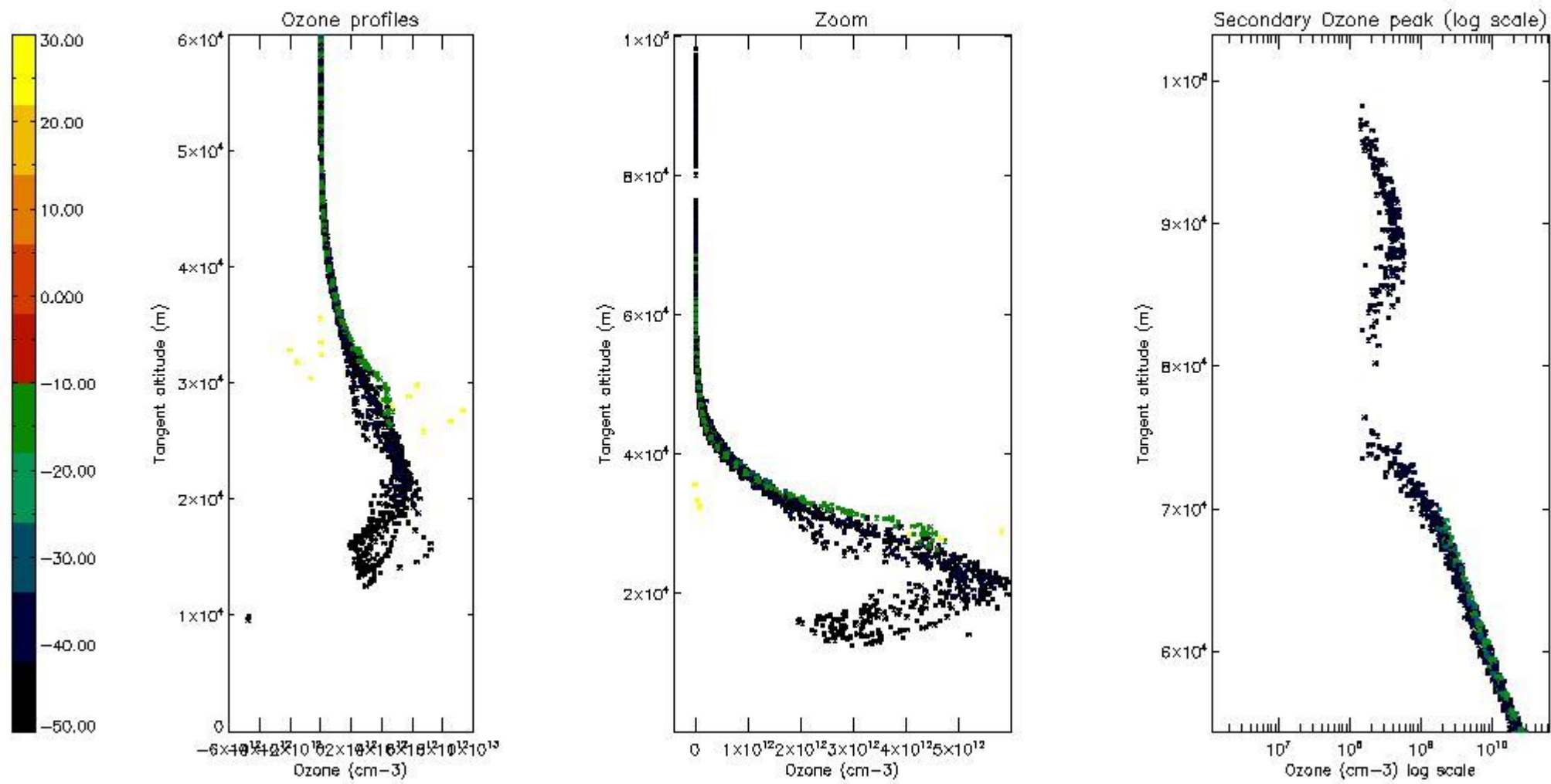
5.4 Plot ozone profiles where STD < 10% (dark without errors)

The colorbar represents the latitude.



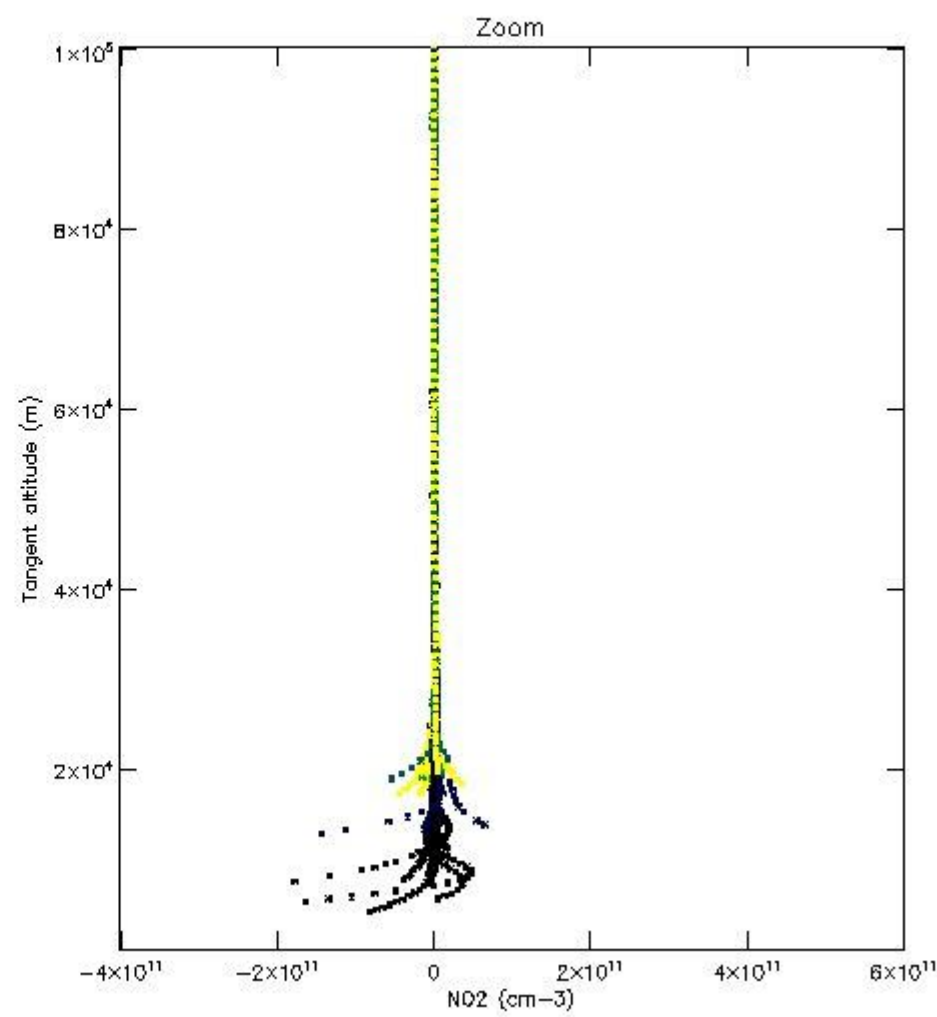
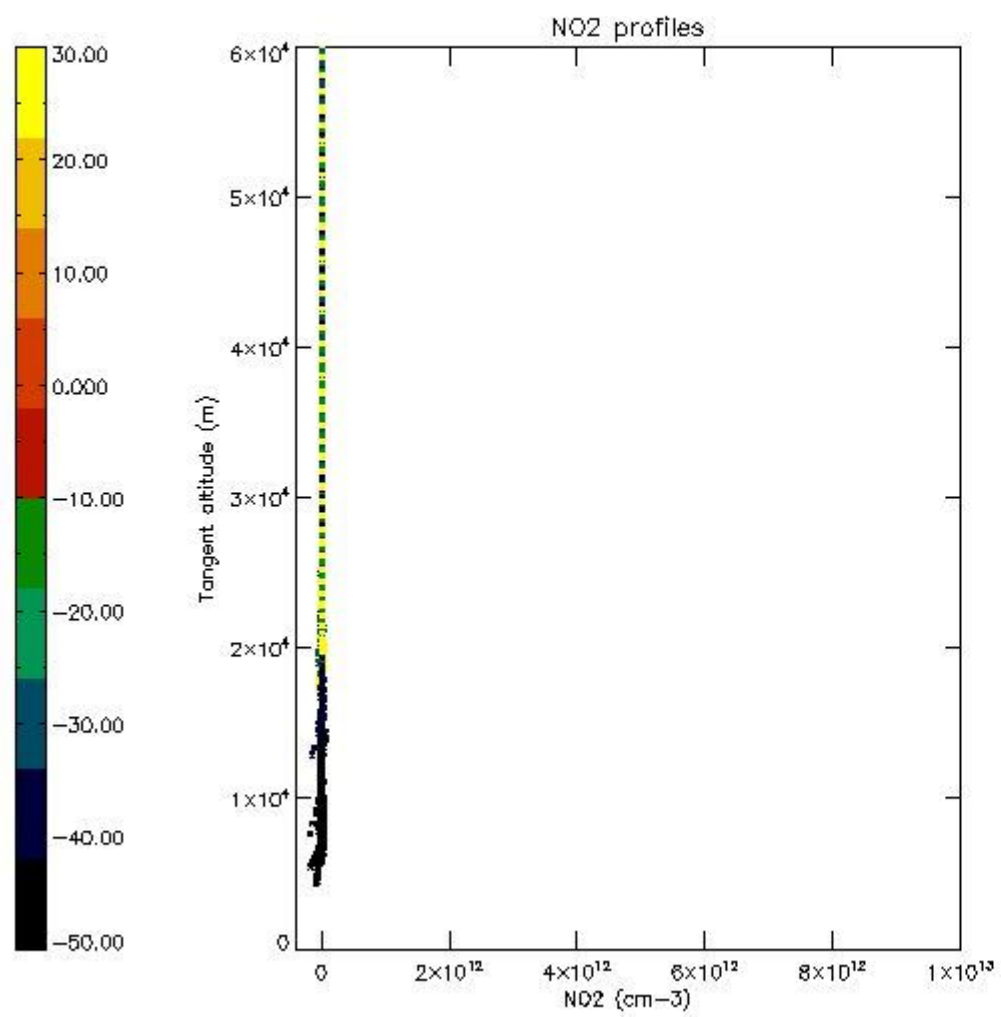
5.5 Plot ozone profiles where STD < 5% (dark without errors)

The colorbar represents the latitude.



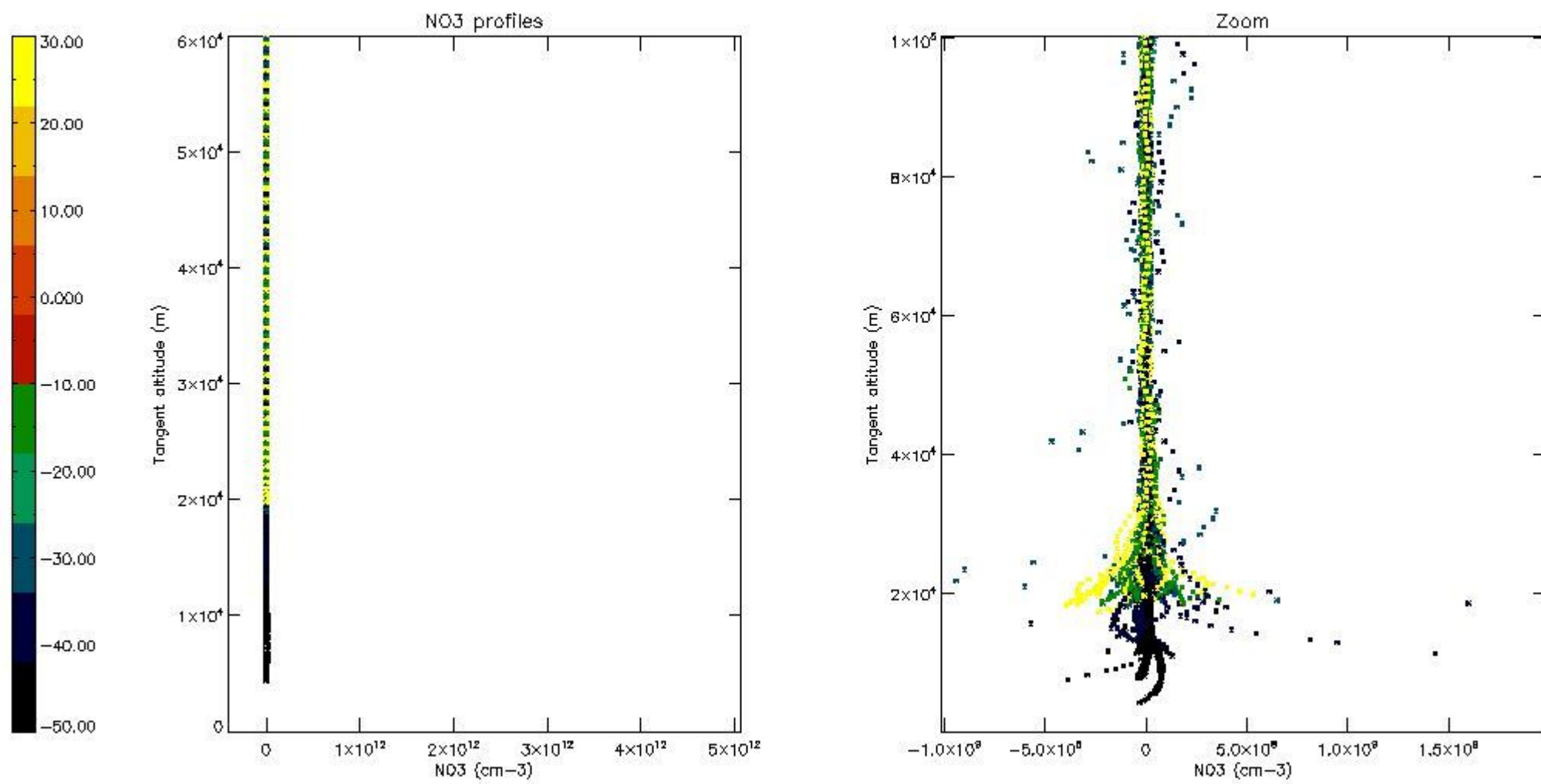
5.6 Plot NO₂ profiles for all STD (dark without errors)

The colorbar represents the latitude.



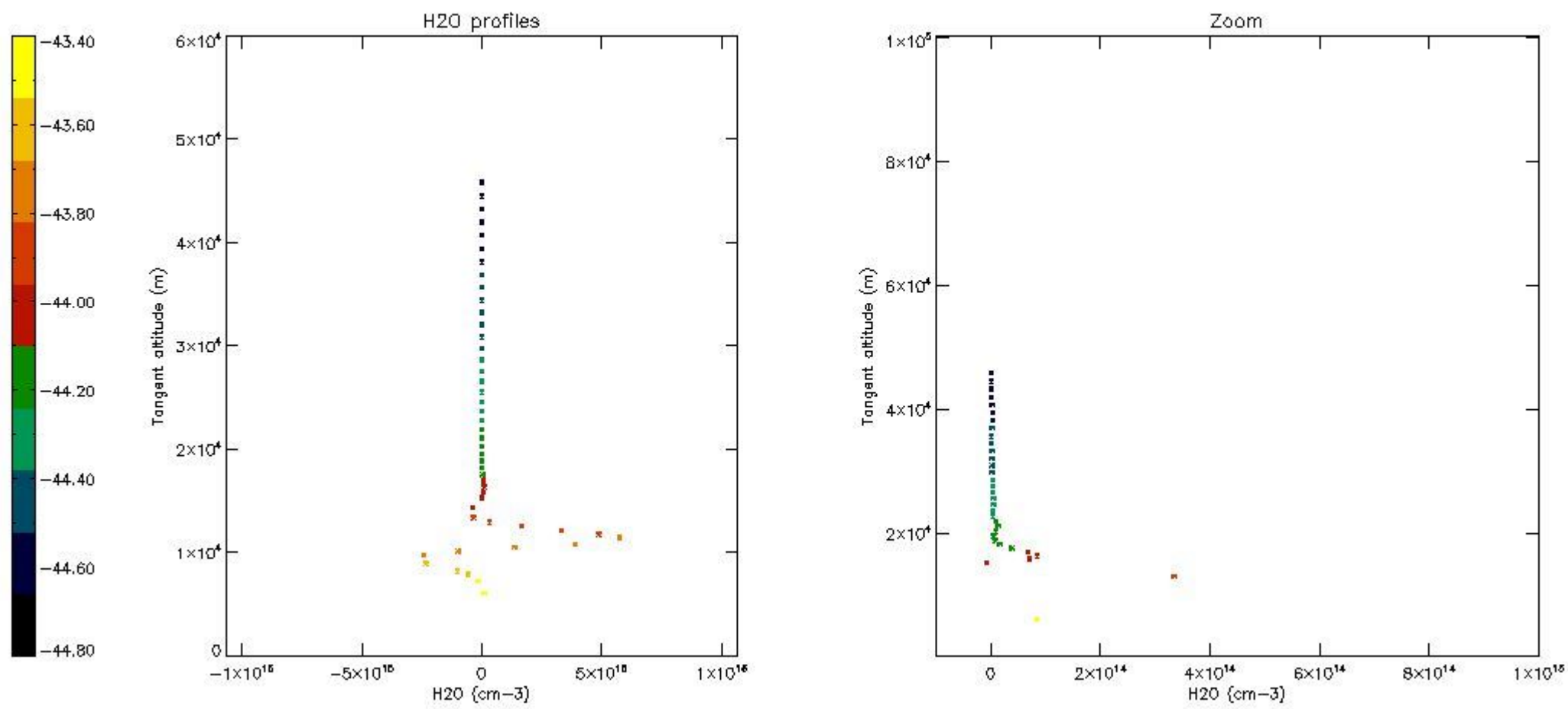
5.7 Plot NO3 profiles for all STD (dark without errors)

The colorbar represents the latitude.



5.8 Plot H2O profiles for all STD (only for occultations of stars 1,2,3,4,13,14,16,26,63 dark without errors)

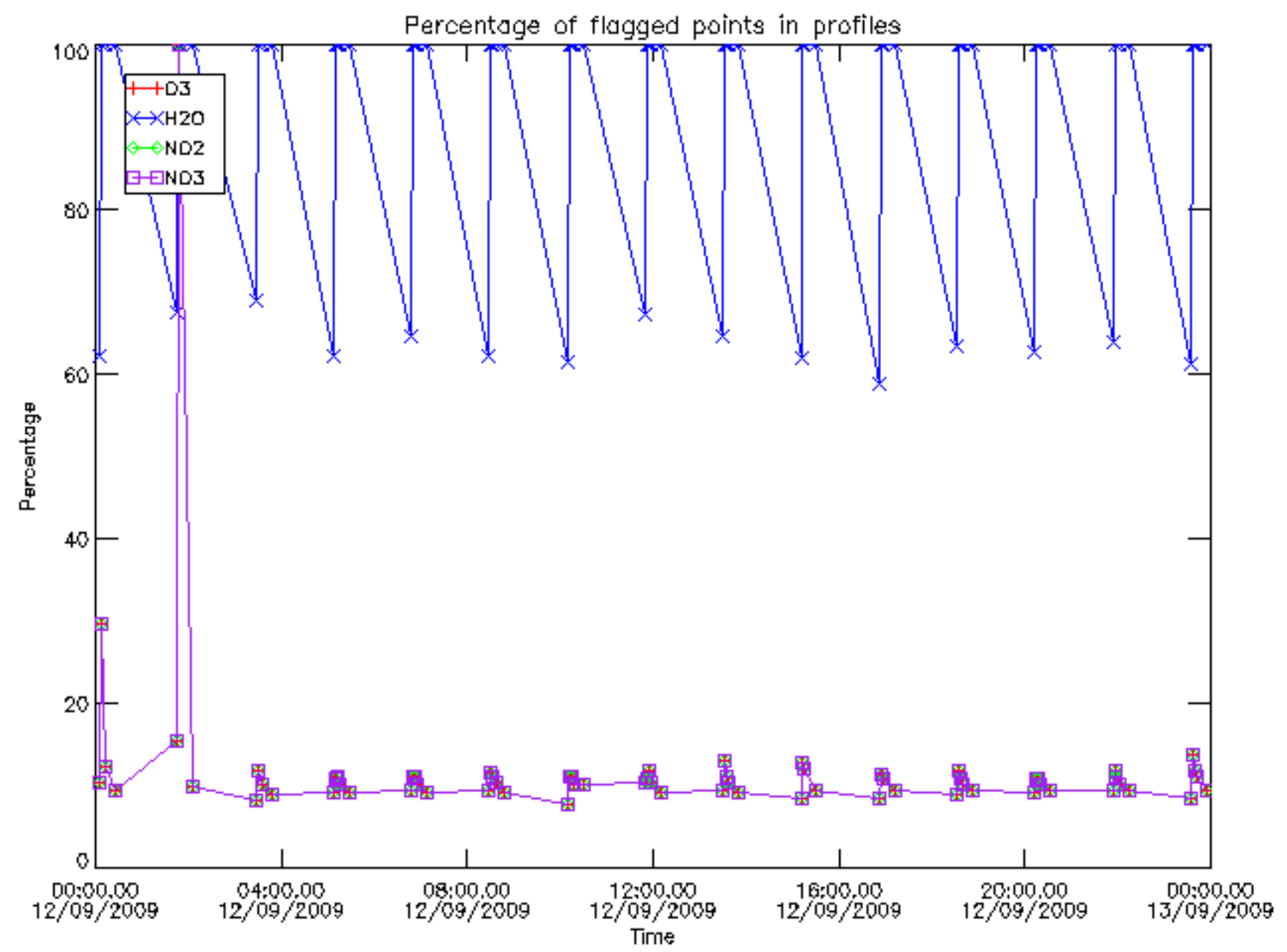
The colorbar represents the latitude.



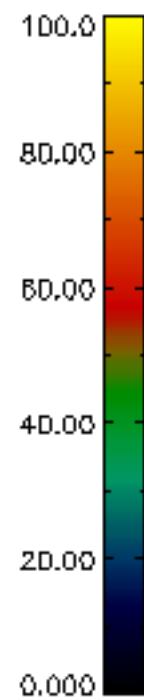
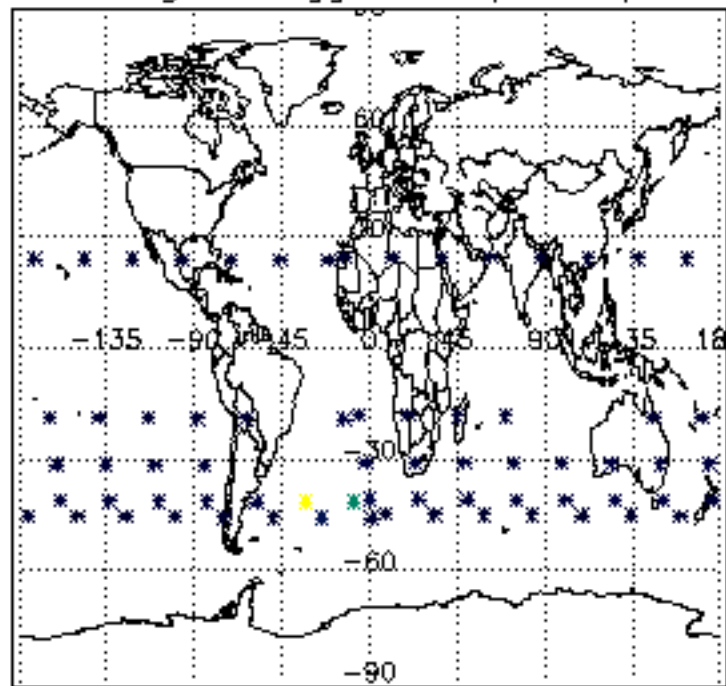
6. Auxiliary Data Files used for the production reported in section 2

The number reported in the third column indicates since which file (see list in section 2) the corresponding auxiliary file has been used. The fourth column is the date of those product files.

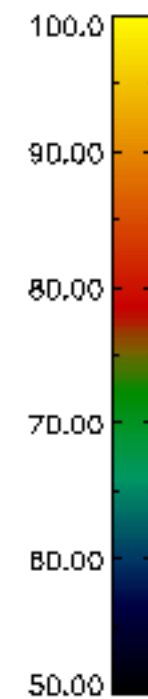
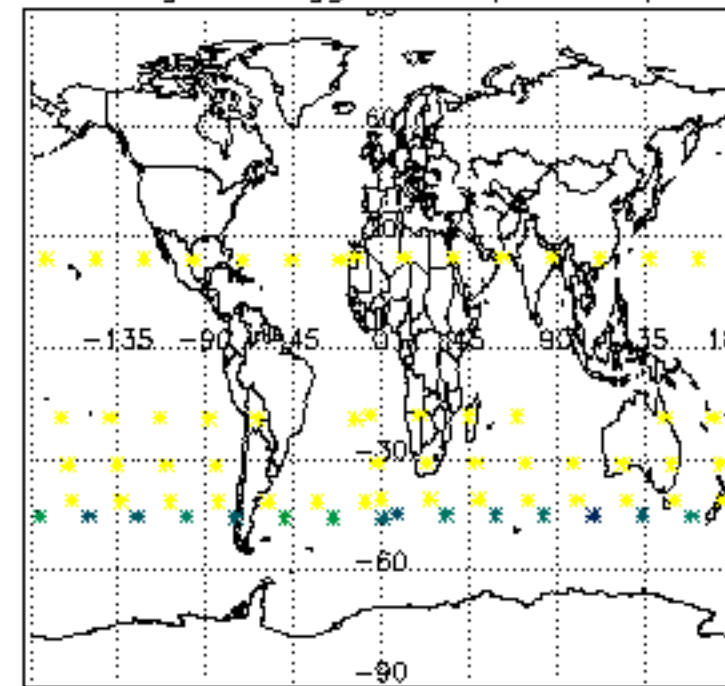
Type	Auxiliary Filename	Used since product	Used since product date
INST_PHYS_CHARACTERISTICS	GOM_INS_AXVIEC20091111_143220_20030716_120000_20500101_000000	1	12-SEP-2009 00:05:30
LEVEL-2_PROC_CONFIG	GOM_PR2_AXVIEC20091111_152718_20020301_000000_20500101_000000	1	12-SEP-2009 00:05:30
CROSS_SECTIONS_FILE	GOM_CRS_AXVIEC20091111_154832_20020301_000000_20500101_000000	1	12-SEP-2009 00:05:30



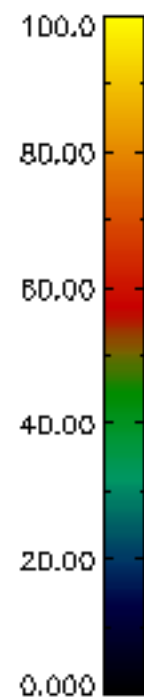
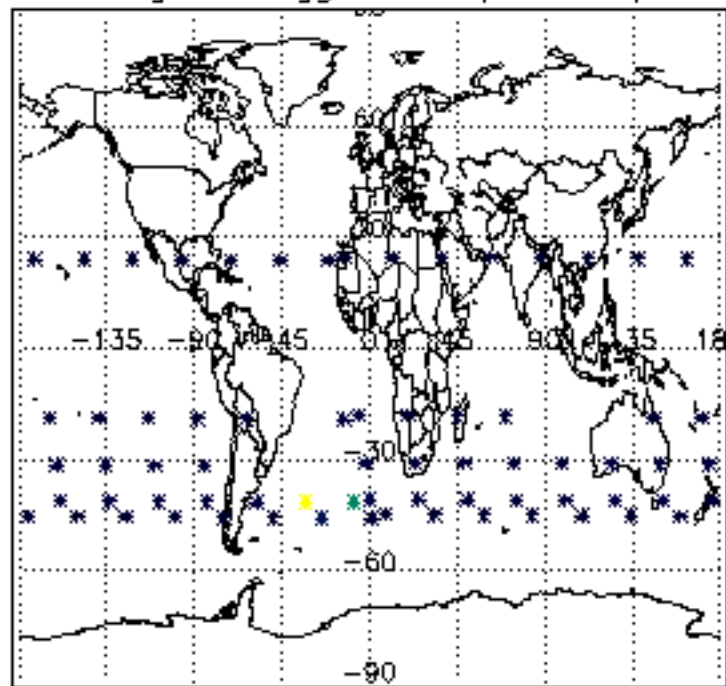
Percentage of flagged data per D3 profile



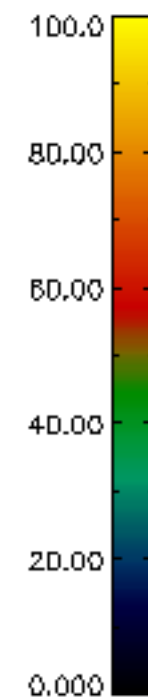
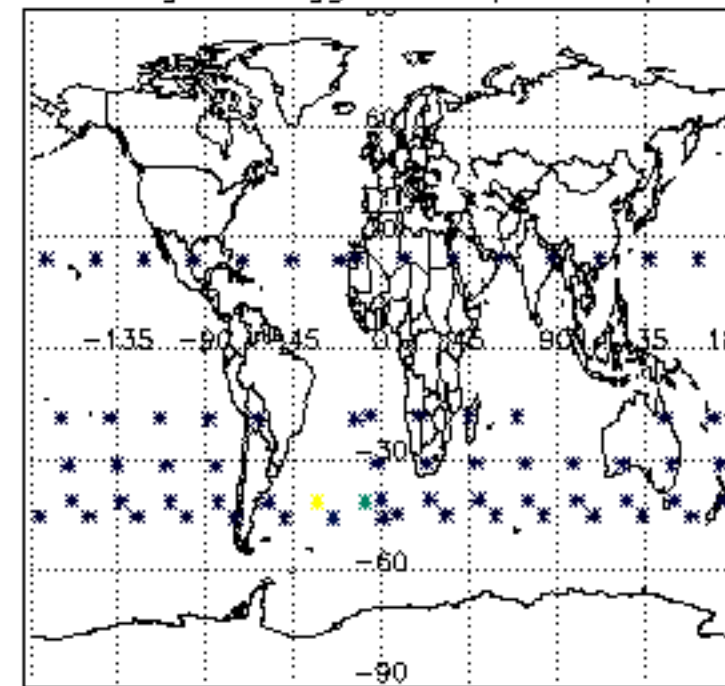
Percentage of flagged data per H2O profile

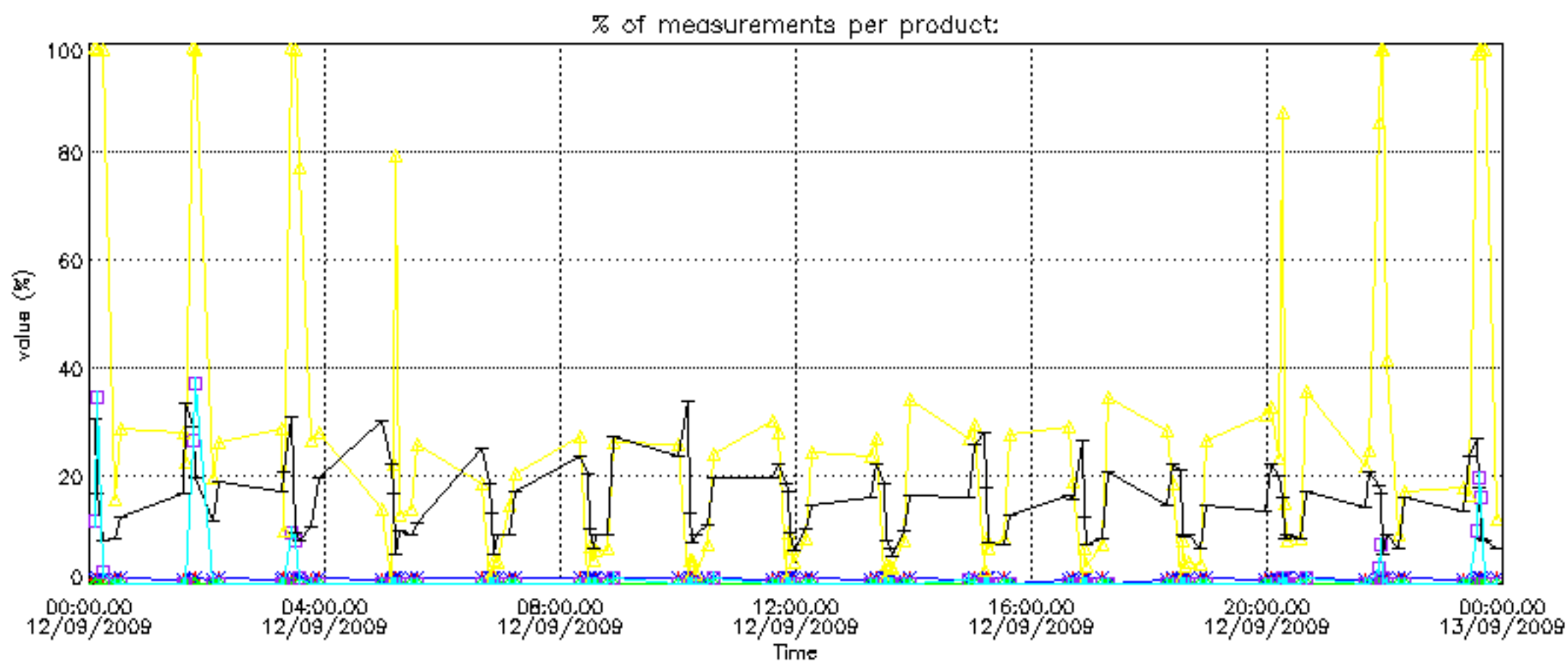


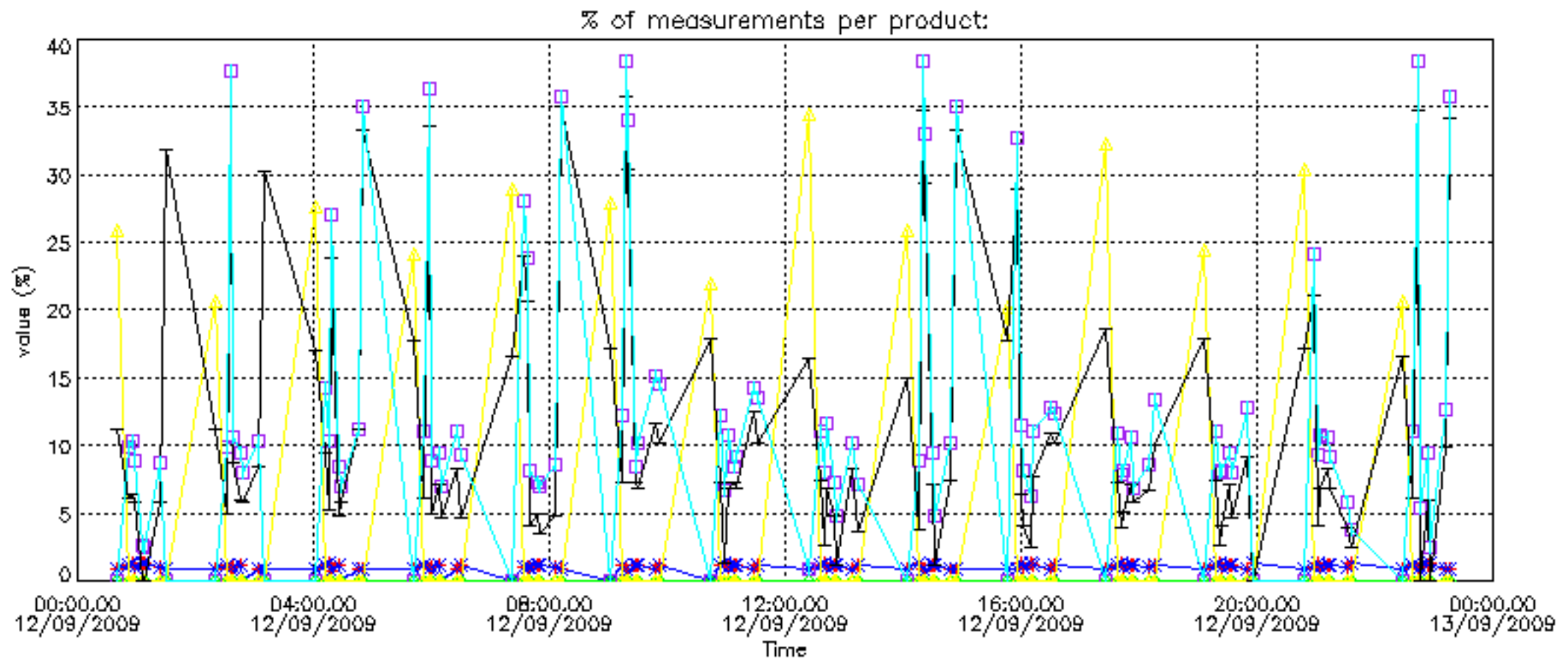
Percentage of flagged data per NO2 profile



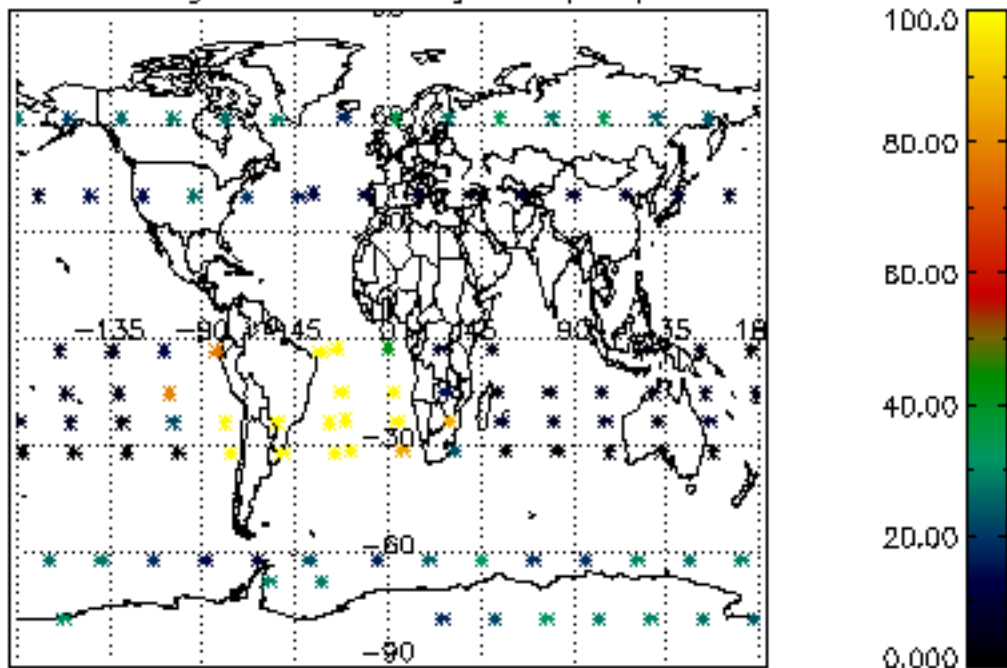
Percentage of flagged data per NO3 profile



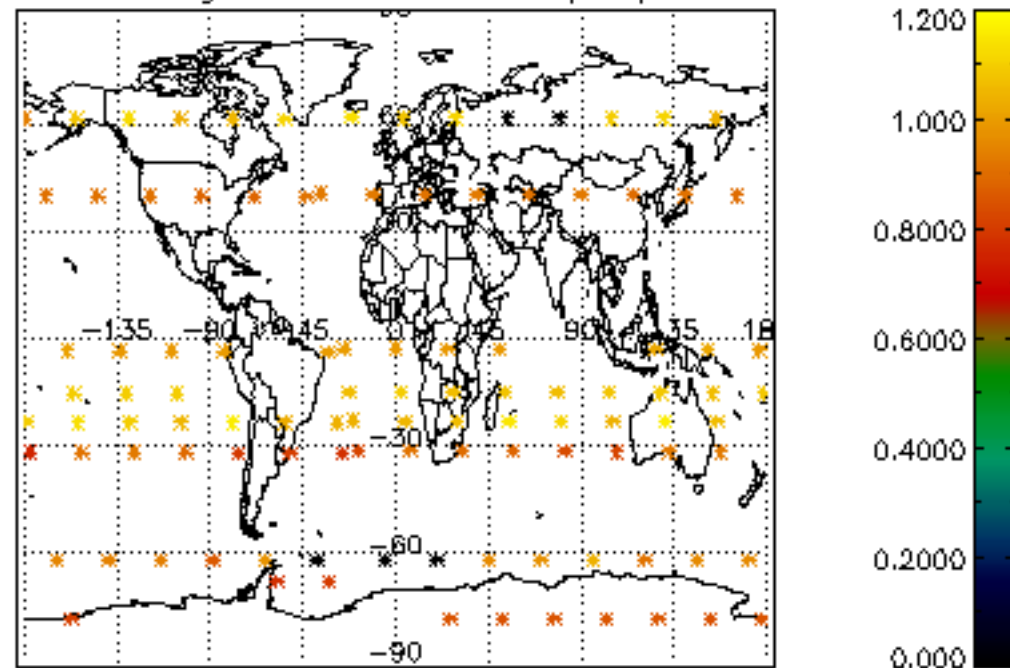




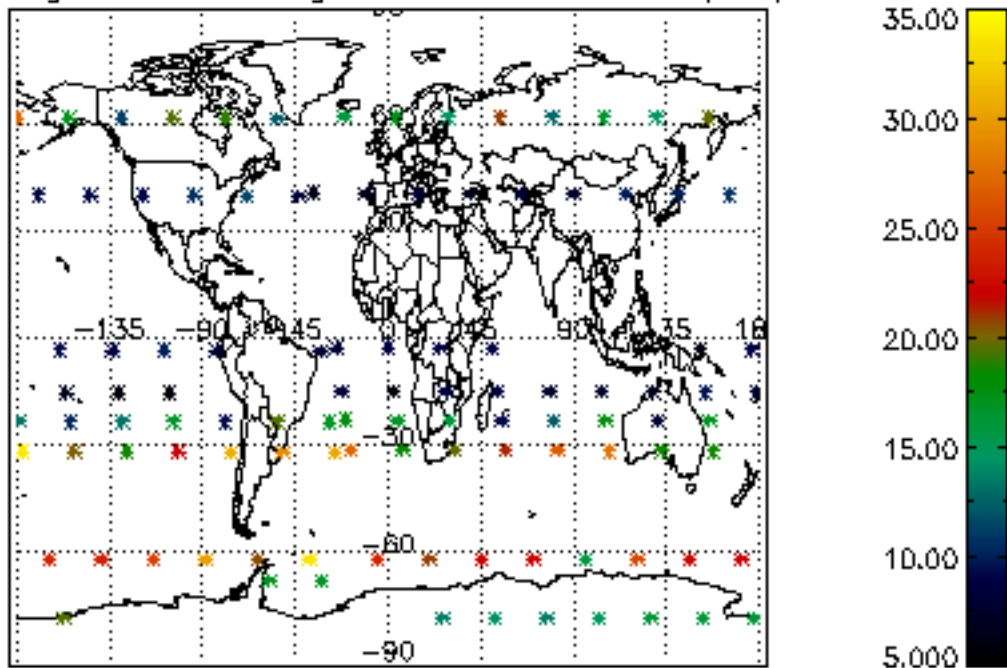
Percentage of cosmic ray hits per profile



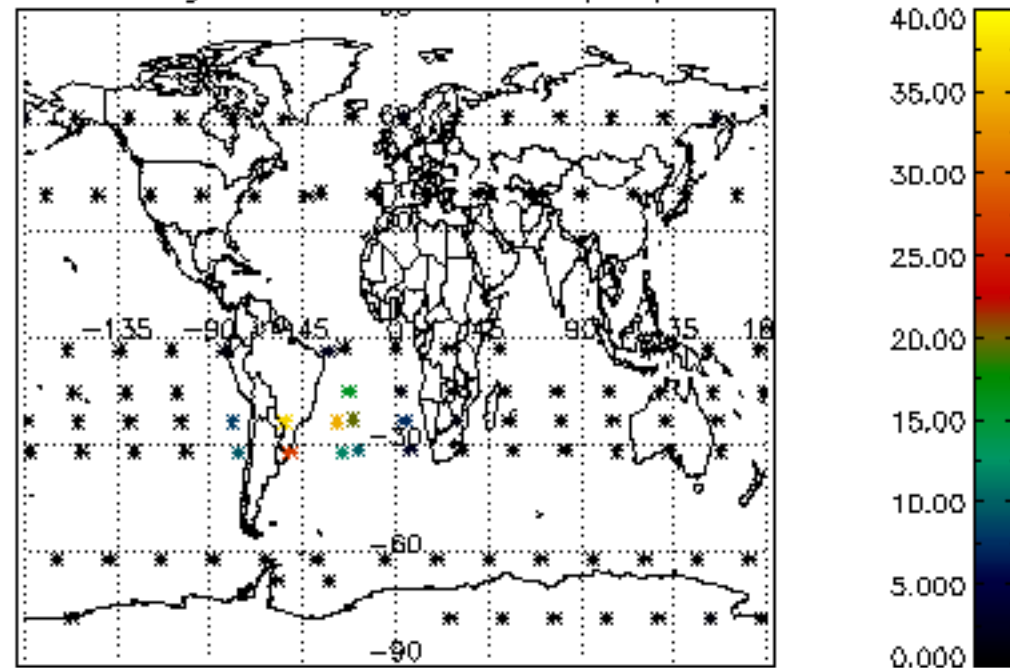
Percentage of datation errors per profile



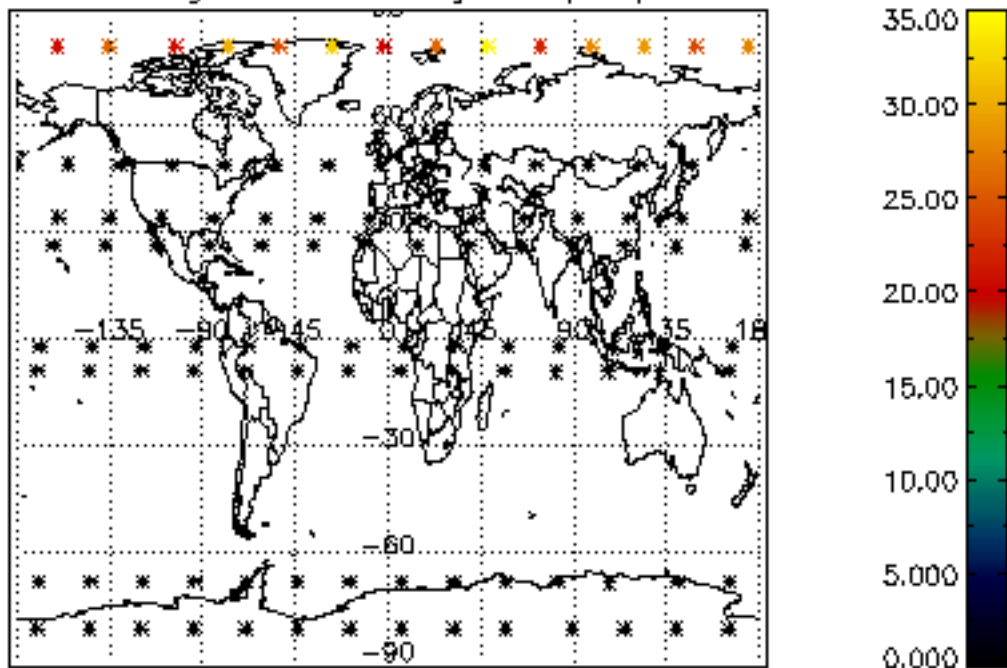
Percentage of star falling outside central band per profile



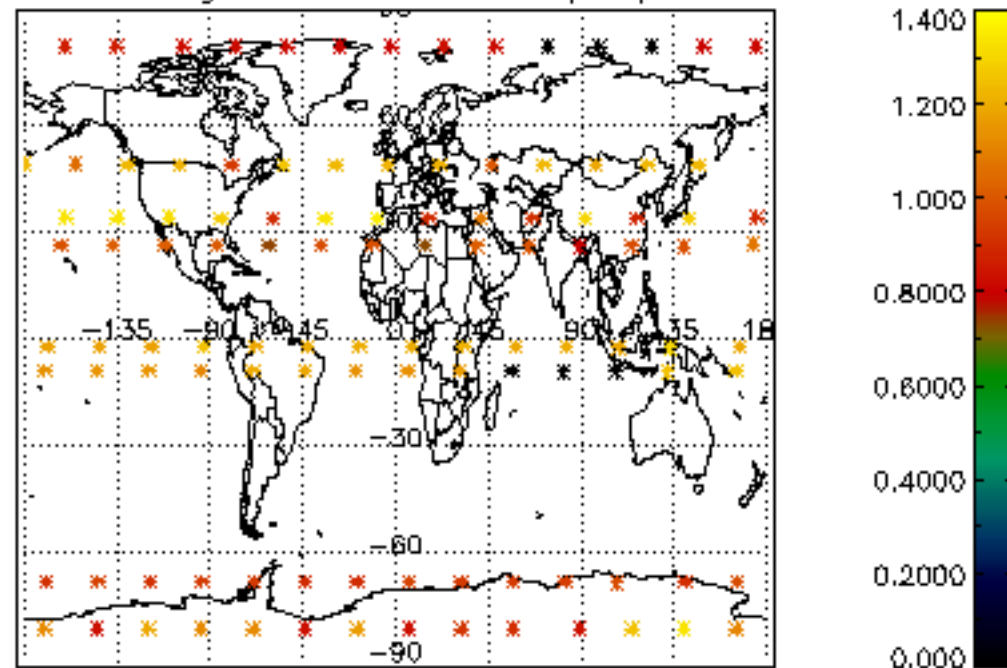
Percentage of saturation errors per profile



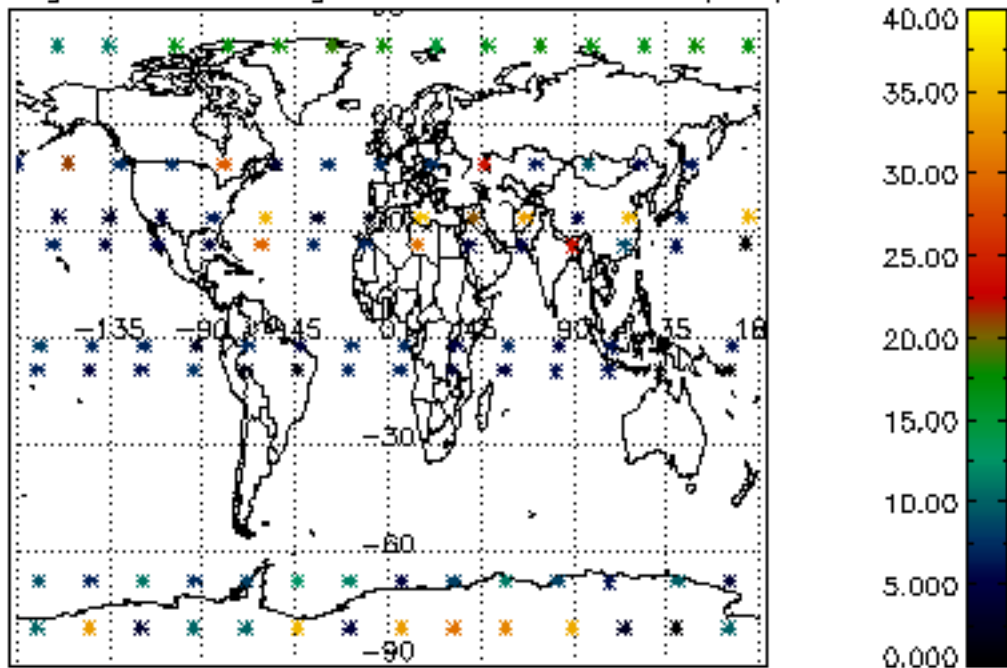
Percentage of cosmic ray hits per profile



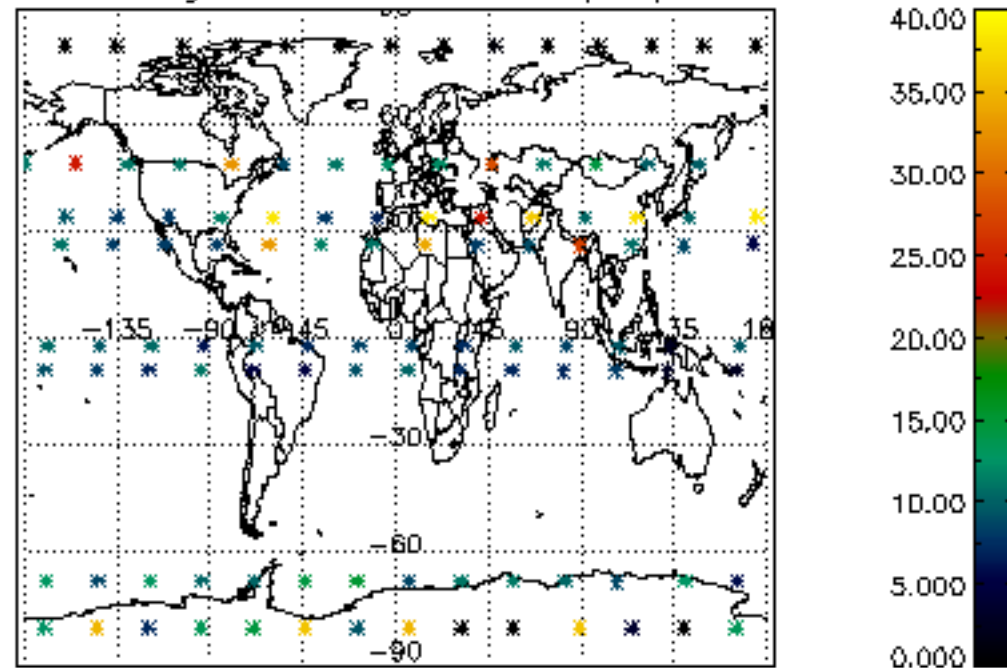
Percentage of datation errors per profile

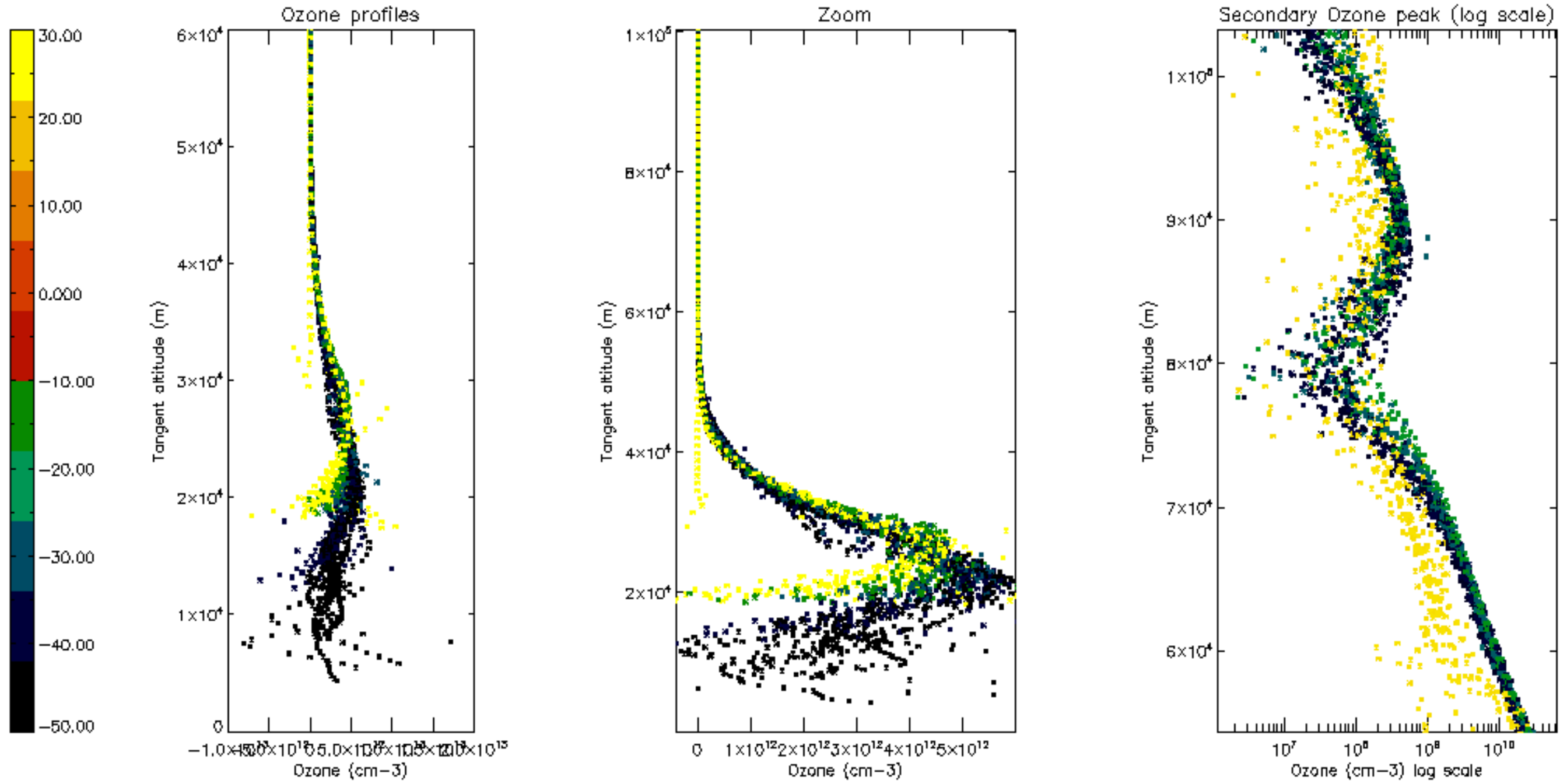


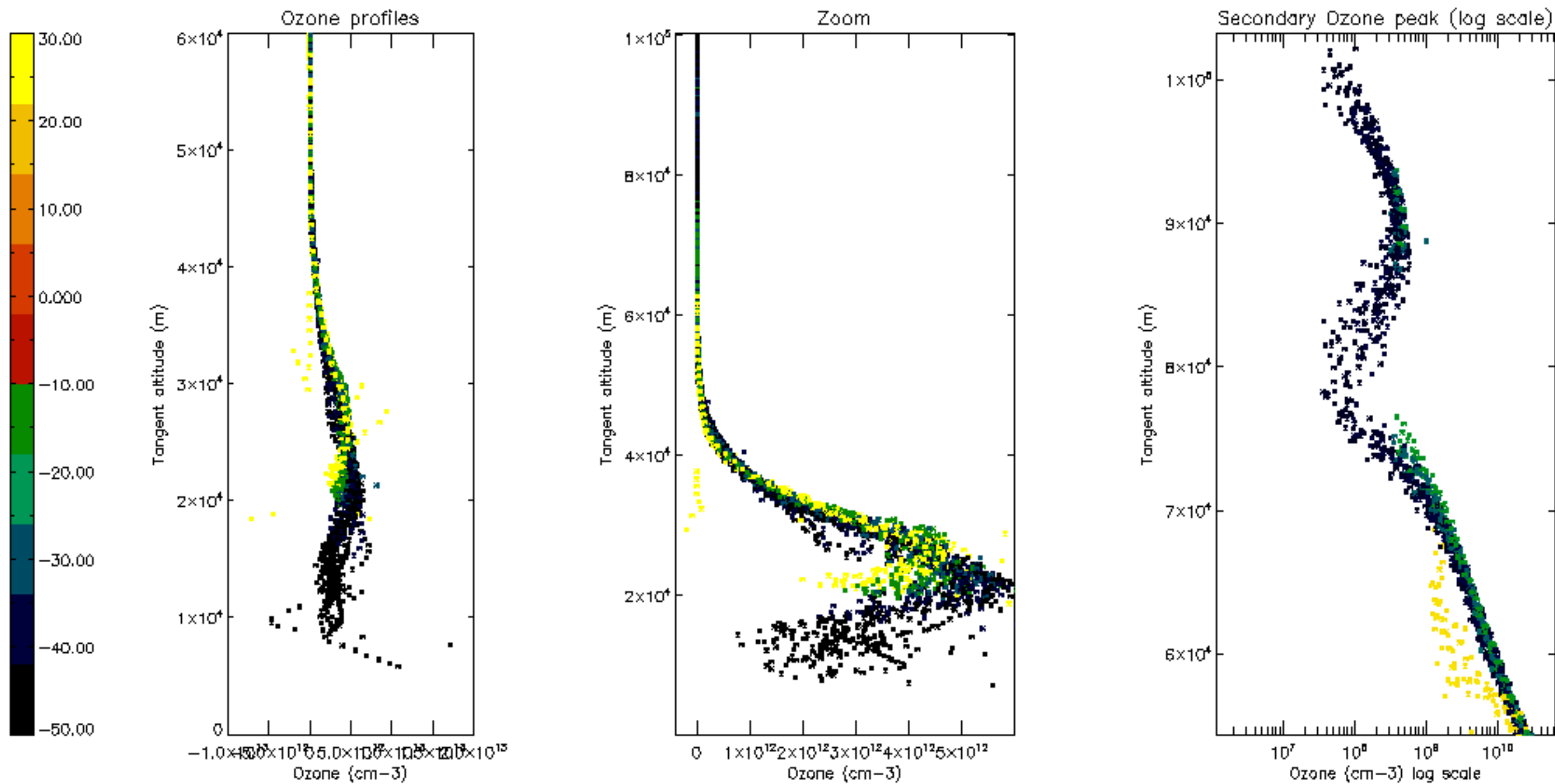
Percentage of star falling outside central band per profile

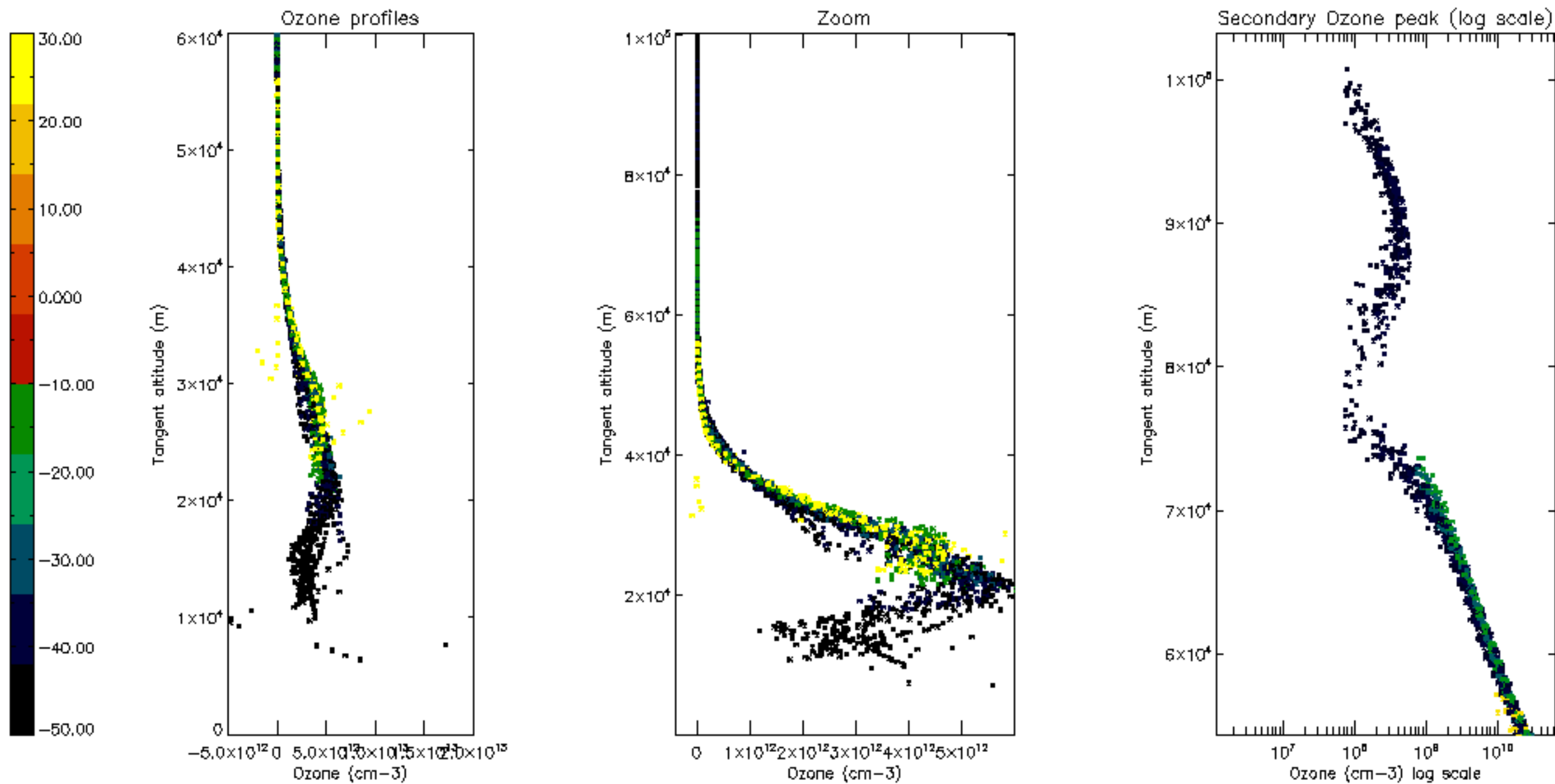


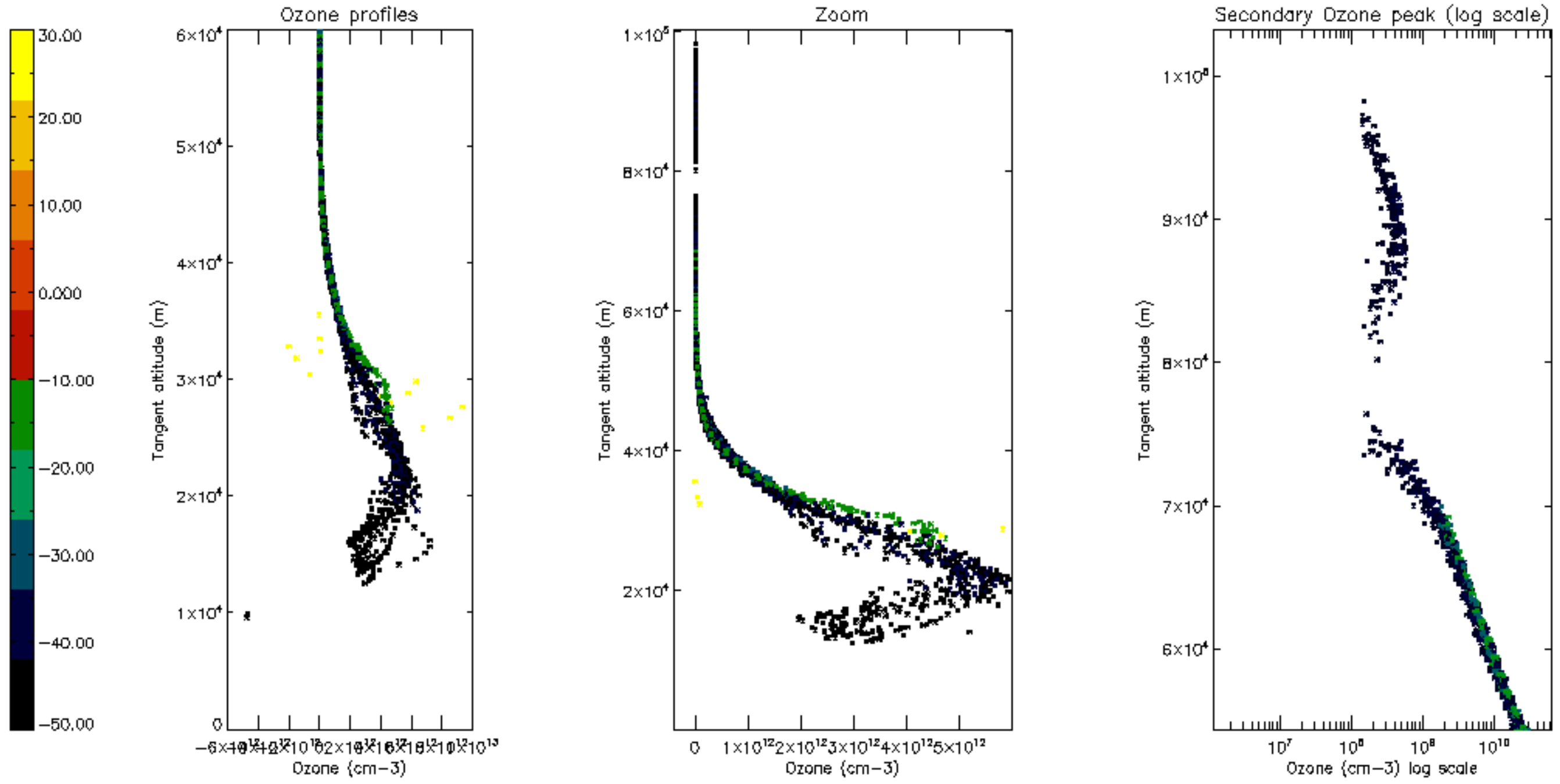
Percentage of saturation errors per profile

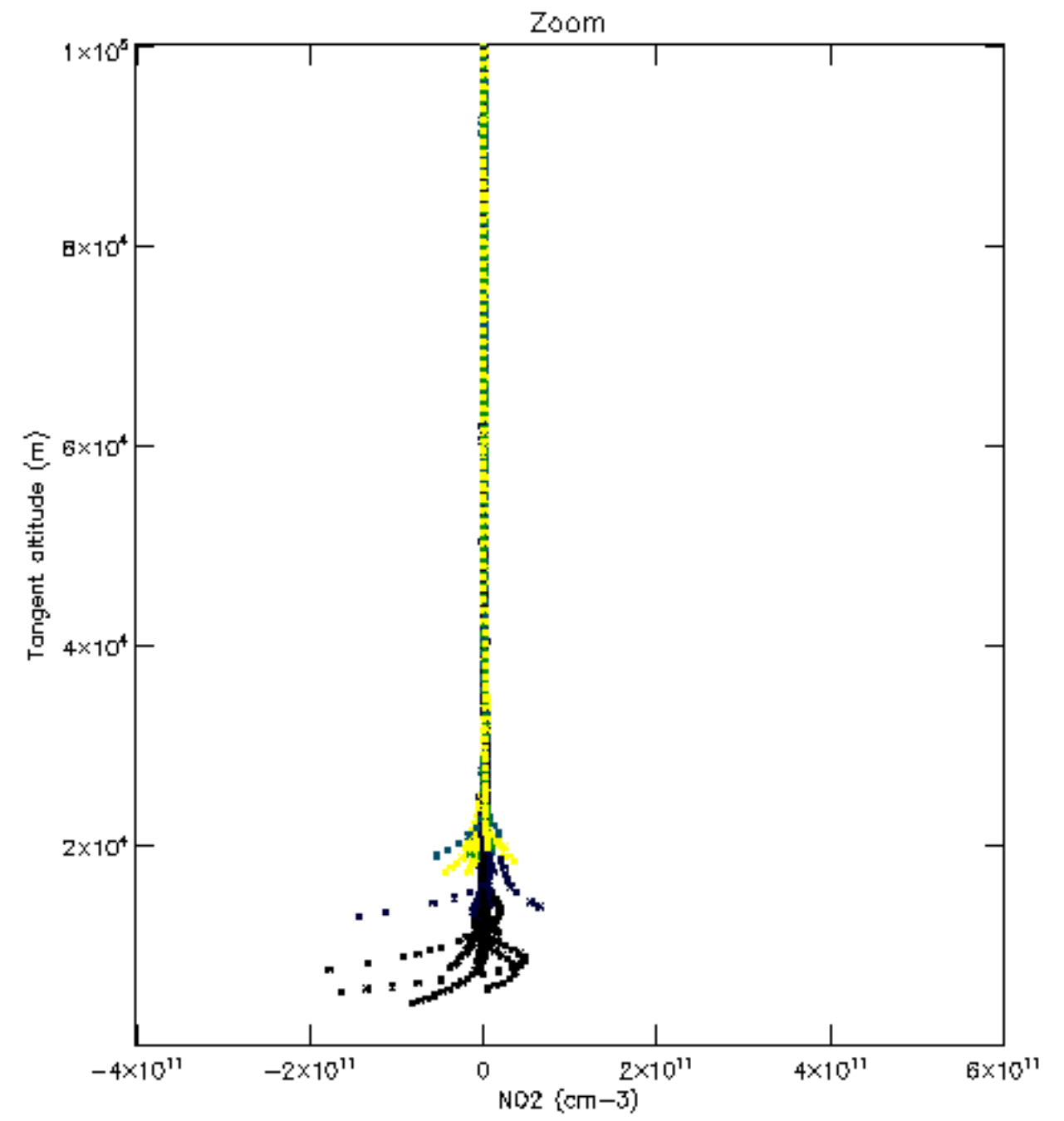
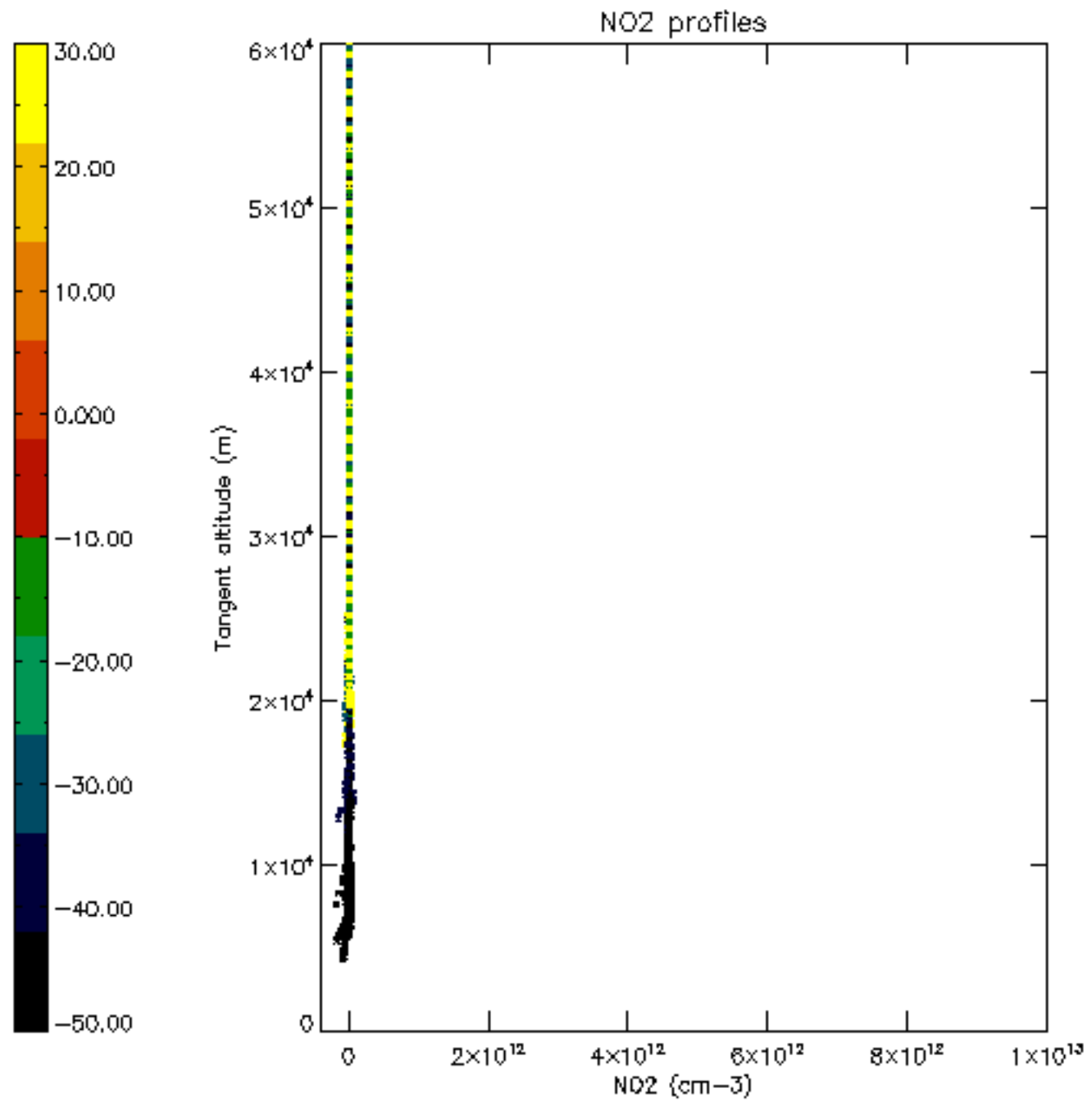


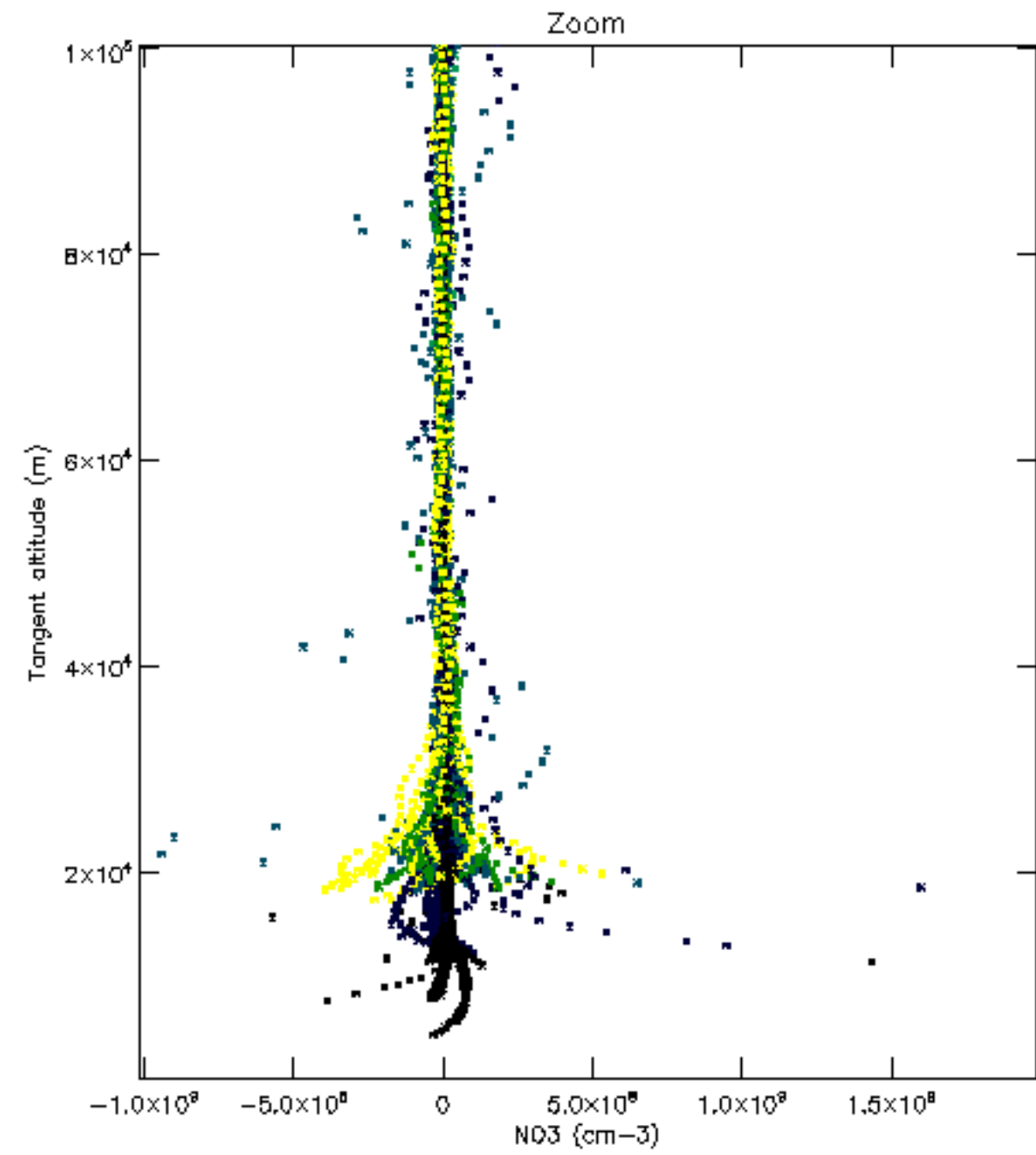
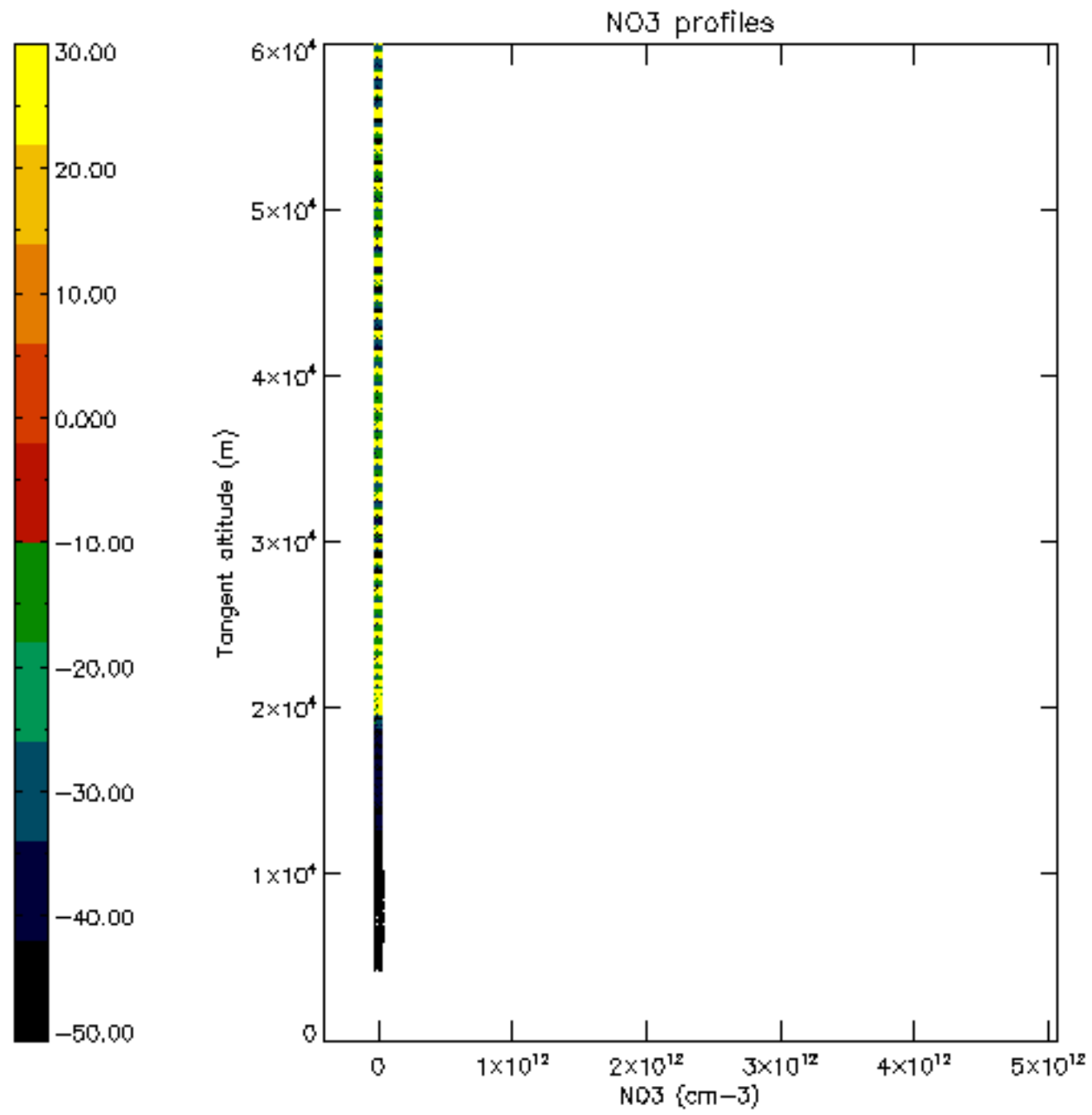


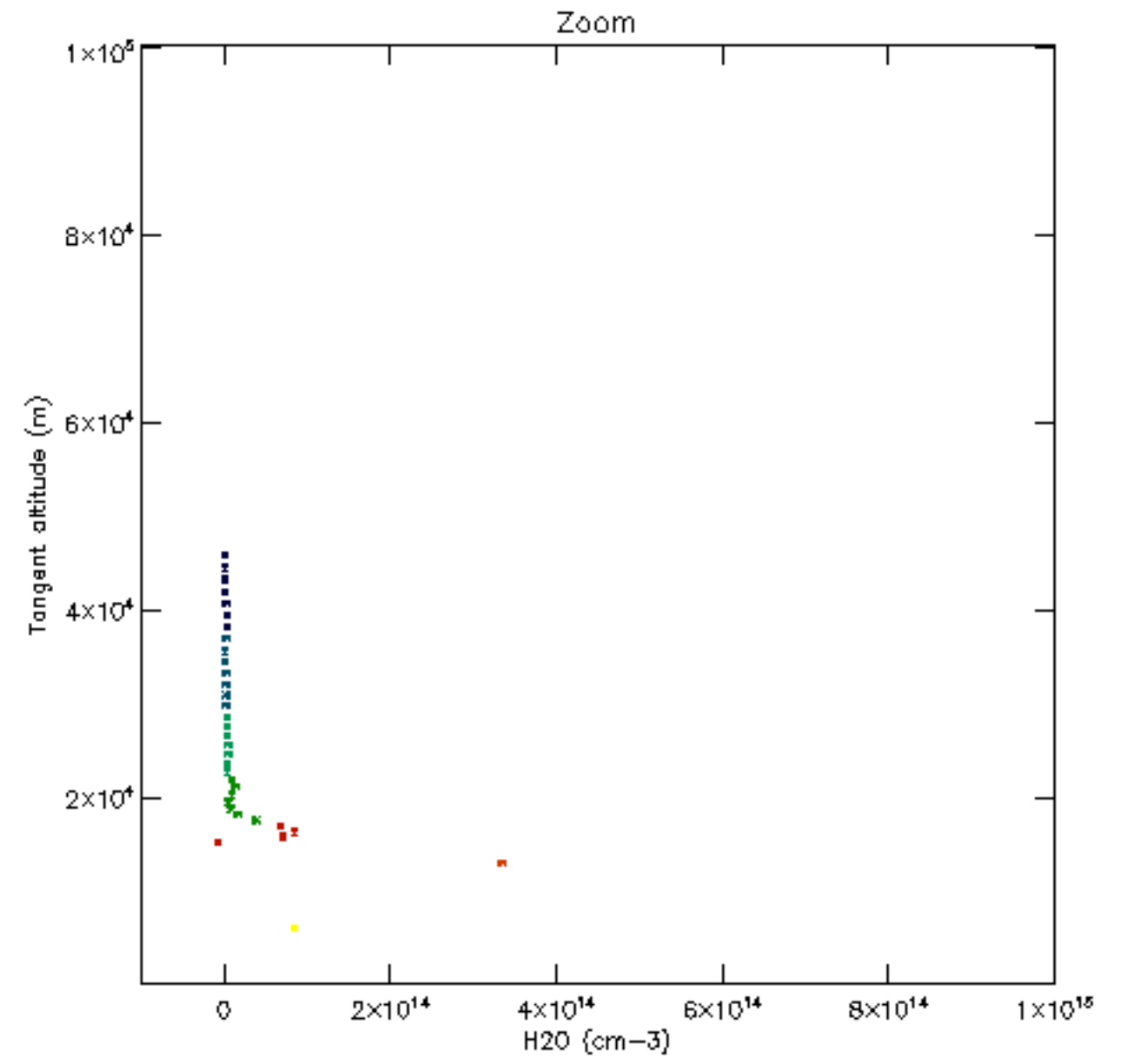
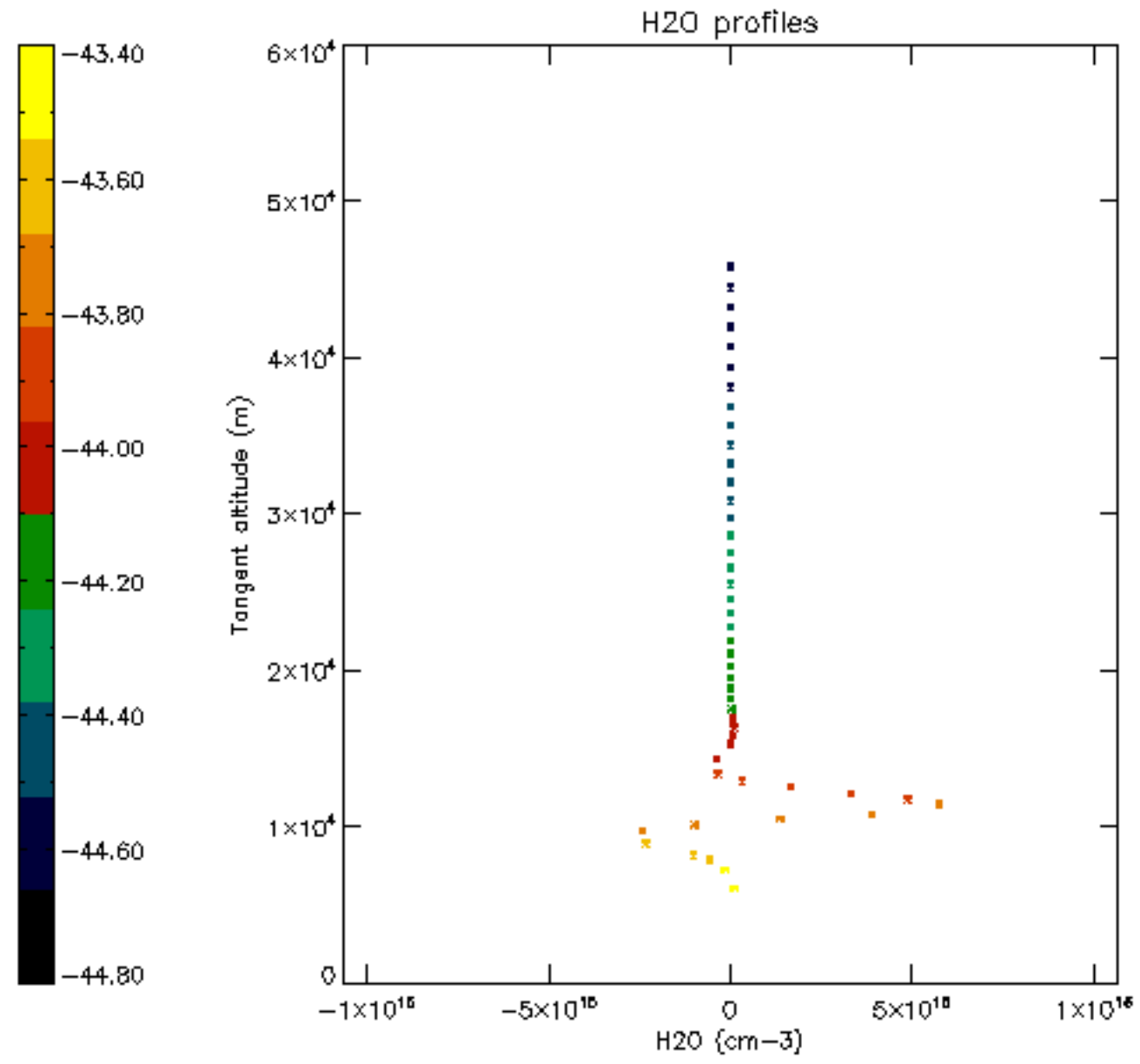


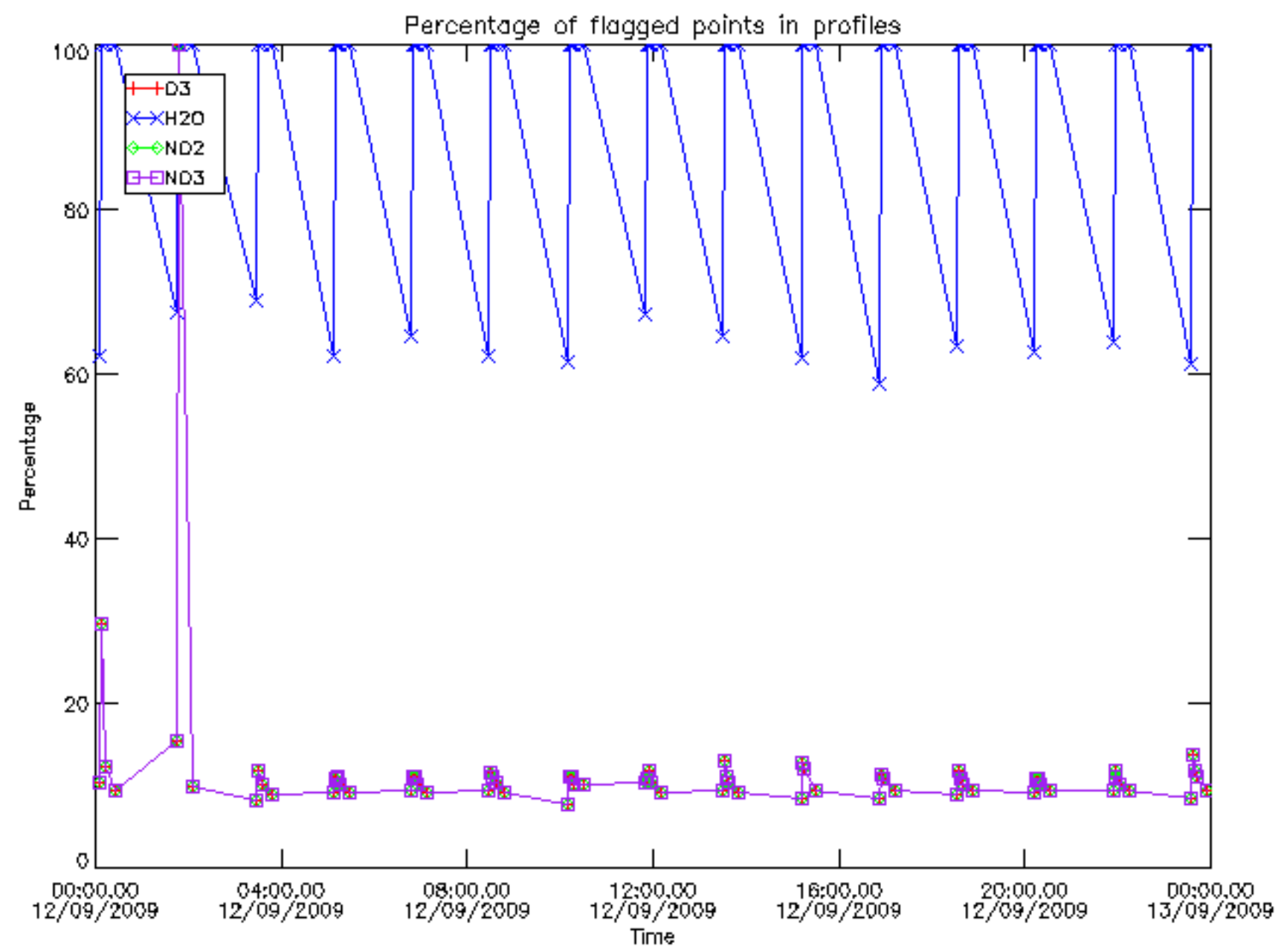




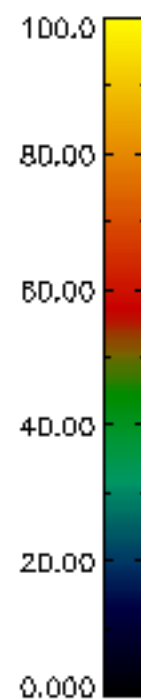
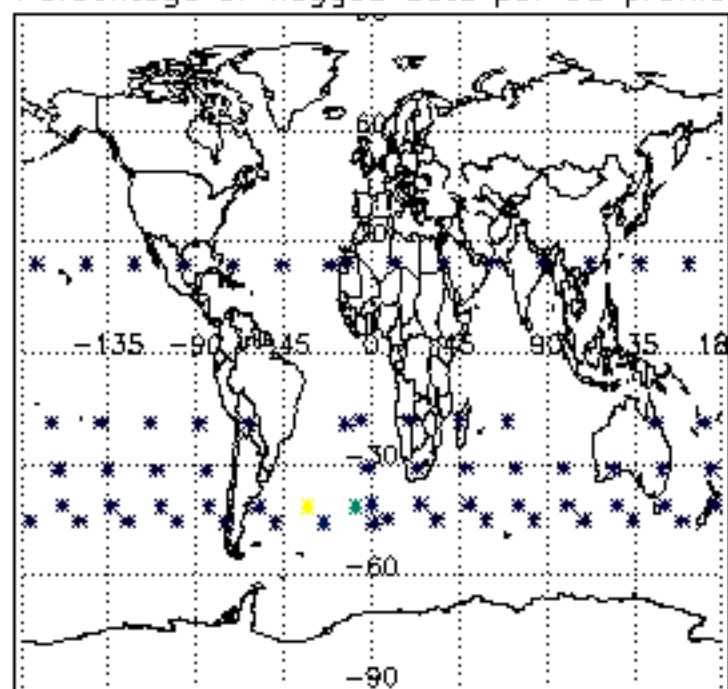




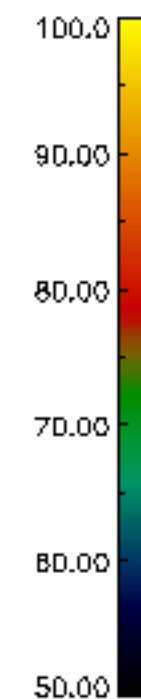
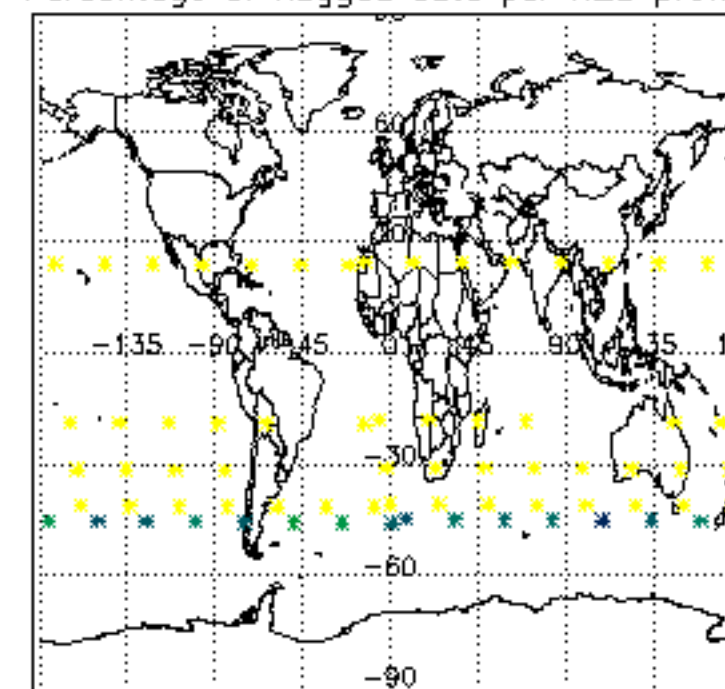




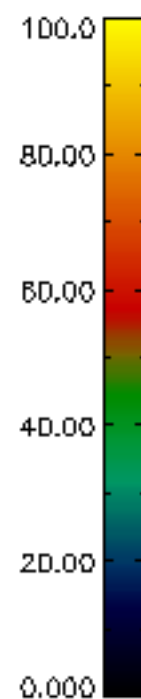
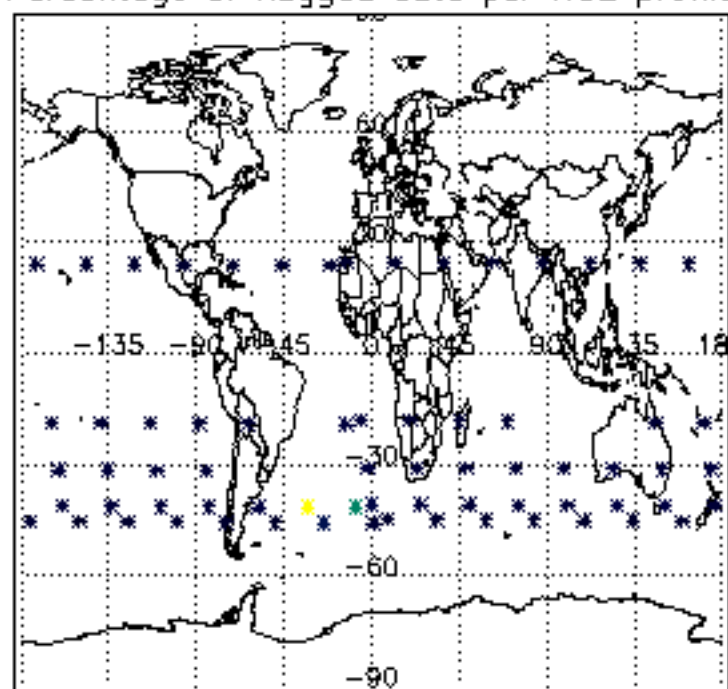
Percentage of flagged data per D3 profile



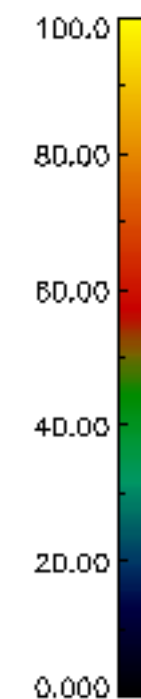
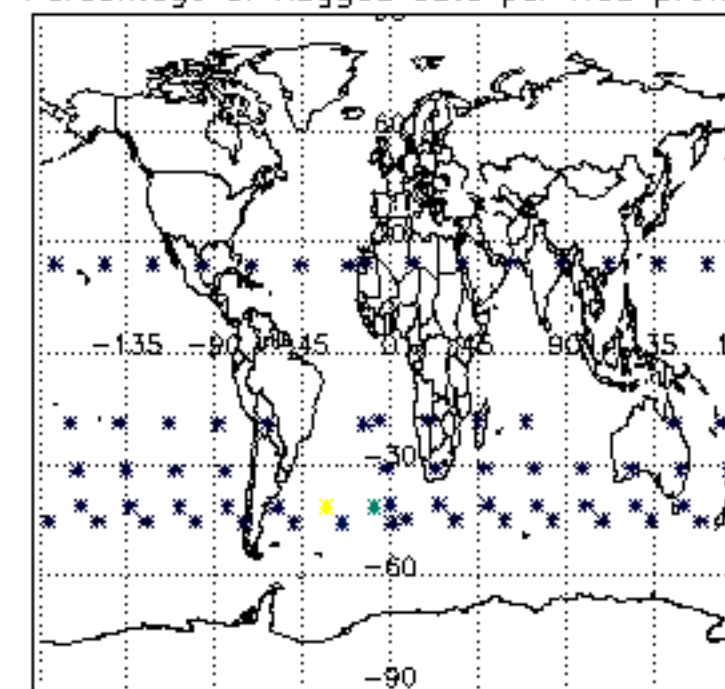
Percentage of flagged data per H2O profile

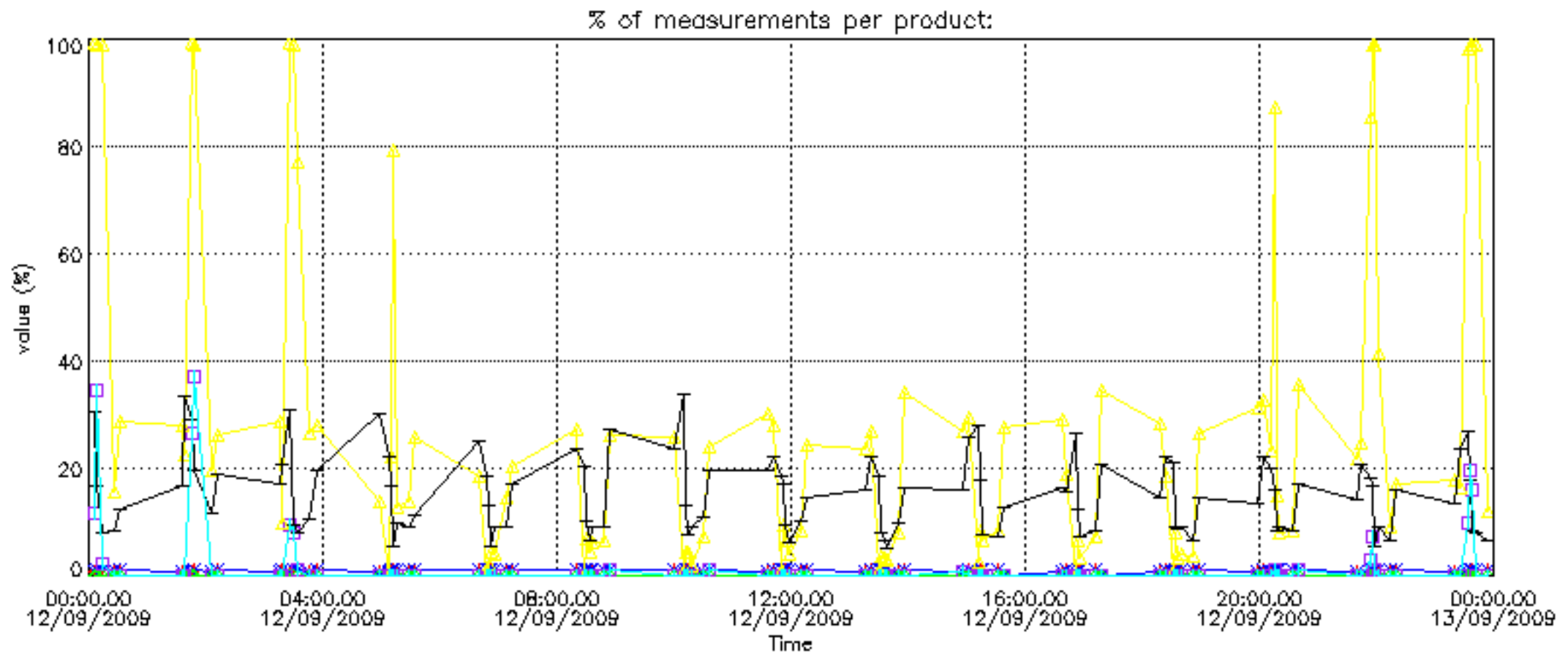


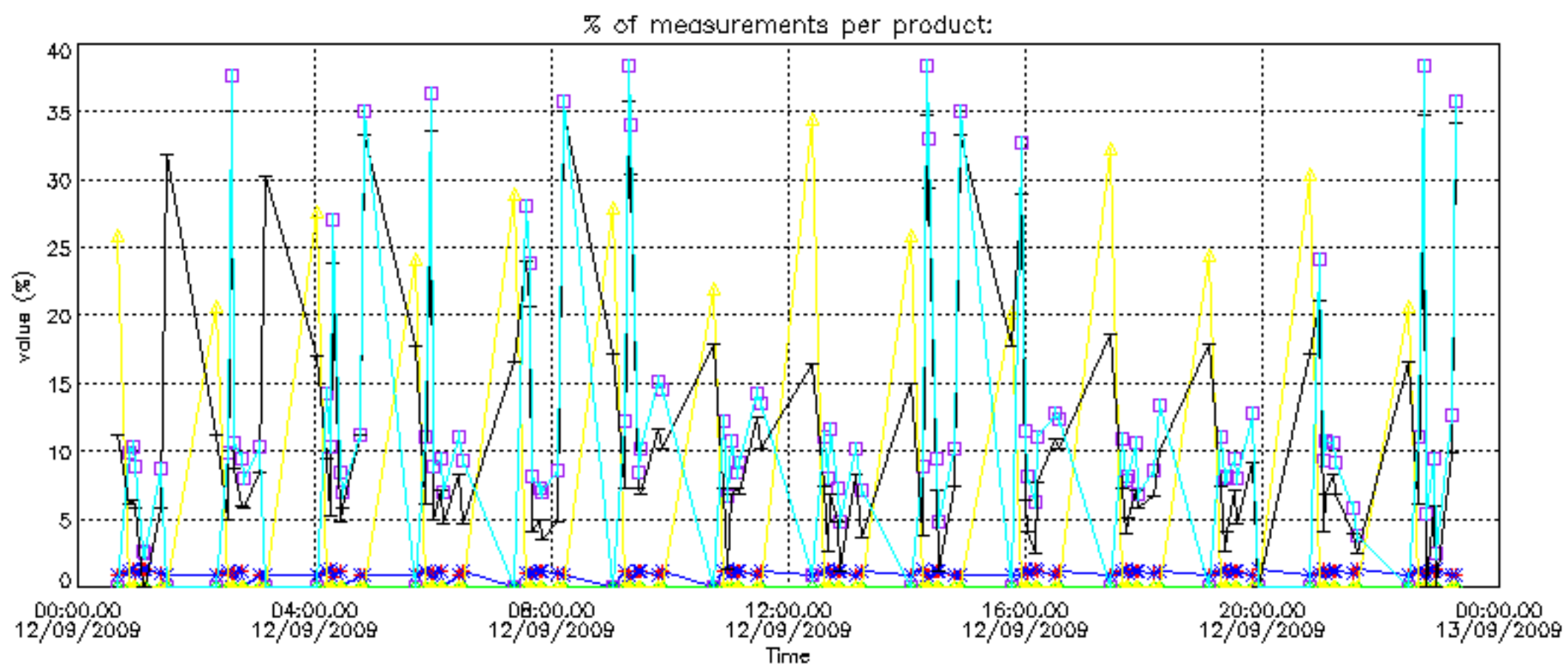
Percentage of flagged data per NO2 profile



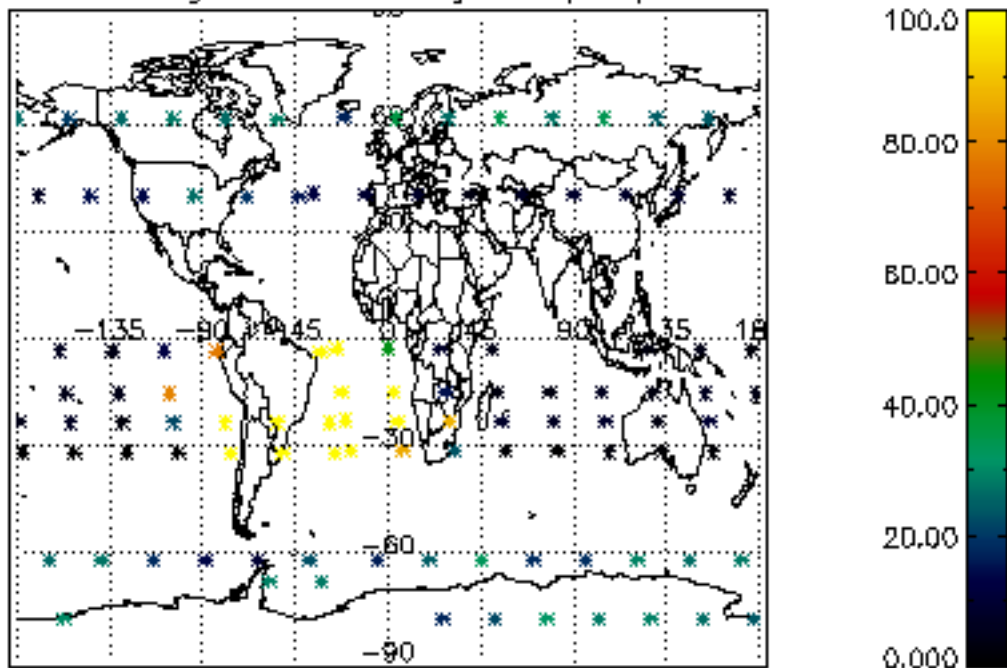
Percentage of flagged data per NO3 profile



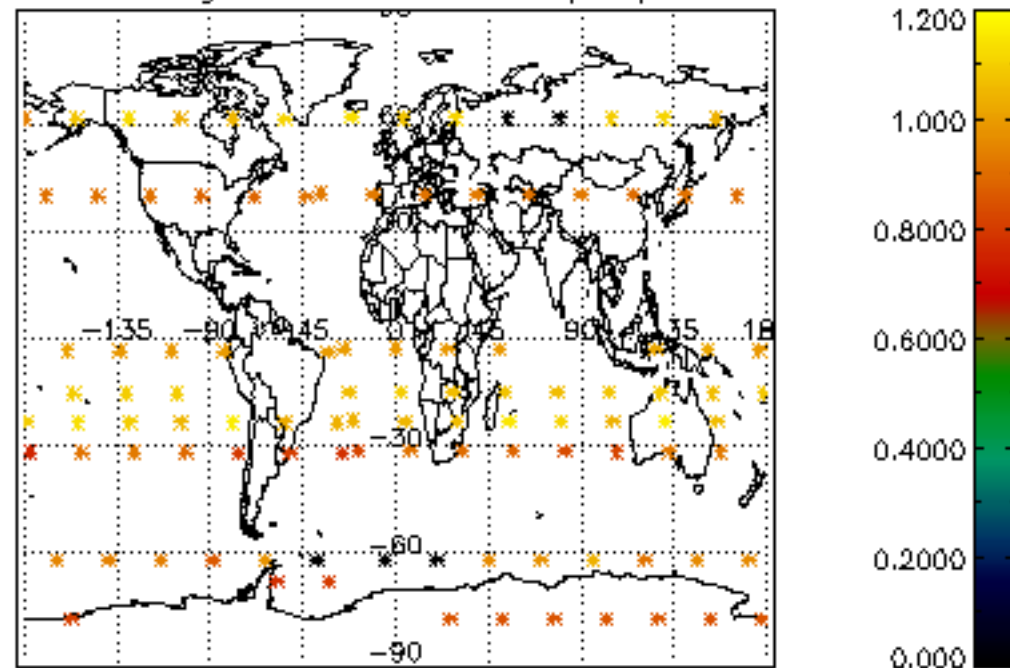




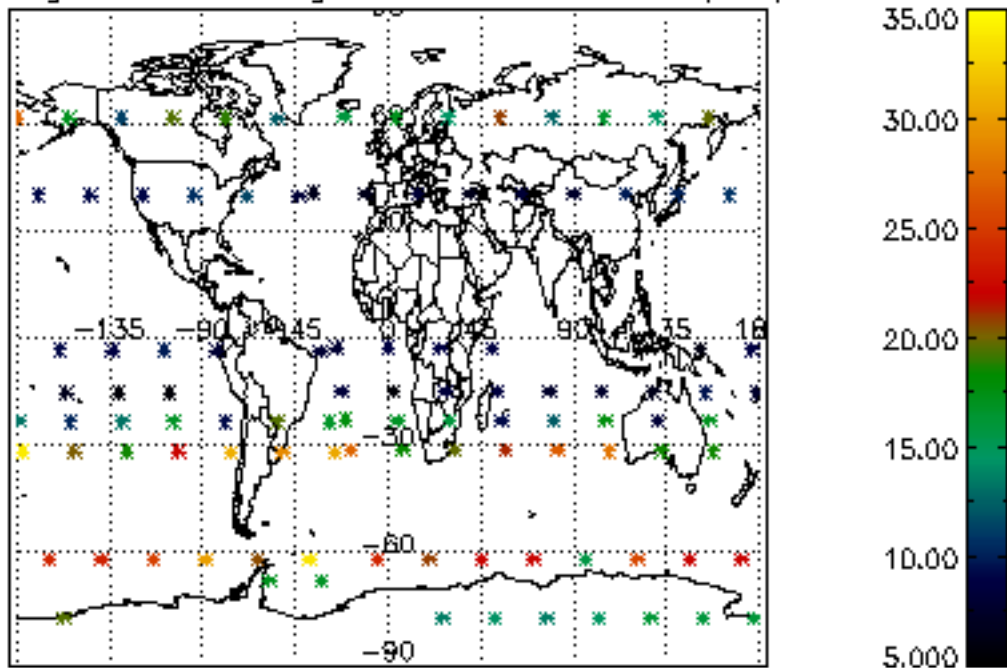
Percentage of cosmic ray hits per profile



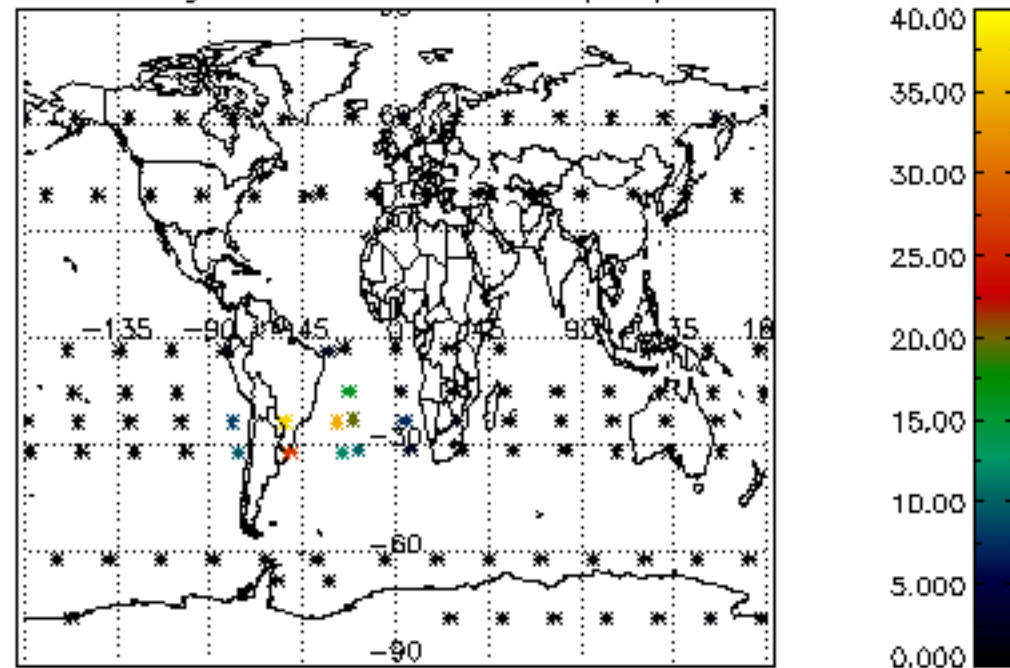
Percentage of datation errors per profile



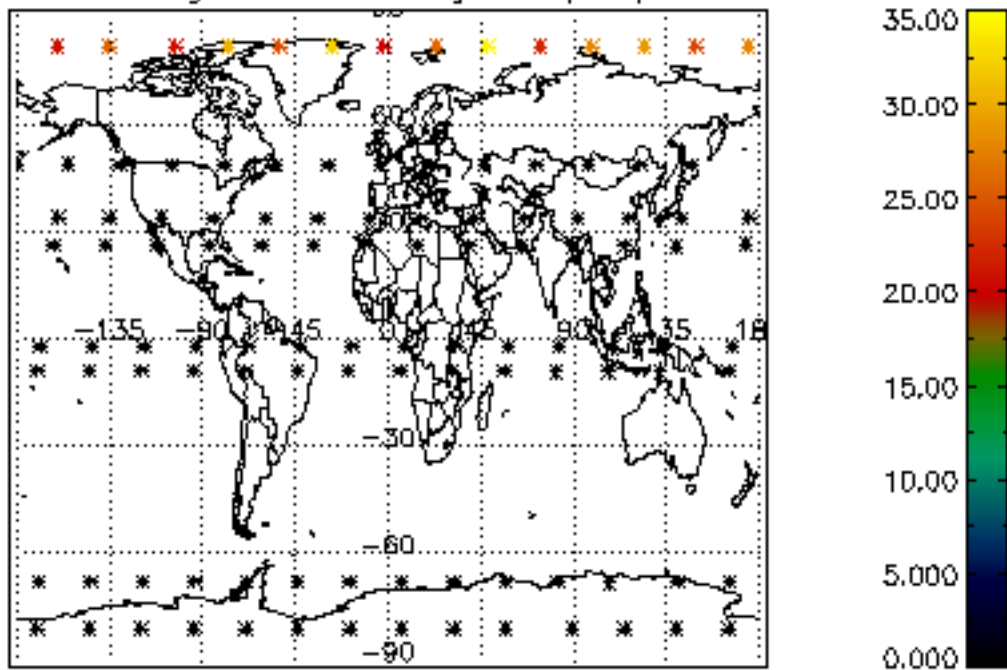
Percentage of star falling outside central band per profile



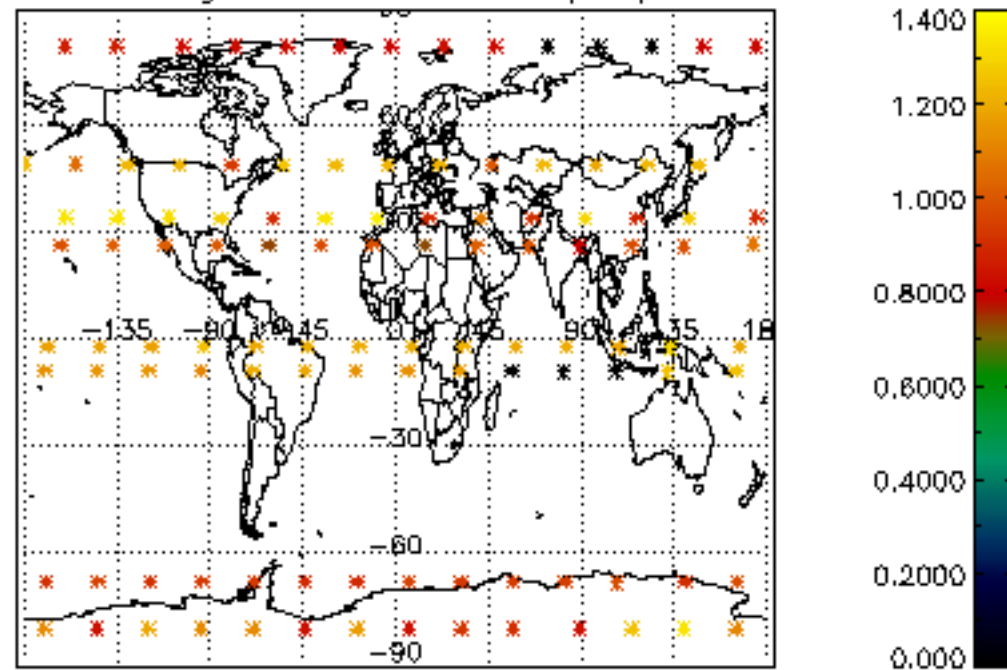
Percentage of saturation errors per profile



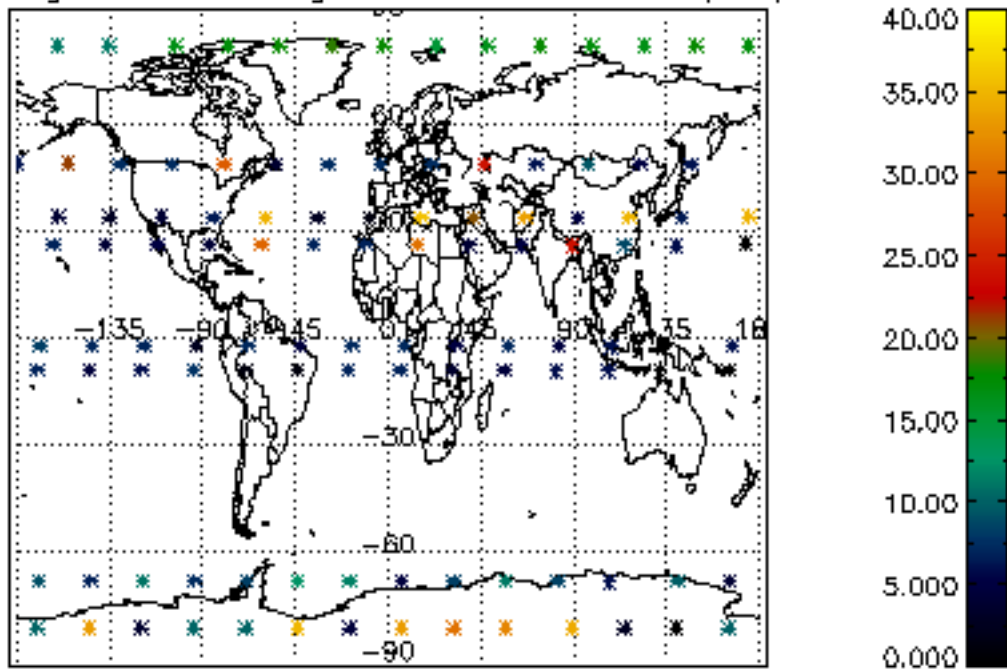
Percentage of cosmic ray hits per profile



Percentage of datation errors per profile



Percentage of star falling outside central band per profile



Percentage of saturation errors per profile

