

GOMOS Level 2 Daily Report

SUMMARY

[1. General Info](#)

[2. Summary of processed GOM_NL_2P products](#)

[3. Level 2 Quality information per product](#)

[3.1 Plot of level 2 quality information per product \(time dependant\)](#)

[3.2 Plot of level 2 quality information per product \(world map\)](#)

[4. Level 1 Quality information per product \(stored on level 2 products\)](#)

[4.1 Plot of level 1 quality information per product \(time dependant\)](#)

[4.1.1 Plot of level 1 quality information per product \(time dependant\): ASCENDING](#)

[4.1.2 Plot of level 1 quality information per product \(time dependant\): DESCENDING](#)

[4.2 Plot of level 1 quality information per product \(world map\)](#)

[4.2.1 Plot of level 1 quality information per product \(world map\): ASCENDING](#)

[4.2.2 Plot of level 1 quality information per product \(world map\): DESCENDING](#)

[5. Ozone profiles based on quality statistics and other trace gas profiles](#)

[5.1 Ozone statistics based on quality of products](#)

[5.2 Plot ozone profiles for all STD \(dark without errors\)](#)

[5.3 Plot ozone profiles where STD < 20% \(dark without errors\)](#)

[5.4. Plot ozone profiles where STD < 10% \(dark without errors\)](#)

[5.5. Plot ozone profiles where STD < 5% \(dark without errors\)](#)

[5.6 Plot NO2 profiles for all STD \(dark without errors\)](#)

[5.7 Plot NO3 profiles for all STD \(dark without errors\)](#)

[5.8 Plot H2O profiles \(only for occultations of stars 1,2,3,4,13,14,16,26,63 dark without errors\) for all STD](#)

[6. Auxiliary Data Files used for the production reported in section 2](#)

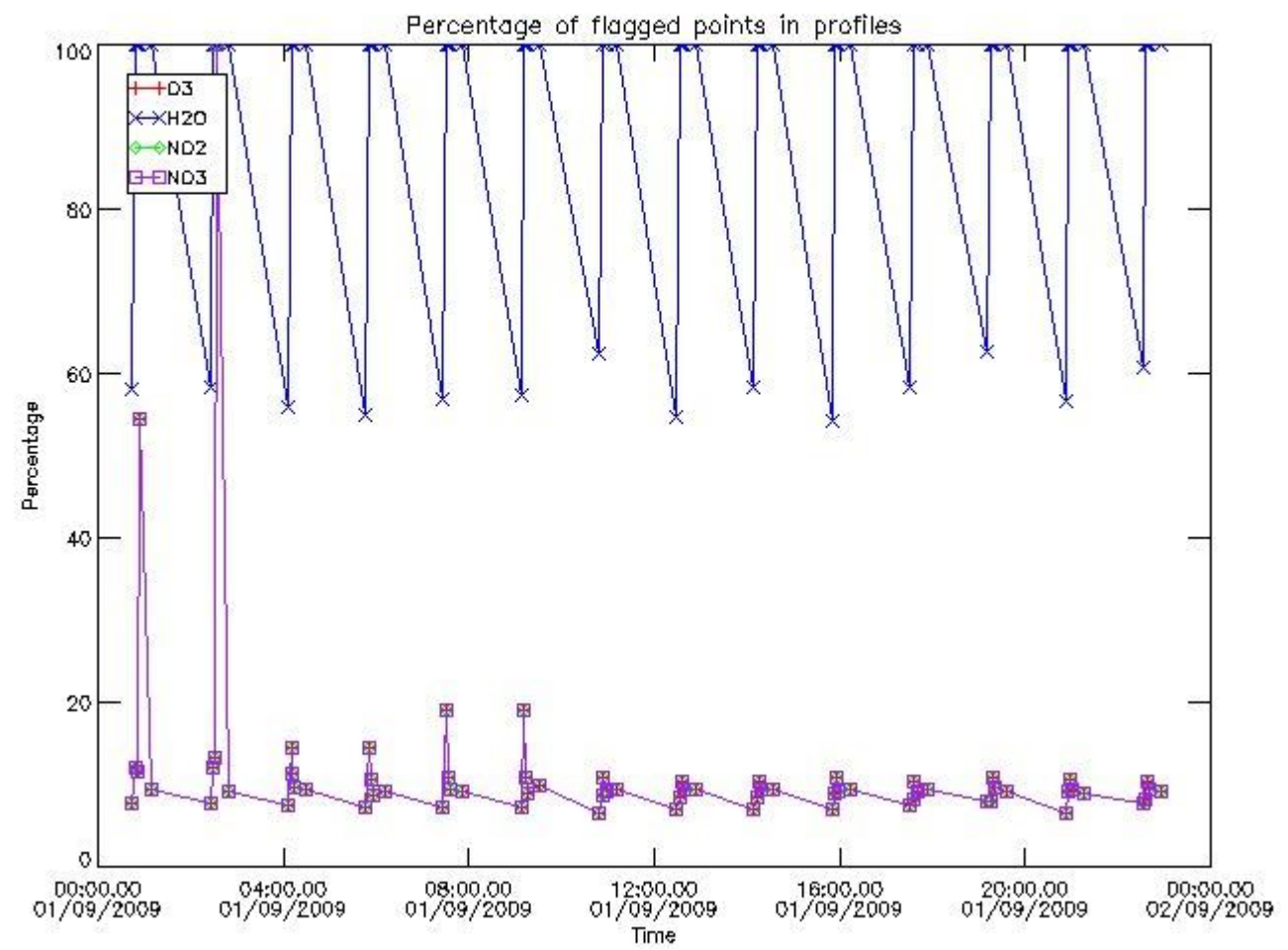
This report presents the daily analysis on parameters extracted from GOMOS level 2 data (GOM_NL__2P). It is intended to monitor some important parameters that will impact the quality of these products. A list of level 2 products (and content) that have arrived during the reporting day to the PCF is also given.

Item	Value
Time of report generation	26APR2013 12:23:11
Data source version	GOMOS/6.01
Start time of products	01-09-2009 (01SEP2009 00:00:00)
Stop time of products	02-09-2009 (02SEP2009 00:00:00)
Store outputs in DB	Yes
Nb of level 2 prods	211
Nb of prods with errors	0

2. Summary of processed GOM_NL__2P products.

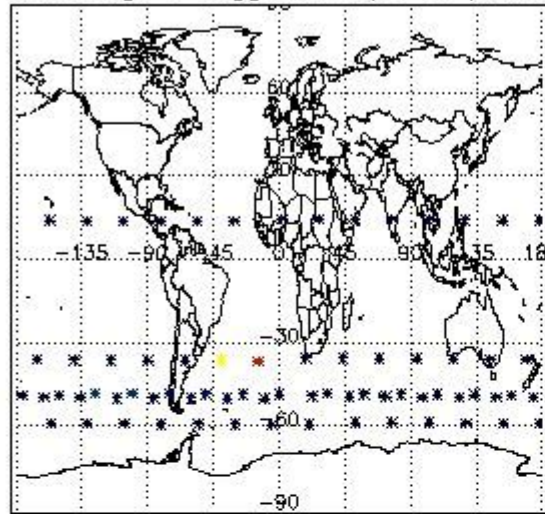
Nr	Filename	UTC Start time	Limb	Duration	Star Id	Star Name	Star Mag	Star Temp	Nb Meas	Orbit	Prod. error
1	GOM_NL__2PRFIN20090901_000139_000000442082_00102_39234_2655.N1	01-SEP-2009 00:01:39	Bright	44.000	164	44Eta Peg	2.9480	5400.0	88	39234	No
2	GOM_NL__2PRFIN20090901_001221_000000422082_00102_39234_2656.N1	01-SEP-2009 00:12:21	Bright	41.500	74	11Bet Cas	2.2680	6600.0	83	39234	No
3	GOM_NL__2PRFIN20090901_001429_000000472082_00102_39234_2657.N1	01-SEP-2009 00:14:29	Bright	47.000	76	27Gam Cas	2.3000	30000.	94	39234	No
4	GOM_NL__2PRFIN20090901_002913_000000642082_00102_39234_2658.N1	01-SEP-2009 00:29:13	Bright	64.000	6	13Alp Aur	0.080000	3400.0	128	39234	No
5	GOM_NL__2PRFIN20090901_003255_000000482082_00102_39234_2659.N1	01-SEP-2009 00:32:55	Bright	47.500	107	37The Aur	2.6490	11000.	95	39234	No
6	GOM_NL__2PRFIN20090901_003804_000000552082_00102_39234_2660.N1	01-SEP-2009 00:38:04	Twi_and_stray	54.500	151	13Mu Gem	2.8900	3000.0	109	39234	No
7	GOM_NL__2PRFIN20090901_003949_000000492082_00102_39234_2661.N1	01-SEP-2009 00:39:49	Twi_and_stray	48.500	44	24Gam Gem	1.9280	11000.	97	39234	No
8	GOM_NL__2PRFIN20090901_004426_000000662082_00102_39234_2662.N1	01-SEP-2009 00:44:26	Dark	66.000	14	58Alp Ori	0.87000	3000.0	132	39234	No
9	GOM_NL__2PRFIN20090901_004836_000000422082_00102_39234_2663.N1	01-SEP-2009 00:48:36	Dark	42.000	30	46Eps Ori	1.6940	30000.	84	39234	No
10	GOM_NL__2PRFIN20090901_005047_000000492082_00102_39234_2664.N1	01-SEP-2009 00:50:47	Dark	48.500	47	2Bet CMa	1.9760	28000.	97	39234	No
11	GOM_NL__2PRFIN20090901_005339_000000512082_00102_39234_2665.N1	01-SEP-2009 00:53:39	Dark	51.000	101	11Alp Lep	2.5820	7000.0	102	39234	No
12	GOM_NL__2PRFIN20090901_010840_000000542082_00103_39235_2680.N1	01-SEP-2009 01:08:40	Dark	54.000	157	The1Eri	2.9060	9300.0	108	39235	No
13	GOM_NL__2PRFIN20090901_011635_000000482082_00103_39235_2681.N1	01-SEP-2009 01:16:35	Straylight	47.500	84	Alp Phe	2.3970	4500.0	95	39235	No
14	GOM_NL__2PRFIN20090901_012243_000000472082_00103_39235_2682.N1	01-SEP-2009 01:22:43	Straylight	46.500	18	24Alp PsA	1.1660	9700.0	93	39235	No
15	GOM_NL__2PRFIN20090901_013803_000000482082_00103_39235_2683.N1	01-SEP-2009 01:38:03	Bright	47.500	90	54Alp Peg	2.4870	11000.	95	39235	No
16	GOM_NL__2PRFIN20090901_014214_000000422082_00103_39235_2684.N1	01-SEP-2009 01:42:14	Bright	41.500	164	44Eta Peg	2.9480	5400.0	83	39235	No
17	GOM_NL__2PRFIN20090901_015256_000000452082_00103_39235_2685.N1	01-SEP-2009 01:52:56	Bright	44.500	74	11Bet Cas	2.2680	6600.0	89	39235	No
18	GOM_NL__2PRFIN20090901_015504_000000452082_00103_39235_2686.N1	01-SEP-2009 01:55:04	Bright	45.000	76	27Gam Cas	2.3000	30000.	90	39235	No
19	GOM_NL__2PRFIN20090901_020949_000000602082_00103_39235_2687.N1	01-SEP-2009 02:09:49	Bright	60.000	6	13Alp Aur	0.080000	3400.0	120	39235	No
20	GOM_NL__2PRFIN20090901_021331_000000482082_00103_39235_2688.N1	01-SEP-2009 02:13:31	Bright	48.000	107	37The Aur	2.6490	11000.	96	39235	No
21	GOM_NL__2PRFIN20090901_021840_000000642082_00103_39235_2689.N1	01-SEP-2009 02:18:40	Twi_and_stray	64.000	151	13Mu Gem	2.8900	3000.0	128	39235	No
22	GOM_NL__2PRFIN20090901_022026_000000472082_00103_39235_2690.N1	01-SEP-2009 02:20:26	Twi_and_stray	47.000	44	24Gam Gem	1.9280	11000.	94	39235	No
23	GOM_NL__2PRFIN20090901_022502_000000672082_00103_39235_2691.N1	01-SEP-2009 02:25:02	Dark	66.500	14	58Alp Ori	0.87000	3000.0	133	39235	No
24	GOM_NL__2PRFIN20090901_022913_000000422082_00103_39235_2692.N1	01-SEP-2009 02:29:13	Dark	42.000	30	46Eps Ori	1.6940	30000.	84	39235	No
25	GOM_NL__2PRFIN20090901_023124_000000502082_00103_39235_2693.N1	01-SEP-2009 02:31:24	Dark	49.500	47	2Bet CMa	1.9760	28000.	99	39235	No
26	GOM_NL__2PRFIN20090901_023417_000000532082_00103_39235_2694.N1	01-SEP-2009 02:34:17	Dark	52.500	101	11Alp Lep	2.5820	7000.0	105	39235	No
27	GOM_NL__2PRFIN20090901_024918_000000562082_00104_39236_2694.N1	01-SEP-2009 02:49:18	Dark	56.000	157	The1Eri	2.9060	9300.0	112	39236	No
28	GOM_NL__2PRFIN20090901_025712_000000482082_00104_39236_2695.N1	01-SEP-2009 02:57:12	Straylight	47.500	84	Alp Phe	2.3970	4500.0	95	39236	No
29	GOM_NL__2PRFIN20090901_030319_000000462082_00104_39236_2696.N1	01-SEP-2009 03:03:19	Straylight	46.000	18	24Alp PsA	1.1660	9700.0	92	39236	No
30	GOM_NL__2PRFIN20090901_031838_000000472082_00104_39236_2697.N1	01-SEP-2009 03:18:38	Bright	47.000	90	54Alp Peg	2.4870	11000.	94	39236	No
31	GOM_NL__2PRFIN20090901_032250_000000432082_00104_39236_2698.N1	01-SEP-2009 03:22:50	Bright	43.000	164	44Eta Peg	2.9480	5400.0	86	39236	No
32	GOM_NL__2PRFIN20090901_033331_000000402082_00104_39236_2699.N1	01-SEP-2009 03:33:31	Bright	40.000	74	11Bet Cas	2.2680	6600.0	80	39236	No
33	GOM_NL__2PRFIN20090901_033539_000000462082_00104_39236_2700.N1	01-SEP-2009 03:35:39	Bright	46.000	76	27Gam Cas	2.3000	30000.	92	39236	No
34	GOM_NL__2PRFIN20090901_035024_000000592082_00104_39236_2701.N1	01-SEP-2009 03:50:24	Bright	58.500	6	13Alp Aur	0.080000	3400.0	117	39236	No
35	GOM_NL__2PRFIN20090901_035407_000000482082_00104_39236_2702.N1	01-SEP-2009 03:54:07	Bright	47.500	107	37The Aur	2.6490	11000.	95	39236	No
36	GOM_NL__2PRFIN20090901_035916_000000542082_00104_39236_2703.N1	01-SEP-2009 03:59:16	Twi_and_stray	53.500	151	13Mu Gem	2.8900	3000.0	107	39236	No
37	GOM_NL__2PRFIN20090901_040102_000000492082_00104_39236_2704.N1	01-SEP-2009 04:01:02	Twi_and_stray	48.500	44	24Gam Gem	1.9280	11000.	97	39236	No
38	GOM_NL__2PRFIN20090901_040539_000000742082_00104_39236_2705.N1	01-SEP-2009 04:05:39	Dark	74.000	14	58Alp Ori	0.87000	3000.0	148	39236	No
39	GOM_NL__2PRFIN20090901_040950_000000352082_00104_39236_2706.N1	01-SEP-2009 04:09:50	Dark	35.000	30	46Eps Ori	1.6940	30000.	70	39236	No
40	GOM_NL__2PRFIN20090901_041201_000000492082_00104_39236_2707.N1	01-SEP-2009 04:12:01	Dark	49.000	47	2Bet CMa	1.9760	28000.	98	39236	No
41	GOM_NL__2PRFIN20090901_041453_000000532082_00104_39236_2708.N1	01-SEP-2009 04:14:53	Dark	53.000	101	11Alp Lep	2.5820	7000.0	106	39236	No
42	GOM_NL__2PRFIN20090901_042955_000000542082_00105_39237_2707.N1	01-SEP-2009 04:29:55	Dark	54.000	157	The1Eri	2.9060	9300.0	108	39237	No

3.1 Plot quality information per product (time dependant)

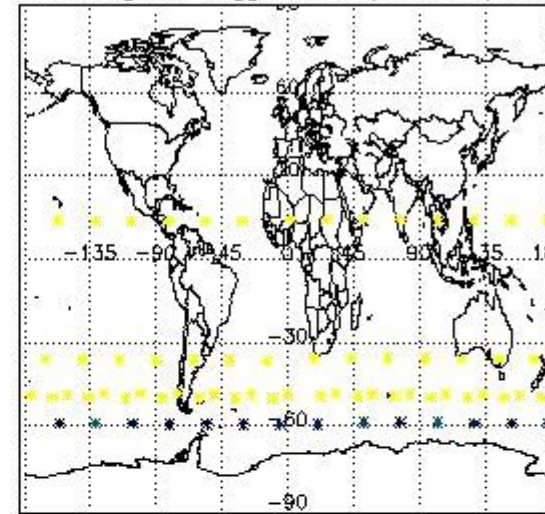


3.2 Plot quality information per product (world map)

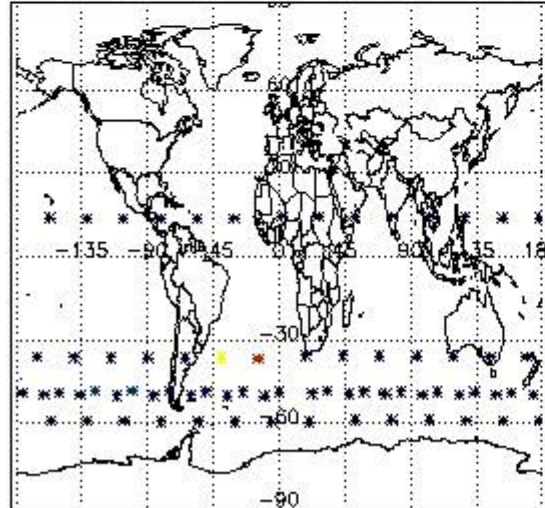
Percentage of flagged data per O3 profile



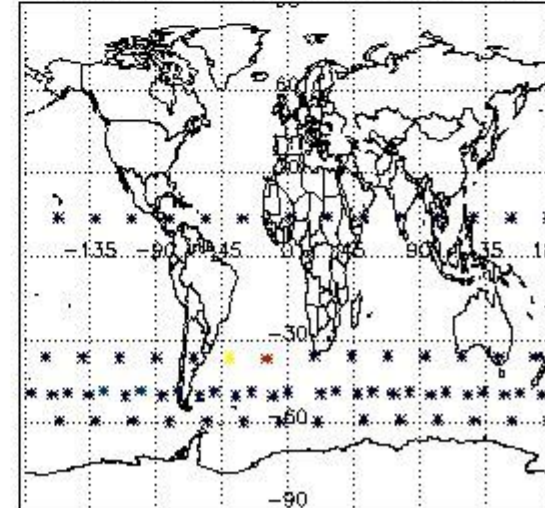
Percentage of flagged data per H2O profile



Percentage of flagged data per NO2 profile



Percentage of flagged data per NO3 profile

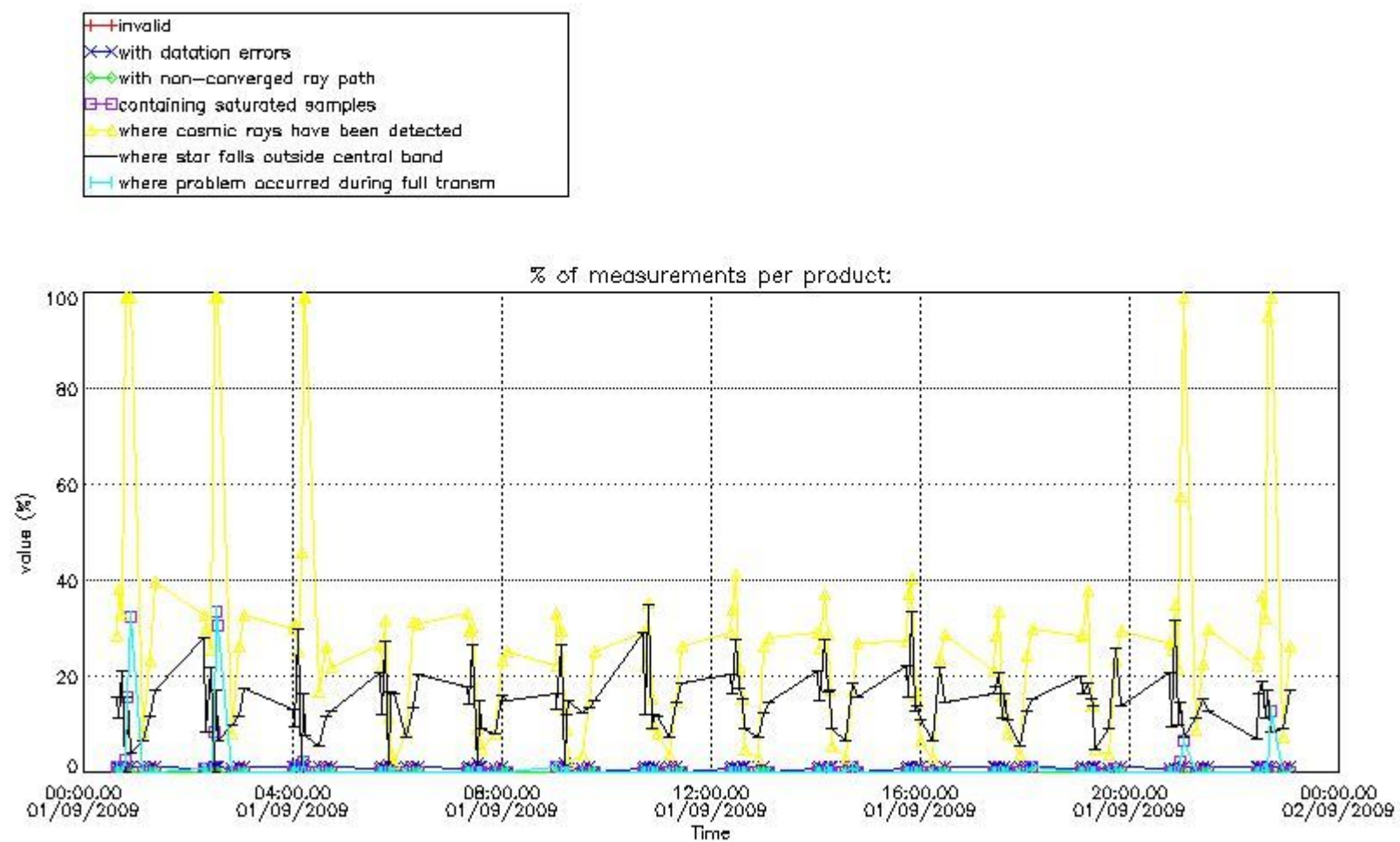


4. Level 1 quality information per product

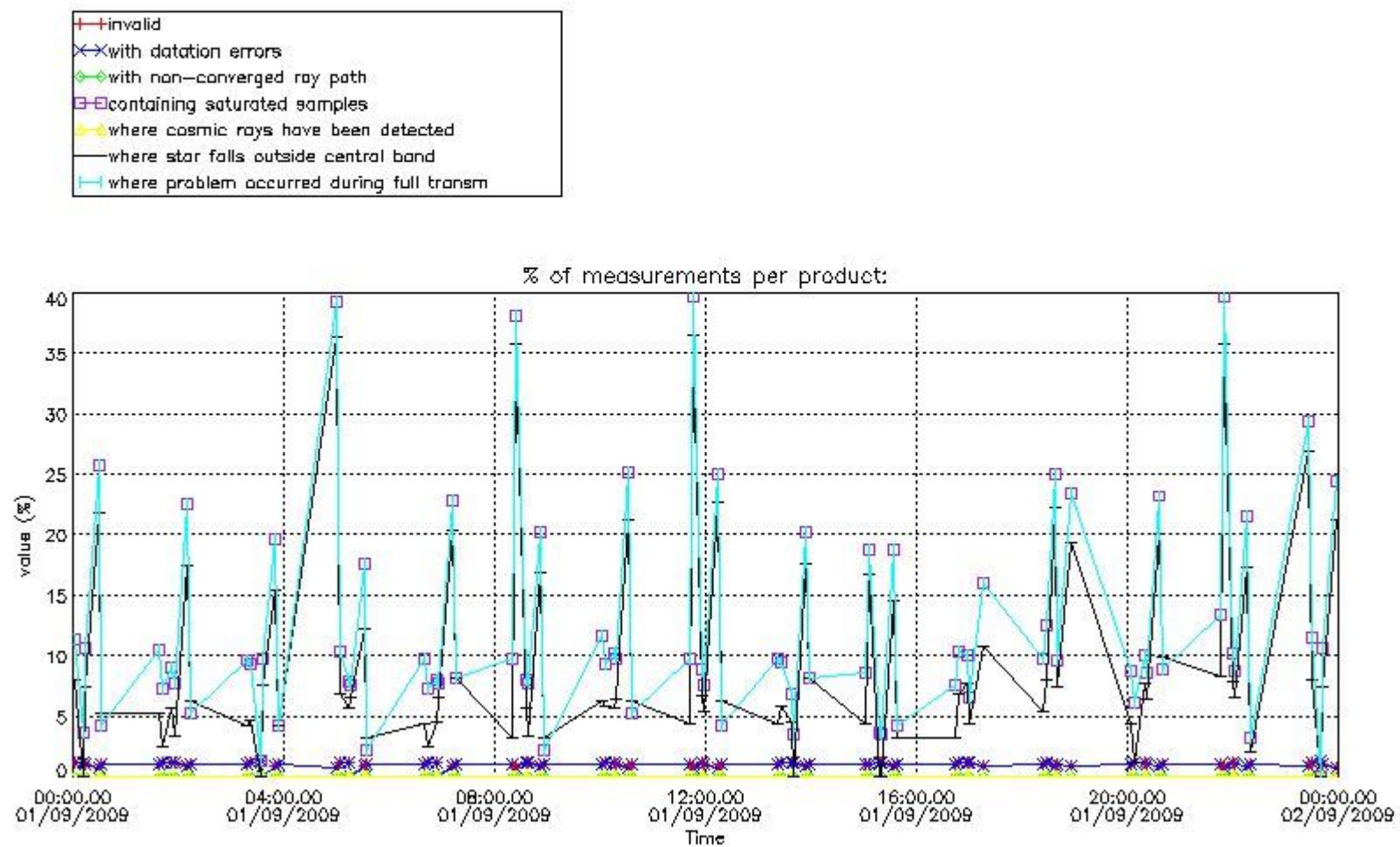
In this section it is plotted some information contained in the Quality Summary data set of the level 2 products that comes from the level 1b processing. Products without errors (error flag in the MPH set to "0") are used.

4.1 Plot quality information per product (time dependant) coming from level 1b processing

4.1.1 Plot level 1 quality information per product (time dependant): ENVISAT ASCENDING passes



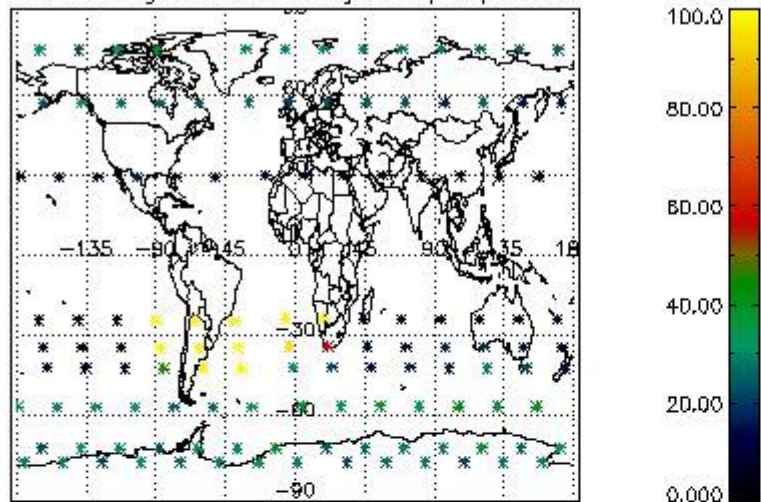
4.1.2 Plot level 1 quality information per product (time dependant): ENVI SAT DESCENDING passes



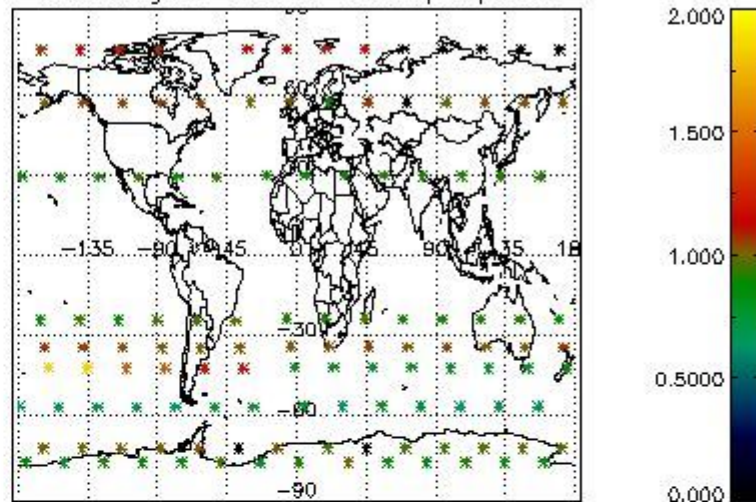
4.2 Plot quality information per product coming from level 1b processing (world map)

4.2.1 Plot level 1 quality information per product (world map): ENVISAT ASCENDING passes

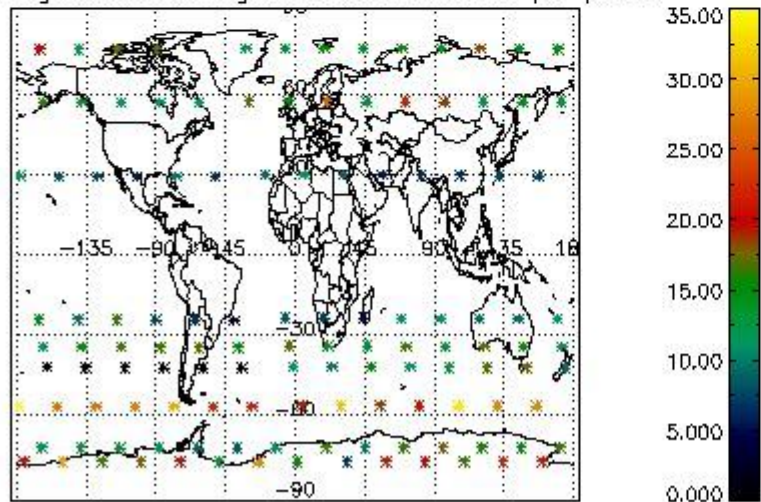
Percentage of cosmic ray hits per profile



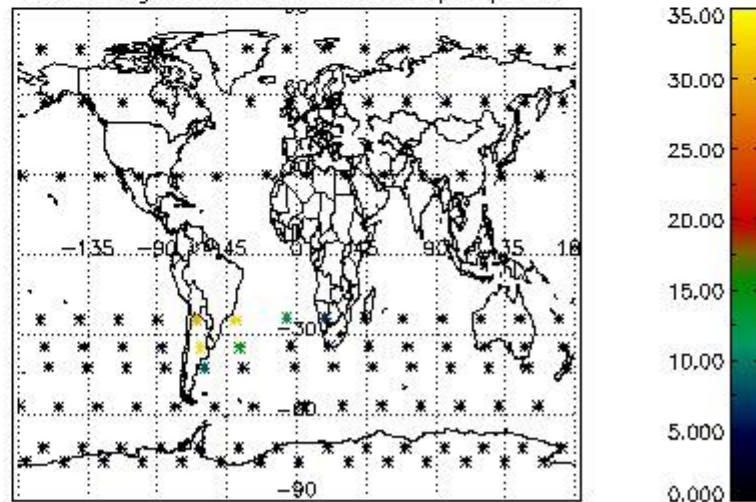
Percentage of datation errors per profile



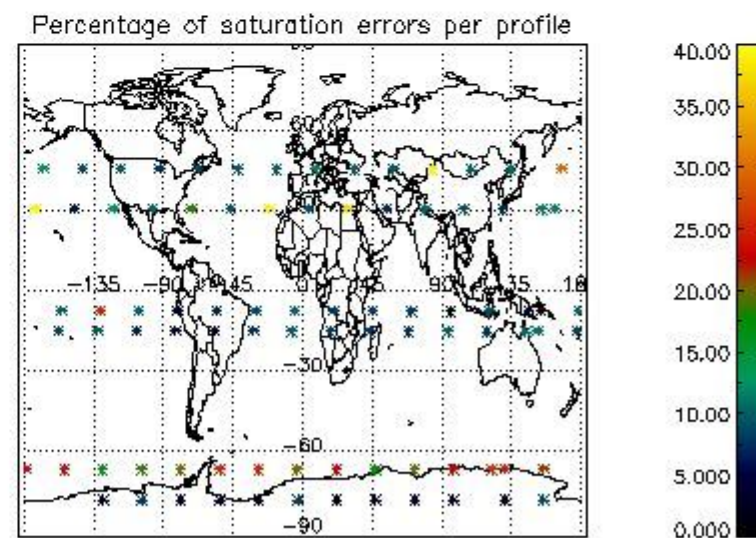
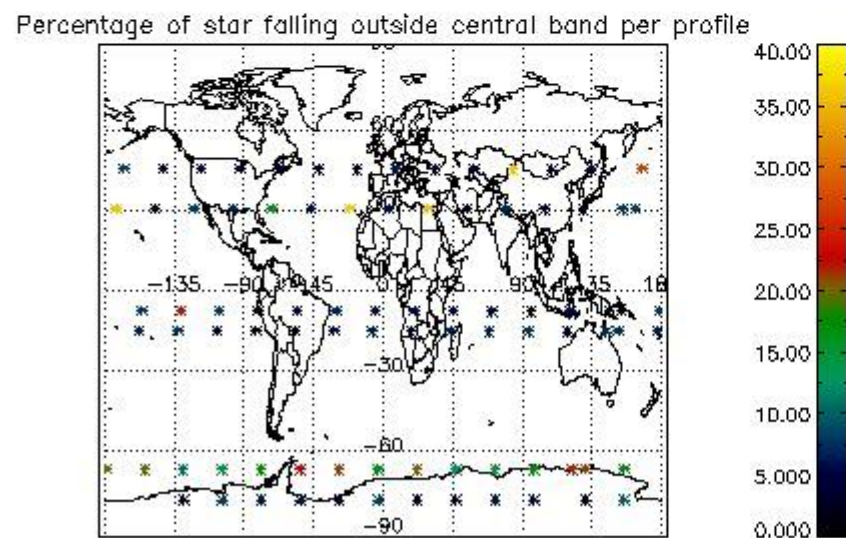
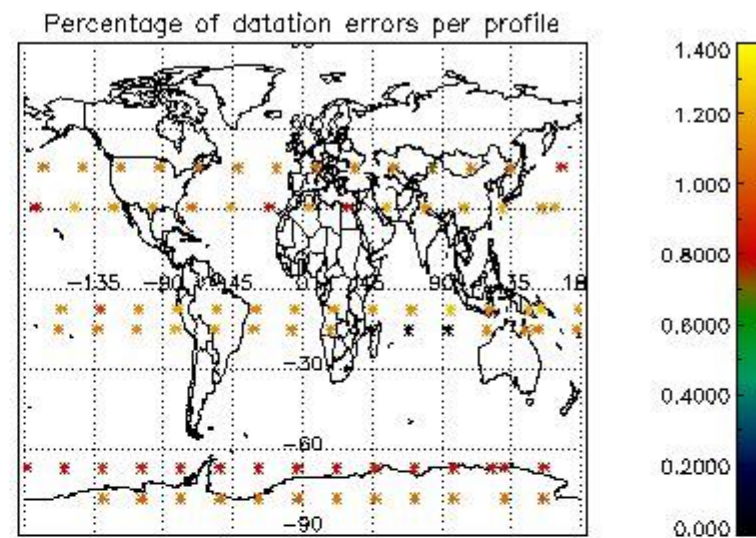
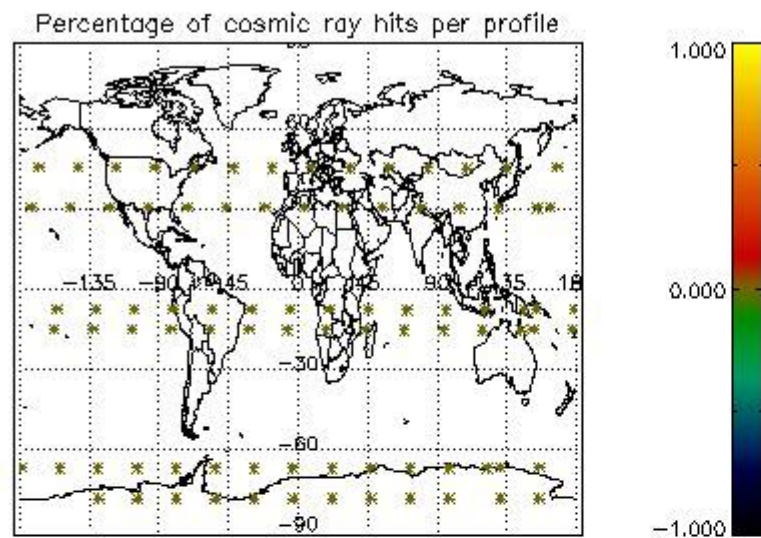
Percentage of star falling outside central band per profile



Percentage of saturation errors per profile



4.2.2 Plot level 1 quality information per product (world map): ENVISAT DESCENDING passes



5. Trace gas profiles

5.1 Ozone statistics based on quality of products

The final quality of the products can be "measured" using the STD (Standard Deviation) attached to every point profile. This information is written to the parameter GOM_NL__2P/NL_LOCAL_SPECIES_DENSITY/o3_std of the level 2 products. The table below shows the statistics for given STD ranges.

The statistics are given with respect to the overall valid production:

- Products without fatal errors: GOM_NL__2P/MPH/PRODUCT_ERR=0
- Valid point profile: GOM_NL__2P/NL_LOCAL_SPECIES_DENSITY/pcd(0)=0

The 'Criteria' is applied to valid points of dark limb products:

- Products in dark limb illumination condition: GOM_NL__2P/NL_SUMMARY_QUALITY/obs_ill_cond=0
- Products without fatal errors: GOM_NL__2P/MPH/PRODUCT_ERR=0
- Valid point profile: GOM_NL__2P/NL_LOCAL_SPECIES_DENSITY/pcd(0)=0

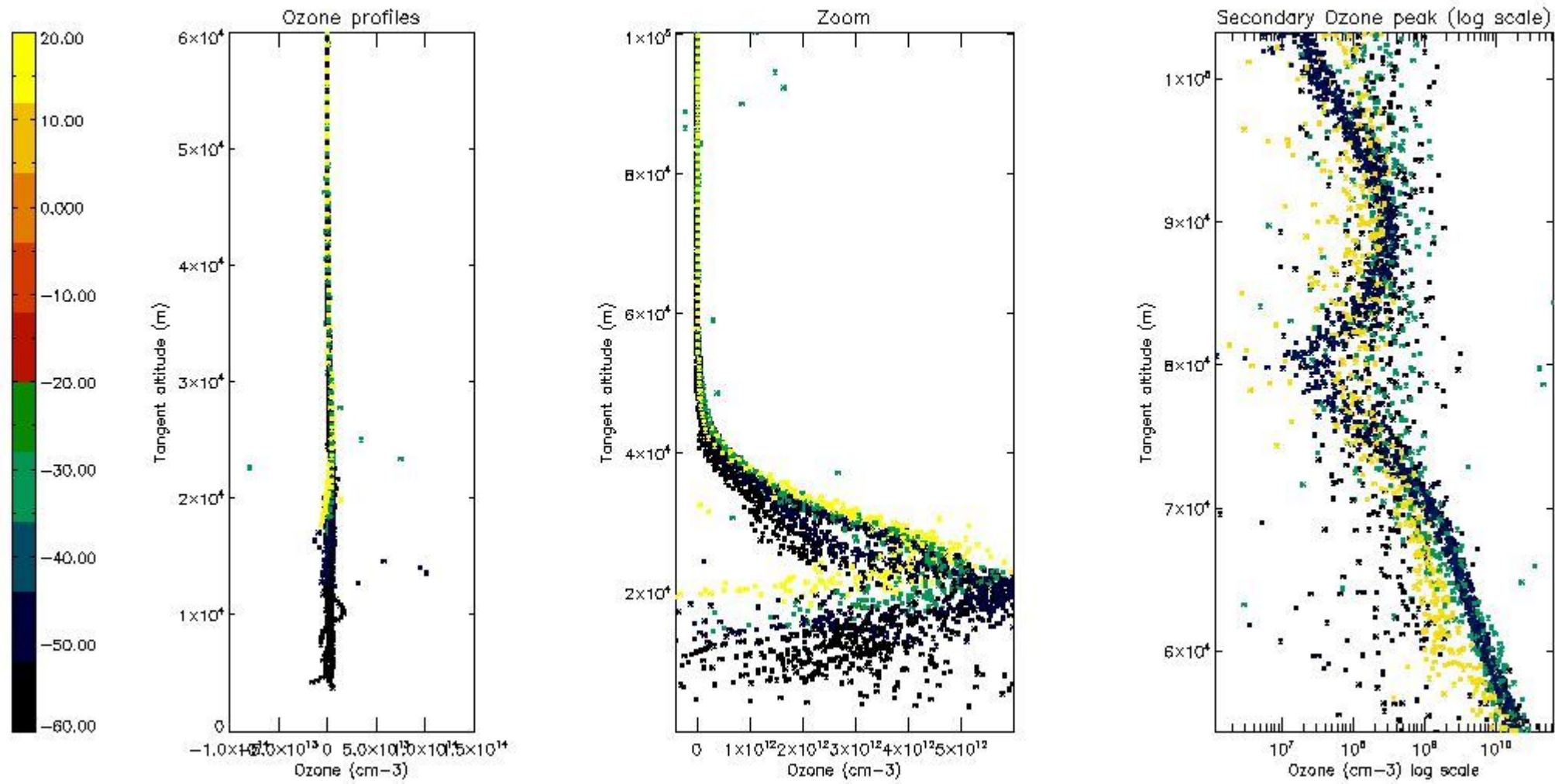
So, the table below shows the percentage of dark limb and valid observations for each criteria with respect to the overall valid daily observations.

Criteria	% of total production
All STD	36
STD < 20	17

STD < 10	14
STD < 5	7

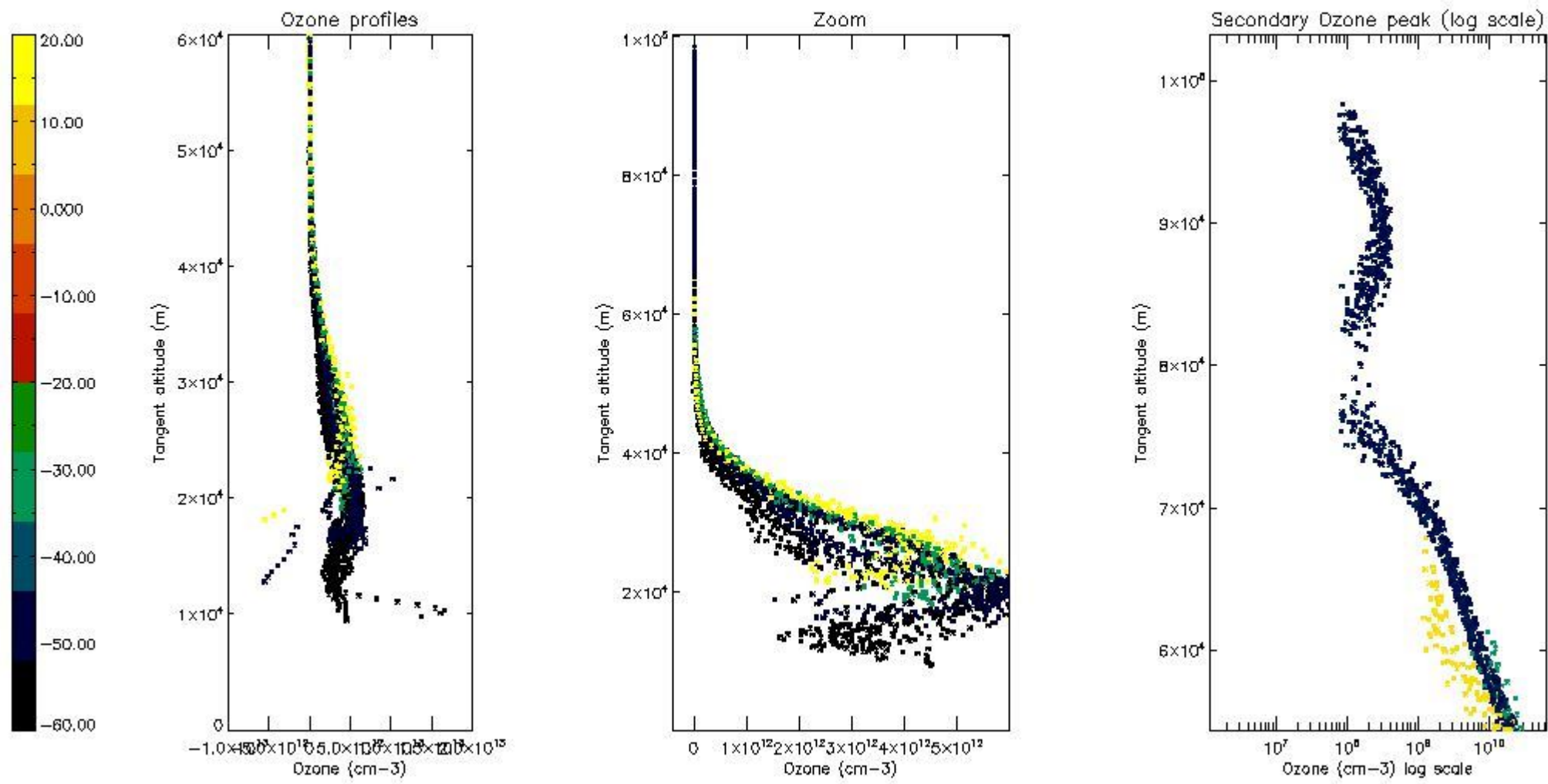
5.2 Plot ozone profiles for all STD (dark without errors)

The colorbar represents the latitude.



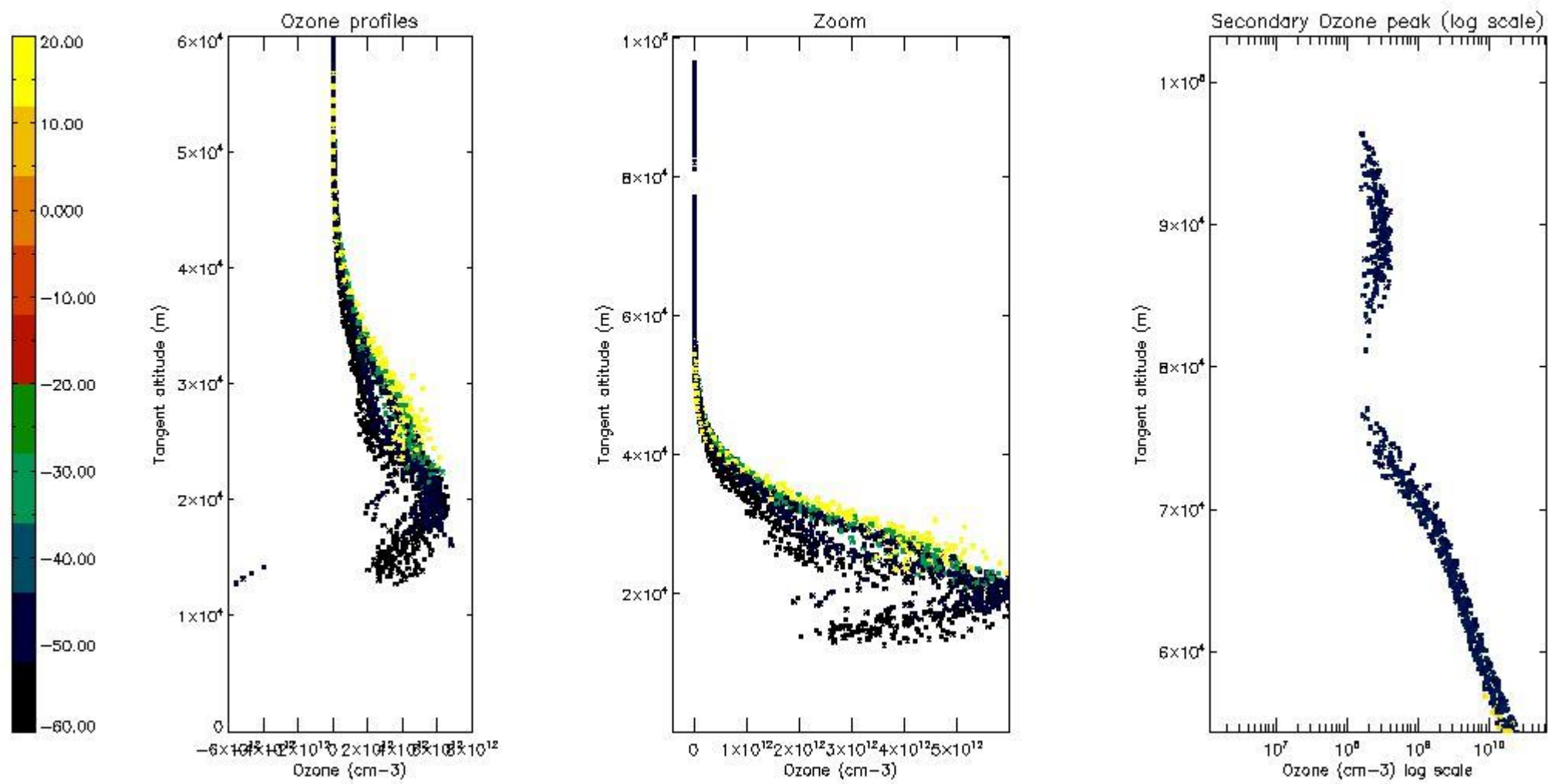
5.3 Plot ozone profiles where STD < 20% (dark without errors)

The colorbar represents the latitude.



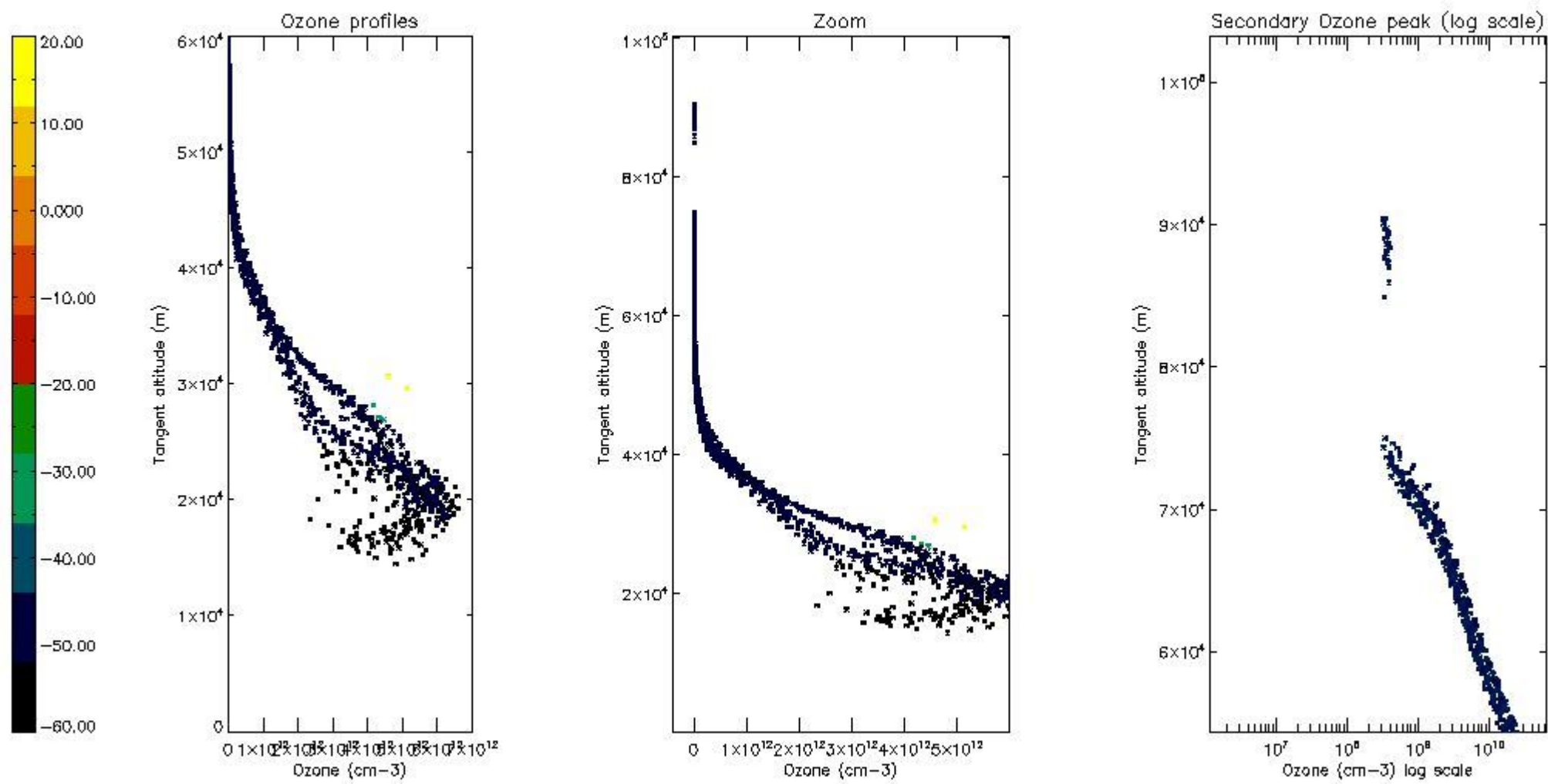
5.4 Plot ozone profiles where STD < 10% (dark without errors)

The colorbar represents the latitude.



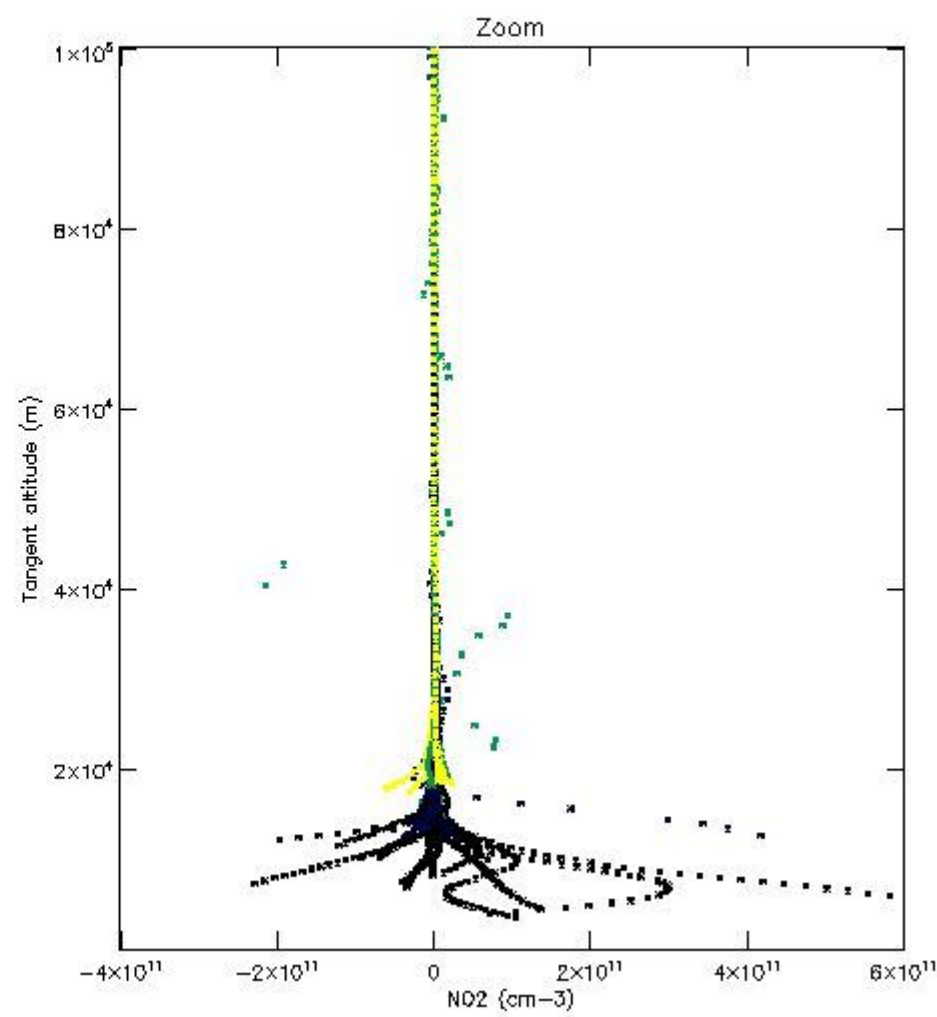
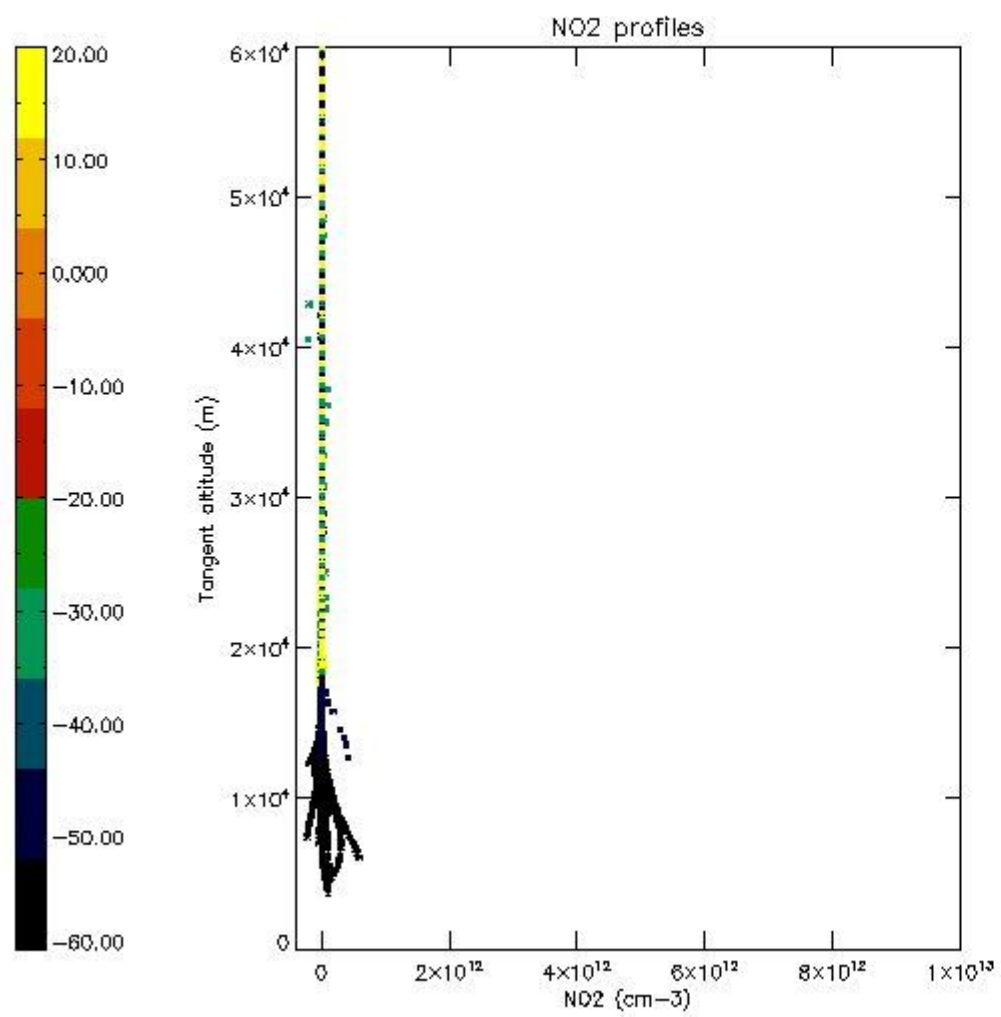
5.5 Plot ozone profiles where STD < 5% (dark without errors)

The colorbar represents the latitude.



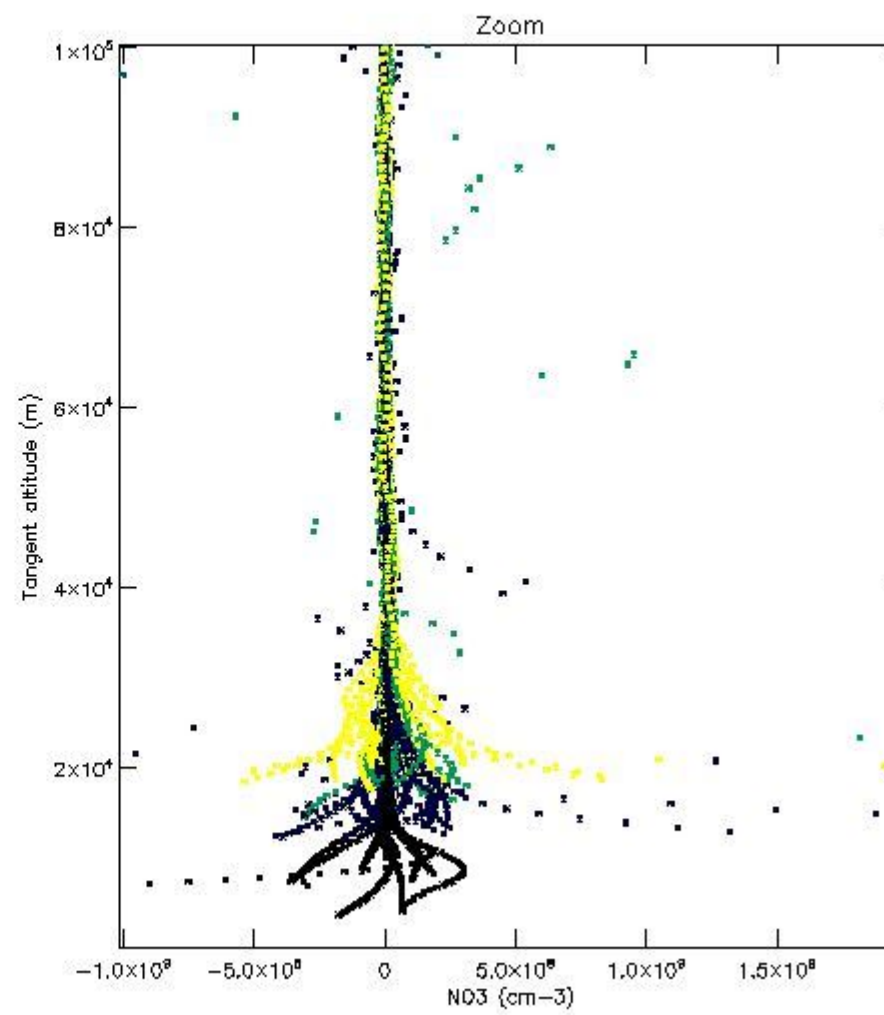
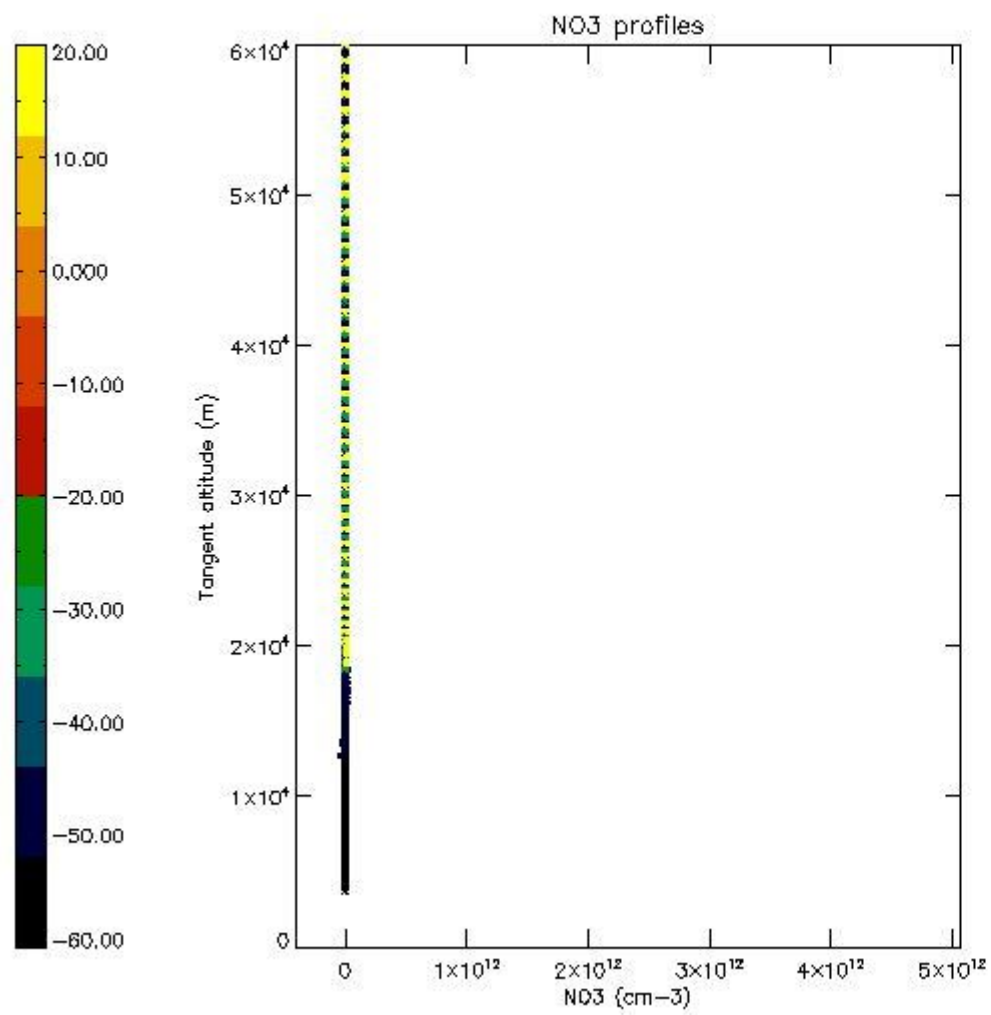
5.6 Plot NO₂ profiles for all STD (dark without errors)

The colorbar represents the latitude.



5.7 Plot NO3 profiles for all STD (dark without errors)

The colorbar represents the latitude.



6. Auxiliary Data Files used for the production reported in section 2

The number reported in the third column indicates since which file (see list in section 2) the corresponding auxiliary file has been used. The fourth column is the date of those product files.

Type	Auxiliary Filename	Used since product	Used since product date
INST_PHYS_CHARACTERISTICS	GOM_INS_AXVIEC20091111_143220_20030716_120000_20500101_000000	1	01-SEP-2009 00:01:39
LEVEL-2_PROC_CONFIG	GOM_PR2_AXVIEC20091111_152718_20020301_000000_20500101_000000	1	01-SEP-2009 00:01:39
CROSS_SECTIONS_FILE	GOM_CRS_AXVIEC20091111_154832_20020301_000000_20500101_000000	1	01-SEP-2009 00:01:39

GOMOS Level 2 Daily Report

SUMMARY

[1. General Info](#)

[2. Summary of processed GOM_NL_2P products](#)

[3. Level 2 Quality information per product](#)

[3.1 Plot of level 2 quality information per product \(time dependant\)](#)

[3.2 Plot of level 2 quality information per product \(world map\)](#)

[4. Level 1 Quality information per product \(stored on level 2 products\)](#)

[4.1 Plot of level 1 quality information per product \(time dependant\)](#)

[4.1.1 Plot of level 1 quality information per product \(time dependant\): ASCENDING](#)

[4.1.2 Plot of level 1 quality information per product \(time dependant\): DESCENDING](#)

[4.2 Plot of level 1 quality information per product \(world map\)](#)

[4.2.1 Plot of level 1 quality information per product \(world map\): ASCENDING](#)

[4.2.2 Plot of level 1 quality information per product \(world map\): DESCENDING](#)

[5. Ozone profiles based on quality statistics and other trace gas profiles](#)

[5.1 Ozone statistics based on quality of products](#)

[5.2 Plot ozone profiles for all STD \(dark without errors\)](#)

[5.3 Plot ozone profiles where STD < 20% \(dark without errors\)](#)

[5.4. Plot ozone profiles where STD < 10% \(dark without errors\)](#)

[5.5. Plot ozone profiles where STD < 5% \(dark without errors\)](#)

[5.6 Plot NO2 profiles for all STD \(dark without errors\)](#)

[5.7 Plot NO3 profiles for all STD \(dark without errors\)](#)

[5.8 Plot H2O profiles \(only for occultations of stars 1,2,3,4,13,14,16,26,63 dark without errors\) for all STD](#)

[6. Auxiliary Data Files used for the production reported in section 2](#)

This report presents the daily analysis on parameters extracted from GOMOS level 2 data (GOM_NL__2P). It is intended to monitor some important parameters that will impact the quality of these products. A list of level 2 products (and content) that have arrived during the reporting day to the PCF is also given.

Item	Value
Time of report generation	26APR2013 12:23:11
Data source version	GOMOS/6.01
Start time of products	01-09-2009 (01SEP2009 00:00:00)
Stop time of products	02-09-2009 (02SEP2009 00:00:00)
Store outputs in DB	Yes
Nb of level 2 prods	211
Nb of prods with errors	0

2. Summary of processed GOM_NL__2P products.

Nr	Filename	UTC Start time	Limb	Duration	Star Id	Star Name	Star Mag	Star Temp	Nb Meas	Orbit	Prod. error
1	GOM_NL__2PRFIN20090901_000139_000000442082_00102_39234_2655.N1	01-SEP-2009 00:01:39	Bright	44.000	164	44Eta Peg	2.9480	5400.0	88	39234	No
2	GOM_NL__2PRFIN20090901_001221_000000422082_00102_39234_2656.N1	01-SEP-2009 00:12:21	Bright	41.500	74	11Bet Cas	2.2680	6600.0	83	39234	No
3	GOM_NL__2PRFIN20090901_001429_000000472082_00102_39234_2657.N1	01-SEP-2009 00:14:29	Bright	47.000	76	27Gam Cas	2.3000	30000.	94	39234	No
4	GOM_NL__2PRFIN20090901_002913_000000642082_00102_39234_2658.N1	01-SEP-2009 00:29:13	Bright	64.000	6	13Alp Aur	0.080000	3400.0	128	39234	No
5	GOM_NL__2PRFIN20090901_003255_000000482082_00102_39234_2659.N1	01-SEP-2009 00:32:55	Bright	47.500	107	37The Aur	2.6490	11000.	95	39234	No
6	GOM_NL__2PRFIN20090901_003804_000000552082_00102_39234_2660.N1	01-SEP-2009 00:38:04	Twilight	54.500	151	13Mu Gem	2.8900	3000.0	109	39234	No
7	GOM_NL__2PRFIN20090901_003949_000000492082_00102_39234_2661.N1	01-SEP-2009 00:39:49	Twilight	48.500	44	24Gam Gem	1.9280	11000.	97	39234	No
8	GOM_NL__2PRFIN20090901_004426_000000662082_00102_39234_2662.N1	01-SEP-2009 00:44:26	Dark	66.000	14	58Alp Ori	0.87000	3000.0	132	39234	No
9	GOM_NL__2PRFIN20090901_004836_000000422082_00102_39234_2663.N1	01-SEP-2009 00:48:36	Dark	42.000	30	46Eps Ori	1.6940	30000.	84	39234	No
10	GOM_NL__2PRFIN20090901_005047_000000492082_00102_39234_2664.N1	01-SEP-2009 00:50:47	Dark	48.500	47	2Bet CMa	1.9760	28000.	97	39234	No
11	GOM_NL__2PRFIN20090901_005339_000000512082_00102_39234_2665.N1	01-SEP-2009 00:53:39	Dark	51.000	101	11Alp Lep	2.5820	7000.0	102	39234	No
12	GOM_NL__2PRFIN20090901_010840_000000542082_00103_39235_2680.N1	01-SEP-2009 01:08:40	Dark	54.000	157	The1Eri	2.9060	9300.0	108	39235	No
13	GOM_NL__2PRFIN20090901_011635_000000482082_00103_39235_2681.N1	01-SEP-2009 01:16:35	Straylight	47.500	84	Alp Phe	2.3970	4500.0	95	39235	No
14	GOM_NL__2PRFIN20090901_012243_000000472082_00103_39235_2682.N1	01-SEP-2009 01:22:43	Straylight	46.500	18	24Alp PsA	1.1660	9700.0	93	39235	No
15	GOM_NL__2PRFIN20090901_013803_000000482082_00103_39235_2683.N1	01-SEP-2009 01:38:03	Bright	47.500	90	54Alp Peg	2.4870	11000.	95	39235	No
16	GOM_NL__2PRFIN20090901_014214_000000422082_00103_39235_2684.N1	01-SEP-2009 01:42:14	Bright	41.500	164	44Eta Peg	2.9480	5400.0	83	39235	No
17	GOM_NL__2PRFIN20090901_015256_000000452082_00103_39235_2685.N1	01-SEP-2009 01:52:56	Bright	44.500	74	11Bet Cas	2.2680	6600.0	89	39235	No
18	GOM_NL__2PRFIN20090901_015504_000000452082_00103_39235_2686.N1	01-SEP-2009 01:55:04	Bright	45.000	76	27Gam Cas	2.3000	30000.	90	39235	No
19	GOM_NL__2PRFIN20090901_020949_000000602082_00103_39235_2687.N1	01-SEP-2009 02:09:49	Bright	60.000	6	13Alp Aur	0.080000	3400.0	120	39235	No
20	GOM_NL__2PRFIN20090901_021331_000000482082_00103_39235_2688.N1	01-SEP-2009 02:13:31	Bright	48.000	107	37The Aur	2.6490	11000.	96	39235	No
21	GOM_NL__2PRFIN20090901_021840_000000642082_00103_39235_2689.N1	01-SEP-2009 02:18:40	Twilight	64.000	151	13Mu Gem	2.8900	3000.0	128	39235	No
22	GOM_NL__2PRFIN20090901_022026_000000472082_00103_39235_2690.N1	01-SEP-2009 02:20:26	Twilight	47.000	44	24Gam Gem	1.9280	11000.	94	39235	No
23	GOM_NL__2PRFIN20090901_022502_000000672082_00103_39235_2691.N1	01-SEP-2009 02:25:02	Dark	66.500	14	58Alp Ori	0.87000	3000.0	133	39235	No
24	GOM_NL__2PRFIN20090901_022913_000000422082_00103_39235_2692.N1	01-SEP-2009 02:29:13	Dark	42.000	30	46Eps Ori	1.6940	30000.	84	39235	No
25	GOM_NL__2PRFIN20090901_023124_000000502082_00103_39235_2693.N1	01-SEP-2009 02:31:24	Dark	49.500	47	2Bet CMa	1.9760	28000.	99	39235	No
26	GOM_NL__2PRFIN20090901_023417_000000532082_00103_39235_2694.N1	01-SEP-2009 02:34:17	Dark	52.500	101	11Alp Lep	2.5820	7000.0	105	39235	No
27	GOM_NL__2PRFIN20090901_024918_000000562082_00104_39236_2694.N1	01-SEP-2009 02:49:18	Dark	56.000	157	The1Eri	2.9060	9300.0	112	39236	No
28	GOM_NL__2PRFIN20090901_025712_000000482082_00104_39236_2695.N1	01-SEP-2009 02:57:12	Straylight	47.500	84	Alp Phe	2.3970	4500.0	95	39236	No
29	GOM_NL__2PRFIN20090901_030319_000000462082_00104_39236_2696.N1	01-SEP-2009 03:03:19	Straylight	46.000	18	24Alp PsA	1.1660	9700.0	92	39236	No
30	GOM_NL__2PRFIN20090901_031838_000000472082_00104_39236_2697.N1	01-SEP-2009 03:18:38	Bright	47.000	90	54Alp Peg	2.4870	11000.	94	39236	No
31	GOM_NL__2PRFIN20090901_032250_000000432082_00104_39236_2698.N1	01-SEP-2009 03:22:50	Bright	43.000	164	44Eta Peg	2.9480	5400.0	86	39236	No
32	GOM_NL__2PRFIN20090901_033331_000000402082_00104_39236_2699.N1	01-SEP-2009 03:33:31	Bright	40.000	74	11Bet Cas	2.2680	6600.0	80	39236	No
33	GOM_NL__2PRFIN20090901_033539_000000462082_00104_39236_2700.N1	01-SEP-2009 03:35:39	Bright	46.000	76	27Gam Cas	2.3000	30000.	92	39236	No
34	GOM_NL__2PRFIN20090901_035024_000000592082_00104_39236_2701.N1	01-SEP-2009 03:50:24	Bright	58.500	6	13Alp Aur	0.080000	3400.0	117	39236	No
35	GOM_NL__2PRFIN20090901_035407_000000482082_00104_39236_2702.N1	01-SEP-2009 03:54:07	Bright	47.500	107	37The Aur	2.6490	11000.	95	39236	No
36	GOM_NL__2PRFIN20090901_035916_000000542082_00104_39236_2703.N1	01-SEP-2009 03:59:16	Twilight	53.500	151	13Mu Gem	2.8900	3000.0	107	39236	No
37	GOM_NL__2PRFIN20090901_040102_000000492082_00104_39236_2704.N1	01-SEP-2009 04:01:02	Twilight	48.500	44	24Gam Gem	1.9280	11000.	97	39236	No
38	GOM_NL__2PRFIN20090901_040539_000000742082_00104_39236_2705.N1	01-SEP-2009 04:05:39	Dark	74.000	14	58Alp Ori	0.87000	3000.0	148	39236	No
39	GOM_NL__2PRFIN20090901_040950_000000352082_00104_39236_2706.N1	01-SEP-2009 04:09:50	Dark	35.000	30	46Eps Ori	1.6940	30000.	70	39236	No
40	GOM_NL__2PRFIN20090901_041201_000000492082_00104_39236_2707.N1	01-SEP-2009 04:12:01	Dark	49.000	47	2Bet CMa	1.9760	28000.	98	39236	No
41	GOM_NL__2PRFIN20090901_041453_000000532082_00104_39236_2708.N1	01-SEP-2009 04:14:53	Dark	53.000	101	11Alp Lep	2.5820	7000.0	106	39236	No
42	GOM_NL__2PRFIN20090901_042955_000000542082_00105_39237_2707.N1	01-SEP-2009 04:29:55	Dark	54.000	157	The1Eri	2.9060	9300.0	108	39237	No

43	GOM_NL__2PRFIN20090901_043748_000000482082_00105_39237_2708.N1	01-SEP-2009 04:37:48	Straylight	47.500	84	Alp Phe	2.3970	4500.0	95	39237	No
44	GOM_NL__2PRFIN20090901_044355_000000442082_00105_39237_2709.N1	01-SEP-2009 04:43:55	Straylight	43.500	18	24Alp PsA	1.1660	9700.0	87	39237	No
45	GOM_NL__2PRFIN20090901_045914_000000702082_00105_39237_2710.N1	01-SEP-2009 04:59:14	Bright	70.000	90	54Alp Peg	2.4870	11000.	140	39237	No
46	GOM_NL__2PRFIN20090901_050325_000000442082_00105_39237_2711.N1	01-SEP-2009 05:03:25	Bright	43.500	164	44Eta Peg	2.9480	5400.0	87	39237	No
47	GOM_NL__2PRFIN20090901_051407_000000452082_00105_39237_2712.N1	01-SEP-2009 05:14:07	Bright	44.500	74	11Bet Cas	2.2680	6600.0	89	39237	No
48	GOM_NL__2PRFIN20090901_051614_000000462082_00105_39237_2713.N1	01-SEP-2009 05:16:14	Bright	46.000	76	27Gam Cas	2.3000	30000.	92	39237	No
49	GOM_NL__2PRFIN20090901_053100_000000572082_00105_39237_2714.N1	01-SEP-2009 05:31:00	Bright	57.000	6	13Alp Aur	0.080000	3400.0	114	39237	No
50	GOM_NL__2PRFIN20090901_053443_000000472082_00105_39237_2715.N1	01-SEP-2009 05:34:43	Bright	46.500	107	37The Aur	2.6490	11000.	93	39237	No
51	GOM_NL__2PRFIN20090901_053953_000000582082_00105_39237_2716.N1	01-SEP-2009 05:39:53	Twi_and_stray	58.000	151	13Mu Gem	2.8900	3000.0	116	39237	No
52	GOM_NL__2PRFIN20090901_054138_000000502082_00105_39237_2717.N1	01-SEP-2009 05:41:38	Twi_and_stray	49.500	44	24Gam Gem	1.9280	11000.	99	39237	No
53	GOM_NL__2PRFIN20090901_054616_000000722082_00105_39237_2718.N1	01-SEP-2009 05:46:16	Dark	71.500	14	58Alp Ori	0.87000	3000.0	143	39237	No
54	GOM_NL__2PRFIN20090901_055027_000000352082_00105_39237_2719.N1	01-SEP-2009 05:50:27	Dark	35.000	30	46Eps Ori	1.6940	30000.	70	39237	No
55	GOM_NL__2PRFIN20090901_055238_000000482082_00105_39237_2720.N1	01-SEP-2009 05:52:38	Dark	48.000	47	2Bet CMa	1.9760	28000.	96	39237	No
56	GOM_NL__2PRFIN20090901_055531_000000592082_00105_39237_2721.N1	01-SEP-2009 05:55:31	Dark	58.500	101	11Alp Lep	2.5820	7000.0	117	39237	No
57	GOM_NL__2PRFIN20090901_061032_000000552082_00106_39238_2723.N1	01-SEP-2009 06:10:32	Dark	55.000	157	The1Eri	2.9060	9300.0	110	39238	No
58	GOM_NL__2PRFIN20090901_061825_000000482082_00106_39238_2724.N1	01-SEP-2009 06:18:25	Straylight	48.000	84	Alp Phe	2.3970	4500.0	96	39238	No
59	GOM_NL__2PRFIN20090901_062432_000000472082_00106_39238_2725.N1	01-SEP-2009 06:24:32	Straylight	47.000	18	24Alp PsA	1.1660	9700.0	94	39238	No
60	GOM_NL__2PRFIN20090901_063949_000000472082_00106_39238_2726.N1	01-SEP-2009 06:39:49	Bright	46.500	90	54Alp Peg	2.4870	11000.	93	39238	No
61	GOM_NL__2PRFIN20090901_064400_000000422082_00106_39238_2727.N1	01-SEP-2009 06:44:00	Bright	41.500	164	44Eta Peg	2.9480	5400.0	83	39238	No
62	GOM_NL__2PRFIN20090901_065442_000000442082_00106_39238_2728.N1	01-SEP-2009 06:54:42	Bright	44.000	74	11Bet Cas	2.2680	6600.0	88	39238	No
63	GOM_NL__2PRFIN20090901_065650_000000462082_00106_39238_2729.N1	01-SEP-2009 06:56:50	Bright	45.500	76	27Gam Cas	2.3000	30000.	91	39238	No
64	GOM_NL__2PRFIN20090901_071136_000000622082_00106_39238_2730.N1	01-SEP-2009 07:11:36	Bright	61.500	6	13Alp Aur	0.080000	3400.0	123	39238	No
65	GOM_NL__2PRFIN20090901_071519_000000502082_00106_39238_2731.N1	01-SEP-2009 07:15:19	Bright	49.500	107	37The Aur	2.6490	11000.	99	39238	No
66	GOM_NL__2PRFIN20090901_072029_000000562082_00106_39238_2732.N1	01-SEP-2009 07:20:29	Twi_and_stray	56.000	151	13Mu Gem	2.8900	3000.0	112	39238	No
67	GOM_NL__2PRFIN20090901_072215_000000502082_00106_39238_2733.N1	01-SEP-2009 07:22:15	Twi_and_stray	49.500	44	24Gam Gem	1.9280	11000.	99	39238	No
68	GOM_NL__2PRFIN20090901_072653_000000702082_00106_39238_2734.N1	01-SEP-2009 07:26:53	Dark	70.000	14	58Alp Ori	0.87000	3000.0	140	39238	No
69	GOM_NL__2PRFIN20090901_073105_000000272082_00106_39238_2735.N1	01-SEP-2009 07:31:05	Dark	27.000	30	46Eps Ori	1.6940	30000.	54	39238	No
70	GOM_NL__2PRFIN20090901_073314_000000482082_00106_39238_2736.N1	01-SEP-2009 07:33:14	Dark	47.500	47	2Bet CMa	1.9760	28000.	95	39238	No
71	GOM_NL__2PRFIN20090901_073608_000000542082_00106_39238_2737.N1	01-SEP-2009 07:36:08	Dark	54.000	101	11Alp Lep	2.5820	7000.0	108	39238	No
72	GOM_NL__2PRFIN20090901_075109_000000562082_00107_39239_2737.N1	01-SEP-2009 07:51:09	Dark	55.500	157	The1Eri	2.9060	9300.0	111	39239	No
73	GOM_NL__2PRFIN20090901_075901_000000502082_00107_39239_2738.N1	01-SEP-2009 07:59:01	Straylight	49.500	84	Alp Phe	2.3970	4500.0	99	39239	No
74	GOM_NL__2PRFIN20090901_080508_000000442082_00107_39239_2739.N1	01-SEP-2009 08:05:08	Straylight	44.000	18	24Alp PsA	1.1660	9700.0	88	39239	No
75	GOM_NL__2PRFIN20090901_082025_000000472082_00107_39239_2740.N1	01-SEP-2009 08:20:25	Bright	46.500	90	54Alp Peg	2.4870	11000.	93	39239	No
76	GOM_NL__2PRFIN20090901_082436_000000632082_00107_39239_2741.N1	01-SEP-2009 08:24:36	Bright	63.000	164	44Eta Peg	2.9480	5400.0	126	39239	No
77	GOM_NL__2PRFIN20090901_083517_000000442082_00107_39239_2742.N1	01-SEP-2009 08:35:17	Bright	44.000	74	11Bet Cas	2.2680	6600.0	88	39239	No
78	GOM_NL__2PRFIN20090901_083725_000000452082_00107_39239_2743.N1	01-SEP-2009 08:37:25	Bright	45.000	76	27Gam Cas	2.3000	30000.	90	39239	No
79	GOM_NL__2PRFIN20090901_085211_000000602082_00107_39239_2744.N1	01-SEP-2009 08:52:11	Bright	59.500	6	13Alp Aur	0.080000	3400.0	119	39239	No
80	GOM_NL__2PRFIN20090901_085555_000000472082_00107_39239_2745.N1	01-SEP-2009 08:55:55	Bright	46.500	107	37The Aur	2.6490	11000.	93	39239	No
81	GOM_NL__2PRFIN20090901_090105_000000552082_00107_39239_2746.N1	01-SEP-2009 09:01:05	Twi_and_stray	54.500	151	13Mu Gem	2.8900	3000.0	109	39239	No
82	GOM_NL__2PRFIN20090901_090251_000000502082_00107_39239_2747.N1	01-SEP-2009 09:02:51	Twi_and_stray	50.000	44	24Gam Gem	1.9280	11000.	100	39239	No
83	GOM_NL__2PRFIN20090901_090729_000000702082_00107_39239_2748.N1	01-SEP-2009 09:07:29	Dark	69.500	14	58Alp Ori	0.87000	3000.0	139	39239	No
84	GOM_NL__2PRFIN20090901_091142_000000272082_00107_39239_2749.N1	01-SEP-2009 09:11:42	Dark	27.000	30	46Eps Ori	1.6940	30000.	54	39239	No
85	GOM_NL__2PRFIN20090901_091351_000000472082_00107_39239_2750.N1	01-SEP-2009 09:13:51	Dark	46.500	47	2Bet CMa	1.9760	28000.	93	39239	No
86	GOM_NL__2PRFIN20090901_091645_000000582082_00107_39239_2751.N1	01-SEP-2009 09:16:45	Dark	57.500	101	11Alp Lep	2.5820	7000.0	115	39239	No
87	GOM_NL__2PRFIN20090901_093146_000000572082_00108_39240_2753.N1	01-SEP-2009 09:31:46	Dark	57.000	157	The1Eri	2.9060	9300.0	114	39240	No
88	GOM_NL__2PRFIN20090901_093938_000000492082_00108_39240_2754.N1	01-SEP-2009 09:39:38	Straylight	48.500	84	Alp Phe	2.3970	4500.0	97	39240	No
89	GOM_NL__2PRFIN20090901_094544_000000442082_00108_39240_2755.N1	01-SEP-2009 09:45:44	Straylight	44.000	18	24Alp PsA	1.1660	9700.0	88	39240	No
90	GOM_NL__2PRFIN20090901_100100_000000482082_00108_39240_2756.N1	01-SEP-2009 10:01:00	Bright	47.500	90	54Alp Peg	2.4870	11000.	95	39240	No
91	GOM_NL__2PRFIN20090901_100511_000000432082_00108_39240_2757.N1	01-SEP-2009 10:05:11	Bright	43.000	164	44Eta Peg	2.9480	5400.0	86	39240	No
92	GOM_NL__2PRFIN20090901_101552_000000452082_00108_39240_2758.N1	01-SEP-2009 10:15:52	Bright	44.500	74	11Bet Cas	2.2680	6600.0	89	39240	No
93	GOM_NL__2PRFIN20090901_101800_000000472082_00108_39240_2759.N1	01-SEP-2009 10:18:00	Bright	46.500	76	27Gam Cas	2.3000	30000.	93	39240	No
94	GOM_NL__2PRFIN20090901_103247_000000642082_00108_39240_2760.N1	01-SEP-2009 10:32:47	Bright	63.500	6	13Alp Aur	0.080000	3400.0	127	39240	No
95	GOM_NL__2PRFIN20090901_103631_000000482082_00108_39240_2761.N1	01-SEP-2009 10:36:31	Bright	48.000	107	37The Aur	2.6490	11000.	96	39240	No
96	GOM_NL__2PRFIN20090901_104141_000000652082_00108_39240_2762.N1	01-SEP-2009 10:41:41	Twi_and_stray	65.000	151	13Mu Gem	2.8900	3000.0	130	39240	No
97	GOM_NL__2PRFIN20090901_104327_000000502082_00108_39240_2763.N1	01-SEP-2009 10:43:27	Twi_and_stray	49.500	44	24Gam Gem	1.9280	11000.	99	39240	No
98	GOM_NL__2PRFIN20090901_104806_000000792082_00108_39240_2764.N1	01-SEP-2009 10:48:06	Dark	79.000	14	58Alp Ori	0.87000	3000.0	158	39240	No
99	GOM_NL__2PRFIN20090901_105214_000000602082_00108_39240_2765.N1	01-SEP-2009 10:52:14	Dark	59.500	33	50Zet Ori	1.7660	30000.	119	39240	No
100	GOM_NL__2PRFIN20090901_105427_000000472082_00108_39240_2766.N1	01-SEP-2009 10:54:27	Dark	46.500	47	2Bet CMa	1.9760	28000.	93	39240	No
101	GOM_NL__2PRFIN20090901_105722_000000562082_00108_39240_2767.N1	01-SEP-2009 10:57:22	Dark	56.000	101	11Alp Lep	2.5820	7000.0	112	39240	No

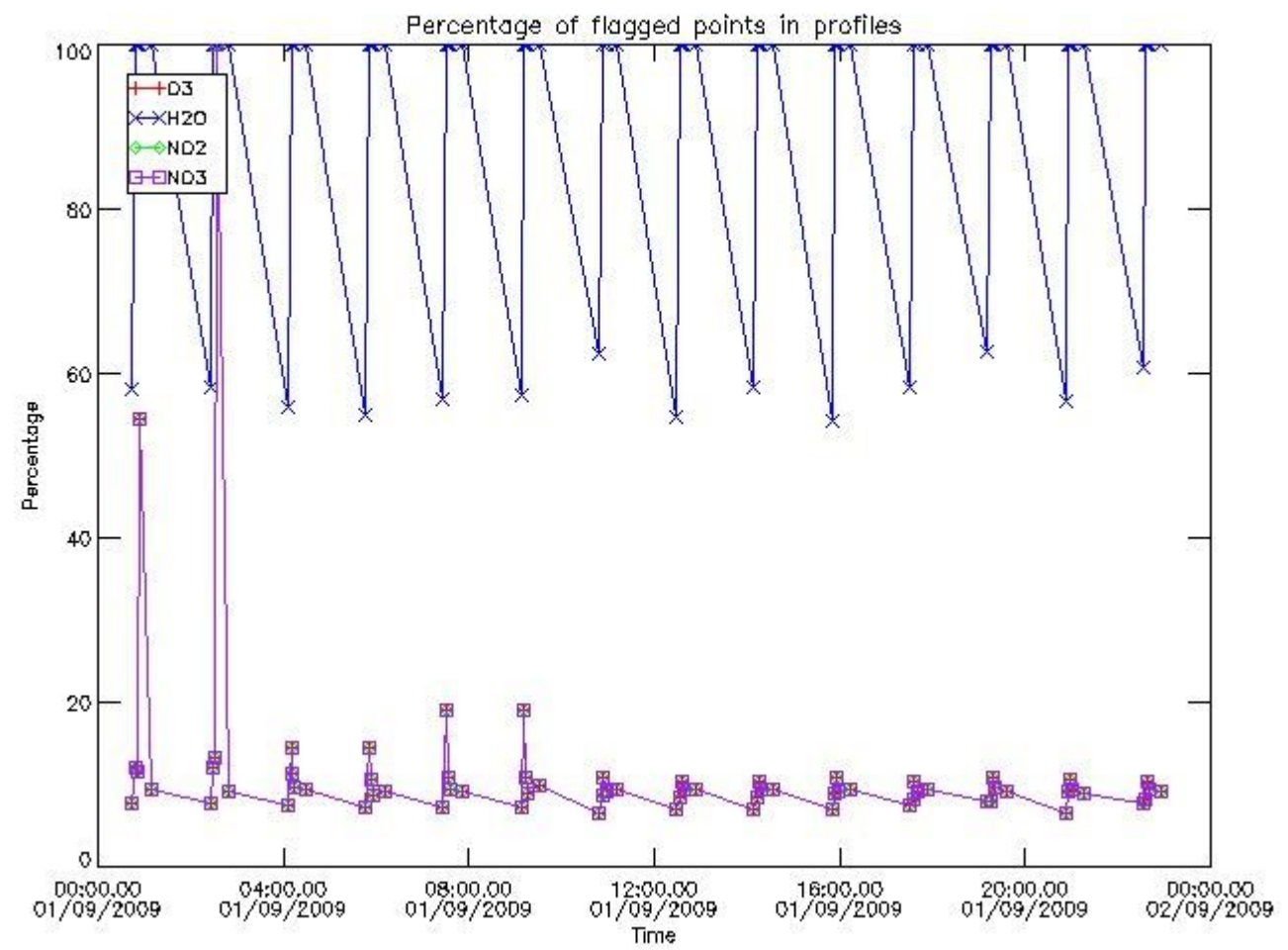
102	GOM_NL__2PRFIN20090901_111223_000000552082_00109_39241_2769.N1	01-SEP-2009 11:12:23	Dark	54.500	157	The1Eri	2.9060	9300.0	109	39241	No
103	GOM_NL__2PRFIN20090901_112014_000000492082_00109_39241_2770.N1	01-SEP-2009 11:20:14	Straylight	48.500	84	Alp Phe	2.3970	4500.0	97	39241	No
104	GOM_NL__2PRFIN20090901_112620_000000462082_00109_39241_2771.N1	01-SEP-2009 11:26:20	Straylight	46.000	18	24Alp PsA	1.1660	9700.0	92	39241	No
105	GOM_NL__2PRFIN20090901_114135_000000462082_00109_39241_2772.N1	01-SEP-2009 11:41:35	Bright	46.000	90	54Alp Peg	2.4870	11000.	92	39241	No
106	GOM_NL__2PRFIN20090901_114547_000000632082_00109_39241_2773.N1	01-SEP-2009 11:45:47	Bright	63.000	164	44Eta Peg	2.9480	5400.0	126	39241	No
107	GOM_NL__2PRFIN20090901_115628_000000452082_00109_39241_2774.N1	01-SEP-2009 11:56:28	Bright	45.000	74	11Bet Cas	2.2680	6600.0	90	39241	No
108	GOM_NL__2PRFIN20090901_115835_000000462082_00109_39241_2775.N1	01-SEP-2009 11:58:35	Bright	46.000	76	27Gam Cas	2.3000	30000.	92	39241	No
109	GOM_NL__2PRFIN20090901_121323_000000642082_00109_39241_2776.N1	01-SEP-2009 12:13:23	Bright	64.000	6	13Alp Aur	0.080000	3400.0	128	39241	No
110	GOM_NL__2PRFIN20090901_121707_000000482082_00109_39241_2777.N1	01-SEP-2009 12:17:07	Bright	47.500	107	37The Aur	2.6490	11000.	95	39241	No
111	GOM_NL__2PRFIN20090901_122218_000000572082_00109_39241_2778.N1	01-SEP-2009 12:22:18	Twi_and_stray	56.500	151	13Mu Gem	2.8900	3000.0	113	39241	No
112	GOM_NL__2PRFIN20090901_122404_000000522082_00109_39241_2779.N1	01-SEP-2009 12:24:04	Twi_and_stray	51.500	44	24Gam Gem	1.9280	11000.	103	39241	No
113	GOM_NL__2PRFIN20090901_122843_000000722082_00109_39241_2780.N1	01-SEP-2009 12:28:43	Dark	72.000	14	58Alp Ori	0.87000	3000.0	144	39241	No
114	GOM_NL__2PRFIN20090901_123251_000000662082_00109_39241_2781.N1	01-SEP-2009 12:32:51	Dark	66.000	33	50Zet Ori	1.7660	30000.	132	39241	No
115	GOM_NL__2PRFIN20090901_123504_000000492082_00109_39241_2782.N1	01-SEP-2009 12:35:04	Dark	49.000	47	2Bet CMa	1.9760	28000.	98	39241	No
116	GOM_NL__2PRFIN20090901_123759_000000552082_00109_39241_2783.N1	01-SEP-2009 12:37:59	Dark	54.500	101	11Alp Lep	2.5820	7000.0	109	39241	No
117	GOM_NL__2PRFIN20090901_125301_000000552082_00110_39242_2789.N1	01-SEP-2009 12:53:01	Dark	54.500	157	The1Eri	2.9060	9300.0	109	39242	No
118	GOM_NL__2PRFIN20090901_130051_000000482082_00110_39242_2790.N1	01-SEP-2009 13:00:51	Straylight	48.000	84	Alp Phe	2.3970	4500.0	96	39242	No
119	GOM_NL__2PRFIN20090901_130656_000000452082_00110_39242_2791.N1	01-SEP-2009 13:06:56	Straylight	44.500	18	24Alp PsA	1.1660	9700.0	89	39242	No
120	GOM_NL__2PRFIN20090901_132211_000000472082_00110_39242_2792.N1	01-SEP-2009 13:22:11	Bright	46.500	90	54Alp Peg	2.4870	11000.	93	39242	No
121	GOM_NL__2PRFIN20090901_132622_000000432082_00110_39242_2793.N1	01-SEP-2009 13:26:22	Bright	42.500	164	44Eta Peg	2.9480	5400.0	85	39242	No
122	GOM_NL__2PRFIN20090901_133703_000000442082_00110_39242_2794.N1	01-SEP-2009 13:37:03	Bright	44.000	74	11Bet Cas	2.2680	6600.0	88	39242	No
123	GOM_NL__2PRFIN20090901_133911_000000442082_00110_39242_2795.N1	01-SEP-2009 13:39:11	Bright	43.500	76	27Gam Cas	2.3000	30000.	87	39242	No
124	GOM_NL__2PRFIN20090901_135358_000000602082_00110_39242_2796.N1	01-SEP-2009 13:53:58	Bright	59.500	6	13Alp Aur	0.080000	3400.0	119	39242	No
125	GOM_NL__2PRFIN20090901_135743_000000492082_00110_39242_2797.N1	01-SEP-2009 13:57:43	Bright	49.000	107	37The Aur	2.6490	11000.	98	39242	No
126	GOM_NL__2PRFIN20090901_140254_000000572082_00110_39242_2798.N1	01-SEP-2009 14:02:54	Twi_and_stray	57.000	151	13Mu Gem	2.8900	3000.0	114	39242	No
127	GOM_NL__2PRFIN20090901_140440_000000512082_00110_39242_2799.N1	01-SEP-2009 14:04:40	Twi_and_stray	50.500	44	24Gam Gem	1.9280	11000.	101	39242	No
128	GOM_NL__2PRFIN20090901_140920_000000732082_00110_39242_2800.N1	01-SEP-2009 14:09:20	Dark	72.500	14	58Alp Ori	0.87000	3000.0	145	39242	No
129	GOM_NL__2PRFIN20090901_141328_000000662082_00110_39242_2801.N1	01-SEP-2009 14:13:28	Dark	66.000	33	50Zet Ori	1.7660	30000.	132	39242	No
130	GOM_NL__2PRFIN20090901_141541_000000502082_00110_39242_2802.N1	01-SEP-2009 14:15:41	Dark	49.500	47	2Bet CMa	1.9760	28000.	99	39242	No
131	GOM_NL__2PRFIN20090901_141836_000000552082_00110_39242_2803.N1	01-SEP-2009 14:18:36	Dark	54.500	101	11Alp Lep	2.5820	7000.0	109	39242	No
132	GOM_NL__2PRFIN20090901_143337_000000552082_00111_39243_2805.N1	01-SEP-2009 14:33:37	Dark	54.500	157	The1Eri	2.9060	9300.0	109	39243	No
133	GOM_NL__2PRFIN20090901_144127_000000512082_00111_39243_2806.N1	01-SEP-2009 14:41:27	Straylight	51.000	84	Alp Phe	2.3970	4500.0	102	39243	No
134	GOM_NL__2PRFIN20090901_144732_000000452082_00111_39243_2807.N1	01-SEP-2009 14:47:32	Straylight	44.500	18	24Alp PsA	1.1660	9700.0	89	39243	No
135	GOM_NL__2PRFIN20090901_150246_000000472082_00111_39243_2808.N1	01-SEP-2009 15:02:46	Bright	46.500	90	54Alp Peg	2.4870	11000.	93	39243	No
136	GOM_NL__2PRFIN20090901_150658_000000482082_00111_39243_2809.N1	01-SEP-2009 15:06:58	Bright	48.000	164	44Eta Peg	2.9480	5400.0	96	39243	No
137	GOM_NL__2PRFIN20090901_151738_000000422082_00111_39243_2810.N1	01-SEP-2009 15:17:38	Bright	42.000	74	11Bet Cas	2.2680	6600.0	84	39243	No
138	GOM_NL__2PRFIN20090901_151946_000000432082_00111_39243_2811.N1	01-SEP-2009 15:19:46	Bright	42.500	76	27Gam Cas	2.3000	30000.	85	39243	No
139	GOM_NL__2PRFIN20090901_153434_000000592082_00111_39243_2812.N1	01-SEP-2009 15:34:34	Bright	58.500	6	13Alp Aur	0.080000	3400.0	117	39243	No
140	GOM_NL__2PRFIN20090901_153819_000000482082_00111_39243_2813.N1	01-SEP-2009 15:38:19	Bright	47.500	107	37The Aur	2.6490	11000.	95	39243	No
141	GOM_NL__2PRFIN20090901_154330_000000592082_00111_39243_2814.N1	01-SEP-2009 15:43:30	Twi_and_stray	59.000	151	13Mu Gem	2.8900	3000.0	118	39243	No
142	GOM_NL__2PRFIN20090901_154516_000000512082_00111_39243_2815.N1	01-SEP-2009 15:45:16	Twi_and_stray	51.000	44	24Gam Gem	1.9280	11000.	102	39243	No
143	GOM_NL__2PRFIN20090901_154956_000000792082_00111_39243_2816.N1	01-SEP-2009 15:49:56	Dark	79.000	14	58Alp Ori	0.87000	3000.0	158	39243	No
144	GOM_NL__2PRFIN20090901_155405_000000632082_00111_39243_2817.N1	01-SEP-2009 15:54:05	Dark	63.000	33	50Zet Ori	1.7660	30000.	126	39243	No
145	GOM_NL__2PRFIN20090901_155617_000000482082_00111_39243_2818.N1	01-SEP-2009 15:56:17	Dark	47.500	47	2Bet CMa	1.9760	28000.	95	39243	No
146	GOM_NL__2PRFIN20090901_155914_000000552082_00111_39243_2819.N1	01-SEP-2009 15:59:14	Dark	55.000	101	11Alp Lep	2.5820	7000.0	110	39243	No
147	GOM_NL__2PRFIN20090901_161415_000000552082_00112_39244_2819.N1	01-SEP-2009 16:14:15	Dark	54.500	157	The1Eri	2.9060	9300.0	109	39244	No
148	GOM_NL__2PRFIN20090901_162204_000000532082_00112_39244_2820.N1	01-SEP-2009 16:22:04	Straylight	53.000	84	Alp Phe	2.3970	4500.0	106	39244	No
149	GOM_NL__2PRFIN20090901_162809_000000452082_00112_39244_2821.N1	01-SEP-2009 16:28:09	Straylight	45.000	18	24Alp PsA	1.1660	9700.0	90	39244	No
150	GOM_NL__2PRFIN20090901_164321_000000462082_00112_39244_2822.N1	01-SEP-2009 16:43:21	Bright	46.000	90	54Alp Peg	2.4870	11000.	92	39244	No
151	GOM_NL__2PRFIN20090901_164733_000000442082_00112_39244_2823.N1	01-SEP-2009 16:47:33	Bright	43.500	164	44Eta Peg	2.9480	5400.0	87	39244	No
152	GOM_NL__2PRFIN20090901_165814_000000452082_00112_39244_2824.N1	01-SEP-2009 16:58:14	Bright	45.000	74	11Bet Cas	2.2680	6600.0	90	39244	No
153	GOM_NL__2PRFIN20090901_170021_000000462082_00112_39244_2825.N1	01-SEP-2009 17:00:21	Bright	45.500	76	27Gam Cas	2.3000	30000.	91	39244	No
154	GOM_NL__2PRFIN20090901_171510_000000562082_00112_39244_2826.N1	01-SEP-2009 17:15:10	Bright	56.000	6	13Alp Aur	0.080000	3400.0	112	39244	No
155	GOM_NL__2PRFIN20090901_172406_000000552082_00112_39244_2827.N1	01-SEP-2009 17:24:06	Twi_and_stray	54.500	151	13Mu Gem	2.8900	3000.0	109	39244	No
156	GOM_NL__2PRFIN20090901_172553_000000532082_00112_39244_2828.N1	01-SEP-2009 17:25:53	Twi_and_stray	53.000	44	24Gam Gem	1.9280	11000.	106	39244	No
157	GOM_NL__2PRFIN20090901_173033_000000682082_00112_39244_2829.N1	01-SEP-2009 17:30:33	Dark	67.500	14	58Alp Ori	0.87000	3000.0	135	39244	No
158	GOM_NL__2PRFIN20090901_173442_000000632082_00112_39244_2830.N1	01-SEP-2009 17:34:42	Dark	62.500	33	50Zet Ori	1.7660	30000.	125	39244	No
159	GOM_NL__2PRFIN20090901_173654_000000492082_00112_39244_2831.N1	01-SEP-2009 17:36:54	Dark	49.000	47	2Bet CMa	1.9760	28000.	98	39244	No
160	GOM_NL__2PRFIN20090901_173951_000000562082_00112_39244_2832.N1	01-SEP-2009 17:39:51	Dark	55.500	101	11Alp Lep	2.5820	7000.0	111	39244	No

161	GOM_NL__2PRFIN20090901_175452_000000542082_00113_39245_2854.N1	01-SEP-2009 17:54:52	Dark	54.000	157	The1Eri	2.9060	9300.0	108	39245	No
162	GOM_NL__2PRFIN20090901_180241_000000472082_00113_39245_2855.N1	01-SEP-2009 18:02:41	Straylight	47.000	84	Alp Phe	2.3970	4500.0	94	39245	No
163	GOM_NL__2PRFIN20090901_180845_000000462082_00113_39245_2856.N1	01-SEP-2009 18:08:45	Straylight	45.500	18	24Alp PsA	1.1660	9700.0	91	39245	No
164	GOM_NL__2PRFIN20090901_182357_000000472082_00113_39245_2857.N1	01-SEP-2009 18:23:57	Bright	46.500	90	54Alp Peg	2.4870	11000.	93	39245	No
165	GOM_NL__2PRFIN20090901_182809_000000442082_00113_39245_2858.N1	01-SEP-2009 18:28:09	Bright	44.000	164	44Eta Peg	2.9480	5400.0	88	39245	No
166	GOM_NL__2PRFIN20090901_183849_000000542082_00113_39245_2859.N1	01-SEP-2009 18:38:49	Bright	54.000	74	11Bet Cas	2.2680	6600.0	108	39245	No
167	GOM_NL__2PRFIN20090901_184056_000000472082_00113_39245_2860.N1	01-SEP-2009 18:40:56	Bright	47.000	76	27Gam Cas	2.3000	30000.	94	39245	No
168	GOM_NL__2PRFIN20090901_185545_000000622082_00113_39245_2861.N1	01-SEP-2009 18:55:45	Bright	62.000	6	13Alp Aur	0.080000	3400.0	124	39245	No
169	GOM_NL__2PRFIN20090901_190443_000000582082_00113_39245_2862.N1	01-SEP-2009 19:04:43	Tw_i_and_stray	58.000	151	13Mu Gem	2.8900	3000.0	116	39245	No
170	GOM_NL__2PRFIN20090901_190629_000000532082_00113_39245_2863.N1	01-SEP-2009 19:06:29	Tw_i_and_stray	52.500	44	24Gam Gem	1.9280	11000.	105	39245	No
171	GOM_NL__2PRFIN20090901_191110_000000652082_00113_39245_2864.N1	01-SEP-2009 19:11:10	Dark	64.500	14	58Alp Ori	0.87000	3000.0	129	39245	No
172	GOM_NL__2PRFIN20090901_191519_000000652082_00113_39245_2865.N1	01-SEP-2009 19:15:19	Dark	65.000	33	50Zet Ori	1.7660	30000.	130	39245	No
173	GOM_NL__2PRFIN20090901_191731_000000482082_00113_39245_2866.N1	01-SEP-2009 19:17:31	Dark	47.500	47	2Bet CMa	1.9760	28000.	95	39245	No
174	GOM_NL__2PRFIN20090901_192028_000000532082_00113_39245_2867.N1	01-SEP-2009 19:20:28	Dark	52.500	101	11Alp Lep	2.5820	7000.0	105	39245	No
175	GOM_NL__2PRFIN20090901_193529_000000562082_00114_39246_2874.N1	01-SEP-2009 19:35:29	Dark	55.500	157	The1Eri	2.9060	9300.0	111	39246	No
176	GOM_NL__2PRFIN20090901_194317_000000562082_00114_39246_2875.N1	01-SEP-2009 19:43:17	Straylight	56.000	84	Alp Phe	2.3970	4500.0	112	39246	No
177	GOM_NL__2PRFIN20090901_194921_000000442082_00114_39246_2876.N1	01-SEP-2009 19:49:21	Straylight	44.000	18	24Alp PsA	1.1660	9700.0	88	39246	No
178	GOM_NL__2PRFIN20090901_200432_000000462082_00114_39246_2877.N1	01-SEP-2009 20:04:32	Bright	46.000	90	54Alp Peg	2.4870	11000.	92	39246	No
179	GOM_NL__2PRFIN20090901_200844_000000412082_00114_39246_2878.N1	01-SEP-2009 20:08:44	Bright	40.500	164	44Eta Peg	2.9480	5400.0	81	39246	No
180	GOM_NL__2PRFIN20090901_201924_000000452082_00114_39246_2879.N1	01-SEP-2009 20:19:24	Bright	45.000	74	11Bet Cas	2.2680	6600.0	90	39246	No
181	GOM_NL__2PRFIN20090901_202132_000000472082_00114_39246_2880.N1	01-SEP-2009 20:21:32	Bright	46.500	76	27Gam Cas	2.3000	30000.	93	39246	No
182	GOM_NL__2PRFIN20090901_203621_000000632082_00114_39246_2881.N1	01-SEP-2009 20:36:21	Bright	62.500	6	13Alp Aur	0.080000	3400.0	125	39246	No
183	GOM_NL__2PRFIN20090901_204007_000000512082_00114_39246_2882.N1	01-SEP-2009 20:40:07	Bright	50.500	107	37The Aur	2.6490	11000.	101	39246	No
184	GOM_NL__2PRFIN20090901_204519_000000582082_00114_39246_2883.N1	01-SEP-2009 20:45:19	Tw_i_and_stray	57.500	151	13Mu Gem	2.8900	3000.0	115	39246	No
185	GOM_NL__2PRFIN20090901_204705_000000472082_00114_39246_2884.N1	01-SEP-2009 20:47:05	Tw_i_and_stray	47.000	44	24Gam Gem	1.9280	11000.	94	39246	No
186	GOM_NL__2PRFIN20090901_205147_000000782082_00114_39246_2885.N1	01-SEP-2009 20:51:47	Dark	77.500	14	58Alp Ori	0.87000	3000.0	155	39246	No
187	GOM_NL__2PRFIN20090901_205556_000000612082_00114_39246_2886.N1	01-SEP-2009 20:55:56	Dark	61.000	33	50Zet Ori	1.7660	30000.	122	39246	No
188	GOM_NL__2PRFIN20090901_205808_000000482082_00114_39246_2887.N1	01-SEP-2009 20:58:08	Dark	48.000	47	2Bet CMa	1.9760	28000.	96	39246	No
189	GOM_NL__2PRFIN20090901_210105_000000552082_00114_39246_2888.N1	01-SEP-2009 21:01:05	Dark	54.500	101	11Alp Lep	2.5820	7000.0	109	39246	No
190	GOM_NL__2PRFIN20090901_211606_000000572082_00115_39247_2890.N1	01-SEP-2009 21:16:06	Dark	57.000	157	The1Eri	2.9060	9300.0	114	39247	No
191	GOM_NL__2PRFIN20090901_212353_000000492082_00115_39247_2891.N1	01-SEP-2009 21:23:53	Straylight	49.000	84	Alp Phe	2.3970	4500.0	98	39247	No
192	GOM_NL__2PRFIN20090901_212957_000000442082_00115_39247_2892.N1	01-SEP-2009 21:29:57	Straylight	43.500	18	24Alp PsA	1.1660	9700.0	87	39247	No
193	GOM_NL__2PRFIN20090901_214508_000000492082_00115_39247_2893.N1	01-SEP-2009 21:45:08	Bright	48.500	90	54Alp Peg	2.4870	11000.	97	39247	No
194	GOM_NL__2PRFIN20090901_214919_000000632082_00115_39247_2894.N1	01-SEP-2009 21:49:19	Bright	63.000	164	44Eta Peg	2.9480	5400.0	126	39247	No
195	GOM_NL__2PRFIN20090901_220000_000000452082_00115_39247_2895.N1	01-SEP-2009 22:00:00	Bright	44.500	74	11Bet Cas	2.2680	6600.0	89	39247	No
196	GOM_NL__2PRFIN20090901_220207_000000462082_00115_39247_2896.N1	01-SEP-2009 22:02:07	Bright	46.000	76	27Gam Cas	2.3000	30000.	92	39247	No
197	GOM_NL__2PRFIN20090901_221657_000000612082_00115_39247_2897.N1	01-SEP-2009 22:16:57	Bright	60.500	6	13Alp Aur	0.080000	3400.0	121	39247	No
198	GOM_NL__2PRFIN20090901_222043_000000482082_00115_39247_2898.N1	01-SEP-2009 22:20:43	Bright	47.500	107	37The Aur	2.6490	11000.	95	39247	No
199	GOM_NL__2PRFIN20090901_222555_000000502082_00115_39247_2899.N1	01-SEP-2009 22:25:55	Tw_i_and_stray	49.500	151	13Mu Gem	2.8900	3000.0	99	39247	No
200	GOM_NL__2PRFIN20090901_222742_000000532082_00115_39247_2900.N1	01-SEP-2009 22:27:42	Tw_i_and_stray	52.500	44	24Gam Gem	1.9280	11000.	105	39247	No
201	GOM_NL__2PRFIN20090901_223224_000000662082_00115_39247_2901.N1	01-SEP-2009 22:32:24	Dark	65.500	14	58Alp Ori	0.87000	3000.0	131	39247	No
202	GOM_NL__2PRFIN20090901_223633_000000632082_00115_39247_2902.N1	01-SEP-2009 22:36:33	Dark	62.500	33	50Zet Ori	1.7660	30000.	125	39247	No
203	GOM_NL__2PRFIN20090901_223844_000000502082_00115_39247_2903.N1	01-SEP-2009 22:38:44	Dark	49.500	47	2Bet CMa	1.9760	28000.	99	39247	No
204	GOM_NL__2PRFIN20090901_224142_000000552082_00115_39247_2904.N1	01-SEP-2009 22:41:42	Dark	54.500	101	11Alp Lep	2.5820	7000.0	109	39247	No
205	GOM_NL__2PRFIN20090901_225643_000000562082_00116_39248_2906.N1	01-SEP-2009 22:56:43	Dark	55.500	157	The1Eri	2.9060	9300.0	111	39248	No
206	GOM_NL__2PRFIN20090901_230430_000000502082_00116_39248_2907.N1	01-SEP-2009 23:04:30	Straylight	50.000	84	Alp Phe	2.3970	4500.0	100	39248	No
207	GOM_NL__2PRFIN20090901_232543_000000602082_00116_39248_2908.N1	01-SEP-2009 23:25:43	Bright	59.500	90	54Alp Peg	2.4870	11000.	119	39248	No
208	GOM_NL__2PRFIN20090901_232955_000000442082_00116_39248_2909.N1	01-SEP-2009 23:29:55	Bright	43.500	164	44Eta Peg	2.9480	5400.0	87	39248	No
209	GOM_NL__2PRFIN20090901_234035_000000402082_00116_39248_2910.N1	01-SEP-2009 23:40:35	Bright	39.500	74	11Bet Cas	2.2680	6600.0	79	39248	No
210	GOM_NL__2PRFIN20090901_234242_000000472082_00116_39248_2911.N1	01-SEP-2009 23:42:42	Bright	47.000	76	27Gam Cas	2.3000	30000.	94	39248	No
211	GOM_NL__2PRFIN20090901_235732_000000642082_00116_39248_2912.N1	01-SEP-2009 23:57:32	Bright	63.500	6	13Alp Aur	0.080000	3400.0	127	39248	No

3. Quality information per product

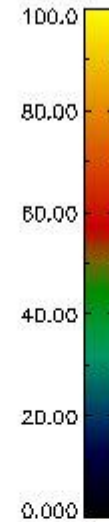
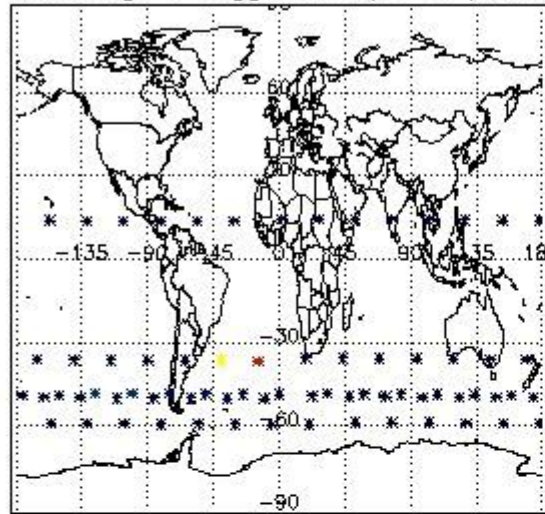
In this section it is plotted some information contained in the Quality Summary data set of the level 2 products. Only products in dark limb conditions and without errors (error flag in the MPH set to "0") are used.

3.1 Plot quality information per product (time dependant)

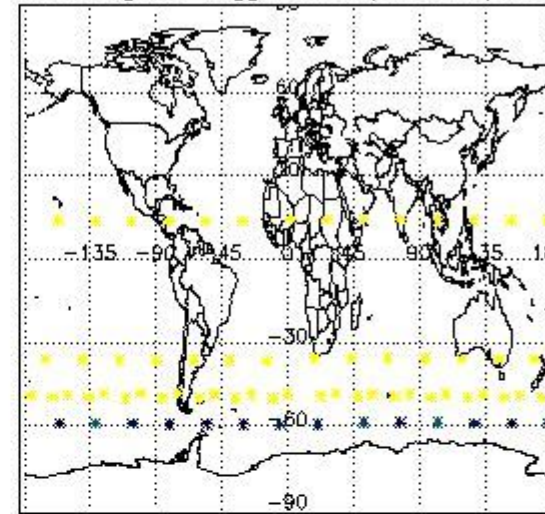


3.2 Plot quality information per product (world map)


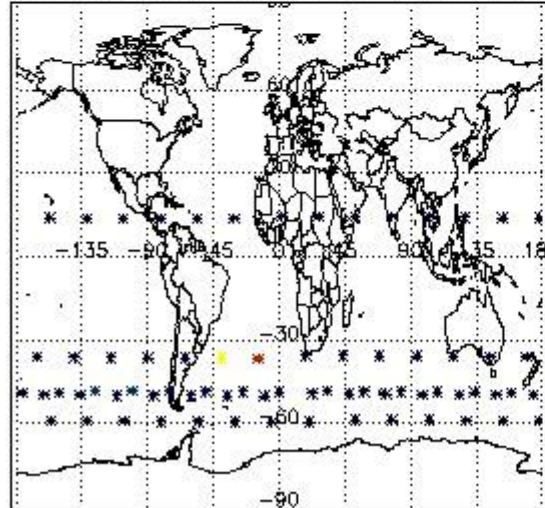
Percentage of flagged data per O3 profile



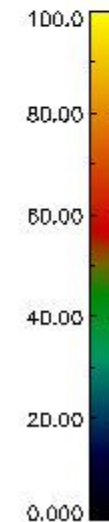
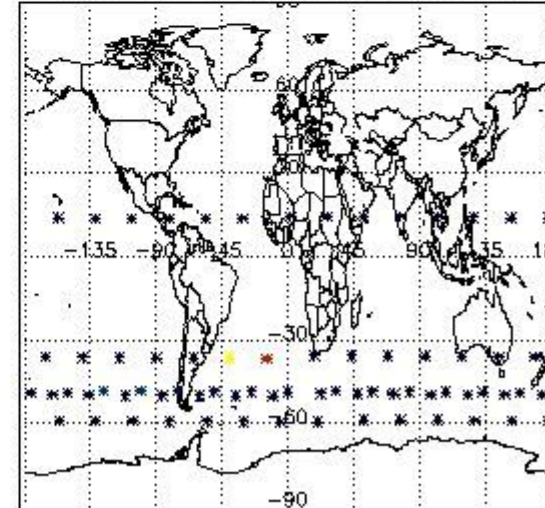
Percentage of flagged data per H2O profile



Percentage of flagged data per NO2 profile



Percentage of flagged data per NO3 profile

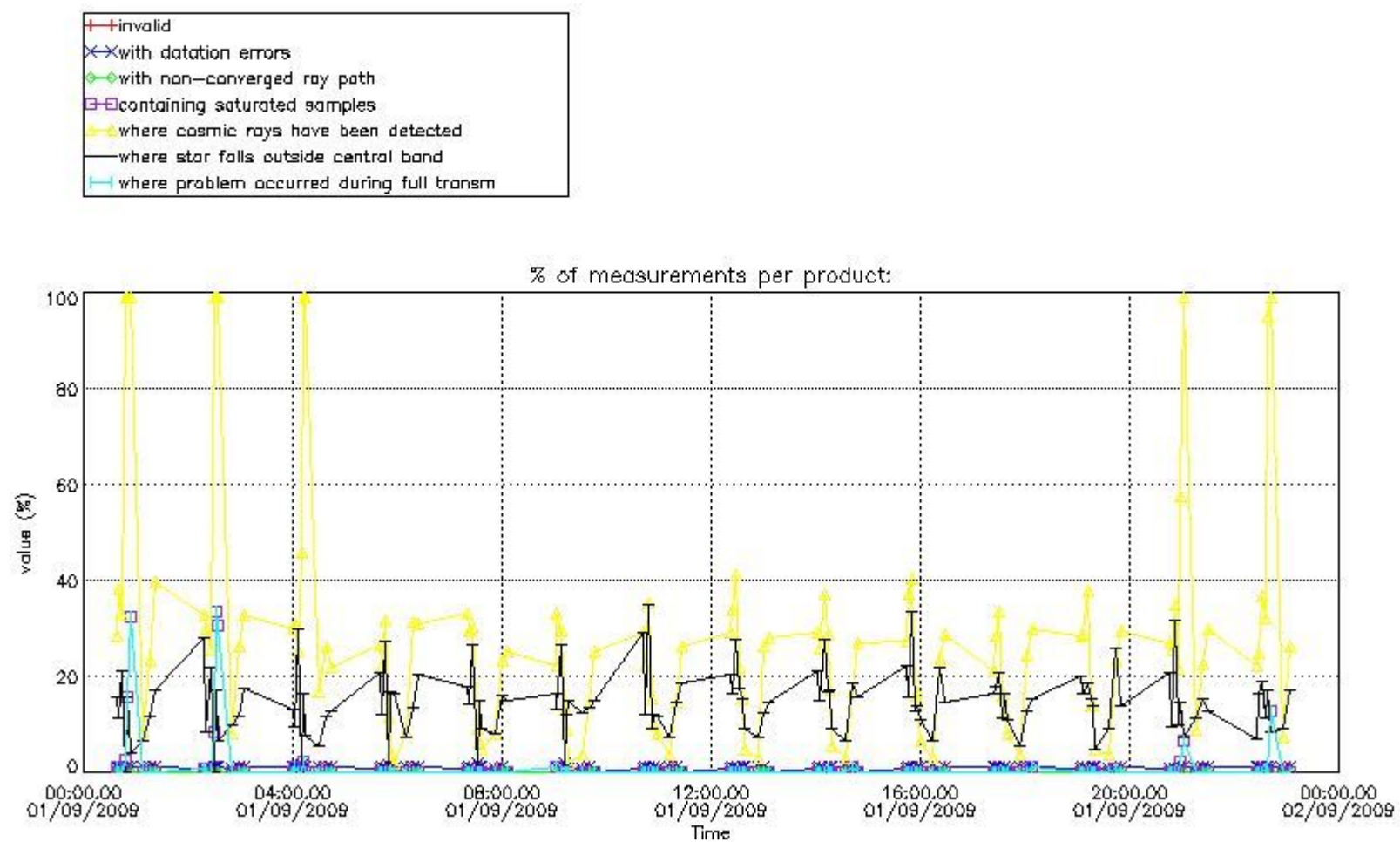


4. Level 1 quality information per product

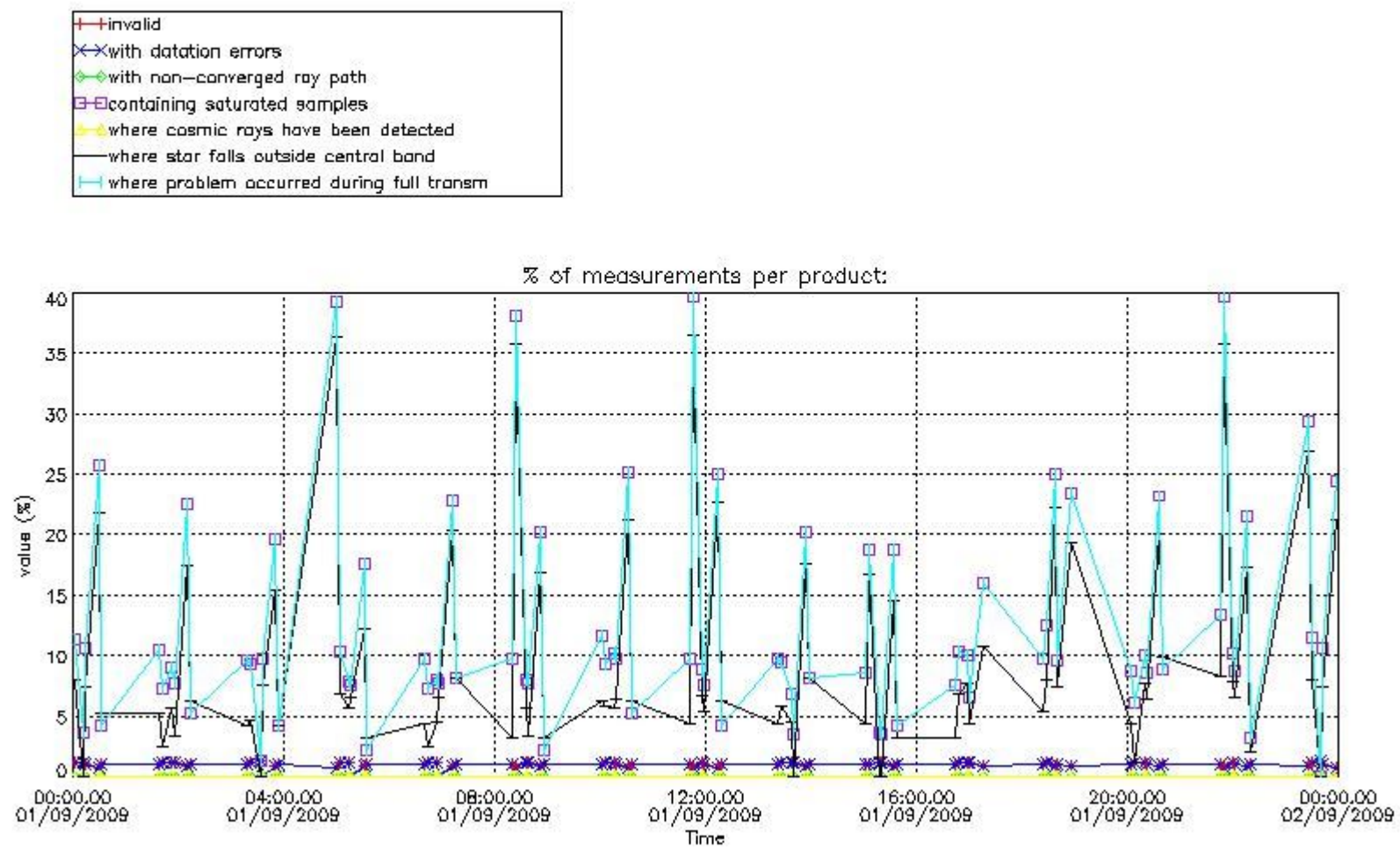
In this section it is plotted some information contained in the Quality Summary data set of the level 2 products that comes from the level 1b processing. Products without errors (error flag in the MPH set to "0") are used.

4.1 Plot quality information per product (time dependant) coming from level 1b processing

4.1.1 Plot level 1 quality information per product (time dependant): ENVISAT ASCENDING passes



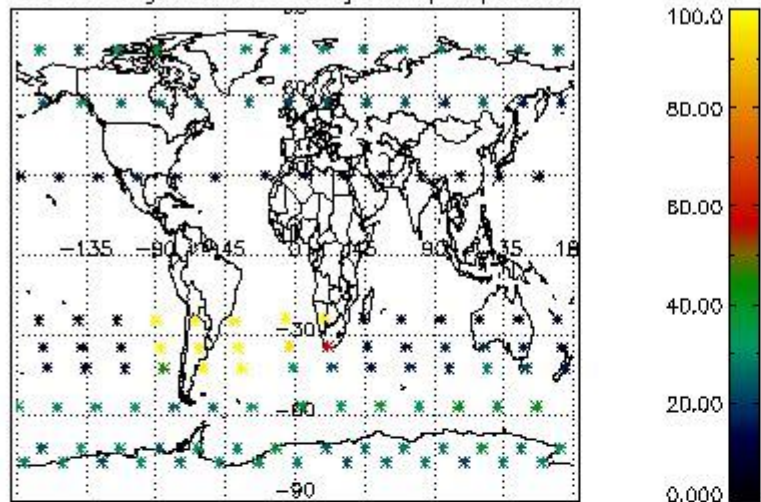
4.1.2 Plot level 1 quality information per product (time dependant): ENVI SAT DESCENDING passes



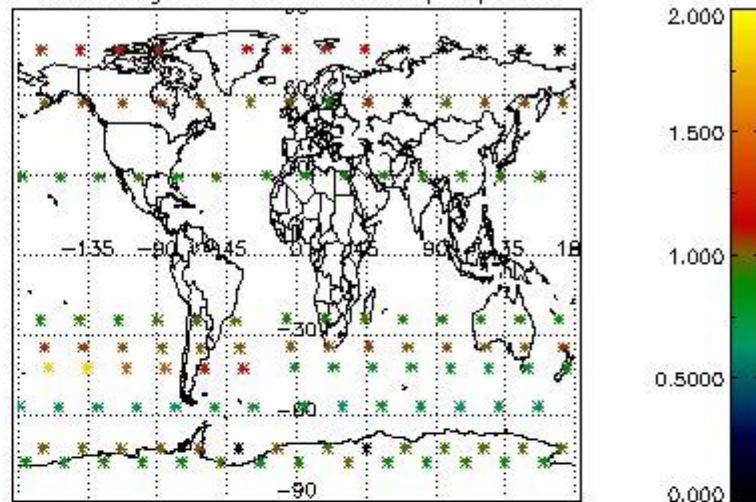
4.2 Plot quality information per product coming from level 1b processing (world map)

4.2.1 Plot level 1 quality information per product (world map): ENVISAT ASCENDING passes

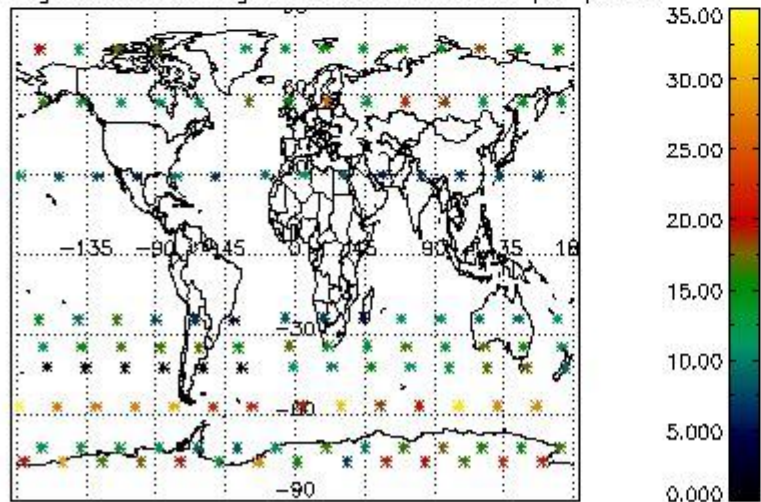
Percentage of cosmic ray hits per profile



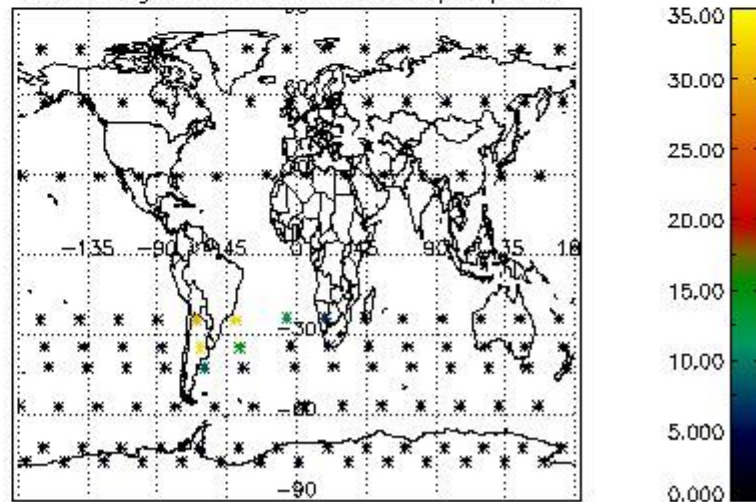
Percentage of datation errors per profile



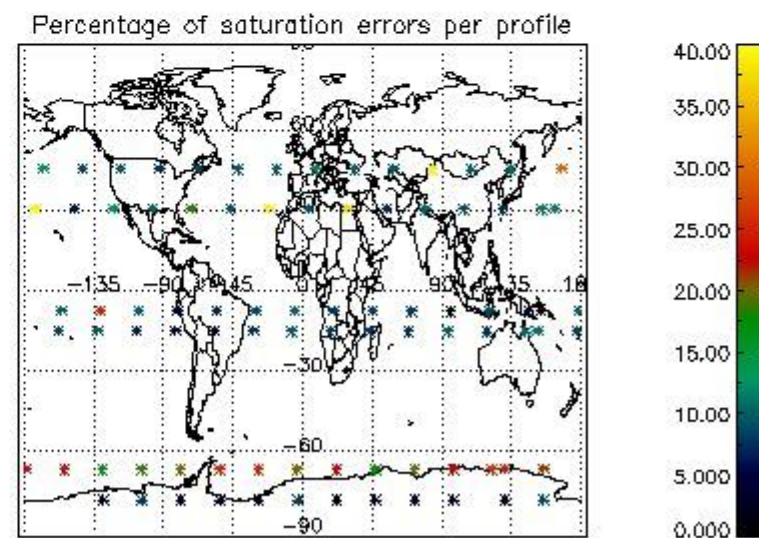
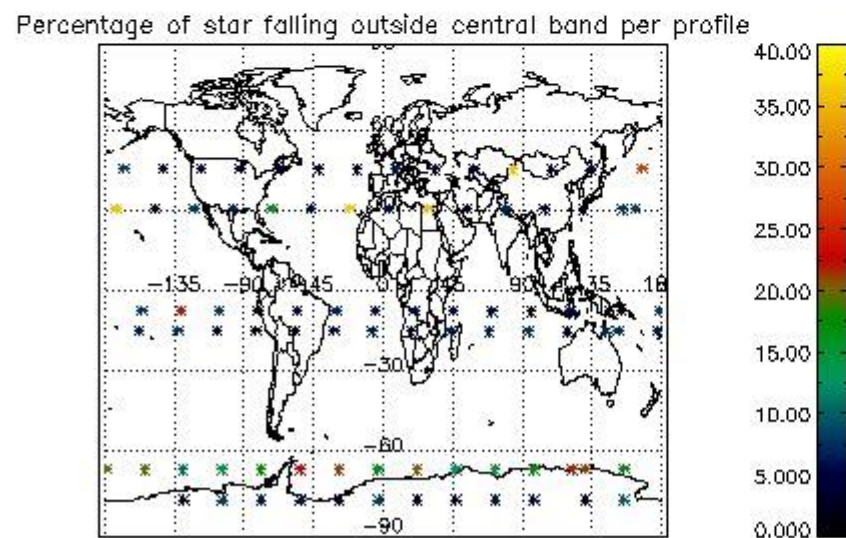
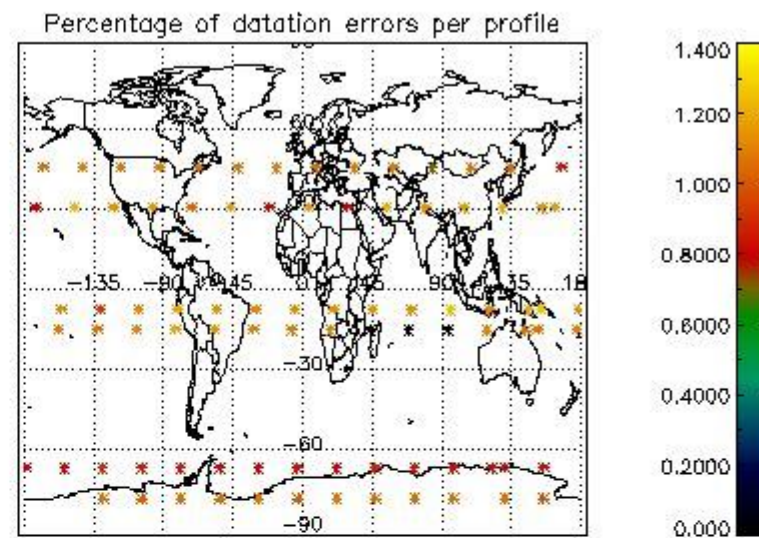
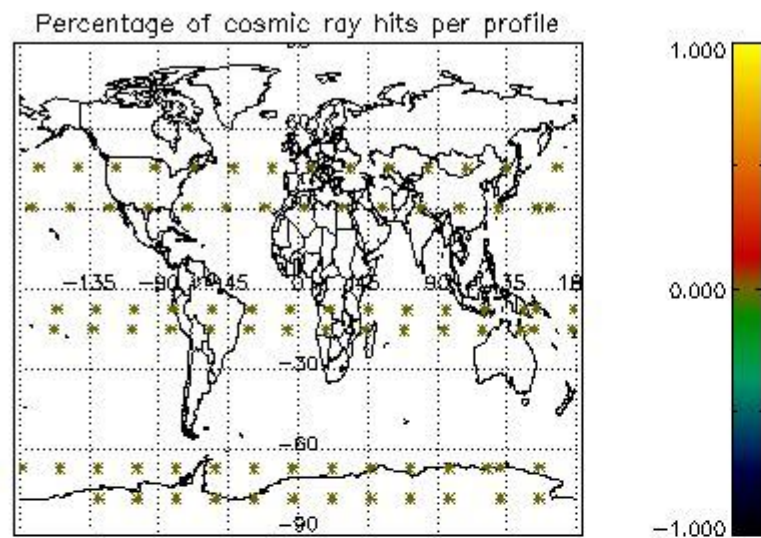
Percentage of star falling outside central band per profile



Percentage of saturation errors per profile



4.2.2 Plot level 1 quality information per product (world map): ENVISAT DESCENDING passes



5. Trace gas profiles

5.1 Ozone statistics based on quality of products

The final quality of the products can be "measured" using the STD (Standard Deviation) attached to every point profile. This information is written to the parameter GOM_NL__2P/NL_LOCAL_SPECIES_DENSITY/o3_std of the level 2 products. The table below shows the statistics for given STD ranges.

The statistics are given with respect to the overall valid production:

- Products without fatal errors: GOM_NL__2P/MPH/PRODUCT_ERR=0
- Valid point profile: GOM_NL__2P/NL_LOCAL_SPECIES_DENSITY/pcd(0)=0

The 'Criteria' is applied to valid points of dark limb products:

- Products in dark limb illumination condition: GOM_NL__2P/NL_SUMMARY_QUALITY/obs_ill_cond=0
- Products without fatal errors: GOM_NL__2P/MPH/PRODUCT_ERR=0
- Valid point profile: GOM_NL__2P/NL_LOCAL_SPECIES_DENSITY/pcd(0)=0

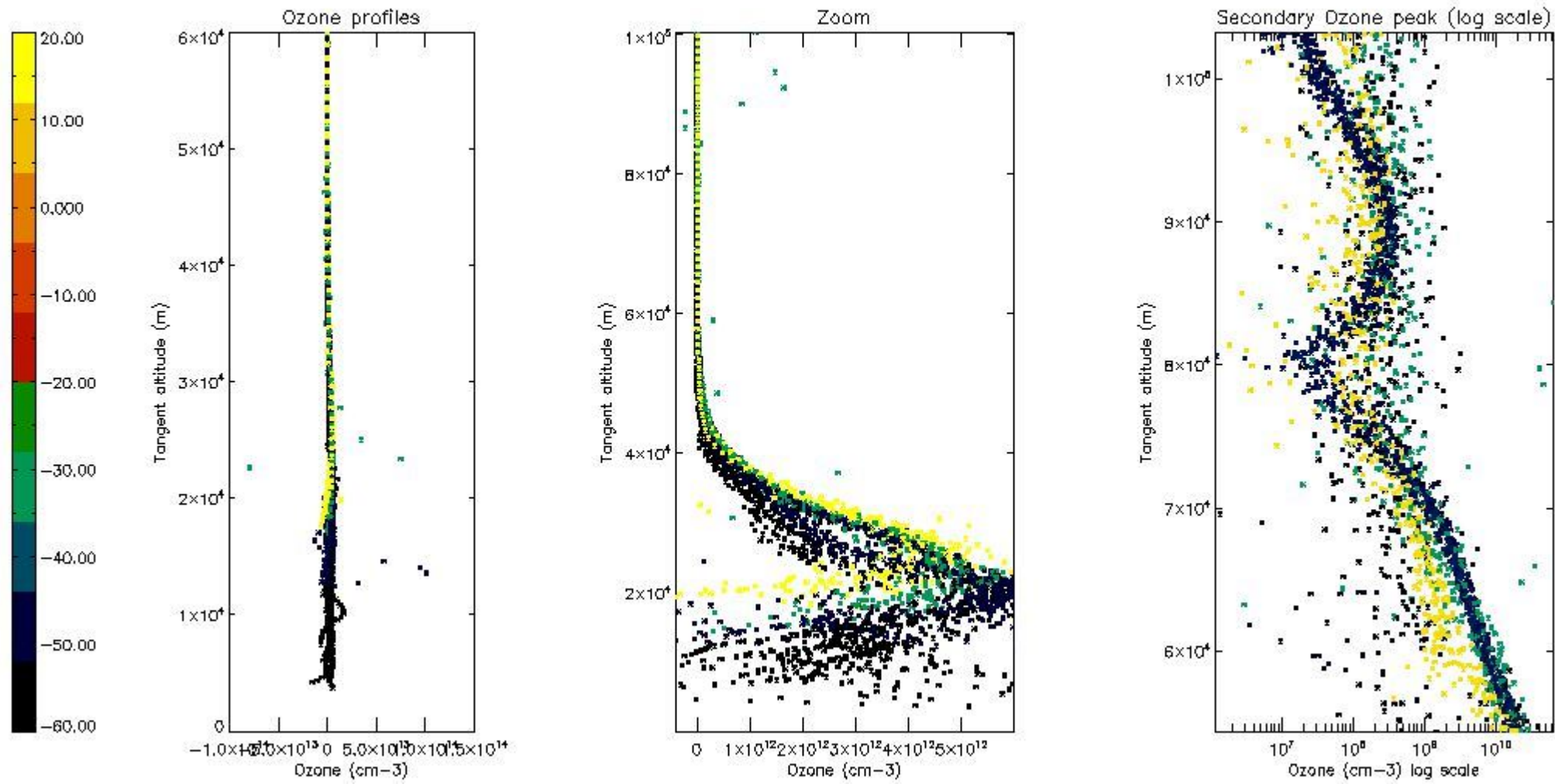
So, the table below shows the percentage of dark limb and valid observations for each criteria with respect to the overall valid daily observations.

Criteria	% of total production
All STD	36
STD < 20	17

STD < 10	14
STD < 5	7

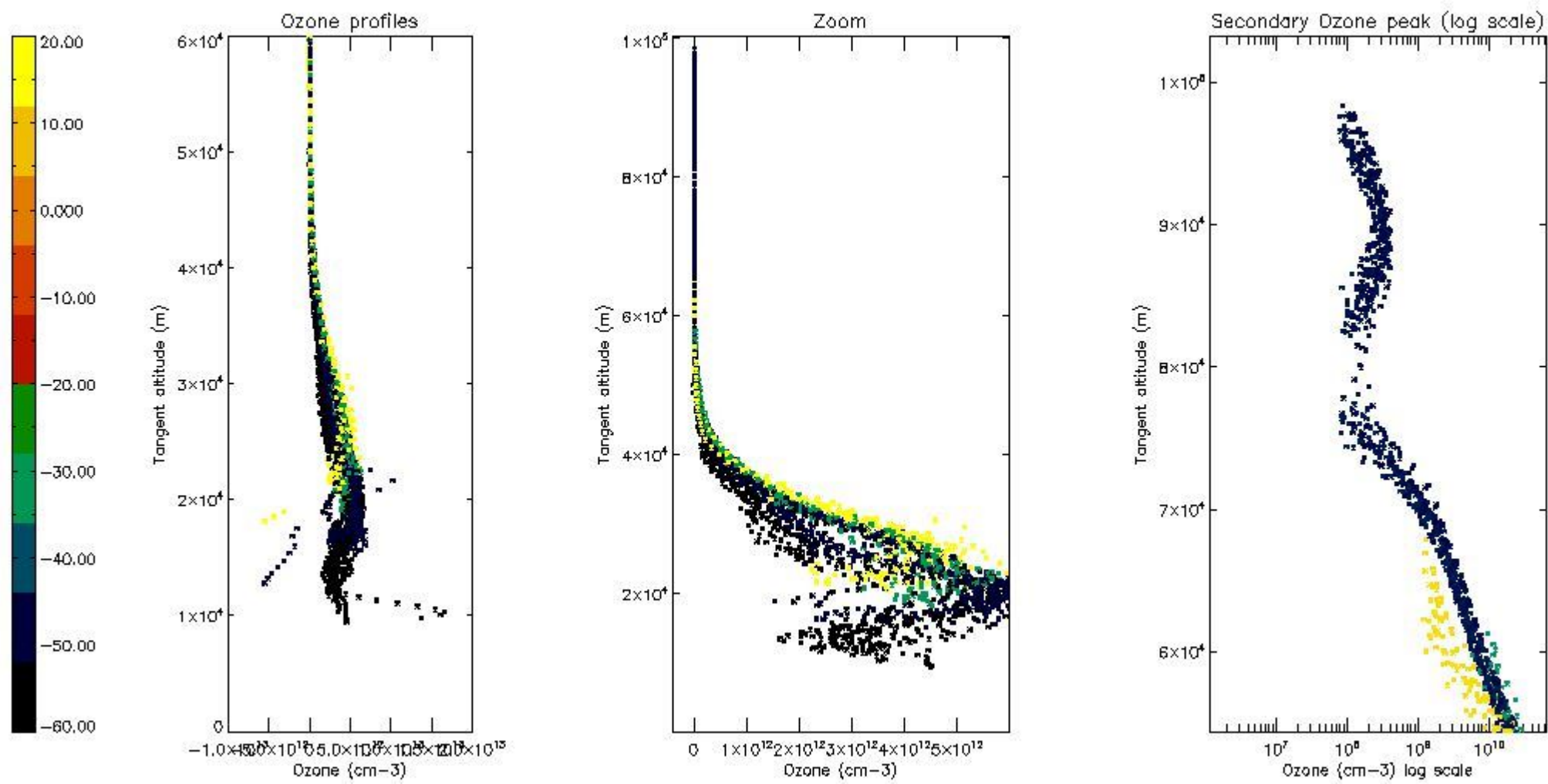
5.2 Plot ozone profiles for all STD (dark without errors)

The colorbar represents the latitude.



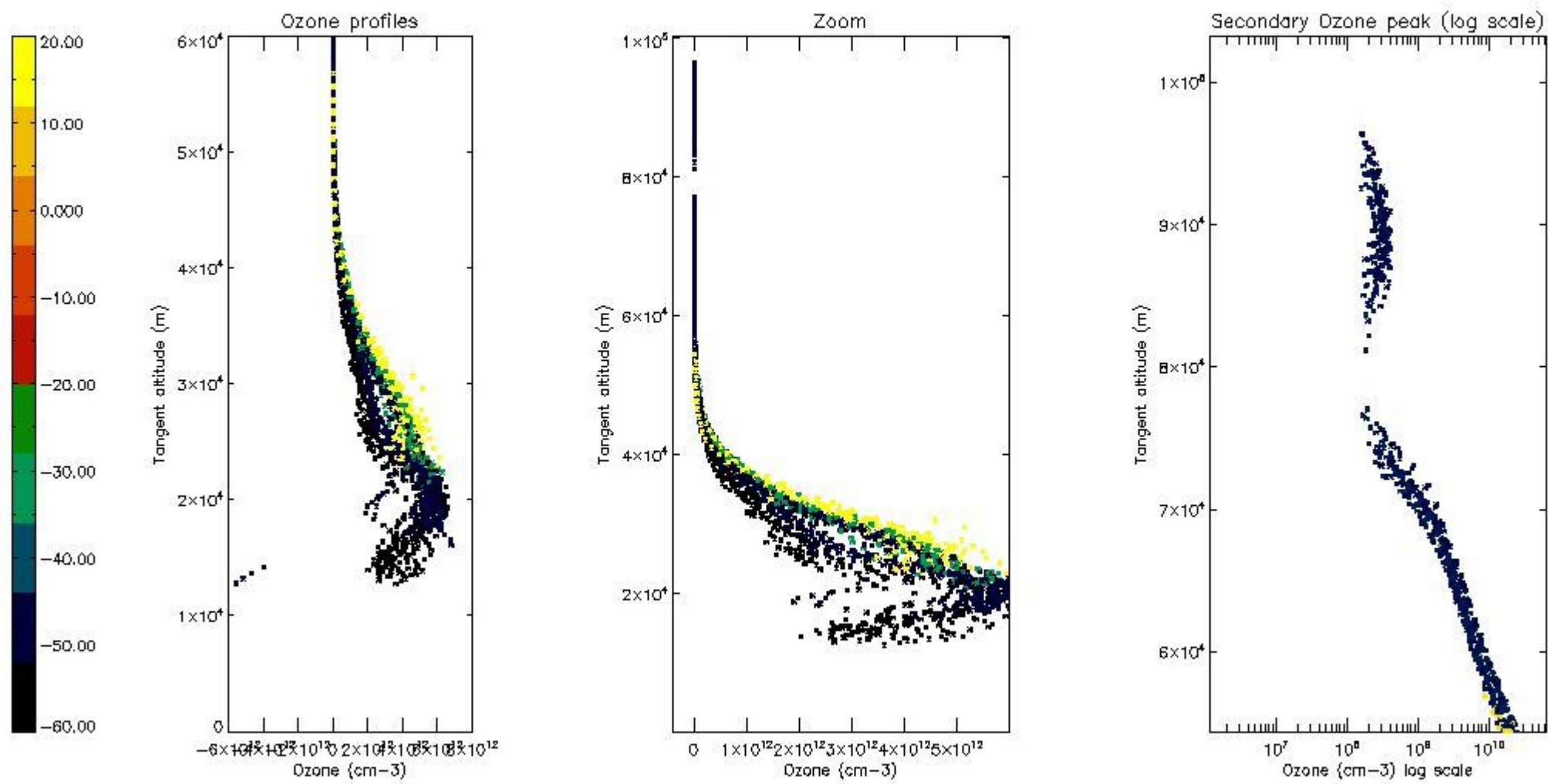
5.3 Plot ozone profiles where STD < 20% (dark without errors)

The colorbar represents the latitude.



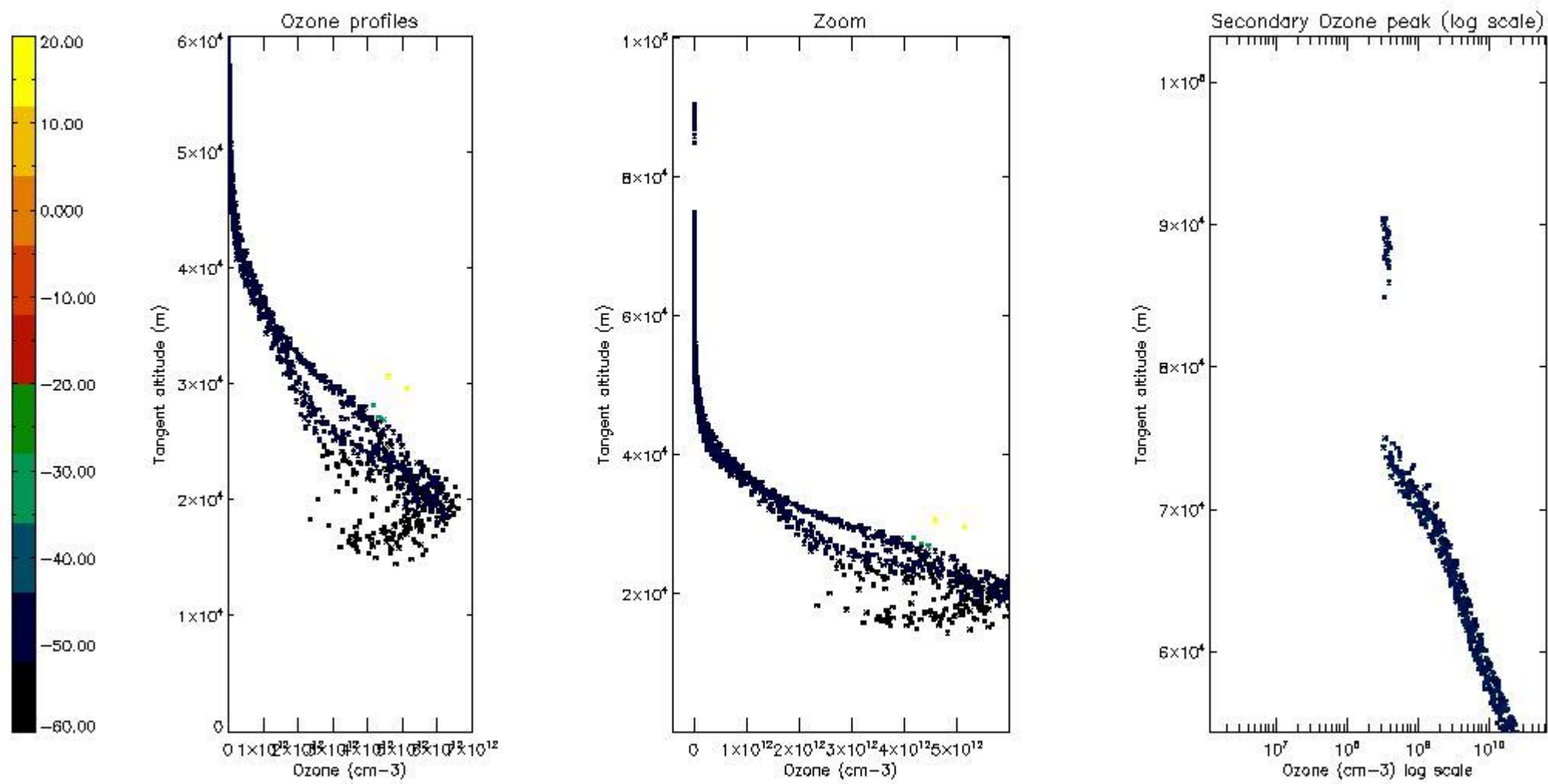
5.4 Plot ozone profiles where STD < 10% (dark without errors)

The colorbar represents the latitude.



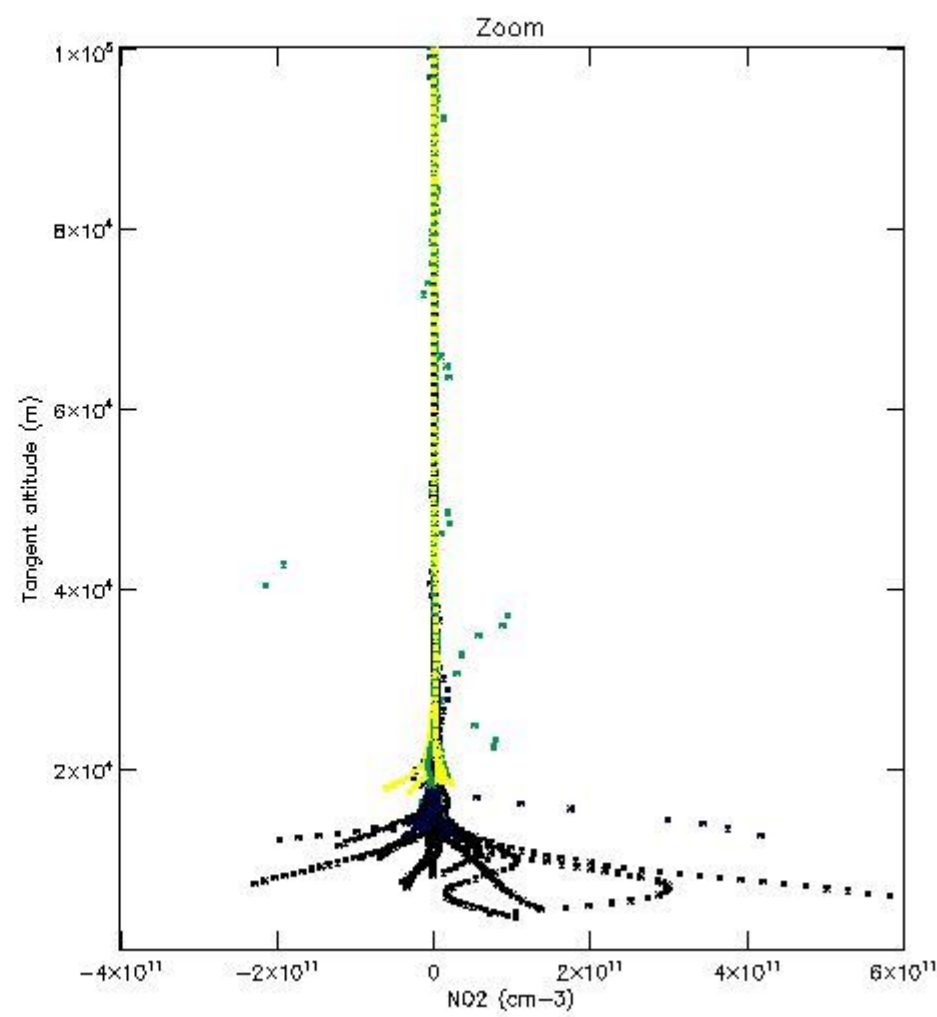
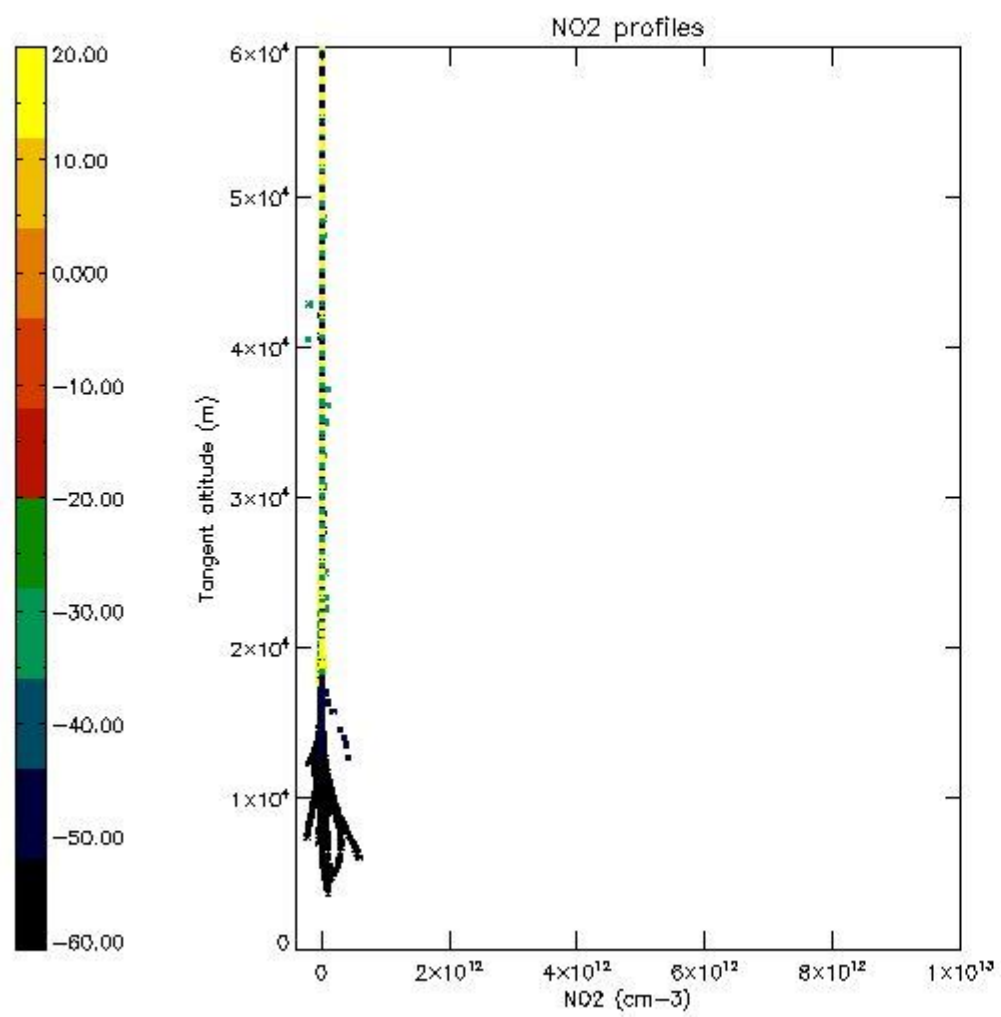
5.5 Plot ozone profiles where STD < 5% (dark without errors)

The colorbar represents the latitude.



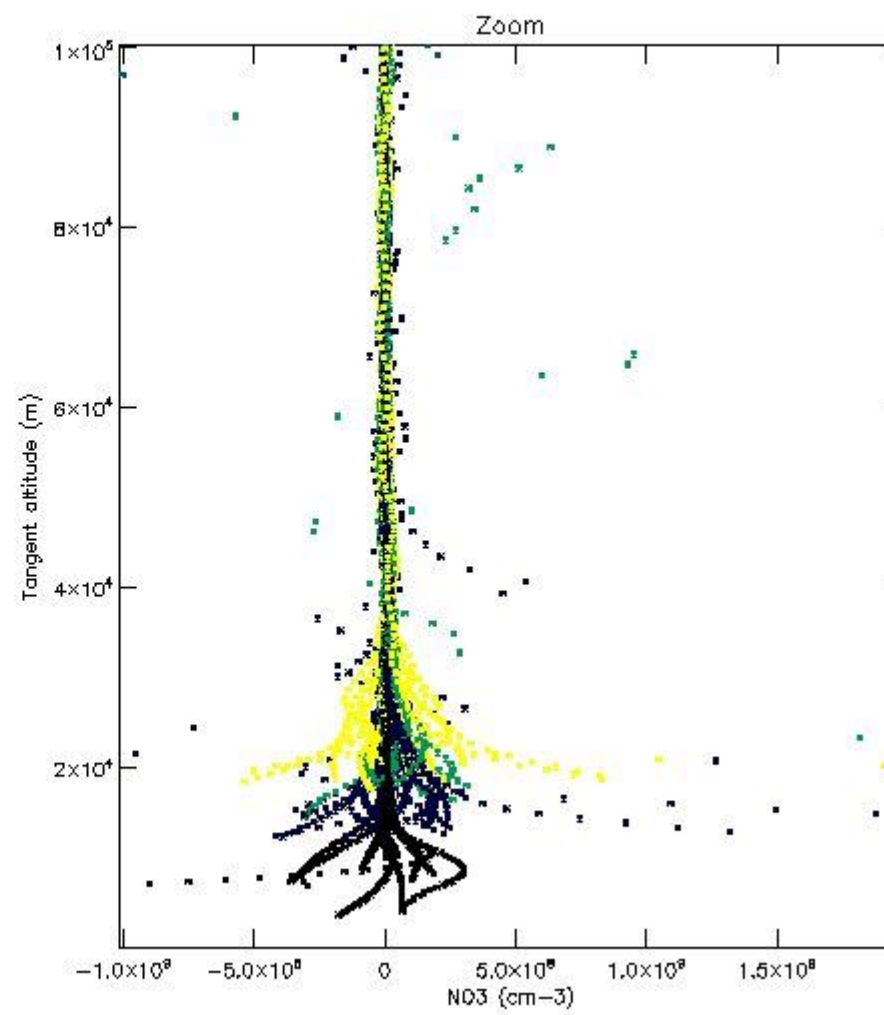
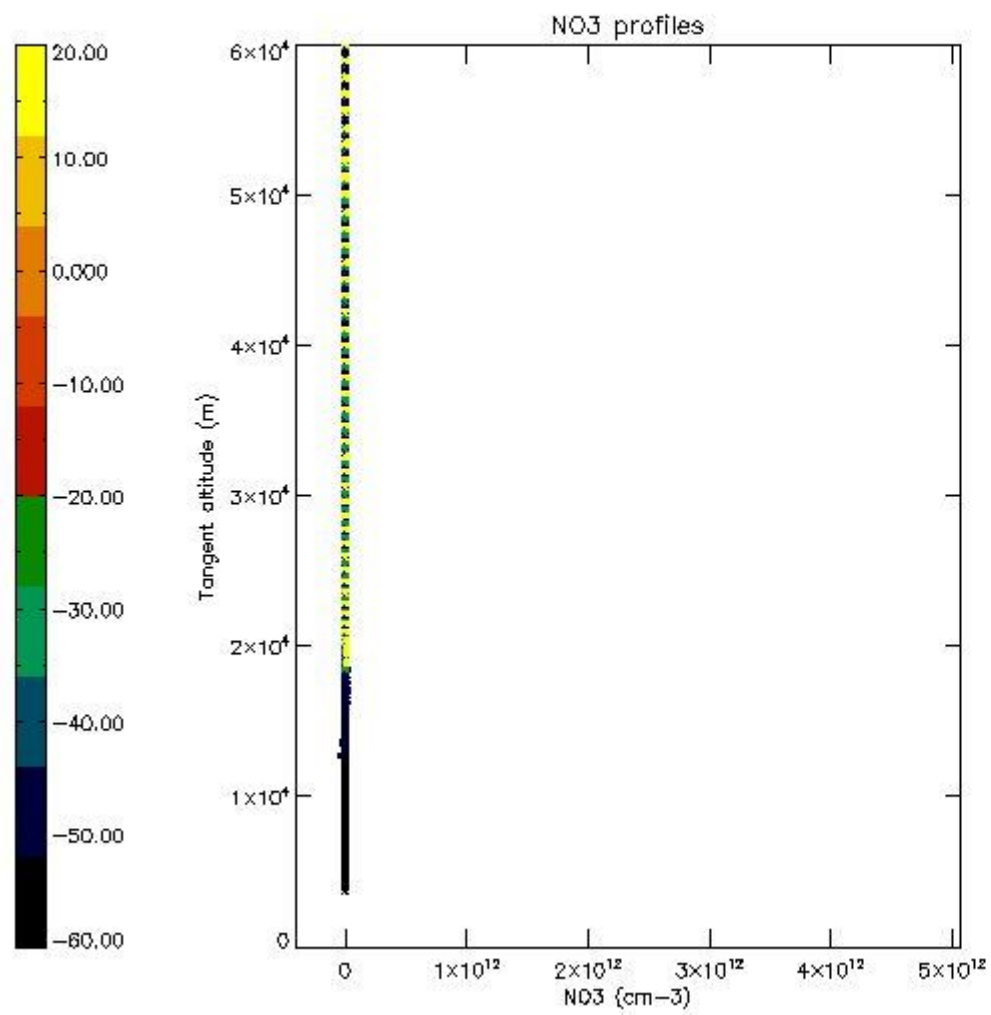
5.6 Plot NO₂ profiles for all STD (dark without errors)

The colorbar represents the latitude.



5.7 Plot NO3 profiles for all STD (dark without errors)

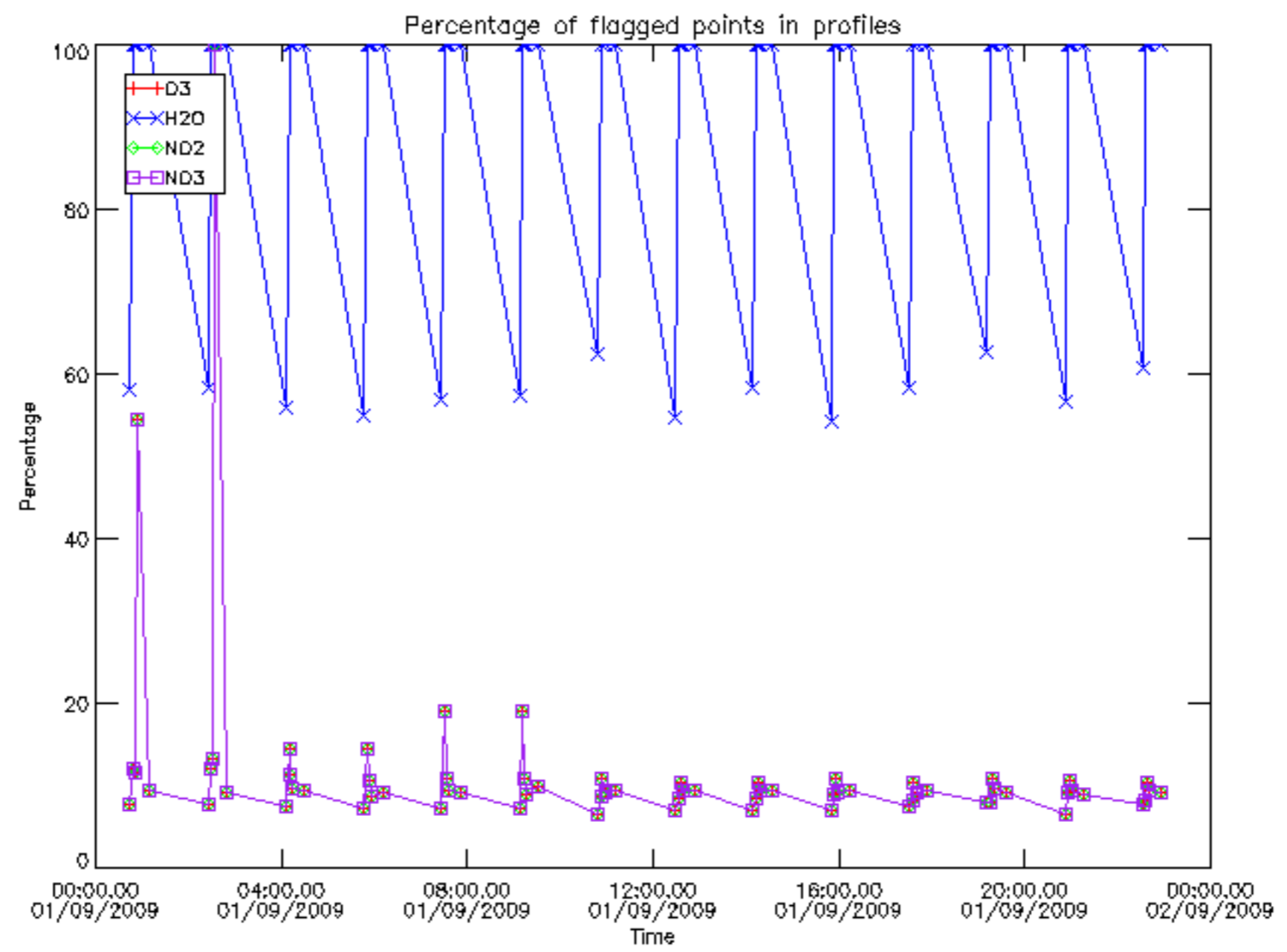
The colorbar represents the latitude.



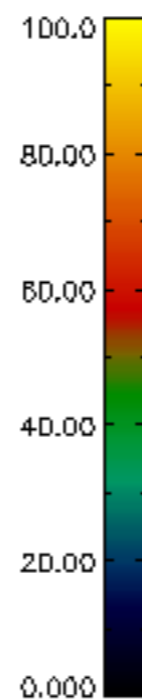
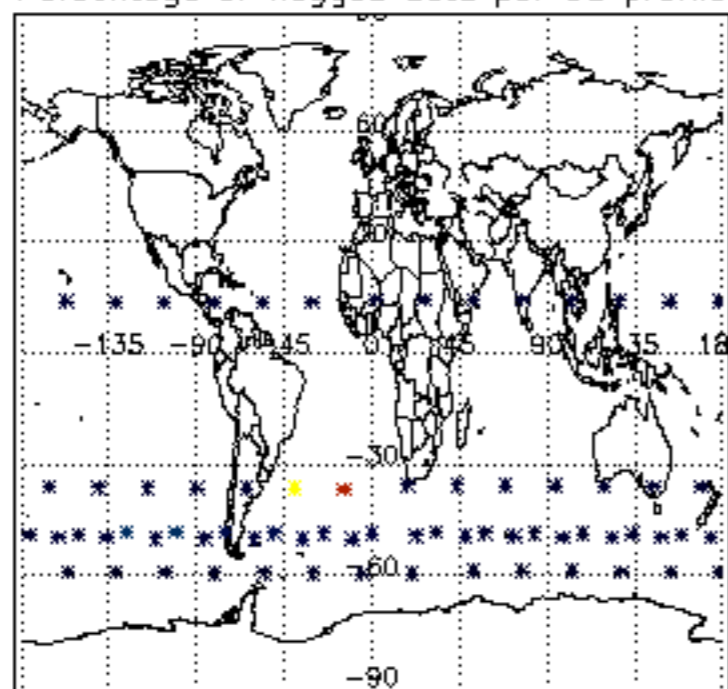
6. Auxiliary Data Files used for the production reported in section 2

The number reported in the third column indicates since which file (see list in section 2) the corresponding auxiliary file has been used. The fourth column is the date of those product files.

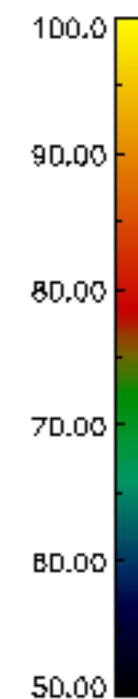
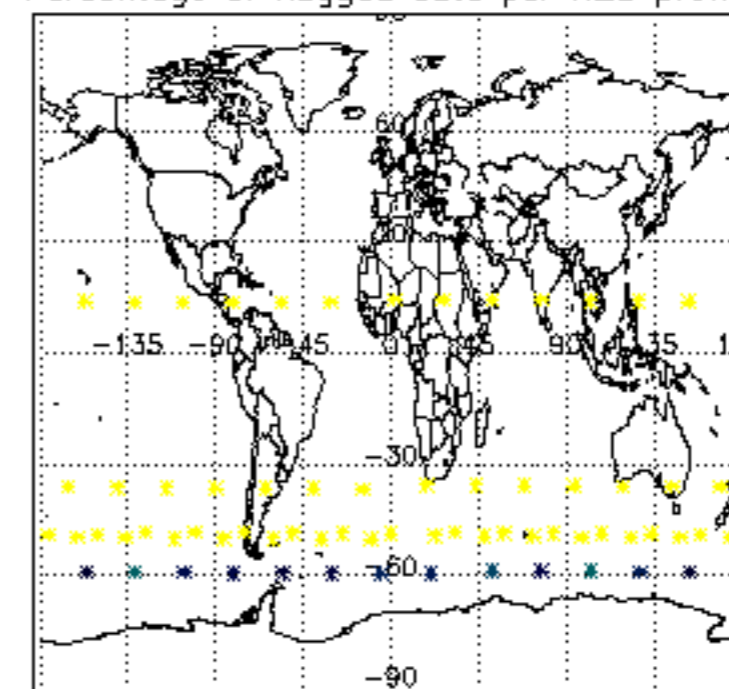
Type	Auxiliary Filename	Used since product	Used since product date
INST_PHYS_CHARACTERISTICS	GOM_INS_AXVIEC20091111_143220_20030716_120000_20500101_000000	1	01-SEP-2009 00:01:39
LEVEL-2_PROC_CONFIG	GOM_PR2_AXVIEC20091111_152718_20020301_000000_20500101_000000	1	01-SEP-2009 00:01:39
CROSS_SECTIONS_FILE	GOM_CRS_AXVIEC20091111_154832_20020301_000000_20500101_000000	1	01-SEP-2009 00:01:39



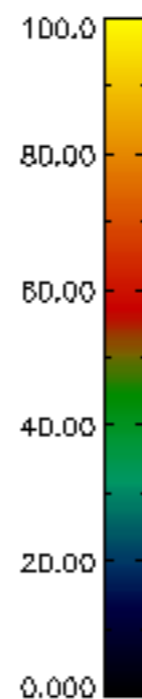
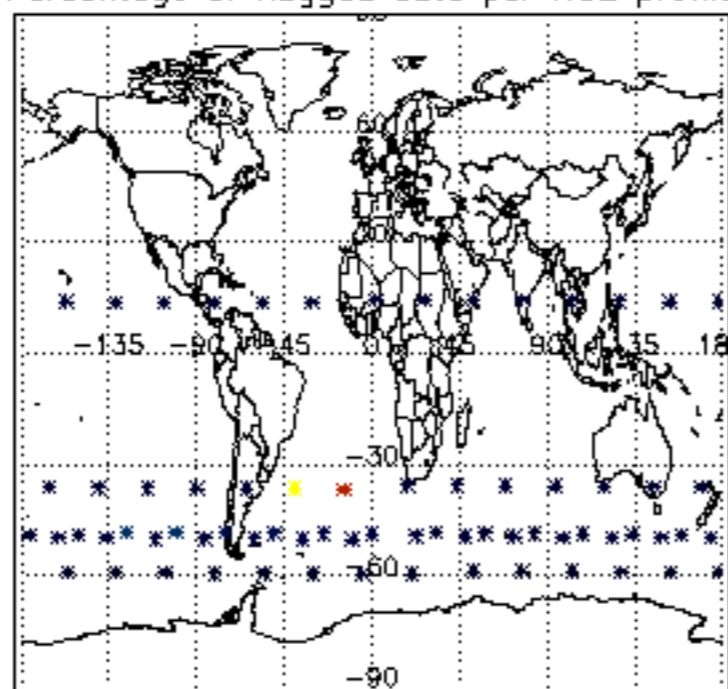
Percentage of flagged data per D3 profile



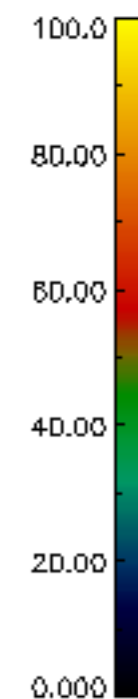
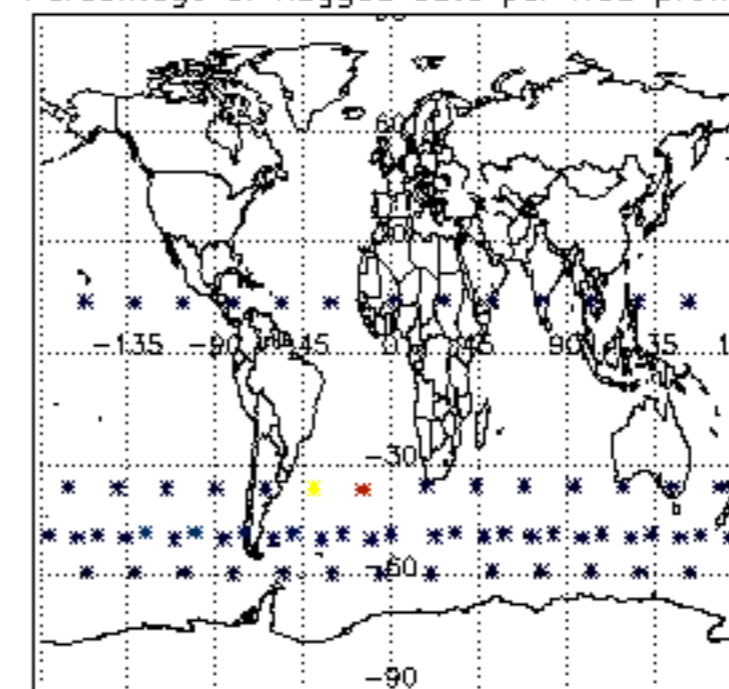
Percentage of flagged data per H2O profile

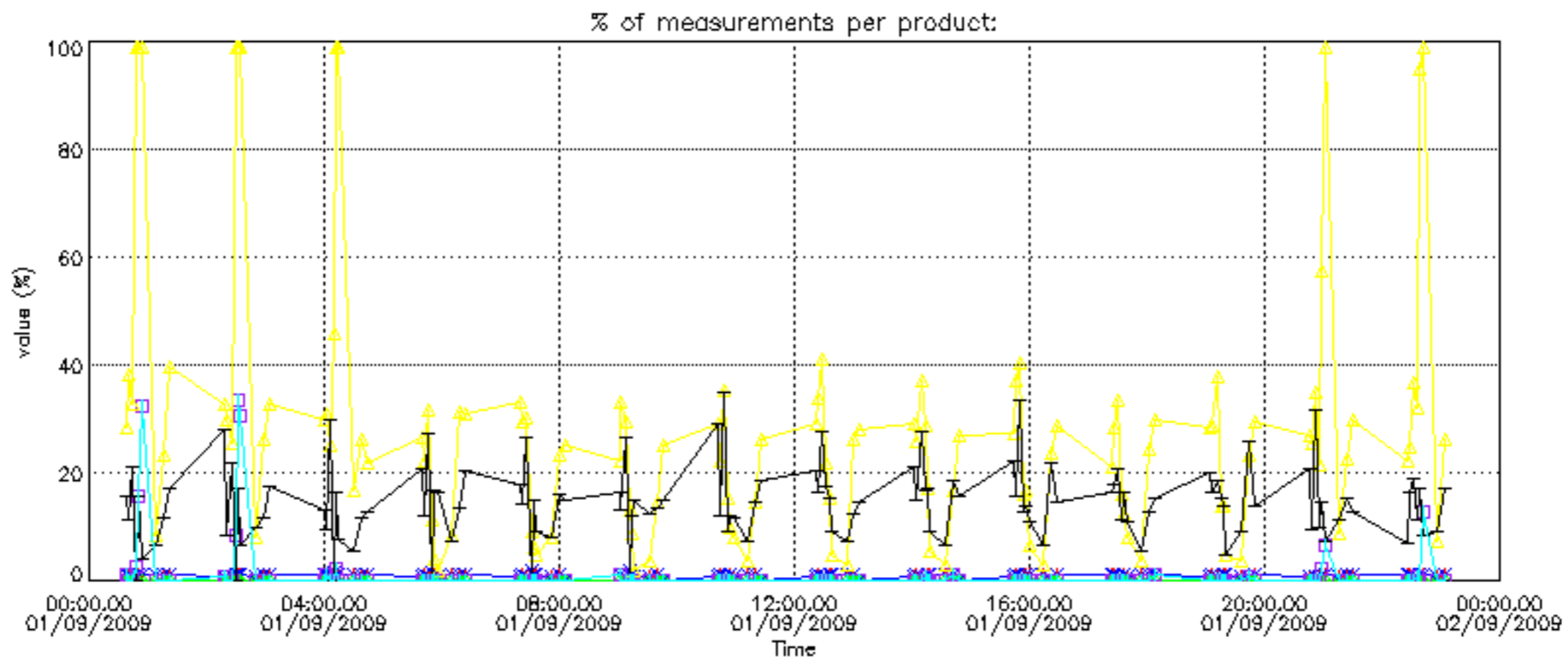


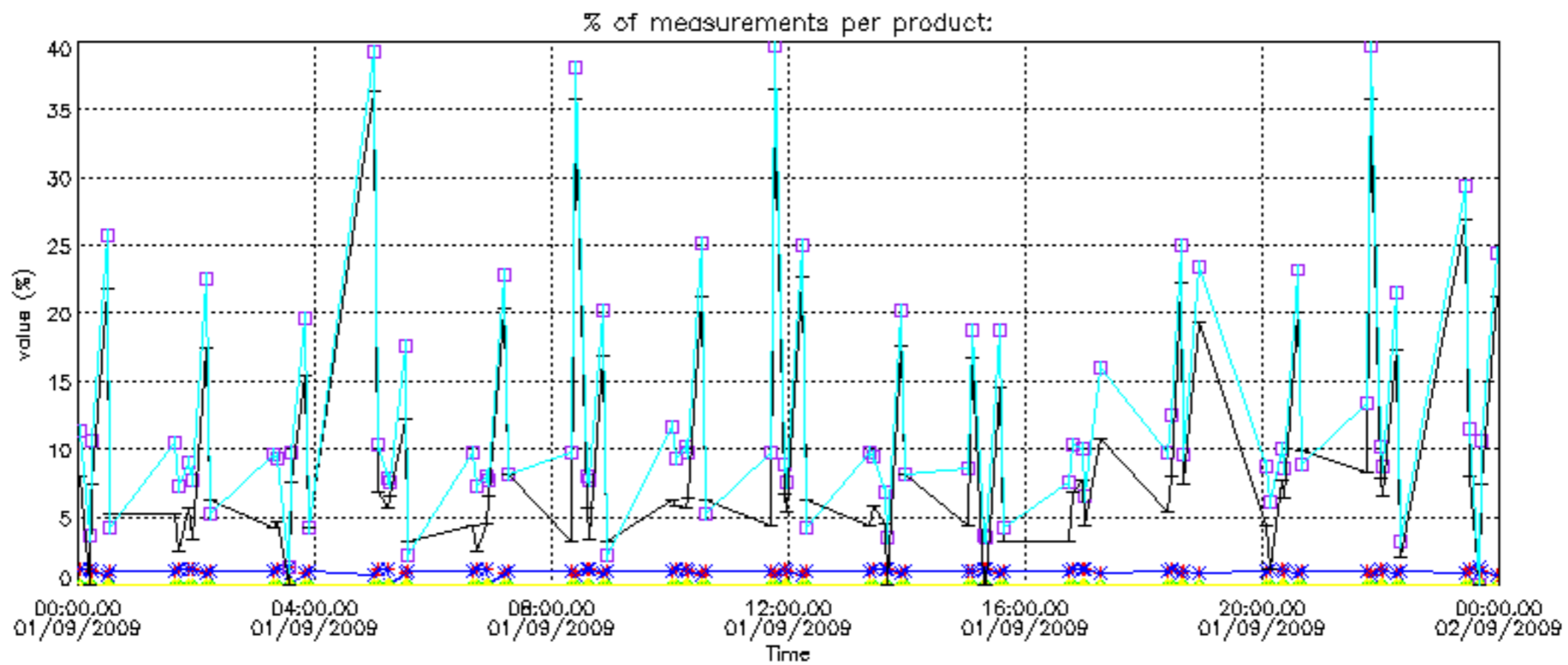
Percentage of flagged data per NO2 profile



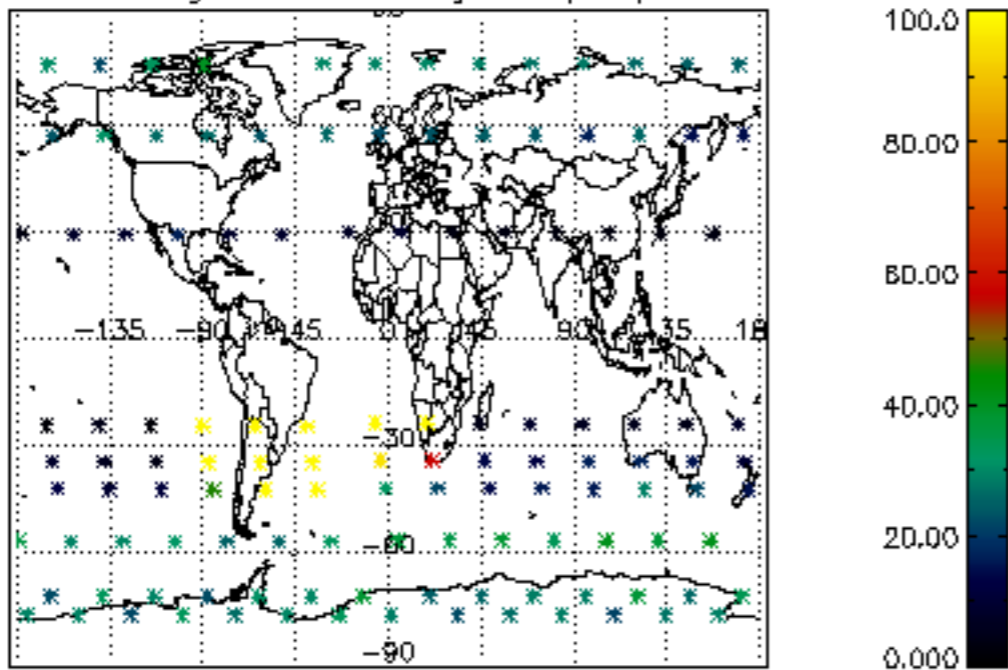
Percentage of flagged data per NO3 profile



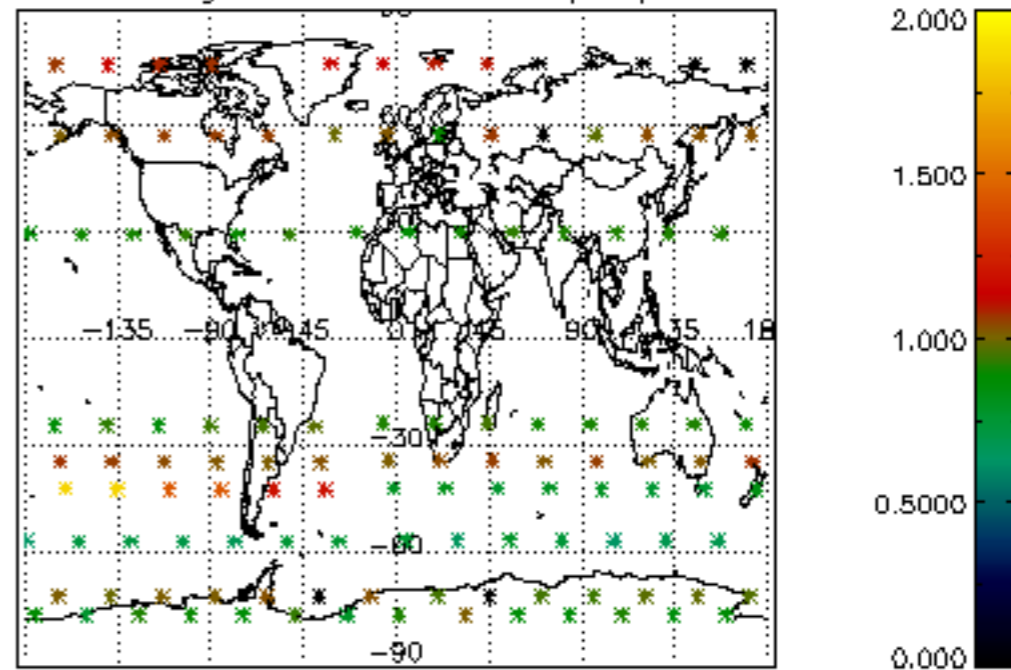




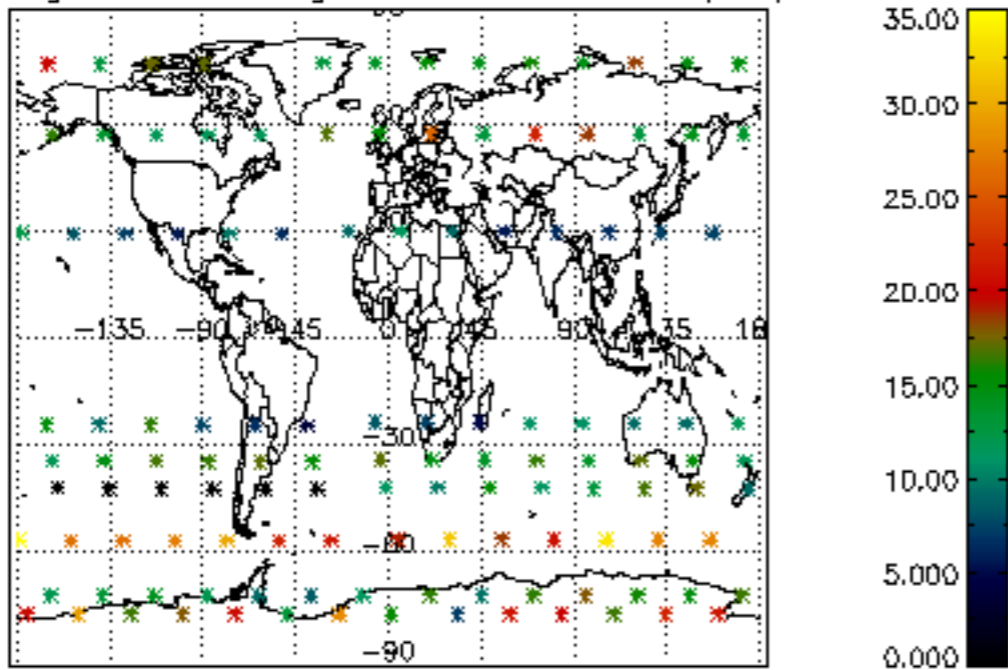
Percentage of cosmic ray hits per profile



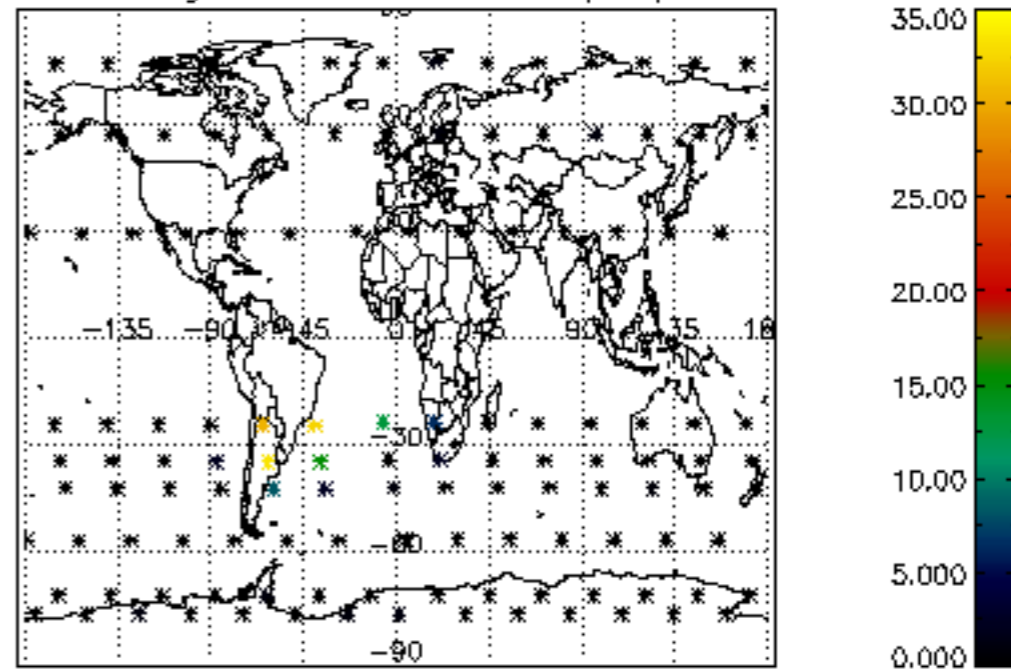
Percentage of datation errors per profile



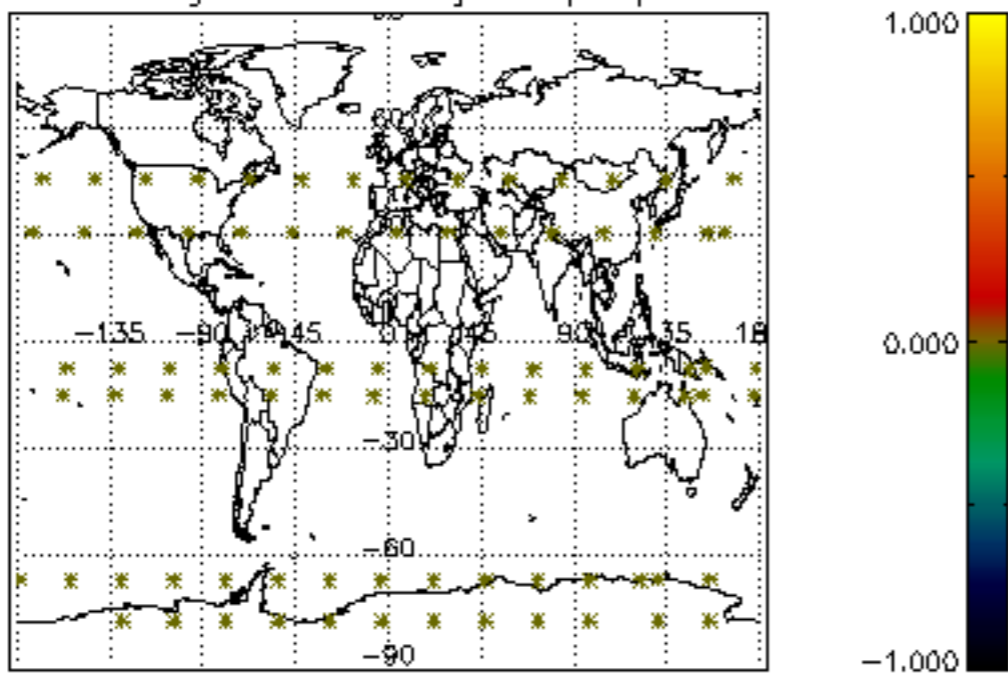
Percentage of star falling outside central band per profile



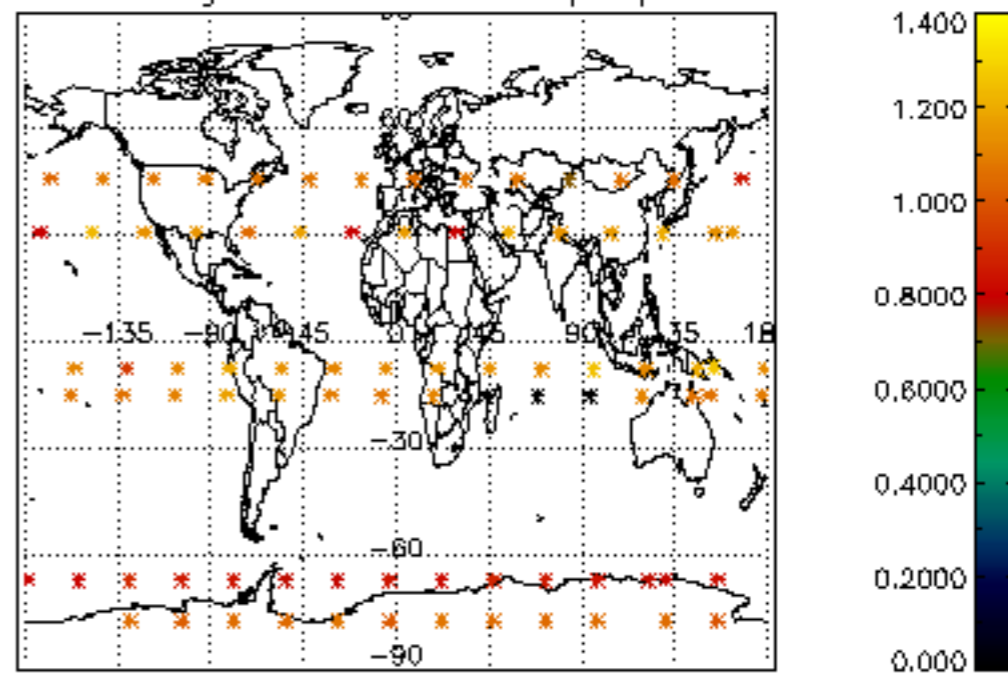
Percentage of saturation errors per profile



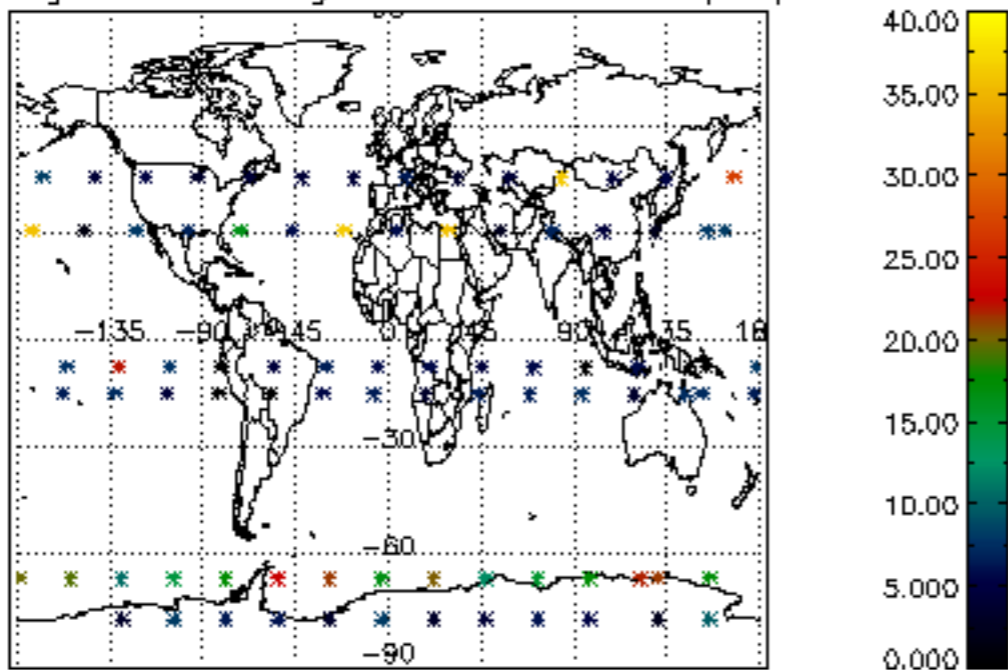
Percentage of cosmic ray hits per profile



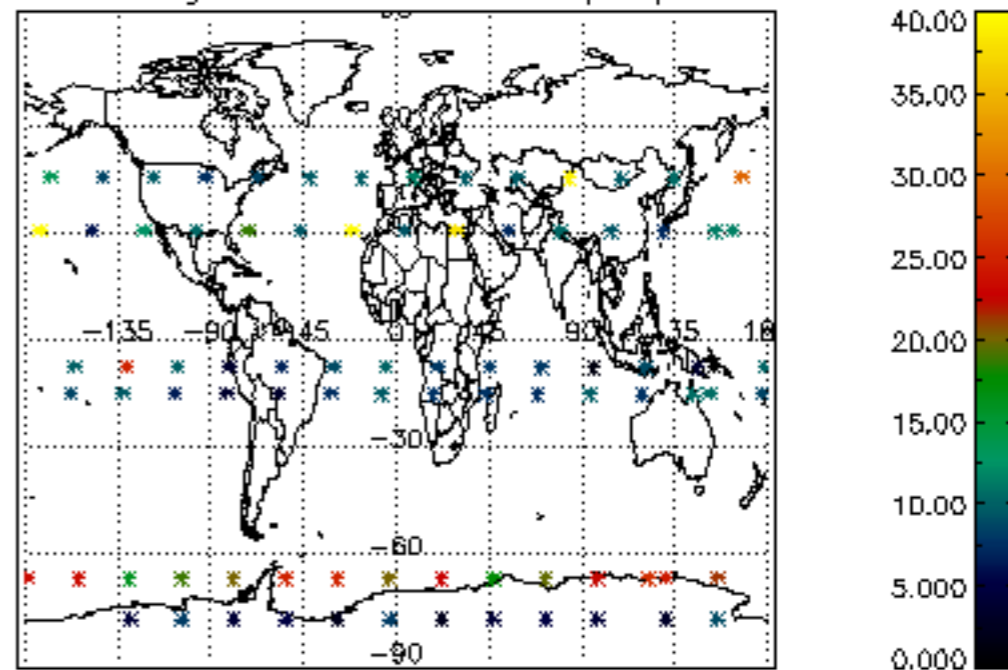
Percentage of datation errors per profile

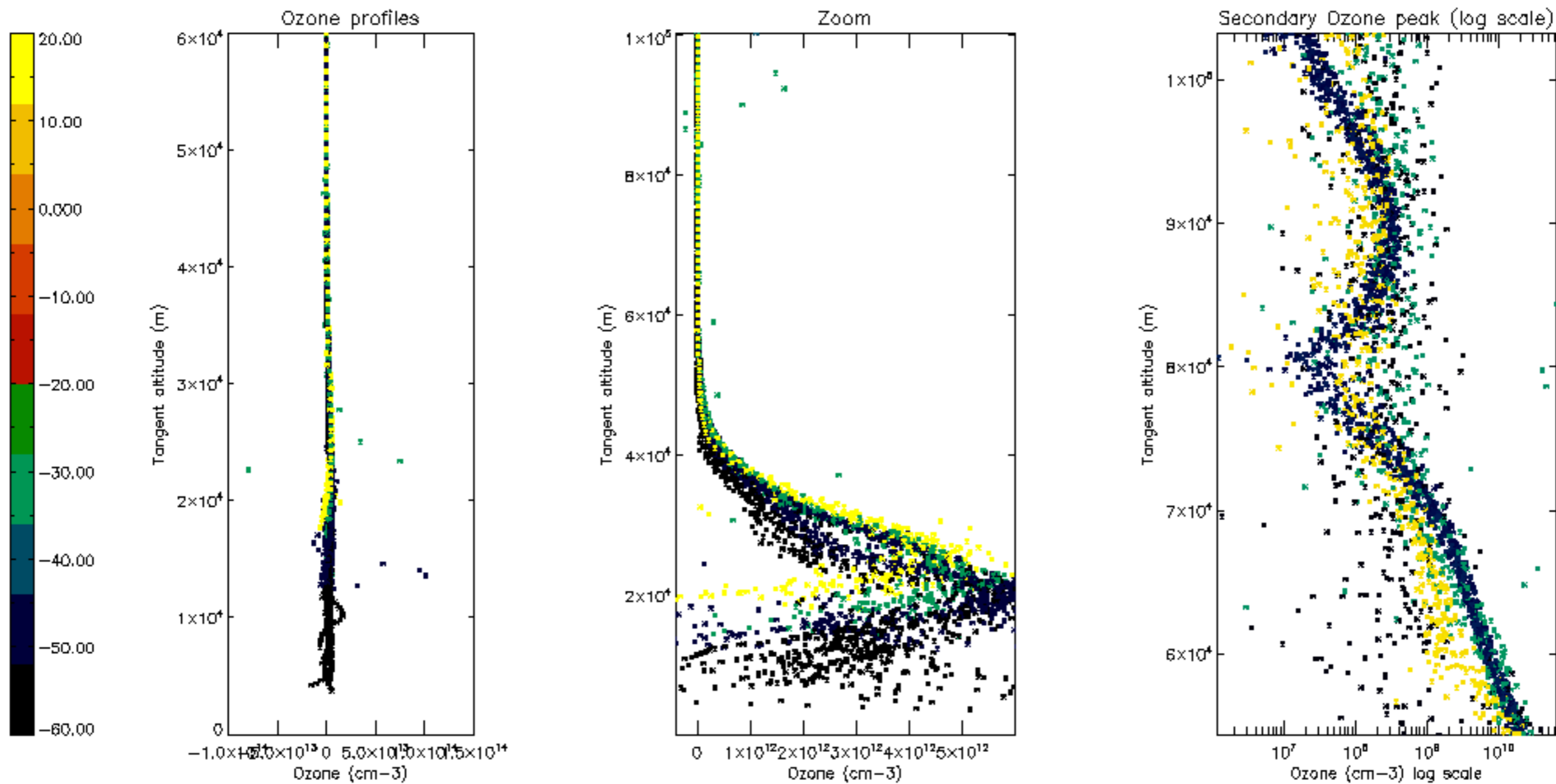


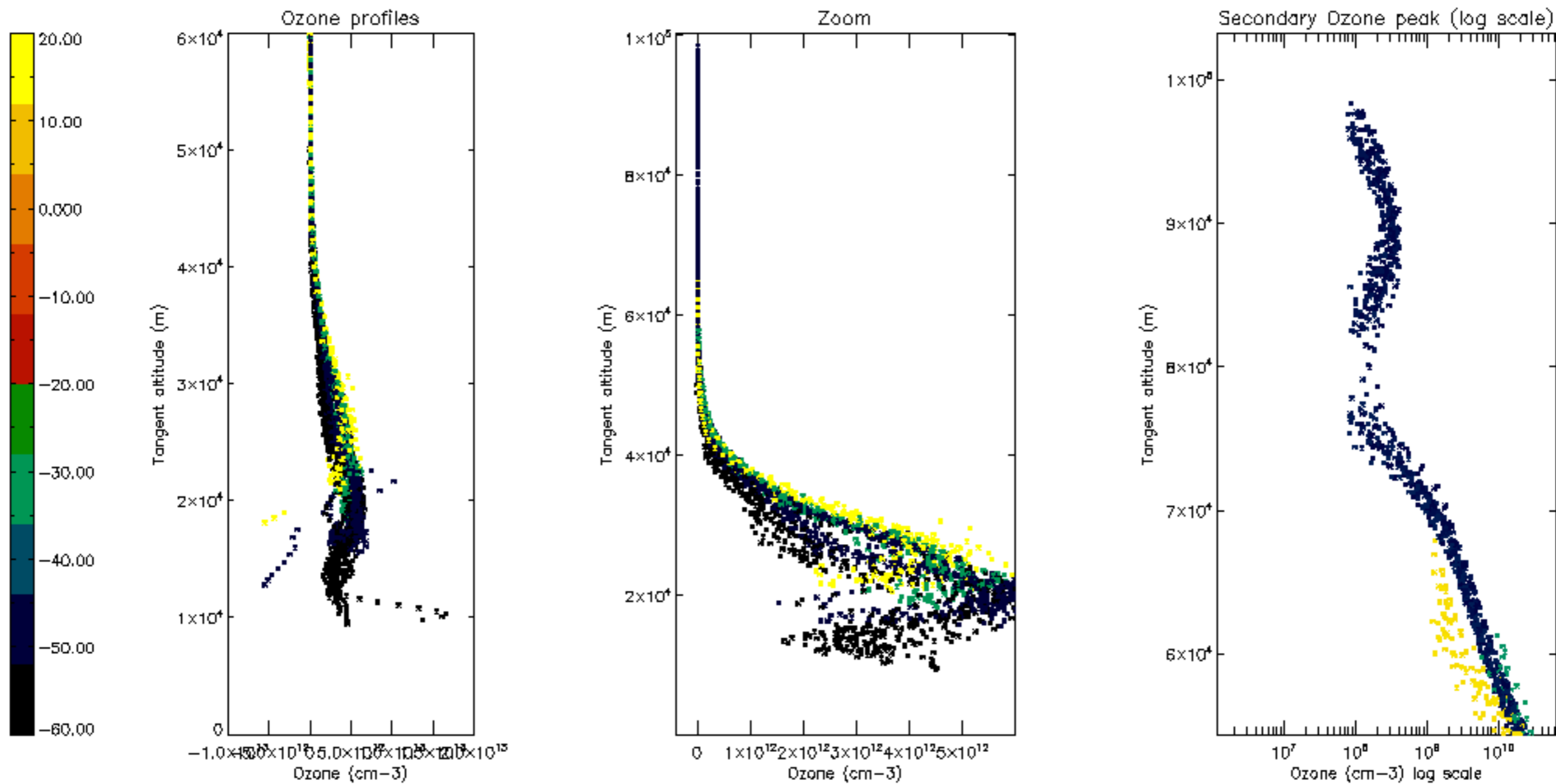
Percentage of star falling outside central band per profile

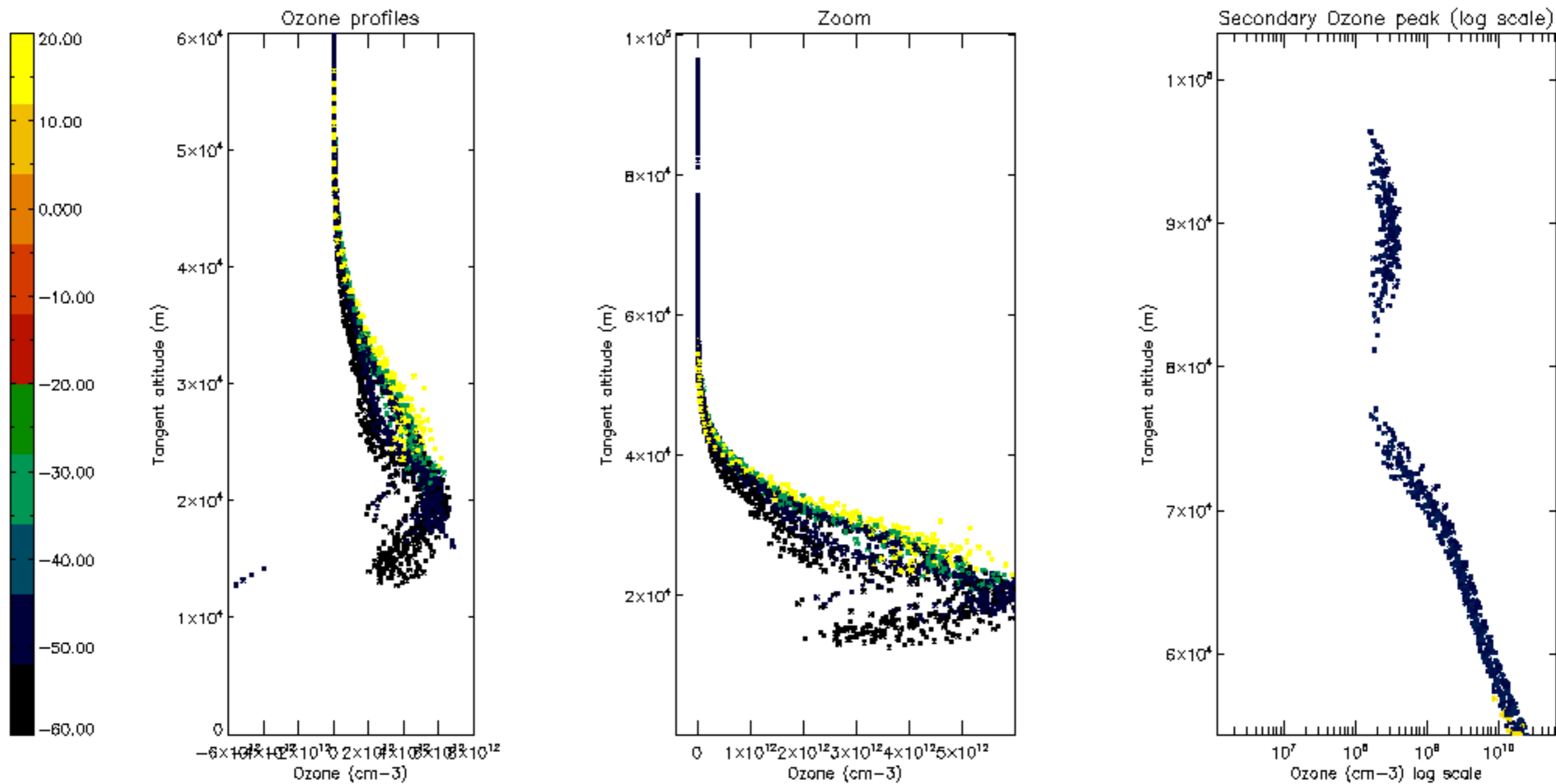


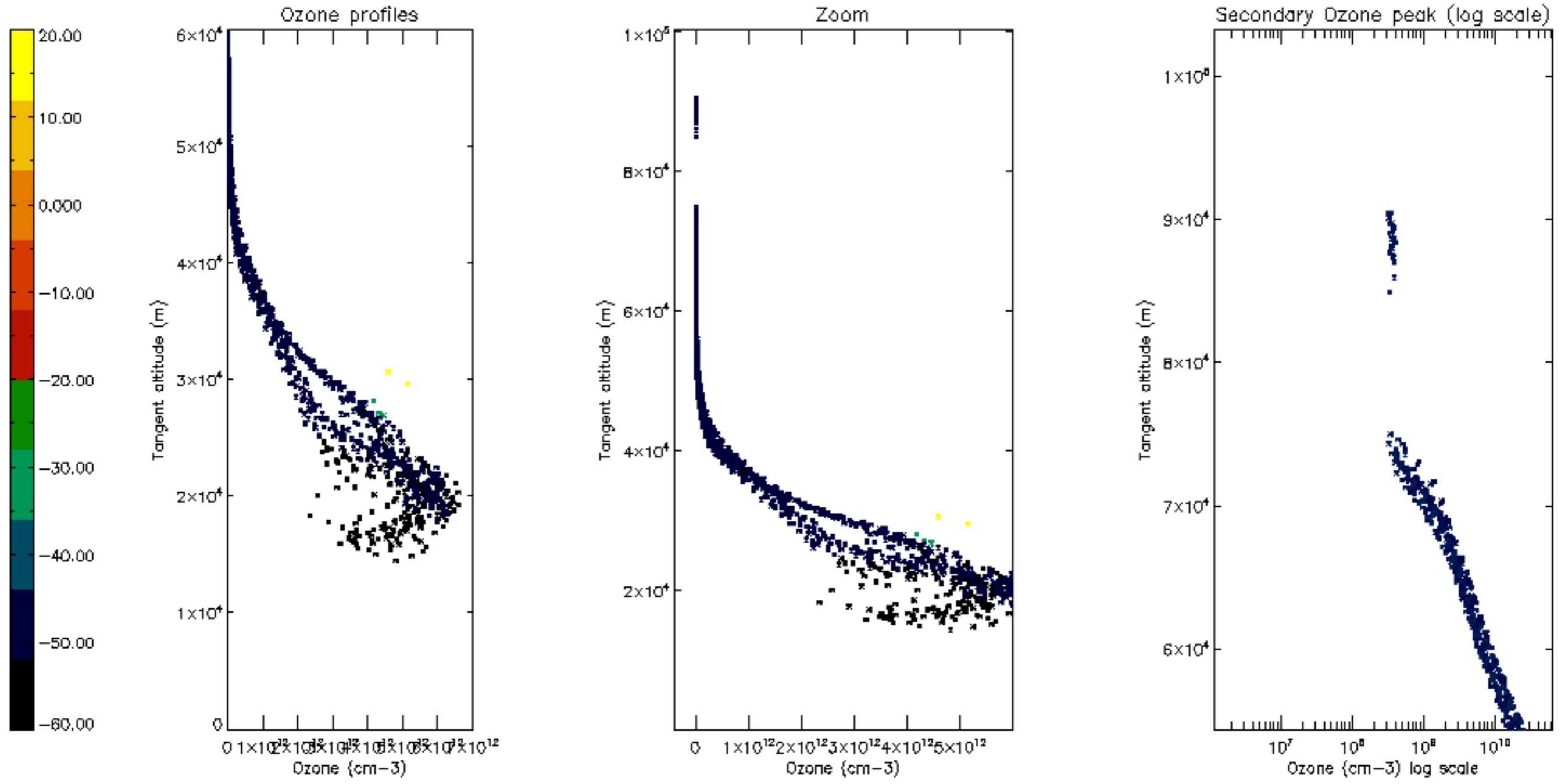
Percentage of saturation errors per profile

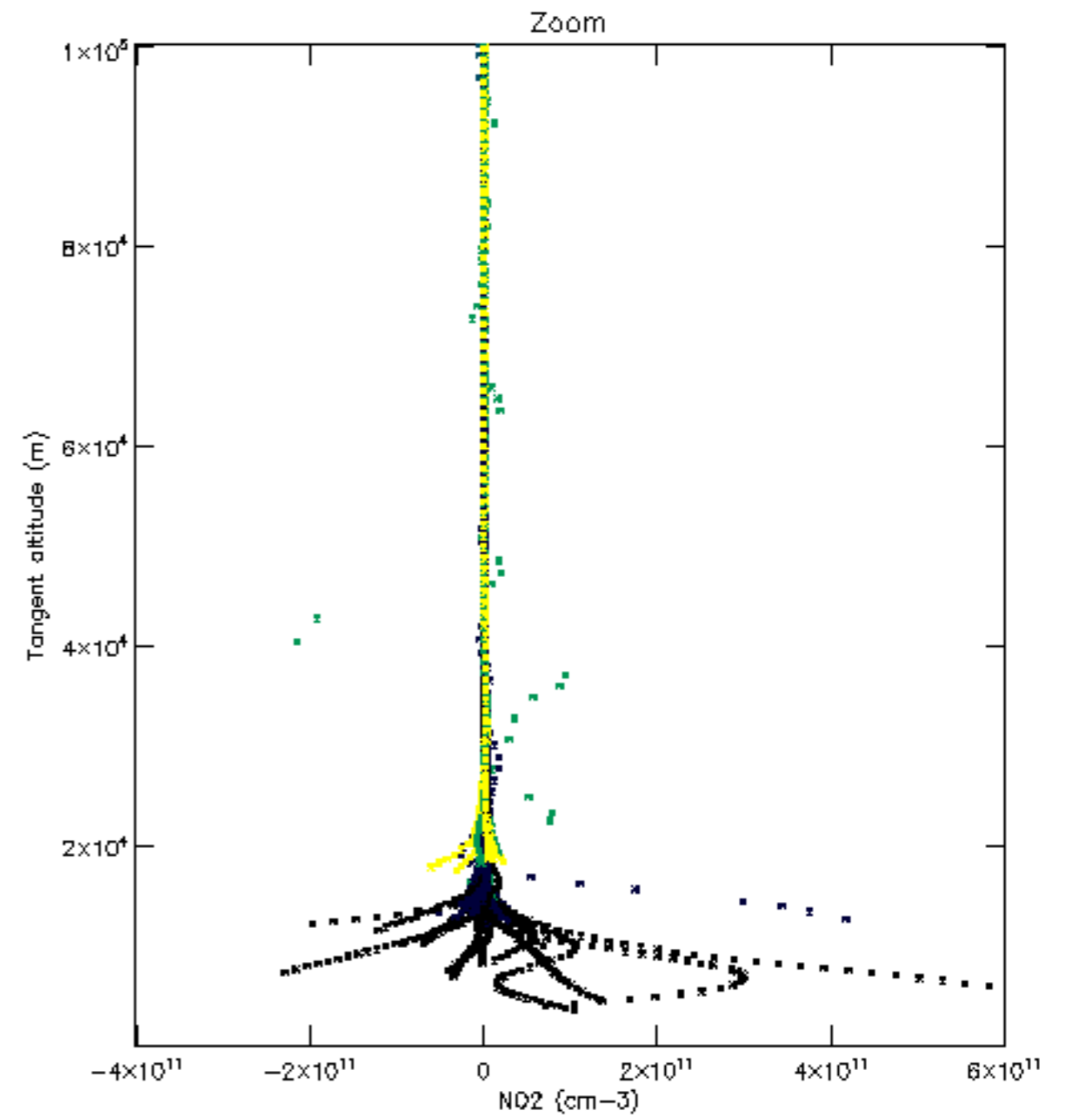
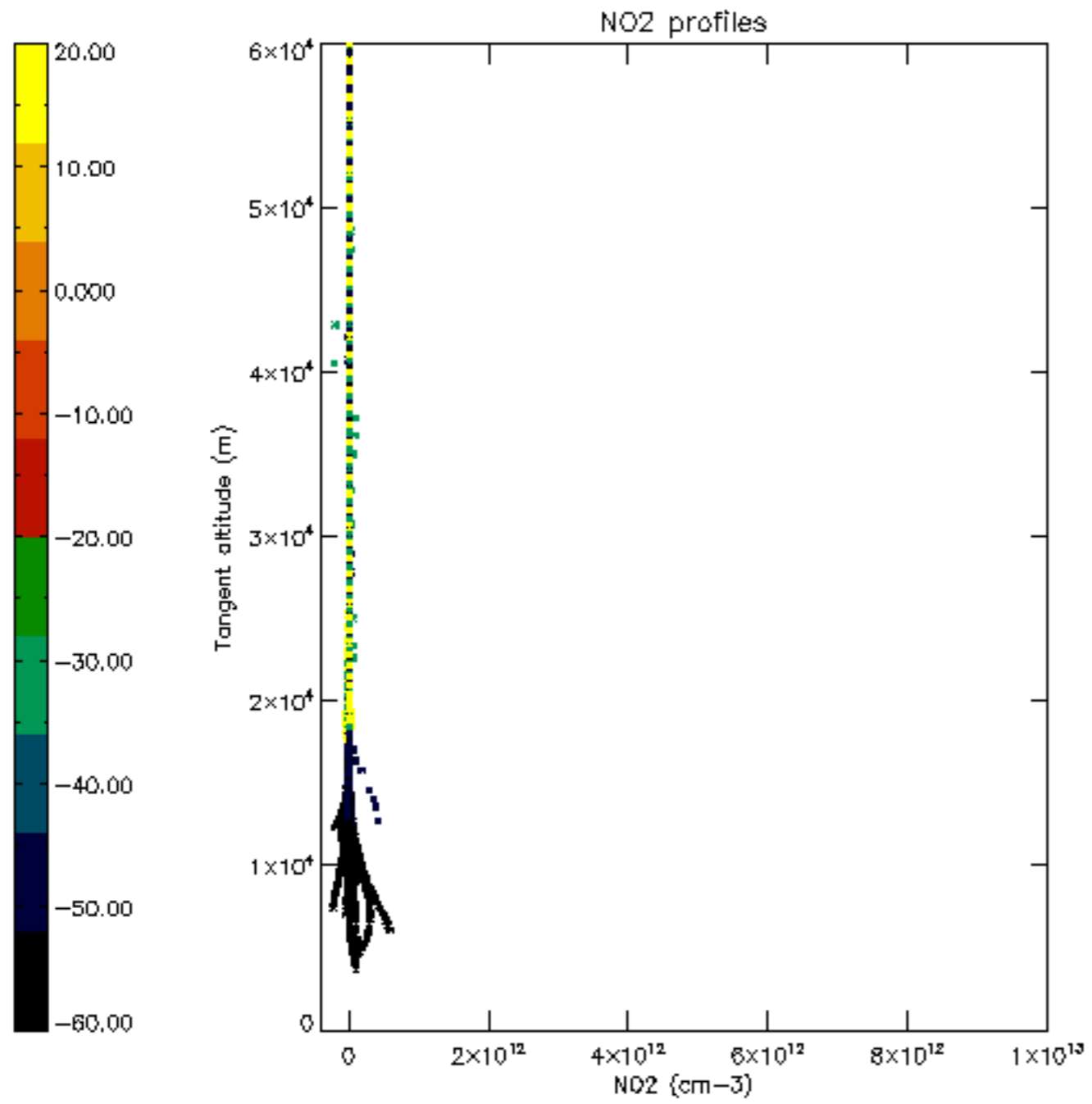


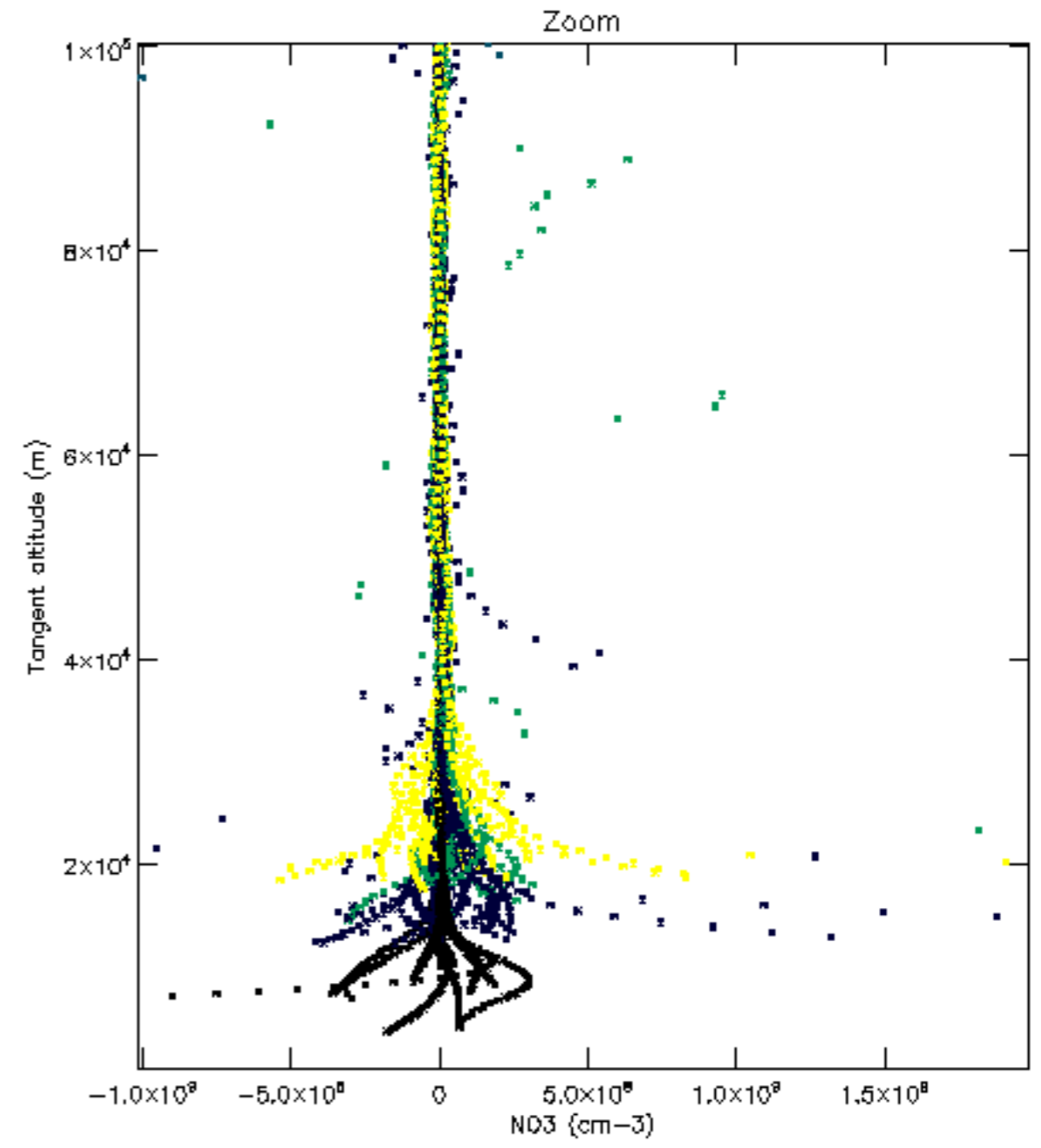
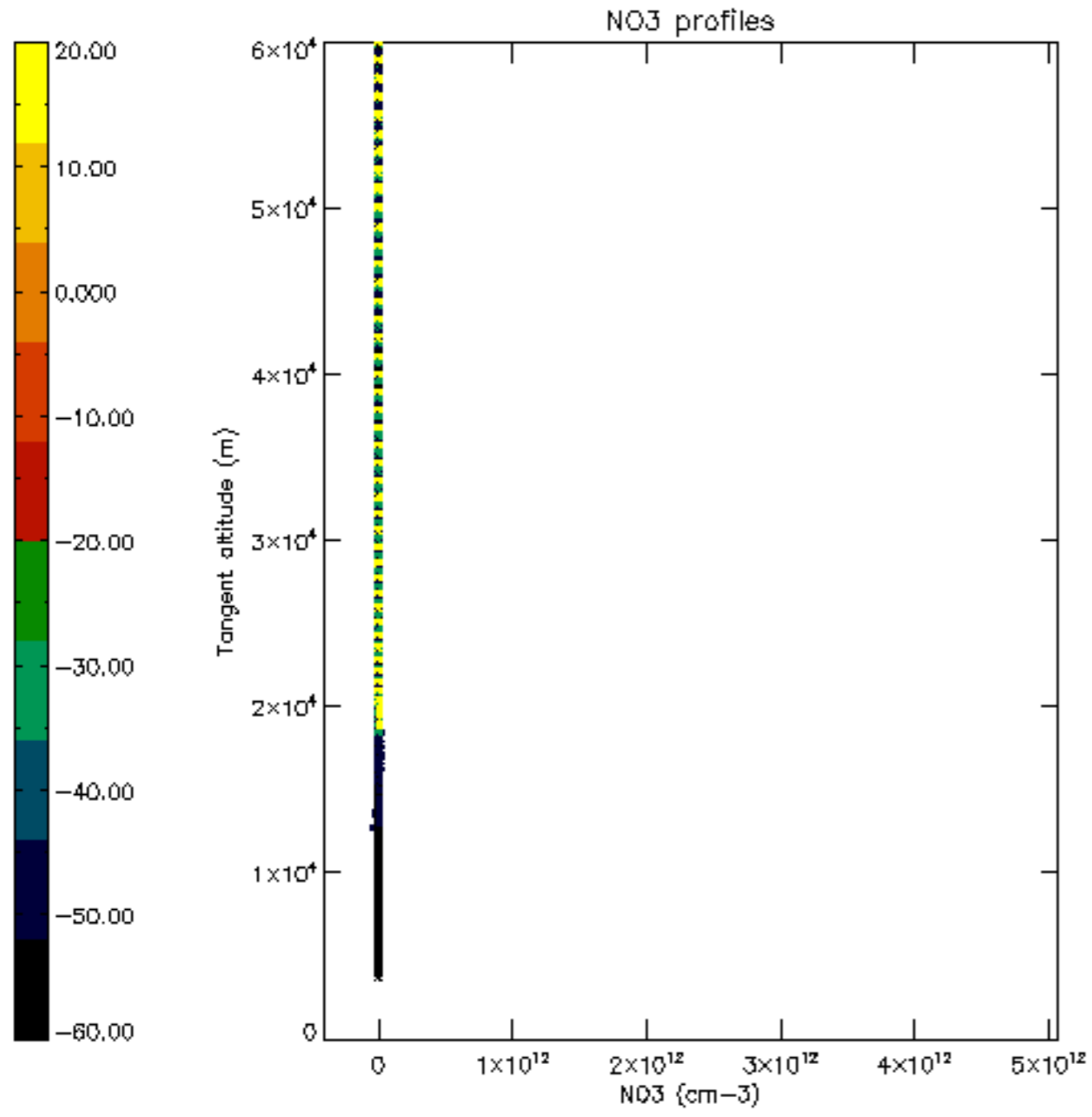


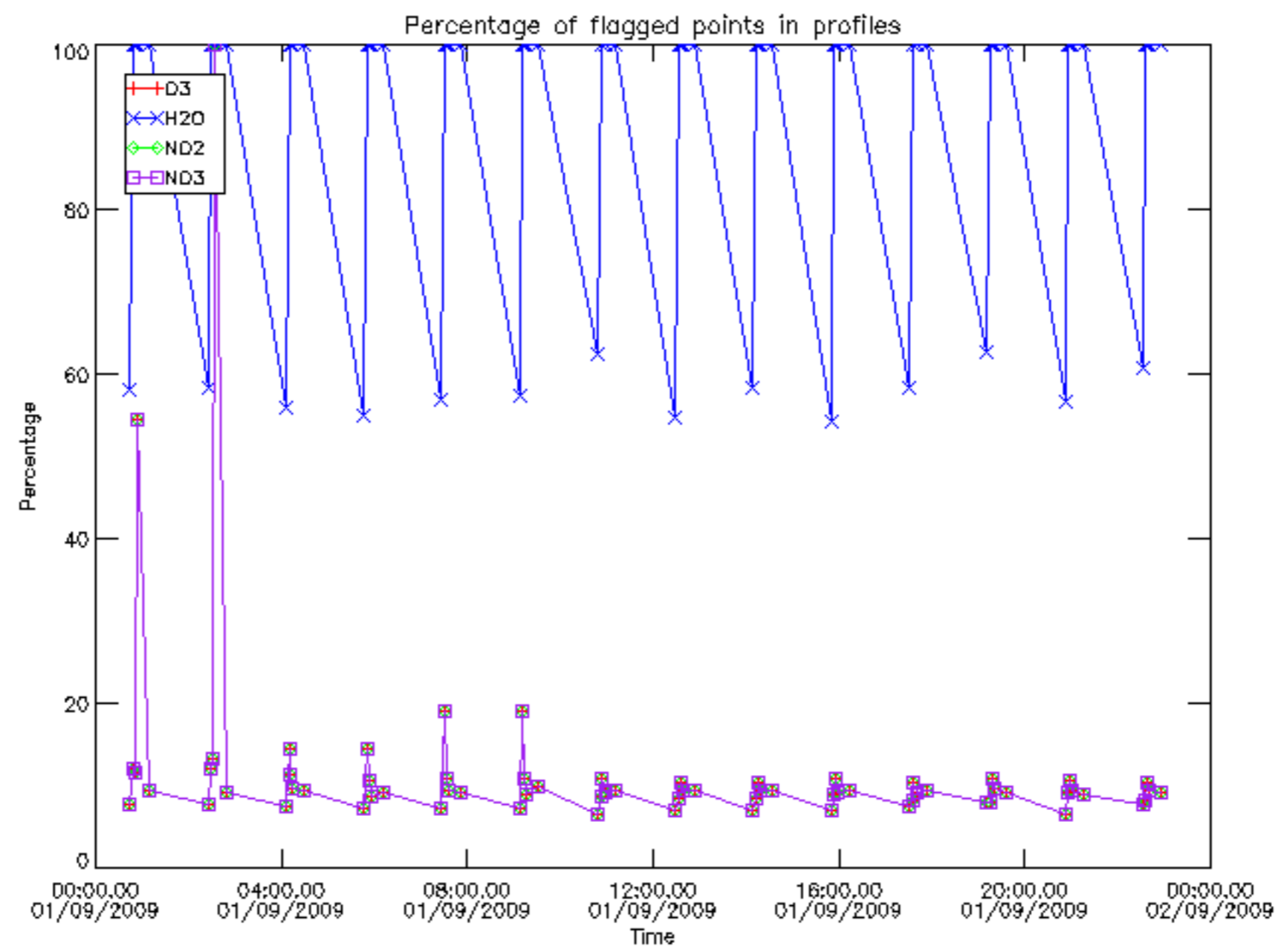




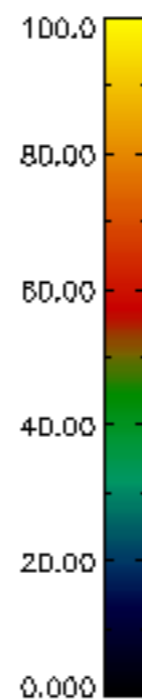
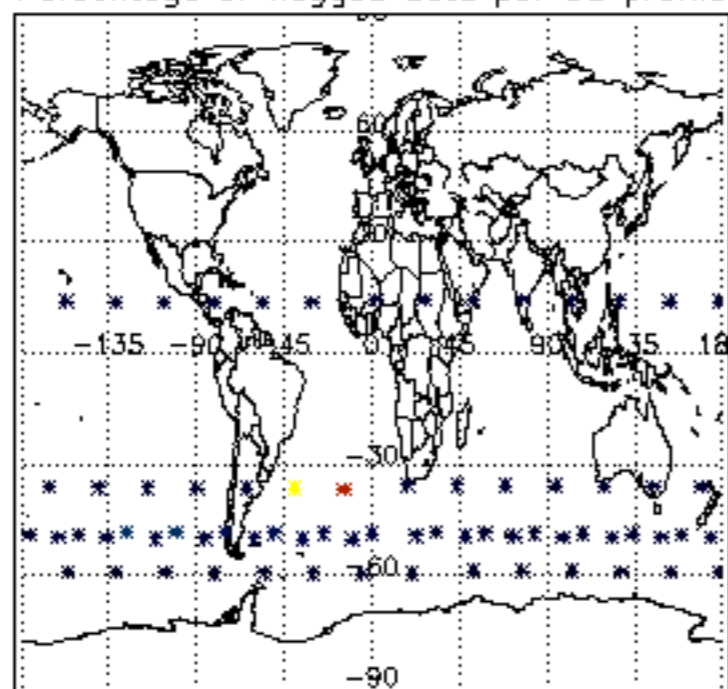




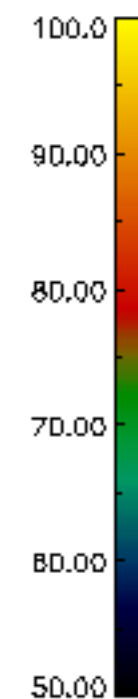
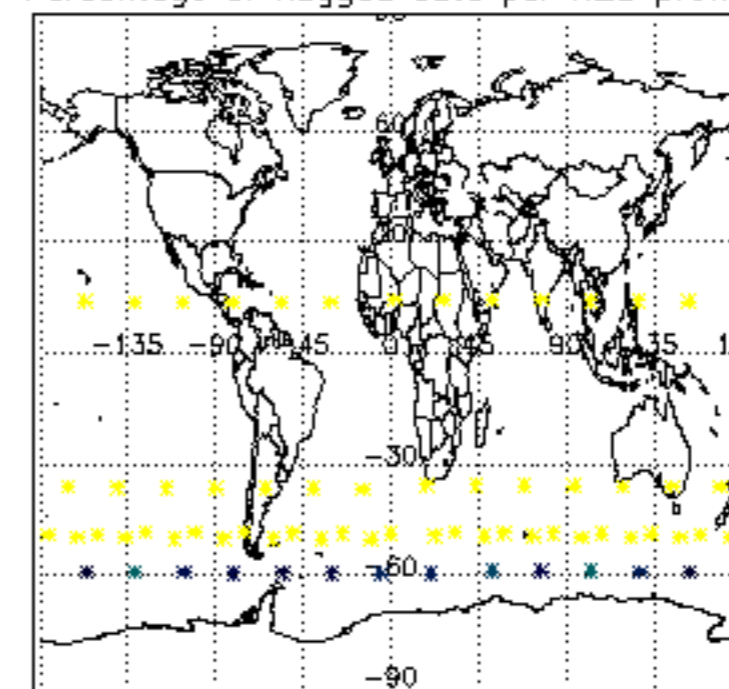




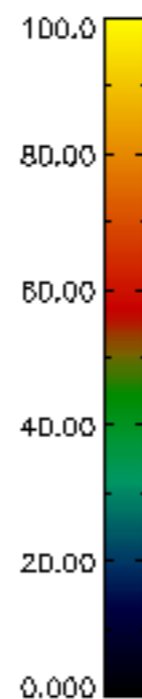
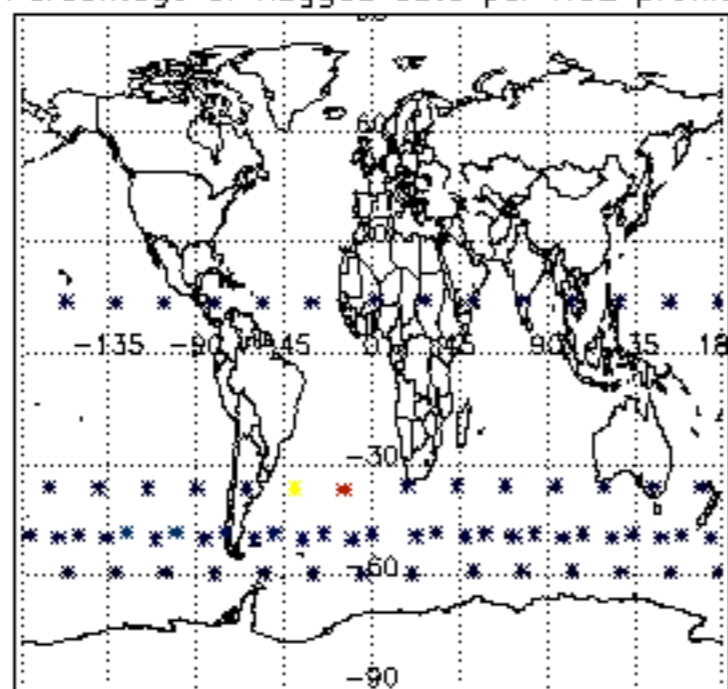
Percentage of flagged data per D3 profile



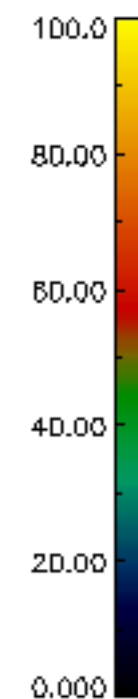
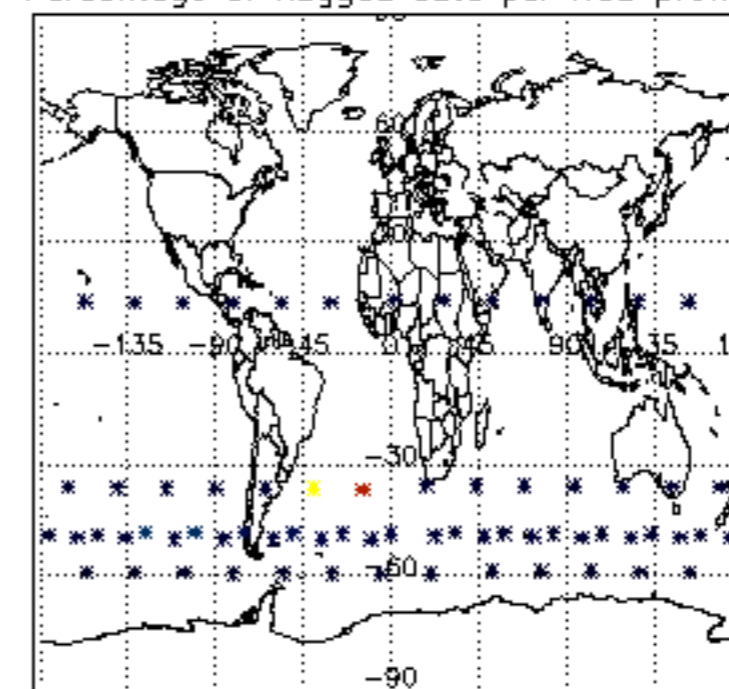
Percentage of flagged data per H2O profile

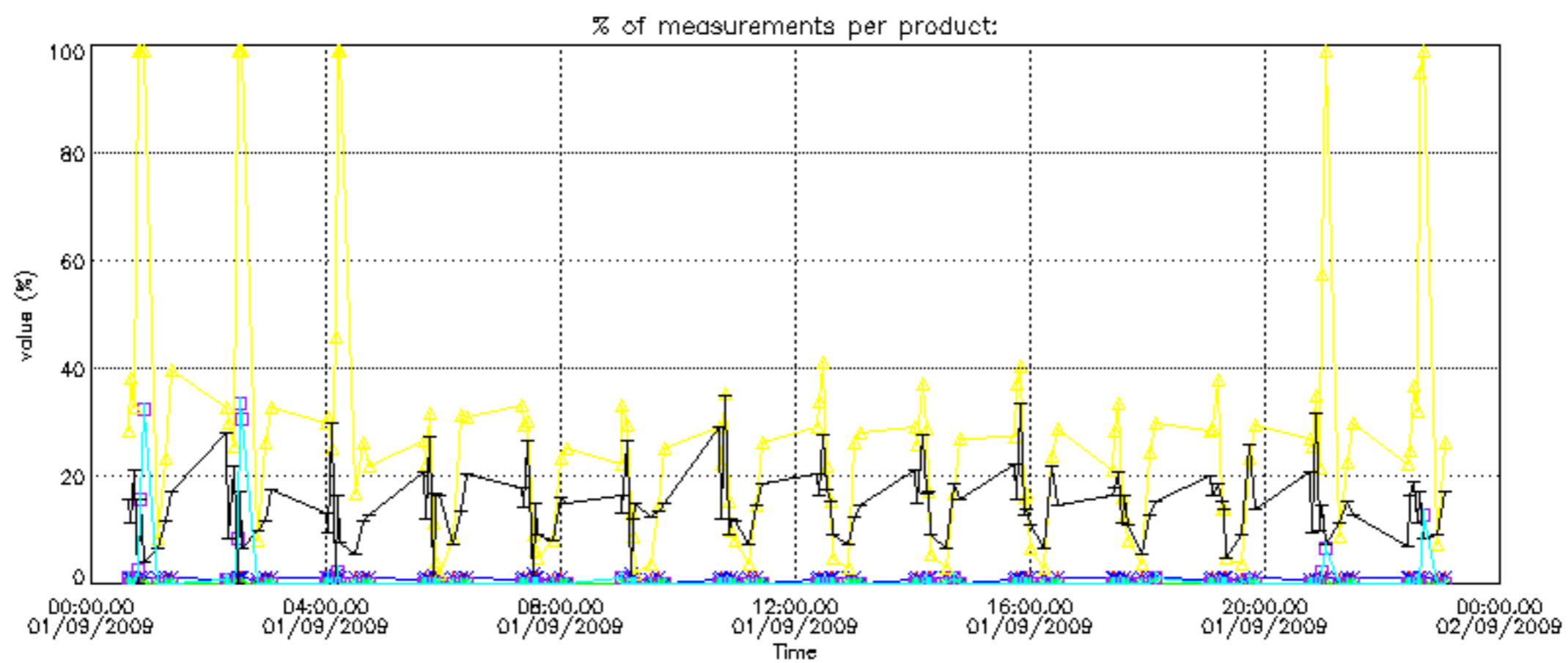


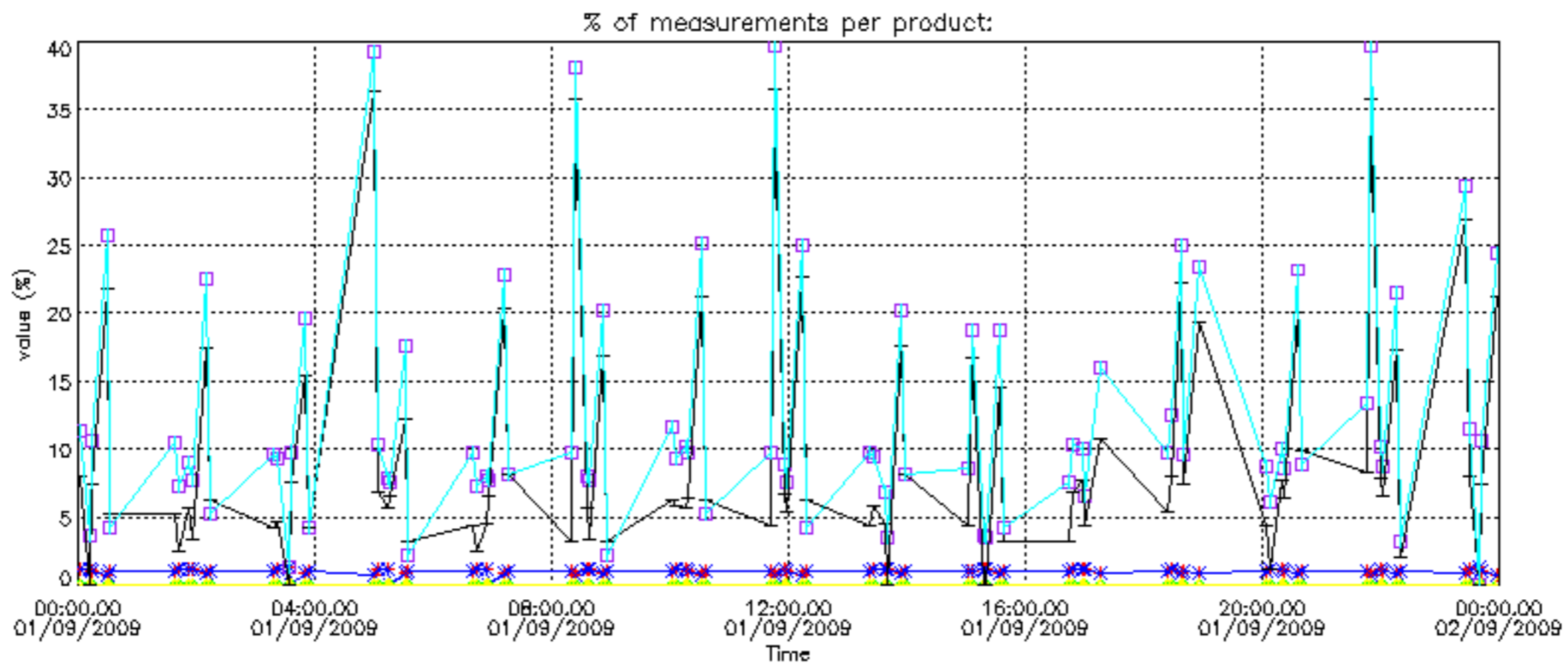
Percentage of flagged data per NO2 profile



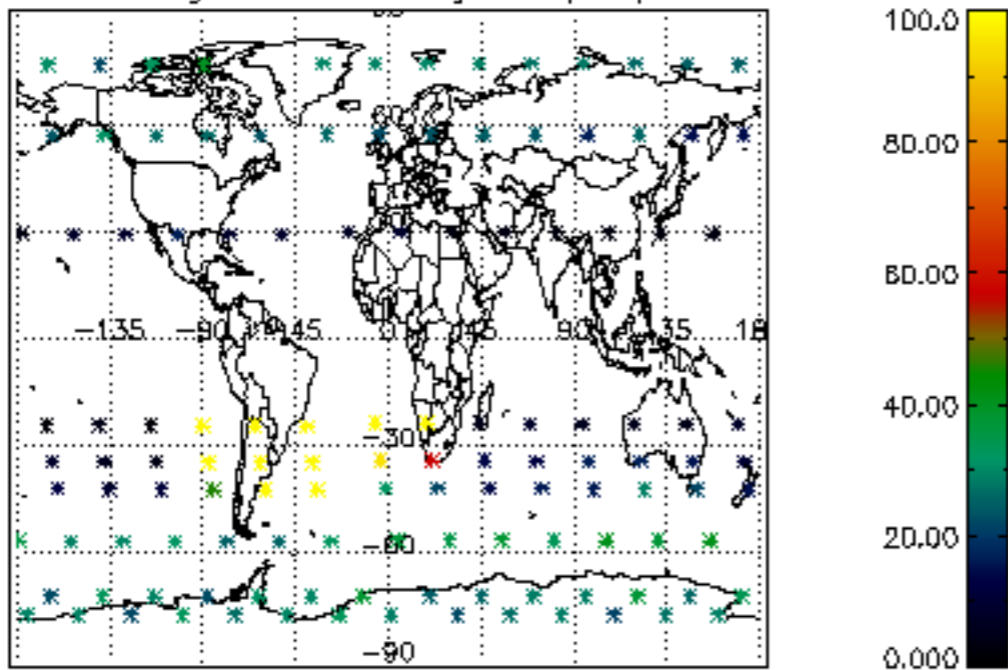
Percentage of flagged data per NO3 profile



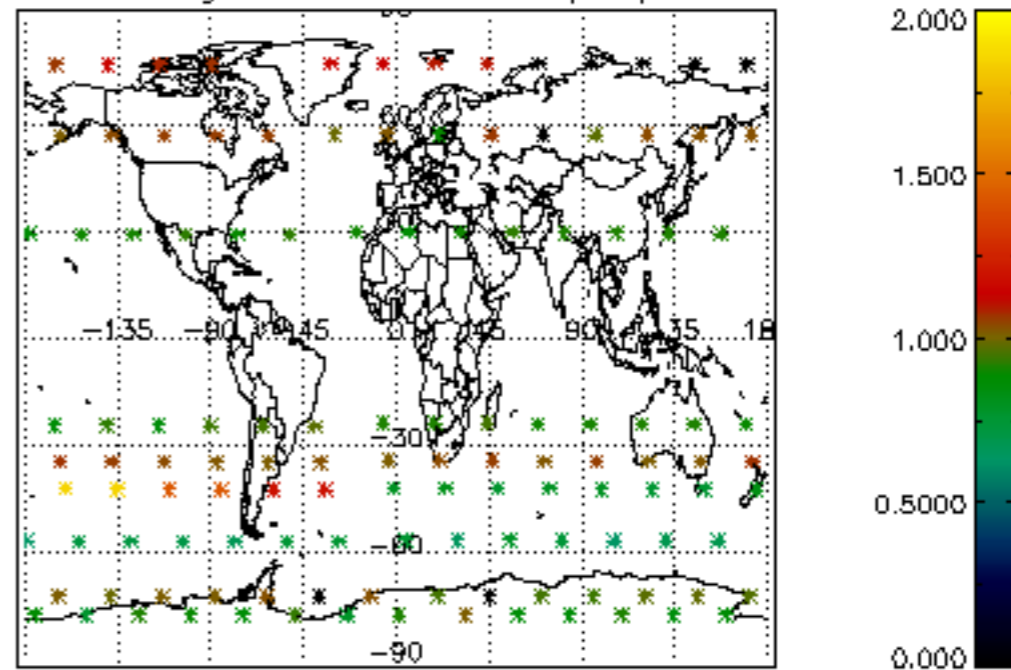




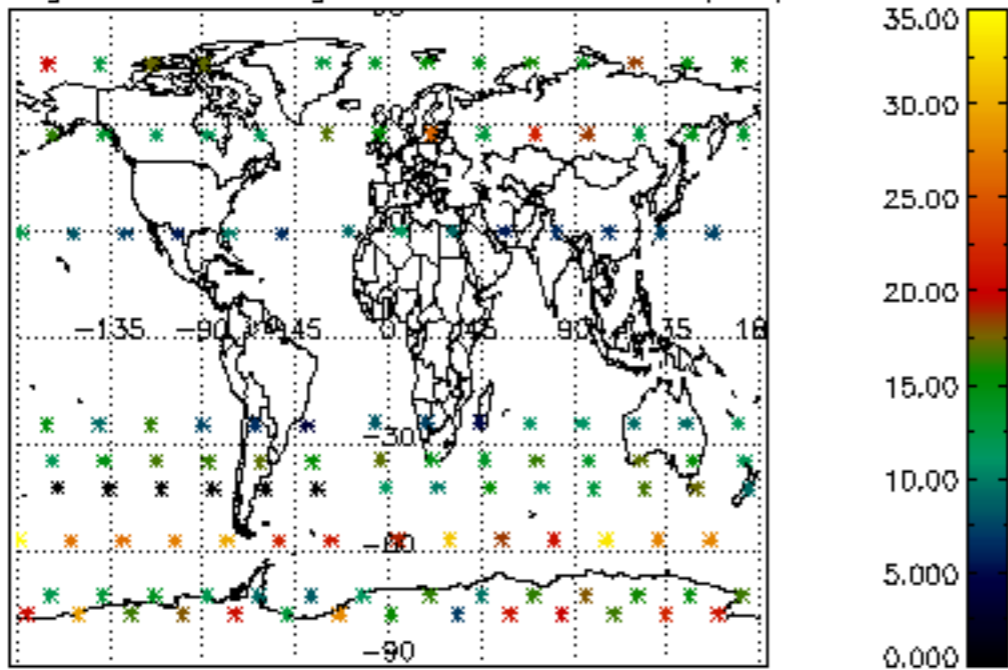
Percentage of cosmic ray hits per profile



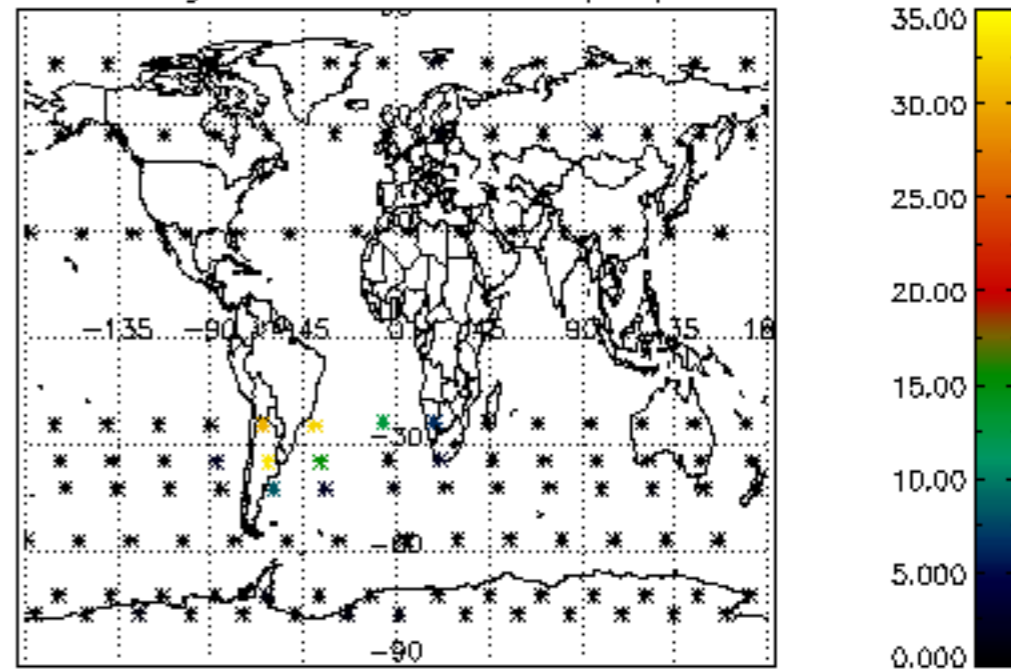
Percentage of datation errors per profile



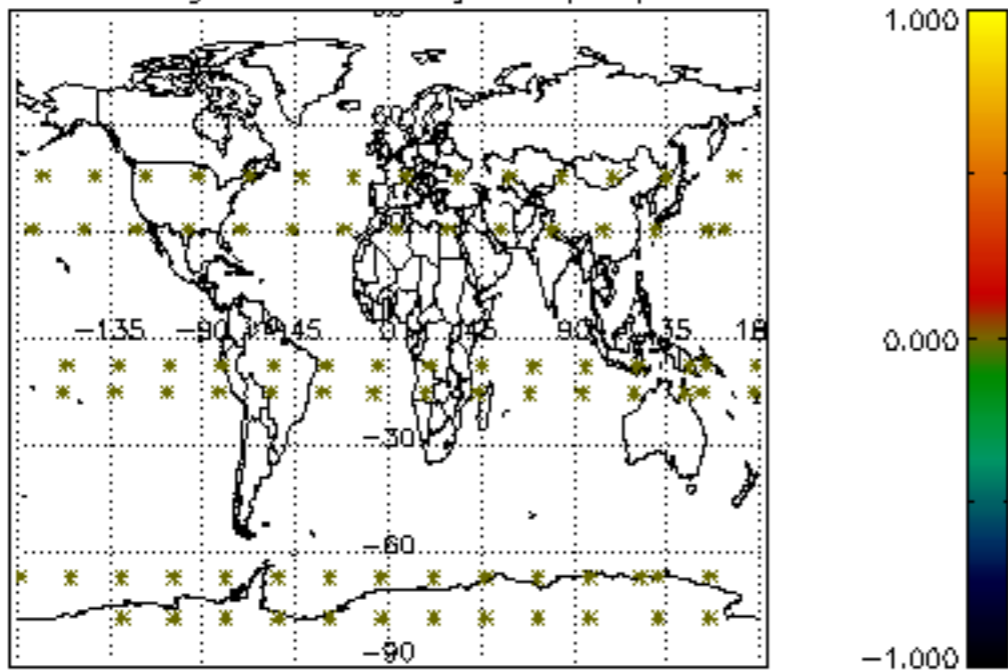
Percentage of star falling outside central band per profile



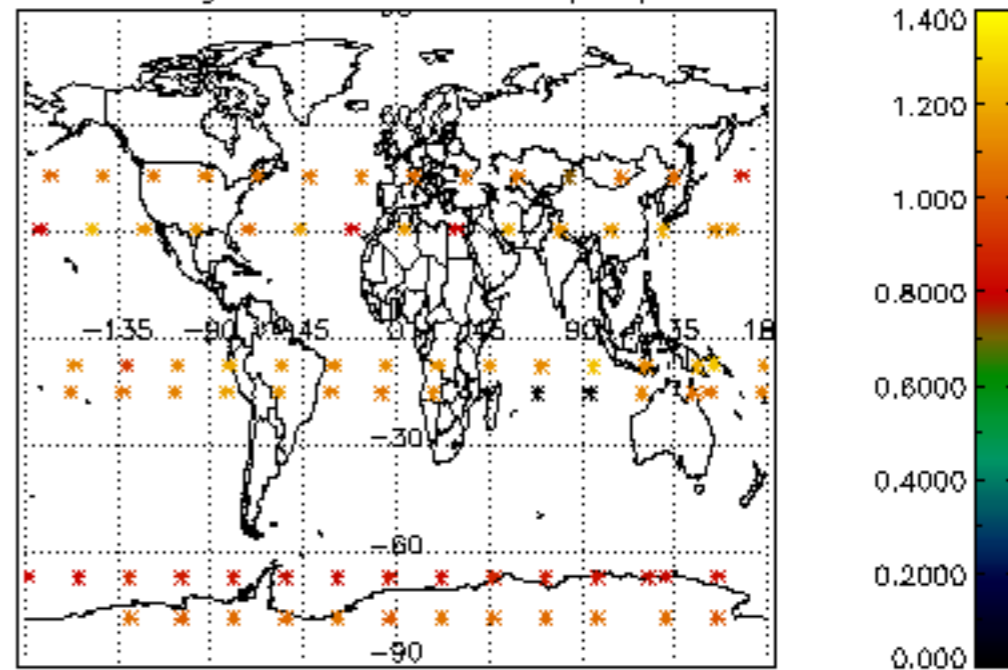
Percentage of saturation errors per profile



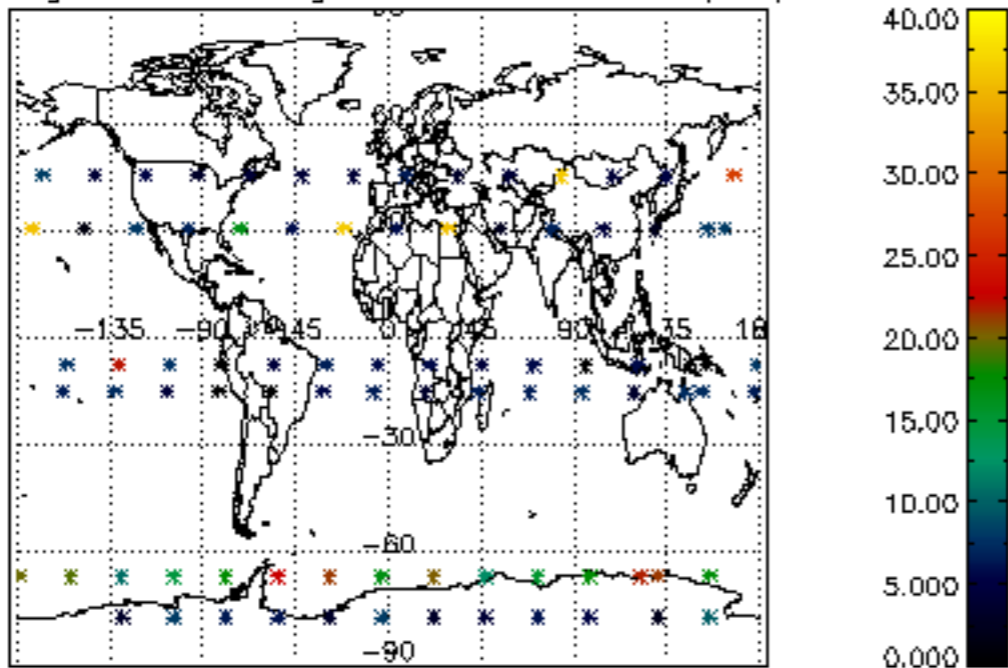
Percentage of cosmic ray hits per profile



Percentage of datation errors per profile



Percentage of star falling outside central band per profile



Percentage of saturation errors per profile

