

GOMOS Level 2 Daily Report

SUMMARY

[1. General Info](#)

[2. Summary of processed GOM_NL_2P products](#)

[3. Level 2 Quality information per product](#)

[3.1 Plot of level 2 quality information per product \(time dependant\)](#)

[3.2 Plot of level 2 quality information per product \(world map\)](#)

[4. Level 1 Quality information per product \(stored on level 2 products\)](#)

[4.1 Plot of level 1 quality information per product \(time dependant\)](#)

[4.1.1 Plot of level 1 quality information per product \(time dependant\): ASCENDING](#)

[4.1.2 Plot of level 1 quality information per product \(time dependant\): DESCENDING](#)

[4.2 Plot of level 1 quality information per product \(world map\)](#)

[4.2.1 Plot of level 1 quality information per product \(world map\): ASCENDING](#)

[4.2.2 Plot of level 1 quality information per product \(world map\): DESCENDING](#)

[5. Ozone profiles based on quality statistics and other trace gas profiles](#)

[5.1 Ozone statistics based on quality of products](#)

[5.2 Plot ozone profiles for all STD \(dark without errors\)](#)

[5.3 Plot ozone profiles where STD < 20% \(dark without errors\)](#)

[5.4. Plot ozone profiles where STD < 10% \(dark without errors\)](#)

[5.5. Plot ozone profiles where STD < 5% \(dark without errors\)](#)

[5.6 Plot NO2 profiles for all STD \(dark without errors\)](#)

[5.7 Plot NO3 profiles for all STD \(dark without errors\)](#)

[5.8 Plot H2O profiles \(only for occultations of stars 1,2,3,4,13,14,16,26,63 dark without errors\) for all STD](#)

[6. Auxiliary Data Files used for the production reported in section 2](#)

This report presents the daily analysis on parameters extracted from GOMOS level 2 data (GOM_NL__2P). It is intended to monitor some important parameters that will impact the quality of these products. A list of level 2 products (and content) that have arrived during the reporting day to the PCF is also given.

| Item | Value |
|---------------------------|---------------------------------|
| Time of report generation | 26APR2013 12:02:11 |
| Data source version | GOMOS/6.01 |
| Start time of products | 21-08-2009 (21AUG2009 00:00:00) |
| Stop time of products | 22-08-2009 (22AUG2009 00:00:00) |
| Store outputs in DB | Yes |
| Nb of level 2 prods | 260 |
| Nb of prods with errors | 0 |

2. Summary of processed GOM_NL__2P products.

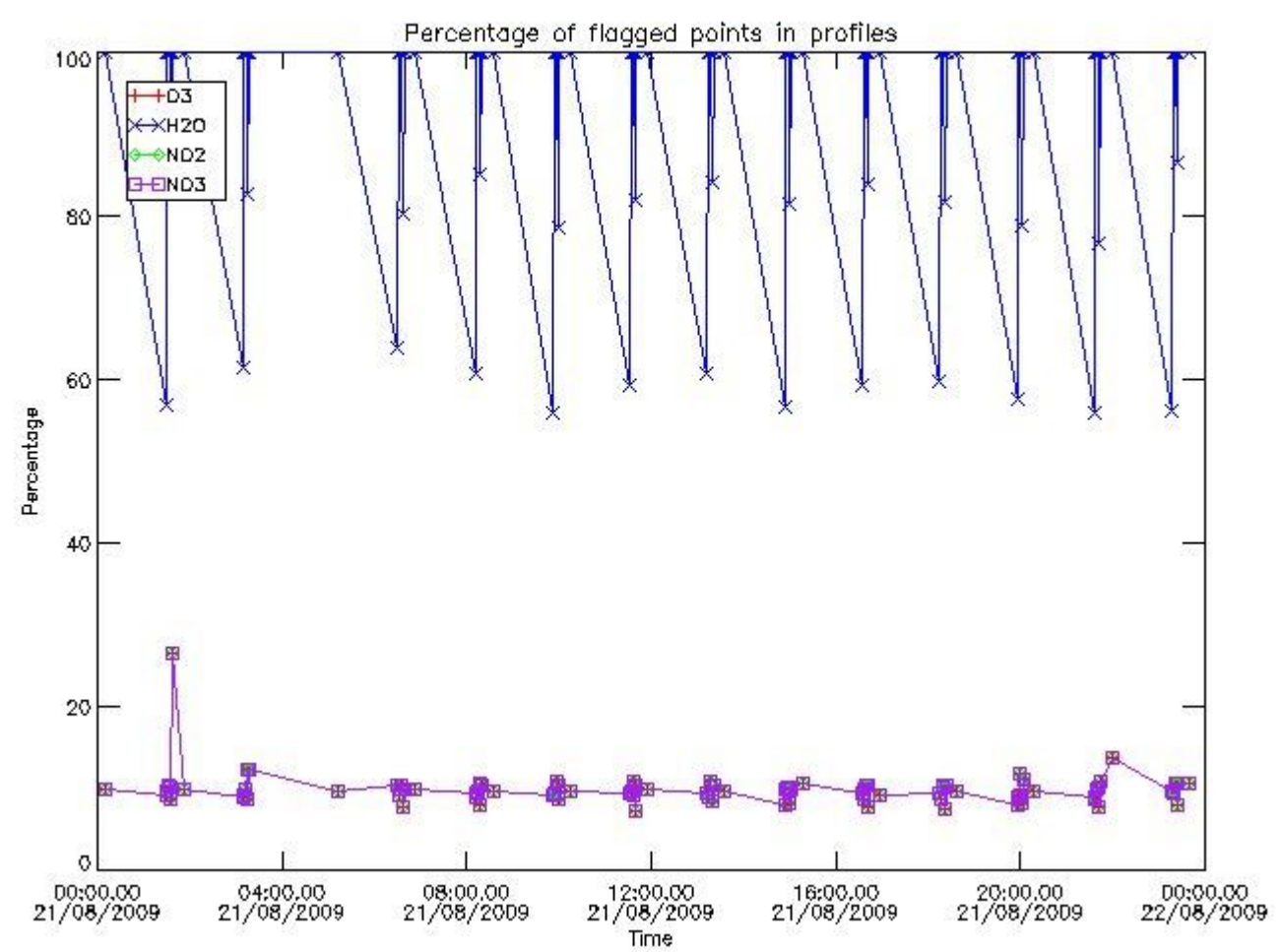
| Nr | Filename | UTC Start time | Limb | Duration | Star Id | Star Name | Star Mag | Star Temp | Nb Meas | Orbit | Prod. error |
|----|--|----------------------|--------------------|----------|---------|-----------|----------|-----------|---------|-------|-------------|
| 1 | GOM_NL__2PRFIN20090821_001051_000000512081_00446_39077_9802.N1 | 21-AUG-2009 00:10:51 | Dark | 51.000 | 157 | The1Eri | 2.9060 | 9300.0 | 102 | 39077 | No |
| 2 | GOM_NL__2PRFIN20090821_002013_000000532081_00446_39077_9803.N1 | 21-AUG-2009 00:20:13 | Straylight | 53.000 | 84 | Alp Phe | 2.3970 | 4500.0 | 106 | 39077 | No |
| 3 | GOM_NL__2PRFIN20090821_002717_000000512081_00446_39077_9804.N1 | 21-AUG-2009 00:27:17 | Twilight_and_stray | 51.000 | 18 | 24Alp PsA | 1.1660 | 9700.0 | 102 | 39077 | No |
| 4 | GOM_NL__2PRFIN20090821_003237_000000432081_00446_39077_9805.N1 | 21-AUG-2009 00:32:37 | Bright | 42.500 | 142 | 49Del Cap | 2.8500 | 8900.0 | 85 | 39077 | No |
| 5 | GOM_NL__2PRFIN20090821_003556_000000562081_00446_39077_9806.N1 | 21-AUG-2009 00:35:56 | Bright | 56.000 | 154 | 22Bet Aqr | 2.8990 | 5700.0 | 112 | 39077 | No |
| 6 | GOM_NL__2PRFIN20090821_003746_000000452081_00446_39077_9807.N1 | 21-AUG-2009 00:37:46 | Bright | 44.500 | 162 | 34Alp Aqr | 2.9440 | 5350.0 | 89 | 39077 | No |
| 7 | GOM_NL__2PRFIN20090821_004052_000000442081_00446_39077_9808.N1 | 21-AUG-2009 00:40:52 | Bright | 43.500 | 61 | 8Eps Peg | 2.1000 | 3900.0 | 87 | 39077 | No |
| 8 | GOM_NL__2PRFIN20090821_004922_000000512081_00446_39077_9809.N1 | 21-AUG-2009 00:49:22 | Bright | 50.500 | 164 | 44Eta Peg | 2.9480 | 5400.0 | 101 | 39077 | No |
| 9 | GOM_NL__2PRFIN20090821_010009_000000472081_00446_39077_9810.N1 | 21-AUG-2009 01:00:09 | Bright | 46.500 | 74 | 11Bet Cas | 2.2680 | 6600.0 | 93 | 39077 | No |
| 10 | GOM_NL__2PRFIN20090821_010223_000000452081_00446_39077_9811.N1 | 21-AUG-2009 01:02:23 | Bright | 45.000 | 76 | 27Gam Cas | 2.3000 | 30000.0 | 90 | 39077 | No |
| 11 | GOM_NL__2PRFIN20090821_011543_000000652081_00446_39077_9812.N1 | 21-AUG-2009 01:15:43 | Bright | 65.000 | 6 | 13Alp Aur | 0.080000 | 3400.0 | 130 | 39077 | No |
| 12 | GOM_NL__2PRFIN20090821_011849_000000432081_00446_39077_9813.N1 | 21-AUG-2009 01:18:49 | Bright | 43.000 | 107 | 37The Aur | 2.6490 | 11000.0 | 86 | 39077 | No |
| 13 | GOM_NL__2PRFIN20090821_012205_000000552081_00446_39077_9814.N1 | 21-AUG-2009 01:22:05 | Twilight_and_stray | 54.500 | 28 | 12Bet Tau | 1.6500 | 15200.0 | 109 | 39077 | No |
| 14 | GOM_NL__2PRFIN20090821_012435_000000512081_00446_39077_9815.N1 | 21-AUG-2009 01:24:35 | Twilight_and_stray | 50.500 | 176 | 23Zet Tau | 3.0200 | 22000.0 | 101 | 39077 | No |
| 15 | GOM_NL__2PRFIN20090821_012843_000000552081_00446_39077_9816.N1 | 21-AUG-2009 01:28:43 | Dark | 55.000 | 14 | 58Alp Ori | 0.87000 | 3000.0 | 110 | 39077 | No |
| 16 | GOM_NL__2PRFIN20090821_013010_000000542081_00446_39077_9817.N1 | 21-AUG-2009 01:30:10 | Dark | 53.500 | 27 | 24Gam Ori | 1.6360 | 26000.0 | 107 | 39077 | No |
| 17 | GOM_NL__2PRFIN20090821_013208_000000502081_00446_39077_9818.N1 | 21-AUG-2009 01:32:08 | Dark | 49.500 | 30 | 46Eps Ori | 1.6940 | 30000.0 | 99 | 39077 | No |
| 18 | GOM_NL__2PRFIN20090821_013336_000000502081_00446_39077_9819.N1 | 21-AUG-2009 01:33:36 | Dark | 50.000 | 125 | 44Iot Ori | 2.7700 | 30000.0 | 100 | 39077 | No |
| 19 | GOM_NL__2PRFIN20090821_013522_000000592081_00446_39077_9820.N1 | 21-AUG-2009 01:35:22 | Dark | 59.000 | 7 | 19Bet Ori | 0.10000 | 14000.0 | 118 | 39077 | No |
| 20 | GOM_NL__2PRFIN20090821_013704_000000482081_00446_39077_9821.N1 | 21-AUG-2009 01:37:04 | Dark | 48.000 | 101 | 11Alp Lep | 2.5820 | 7000.0 | 96 | 39077 | No |
| 21 | GOM_NL__2PRFIN20090821_015128_000000522081_00447_39078_9817.N1 | 21-AUG-2009 01:51:28 | Dark | 52.000 | 157 | The1Eri | 2.9060 | 9300.0 | 104 | 39078 | No |
| 22 | GOM_NL__2PRFIN20090821_020050_000000522081_00447_39078_9818.N1 | 21-AUG-2009 02:00:50 | Straylight | 52.000 | 84 | Alp Phe | 2.3970 | 4500.0 | 104 | 39078 | No |
| 23 | GOM_NL__2PRFIN20090821_020753_000000522081_00447_39078_9819.N1 | 21-AUG-2009 02:07:53 | Twilight_and_stray | 51.500 | 18 | 24Alp PsA | 1.1660 | 9700.0 | 103 | 39078 | No |
| 24 | GOM_NL__2PRFIN20090821_021313_000000442081_00447_39078_9820.N1 | 21-AUG-2009 02:13:13 | Bright | 43.500 | 142 | 49Del Cap | 2.8500 | 8900.0 | 87 | 39078 | No |
| 25 | GOM_NL__2PRFIN20090821_021632_000000562081_00447_39078_9821.N1 | 21-AUG-2009 02:16:32 | Bright | 56.000 | 154 | 22Bet Aqr | 2.8990 | 5700.0 | 112 | 39078 | No |
| 26 | GOM_NL__2PRFIN20090821_021822_000000432081_00447_39078_9822.N1 | 21-AUG-2009 02:18:22 | Bright | 42.500 | 162 | 34Alp Aqr | 2.9440 | 5350.0 | 85 | 39078 | No |
| 27 | GOM_NL__2PRFIN20090821_022128_000000422081_00447_39078_9823.N1 | 21-AUG-2009 02:21:28 | Bright | 42.000 | 61 | 8Eps Peg | 2.1000 | 3900.0 | 84 | 39078 | No |
| 28 | GOM_NL__2PRFIN20090821_022957_000000512081_00447_39078_9824.N1 | 21-AUG-2009 02:29:57 | Bright | 50.500 | 164 | 44Eta Peg | 2.9480 | 5400.0 | 101 | 39078 | No |
| 29 | GOM_NL__2PRFIN20090821_024044_000000472081_00447_39078_9825.N1 | 21-AUG-2009 02:40:44 | Bright | 47.000 | 74 | 11Bet Cas | 2.2680 | 6600.0 | 94 | 39078 | No |
| 30 | GOM_NL__2PRFIN20090821_024258_000000432081_00447_39078_9826.N1 | 21-AUG-2009 02:42:58 | Bright | 43.000 | 76 | 27Gam Cas | 2.3000 | 30000.0 | 86 | 39078 | No |
| 31 | GOM_NL__2PRFIN20090821_025619_000000512081_00447_39078_9827.N1 | 21-AUG-2009 02:56:19 | Bright | 51.000 | 6 | 13Alp Aur | 0.080000 | 3400.0 | 102 | 39078 | No |
| 32 | GOM_NL__2PRFIN20090821_025925_000000412081_00447_39078_9828.N1 | 21-AUG-2009 02:59:25 | Bright | 41.000 | 107 | 37The Aur | 2.6490 | 11000.0 | 82 | 39078 | No |
| 33 | GOM_NL__2PRFIN20090821_030241_000000582081_00447_39078_9829.N1 | 21-AUG-2009 03:02:41 | Twilight_and_stray | 57.500 | 28 | 12Bet Tau | 1.6500 | 15200.0 | 115 | 39078 | No |
| 34 | GOM_NL__2PRFIN20090821_030512_000000512081_00447_39078_9830.N1 | 21-AUG-2009 03:05:12 | Twilight_and_stray | 50.500 | 176 | 23Zet Tau | 3.0200 | 22000.0 | 101 | 39078 | No |
| 35 | GOM_NL__2PRFIN20090821_030919_000000582081_00447_39078_9831.N1 | 21-AUG-2009 03:09:19 | Dark | 57.500 | 14 | 58Alp Ori | 0.87000 | 3000.0 | 115 | 39078 | No |
| 36 | GOM_NL__2PRFIN20090821_031047_000000562081_00447_39078_9832.N1 | 21-AUG-2009 03:10:47 | Dark | 56.000 | 27 | 24Gam Ori | 1.6360 | 26000.0 | 112 | 39078 | No |
| 37 | GOM_NL__2PRFIN20090821_031244_000000522081_00447_39078_9833.N1 | 21-AUG-2009 03:12:44 | Dark | 52.000 | 30 | 46Eps Ori | 1.6940 | 30000.0 | 104 | 39078 | No |
| 38 | GOM_NL__2PRFIN20090821_031412_000000462081_00447_39078_9834.N1 | 21-AUG-2009 03:14:12 | Dark | 46.000 | 125 | 44Iot Ori | 2.7700 | 30000.0 | 92 | 39078 | No |
| 39 | GOM_NL__2PRFIN20090821_031559_000000702081_00447_39078_9835.N1 | 21-AUG-2009 03:15:59 | Dark | 70.000 | 7 | 19Bet Ori | 0.10000 | 14000.0 | 140 | 39078 | No |
| 40 | GOM_NL__2PRFIN20090821_031741_000000502081_00447_39078_9836.N1 | 21-AUG-2009 03:17:41 | Dark | 49.500 | 101 | 11Alp Lep | 2.5820 | 7000.0 | 99 | 39078 | No |
| 41 | GOM_NL__2PRFIN20090821_051243_000000532081_00449_39080_9834.N1 | 21-AUG-2009 05:12:43 | Dark | 52.500 | 157 | The1Eri | 2.9060 | 9300.0 | 105 | 39080 | No |
| 42 | GOM_NL__2PRFIN20090821_052204_000000512081_00449_39080_9835.N1 | 21-AUG-2009 05:22:04 | Straylight | 51.000 | 84 | Alp Phe | 2.3970 | 4500.0 | 102 | 39080 | No |

| | | | | | | | | | | | |
|-----|--|----------------------|----------------|--------|-----|-----------|----------|--------|-----|-------|----|
| 220 | GOM_NL__2PRFIN20090821_202734_000000602081_00458_39089_0346.N1 | 21-AUG-2009 20:27:34 | Straylight | 59.500 | 84 | Alp Phe | 2.3970 | 4500.0 | 119 | 39089 | No |
| 221 | GOM_NL__2PRFIN20090821_203432_000000502081_00458_39089_0347.N1 | 21-AUG-2009 20:34:32 | Twilight_stray | 49.500 | 18 | 24Alp PsA | 1.1660 | 9700.0 | 99 | 39089 | No |
| 222 | GOM_NL__2PRFIN20090821_203950_000000422081_00458_39089_0348.N1 | 21-AUG-2009 20:39:50 | Bright | 41.500 | 142 | 49Del Cap | 2.8500 | 8900.0 | 83 | 39089 | No |
| 223 | GOM_NL__2PRFIN20090821_204456_000000432081_00458_39089_0349.N1 | 21-AUG-2009 20:44:56 | Bright | 42.500 | 162 | 34Alp Aqr | 2.9440 | 5350.0 | 85 | 39089 | No |
| 224 | GOM_NL__2PRFIN20090821_204801_000000442081_00458_39089_0350.N1 | 21-AUG-2009 20:48:01 | Bright | 43.500 | 61 | 8Eps Peg | 2.1000 | 3900.0 | 87 | 39089 | No |
| 225 | GOM_NL__2PRFIN20090821_205623_000000482081_00458_39089_0351.N1 | 21-AUG-2009 20:56:23 | Bright | 48.000 | 164 | 44Eta Peg | 2.9480 | 5400.0 | 96 | 39089 | No |
| 226 | GOM_NL__2PRFIN20090821_210712_000000452081_00458_39089_0352.N1 | 21-AUG-2009 21:07:12 | Bright | 44.500 | 74 | 11Bet Cas | 2.2680 | 6600.0 | 89 | 39089 | No |
| 227 | GOM_NL__2PRFIN20090821_210926_000000492081_00458_39089_0353.N1 | 21-AUG-2009 21:09:26 | Bright | 48.500 | 76 | 27Gam Cas | 2.3000 | 30000. | 97 | 39089 | No |
| 228 | GOM_NL__2PRFIN20090821_212253_000000562081_00458_39089_0354.N1 | 21-AUG-2009 21:22:53 | Bright | 56.000 | 6 | 13Alp Aur | 0.080000 | 3400.0 | 112 | 39089 | No |
| 229 | GOM_NL__2PRFIN20090821_212601_000000432081_00458_39089_0355.N1 | 21-AUG-2009 21:26:01 | Bright | 42.500 | 107 | 37The Aur | 2.6490 | 11000. | 85 | 39089 | No |
| 230 | GOM_NL__2PRFIN20090821_212748_000000592081_00458_39089_0356.N1 | 21-AUG-2009 21:27:48 | Twilight_stray | 59.000 | 114 | 3lot Aur | 2.6930 | 4600.0 | 118 | 39089 | No |
| 231 | GOM_NL__2PRFIN20090821_212919_000000572081_00458_39089_0357.N1 | 21-AUG-2009 21:29:19 | Twilight_stray | 57.000 | 28 | 12Bet Tau | 1.6500 | 15200. | 114 | 39089 | No |
| 232 | GOM_NL__2PRFIN20090821_213151_000000532081_00458_39089_0358.N1 | 21-AUG-2009 21:31:51 | Twilight_stray | 52.500 | 176 | 23Zet Tau | 3.0200 | 22000. | 105 | 39089 | No |
| 233 | GOM_NL__2PRFIN20090821_213600_000000572081_00458_39089_0359.N1 | 21-AUG-2009 21:36:00 | Dark | 57.000 | 14 | 58Alp Ori | 0.87000 | 3000.0 | 114 | 39089 | No |
| 234 | GOM_NL__2PRFIN20090821_213731_000000592081_00458_39089_0360.N1 | 21-AUG-2009 21:37:31 | Dark | 58.500 | 27 | 24Gam Ori | 1.6360 | 26000. | 117 | 39089 | No |
| 235 | GOM_NL__2PRFIN20090821_213928_000000522081_00458_39089_0361.N1 | 21-AUG-2009 21:39:28 | Dark | 51.500 | 30 | 46Eps Ori | 1.6940 | 30000. | 103 | 39089 | No |
| 236 | GOM_NL__2PRFIN20090821_214056_000000512081_00458_39089_0362.N1 | 21-AUG-2009 21:40:56 | Dark | 50.500 | 125 | 44lot Ori | 2.7700 | 30000. | 101 | 39089 | No |
| 237 | GOM_NL__2PRFIN20090821_214245_000000672081_00458_39089_0363.N1 | 21-AUG-2009 21:42:45 | Dark | 66.500 | 7 | 19Bet Ori | 0.10000 | 14000. | 133 | 39089 | No |
| 238 | GOM_NL__2PRFIN20090821_214425_000000482081_00458_39089_0364.N1 | 21-AUG-2009 21:44:25 | Dark | 47.500 | 101 | 11Alp Lep | 2.5820 | 7000.0 | 95 | 39089 | No |
| 239 | GOM_NL__2PRFIN20090821_215854_000000552081_00459_39090_0015.N1 | 21-AUG-2009 21:58:54 | Dark | 55.000 | 157 | The1Eri | 2.9060 | 9300.0 | 110 | 39090 | No |
| 240 | GOM_NL__2PRFIN20090821_220810_000000552081_00459_39090_0016.N1 | 21-AUG-2009 22:08:10 | Straylight | 55.000 | 84 | Alp Phe | 2.3970 | 4500.0 | 110 | 39090 | No |
| 241 | GOM_NL__2PRFIN20090821_221509_000000502081_00459_39090_0017.N1 | 21-AUG-2009 22:15:09 | Twilight_stray | 50.000 | 18 | 24Alp PsA | 1.1660 | 9700.0 | 100 | 39090 | No |
| 242 | GOM_NL__2PRFIN20090821_222531_000000442081_00459_39090_0018.N1 | 21-AUG-2009 22:25:31 | Bright | 44.000 | 162 | 34Alp Aqr | 2.9440 | 5350.0 | 88 | 39090 | No |
| 243 | GOM_NL__2PRFIN20090821_222837_000000432081_00459_39090_0019.N1 | 21-AUG-2009 22:28:37 | Bright | 42.500 | 61 | 8Eps Peg | 2.1000 | 3900.0 | 85 | 39090 | No |
| 244 | GOM_NL__2PRFIN20090821_223658_000000472081_00459_39090_0020.N1 | 21-AUG-2009 22:36:58 | Bright | 47.000 | 164 | 44Eta Peg | 2.9480 | 5400.0 | 94 | 39090 | No |
| 245 | GOM_NL__2PRFIN20090821_224747_000000482081_00459_39090_0021.N1 | 21-AUG-2009 22:47:47 | Bright | 48.000 | 74 | 11Bet Cas | 2.2680 | 6600.0 | 96 | 39090 | No |
| 246 | GOM_NL__2PRFIN20090821_225001_000000452081_00459_39090_0022.N1 | 21-AUG-2009 22:50:01 | Bright | 45.000 | 76 | 27Gam Cas | 2.3000 | 30000. | 90 | 39090 | No |
| 247 | GOM_NL__2PRFIN20090821_230328_000000522081_00459_39090_0023.N1 | 21-AUG-2009 23:03:28 | Bright | 52.000 | 6 | 13Alp Aur | 0.080000 | 3400.0 | 104 | 39090 | No |
| 248 | GOM_NL__2PRFIN20090821_230637_000000412081_00459_39090_0024.N1 | 21-AUG-2009 23:06:37 | Bright | 40.500 | 107 | 37The Aur | 2.6490 | 11000. | 81 | 39090 | No |
| 249 | GOM_NL__2PRFIN20090821_230824_000000532081_00459_39090_0025.N1 | 21-AUG-2009 23:08:24 | Twilight_stray | 53.000 | 114 | 3lot Aur | 2.6930 | 4600.0 | 106 | 39090 | No |
| 250 | GOM_NL__2PRFIN20090821_230955_000000592081_00459_39090_0026.N1 | 21-AUG-2009 23:09:55 | Twilight_stray | 58.500 | 28 | 12Bet Tau | 1.6500 | 15200. | 117 | 39090 | No |
| 251 | GOM_NL__2PRFIN20090821_231227_000000532081_00459_39090_0027.N1 | 21-AUG-2009 23:12:27 | Twilight_stray | 52.500 | 176 | 23Zet Tau | 3.0200 | 22000. | 105 | 39090 | No |
| 252 | GOM_NL__2PRFIN20090821_231637_000000632081_00459_39090_0028.N1 | 21-AUG-2009 23:16:37 | Dark | 63.000 | 14 | 58Alp Ori | 0.87000 | 3000.0 | 126 | 39090 | No |
| 253 | GOM_NL__2PRFIN20090821_231807_000000582081_00459_39090_0029.N1 | 21-AUG-2009 23:18:07 | Dark | 58.000 | 27 | 24Gam Ori | 1.6360 | 26000. | 116 | 39090 | No |
| 254 | GOM_NL__2PRFIN20090821_232005_000000542081_00459_39090_0030.N1 | 21-AUG-2009 23:20:05 | Dark | 54.000 | 30 | 46Eps Ori | 1.6940 | 30000. | 108 | 39090 | No |
| 255 | GOM_NL__2PRFIN20090821_232133_000000492081_00459_39090_0031.N1 | 21-AUG-2009 23:21:33 | Dark | 48.500 | 125 | 44lot Ori | 2.7700 | 30000. | 97 | 39090 | No |
| 256 | GOM_NL__2PRFIN20090821_232322_000000712081_00459_39090_0032.N1 | 21-AUG-2009 23:23:22 | Dark | 71.000 | 7 | 19Bet Ori | 0.10000 | 14000. | 142 | 39090 | No |
| 257 | GOM_NL__2PRFIN20090821_232502_000000492081_00459_39090_0033.N1 | 21-AUG-2009 23:25:02 | Dark | 48.500 | 101 | 11Alp Lep | 2.5820 | 7000.0 | 97 | 39090 | No |
| 258 | GOM_NL__2PRFIN20090821_233931_000000532081_00460_39091_0031.N1 | 21-AUG-2009 23:39:31 | Dark | 52.500 | 157 | The1Eri | 2.9060 | 9300.0 | 105 | 39091 | No |
| 259 | GOM_NL__2PRFIN20090821_234847_000000512081_00460_39091_0032.N1 | 21-AUG-2009 23:48:47 | Straylight | 50.500 | 84 | Alp Phe | 2.3970 | 4500.0 | 101 | 39091 | No |
| 260 | GOM_NL__2PRFIN20090821_235545_000000502081_00460_39091_0033.N1 | 21-AUG-2009 23:55:45 | Twilight_stray | 50.000 | 18 | 24Alp PsA | 1.1660 | 9700.0 | 100 | 39091 | No |

3. Quality information per product

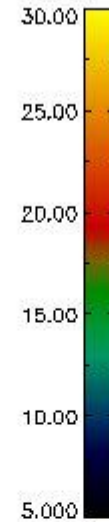
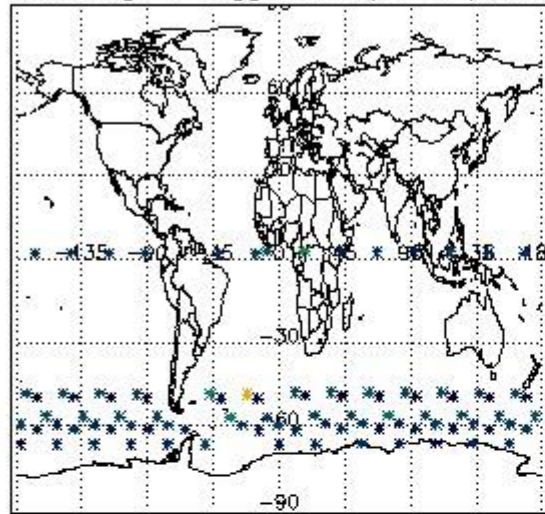
In this section it is plotted some information contained in the Quality Summary data set of the level 2 products. Only products in dark limb conditions and without errors (error flag in the MPH set to "0") are used.

3.1 Plot quality information per product (time dependant)

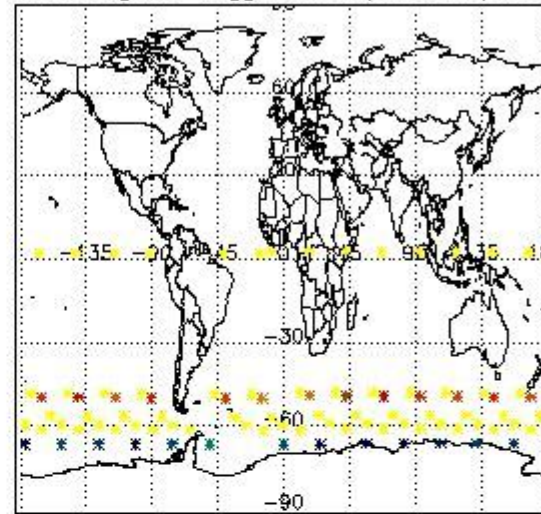


3.2 Plot quality information per product (world map)


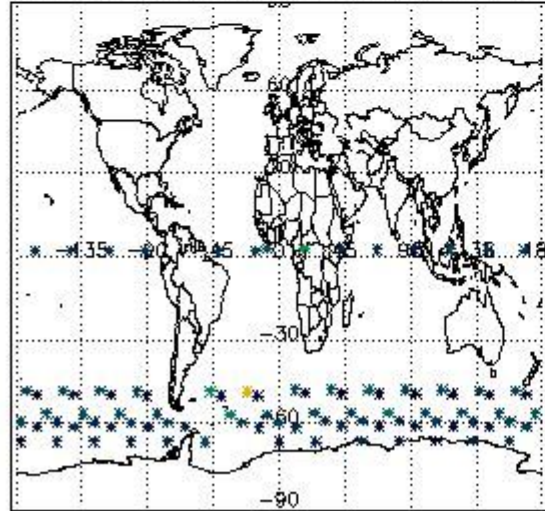
Percentage of flagged data per O3 profile



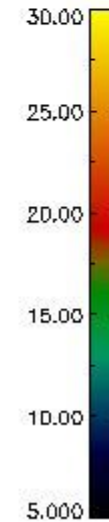
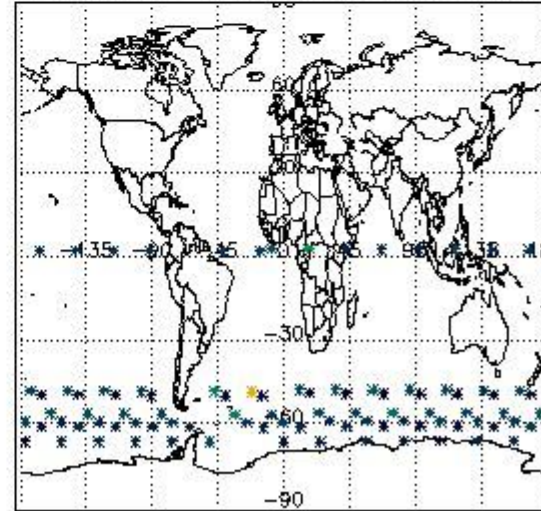
Percentage of flagged data per H2O profile



Percentage of flagged data per NO2 profile



Percentage of flagged data per NO3 profile

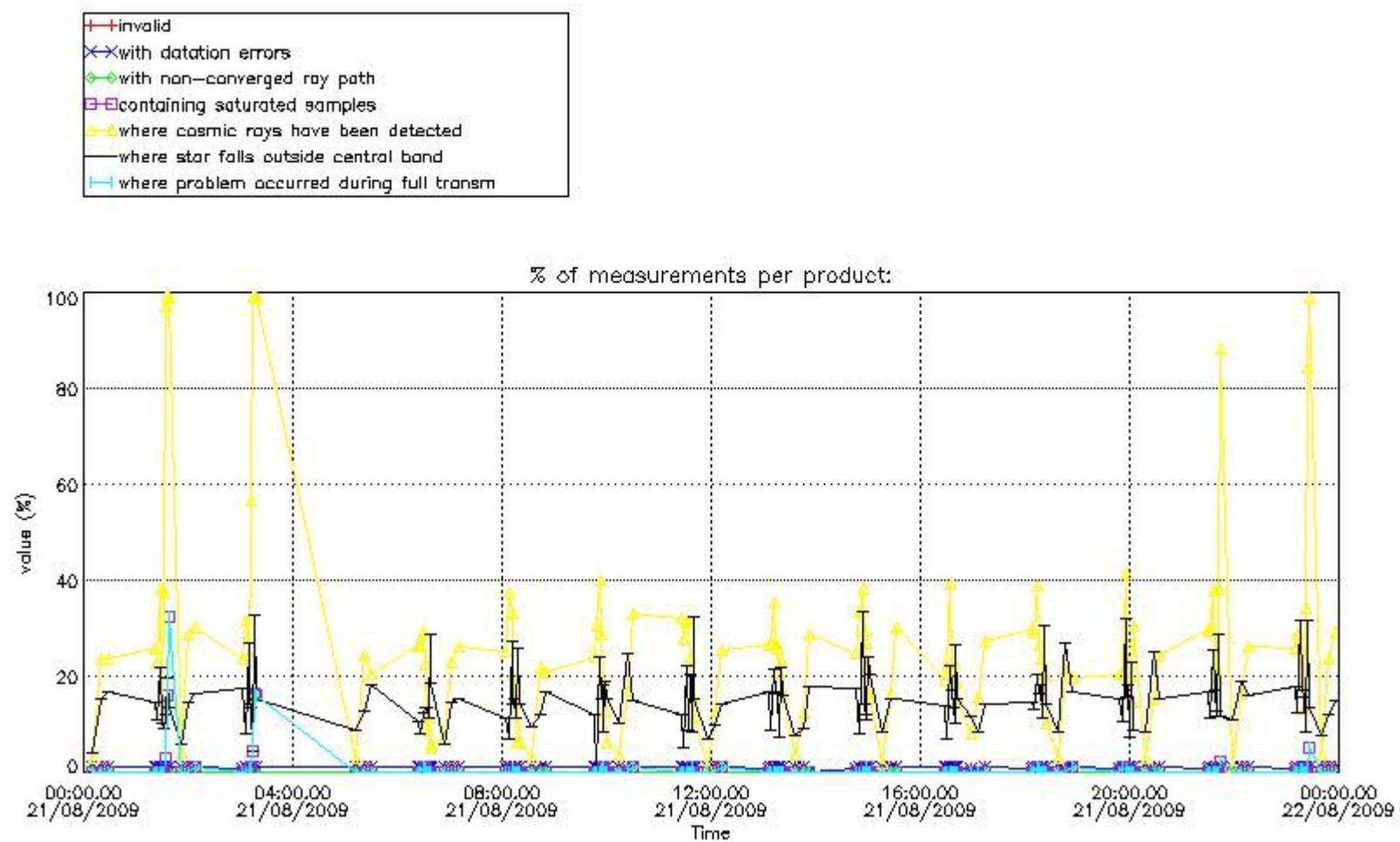


4. Level 1 quality information per product

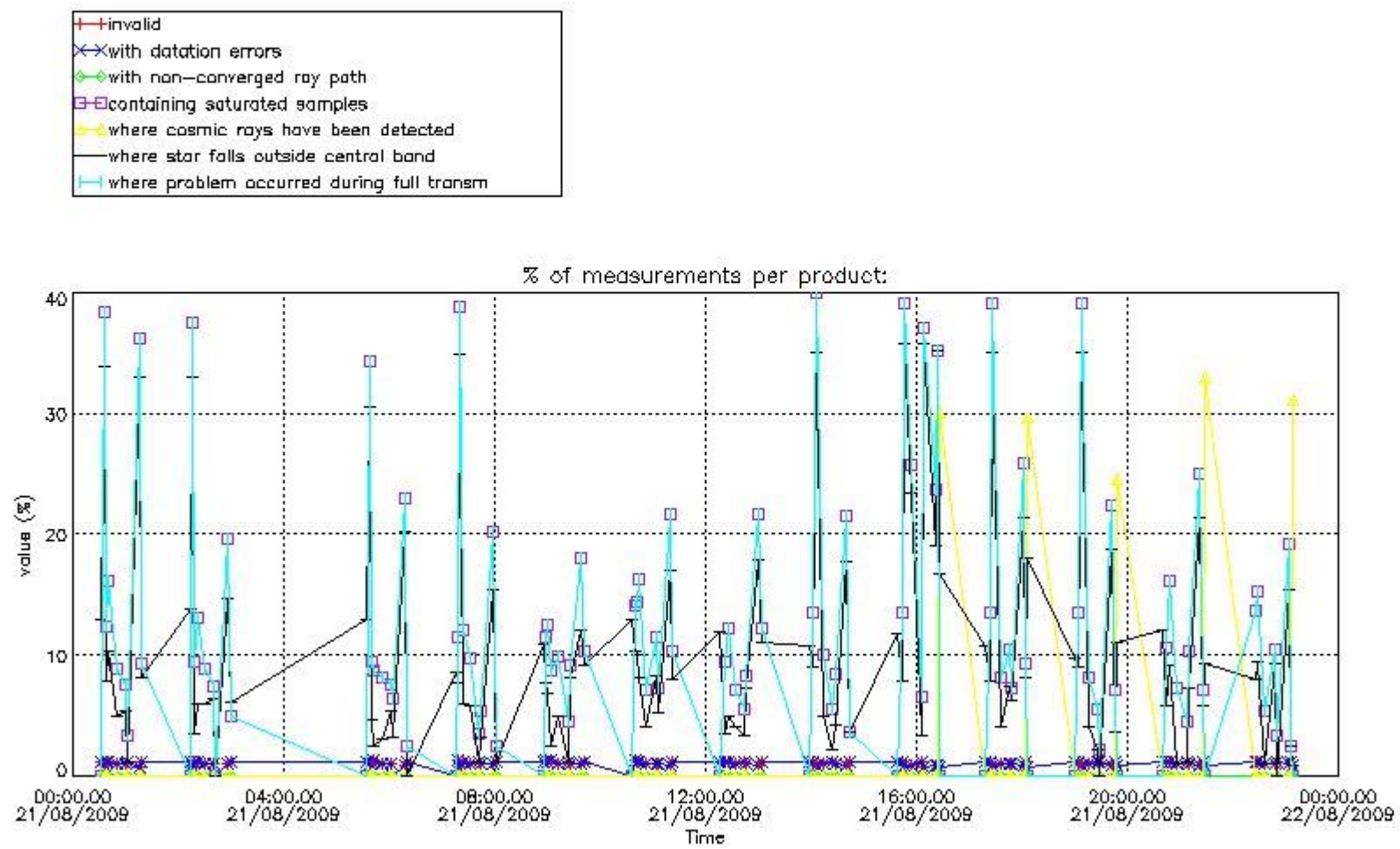
In this section it is plotted some information contained in the Quality Summary data set of the level 2 products that comes from the level 1b processing. Products without errors (error flag in the MPH set to "0") are used.

4.1 Plot quality information per product (time dependant) coming from level 1b processing

4.1.1 Plot level 1 quality information per product (time dependant): ENVISAT ASCENDING passes

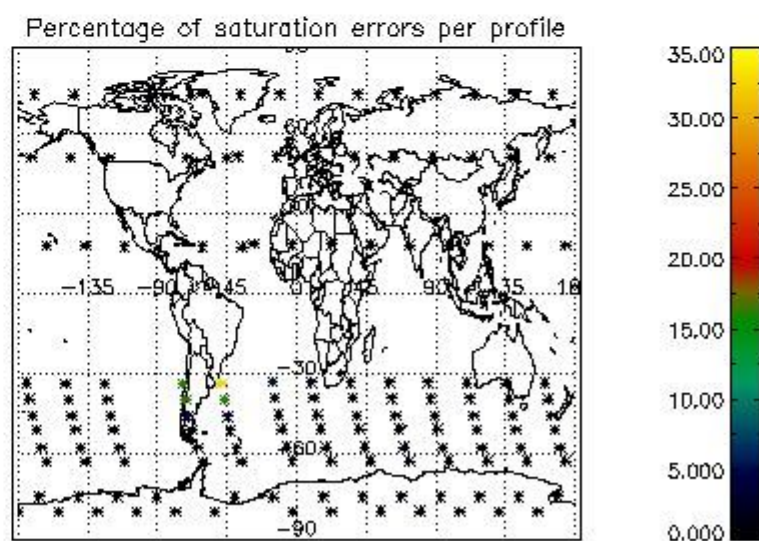
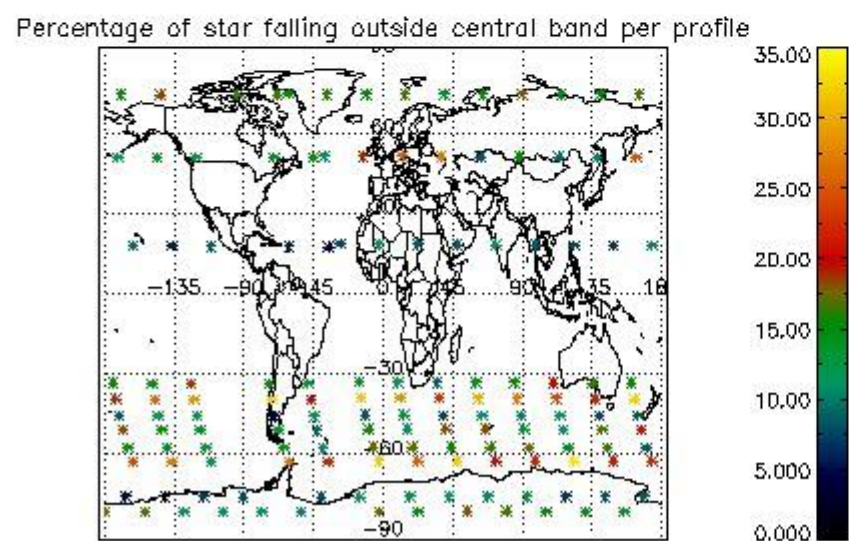
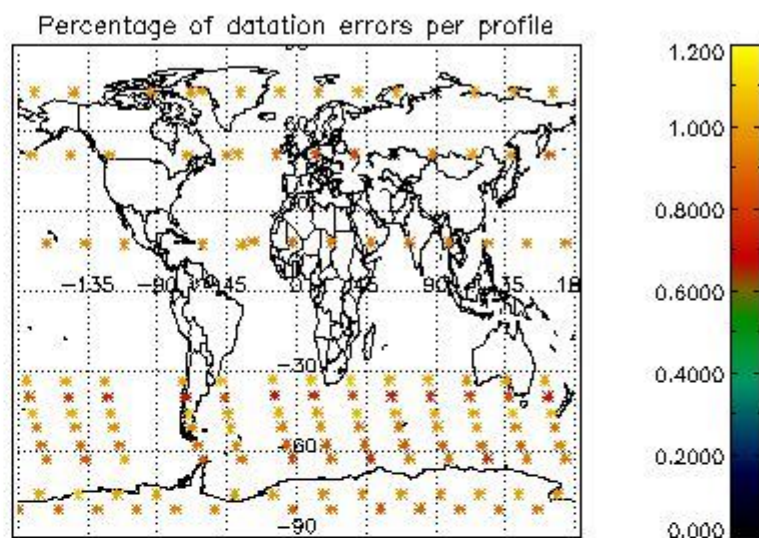
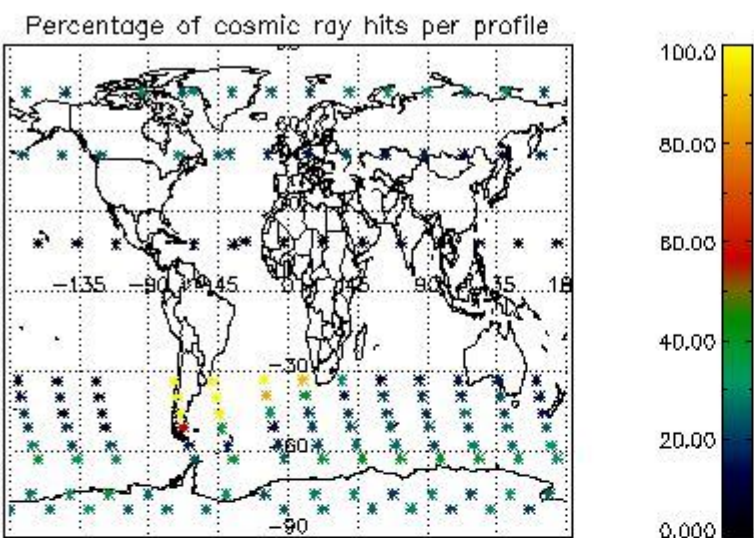


4.1.2 Plot level 1 quality information per product (time dependant): ENVI SAT DESCENDING passes

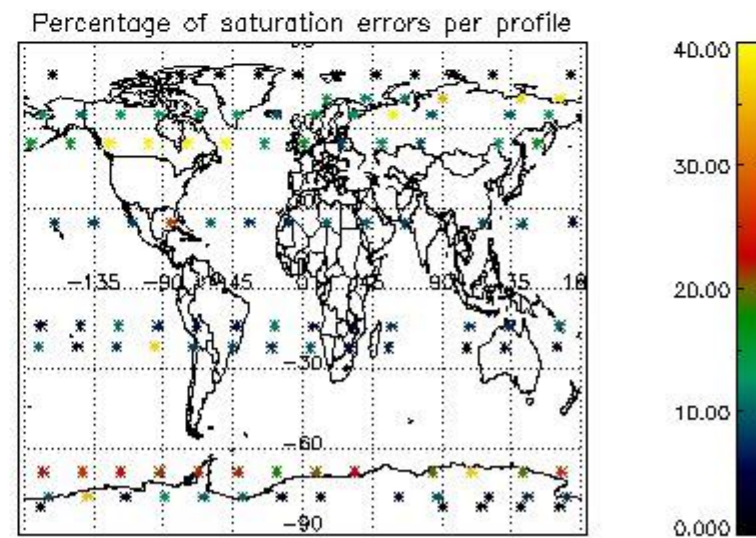
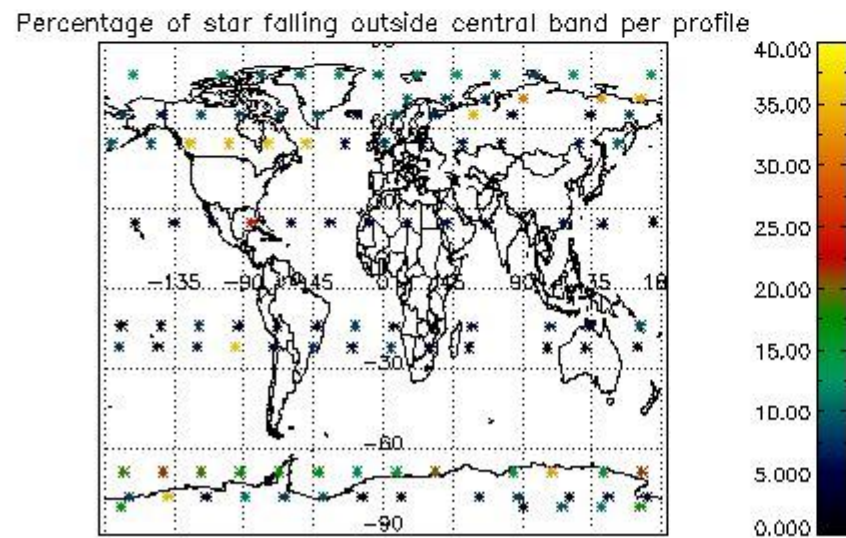
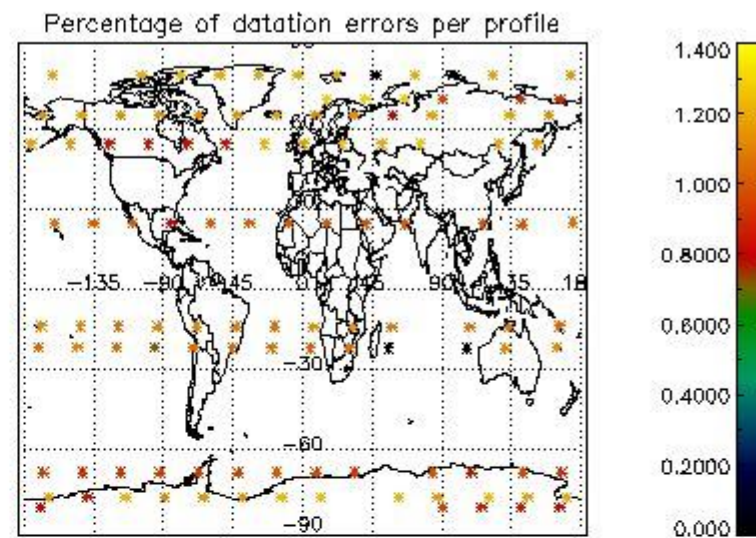
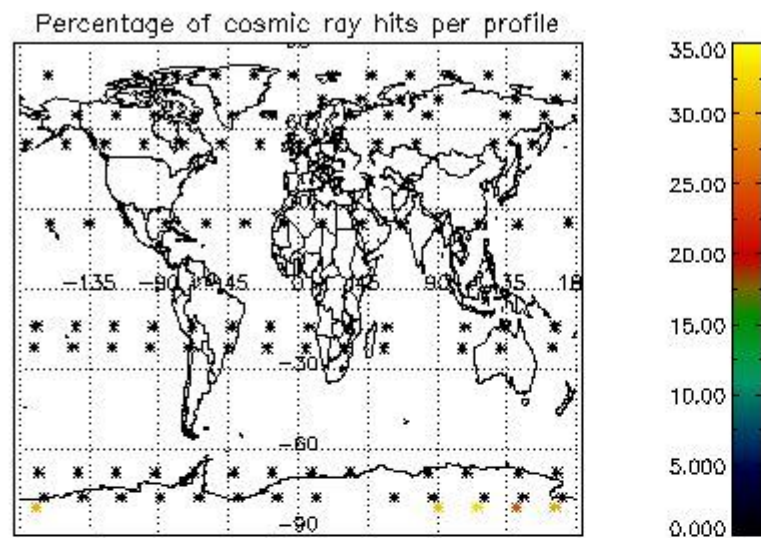


4.2 Plot quality information per product coming from level 1b processing (world map)

4.2.1 Plot level 1 quality information per product (world map): ENVISAT ASCENDING passes



4.2.2 Plot level 1 quality information per product (world map): ENVISAT DESCENDING passes



5. Trace gas profiles

5.1 Ozone statistics based on quality of products

The final quality of the products can be "measured" using the STD (Standard Deviation) attached to every point profile. This information is written to the parameter GOM_NL__2P/NL_LOCAL_SPECIES_DENSITY/o3_std of the level 2 products. The table below shows the statistics for given STD ranges.

The statistics are given with respect to the overall valid production:

- Products without fatal errors: GOM_NL__2P/MPH/PRODUCT_ERR=0
- Valid point profile: GOM_NL__2P/NL_LOCAL_SPECIES_DENSITY/pcd(0)=0

The 'Criteria' is applied to valid points of dark limb products:

- Products in dark limb illumination condition: GOM_NL__2P/NL_SUMMARY_QUALITY/obs_ill_cond=0
- Products without fatal errors: GOM_NL__2P/MPH/PRODUCT_ERR=0
- Valid point profile: GOM_NL__2P/NL_LOCAL_SPECIES_DENSITY/pcd(0)=0

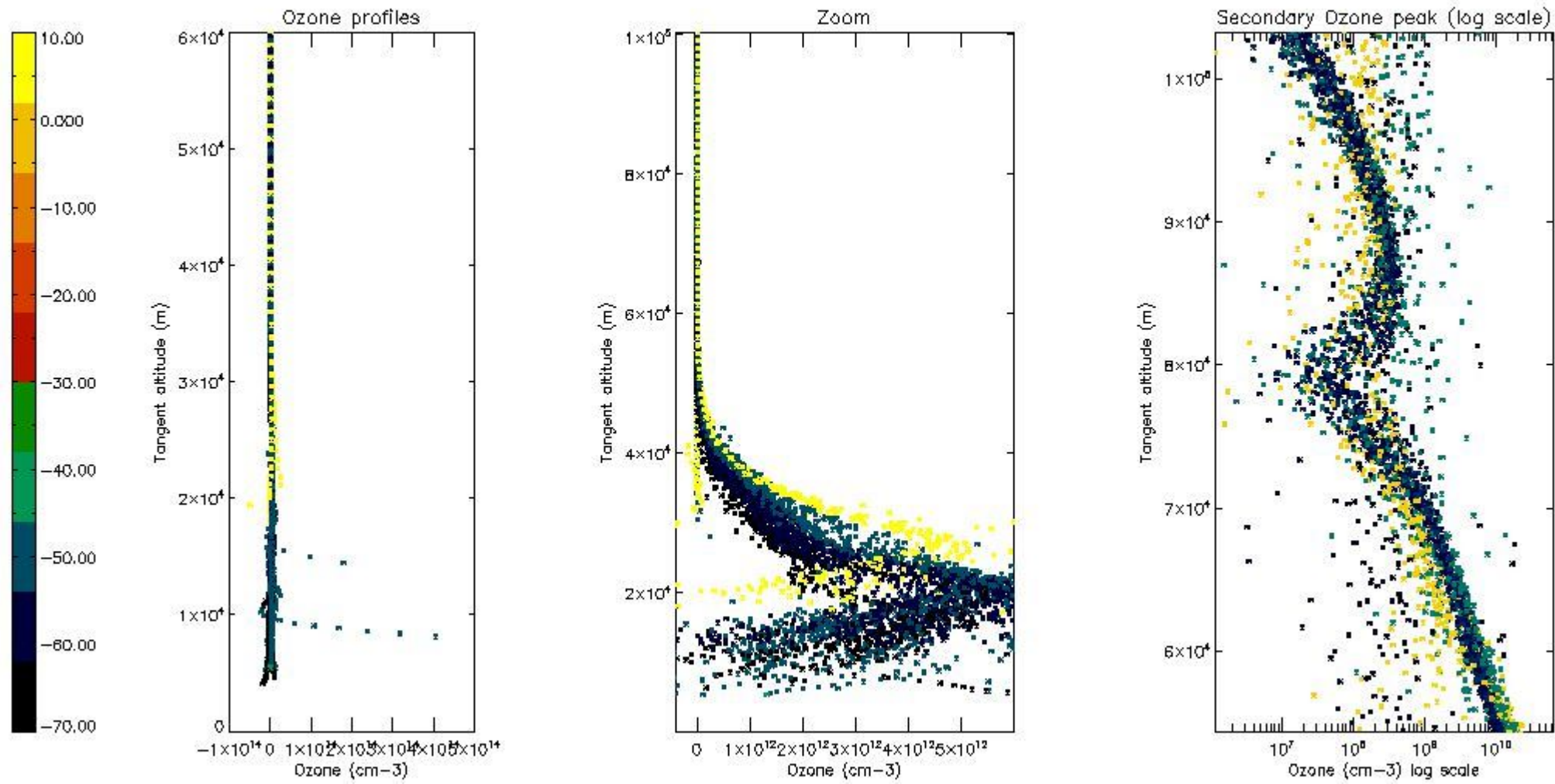
So, the table below shows the percentage of dark limb and valid observations for each criteria with respect to the overall valid daily observations.

| Criteria | % of total production |
|----------|-----------------------|
| All STD | 38 |
| STD < 20 | 21 |

| | |
|----------|----|
| STD < 10 | 17 |
| STD < 5 | 11 |

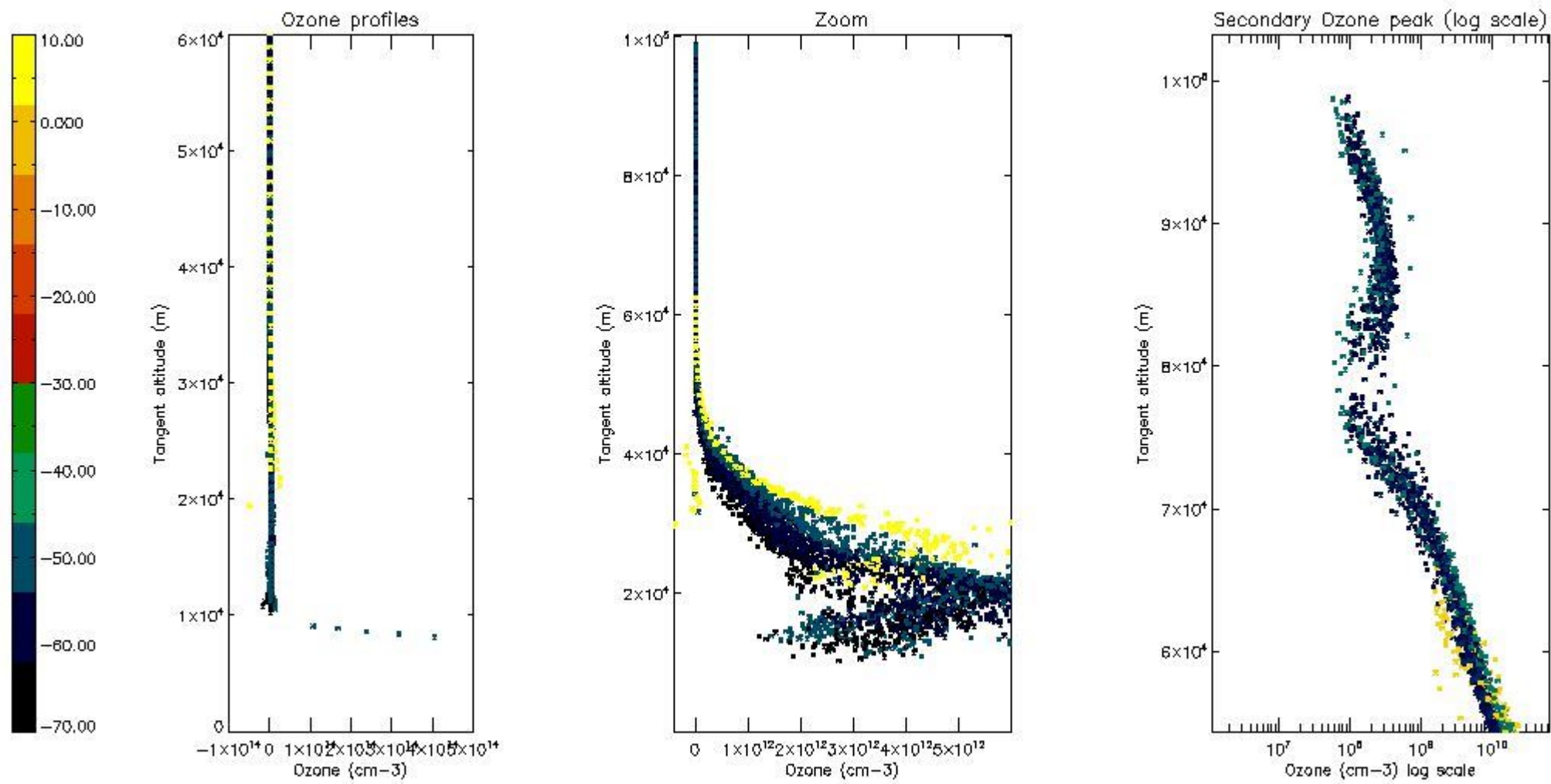
5.2 Plot ozone profiles for all STD (dark without errors)

The colorbar represents the latitude.



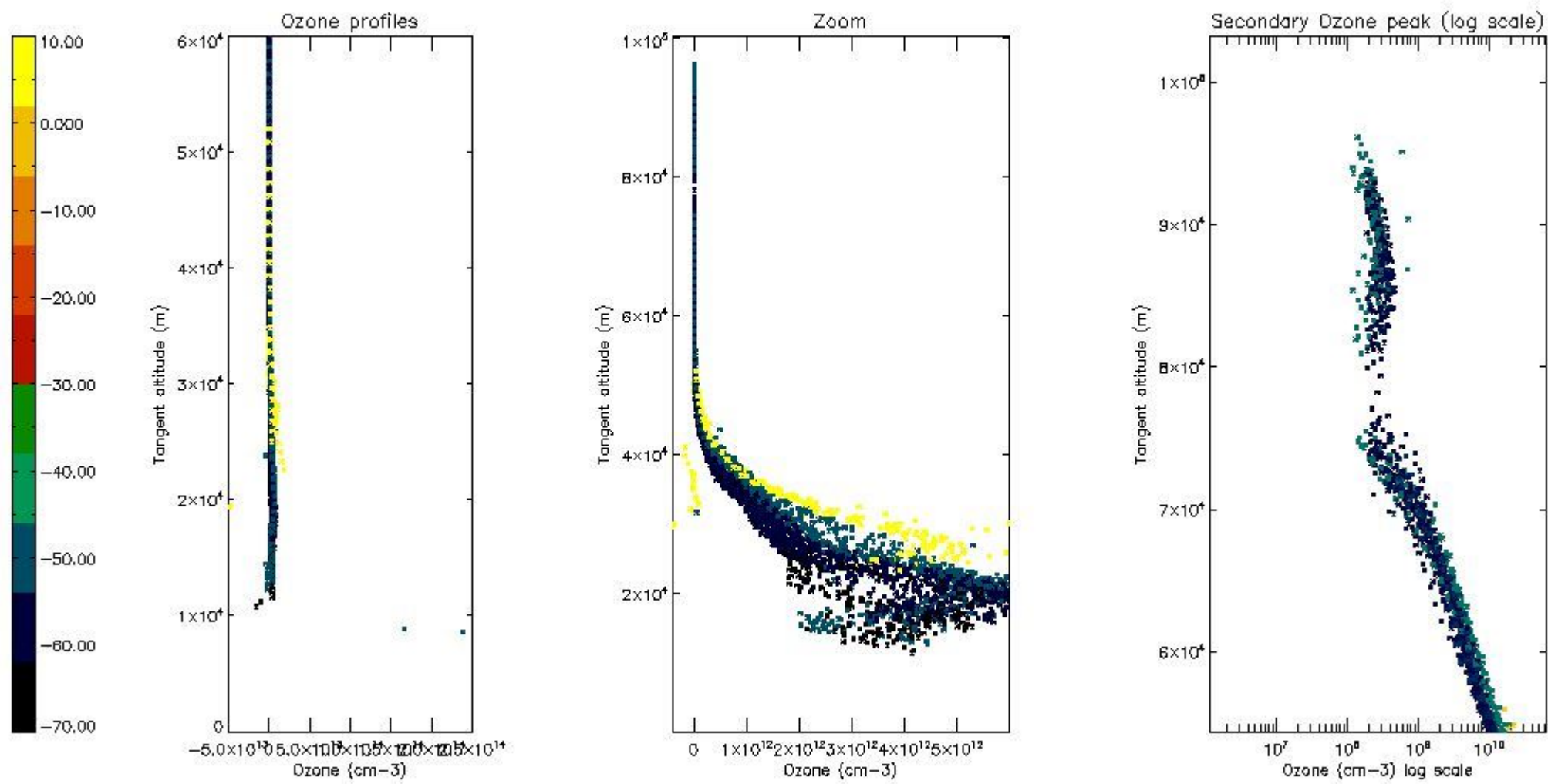
5.3 Plot ozone profiles where STD < 20% (dark without errors)

The colorbar represents the latitude.



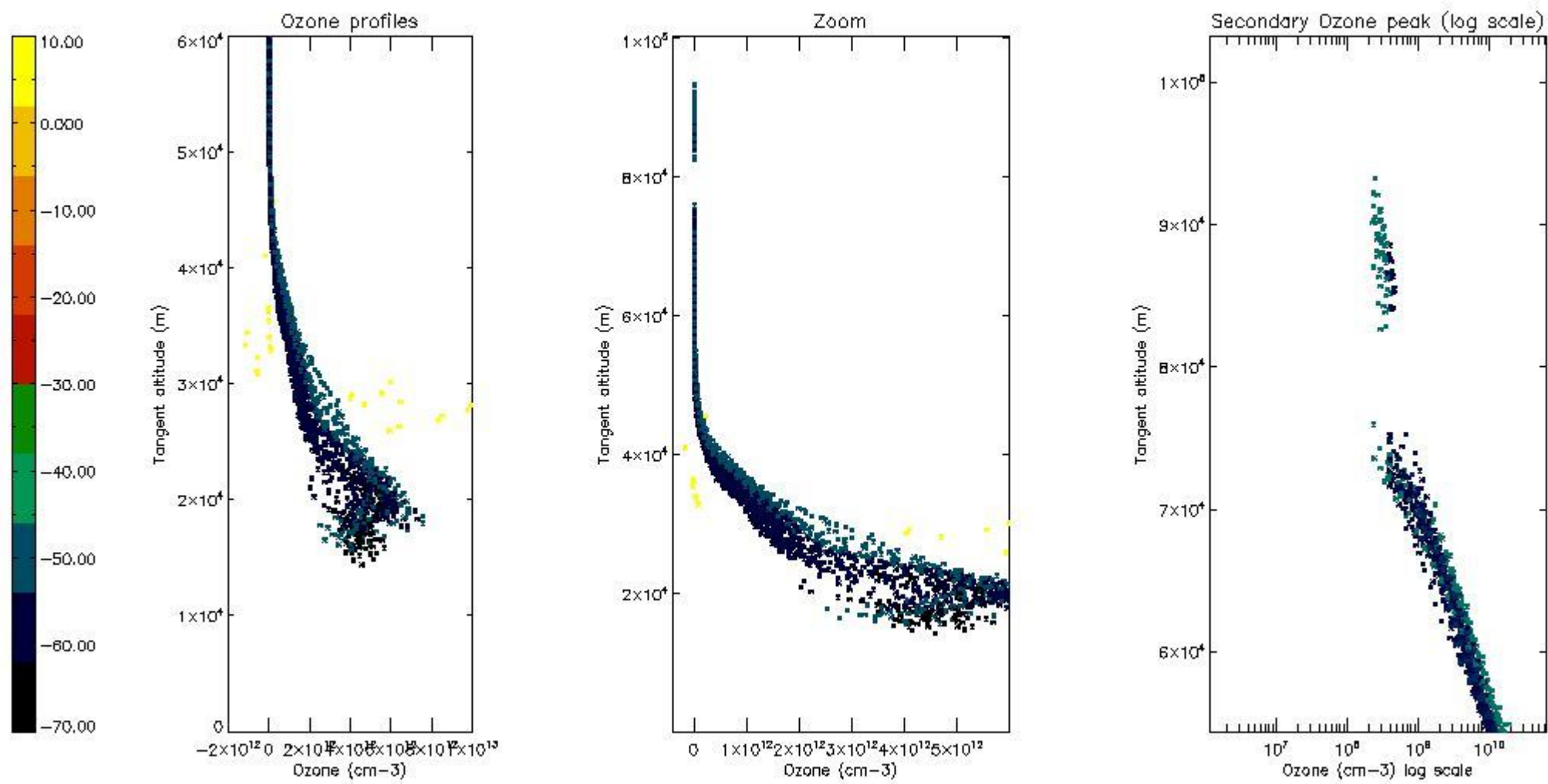
5.4 Plot ozone profiles where $STD < 10\%$ (dark without errors)

The colorbar represents the latitude.



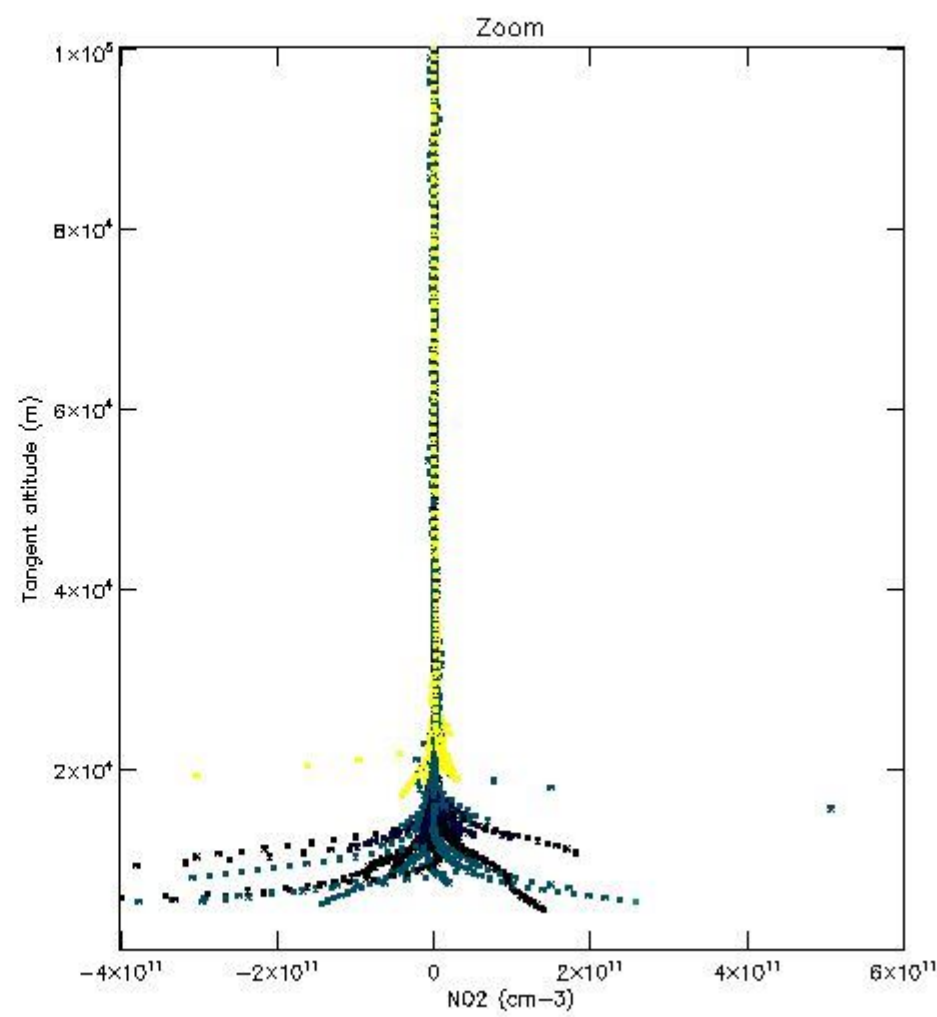
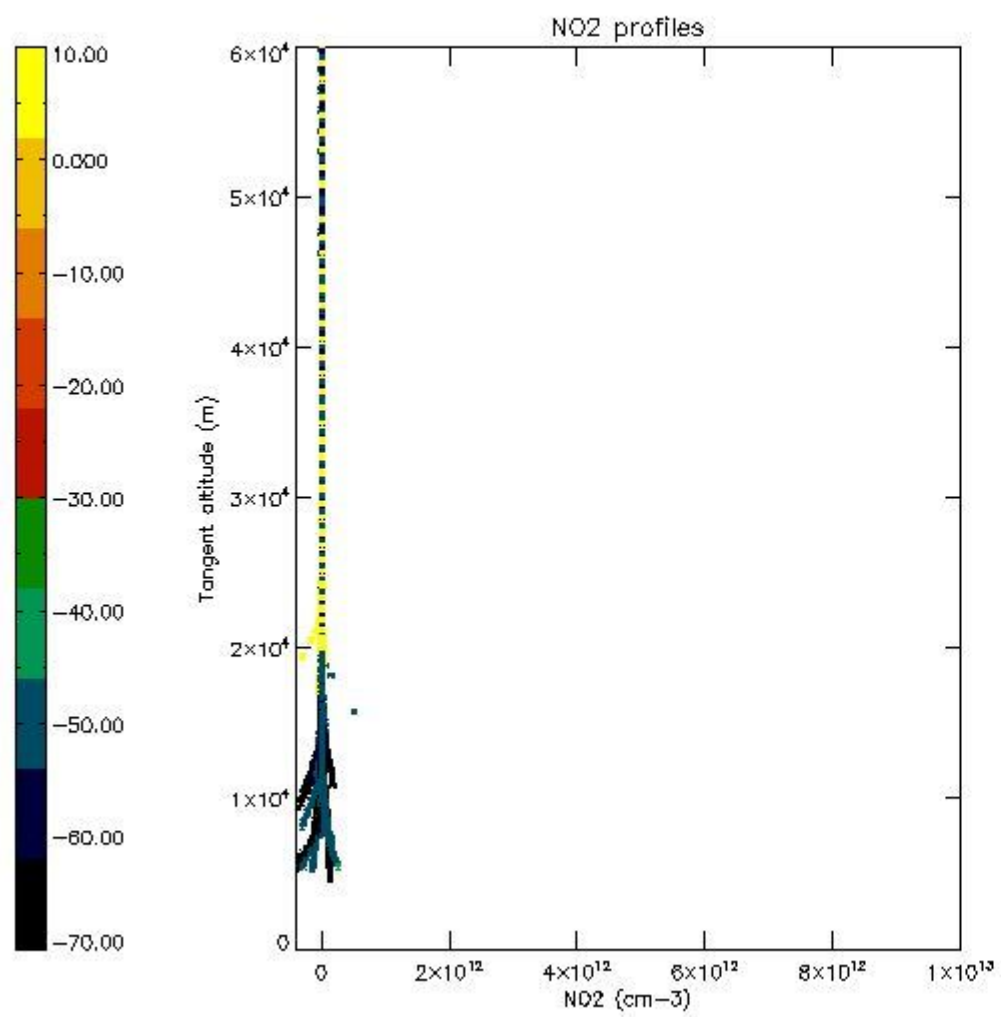
5.5 Plot ozone profiles where STD < 5% (dark without errors)

The colorbar represents the latitude.



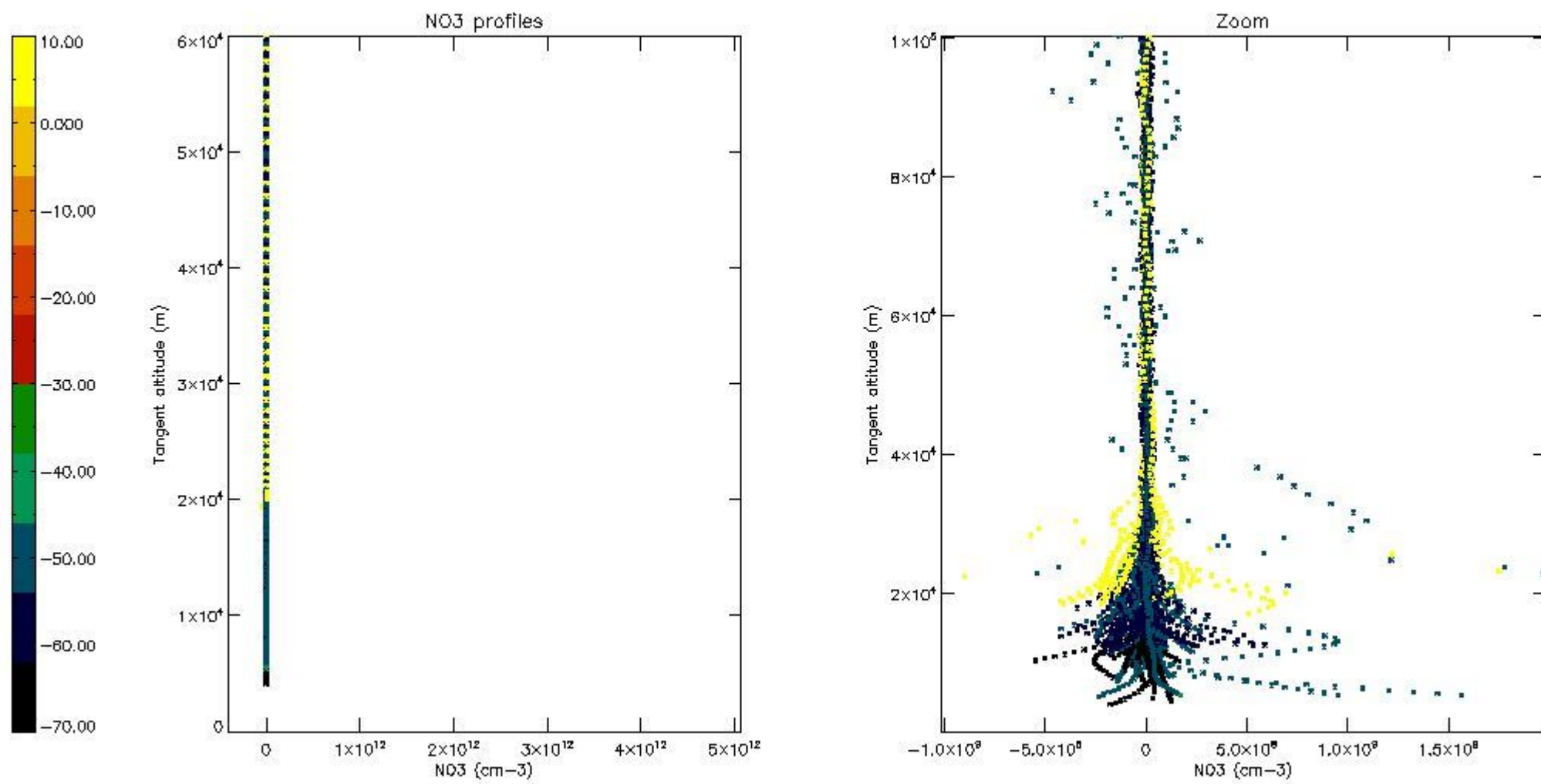
5.6 Plot NO₂ profiles for all STD (dark without errors)

The colorbar represents the latitude.



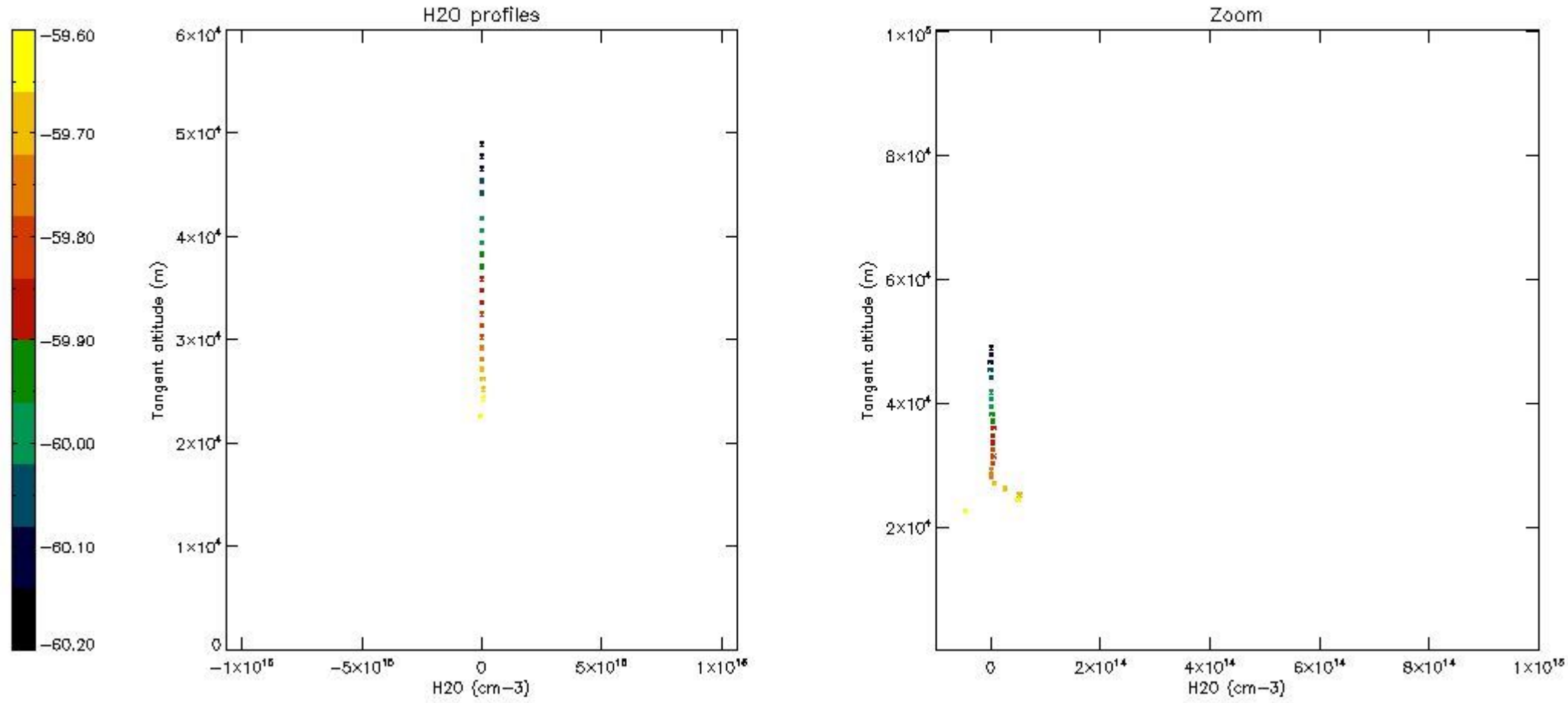
5.7 Plot NO3 profiles for all STD (dark without errors)

The colorbar represents the latitude.



5.8 Plot H2O profiles for all STD (only for occultations of stars 1,2,3,4,13,14,16,26,63 dark without errors)

The colorbar represents the latitude.



6. Auxiliary Data Files used for the production reported in section 2

The number reported in the third column indicates since which file (see list in section 2) the corresponding auxiliary file has been used. The fourth column is the date of those product files.

| Type | Auxiliary Filename | Used since product | Used since product date |
|---------------------------|---|--------------------|-------------------------|
| INST_PHYS_CHARACTERISTICS | GOM_INS_AXVIEC20091111_143220_20030716_120000_20500101_000000 | 1 | 21-AUG-2009 00:10:51 |
| LEVEL-2_PROC_CONFIG | GOM_PR2_AXVIEC20091111_152718_20020301_000000_20500101_000000 | 1 | 21-AUG-2009 00:10:51 |
| CROSS_SECTIONS_FILE | GOM_CRS_AXVIEC20091111_154832_20020301_000000_20500101_000000 | 1 | 21-AUG-2009 00:10:51 |

GOMOS Level 2 Daily Report

SUMMARY

[1. General Info](#)

[2. Summary of processed GOM_NL_2P products](#)

[3. Level 2 Quality information per product](#)

[3.1 Plot of level 2 quality information per product \(time dependant\)](#)

[3.2 Plot of level 2 quality information per product \(world map\)](#)

[4. Level 1 Quality information per product \(stored on level 2 products\)](#)

[4.1 Plot of level 1 quality information per product \(time dependant\)](#)

[4.1.1 Plot of level 1 quality information per product \(time dependant\): ASCENDING](#)

[4.1.2 Plot of level 1 quality information per product \(time dependant\): DESCENDING](#)

[4.2 Plot of level 1 quality information per product \(world map\)](#)

[4.2.1 Plot of level 1 quality information per product \(world map\): ASCENDING](#)

[4.2.2 Plot of level 1 quality information per product \(world map\): DESCENDING](#)

[5. Ozone profiles based on quality statistics and other trace gas profiles](#)

[5.1 Ozone statistics based on quality of products](#)

[5.2 Plot ozone profiles for all STD \(dark without errors\)](#)

[5.3 Plot ozone profiles where STD < 20% \(dark without errors\)](#)

[5.4. Plot ozone profiles where STD < 10% \(dark without errors\)](#)

[5.5. Plot ozone profiles where STD < 5% \(dark without errors\)](#)

[5.6 Plot NO2 profiles for all STD \(dark without errors\)](#)

[5.7 Plot NO3 profiles for all STD \(dark without errors\)](#)

[5.8 Plot H2O profiles \(only for occultations of stars 1,2,3,4,13,14,16,26,63 dark without errors\) for all STD](#)

[6. Auxiliary Data Files used for the production reported in section 2](#)

This report presents the daily analysis on parameters extracted from GOMOS level 2 data (GOM_NL__2P). It is intended to monitor some important parameters that will impact the quality of these products. A list of level 2 products (and content) that have arrived during the reporting day to the PCF is also given.

| Item | Value |
|---------------------------|---------------------------------|
| Time of report generation | 26APR2013 12:02:11 |
| Data source version | GOMOS/6.01 |
| Start time of products | 21-08-2009 (21AUG2009 00:00:00) |
| Stop time of products | 22-08-2009 (22AUG2009 00:00:00) |
| Store outputs in DB | Yes |
| Nb of level 2 prods | 260 |
| Nb of prods with errors | 0 |

2. Summary of processed GOM_NL__2P products.

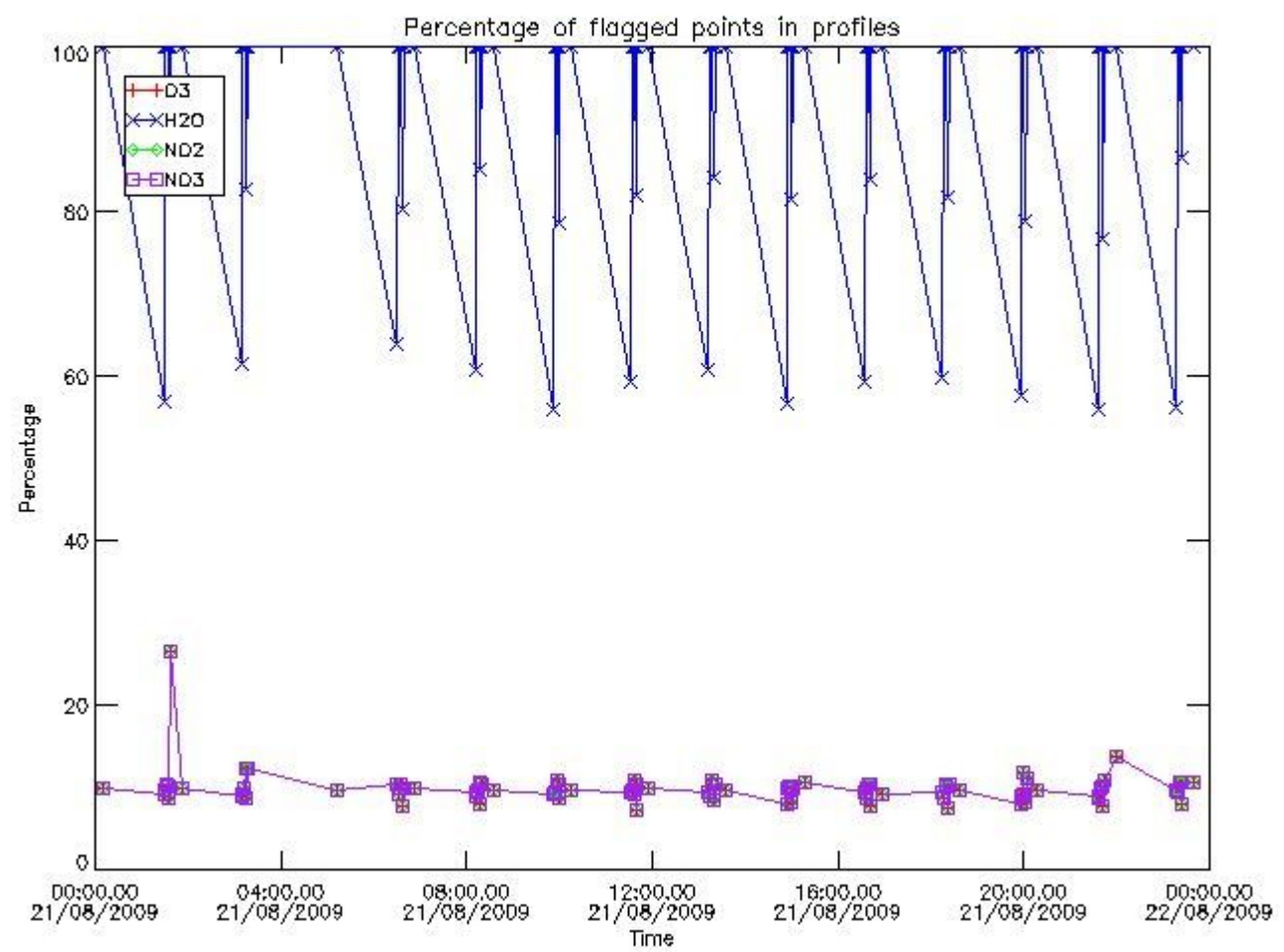
| Nr | Filename | UTC Start time | Limb | Duration | Star Id | Star Name | Star Mag | Star Temp | Nb Meas | Orbit | Prod. error |
|----|--|----------------------|------------|----------|---------|-----------|----------|-----------|---------|-------|-------------|
| 1 | GOM_NL__2PRFIN20090821_001051_000000512081_00446_39077_9802.N1 | 21-AUG-2009 00:10:51 | Dark | 51.000 | 157 | The1Eri | 2.9060 | 9300.0 | 102 | 39077 | No |
| 2 | GOM_NL__2PRFIN20090821_002013_000000532081_00446_39077_9803.N1 | 21-AUG-2009 00:20:13 | Straylight | 53.000 | 84 | Alp Phe | 2.3970 | 4500.0 | 106 | 39077 | No |
| 3 | GOM_NL__2PRFIN20090821_002717_000000512081_00446_39077_9804.N1 | 21-AUG-2009 00:27:17 | Twilight | 51.000 | 18 | 24Alp PsA | 1.1660 | 9700.0 | 102 | 39077 | No |
| 4 | GOM_NL__2PRFIN20090821_003237_000000432081_00446_39077_9805.N1 | 21-AUG-2009 00:32:37 | Bright | 42.500 | 142 | 49Del Cap | 2.8500 | 8900.0 | 85 | 39077 | No |
| 5 | GOM_NL__2PRFIN20090821_003556_000000562081_00446_39077_9806.N1 | 21-AUG-2009 00:35:56 | Bright | 56.000 | 154 | 22Bet Aqr | 2.8990 | 5700.0 | 112 | 39077 | No |
| 6 | GOM_NL__2PRFIN20090821_003746_000000452081_00446_39077_9807.N1 | 21-AUG-2009 00:37:46 | Bright | 44.500 | 162 | 34Alp Aqr | 2.9440 | 5350.0 | 89 | 39077 | No |
| 7 | GOM_NL__2PRFIN20090821_004052_000000442081_00446_39077_9808.N1 | 21-AUG-2009 00:40:52 | Bright | 43.500 | 61 | 8Eps Peg | 2.1000 | 3900.0 | 87 | 39077 | No |
| 8 | GOM_NL__2PRFIN20090821_004922_000000512081_00446_39077_9809.N1 | 21-AUG-2009 00:49:22 | Bright | 50.500 | 164 | 44Eta Peg | 2.9480 | 5400.0 | 101 | 39077 | No |
| 9 | GOM_NL__2PRFIN20090821_010009_000000472081_00446_39077_9810.N1 | 21-AUG-2009 01:00:09 | Bright | 46.500 | 74 | 11Bet Cas | 2.2680 | 6600.0 | 93 | 39077 | No |
| 10 | GOM_NL__2PRFIN20090821_010223_000000452081_00446_39077_9811.N1 | 21-AUG-2009 01:02:23 | Bright | 45.000 | 76 | 27Gam Cas | 2.3000 | 30000.0 | 90 | 39077 | No |
| 11 | GOM_NL__2PRFIN20090821_011543_000000652081_00446_39077_9812.N1 | 21-AUG-2009 01:15:43 | Bright | 65.000 | 6 | 13Alp Aur | 0.080000 | 3400.0 | 130 | 39077 | No |
| 12 | GOM_NL__2PRFIN20090821_011849_000000432081_00446_39077_9813.N1 | 21-AUG-2009 01:18:49 | Bright | 43.000 | 107 | 37The Aur | 2.6490 | 11000.0 | 86 | 39077 | No |
| 13 | GOM_NL__2PRFIN20090821_012205_000000552081_00446_39077_9814.N1 | 21-AUG-2009 01:22:05 | Twilight | 54.500 | 28 | 12Bet Tau | 1.6500 | 15200.0 | 109 | 39077 | No |
| 14 | GOM_NL__2PRFIN20090821_012435_000000512081_00446_39077_9815.N1 | 21-AUG-2009 01:24:35 | Twilight | 50.500 | 176 | 23Zet Tau | 3.0200 | 22000.0 | 101 | 39077 | No |
| 15 | GOM_NL__2PRFIN20090821_012843_000000552081_00446_39077_9816.N1 | 21-AUG-2009 01:28:43 | Dark | 55.000 | 14 | 58Alp Ori | 0.870000 | 3000.0 | 110 | 39077 | No |
| 16 | GOM_NL__2PRFIN20090821_013010_000000542081_00446_39077_9817.N1 | 21-AUG-2009 01:30:10 | Dark | 53.500 | 27 | 24Gam Ori | 1.6360 | 26000.0 | 107 | 39077 | No |
| 17 | GOM_NL__2PRFIN20090821_013208_000000502081_00446_39077_9818.N1 | 21-AUG-2009 01:32:08 | Dark | 49.500 | 30 | 46Eps Ori | 1.6940 | 30000.0 | 99 | 39077 | No |
| 18 | GOM_NL__2PRFIN20090821_013336_000000502081_00446_39077_9819.N1 | 21-AUG-2009 01:33:36 | Dark | 50.000 | 125 | 44Iot Ori | 2.7700 | 30000.0 | 100 | 39077 | No |
| 19 | GOM_NL__2PRFIN20090821_013522_000000592081_00446_39077_9820.N1 | 21-AUG-2009 01:35:22 | Dark | 59.000 | 7 | 19Bet Ori | 0.100000 | 14000.0 | 118 | 39077 | No |
| 20 | GOM_NL__2PRFIN20090821_013704_000000482081_00446_39077_9821.N1 | 21-AUG-2009 01:37:04 | Dark | 48.000 | 101 | 11Alp Lep | 2.5820 | 7000.0 | 96 | 39077 | No |
| 21 | GOM_NL__2PRFIN20090821_015128_000000522081_00447_39078_9817.N1 | 21-AUG-2009 01:51:28 | Dark | 52.000 | 157 | The1Eri | 2.9060 | 9300.0 | 104 | 39078 | No |
| 22 | GOM_NL__2PRFIN20090821_020050_000000522081_00447_39078_9818.N1 | 21-AUG-2009 02:00:50 | Straylight | 52.000 | 84 | Alp Phe | 2.3970 | 4500.0 | 104 | 39078 | No |
| 23 | GOM_NL__2PRFIN20090821_020753_000000522081_00447_39078_9819.N1 | 21-AUG-2009 02:07:53 | Twilight | 51.500 | 18 | 24Alp PsA | 1.1660 | 9700.0 | 103 | 39078 | No |
| 24 | GOM_NL__2PRFIN20090821_021313_000000442081_00447_39078_9820.N1 | 21-AUG-2009 02:13:13 | Bright | 43.500 | 142 | 49Del Cap | 2.8500 | 8900.0 | 87 | 39078 | No |
| 25 | GOM_NL__2PRFIN20090821_021632_000000562081_00447_39078_9821.N1 | 21-AUG-2009 02:16:32 | Bright | 56.000 | 154 | 22Bet Aqr | 2.8990 | 5700.0 | 112 | 39078 | No |
| 26 | GOM_NL__2PRFIN20090821_021822_000000432081_00447_39078_9822.N1 | 21-AUG-2009 02:18:22 | Bright | 42.500 | 162 | 34Alp Aqr | 2.9440 | 5350.0 | 85 | 39078 | No |
| 27 | GOM_NL__2PRFIN20090821_022128_000000422081_00447_39078_9823.N1 | 21-AUG-2009 02:21:28 | Bright | 42.000 | 61 | 8Eps Peg | 2.1000 | 3900.0 | 84 | 39078 | No |
| 28 | GOM_NL__2PRFIN20090821_022957_000000512081_00447_39078_9824.N1 | 21-AUG-2009 02:29:57 | Bright | 50.500 | 164 | 44Eta Peg | 2.9480 | 5400.0 | 101 | 39078 | No |
| 29 | GOM_NL__2PRFIN20090821_024044_000000472081_00447_39078_9825.N1 | 21-AUG-2009 02:40:44 | Bright | 47.000 | 74 | 11Bet Cas | 2.2680 | 6600.0 | 94 | 39078 | No |
| 30 | GOM_NL__2PRFIN20090821_024258_000000432081_00447_39078_9826.N1 | 21-AUG-2009 02:42:58 | Bright | 43.000 | 76 | 27Gam Cas | 2.3000 | 30000.0 | 86 | 39078 | No |
| 31 | GOM_NL__2PRFIN20090821_025619_000000512081_00447_39078_9827.N1 | 21-AUG-2009 02:56:19 | Bright | 51.000 | 6 | 13Alp Aur | 0.080000 | 3400.0 | 102 | 39078 | No |
| 32 | GOM_NL__2PRFIN20090821_025925_000000412081_00447_39078_9828.N1 | 21-AUG-2009 02:59:25 | Bright | 41.000 | 107 | 37The Aur | 2.6490 | 11000.0 | 82 | 39078 | No |
| 33 | GOM_NL__2PRFIN20090821_030241_000000582081_00447_39078_9829.N1 | 21-AUG-2009 03:02:41 | Twilight | 57.500 | 28 | 12Bet Tau | 1.6500 | 15200.0 | 115 | 39078 | No |
| 34 | GOM_NL__2PRFIN20090821_030512_000000512081_00447_39078_9830.N1 | 21-AUG-2009 03:05:12 | Twilight | 50.500 | 176 | 23Zet Tau | 3.0200 | 22000.0 | 101 | 39078 | No |
| 35 | GOM_NL__2PRFIN20090821_030919_000000582081_00447_39078_9831.N1 | 21-AUG-2009 03:09:19 | Dark | 57.500 | 14 | 58Alp Ori | 0.870000 | 3000.0 | 115 | 39078 | No |
| 36 | GOM_NL__2PRFIN20090821_031047_000000562081_00447_39078_9832.N1 | 21-AUG-2009 03:10:47 | Dark | 56.000 | 27 | 24Gam Ori | 1.6360 | 26000.0 | 112 | 39078 | No |
| 37 | GOM_NL__2PRFIN20090821_031244_000000522081_00447_39078_9833.N1 | 21-AUG-2009 03:12:44 | Dark | 52.000 | 30 | 46Eps Ori | 1.6940 | 30000.0 | 104 | 39078 | No |
| 38 | GOM_NL__2PRFIN20090821_031412_000000462081_00447_39078_9834.N1 | 21-AUG-2009 03:14:12 | Dark | 46.000 | 125 | 44Iot Ori | 2.7700 | 30000.0 | 92 | 39078 | No |
| 39 | GOM_NL__2PRFIN20090821_031559_000000702081_00447_39078_9835.N1 | 21-AUG-2009 03:15:59 | Dark | 70.000 | 7 | 19Bet Ori | 0.100000 | 14000.0 | 140 | 39078 | No |
| 40 | GOM_NL__2PRFIN20090821_031741_000000502081_00447_39078_9836.N1 | 21-AUG-2009 03:17:41 | Dark | 49.500 | 101 | 11Alp Lep | 2.5820 | 7000.0 | 99 | 39078 | No |
| 41 | GOM_NL__2PRFIN20090821_051243_000000532081_00449_39080_9834.N1 | 21-AUG-2009 05:12:43 | Dark | 52.500 | 157 | The1Eri | 2.9060 | 9300.0 | 105 | 39080 | No |
| 42 | GOM_NL__2PRFIN20090821_052204_000000512081_00449_39080_9835.N1 | 21-AUG-2009 05:22:04 | Straylight | 51.000 | 84 | Alp Phe | 2.3970 | 4500.0 | 102 | 39080 | No |

| | | | | | | | | | | | |
|-----|--|----------------------|----------------|--------|-----|-----------|----------|--------|-----|-------|----|
| 220 | GOM_NL__2PRFIN20090821_202734_000000602081_00458_39089_0346.N1 | 21-AUG-2009 20:27:34 | Straylight | 59.500 | 84 | Alp Phe | 2.3970 | 4500.0 | 119 | 39089 | No |
| 221 | GOM_NL__2PRFIN20090821_203432_000000502081_00458_39089_0347.N1 | 21-AUG-2009 20:34:32 | Twilight_stray | 49.500 | 18 | 24Alp PsA | 1.1660 | 9700.0 | 99 | 39089 | No |
| 222 | GOM_NL__2PRFIN20090821_203950_000000422081_00458_39089_0348.N1 | 21-AUG-2009 20:39:50 | Bright | 41.500 | 142 | 49Del Cap | 2.8500 | 8900.0 | 83 | 39089 | No |
| 223 | GOM_NL__2PRFIN20090821_204456_000000432081_00458_39089_0349.N1 | 21-AUG-2009 20:44:56 | Bright | 42.500 | 162 | 34Alp Aqr | 2.9440 | 5350.0 | 85 | 39089 | No |
| 224 | GOM_NL__2PRFIN20090821_204801_000000442081_00458_39089_0350.N1 | 21-AUG-2009 20:48:01 | Bright | 43.500 | 61 | 8Eps Peg | 2.1000 | 3900.0 | 87 | 39089 | No |
| 225 | GOM_NL__2PRFIN20090821_205623_000000482081_00458_39089_0351.N1 | 21-AUG-2009 20:56:23 | Bright | 48.000 | 164 | 44Eta Peg | 2.9480 | 5400.0 | 96 | 39089 | No |
| 226 | GOM_NL__2PRFIN20090821_210712_000000452081_00458_39089_0352.N1 | 21-AUG-2009 21:07:12 | Bright | 44.500 | 74 | 11Bet Cas | 2.2680 | 6600.0 | 89 | 39089 | No |
| 227 | GOM_NL__2PRFIN20090821_210926_000000492081_00458_39089_0353.N1 | 21-AUG-2009 21:09:26 | Bright | 48.500 | 76 | 27Gam Cas | 2.3000 | 30000. | 97 | 39089 | No |
| 228 | GOM_NL__2PRFIN20090821_212253_000000562081_00458_39089_0354.N1 | 21-AUG-2009 21:22:53 | Bright | 56.000 | 6 | 13Alp Aur | 0.080000 | 3400.0 | 112 | 39089 | No |
| 229 | GOM_NL__2PRFIN20090821_212601_000000432081_00458_39089_0355.N1 | 21-AUG-2009 21:26:01 | Bright | 42.500 | 107 | 37The Aur | 2.6490 | 11000. | 85 | 39089 | No |
| 230 | GOM_NL__2PRFIN20090821_212748_000000592081_00458_39089_0356.N1 | 21-AUG-2009 21:27:48 | Twilight_stray | 59.000 | 114 | 3lot Aur | 2.6930 | 4600.0 | 118 | 39089 | No |
| 231 | GOM_NL__2PRFIN20090821_212919_000000572081_00458_39089_0357.N1 | 21-AUG-2009 21:29:19 | Twilight_stray | 57.000 | 28 | 12Bet Tau | 1.6500 | 15200. | 114 | 39089 | No |
| 232 | GOM_NL__2PRFIN20090821_213151_000000532081_00458_39089_0358.N1 | 21-AUG-2009 21:31:51 | Twilight_stray | 52.500 | 176 | 23Zet Tau | 3.0200 | 22000. | 105 | 39089 | No |
| 233 | GOM_NL__2PRFIN20090821_213600_000000572081_00458_39089_0359.N1 | 21-AUG-2009 21:36:00 | Dark | 57.000 | 14 | 58Alp Ori | 0.87000 | 3000.0 | 114 | 39089 | No |
| 234 | GOM_NL__2PRFIN20090821_213731_000000592081_00458_39089_0360.N1 | 21-AUG-2009 21:37:31 | Dark | 58.500 | 27 | 24Gam Ori | 1.6360 | 26000. | 117 | 39089 | No |
| 235 | GOM_NL__2PRFIN20090821_213928_000000522081_00458_39089_0361.N1 | 21-AUG-2009 21:39:28 | Dark | 51.500 | 30 | 46Eps Ori | 1.6940 | 30000. | 103 | 39089 | No |
| 236 | GOM_NL__2PRFIN20090821_214056_000000512081_00458_39089_0362.N1 | 21-AUG-2009 21:40:56 | Dark | 50.500 | 125 | 44lot Ori | 2.7700 | 30000. | 101 | 39089 | No |
| 237 | GOM_NL__2PRFIN20090821_214245_000000672081_00458_39089_0363.N1 | 21-AUG-2009 21:42:45 | Dark | 66.500 | 7 | 19Bet Ori | 0.10000 | 14000. | 133 | 39089 | No |
| 238 | GOM_NL__2PRFIN20090821_214425_000000482081_00458_39089_0364.N1 | 21-AUG-2009 21:44:25 | Dark | 47.500 | 101 | 11Alp Lep | 2.5820 | 7000.0 | 95 | 39089 | No |
| 239 | GOM_NL__2PRFIN20090821_215854_000000552081_00459_39090_0015.N1 | 21-AUG-2009 21:58:54 | Dark | 55.000 | 157 | The1Eri | 2.9060 | 9300.0 | 110 | 39090 | No |
| 240 | GOM_NL__2PRFIN20090821_220810_000000552081_00459_39090_0016.N1 | 21-AUG-2009 22:08:10 | Straylight | 55.000 | 84 | Alp Phe | 2.3970 | 4500.0 | 110 | 39090 | No |
| 241 | GOM_NL__2PRFIN20090821_221509_000000502081_00459_39090_0017.N1 | 21-AUG-2009 22:15:09 | Twilight_stray | 50.000 | 18 | 24Alp PsA | 1.1660 | 9700.0 | 100 | 39090 | No |
| 242 | GOM_NL__2PRFIN20090821_222531_000000442081_00459_39090_0018.N1 | 21-AUG-2009 22:25:31 | Bright | 44.000 | 162 | 34Alp Aqr | 2.9440 | 5350.0 | 88 | 39090 | No |
| 243 | GOM_NL__2PRFIN20090821_222837_000000432081_00459_39090_0019.N1 | 21-AUG-2009 22:28:37 | Bright | 42.500 | 61 | 8Eps Peg | 2.1000 | 3900.0 | 85 | 39090 | No |
| 244 | GOM_NL__2PRFIN20090821_223658_000000472081_00459_39090_0020.N1 | 21-AUG-2009 22:36:58 | Bright | 47.000 | 164 | 44Eta Peg | 2.9480 | 5400.0 | 94 | 39090 | No |
| 245 | GOM_NL__2PRFIN20090821_224747_000000482081_00459_39090_0021.N1 | 21-AUG-2009 22:47:47 | Bright | 48.000 | 74 | 11Bet Cas | 2.2680 | 6600.0 | 96 | 39090 | No |
| 246 | GOM_NL__2PRFIN20090821_225001_000000452081_00459_39090_0022.N1 | 21-AUG-2009 22:50:01 | Bright | 45.000 | 76 | 27Gam Cas | 2.3000 | 30000. | 90 | 39090 | No |
| 247 | GOM_NL__2PRFIN20090821_230328_000000522081_00459_39090_0023.N1 | 21-AUG-2009 23:03:28 | Bright | 52.000 | 6 | 13Alp Aur | 0.080000 | 3400.0 | 104 | 39090 | No |
| 248 | GOM_NL__2PRFIN20090821_230637_000000412081_00459_39090_0024.N1 | 21-AUG-2009 23:06:37 | Bright | 40.500 | 107 | 37The Aur | 2.6490 | 11000. | 81 | 39090 | No |
| 249 | GOM_NL__2PRFIN20090821_230824_000000532081_00459_39090_0025.N1 | 21-AUG-2009 23:08:24 | Twilight_stray | 53.000 | 114 | 3lot Aur | 2.6930 | 4600.0 | 106 | 39090 | No |
| 250 | GOM_NL__2PRFIN20090821_230955_000000592081_00459_39090_0026.N1 | 21-AUG-2009 23:09:55 | Twilight_stray | 58.500 | 28 | 12Bet Tau | 1.6500 | 15200. | 117 | 39090 | No |
| 251 | GOM_NL__2PRFIN20090821_231227_000000532081_00459_39090_0027.N1 | 21-AUG-2009 23:12:27 | Twilight_stray | 52.500 | 176 | 23Zet Tau | 3.0200 | 22000. | 105 | 39090 | No |
| 252 | GOM_NL__2PRFIN20090821_231637_000000632081_00459_39090_0028.N1 | 21-AUG-2009 23:16:37 | Dark | 63.000 | 14 | 58Alp Ori | 0.87000 | 3000.0 | 126 | 39090 | No |
| 253 | GOM_NL__2PRFIN20090821_231807_000000582081_00459_39090_0029.N1 | 21-AUG-2009 23:18:07 | Dark | 58.000 | 27 | 24Gam Ori | 1.6360 | 26000. | 116 | 39090 | No |
| 254 | GOM_NL__2PRFIN20090821_232005_000000542081_00459_39090_0030.N1 | 21-AUG-2009 23:20:05 | Dark | 54.000 | 30 | 46Eps Ori | 1.6940 | 30000. | 108 | 39090 | No |
| 255 | GOM_NL__2PRFIN20090821_232133_000000492081_00459_39090_0031.N1 | 21-AUG-2009 23:21:33 | Dark | 48.500 | 125 | 44lot Ori | 2.7700 | 30000. | 97 | 39090 | No |
| 256 | GOM_NL__2PRFIN20090821_232322_000000712081_00459_39090_0032.N1 | 21-AUG-2009 23:23:22 | Dark | 71.000 | 7 | 19Bet Ori | 0.10000 | 14000. | 142 | 39090 | No |
| 257 | GOM_NL__2PRFIN20090821_232502_000000492081_00459_39090_0033.N1 | 21-AUG-2009 23:25:02 | Dark | 48.500 | 101 | 11Alp Lep | 2.5820 | 7000.0 | 97 | 39090 | No |
| 258 | GOM_NL__2PRFIN20090821_233931_000000532081_00460_39091_0031.N1 | 21-AUG-2009 23:39:31 | Dark | 52.500 | 157 | The1Eri | 2.9060 | 9300.0 | 105 | 39091 | No |
| 259 | GOM_NL__2PRFIN20090821_234847_000000512081_00460_39091_0032.N1 | 21-AUG-2009 23:48:47 | Straylight | 50.500 | 84 | Alp Phe | 2.3970 | 4500.0 | 101 | 39091 | No |
| 260 | GOM_NL__2PRFIN20090821_235545_000000502081_00460_39091_0033.N1 | 21-AUG-2009 23:55:45 | Twilight_stray | 50.000 | 18 | 24Alp PsA | 1.1660 | 9700.0 | 100 | 39091 | No |

3. Quality information per product

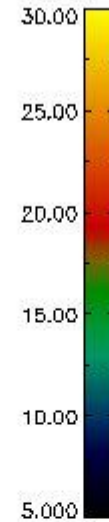
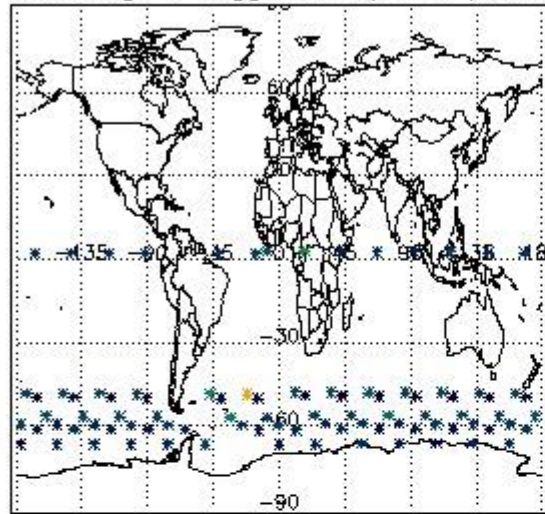
In this section it is plotted some information contained in the Quality Summary data set of the level 2 products. Only products in dark limb conditions and without errors (error flag in the MPH set to "0") are used.

3.1 Plot quality information per product (time dependant)

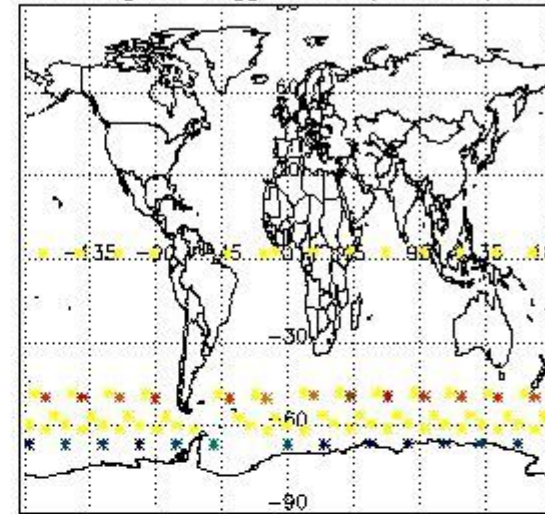


3.2 Plot quality information per product (world map)


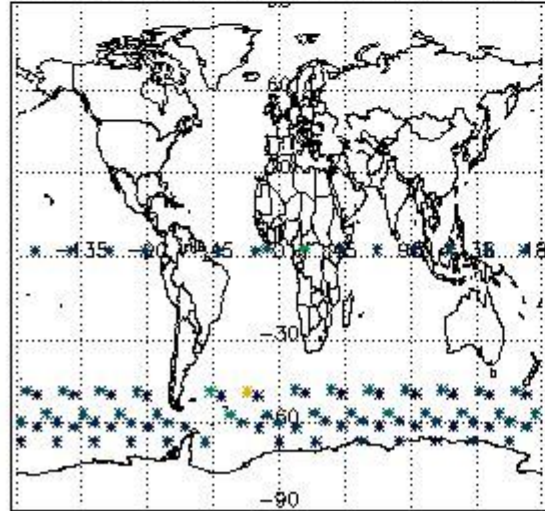
Percentage of flagged data per O3 profile



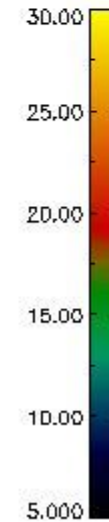
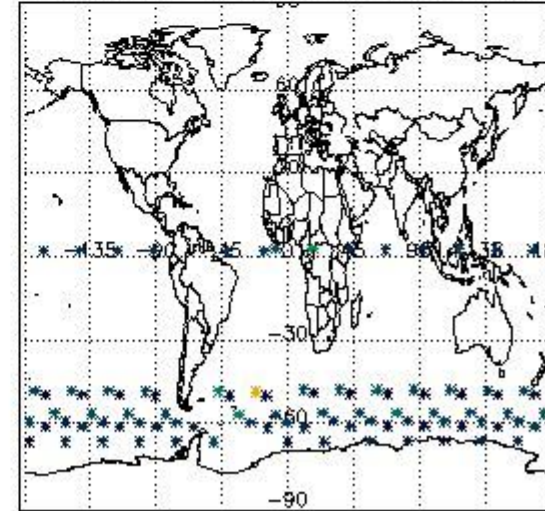
Percentage of flagged data per H2O profile



Percentage of flagged data per NO2 profile



Percentage of flagged data per NO3 profile

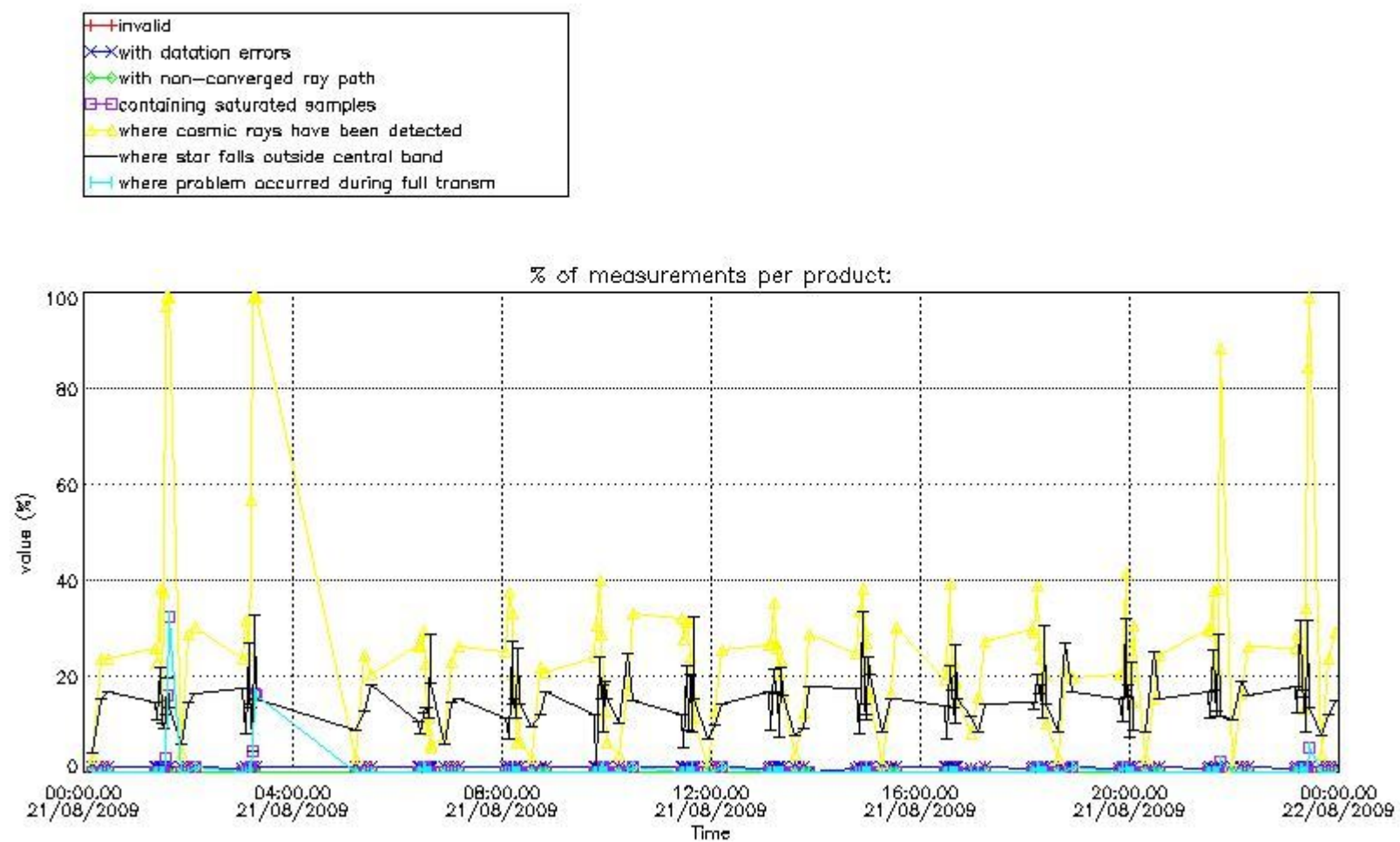


4. Level 1 quality information per product

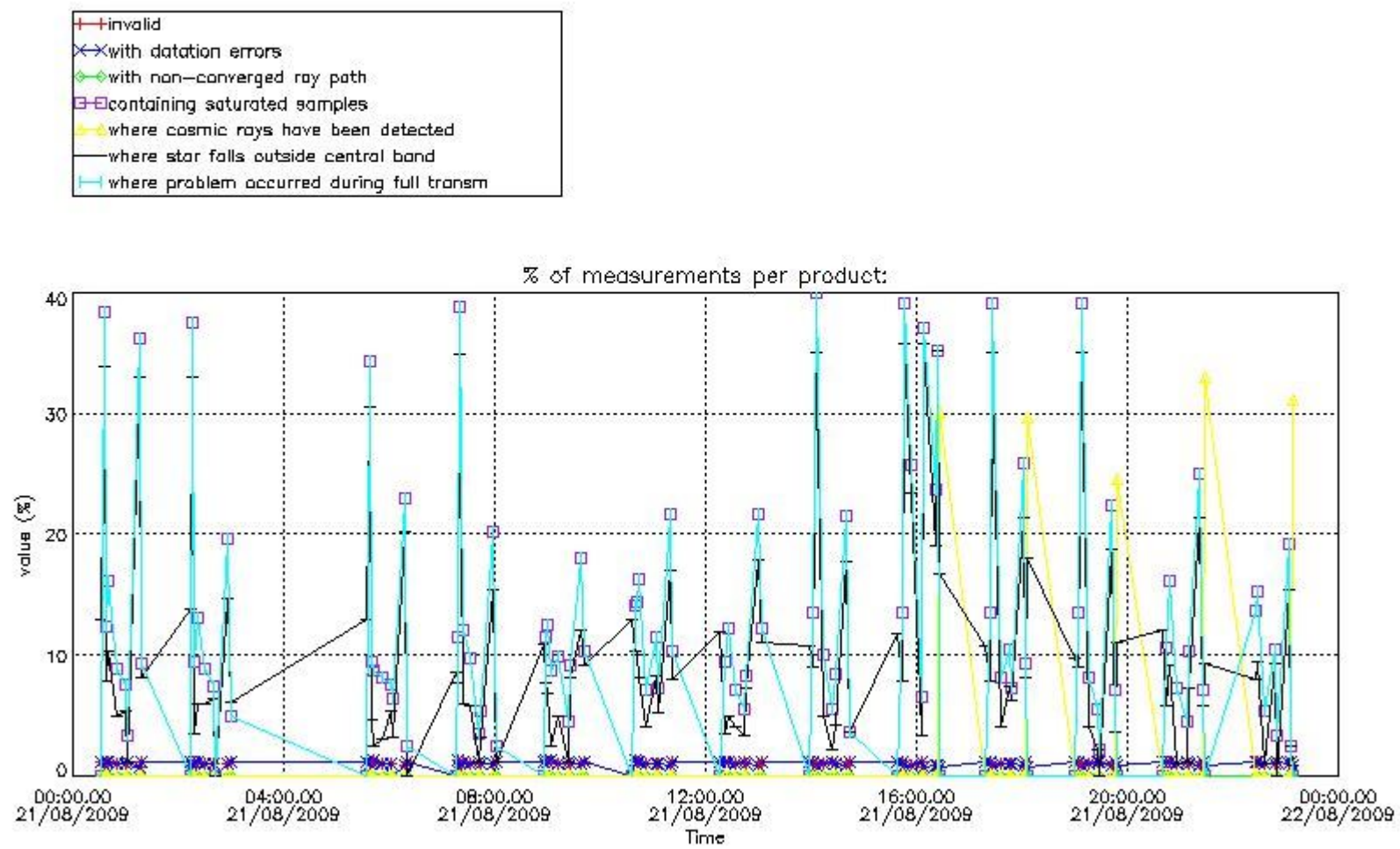
In this section it is plotted some information contained in the Quality Summary data set of the level 2 products that comes from the level 1b processing. Products without errors (error flag in the MPH set to "0") are used.

4.1 Plot quality information per product (time dependant) coming from level 1b processing

4.1.1 Plot level 1 quality information per product (time dependant): ENVISAT ASCENDING passes

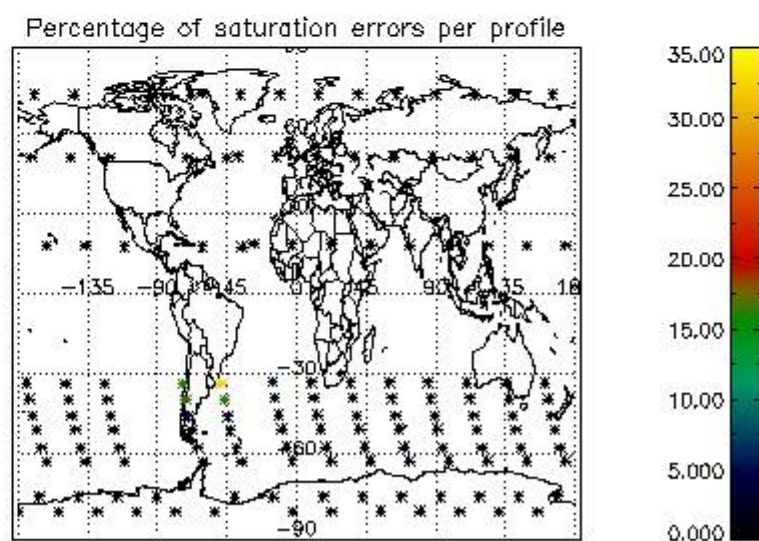
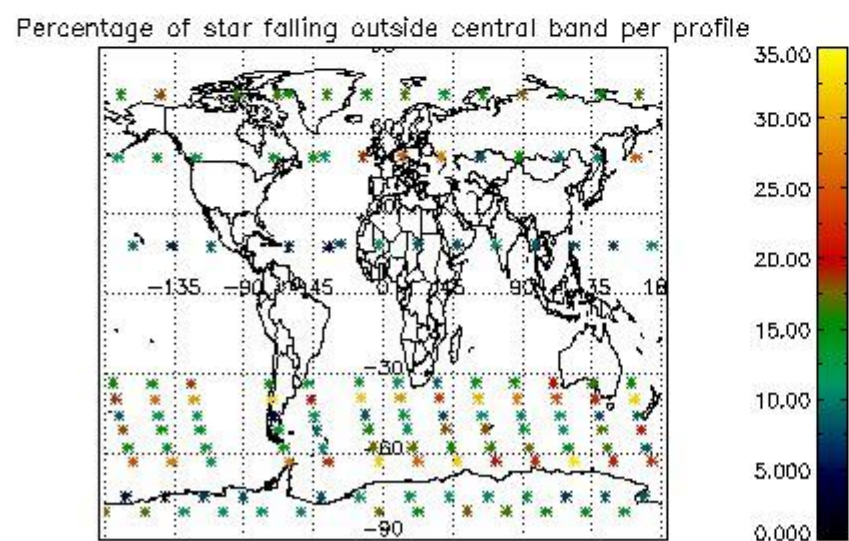
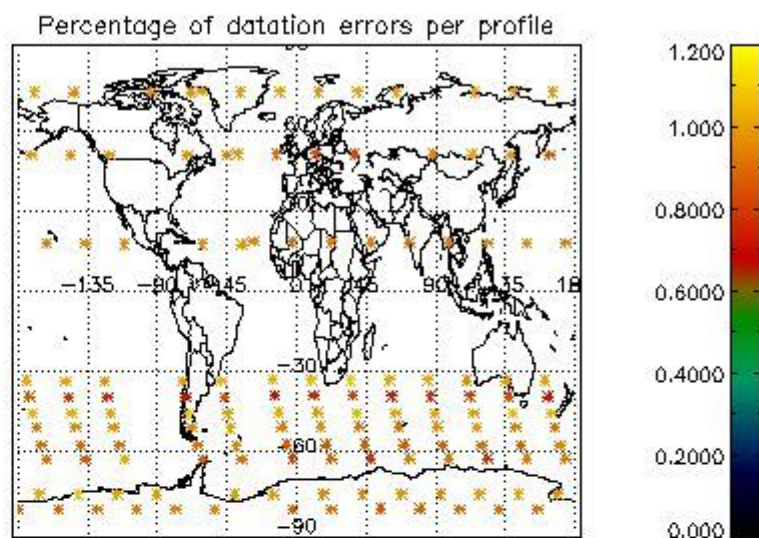
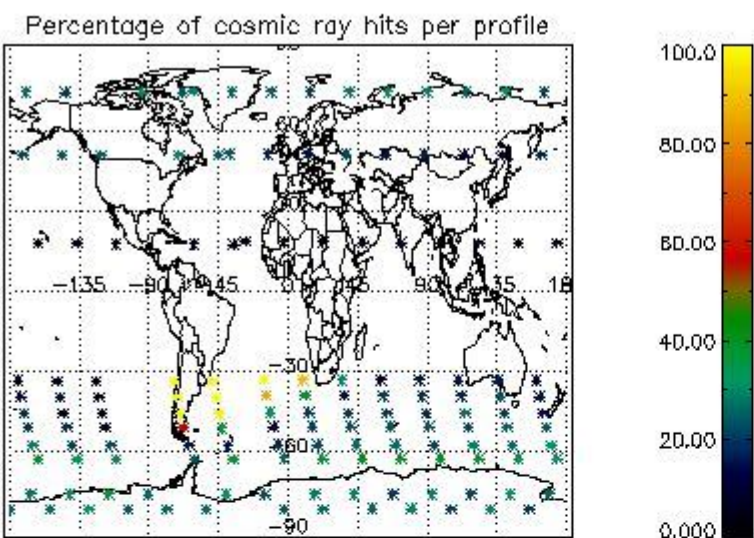


4.1.2 Plot level 1 quality information per product (time dependant): ENVI SAT DESCENDING passes

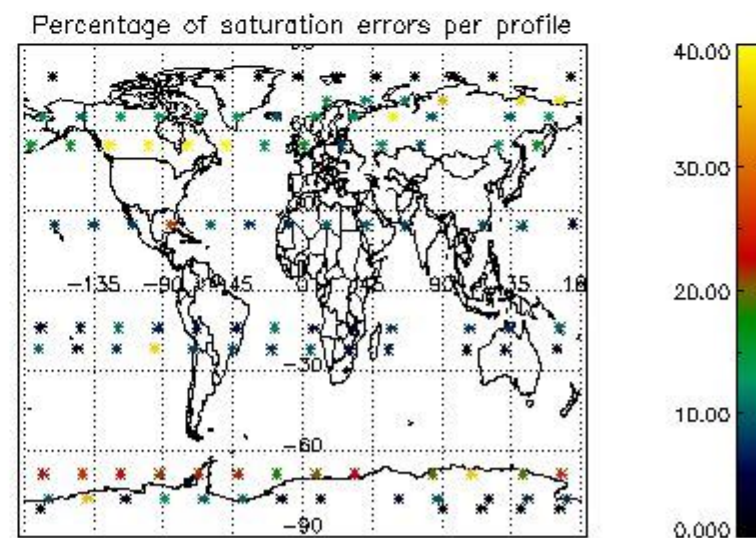
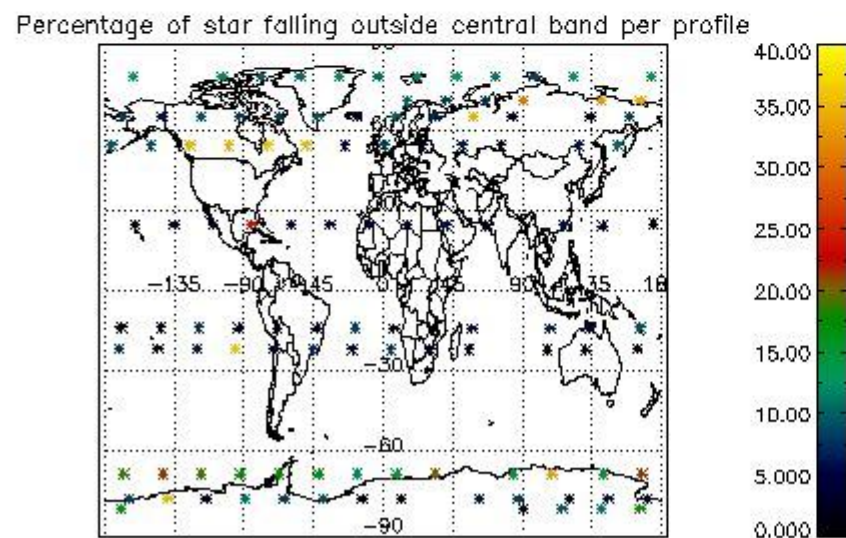
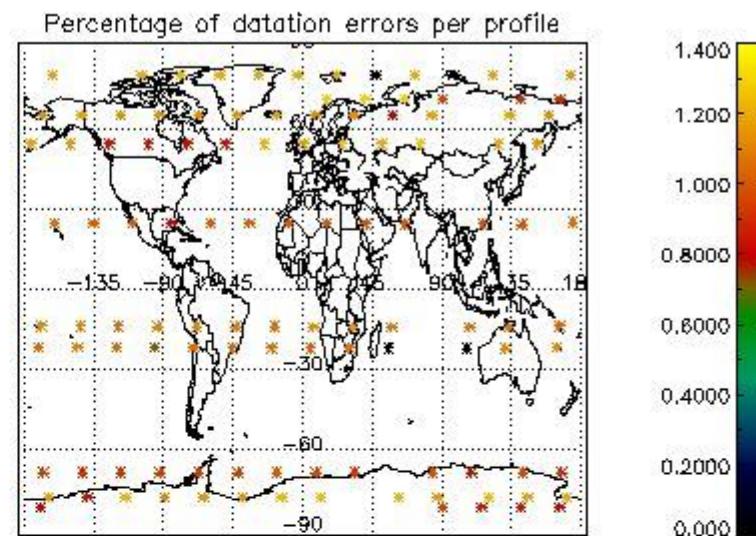
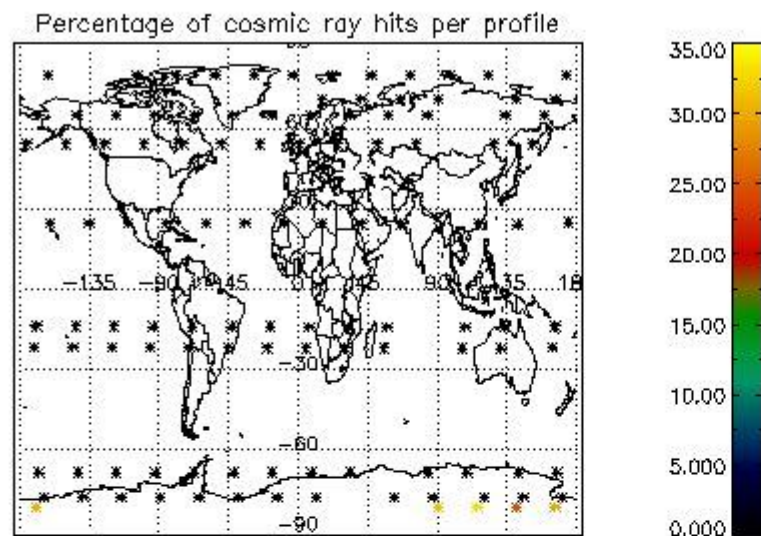


4.2 Plot quality information per product coming from level 1b processing (world map)

4.2.1 Plot level 1 quality information per product (world map): ENVISAT ASCENDING passes



4.2.2 Plot level 1 quality information per product (world map): ENVISAT DESCENDING passes



5. Trace gas profiles

5.1 Ozone statistics based on quality of products

The final quality of the products can be "measured" using the STD (Standard Deviation) attached to every point profile. This information is written to the parameter GOM_NL__2P/NL_LOCAL_SPECIES_DENSITY/o3_std of the level 2 products. The table below shows the statistics for given STD ranges.

The statistics are given with respect to the overall valid production:

- Products without fatal errors: GOM_NL__2P/MPH/PRODUCT_ERR=0
- Valid point profile: GOM_NL__2P/NL_LOCAL_SPECIES_DENSITY/pcd(0)=0

The 'Criteria' is applied to valid points of dark limb products:

- Products in dark limb illumination condition: GOM_NL__2P/NL_SUMMARY_QUALITY/obs_ill_cond=0
- Products without fatal errors: GOM_NL__2P/MPH/PRODUCT_ERR=0
- Valid point profile: GOM_NL__2P/NL_LOCAL_SPECIES_DENSITY/pcd(0)=0

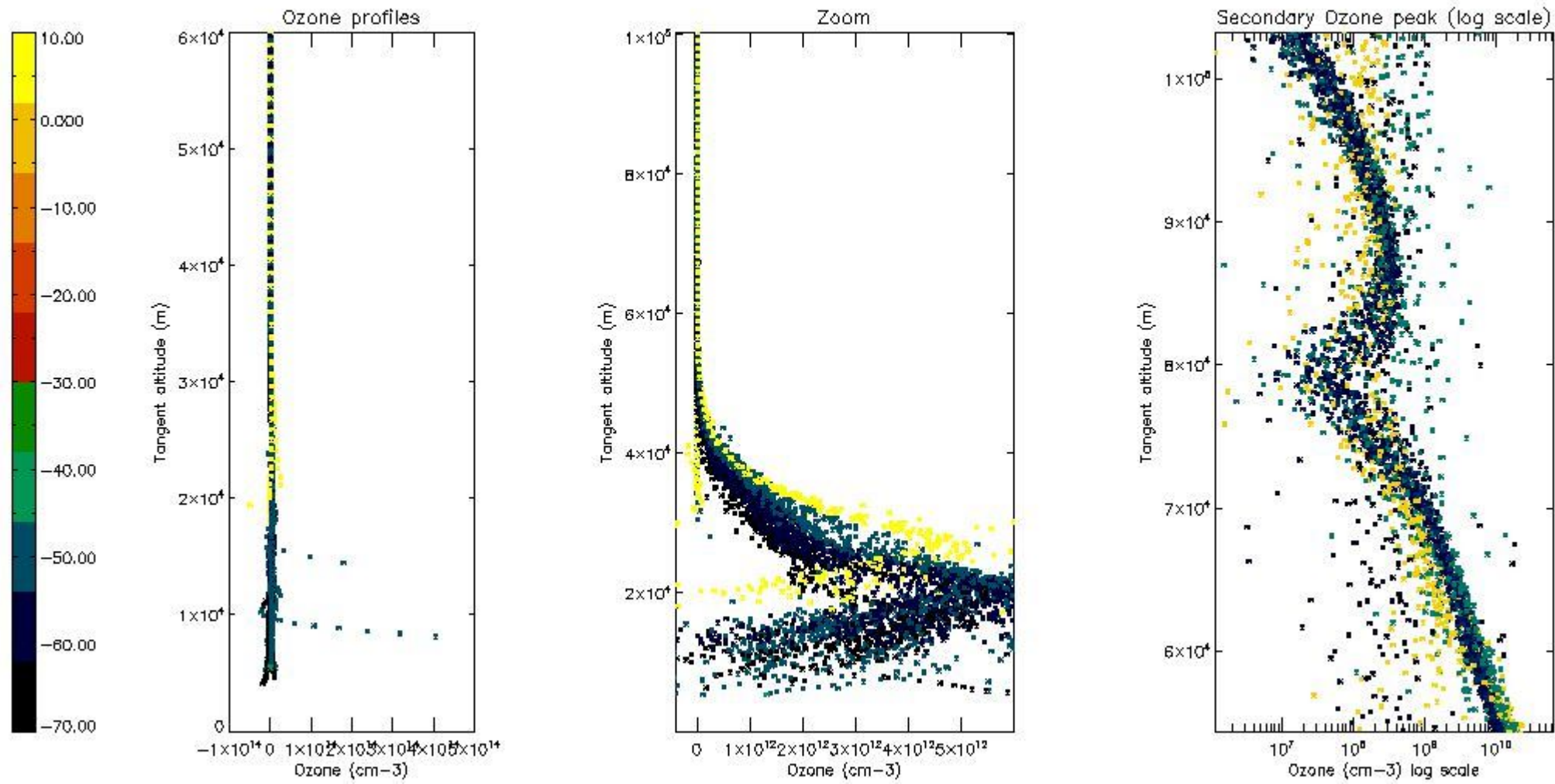
So, the table below shows the percentage of dark limb and valid observations for each criteria with respect to the overall valid daily observations.

| Criteria | % of total production |
|----------|-----------------------|
| All STD | 38 |
| STD < 20 | 21 |

| | |
|----------|----|
| STD < 10 | 17 |
| STD < 5 | 11 |

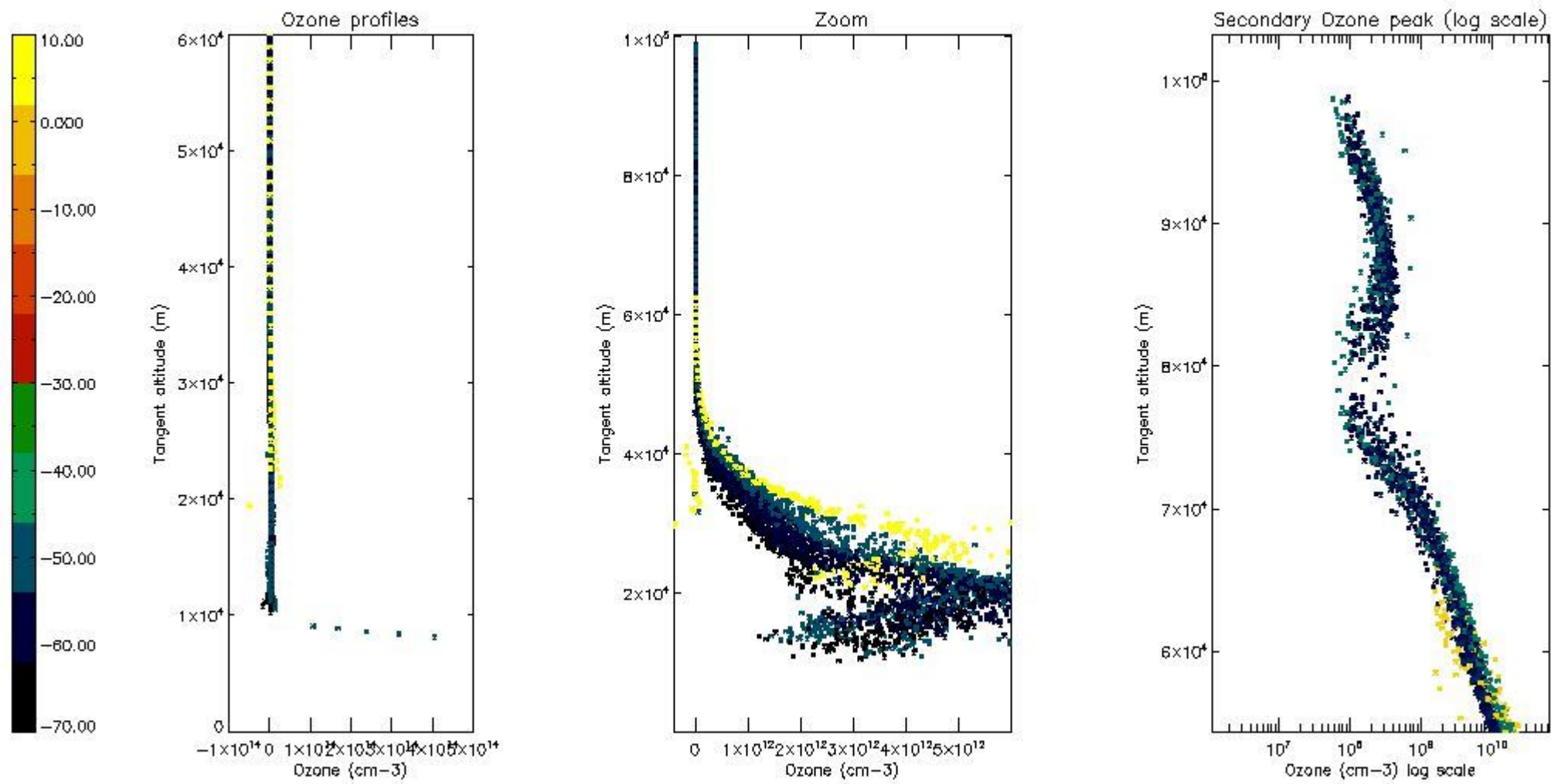
5.2 Plot ozone profiles for all STD (dark without errors)

The colorbar represents the latitude.



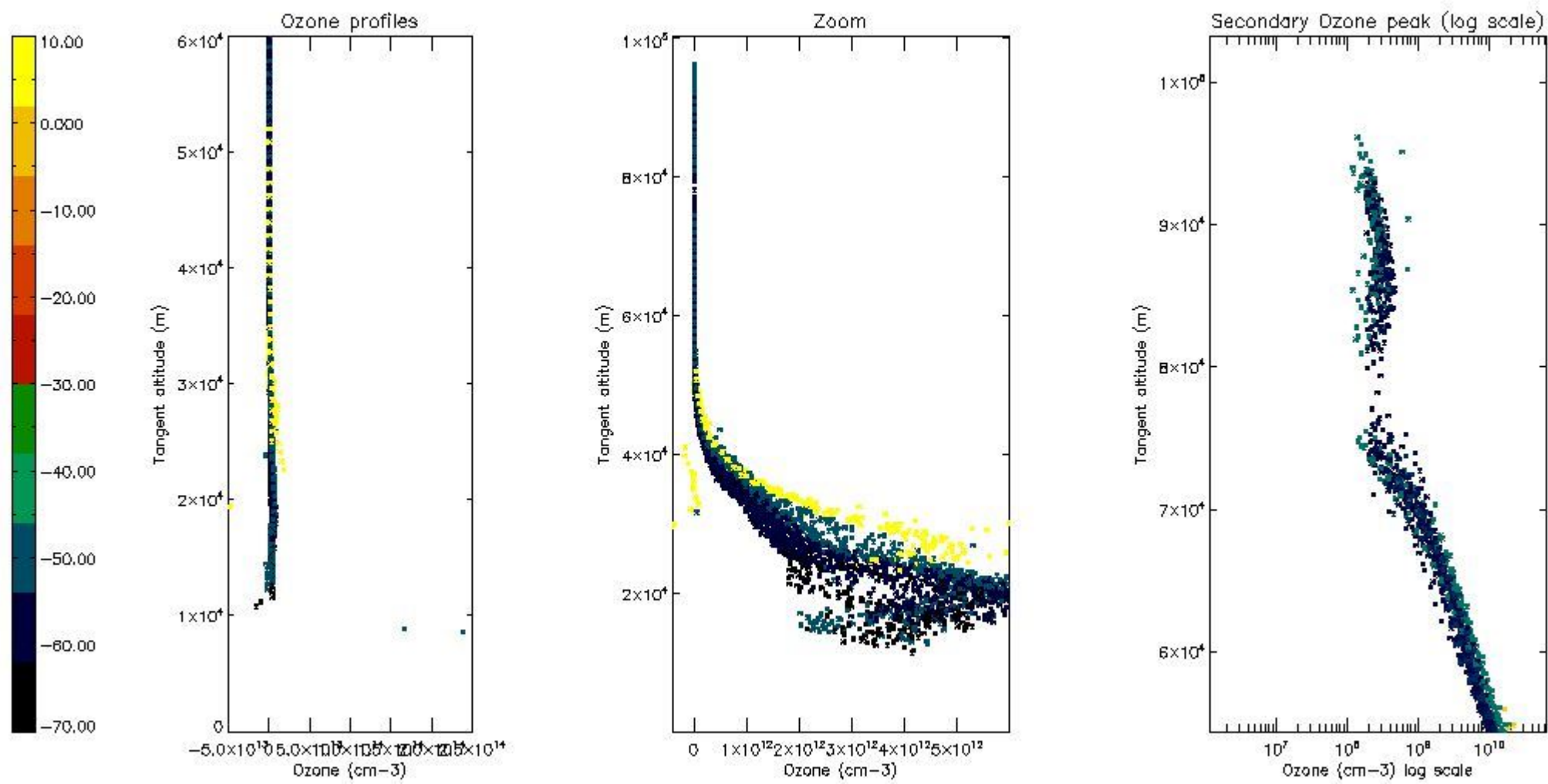
5.3 Plot ozone profiles where STD < 20% (dark without errors)

The colorbar represents the latitude.



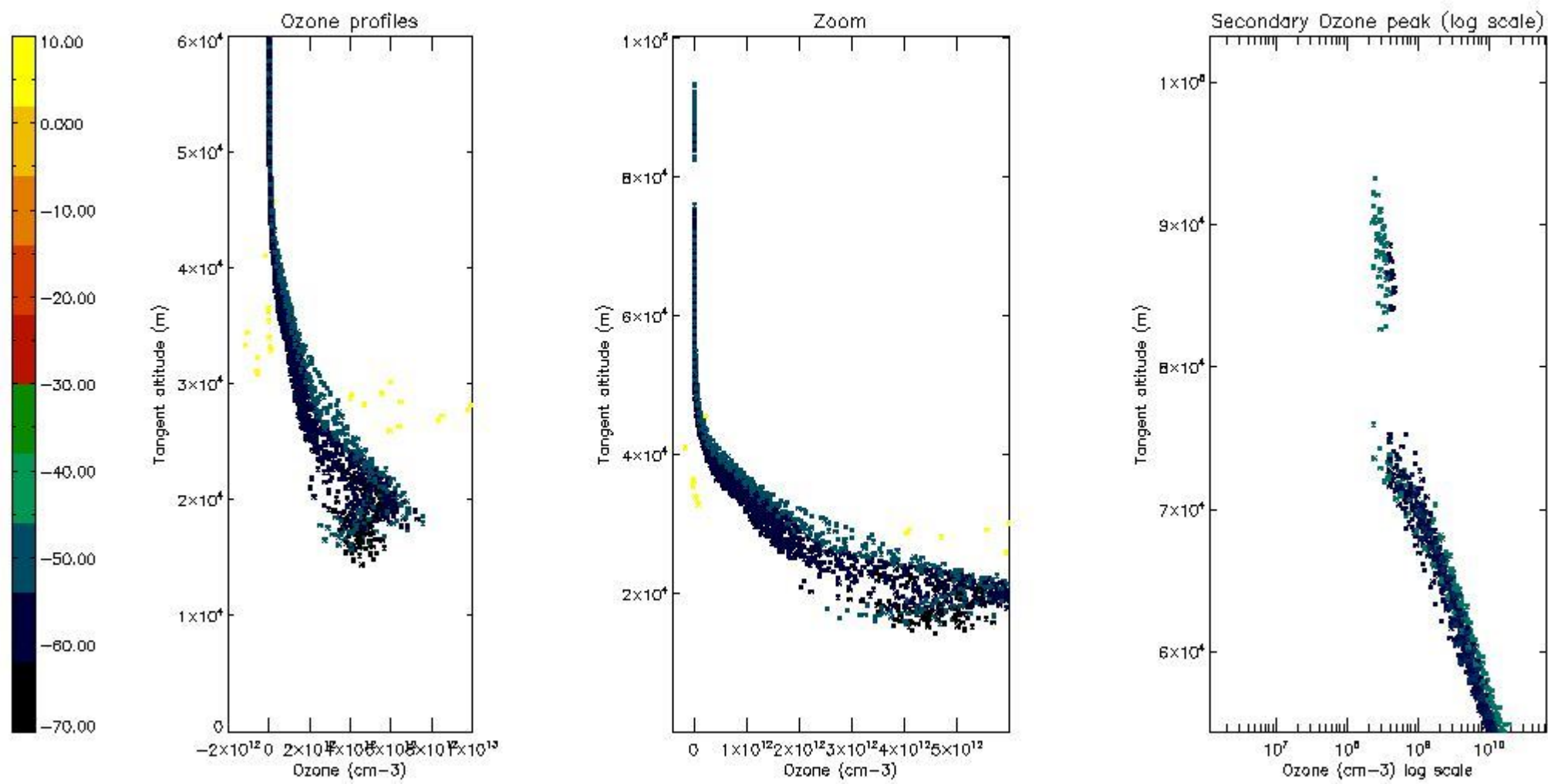
5.4 Plot ozone profiles where $STD < 10\%$ (dark without errors)

The colorbar represents the latitude.



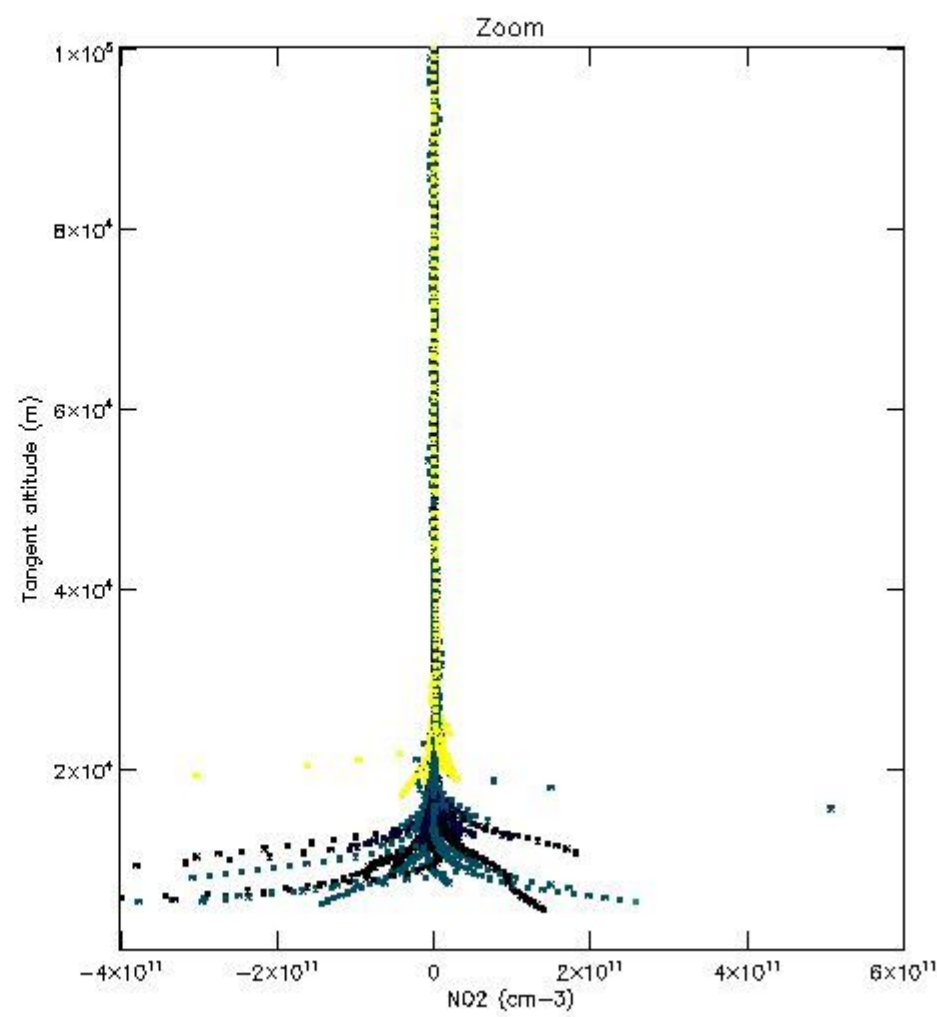
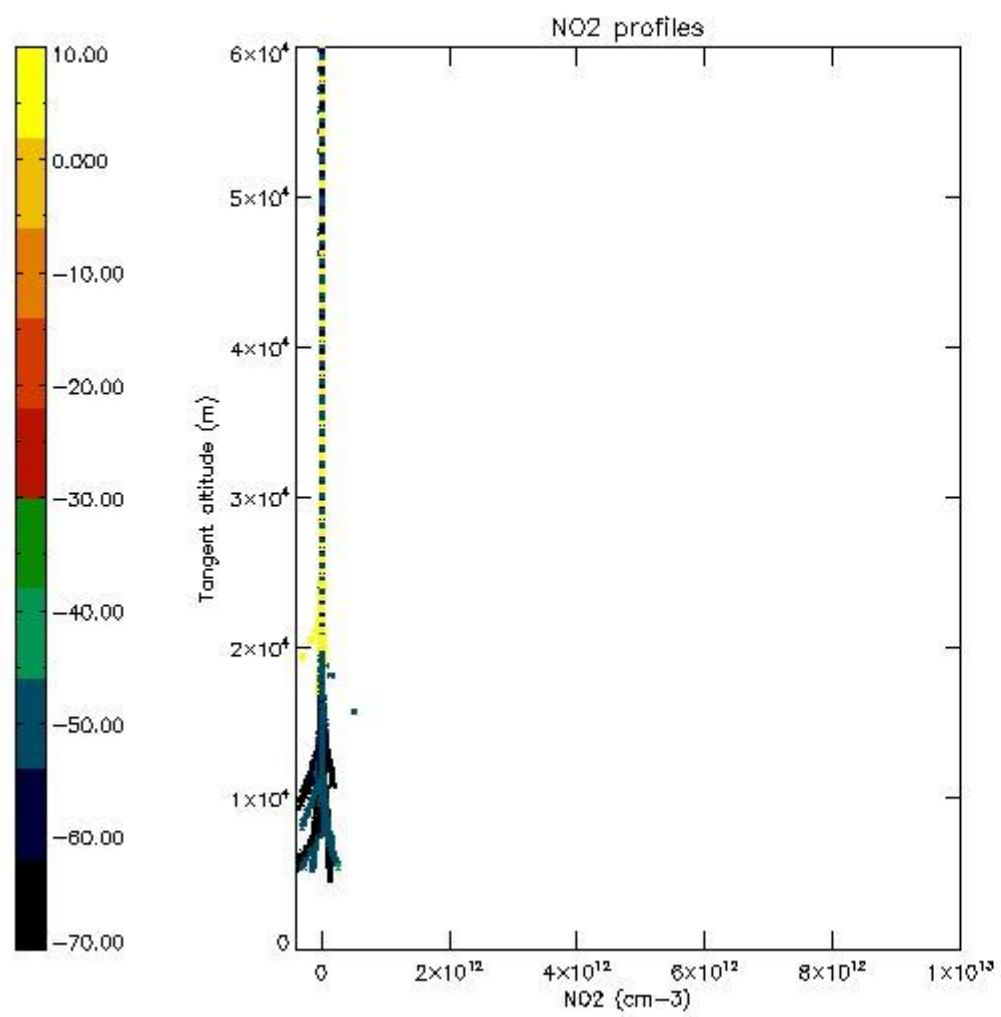
5.5 Plot ozone profiles where $STD < 5\%$ (dark without errors)

The colorbar represents the latitude.



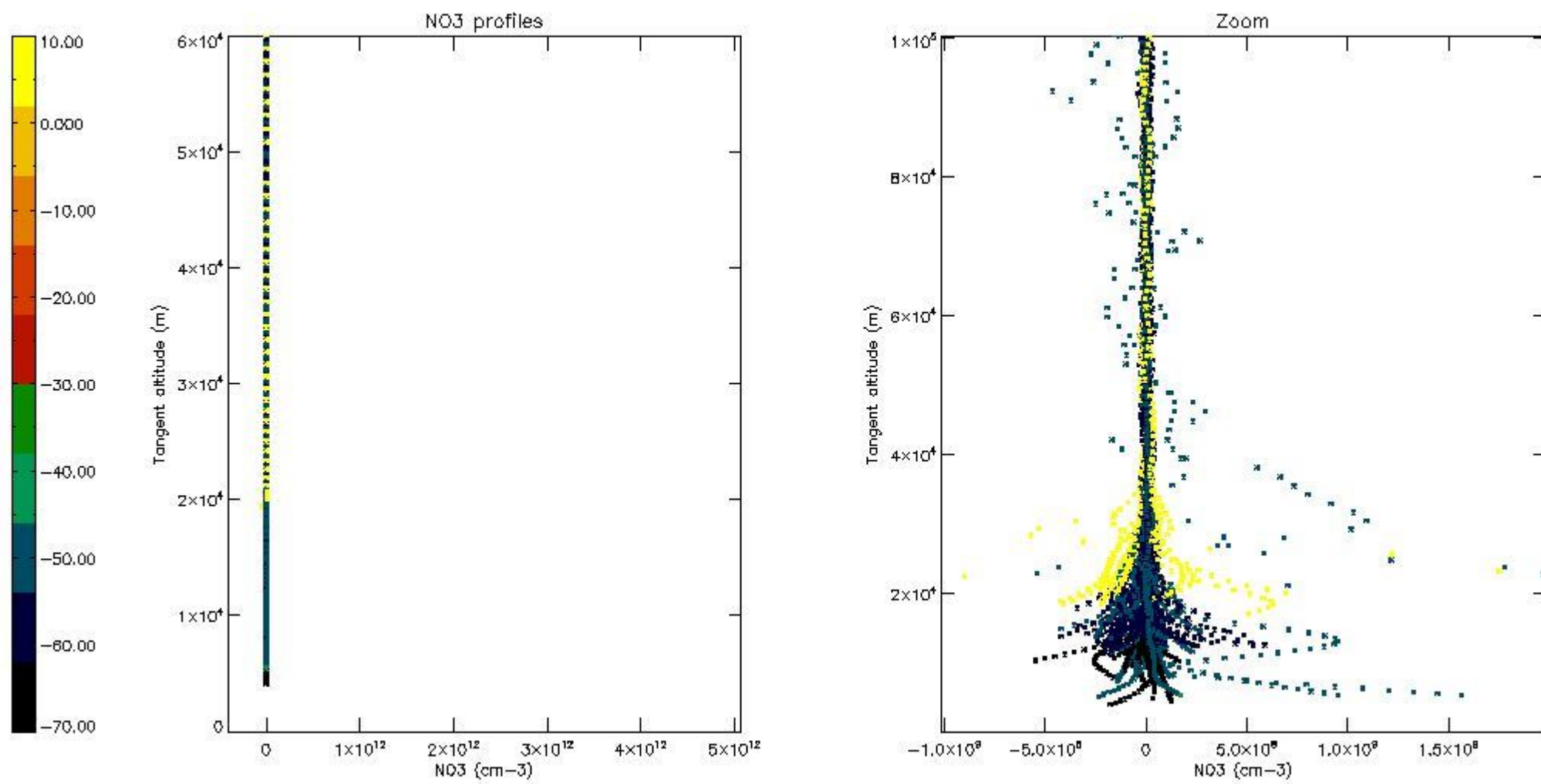
5.6 Plot NO₂ profiles for all STD (dark without errors)

The colorbar represents the latitude.



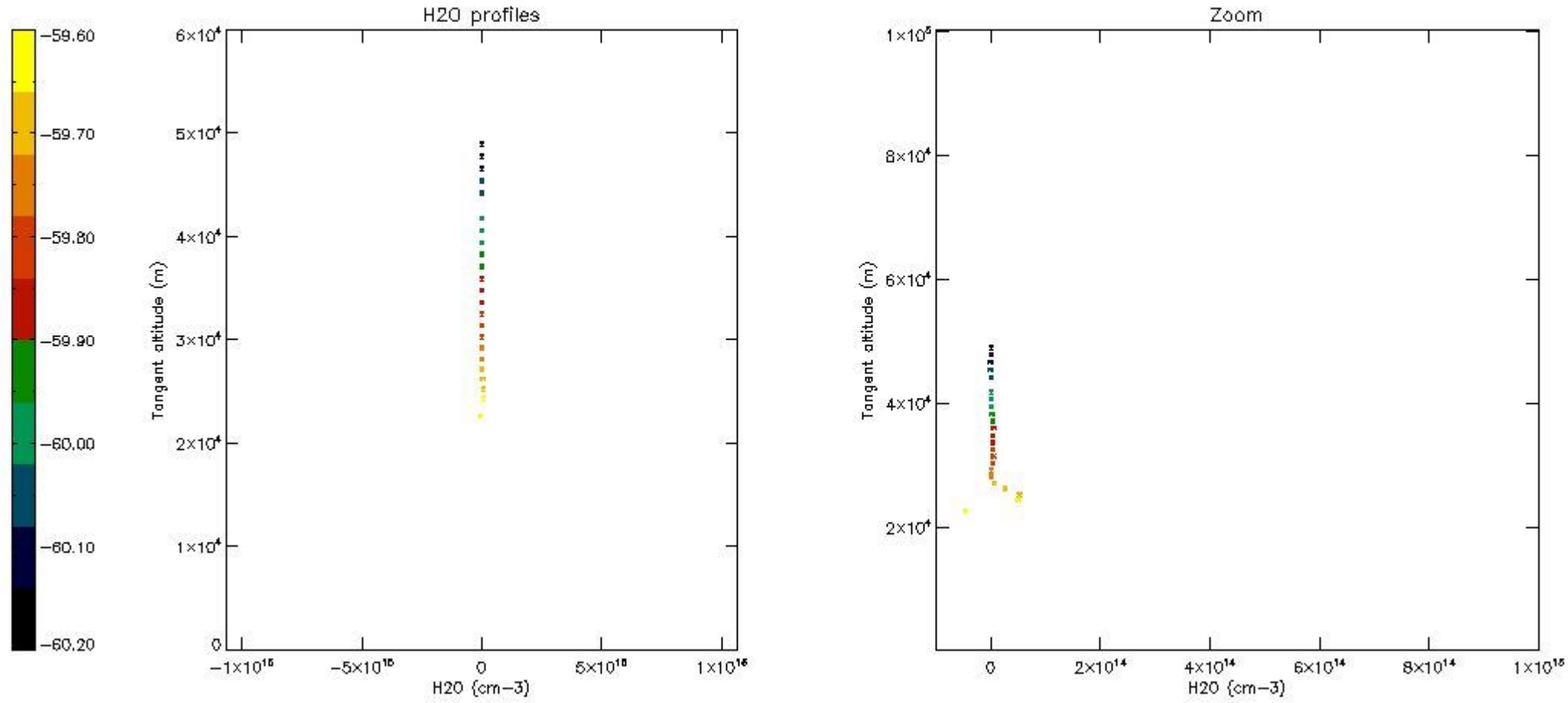
5.7 Plot NO3 profiles for all STD (dark without errors)

The colorbar represents the latitude.



5.8 Plot H2O profiles for all STD (only for occultations of stars 1,2,3,4,13,14,16,26,63 dark without errors)

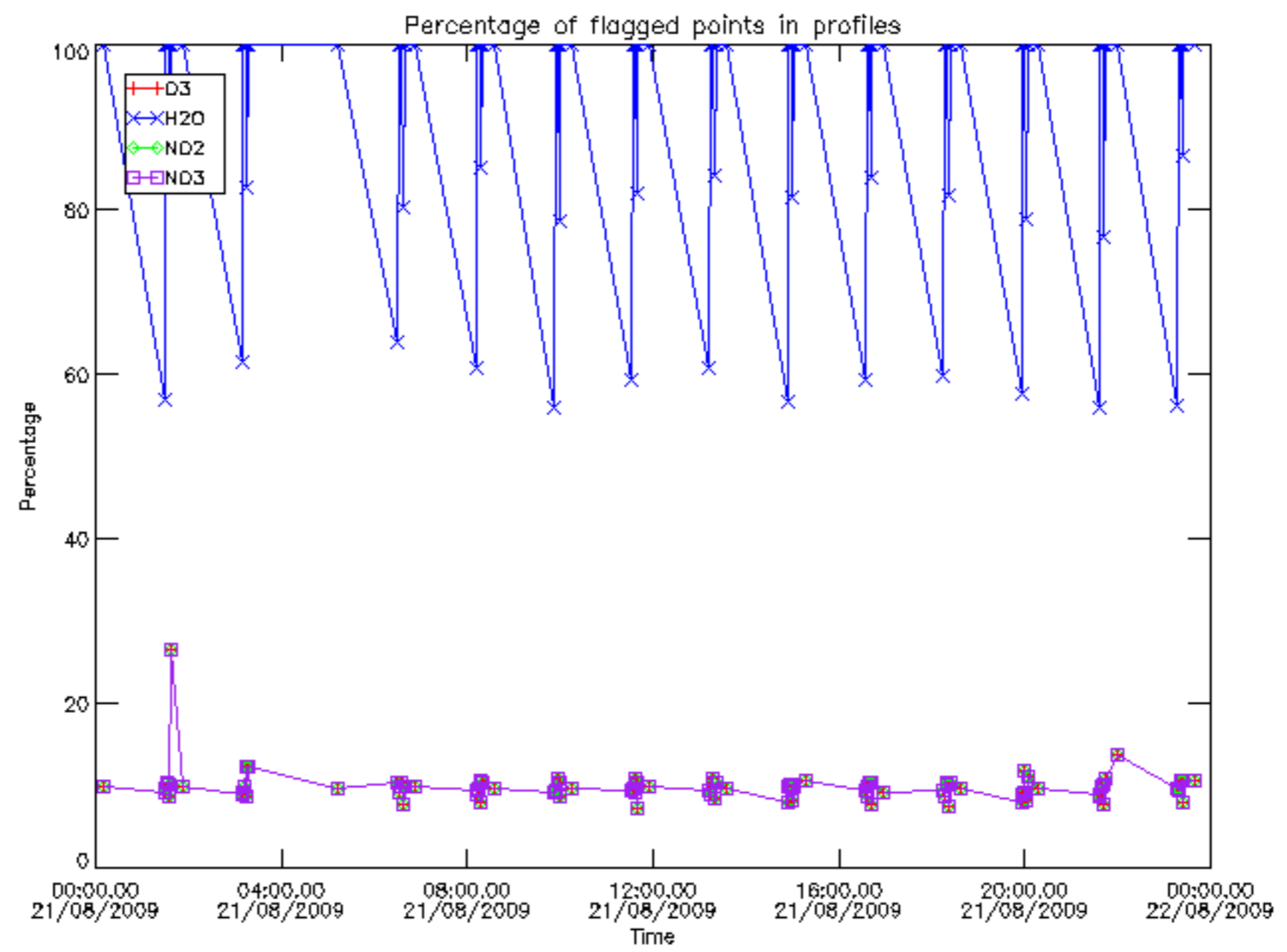
The colorbar represents the latitude.



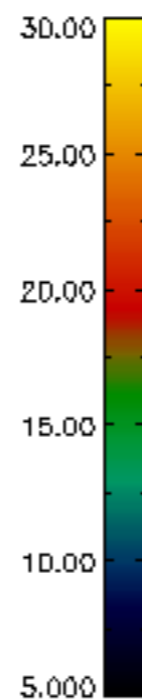
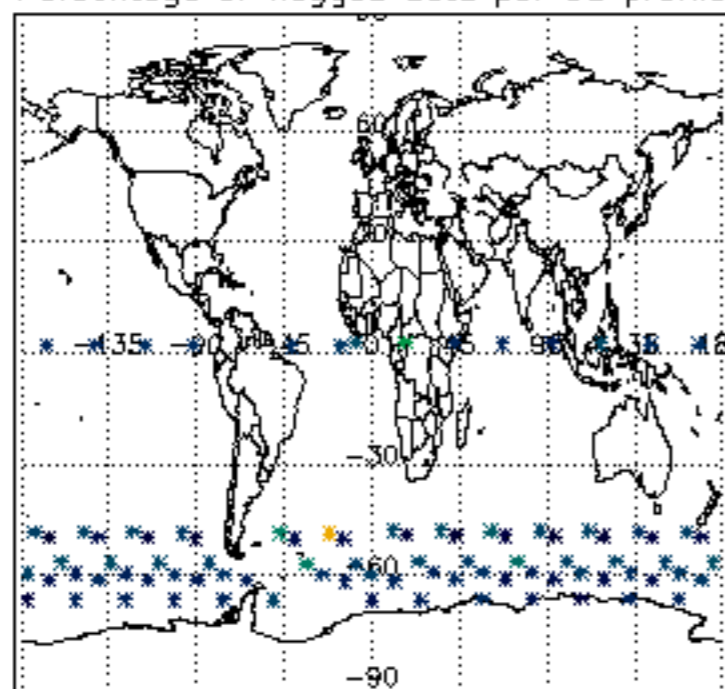
6. Auxiliary Data Files used for the production reported in section 2

The number reported in the third column indicates since which file (see list in section 2) the corresponding auxiliary file has been used. The fourth column is the date of those product files.

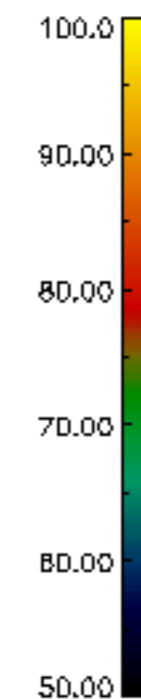
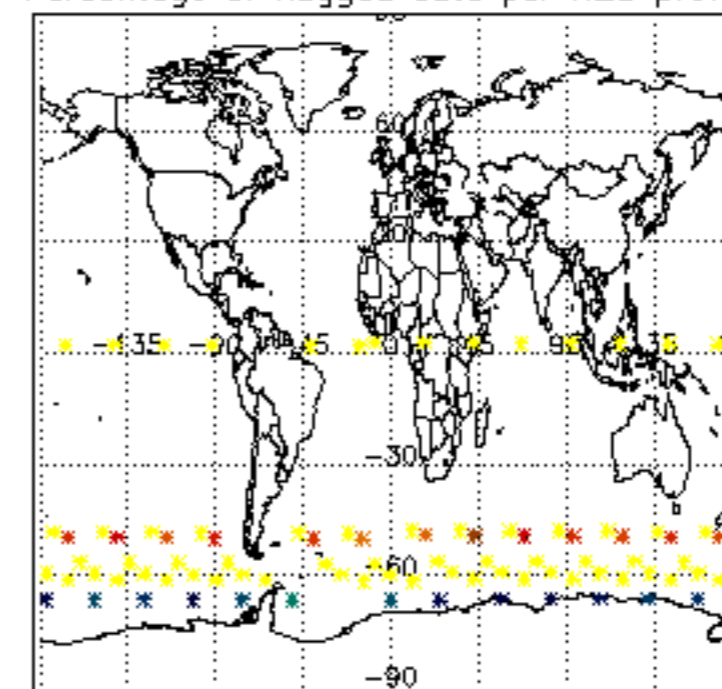
| Type | Auxiliary Filename | Used since product | Used since product date |
|---------------------------|---|--------------------|-------------------------|
| INST_PHYS_CHARACTERISTICS | GOM_INS_AXVIEC20091111_143220_20030716_120000_20500101_000000 | 1 | 21-AUG-2009 00:10:51 |
| LEVEL-2_PROC_CONFIG | GOM_PR2_AXVIEC20091111_152718_20020301_000000_20500101_000000 | 1 | 21-AUG-2009 00:10:51 |
| CROSS_SECTIONS_FILE | GOM_CRS_AXVIEC20091111_154832_20020301_000000_20500101_000000 | 1 | 21-AUG-2009 00:10:51 |



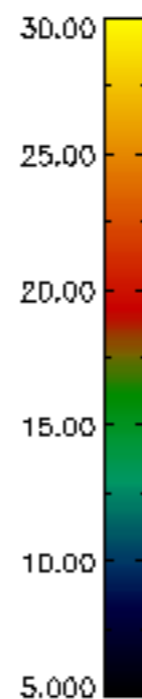
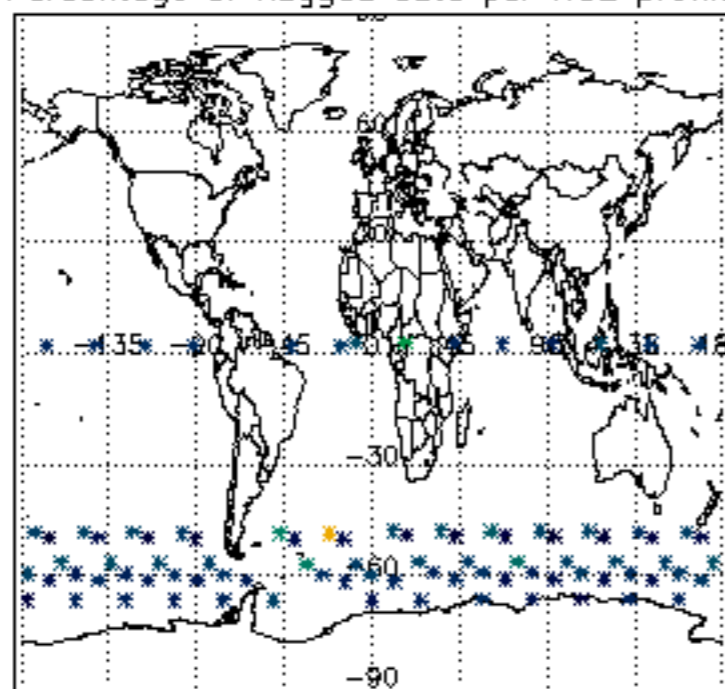
Percentage of flagged data per D3 profile



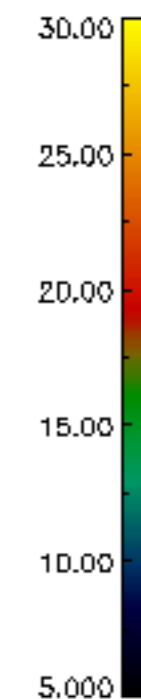
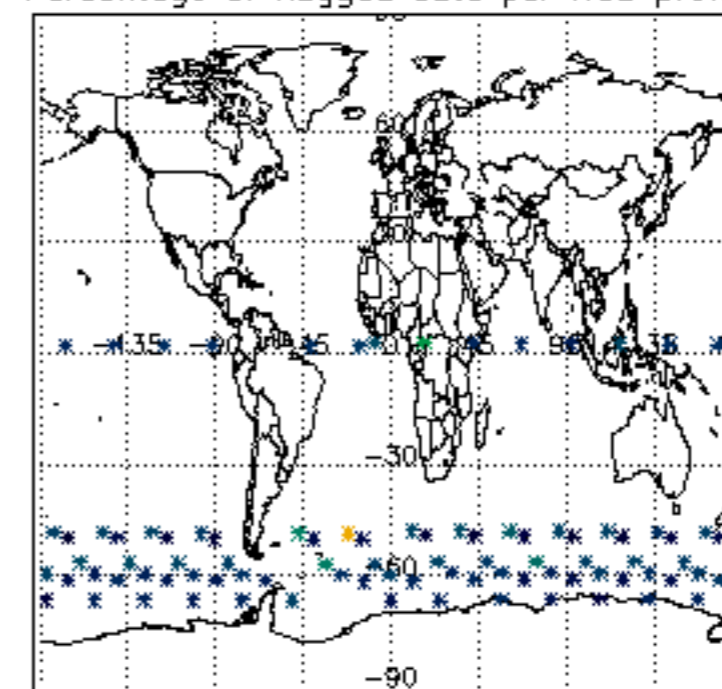
Percentage of flagged data per H2O profile

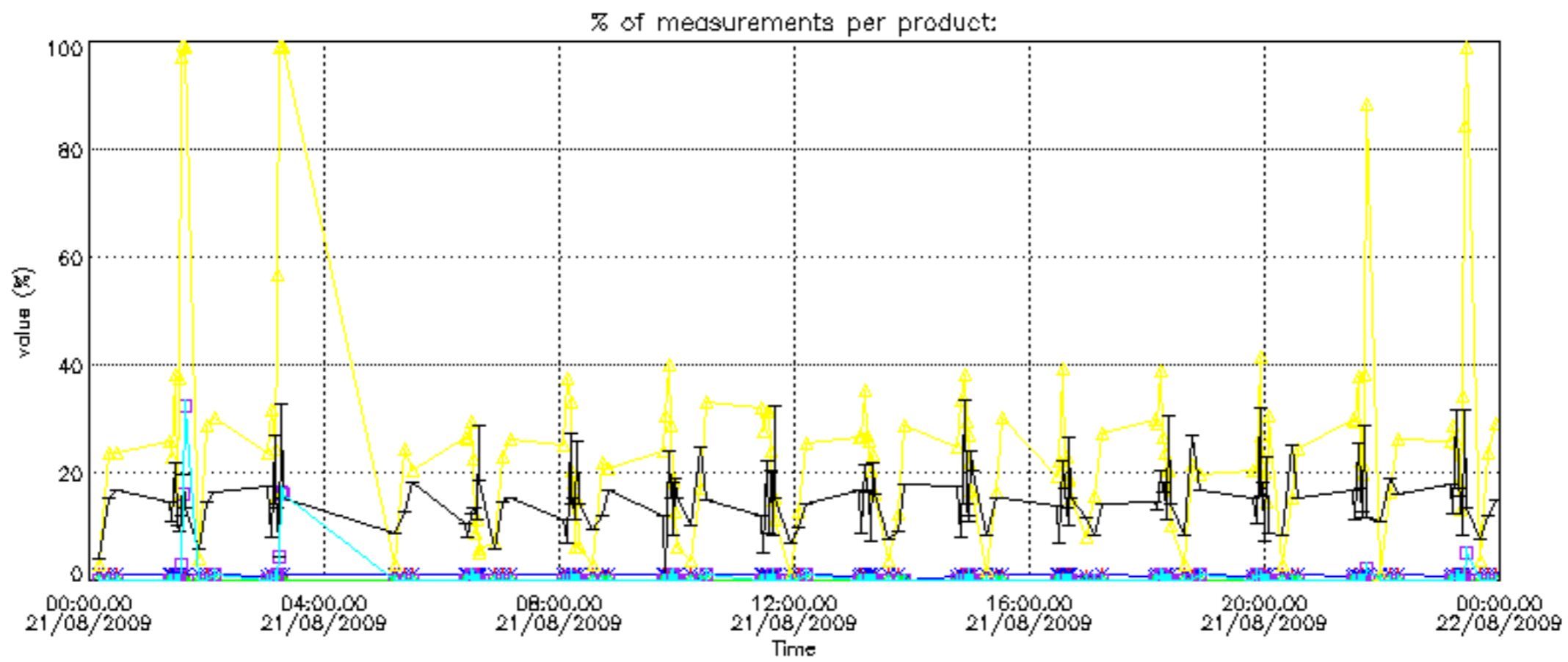


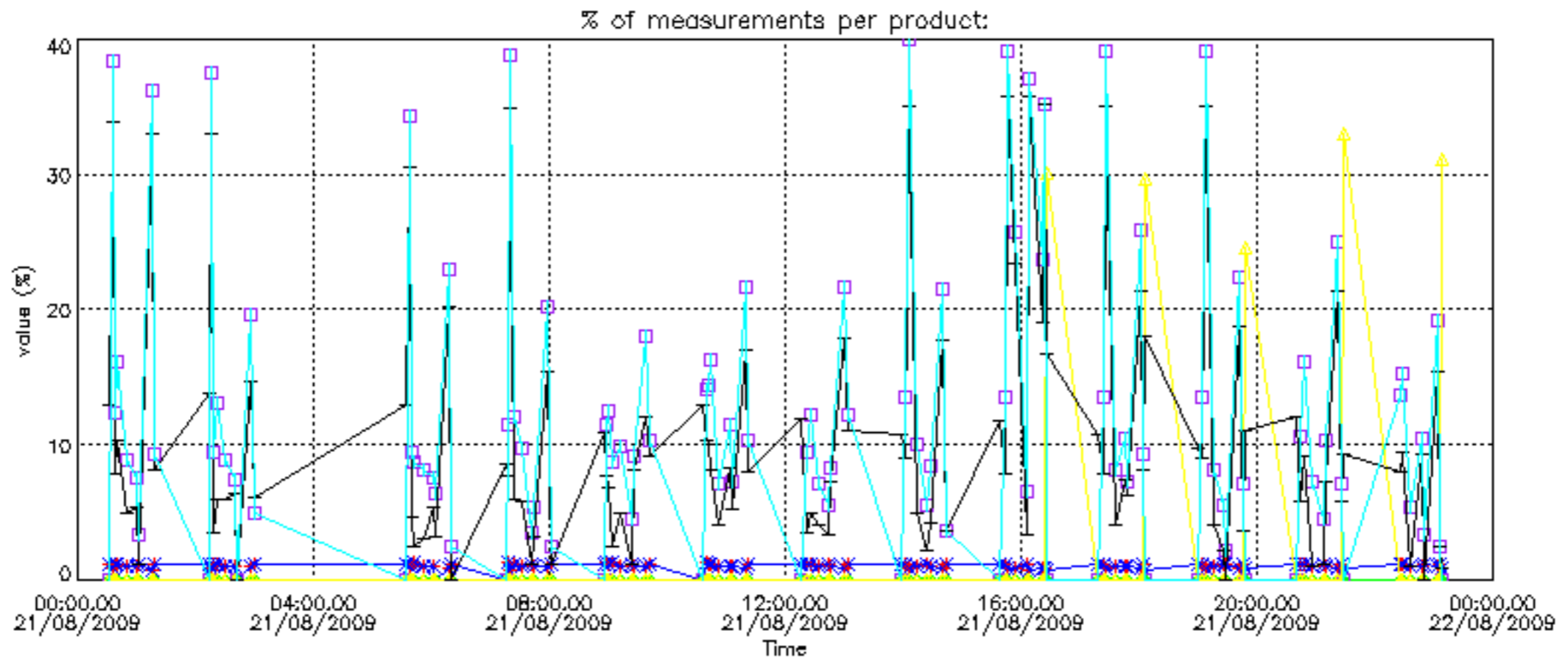
Percentage of flagged data per NO2 profile



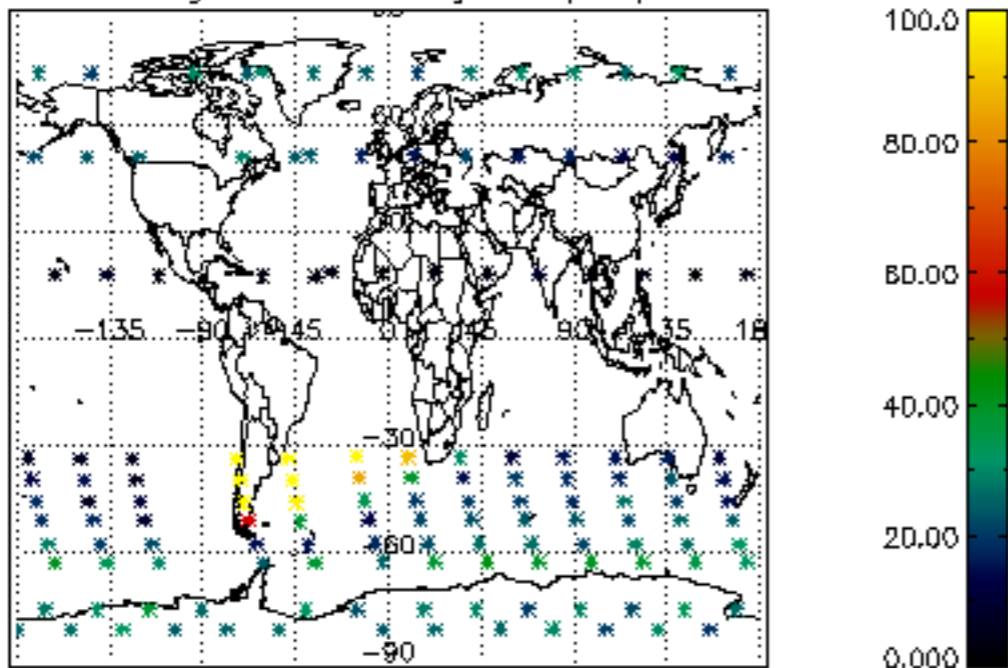
Percentage of flagged data per NO3 profile



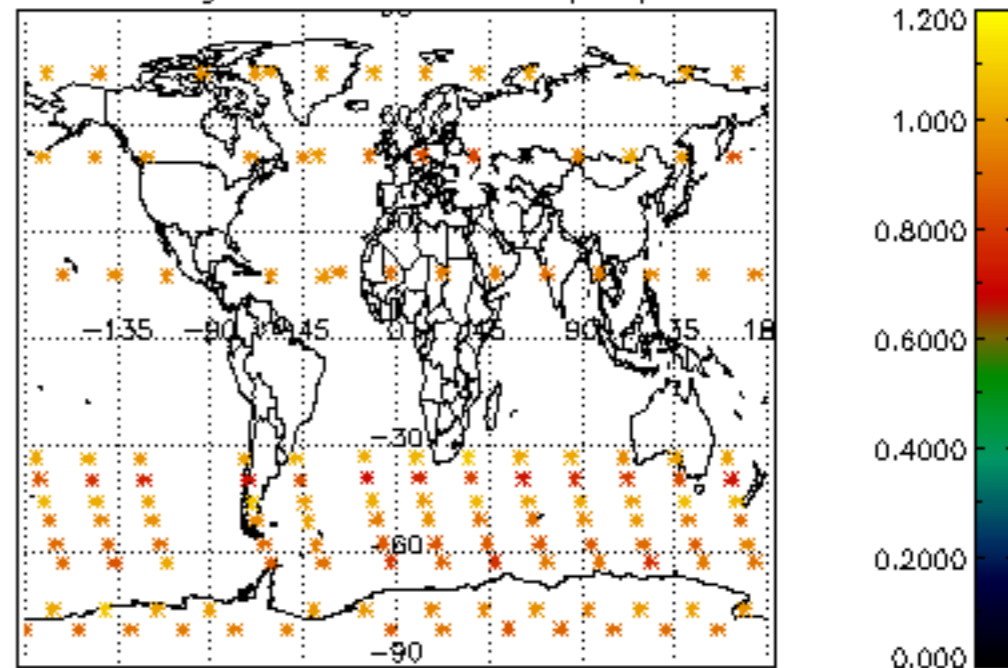




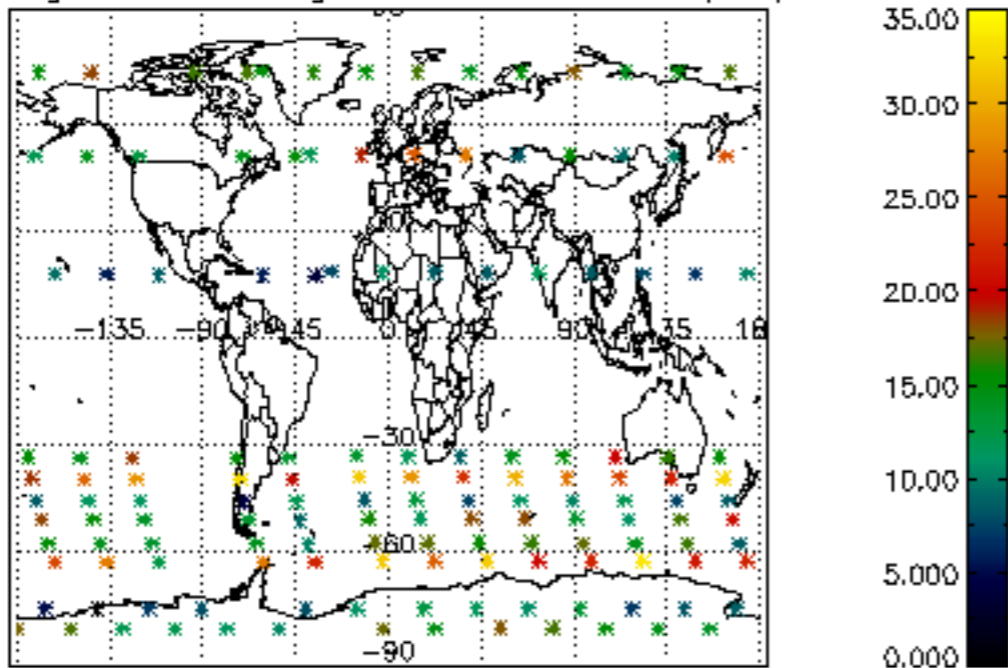
Percentage of cosmic ray hits per profile



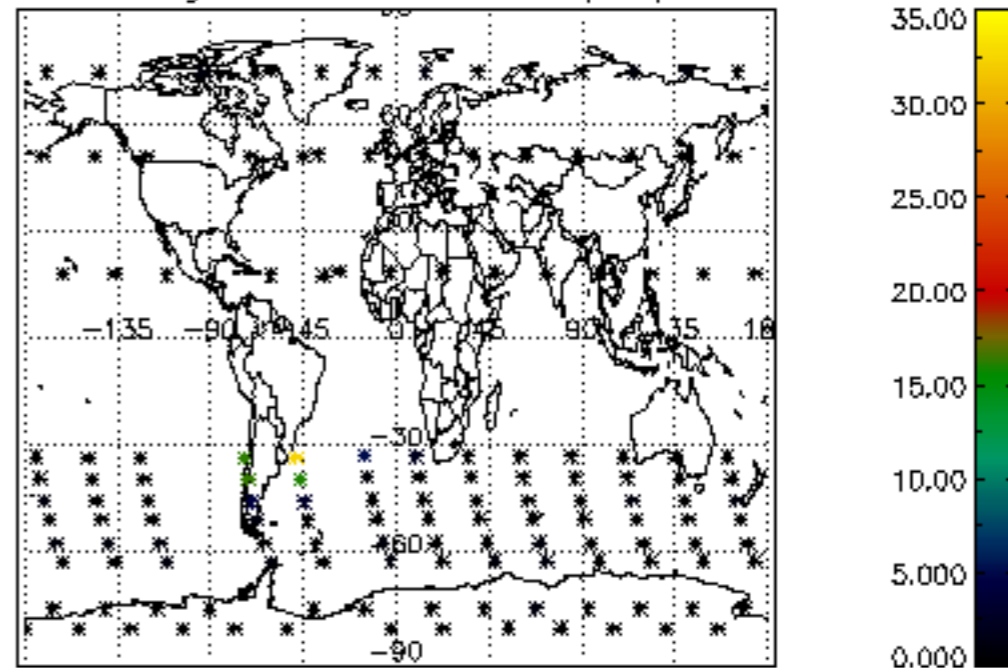
Percentage of datation errors per profile



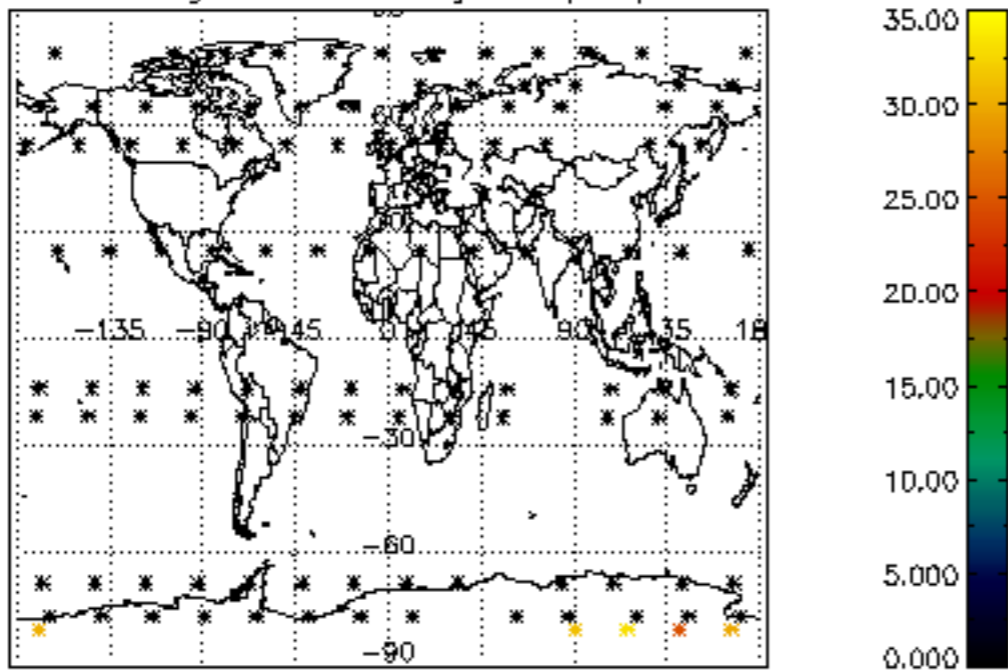
Percentage of star falling outside central band per profile



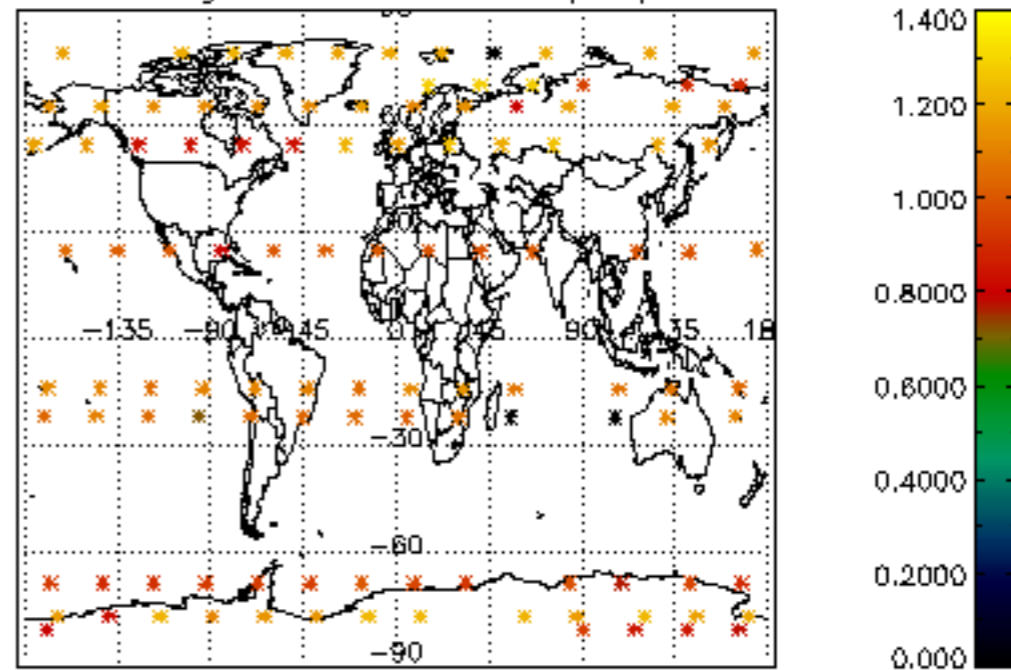
Percentage of saturation errors per profile



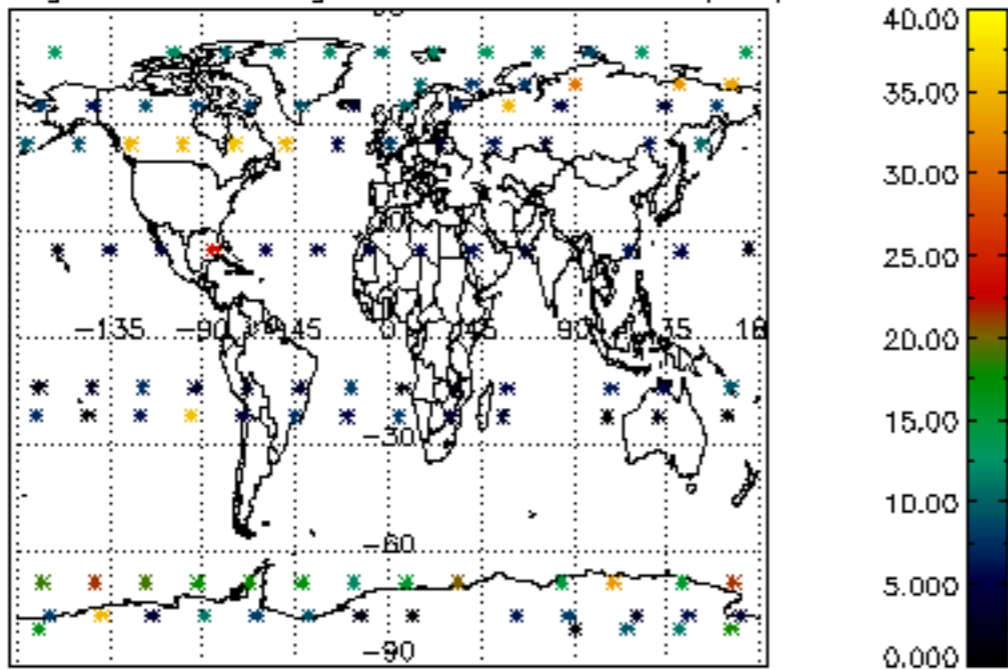
Percentage of cosmic ray hits per profile



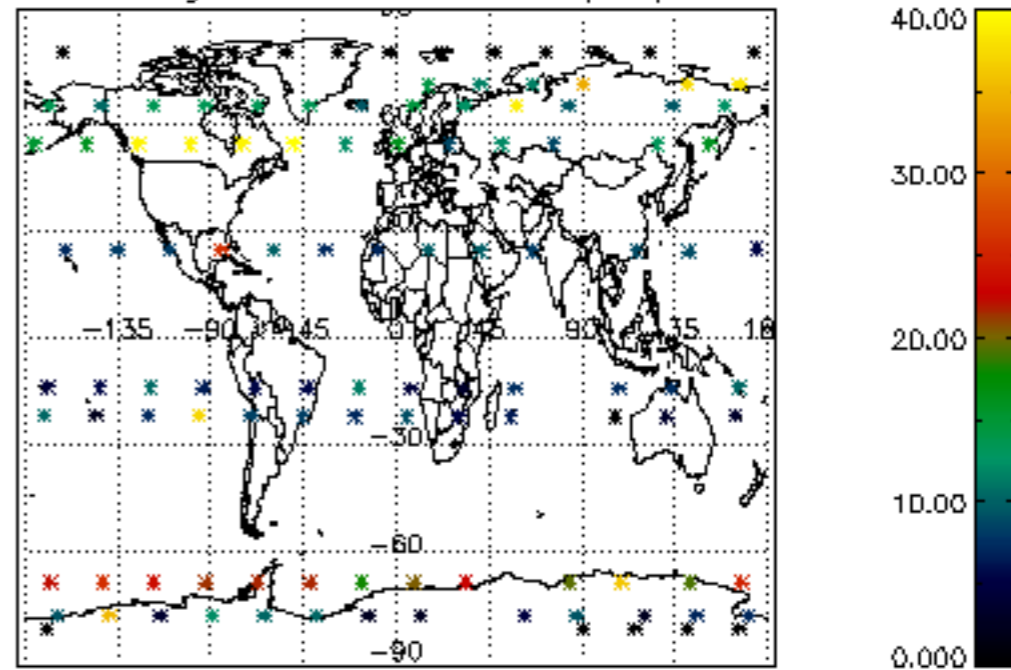
Percentage of datation errors per profile

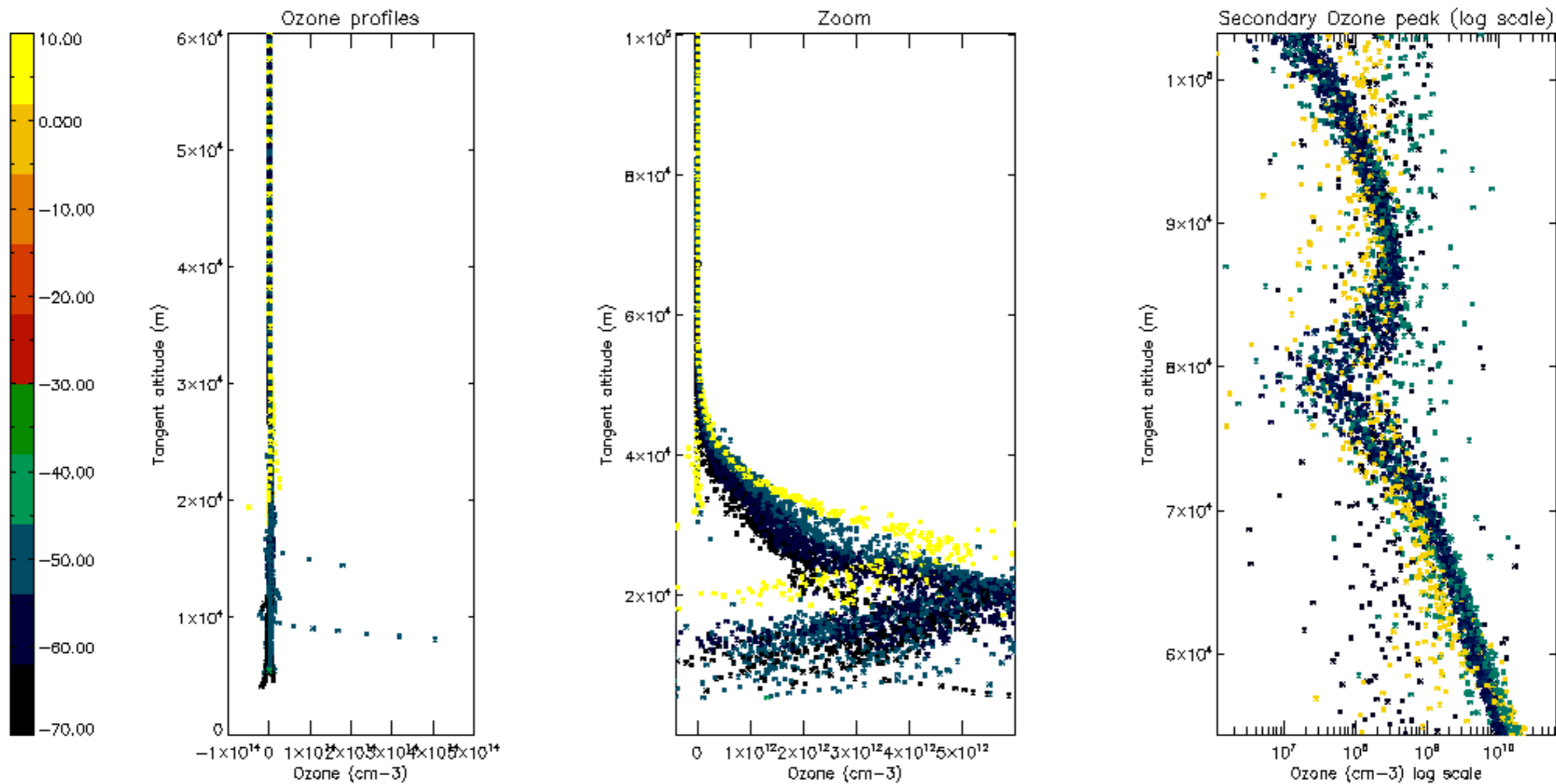


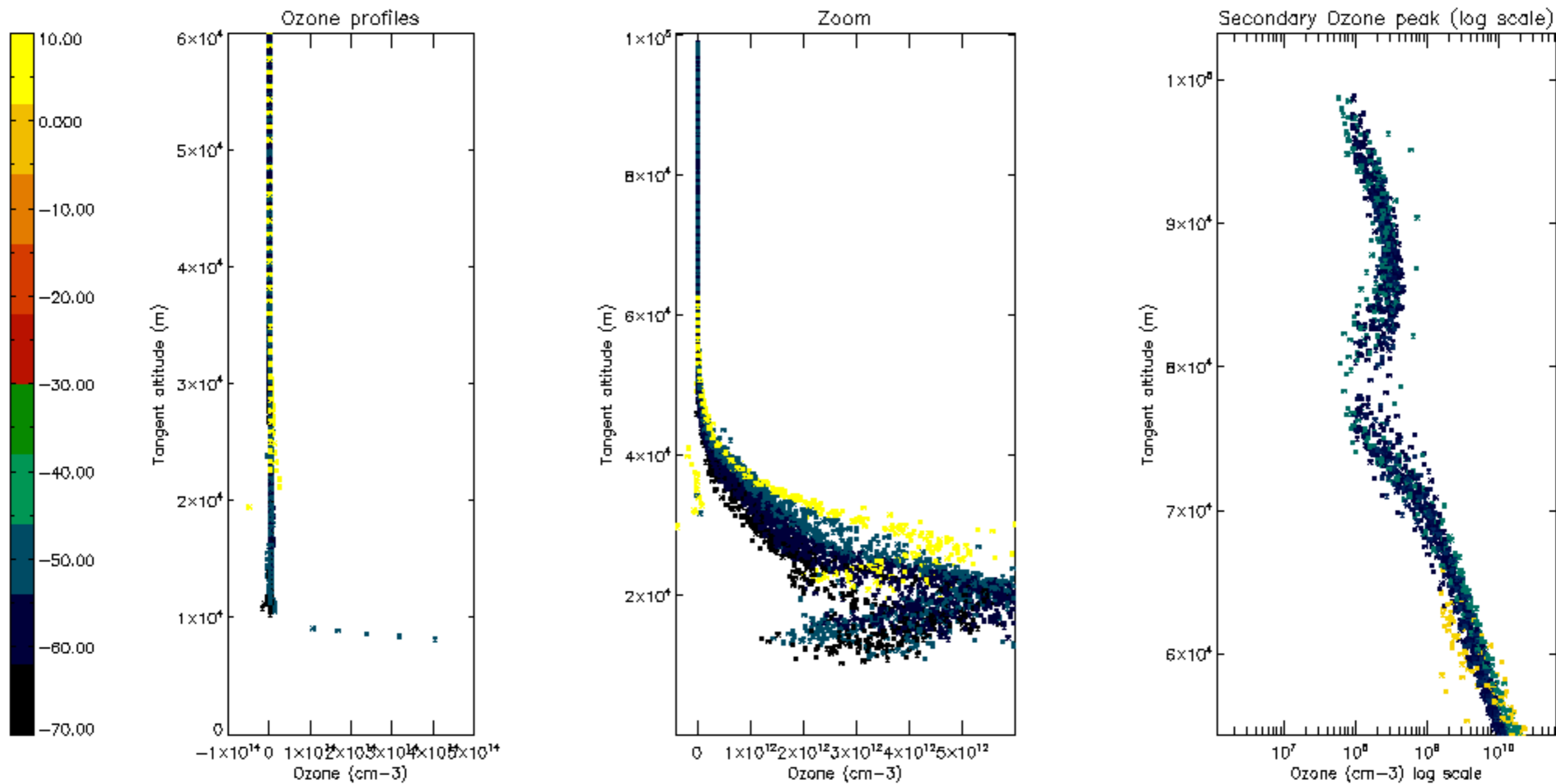
Percentage of star falling outside central band per profile

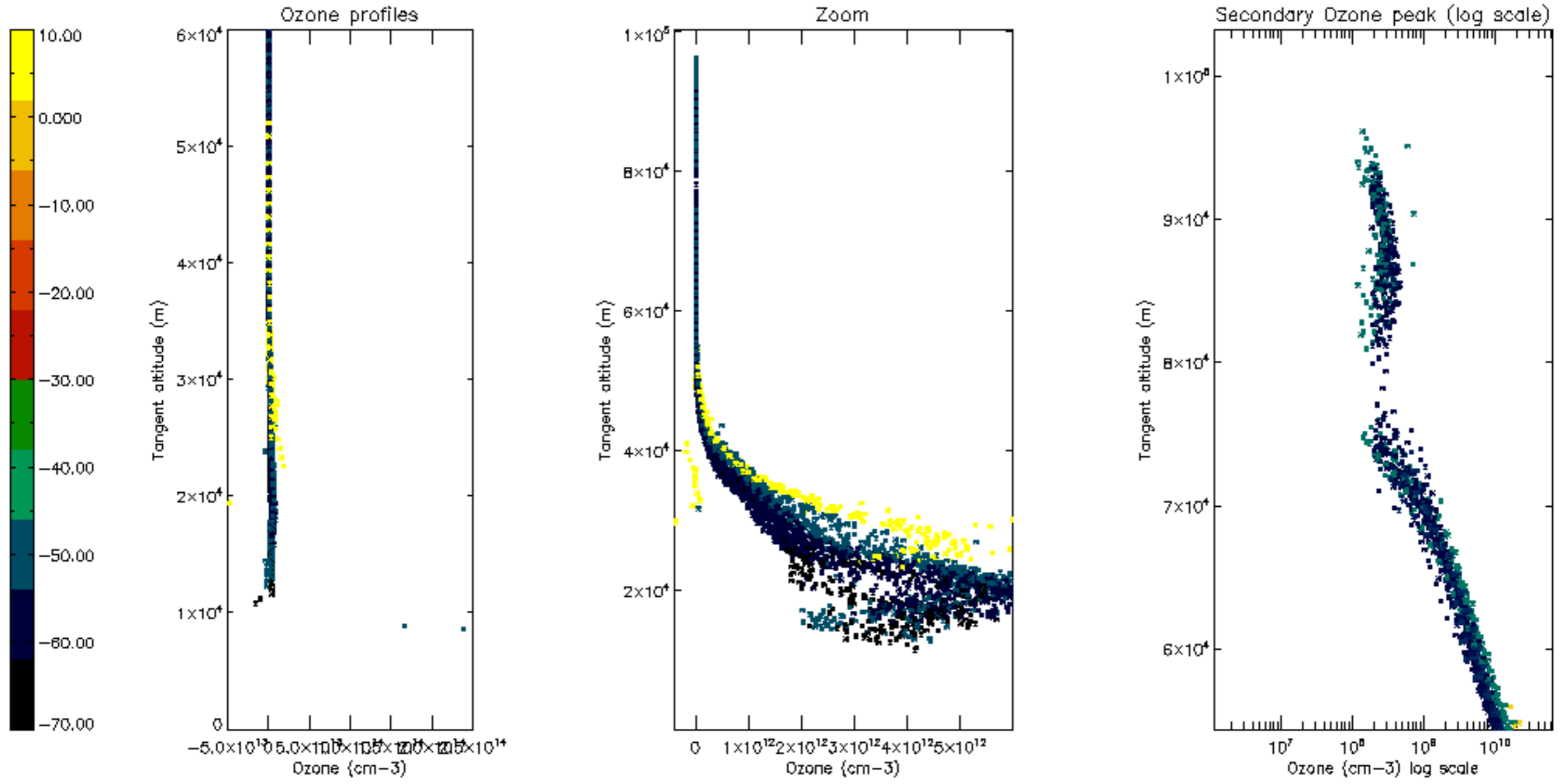


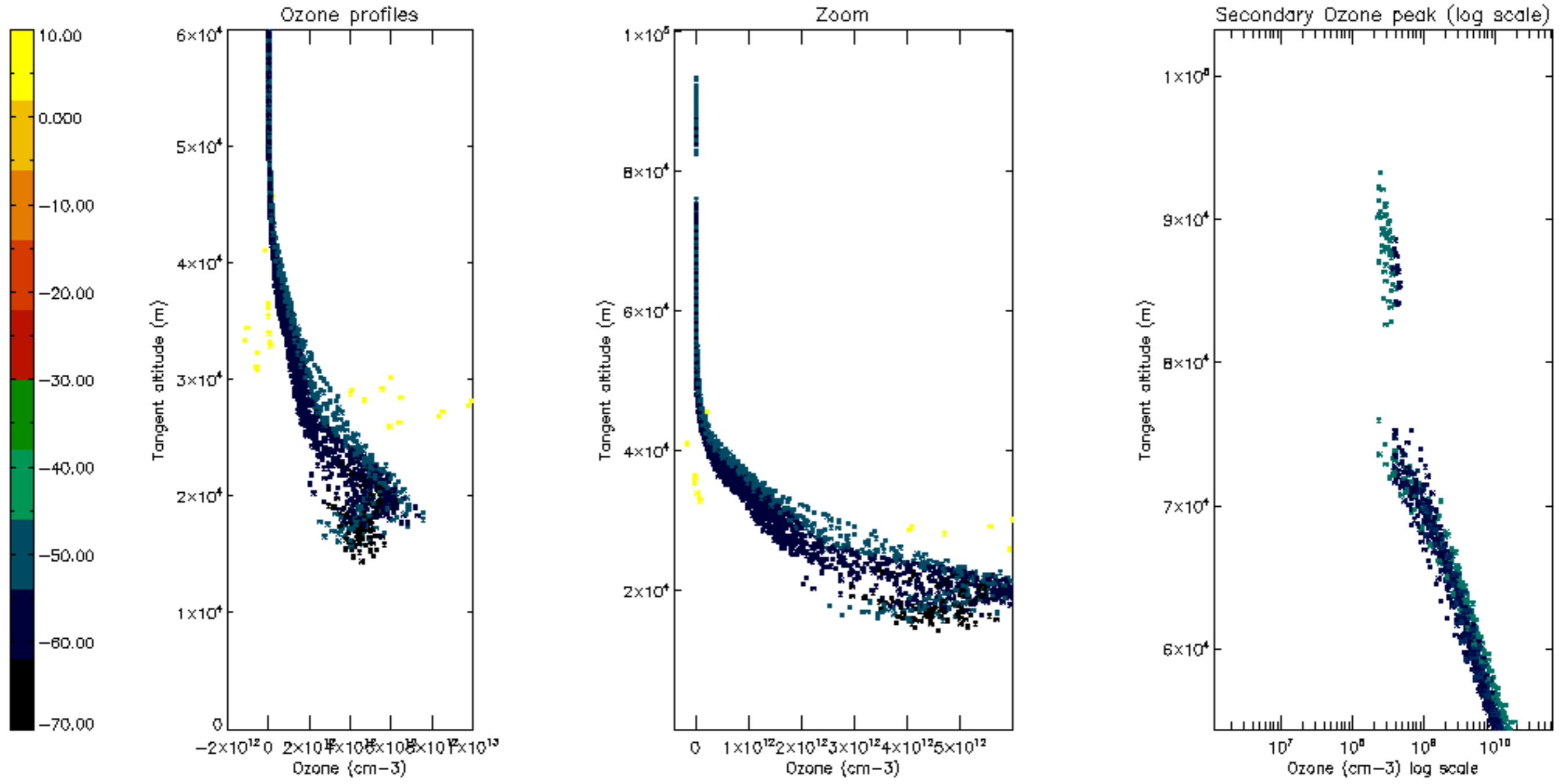
Percentage of saturation errors per profile

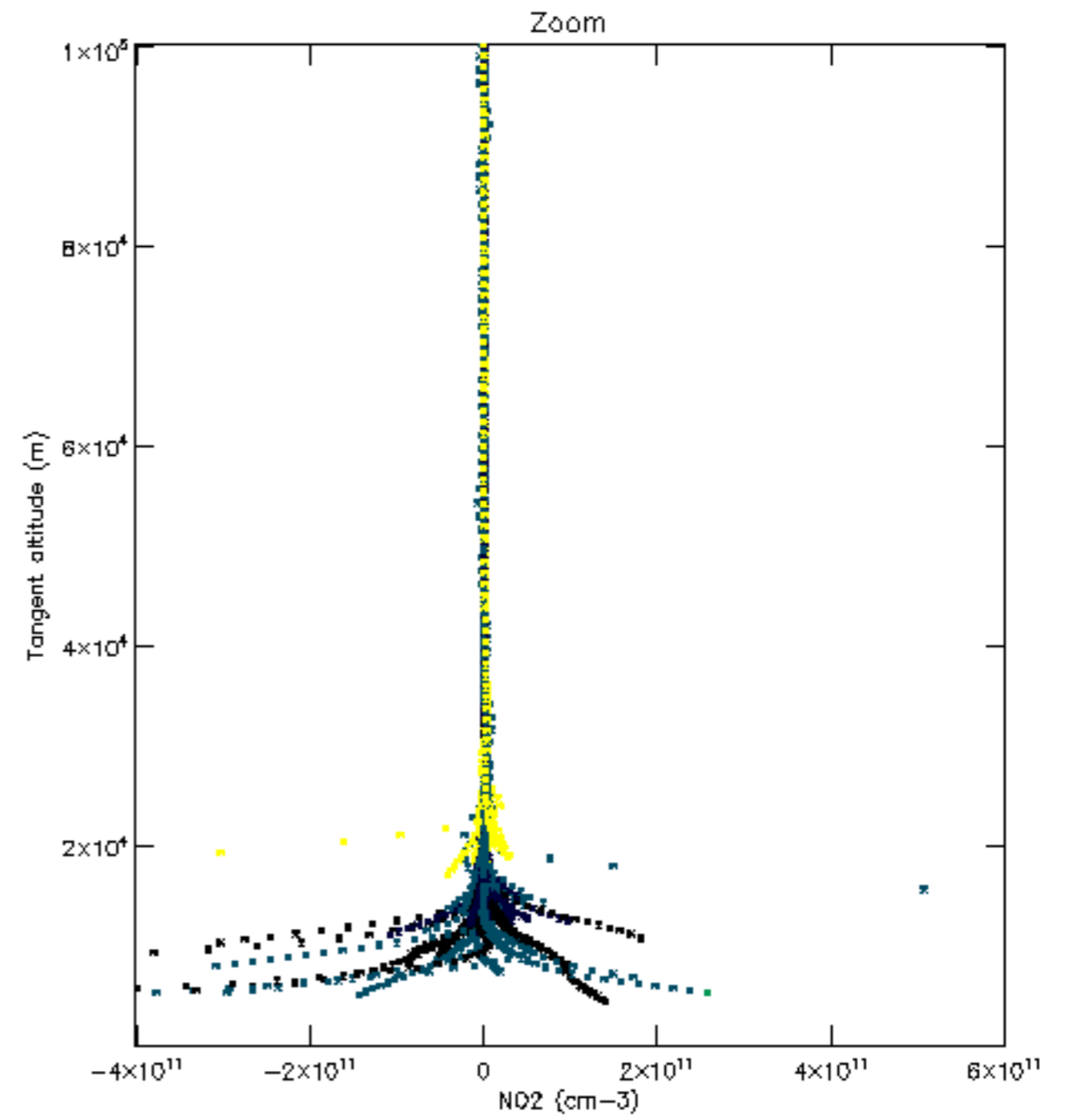
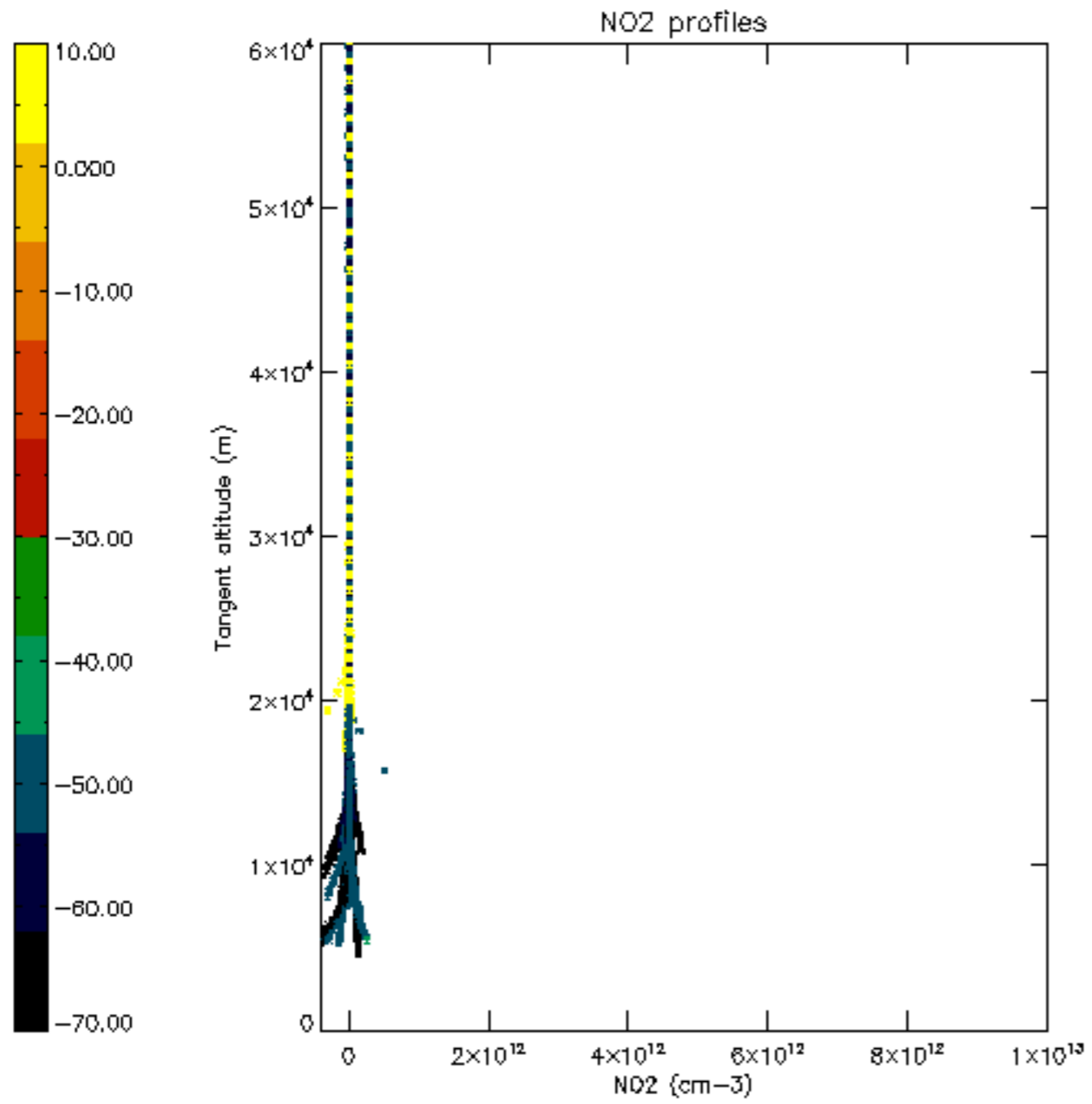


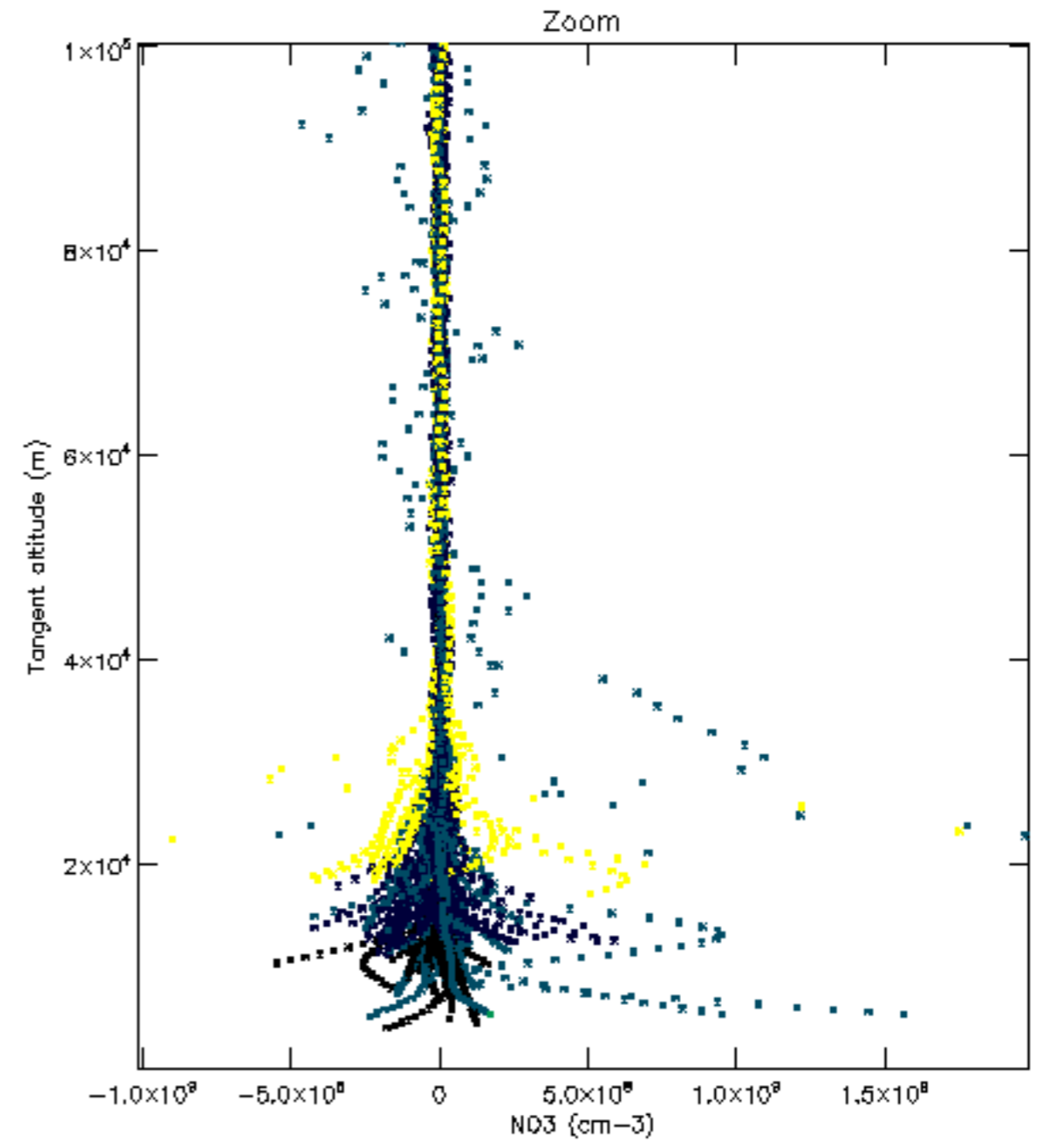
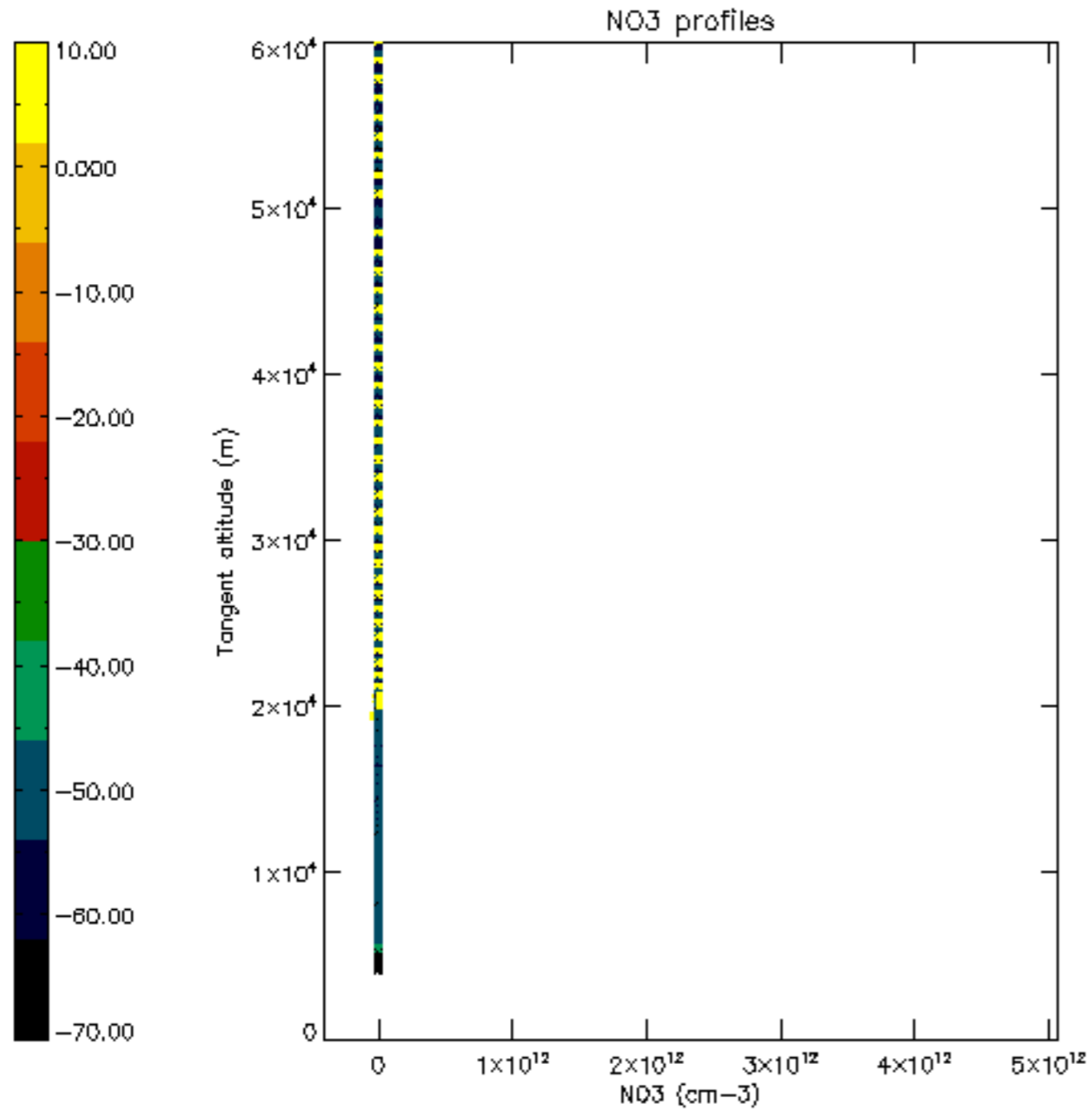


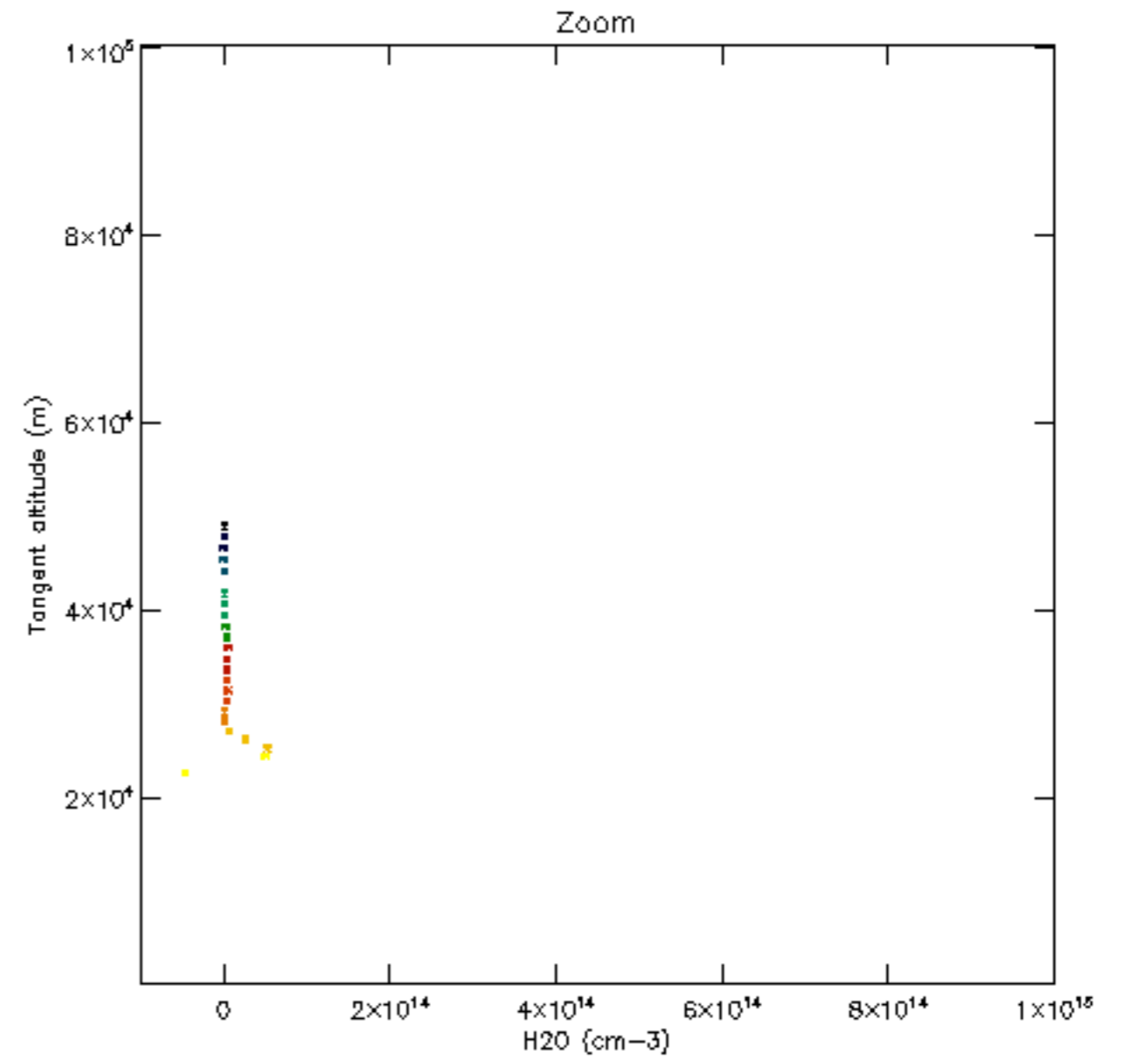
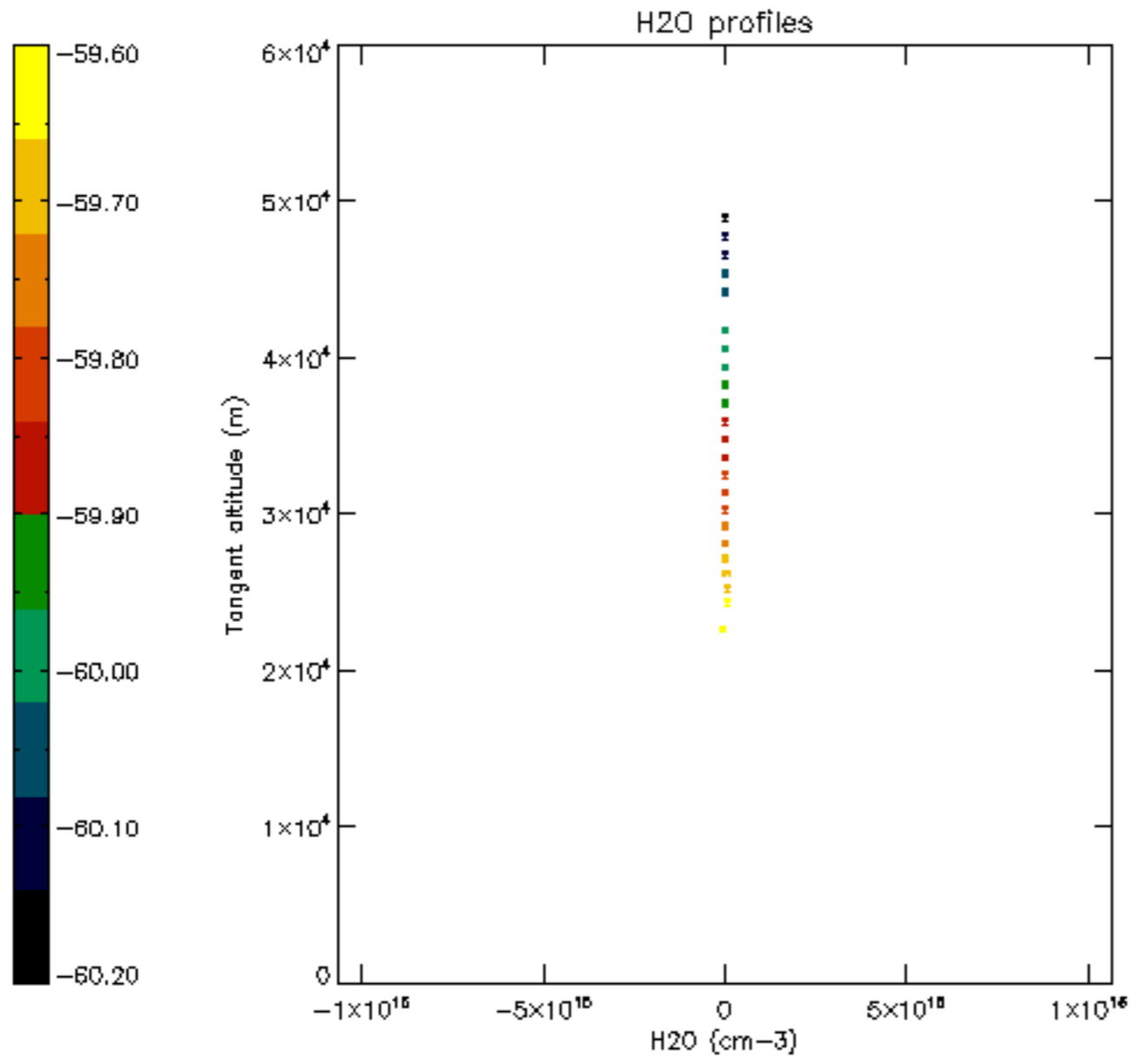


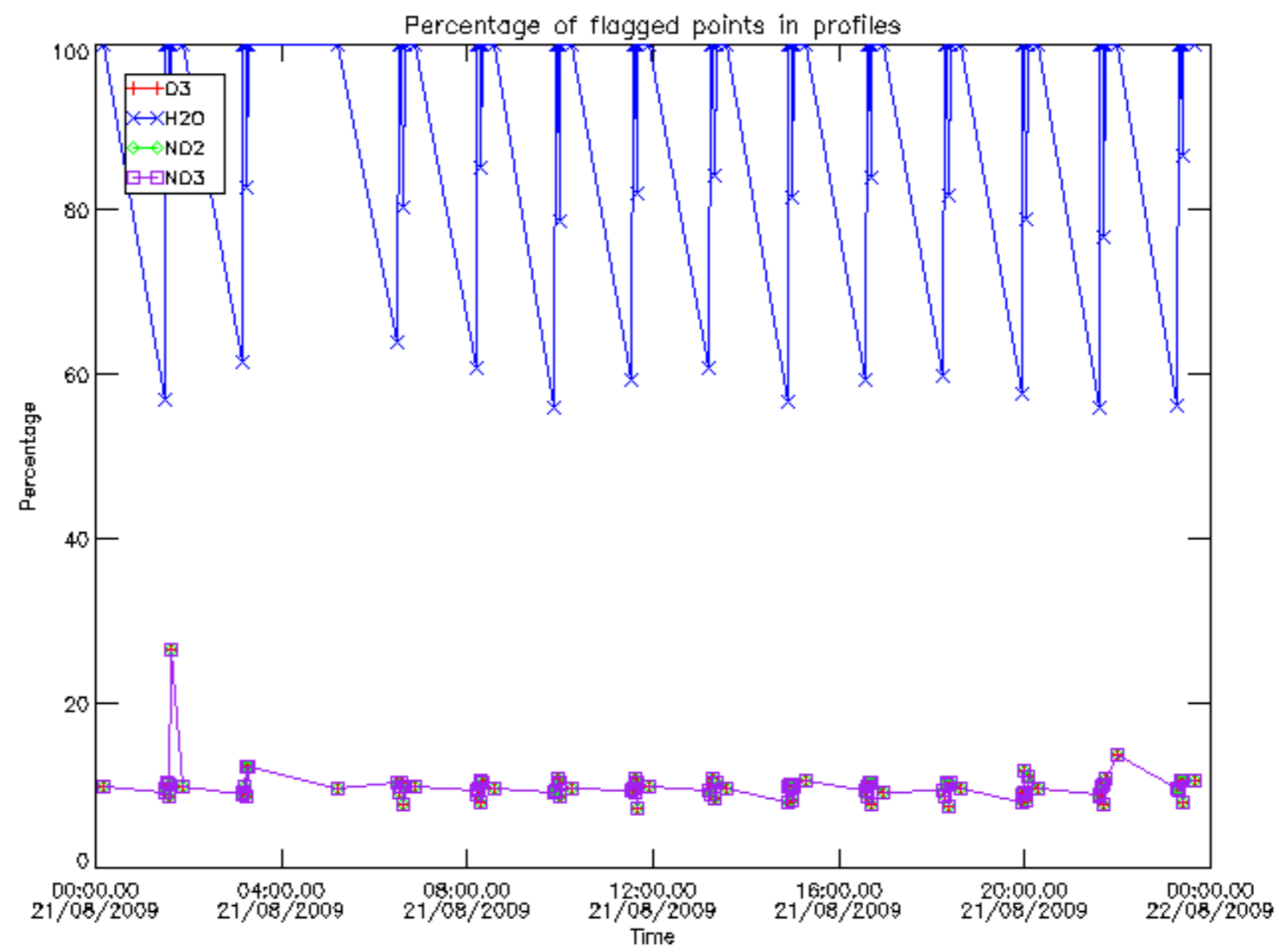




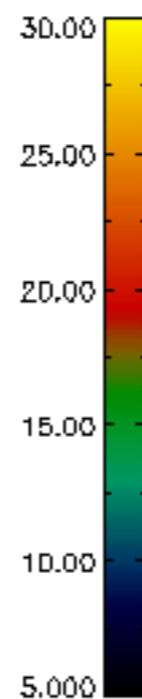
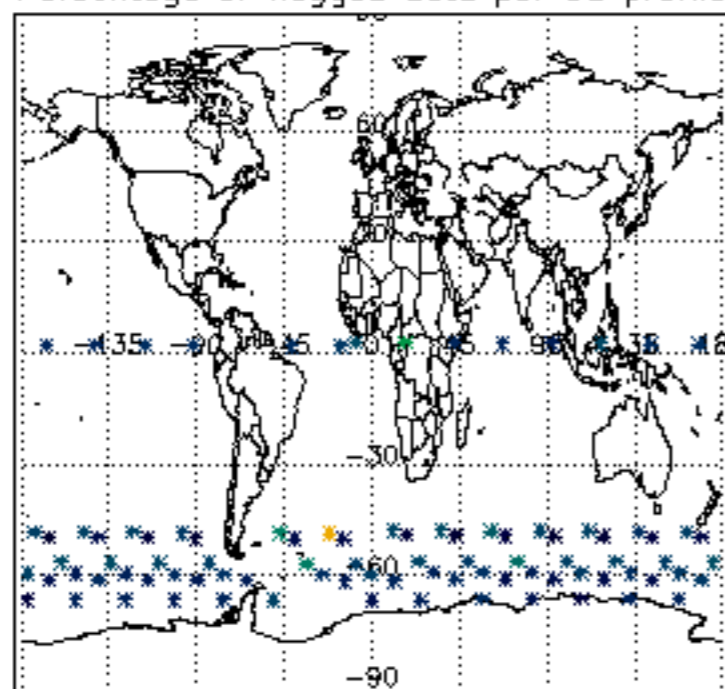




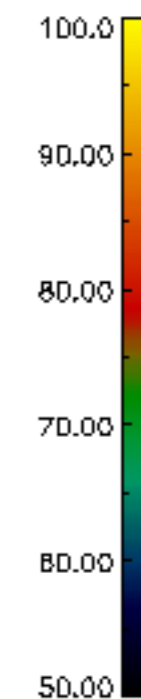
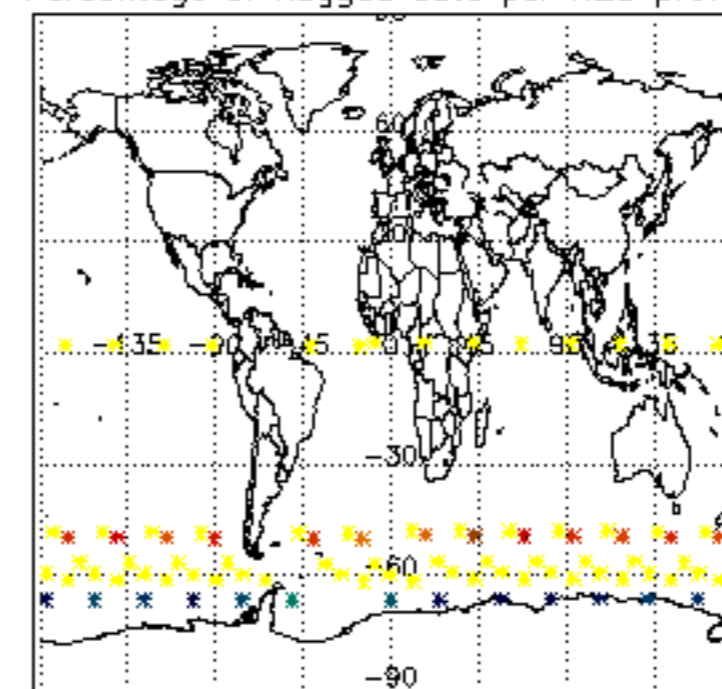




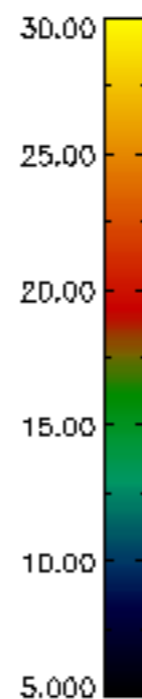
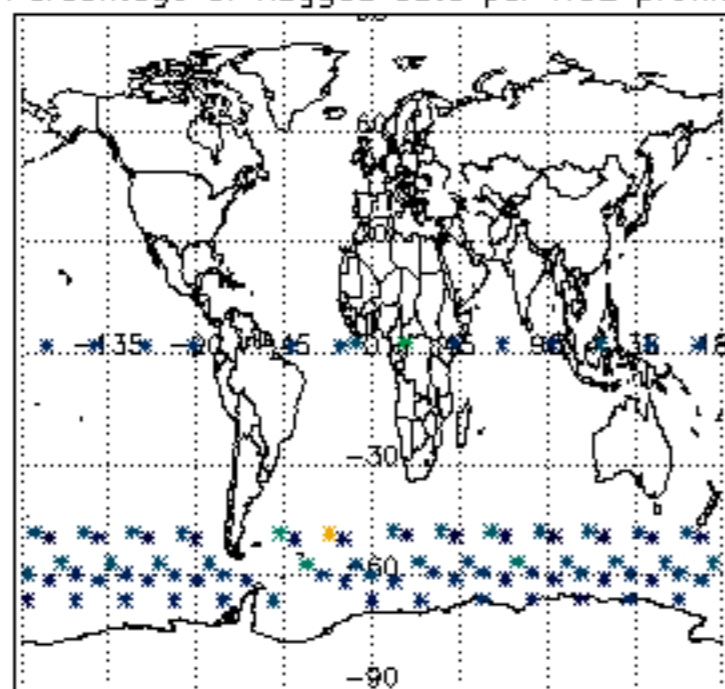
Percentage of flagged data per D3 profile



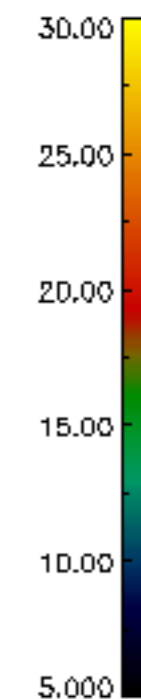
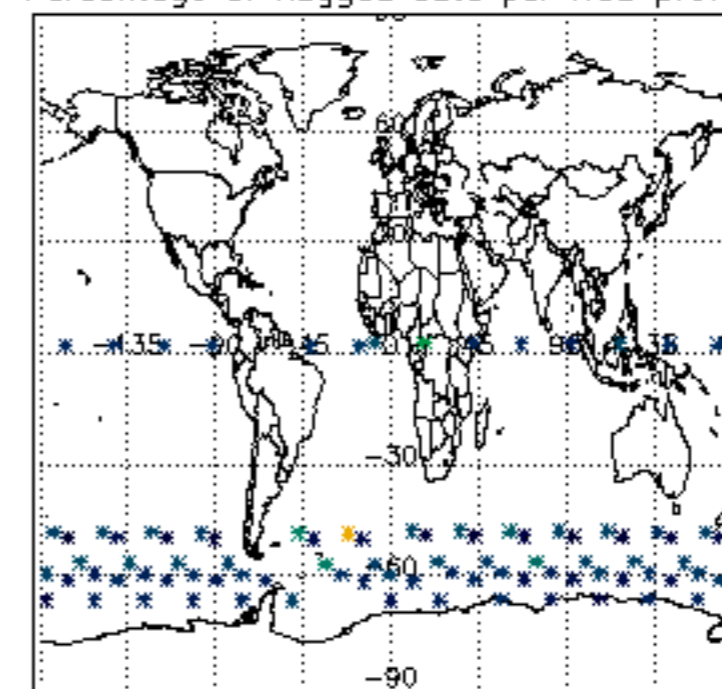
Percentage of flagged data per H2O profile

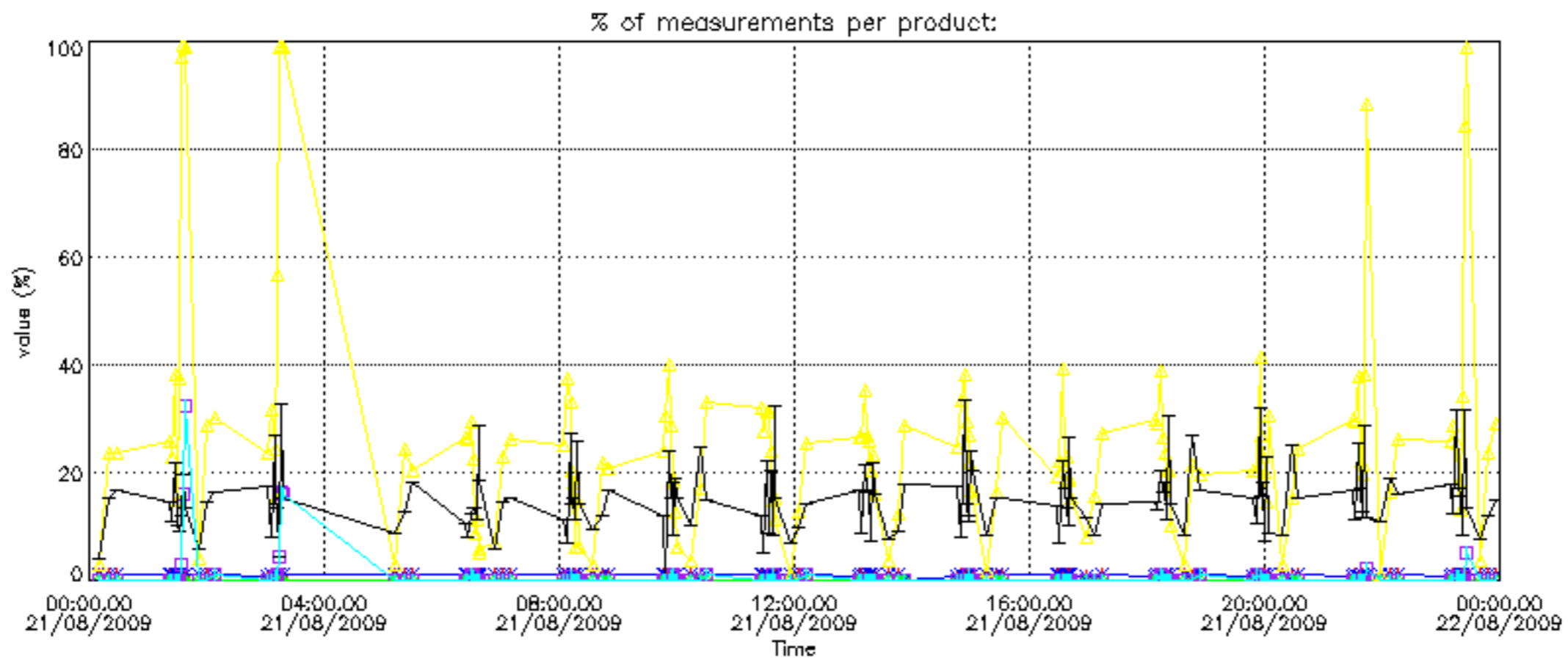


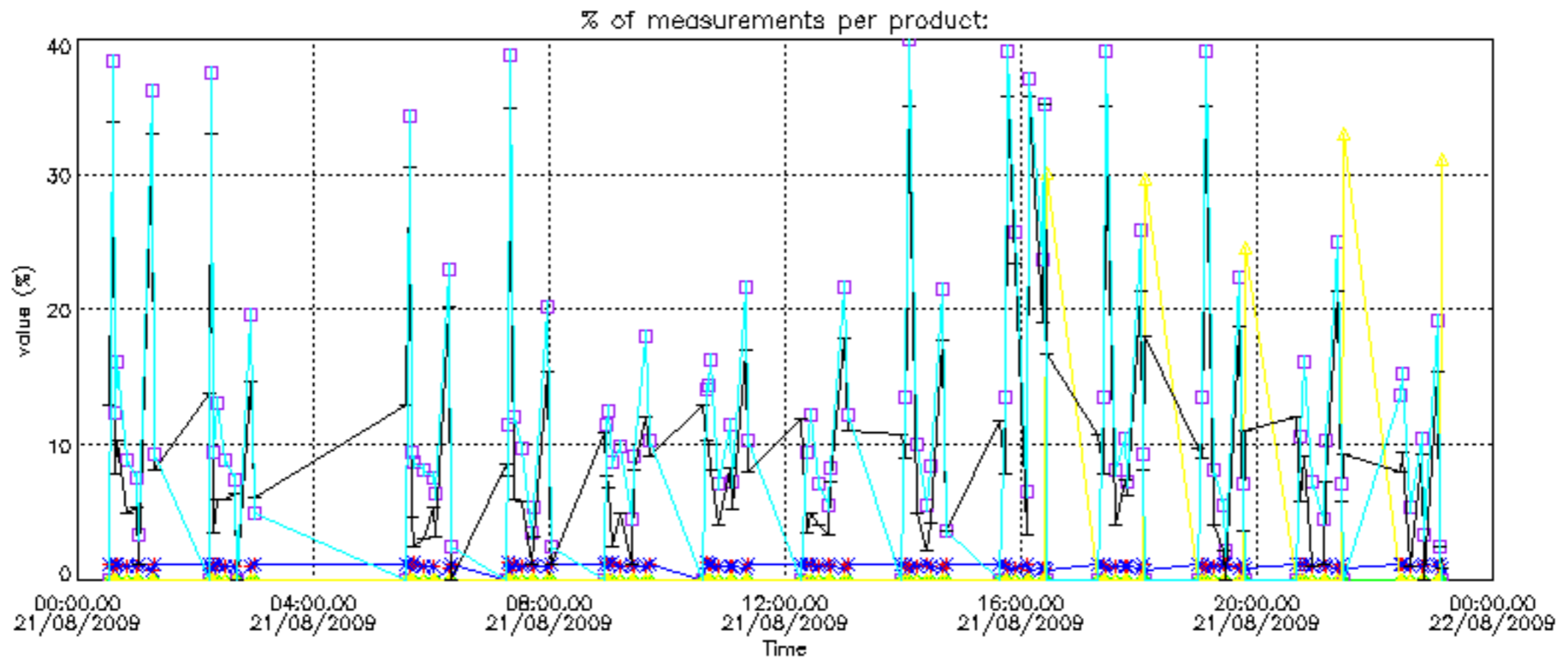
Percentage of flagged data per NO2 profile



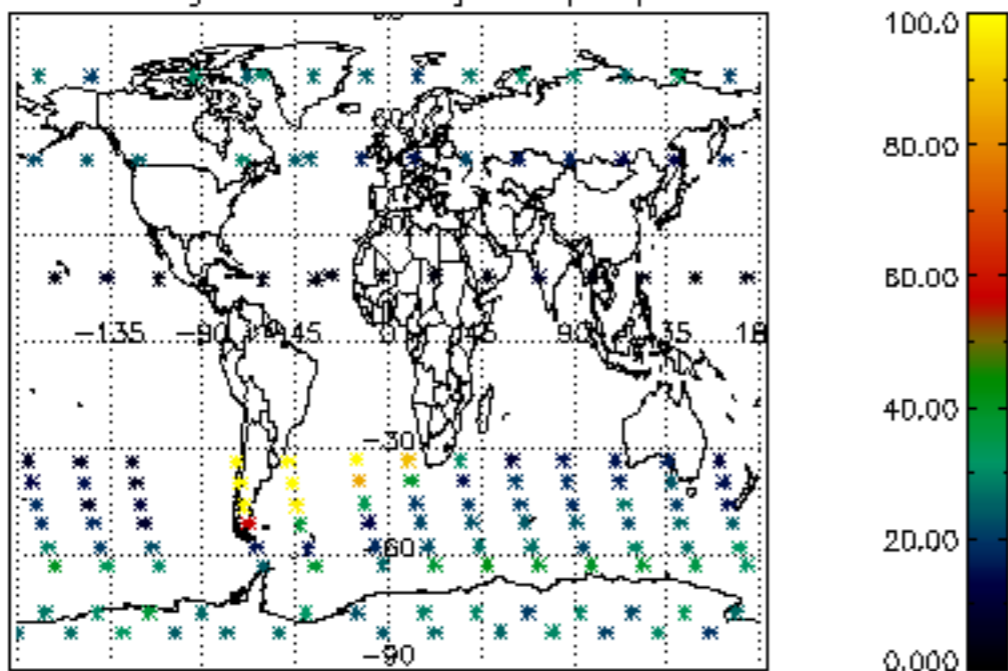
Percentage of flagged data per NO3 profile



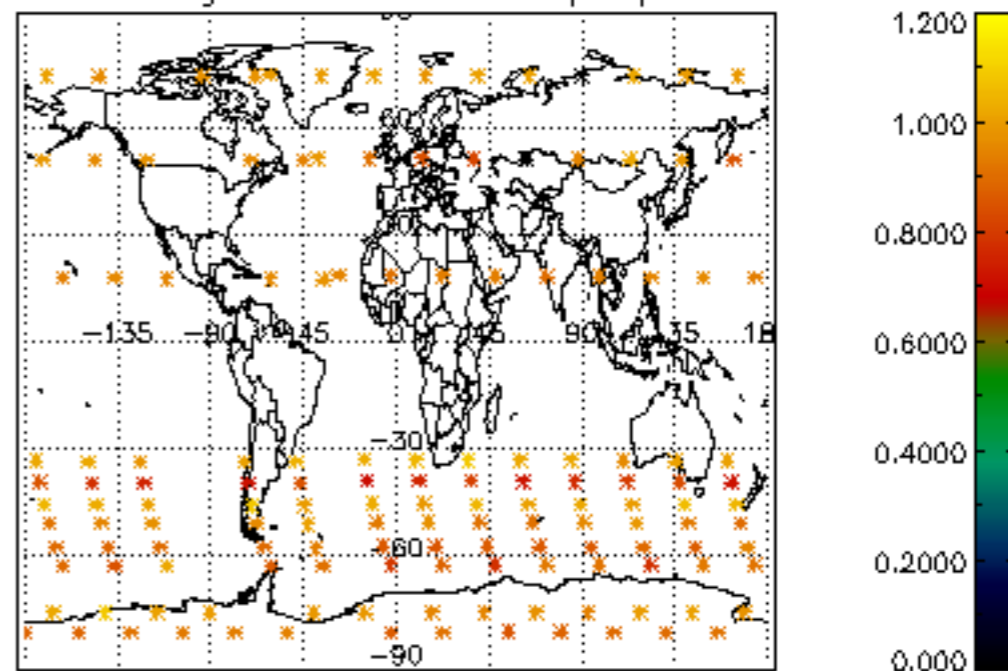




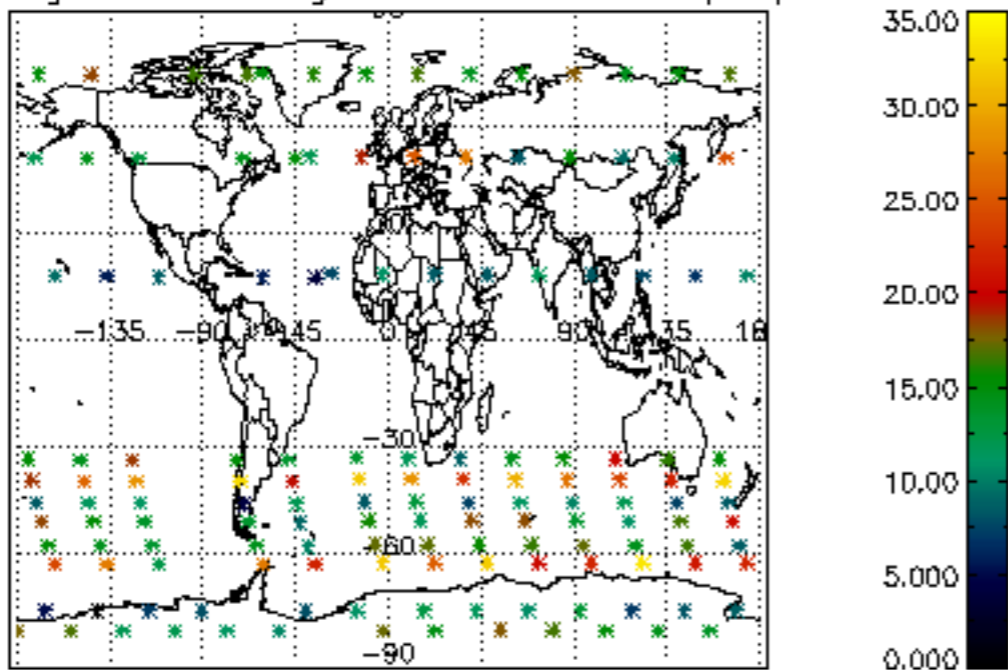
Percentage of cosmic ray hits per profile



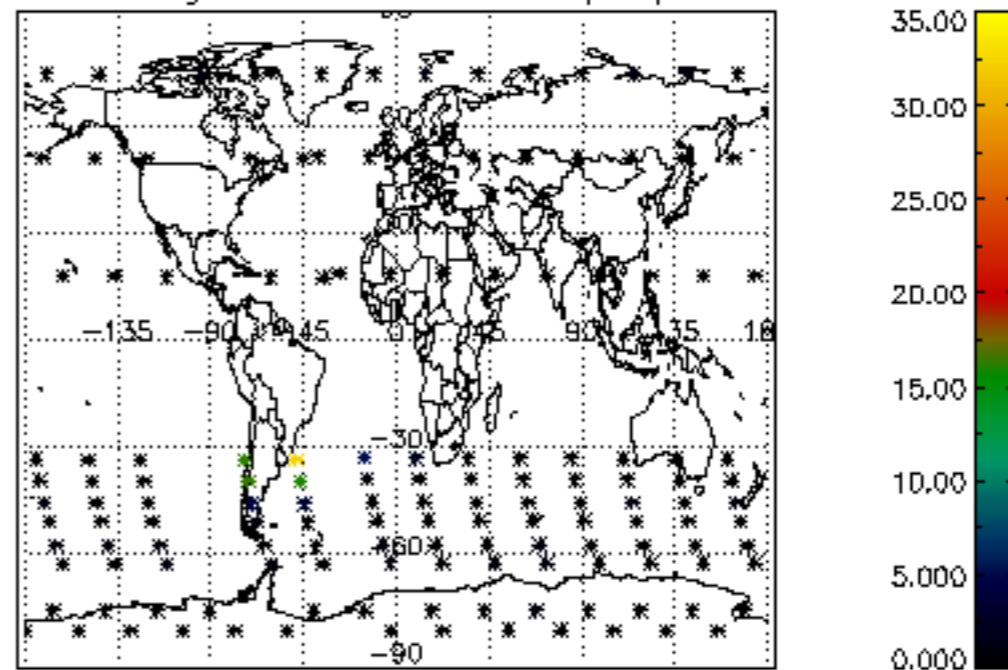
Percentage of datation errors per profile



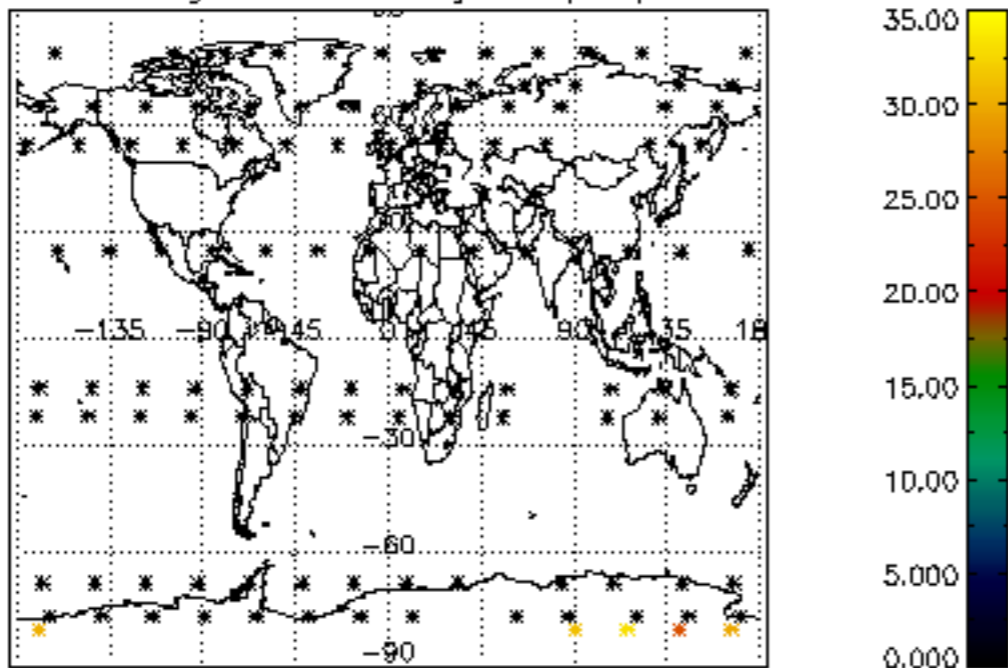
Percentage of star falling outside central band per profile



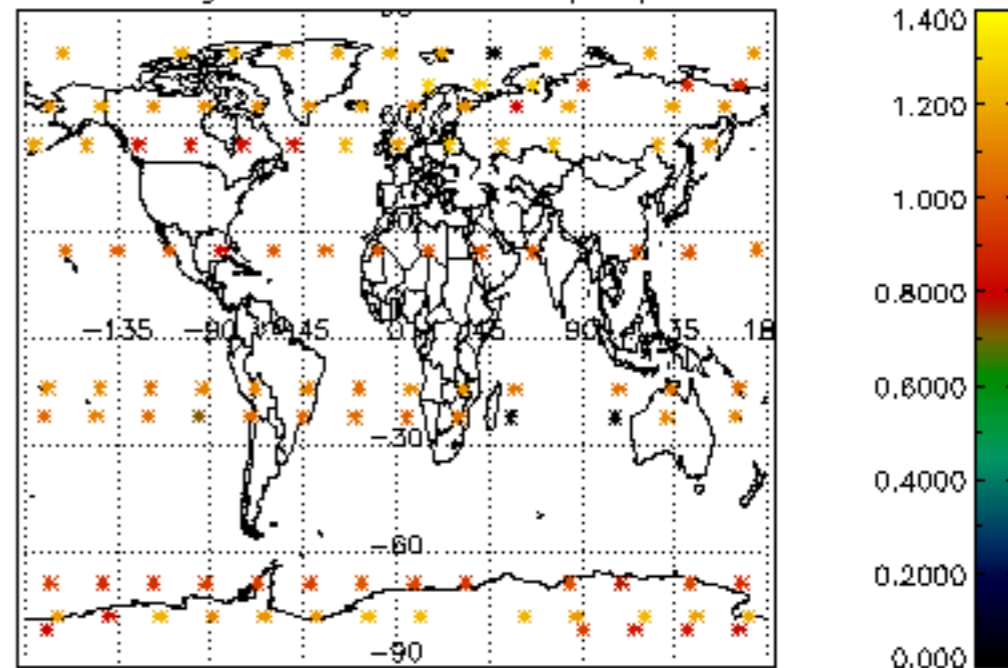
Percentage of saturation errors per profile



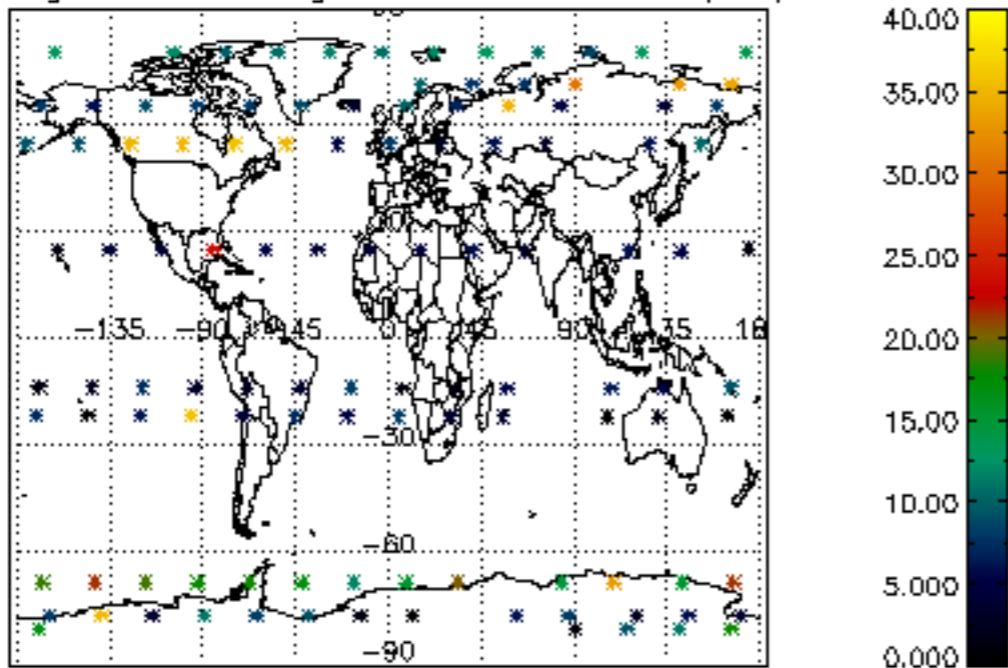
Percentage of cosmic ray hits per profile



Percentage of datation errors per profile



Percentage of star falling outside central band per profile



Percentage of saturation errors per profile

