

GOMOS Level 2 Daily Report

SUMMARY

[1. General Info](#)

[2. Summary of processed GOM_NL_2P products](#)

[3. Level 2 Quality information per product](#)

[3.1 Plot of level 2 quality information per product \(time dependant\)](#)

[3.2 Plot of level 2 quality information per product \(world map\)](#)

[4. Level 1 Quality information per product \(stored on level 2 products\)](#)

[4.1 Plot of level 1 quality information per product \(time dependant\)](#)

[4.1.1 Plot of level 1 quality information per product \(time dependant\): ASCENDING](#)

[4.1.2 Plot of level 1 quality information per product \(time dependant\): DESCENDING](#)

[4.2 Plot of level 1 quality information per product \(world map\)](#)

[4.2.1 Plot of level 1 quality information per product \(world map\): ASCENDING](#)

[4.2.2 Plot of level 1 quality information per product \(world map\): DESCENDING](#)

[5. Ozone profiles based on quality statistics and other trace gas profiles](#)

[5.1 Ozone statistics based on quality of products](#)

[5.2 Plot ozone profiles for all STD \(dark without errors\)](#)

[5.3 Plot ozone profiles where STD < 20% \(dark without errors\)](#)

[5.4. Plot ozone profiles where STD < 10% \(dark without errors\)](#)

[5.5. Plot ozone profiles where STD < 5% \(dark without errors\)](#)

[5.6 Plot NO2 profiles for all STD \(dark without errors\)](#)

[5.7 Plot NO3 profiles for all STD \(dark without errors\)](#)

[5.8 Plot H2O profiles \(only for occultations of stars 1,2,3,4,13,14,16,26,63 dark without errors\) for all STD](#)

[6. Auxiliary Data Files used for the production reported in section 2](#)

This report presents the daily analysis on parameters extracted from GOMOS level 2 data (GOM_NL__2P). It is intended to monitor some important parameters that will impact the quality of these products. A list of level 2 products (and content) that have arrived during the reporting day to the PCF is also given.

Item	Value
Time of report generation	26APR2013 11:56:03
Data source version	GOMOS/6.01
Start time of products	18-08-2009 (18AUG2009 00:00:00)
Stop time of products	19-08-2009 (19AUG2009 00:00:00)
Store outputs in DB	Yes
Nb of level 2 prods	271
Nb of prods with errors	0

2. Summary of processed GOM_NL__2P products.

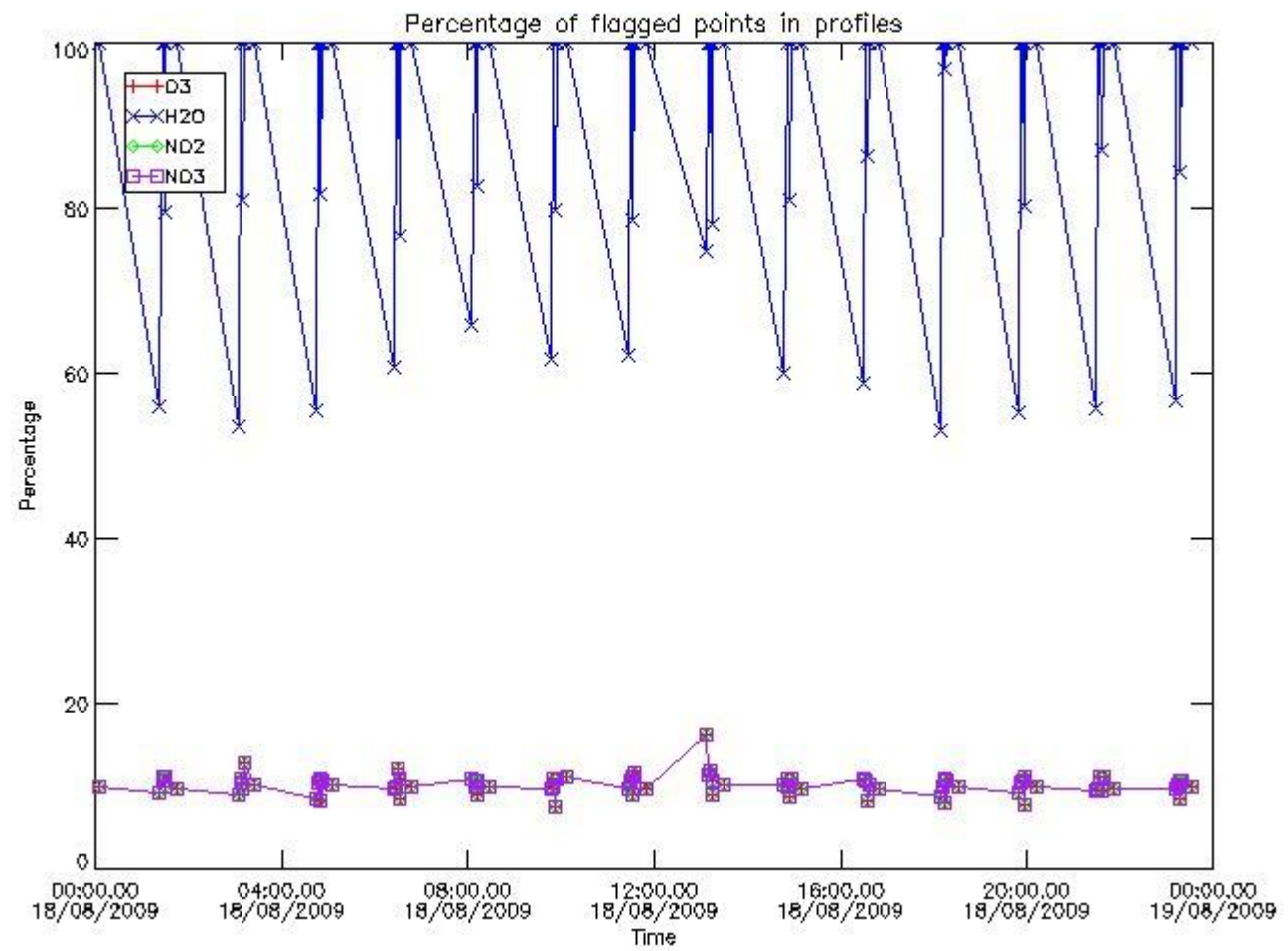
Nr	Filename	UTC Start time	Limb	Duration	Star Id	Star Name	Star Mag	Star Temp	Nb Meas	Orbit	Prod. error
1	GOM_NL__2PRFIN20090818_000415_000000512081_00403_39034_9077.N1	18-AUG-2009 00:04:15	Dark	51.000	157	The1Eri	2.9060	9300.0	102	39034	No
2	GOM_NL__2PRFIN20090818_001355_000000622081_00403_39034_9078.N1	18-AUG-2009 00:13:55	Straylight	61.500	84	Alp Phe	2.3970	4500.0	123	39034	No
3	GOM_NL__2PRFIN20090818_002115_000000522081_00403_39034_9079.N1	18-AUG-2009 00:21:15	Twilight_and_stray	51.500	18	24Alp PsA	1.1660	9700.0	103	39034	No
4	GOM_NL__2PRFIN20090818_002647_000000432081_00403_39034_9080.N1	18-AUG-2009 00:26:47	Bright	43.000	142	49Del Cap	2.8500	8900.0	86	39034	No
5	GOM_NL__2PRFIN20090818_003012_000000422081_00403_39034_9081.N1	18-AUG-2009 00:30:12	Bright	41.500	154	22Bet Aqr	2.8990	5700.0	83	39034	No
6	GOM_NL__2PRFIN20090818_003209_000000472081_00403_39034_9082.N1	18-AUG-2009 00:32:09	Bright	46.500	162	34Alp Aqr	2.9440	5350.0	93	39034	No
7	GOM_NL__2PRFIN20090818_003518_000000432081_00403_39034_9083.N1	18-AUG-2009 00:35:18	Bright	43.000	61	8Eps Peg	2.1000	3900.0	86	39034	No
8	GOM_NL__2PRFIN20090818_005457_000000482081_00403_39034_9084.N1	18-AUG-2009 00:54:57	Bright	47.500	74	11Bet Cas	2.2680	6600.0	95	39034	No
9	GOM_NL__2PRFIN20090818_005628_000000292081_00403_39034_9085.N1	18-AUG-2009 00:56:28	Twilight_and_stray	29.000	68	18Alp Cas	2.2250	4500.0	58	39034	No
10	GOM_NL__2PRFIN20090818_005833_000000482081_00403_39034_9086.N1	18-AUG-2009 00:58:33	Bright	48.000	110	37Del Cas	2.6780	8900.0	96	39034	No
11	GOM_NL__2PRFIN20090818_011003_000000532081_00403_39034_9087.N1	18-AUG-2009 01:10:03	Bright	52.500	6	13Alp Aur	0.080000	3400.0	105	39034	No
12	GOM_NL__2PRFIN20090818_011302_000000402081_00403_39034_9088.N1	18-AUG-2009 01:13:02	Bright	40.000	107	37The Aur	2.6490	11000.	80	39034	No
13	GOM_NL__2PRFIN20090818_011611_000000512081_00403_39034_9089.N1	18-AUG-2009 01:16:11	Twilight_and_stray	50.500	28	12Bet Tau	1.6500	15200.	101	39034	No
14	GOM_NL__2PRFIN20090818_011836_000000482081_00403_39034_9090.N1	18-AUG-2009 01:18:36	Twilight_and_stray	47.500	176	23Zet Tau	3.0200	22000.	95	39034	No
15	GOM_NL__2PRFIN20090818_012237_000000552081_00403_39034_9091.N1	18-AUG-2009 01:22:37	Dark	55.000	14	58Alp Ori	0.87000	3000.0	110	39034	No
16	GOM_NL__2PRFIN20090818_012553_000000502081_00403_39034_9092.N1	18-AUG-2009 01:25:53	Dark	50.000	30	46Eps Ori	1.6940	30000.	100	39034	No
17	GOM_NL__2PRFIN20090818_012719_000000482081_00403_39034_9093.N1	18-AUG-2009 01:27:19	Dark	48.000	125	44Iot Ori	2.7700	30000.	96	39034	No
18	GOM_NL__2PRFIN20090818_012858_000000572081_00403_39034_9094.N1	18-AUG-2009 01:28:58	Dark	56.500	7	19Bet Ori	0.10000	14000.	113	39034	No
19	GOM_NL__2PRFIN20090818_013046_000000462081_00403_39034_9095.N1	18-AUG-2009 01:30:46	Dark	46.000	101	11Alp Lep	2.5820	7000.0	92	39034	No
20	GOM_NL__2PRFIN20090818_014451_000000532081_00404_39035_9091.N1	18-AUG-2009 01:44:51	Dark	53.000	157	The1Eri	2.9060	9300.0	106	39035	No
21	GOM_NL__2PRFIN20090818_015432_000000552081_00404_39035_9092.N1	18-AUG-2009 01:54:32	Straylight	55.000	84	Alp Phe	2.3970	4500.0	110	39035	No
22	GOM_NL__2PRFIN20090818_020151_000000522081_00404_39035_9093.N1	18-AUG-2009 02:01:51	Twilight_and_stray	51.500	18	24Alp PsA	1.1660	9700.0	103	39035	No
23	GOM_NL__2PRFIN20090818_020723_000000452081_00404_39035_9094.N1	18-AUG-2009 02:07:23	Bright	44.500	142	49Del Cap	2.8500	8900.0	89	39035	No
24	GOM_NL__2PRFIN20090818_021047_000000422081_00404_39035_9095.N1	18-AUG-2009 02:10:47	Bright	42.000	154	22Bet Aqr	2.8990	5700.0	84	39035	No
25	GOM_NL__2PRFIN20090818_021244_000000452081_00404_39035_9096.N1	18-AUG-2009 02:12:44	Bright	45.000	162	34Alp Aqr	2.9440	5350.0	90	39035	No
26	GOM_NL__2PRFIN20090818_021554_000000442081_00404_39035_9097.N1	18-AUG-2009 02:15:54	Bright	44.000	61	8Eps Peg	2.1000	3900.0	88	39035	No
27	GOM_NL__2PRFIN20090818_023532_000000442081_00404_39035_9098.N1	18-AUG-2009 02:35:32	Bright	44.000	74	11Bet Cas	2.2680	6600.0	88	39035	No
28	GOM_NL__2PRFIN20090818_023703_000000292081_00404_39035_9099.N1	18-AUG-2009 02:37:03	Twilight_and_stray	29.000	68	18Alp Cas	2.2250	4500.0	58	39035	No
29	GOM_NL__2PRFIN20090818_023908_000000462081_00404_39035_9100.N1	18-AUG-2009 02:39:08	Bright	45.500	110	37Del Cas	2.6780	8900.0	91	39035	No
30	GOM_NL__2PRFIN20090818_025039_000000512081_00404_39035_9101.N1	18-AUG-2009 02:50:39	Bright	51.000	6	13Alp Aur	0.080000	3400.0	102	39035	No
31	GOM_NL__2PRFIN20090818_025337_000000412081_00404_39035_9102.N1	18-AUG-2009 02:53:37	Bright	40.500	107	37The Aur	2.6490	11000.	81	39035	No
32	GOM_NL__2PRFIN20090818_025647_000000502081_00404_39035_9103.N1	18-AUG-2009 02:56:47	Twilight_and_stray	49.500	28	12Bet Tau	1.6500	15200.	99	39035	No
33	GOM_NL__2PRFIN20090818_025912_000000492081_00404_39035_9104.N1	18-AUG-2009 02:59:12	Twilight_and_stray	49.000	176	23Zet Tau	3.0200	22000.	98	39035	No
34	GOM_NL__2PRFIN20090818_030313_000000582081_00404_39035_9105.N1	18-AUG-2009 03:03:13	Dark	57.500	14	58Alp Ori	0.87000	3000.0	115	39035	No
35	GOM_NL__2PRFIN20090818_030630_000000492081_00404_39035_9106.N1	18-AUG-2009 03:06:30	Dark	49.000	30	46Eps Ori	1.6940	30000.	98	39035	No
36	GOM_NL__2PRFIN20090818_030756_000000472081_00404_39035_9107.N1	18-AUG-2009 03:07:56	Dark	46.500	125	44Iot Ori	2.7700	30000.	93	39035	No
37	GOM_NL__2PRFIN20090818_030935_000000582081_00404_39035_9108.N1	18-AUG-2009 03:09:35	Dark	58.000	7	19Bet Ori	0.10000	14000.	116	39035	No
38	GOM_NL__2PRFIN20090818_031123_000000482081_00404_39035_9109.N1	18-AUG-2009 03:11:23	Dark	47.500	101	11Alp Lep	2.5820	7000.0	95	39035	No
39	GOM_NL__2PRFIN20090818_032529_000000512081_00405_39036_9106.N1	18-AUG-2009 03:25:29	Dark	50.500	157	The1Eri	2.9060	9300.0	101	39036	No
40	GOM_NL__2PRFIN20090818_033509_000000532081_00405_39036_9107.N1	18-AUG-2009 03:35:09	Straylight	52.500	84	Alp Phe	2.3970	4500.0	105	39036	No
41	GOM_NL__2PRFIN20090818_034228_000000512081_00405_39036_9108.N1	18-AUG-2009 03:42:28	Twilight_and_stray	50.500	18	24Alp PsA	1.1660	9700.0	101	39036	No
42	GOM_NL__2PRFIN20090818_034759_000000432081_00405_39036_9109.N1	18-AUG-2009 03:47:59	Bright	43.000	142	49Del Cap	2.8500	8900.0	86	39036	No

220	GOM_NL__2PRFIN20090818_194249_000000522081_00414_39045_9275.N1	18-AUG-2009 19:42:49	Twilight	52.000	28	12Bet Tau	1.6500	15200.	104	39045	No
221	GOM_NL__2PRFIN20090818_194515_000000492081_00414_39045_9276.N1	18-AUG-2009 19:45:15	Twilight	49.000	176	23Zet Tau	3.0200	22000.	98	39045	No
222	GOM_NL__2PRFIN20090818_194917_000000552081_00414_39045_9277.N1	18-AUG-2009 19:49:17	Dark	55.000	14	58Alp Ori	0.87000	3000.0	110	39045	No
223	GOM_NL__2PRFIN20090818_195236_000000502081_00414_39045_9278.N1	18-AUG-2009 19:52:36	Dark	49.500	30	46Eps Ori	1.6940	30000.	99	39045	No
224	GOM_NL__2PRFIN20090818_195403_000000482081_00414_39045_9279.N1	18-AUG-2009 19:54:03	Dark	48.000	125	44Iot Ori	2.7700	30000.	96	39045	No
225	GOM_NL__2PRFIN20090818_195543_000000672081_00414_39045_9280.N1	18-AUG-2009 19:55:43	Dark	66.500	7	19Bet Ori	0.10000	14000.	133	39045	No
226	GOM_NL__2PRFIN20090818_195730_000000462081_00414_39045_9281.N1	18-AUG-2009 19:57:30	Dark	46.000	101	11Alp Lep	2.5820	7000.0	92	39045	No
227	GOM_NL__2PRFIN20090818_201140_000000522081_00415_39046_9280.N1	18-AUG-2009 20:11:40	Dark	52.000	157	The1Eri	2.9060	9300.0	104	39046	No
228	GOM_NL__2PRFIN20090818_202116_000000612081_00415_39046_9281.N1	18-AUG-2009 20:21:16	Straylight	60.500	84	Alp Phe	2.3970	4500.0	121	39046	No
229	GOM_NL__2PRFIN20090818_202831_000000512081_00415_39046_9282.N1	18-AUG-2009 20:28:31	Twilight	51.000	18	24Alp PsA	1.1660	9700.0	102	39046	No
230	GOM_NL__2PRFIN20090818_203400_000000442081_00415_39046_9283.N1	18-AUG-2009 20:34:00	Bright	44.000	142	49Del Cap	2.8500	8900.0	88	39046	No
231	GOM_NL__2PRFIN20090818_203723_000000582081_00415_39046_9284.N1	18-AUG-2009 20:37:23	Bright	58.000	154	22Bet Aqr	2.8990	5700.0	116	39046	No
232	GOM_NL__2PRFIN20090818_203918_000000472081_00415_39046_9285.N1	18-AUG-2009 20:39:18	Bright	47.000	162	34Alp Aqr	2.9440	5350.0	94	39046	No
233	GOM_NL__2PRFIN20090818_204226_000000432081_00415_39046_9286.N1	18-AUG-2009 20:42:26	Bright	43.000	61	8Eps Peg	2.1000	3900.0	86	39046	No
234	GOM_NL__2PRFIN20090818_210159_000000492081_00415_39046_9287.N1	18-AUG-2009 21:01:59	Bright	48.500	74	11Bet Cas	2.2680	6600.0	97	39046	No
235	GOM_NL__2PRFIN20090818_210328_000000382081_00415_39046_9288.N1	18-AUG-2009 21:03:28	Bright	38.000	68	18Alp Cas	2.2250	4500.0	76	39046	No
236	GOM_NL__2PRFIN20090818_210535_000000502081_00415_39046_9289.N1	18-AUG-2009 21:05:35	Bright	49.500	110	37Del Cas	2.6780	8900.0	99	39046	No
237	GOM_NL__2PRFIN20090818_211713_000000642081_00415_39046_9290.N1	18-AUG-2009 21:17:13	Bright	64.000	6	13Alp Aur	0.080000	3400.0	128	39046	No
238	GOM_NL__2PRFIN20090818_212014_000000392081_00415_39046_9291.N1	18-AUG-2009 21:20:14	Bright	38.500	107	37The Aur	2.6490	11000.	77	39046	No
239	GOM_NL__2PRFIN20090818_212325_000000542081_00415_39046_9292.N1	18-AUG-2009 21:23:25	Twilight	53.500	28	12Bet Tau	1.6500	15200.	107	39046	No
240	GOM_NL__2PRFIN20090818_212551_000000492081_00415_39046_9293.N1	18-AUG-2009 21:25:51	Twilight	48.500	176	23Zet Tau	3.0200	22000.	97	39046	No
241	GOM_NL__2PRFIN20090818_212954_000000552081_00415_39046_9294.N1	18-AUG-2009 21:29:54	Dark	54.500	14	58Alp Ori	0.87000	3000.0	109	39046	No
242	GOM_NL__2PRFIN20090818_213115_000000532081_00415_39046_9295.N1	18-AUG-2009 21:31:15	Dark	52.500	27	24Gam Ori	1.6360	26000.	105	39046	No
243	GOM_NL__2PRFIN20090818_213312_000000512081_00415_39046_9296.N1	18-AUG-2009 21:33:12	Dark	50.500	30	46Eps Ori	1.6940	30000.	101	39046	No
244	GOM_NL__2PRFIN20090818_213439_000000462081_00415_39046_9297.N1	18-AUG-2009 21:34:39	Dark	45.500	125	44Iot Ori	2.7700	30000.	91	39046	No
245	GOM_NL__2PRFIN20090818_213620_000000552081_00415_39046_9298.N1	18-AUG-2009 21:36:20	Dark	54.500	7	19Bet Ori	0.10000	14000.	109	39046	No
246	GOM_NL__2PRFIN20090818_213807_000000462081_00415_39046_9299.N1	18-AUG-2009 21:38:07	Dark	45.500	101	11Alp Lep	2.5820	7000.0	91	39046	No
247	GOM_NL__2PRFIN20090818_215217_000000542081_00416_39047_9295.N1	18-AUG-2009 21:52:17	Dark	53.500	157	The1Eri	2.9060	9300.0	107	39047	No
248	GOM_NL__2PRFIN20090818_220153_000000582081_00416_39047_9296.N1	18-AUG-2009 22:01:53	Straylight	57.500	84	Alp Phe	2.3970	4500.0	115	39047	No
249	GOM_NL__2PRFIN20090818_220908_000000522081_00416_39047_9297.N1	18-AUG-2009 22:09:08	Twilight	52.000	18	24Alp PsA	1.1660	9700.0	104	39047	No
250	GOM_NL__2PRFIN20090818_221436_000000442081_00416_39047_9298.N1	18-AUG-2009 22:14:36	Bright	44.000	142	49Del Cap	2.8500	8900.0	88	39047	No
251	GOM_NL__2PRFIN20090818_221759_000000412081_00416_39047_9299.N1	18-AUG-2009 22:17:59	Bright	40.500	154	22Bet Aqr	2.8990	5700.0	81	39047	No
252	GOM_NL__2PRFIN20090818_221954_000000472081_00416_39047_9300.N1	18-AUG-2009 22:19:54	Bright	46.500	162	34Alp Aqr	2.9440	5350.0	93	39047	No
253	GOM_NL__2PRFIN20090818_222302_000000422081_00416_39047_9301.N1	18-AUG-2009 22:23:02	Bright	42.000	61	8Eps Peg	2.1000	3900.0	84	39047	No
254	GOM_NL__2PRFIN20090818_224234_000000472081_00416_39047_9302.N1	18-AUG-2009 22:42:34	Bright	47.000	74	11Bet Cas	2.2680	6600.0	94	39047	No
255	GOM_NL__2PRFIN20090818_224403_000000382081_00416_39047_9303.N1	18-AUG-2009 22:44:03	Bright	38.000	68	18Alp Cas	2.2250	4500.0	76	39047	No
256	GOM_NL__2PRFIN20090818_224610_000000482081_00416_39047_9304.N1	18-AUG-2009 22:46:10	Bright	47.500	110	37Del Cas	2.6780	8900.0	95	39047	No
257	GOM_NL__2PRFIN20090818_225749_000000532081_00416_39047_9305.N1	18-AUG-2009 22:57:49	Bright	52.500	6	13Alp Aur	0.080000	3400.0	105	39047	No
258	GOM_NL__2PRFIN20090818_230049_000000432081_00416_39047_9306.N1	18-AUG-2009 23:00:49	Bright	42.500	107	37The Aur	2.6490	11000.	85	39047	No
259	GOM_NL__2PRFIN20090818_230401_000000542081_00416_39047_9307.N1	18-AUG-2009 23:04:01	Twilight	53.500	28	12Bet Tau	1.6500	15200.	107	39047	No
260	GOM_NL__2PRFIN20090818_230627_000000492081_00416_39047_9308.N1	18-AUG-2009 23:06:27	Twilight	49.000	176	23Zet Tau	3.0200	22000.	98	39047	No
261	GOM_NL__2PRFIN20090818_231030_000000542081_00416_39047_9309.N1	18-AUG-2009 23:10:30	Dark	53.500	14	58Alp Ori	0.87000	3000.0	107	39047	No
262	GOM_NL__2PRFIN20090818_231152_000000532081_00416_39047_9310.N1	18-AUG-2009 23:11:52	Dark	52.500	27	24Gam Ori	1.6360	26000.	105	39047	No
263	GOM_NL__2PRFIN20090818_231349_000000512081_00416_39047_9311.N1	18-AUG-2009 23:13:49	Dark	50.500	30	46Eps Ori	1.6940	30000.	101	39047	No
264	GOM_NL__2PRFIN20090818_231516_000000482081_00416_39047_9312.N1	18-AUG-2009 23:15:16	Dark	48.000	125	44Iot Ori	2.7700	30000.	96	39047	No
265	GOM_NL__2PRFIN20090818_231657_000000672081_00416_39047_9313.N1	18-AUG-2009 23:16:57	Dark	67.000	7	19Bet Ori	0.10000	14000.	134	39047	No
266	GOM_NL__2PRFIN20090818_231843_000000482081_00416_39047_9314.N1	18-AUG-2009 23:18:43	Dark	48.000	101	11Alp Lep	2.5820	7000.0	96	39047	No
267	GOM_NL__2PRFIN20090818_233254_000000522081_00417_39048_9310.N1	18-AUG-2009 23:32:54	Dark	51.500	157	The1Eri	2.9060	9300.0	103	39048	No
268	GOM_NL__2PRFIN20090818_234229_000000622081_00417_39048_9311.N1	18-AUG-2009 23:42:29	Straylight	62.000	84	Alp Phe	2.3970	4500.0	124	39048	No
269	GOM_NL__2PRFIN20090818_234944_000000512081_00417_39048_9312.N1	18-AUG-2009 23:49:44	Twilight	51.000	18	24Alp PsA	1.1660	9700.0	102	39048	No
270	GOM_NL__2PRFIN20090818_235512_000000442081_00417_39048_9313.N1	18-AUG-2009 23:55:12	Bright	44.000	142	49Del Cap	2.8500	8900.0	88	39048	No
271	GOM_NL__2PRFIN20090818_235835_000000412081_00417_39048_9314.N1	18-AUG-2009 23:58:35	Bright	41.000	154	22Bet Aqr	2.8990	5700.0	82	39048	No

3. Quality information per product

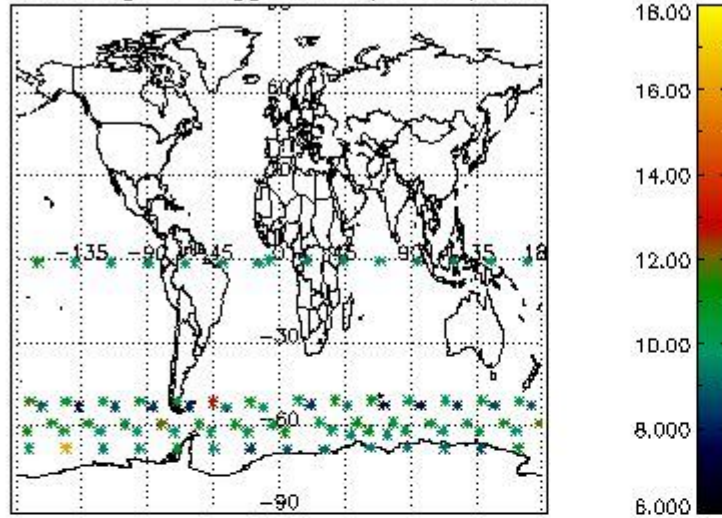
In this section it is plotted some information contained in the Quality Summary data set of the level 2 products. Only products in dark limb conditions and without errors (error flag in the MPH set to "0") are used.

3.1 Plot quality information per product (time dependant)

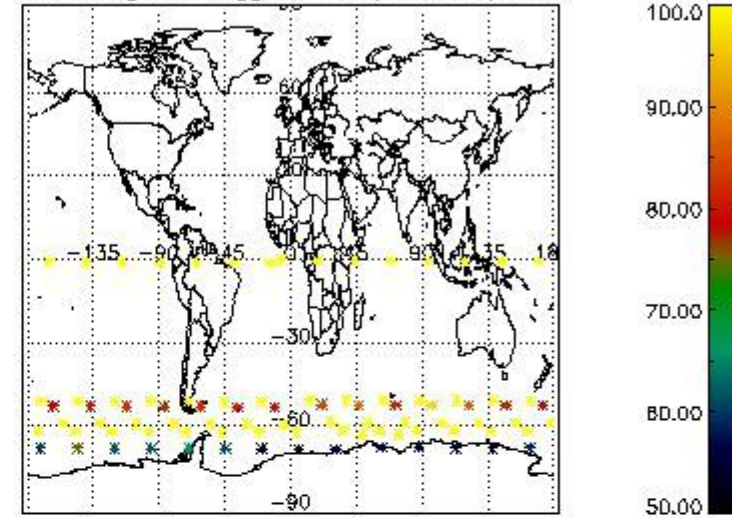


3.2 Plot quality information per product (world map)

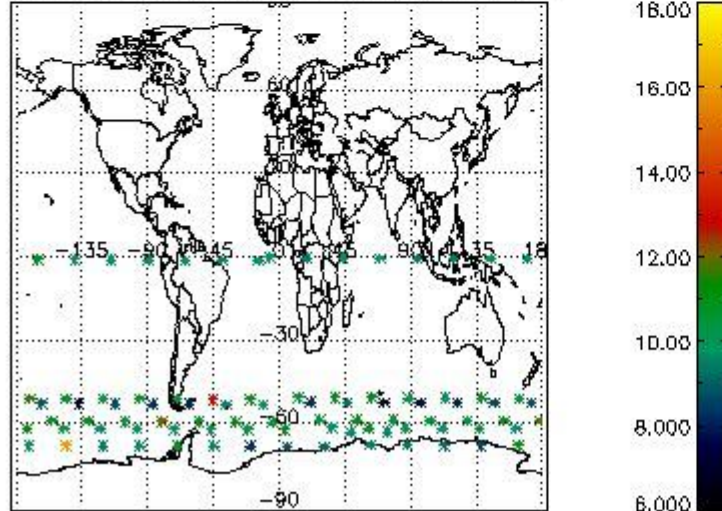
Percentage of flagged data per O3 profile



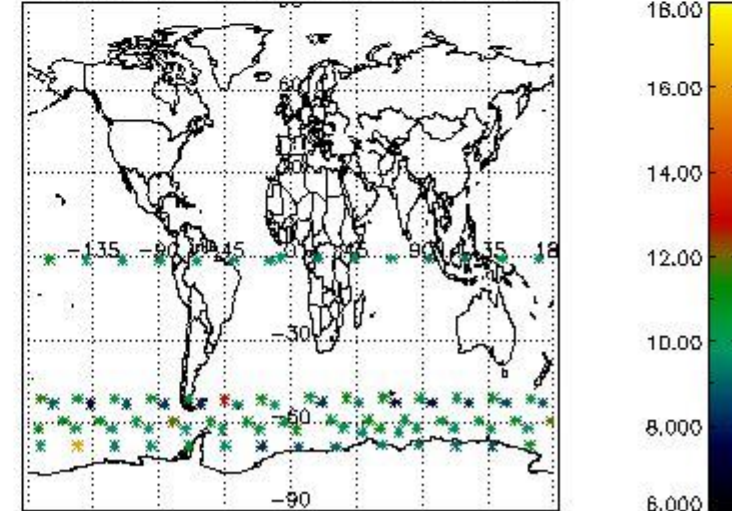
Percentage of flagged data per H2O profile



Percentage of flagged data per NO2 profile



Percentage of flagged data per NO3 profile

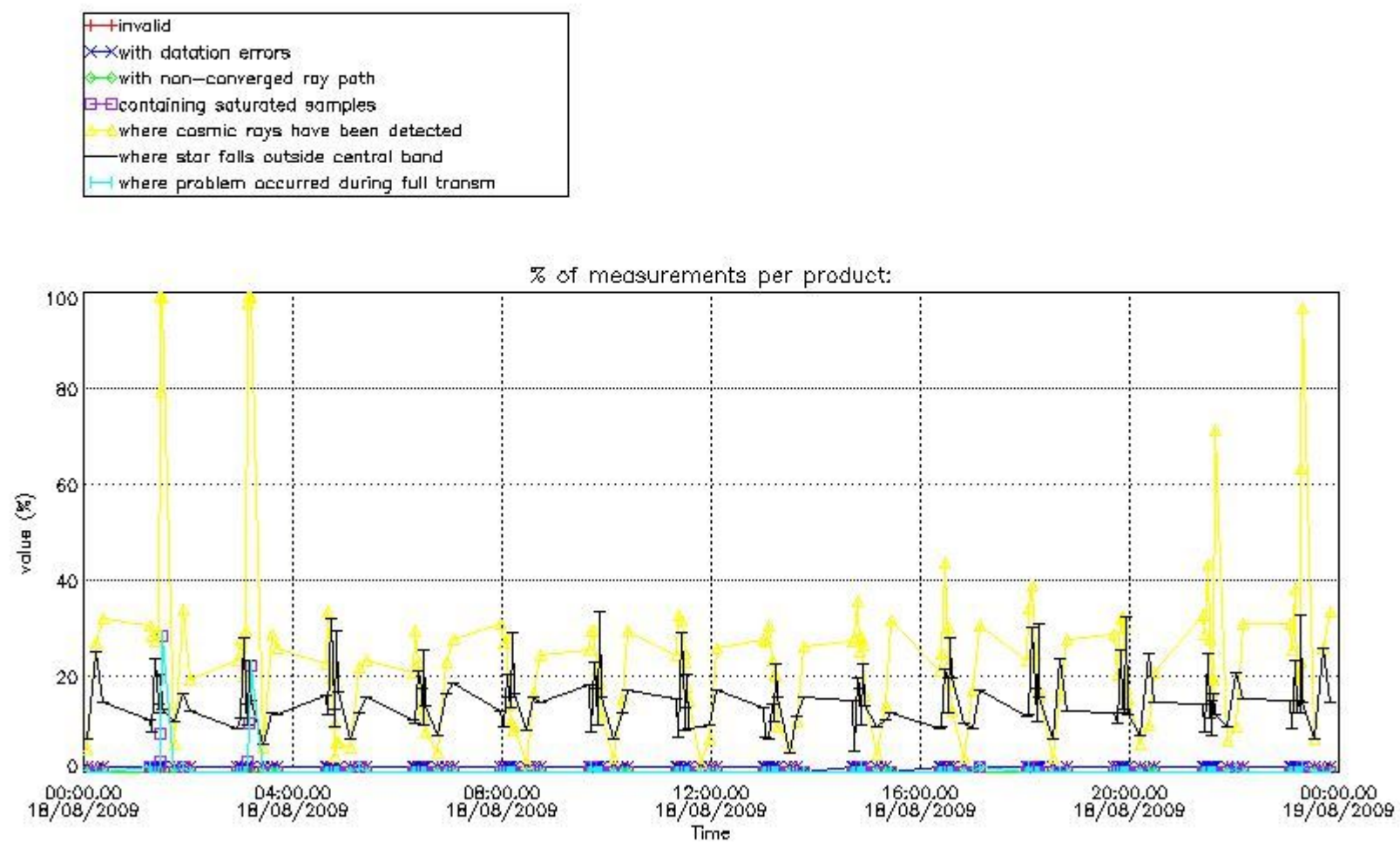


4. Level 1 quality information per product

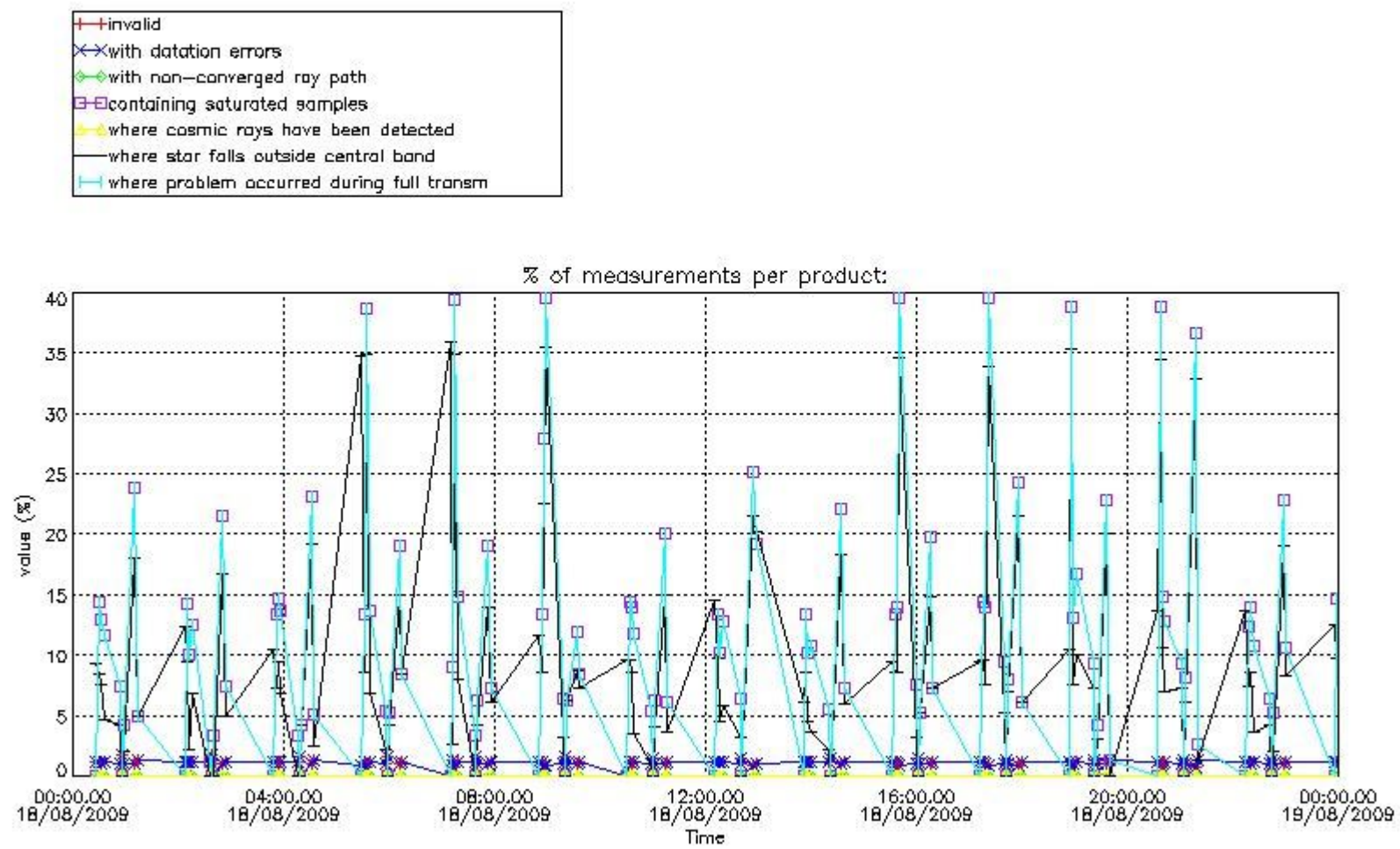
In this section it is plotted some information contained in the Quality Summary data set of the level 2 products that comes from the level 1b processing. Products without errors (error flag in the MPH set to "0") are used.

4.1 Plot quality information per product (time dependant) coming from level 1b processing

4.1.1 Plot level 1 quality information per product (time dependant): ENVISAT ASCENDING passes

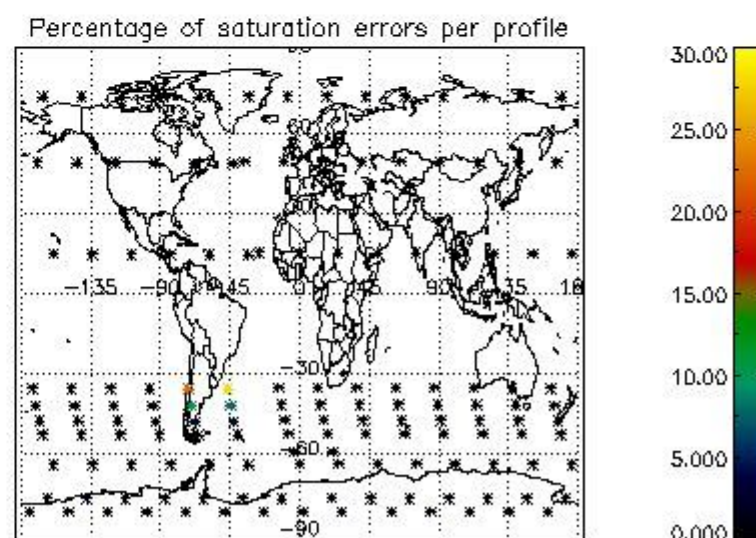
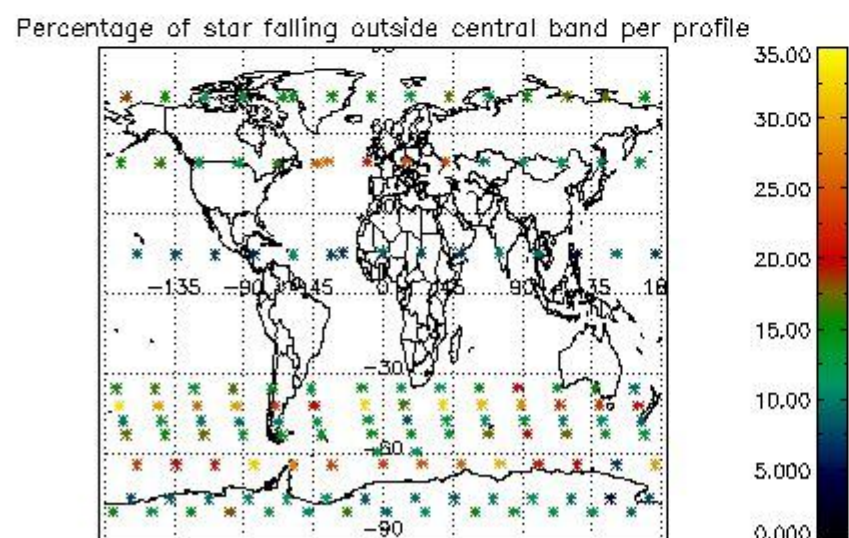
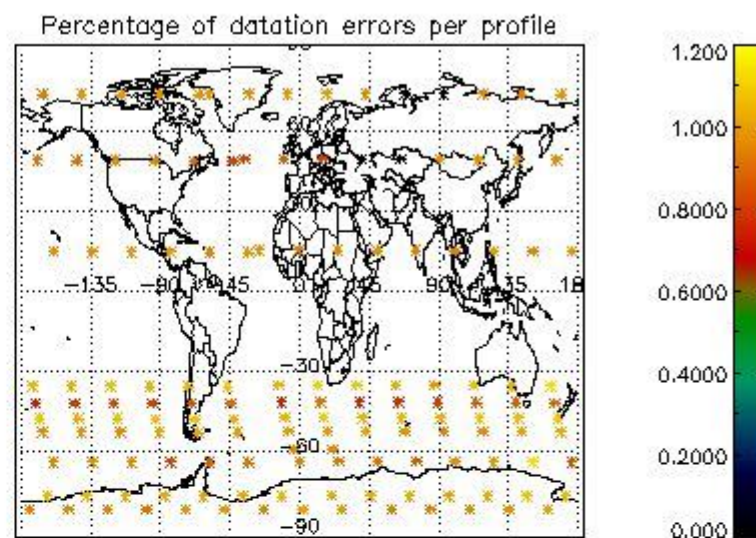
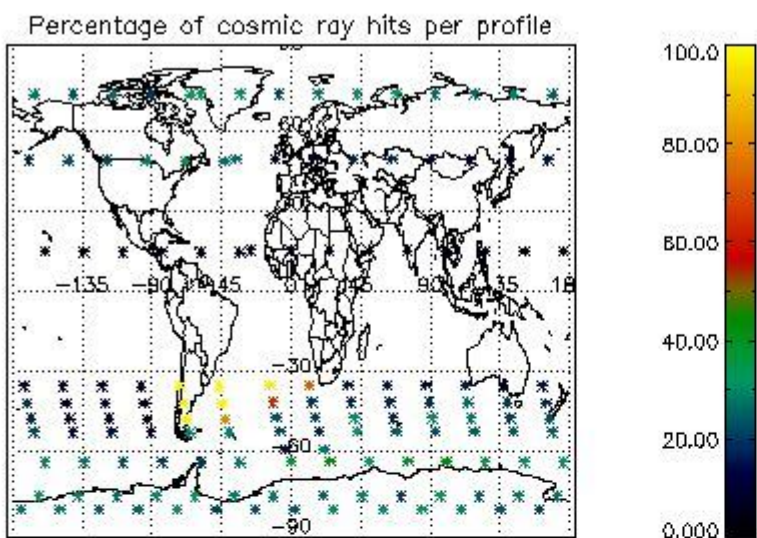


4.1.2 Plot level 1 quality information per product (time dependant): ENVI SAT DESCENDING passes

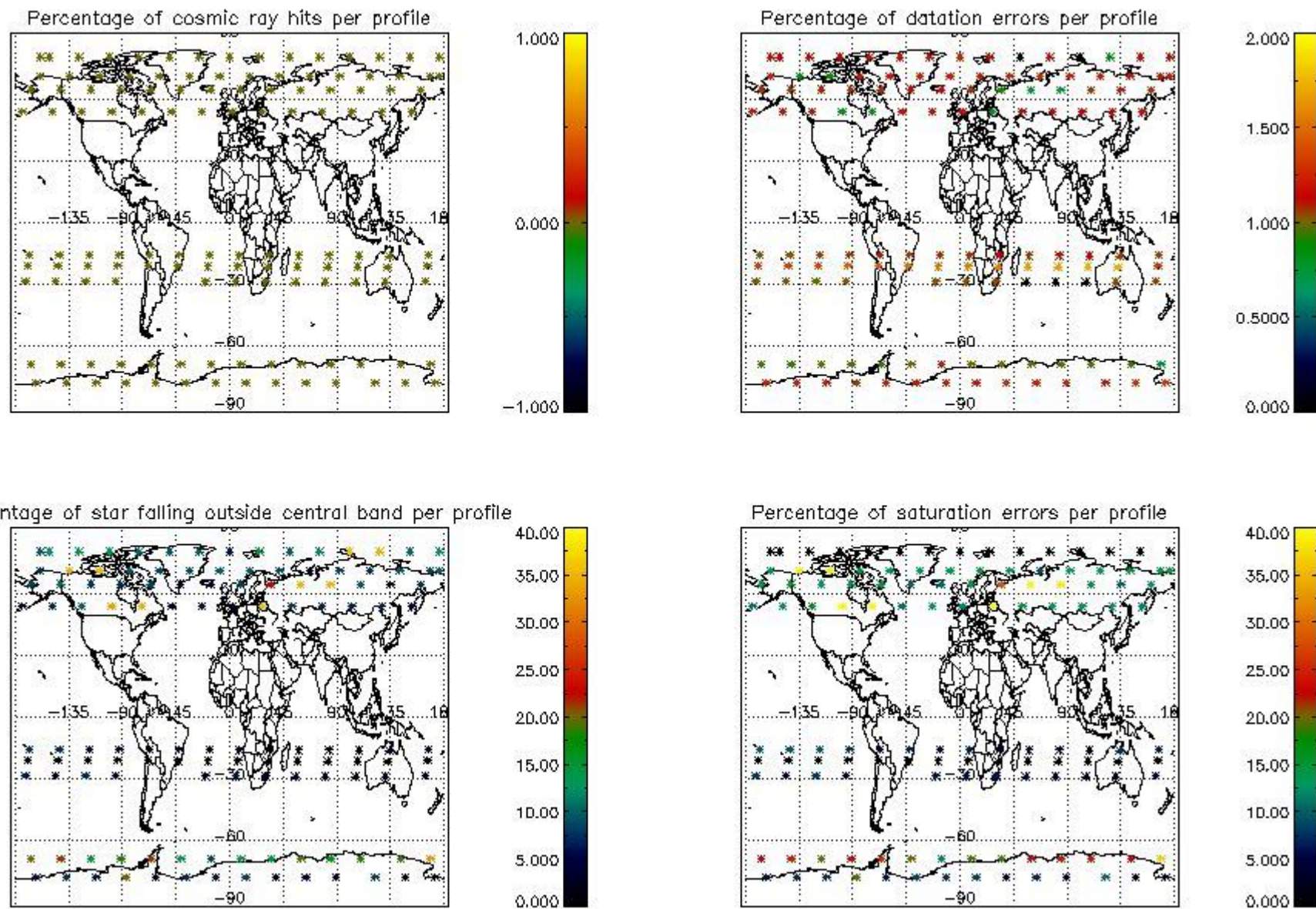


4.2 Plot quality information per product coming from level 1b processing (world map)

4.2.1 Plot level 1 quality information per product (world map): ENVISAT ASCENDING passes



4.2.2 Plot level 1 quality information per product (world map): ENVISAT DESCENDING passes



5. Trace gas profiles

5.1 Ozone statistics based on quality of products

The final quality of the products can be "measured" using the STD (Standard Deviation) attached to every point profile. This information is written to the parameter GOM_NL__2P/NL_LOCAL_SPECIES_DENSITY/o3_std of the level 2 products. The table below shows the statistics for given STD ranges.

The statistics are given with respect to the overall valid production:

- Products without fatal errors: GOM_NL__2P/MPH/PRODUCT_ERR=0
- Valid point profile: GOM_NL__2P/NL_LOCAL_SPECIES_DENSITY/pcd(0)=0

The 'Criteria' is applied to valid points of dark limb products:

- Products in dark limb illumination condition: GOM_NL__2P/NL_SUMMARY_QUALITY/obs_ill_cond=0
- Products without fatal errors: GOM_NL__2P/MPH/PRODUCT_ERR=0
- Valid point profile: GOM_NL__2P/NL_LOCAL_SPECIES_DENSITY/pcd(0)=0

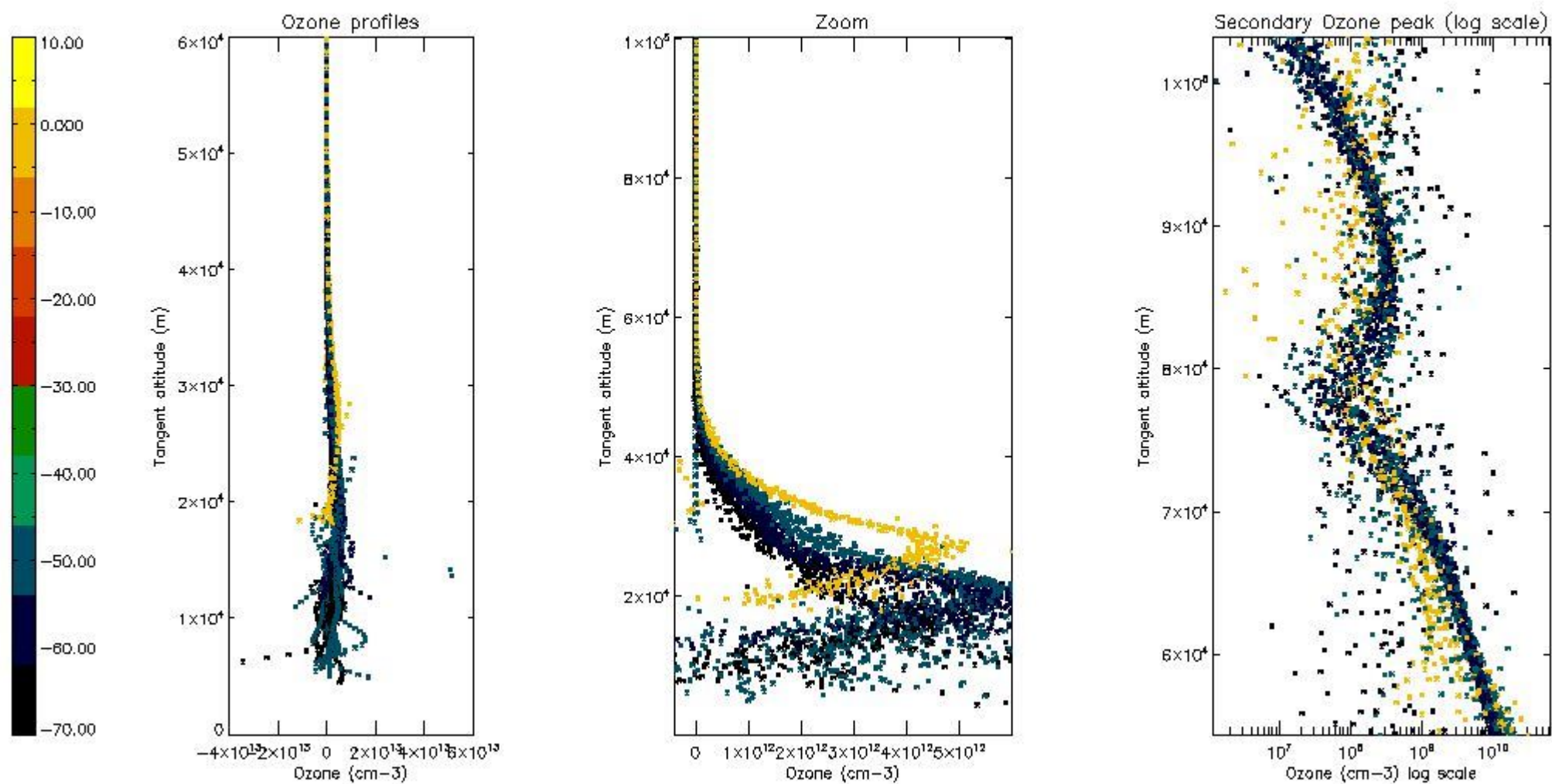
So, the table below shows the percentage of dark limb and valid observations for each criteria with respect to the overall valid daily observations.

Criteria	% of total production
All STD	35
STD < 20	19

STD < 10	14
STD < 5	9

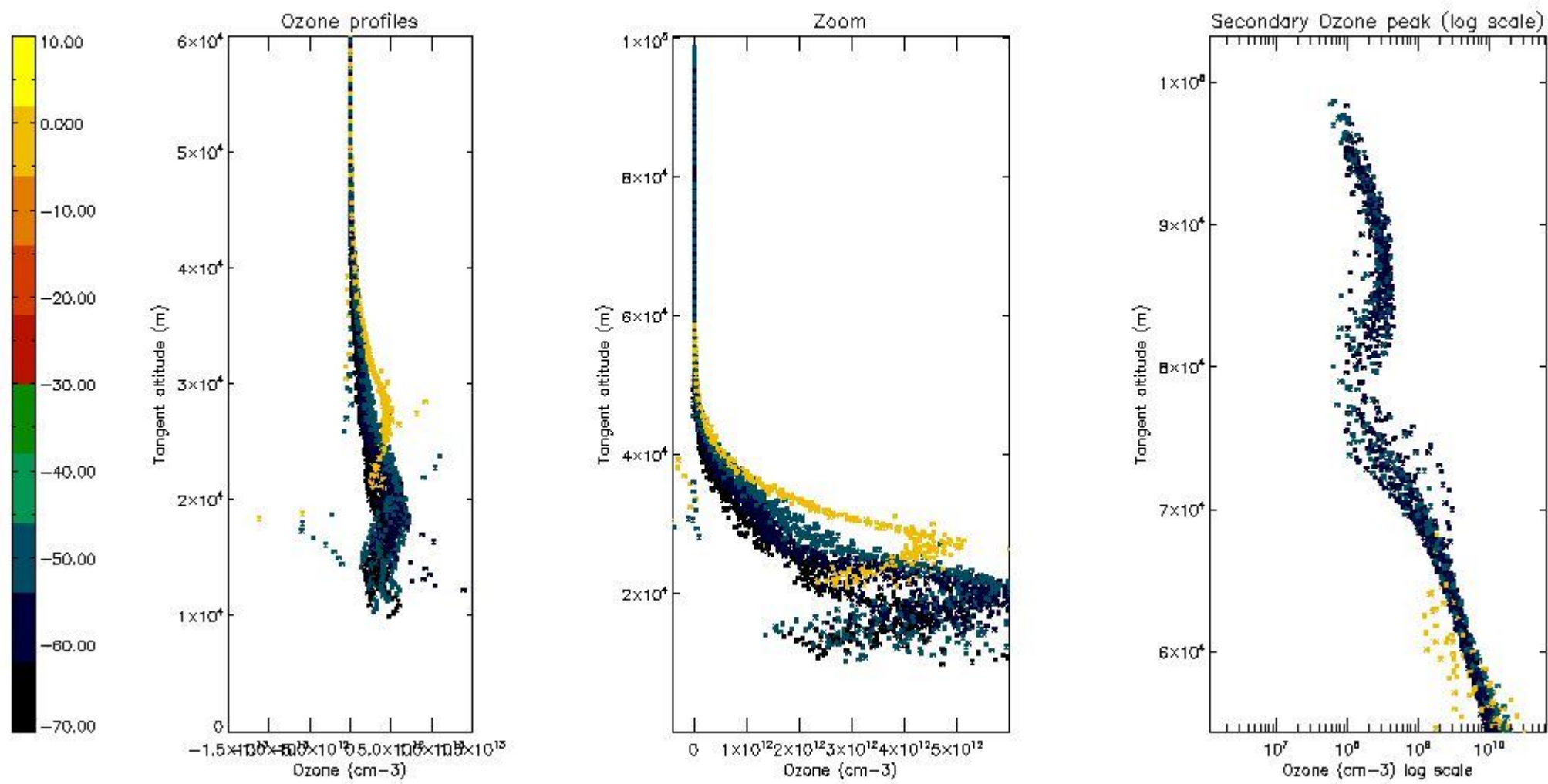
5.2 Plot ozone profiles for all STD (dark without errors)

The colorbar represents the latitude.



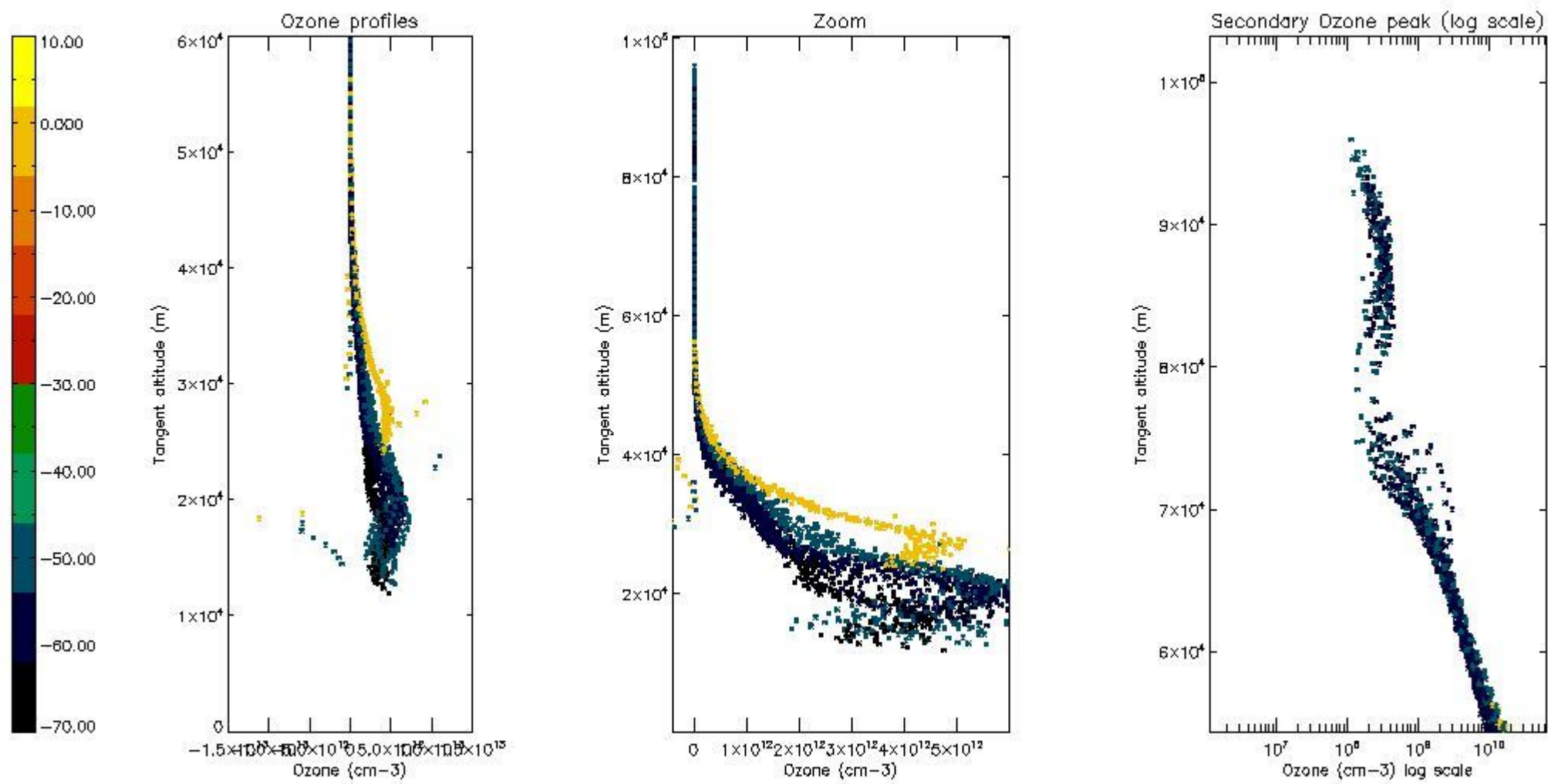
5.3 Plot ozone profiles where STD < 20% (dark without errors)

The colorbar represents the latitude.



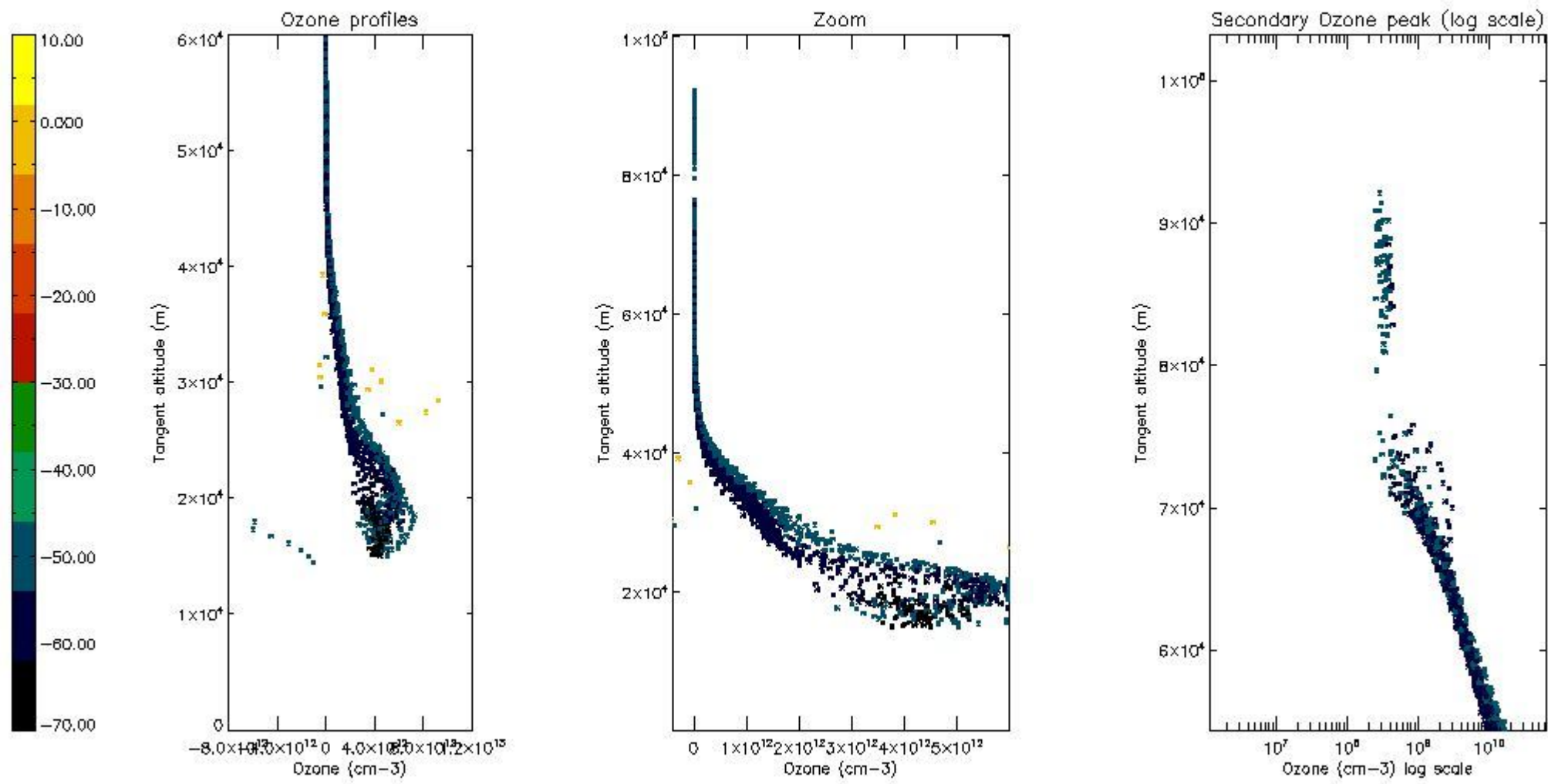
5.4 Plot ozone profiles where STD < 10% (dark without errors)

The colorbar represents the latitude.



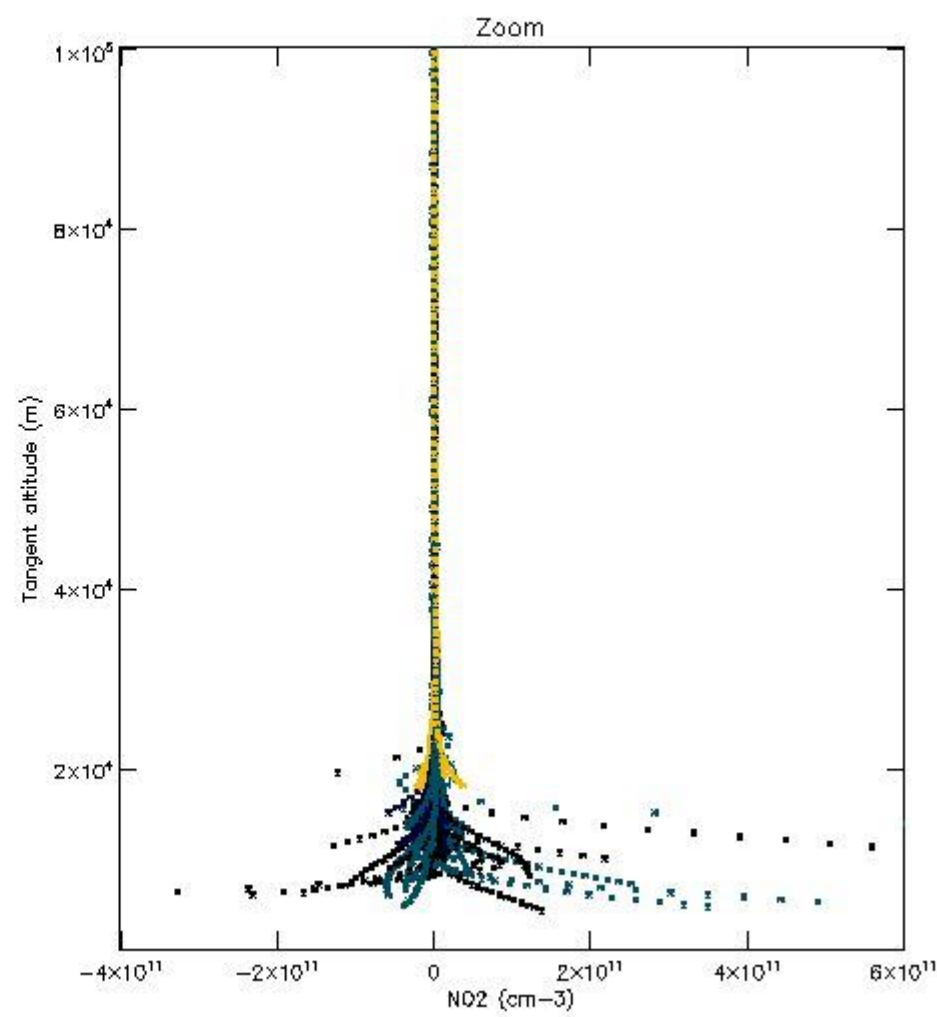
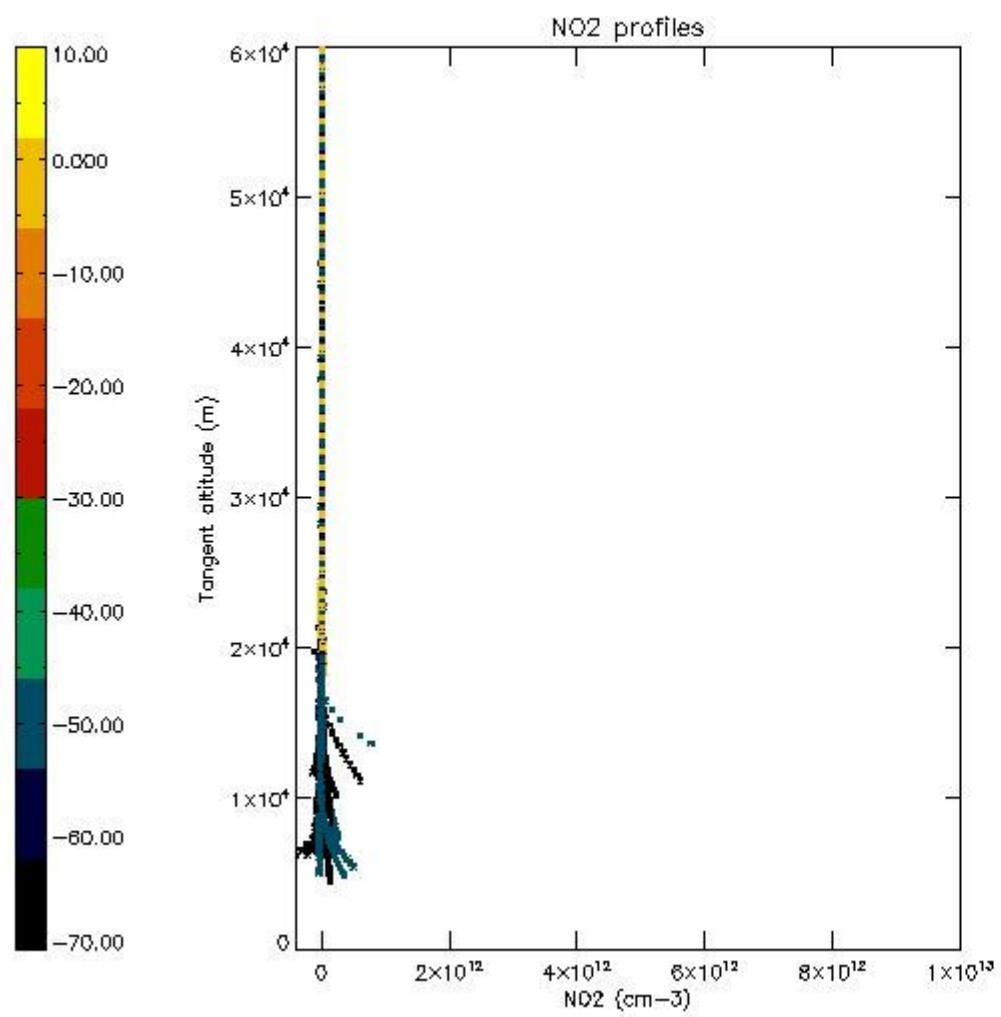
5.5 Plot ozone profiles where $STD < 5\%$ (dark without errors)

The colorbar represents the latitude.



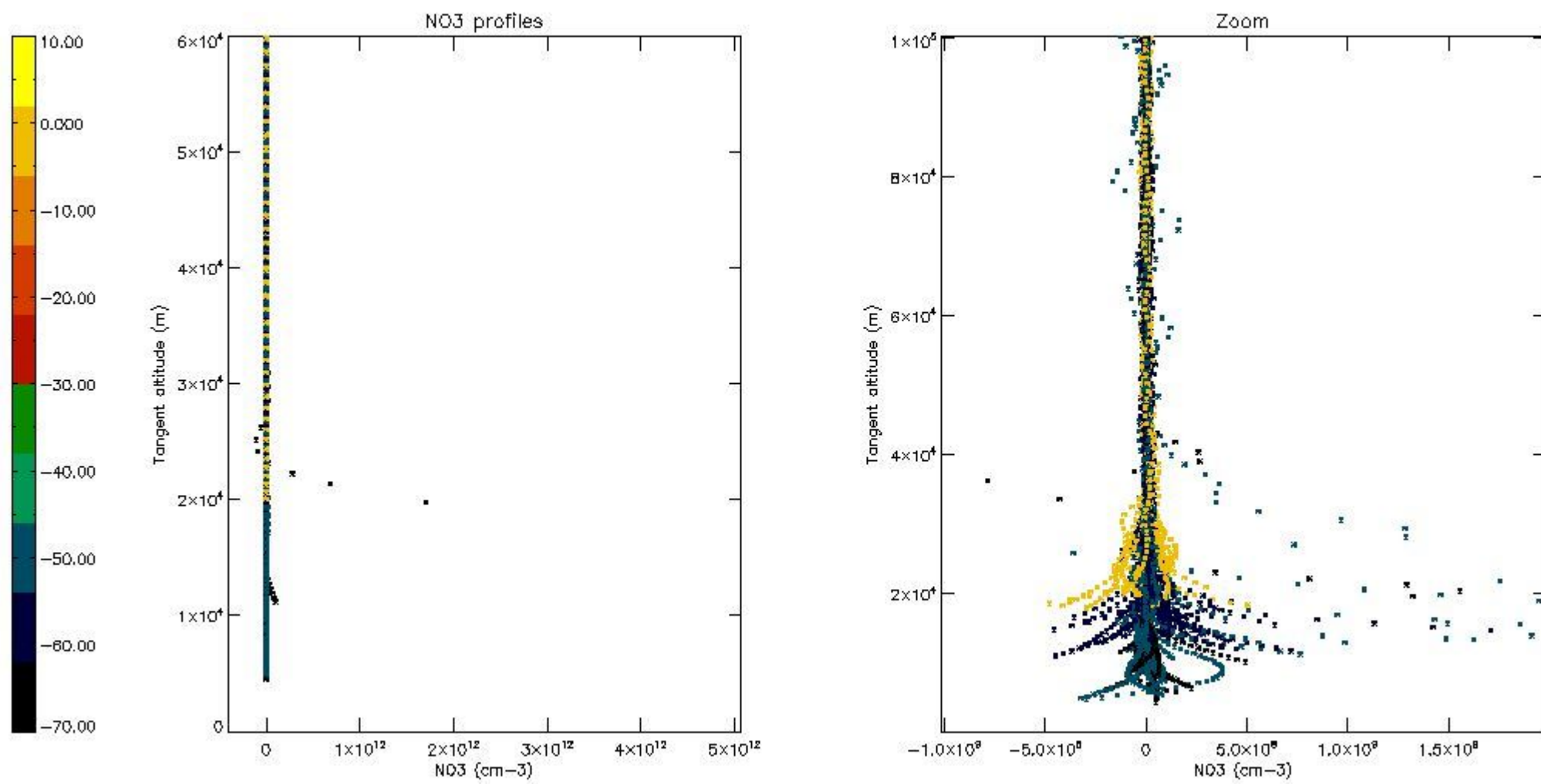
5.6 Plot NO₂ profiles for all STD (dark without errors)

The colorbar represents the latitude.



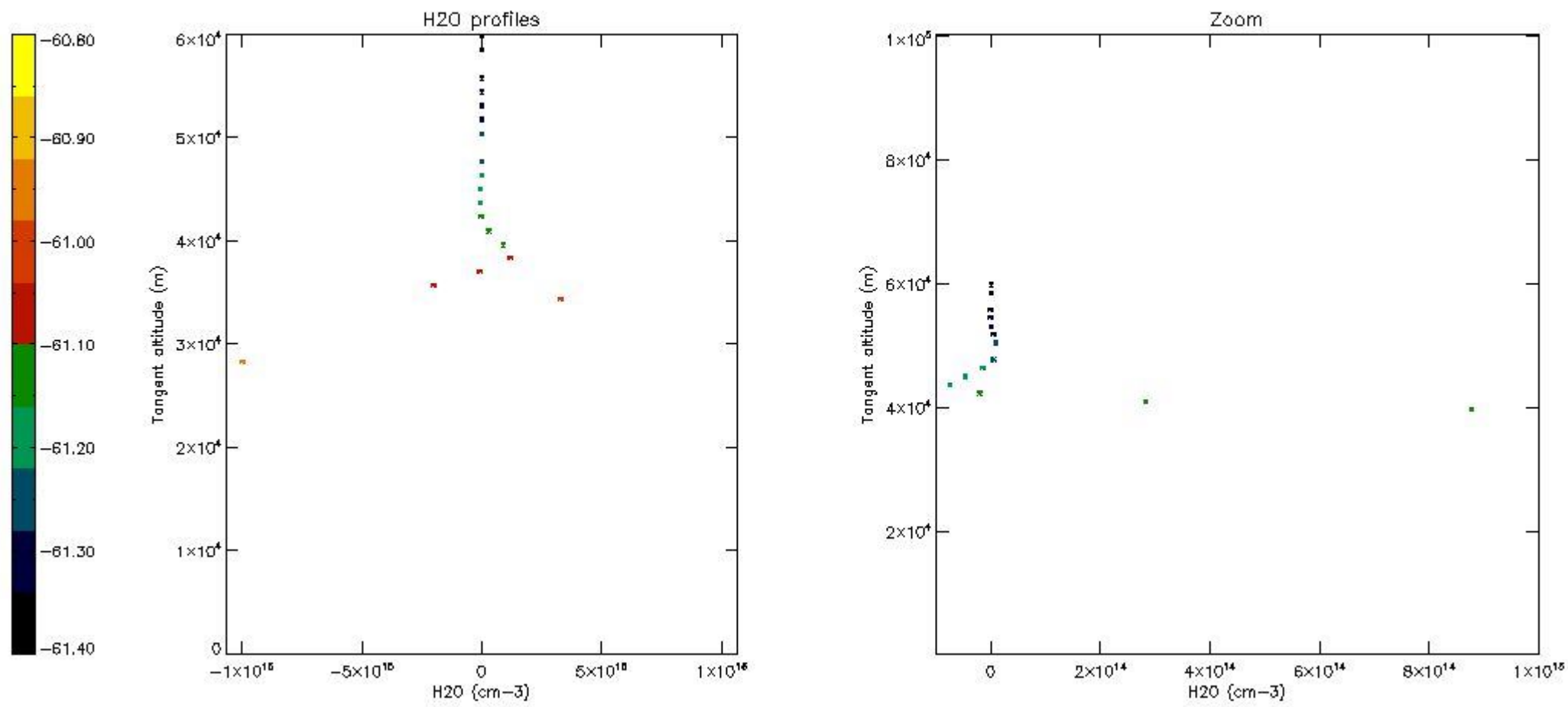
5.7 Plot NO3 profiles for all STD (dark without errors)

The colorbar represents the latitude.



5.8 Plot H2O profiles for all STD (only for occultations of stars 1,2,3,4,13,14,16,26,63 dark without errors)

The colorbar represents the latitude.



6. Auxiliary Data Files used for the production reported in section 2

The number reported in the third column indicates since which file (see list in section 2) the corresponding auxiliary file has been used. The fourth column is the date of those product files.

Type	Auxiliary Filename	Used since product	Used since product date
INST_PHYS_CHARACTERISTICS	GOM_INS_AXVIEC20091111_143220_20030716_120000_20500101_000000	1	18-AUG-2009 00:04:15
LEVEL-2_PROC_CONFIG	GOM_PR2_AXVIEC20091111_152718_20020301_000000_20500101_000000	1	18-AUG-2009 00:04:15
CROSS_SECTIONS_FILE	GOM_CRS_AXVIEC20091111_154832_20020301_000000_20500101_000000	1	18-AUG-2009 00:04:15

GOMOS Level 2 Daily Report

SUMMARY

[1. General Info](#)

[2. Summary of processed GOM_NL_2P products](#)

[3. Level 2 Quality information per product](#)

[3.1 Plot of level 2 quality information per product \(time dependant\)](#)

[3.2 Plot of level 2 quality information per product \(world map\)](#)

[4. Level 1 Quality information per product \(stored on level 2 products\)](#)

[4.1 Plot of level 1 quality information per product \(time dependant\)](#)

[4.1.1 Plot of level 1 quality information per product \(time dependant\): ASCENDING](#)

[4.1.2 Plot of level 1 quality information per product \(time dependant\): DESCENDING](#)

[4.2 Plot of level 1 quality information per product \(world map\)](#)

[4.2.1 Plot of level 1 quality information per product \(world map\): ASCENDING](#)

[4.2.2 Plot of level 1 quality information per product \(world map\): DESCENDING](#)

[5. Ozone profiles based on quality statistics and other trace gas profiles](#)

[5.1 Ozone statistics based on quality of products](#)

[5.2 Plot ozone profiles for all STD \(dark without errors\)](#)

[5.3 Plot ozone profiles where STD < 20% \(dark without errors\)](#)

[5.4. Plot ozone profiles where STD < 10% \(dark without errors\)](#)

[5.5. Plot ozone profiles where STD < 5% \(dark without errors\)](#)

[5.6 Plot NO2 profiles for all STD \(dark without errors\)](#)

[5.7 Plot NO3 profiles for all STD \(dark without errors\)](#)

[5.8 Plot H2O profiles \(only for occultations of stars 1,2,3,4,13,14,16,26,63 dark without errors\) for all STD](#)

[6. Auxiliary Data Files used for the production reported in section 2](#)

This report presents the daily analysis on parameters extracted from GOMOS level 2 data (GOM_NL__2P). It is intended to monitor some important parameters that will impact the quality of these products. A list of level 2 products (and content) that have arrived during the reporting day to the PCF is also given.

Item	Value
Time of report generation	26APR2013 11:56:03
Data source version	GOMOS/6.01
Start time of products	18-08-2009 (18AUG2009 00:00:00)
Stop time of products	19-08-2009 (19AUG2009 00:00:00)
Store outputs in DB	Yes
Nb of level 2 prods	271
Nb of prods with errors	0

2. Summary of processed GOM_NL__2P products.

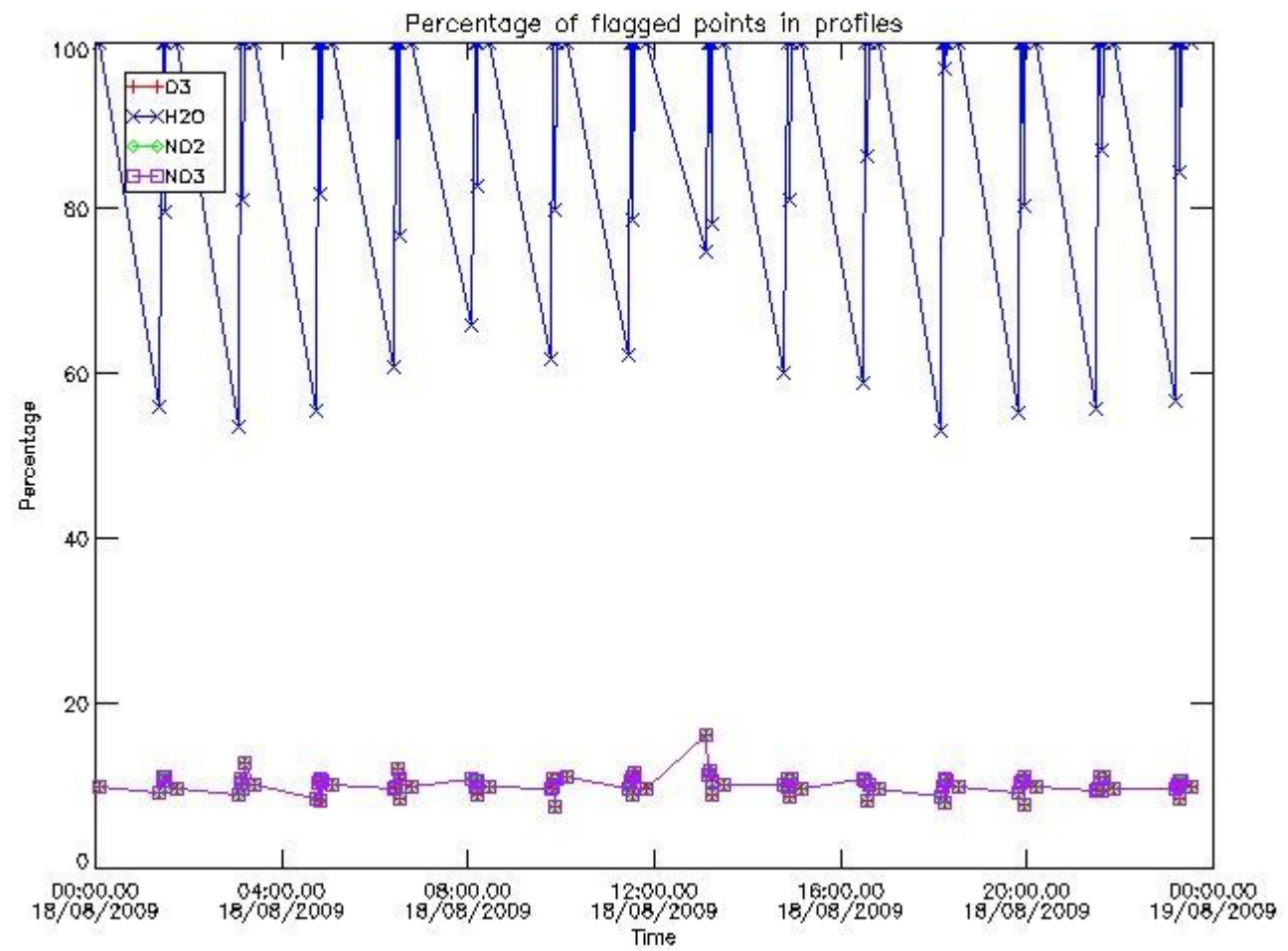
Nr	Filename	UTC Start time	Limb	Duration	Star Id	Star Name	Star Mag	Star Temp	Nb Meas	Orbit	Prod. error
1	GOM_NL__2PRFIN20090818_000415_000000512081_00403_39034_9077.N1	18-AUG-2009 00:04:15	Dark	51.000	157	The1Eri	2.9060	9300.0	102	39034	No
2	GOM_NL__2PRFIN20090818_001355_000000622081_00403_39034_9078.N1	18-AUG-2009 00:13:55	Straylight	61.500	84	Alp Phe	2.3970	4500.0	123	39034	No
3	GOM_NL__2PRFIN20090818_002115_000000522081_00403_39034_9079.N1	18-AUG-2009 00:21:15	Twilight_stray	51.500	18	24Alp PsA	1.1660	9700.0	103	39034	No
4	GOM_NL__2PRFIN20090818_002647_000000432081_00403_39034_9080.N1	18-AUG-2009 00:26:47	Bright	43.000	142	49Del Cap	2.8500	8900.0	86	39034	No
5	GOM_NL__2PRFIN20090818_003012_000000422081_00403_39034_9081.N1	18-AUG-2009 00:30:12	Bright	41.500	154	22Bet Aqr	2.8990	5700.0	83	39034	No
6	GOM_NL__2PRFIN20090818_003209_000000472081_00403_39034_9082.N1	18-AUG-2009 00:32:09	Bright	46.500	162	34Alp Aqr	2.9440	5350.0	93	39034	No
7	GOM_NL__2PRFIN20090818_003518_000000432081_00403_39034_9083.N1	18-AUG-2009 00:35:18	Bright	43.000	61	8Eps Peg	2.1000	3900.0	86	39034	No
8	GOM_NL__2PRFIN20090818_005457_000000482081_00403_39034_9084.N1	18-AUG-2009 00:54:57	Bright	47.500	74	11Bet Cas	2.2680	6600.0	95	39034	No
9	GOM_NL__2PRFIN20090818_005628_000000292081_00403_39034_9085.N1	18-AUG-2009 00:56:28	Twilight_stray	29.000	68	18Alp Cas	2.2250	4500.0	58	39034	No
10	GOM_NL__2PRFIN20090818_005833_000000482081_00403_39034_9086.N1	18-AUG-2009 00:58:33	Bright	48.000	110	37Del Cas	2.6780	8900.0	96	39034	No
11	GOM_NL__2PRFIN20090818_011003_000000532081_00403_39034_9087.N1	18-AUG-2009 01:10:03	Bright	52.500	6	13Alp Aur	0.080000	3400.0	105	39034	No
12	GOM_NL__2PRFIN20090818_011302_000000402081_00403_39034_9088.N1	18-AUG-2009 01:13:02	Bright	40.000	107	37The Aur	2.6490	11000.	80	39034	No
13	GOM_NL__2PRFIN20090818_011611_000000512081_00403_39034_9089.N1	18-AUG-2009 01:16:11	Twilight_stray	50.500	28	12Bet Tau	1.6500	15200.	101	39034	No
14	GOM_NL__2PRFIN20090818_011836_000000482081_00403_39034_9090.N1	18-AUG-2009 01:18:36	Twilight_stray	47.500	176	23Zet Tau	3.0200	22000.	95	39034	No
15	GOM_NL__2PRFIN20090818_012237_000000552081_00403_39034_9091.N1	18-AUG-2009 01:22:37	Dark	55.000	14	58Alp Ori	0.87000	3000.0	110	39034	No
16	GOM_NL__2PRFIN20090818_012553_000000502081_00403_39034_9092.N1	18-AUG-2009 01:25:53	Dark	50.000	30	46Eps Ori	1.6940	30000.	100	39034	No
17	GOM_NL__2PRFIN20090818_012719_000000482081_00403_39034_9093.N1	18-AUG-2009 01:27:19	Dark	48.000	125	44Iot Ori	2.7700	30000.	96	39034	No
18	GOM_NL__2PRFIN20090818_012858_000000572081_00403_39034_9094.N1	18-AUG-2009 01:28:58	Dark	56.500	7	19Bet Ori	0.10000	14000.	113	39034	No
19	GOM_NL__2PRFIN20090818_013046_000000462081_00403_39034_9095.N1	18-AUG-2009 01:30:46	Dark	46.000	101	11Alp Lep	2.5820	7000.0	92	39034	No
20	GOM_NL__2PRFIN20090818_014451_000000532081_00404_39035_9091.N1	18-AUG-2009 01:44:51	Dark	53.000	157	The1Eri	2.9060	9300.0	106	39035	No
21	GOM_NL__2PRFIN20090818_015432_000000552081_00404_39035_9092.N1	18-AUG-2009 01:54:32	Straylight	55.000	84	Alp Phe	2.3970	4500.0	110	39035	No
22	GOM_NL__2PRFIN20090818_020151_000000522081_00404_39035_9093.N1	18-AUG-2009 02:01:51	Twilight_stray	51.500	18	24Alp PsA	1.1660	9700.0	103	39035	No
23	GOM_NL__2PRFIN20090818_020723_000000452081_00404_39035_9094.N1	18-AUG-2009 02:07:23	Bright	44.500	142	49Del Cap	2.8500	8900.0	89	39035	No
24	GOM_NL__2PRFIN20090818_021047_000000422081_00404_39035_9095.N1	18-AUG-2009 02:10:47	Bright	42.000	154	22Bet Aqr	2.8990	5700.0	84	39035	No
25	GOM_NL__2PRFIN20090818_021244_000000452081_00404_39035_9096.N1	18-AUG-2009 02:12:44	Bright	45.000	162	34Alp Aqr	2.9440	5350.0	90	39035	No
26	GOM_NL__2PRFIN20090818_021554_000000442081_00404_39035_9097.N1	18-AUG-2009 02:15:54	Bright	44.000	61	8Eps Peg	2.1000	3900.0	88	39035	No
27	GOM_NL__2PRFIN20090818_023532_000000442081_00404_39035_9098.N1	18-AUG-2009 02:35:32	Bright	44.000	74	11Bet Cas	2.2680	6600.0	88	39035	No
28	GOM_NL__2PRFIN20090818_023703_000000292081_00404_39035_9099.N1	18-AUG-2009 02:37:03	Twilight_stray	29.000	68	18Alp Cas	2.2250	4500.0	58	39035	No
29	GOM_NL__2PRFIN20090818_023908_000000462081_00404_39035_9100.N1	18-AUG-2009 02:39:08	Bright	45.500	110	37Del Cas	2.6780	8900.0	91	39035	No
30	GOM_NL__2PRFIN20090818_025039_000000512081_00404_39035_9101.N1	18-AUG-2009 02:50:39	Bright	51.000	6	13Alp Aur	0.080000	3400.0	102	39035	No
31	GOM_NL__2PRFIN20090818_025337_000000412081_00404_39035_9102.N1	18-AUG-2009 02:53:37	Bright	40.500	107	37The Aur	2.6490	11000.	81	39035	No
32	GOM_NL__2PRFIN20090818_025647_000000502081_00404_39035_9103.N1	18-AUG-2009 02:56:47	Twilight_stray	49.500	28	12Bet Tau	1.6500	15200.	99	39035	No
33	GOM_NL__2PRFIN20090818_025912_000000492081_00404_39035_9104.N1	18-AUG-2009 02:59:12	Twilight_stray	49.000	176	23Zet Tau	3.0200	22000.	98	39035	No
34	GOM_NL__2PRFIN20090818_030313_000000582081_00404_39035_9105.N1	18-AUG-2009 03:03:13	Dark	57.500	14	58Alp Ori	0.87000	3000.0	115	39035	No
35	GOM_NL__2PRFIN20090818_030630_000000492081_00404_39035_9106.N1	18-AUG-2009 03:06:30	Dark	49.000	30	46Eps Ori	1.6940	30000.	98	39035	No
36	GOM_NL__2PRFIN20090818_030756_000000472081_00404_39035_9107.N1	18-AUG-2009 03:07:56	Dark	46.500	125	44Iot Ori	2.7700	30000.	93	39035	No
37	GOM_NL__2PRFIN20090818_030935_000000582081_00404_39035_9108.N1	18-AUG-2009 03:09:35	Dark	58.000	7	19Bet Ori	0.10000	14000.	116	39035	No
38	GOM_NL__2PRFIN20090818_031123_000000482081_00404_39035_9109.N1	18-AUG-2009 03:11:23	Dark	47.500	101	11Alp Lep	2.5820	7000.0	95	39035	No
39	GOM_NL__2PRFIN20090818_032529_000000512081_00405_39036_9106.N1	18-AUG-2009 03:25:29	Dark	50.500	157	The1Eri	2.9060	9300.0	101	39036	No
40	GOM_NL__2PRFIN20090818_033509_000000532081_00405_39036_9107.N1	18-AUG-2009 03:35:09	Straylight	52.500	84	Alp Phe	2.3970	4500.0	105	39036	No
41	GOM_NL__2PRFIN20090818_034228_000000512081_00405_39036_9108.N1	18-AUG-2009 03:42:28	Twilight_stray	50.500	18	24Alp PsA	1.1660	9700.0	101	39036	No
42	GOM_NL__2PRFIN20090818_034759_000000432081_00405_39036_9109.N1	18-AUG-2009 03:47:59	Bright	43.000	142	49Del Cap	2.8500	8900.0	86	39036	No

220	GOM_NL__2PRFIN20090818_194249_000000522081_00414_39045_9275.N1	18-AUG-2009 19:42:49	Twilight	52.000	28	12Bet Tau	1.6500	15200.	104	39045	No
221	GOM_NL__2PRFIN20090818_194515_000000492081_00414_39045_9276.N1	18-AUG-2009 19:45:15	Twilight	49.000	176	23Zet Tau	3.0200	22000.	98	39045	No
222	GOM_NL__2PRFIN20090818_194917_000000552081_00414_39045_9277.N1	18-AUG-2009 19:49:17	Dark	55.000	14	58Alp Ori	0.87000	3000.0	110	39045	No
223	GOM_NL__2PRFIN20090818_195236_000000502081_00414_39045_9278.N1	18-AUG-2009 19:52:36	Dark	49.500	30	46Eps Ori	1.6940	30000.	99	39045	No
224	GOM_NL__2PRFIN20090818_195403_000000482081_00414_39045_9279.N1	18-AUG-2009 19:54:03	Dark	48.000	125	44Iot Ori	2.7700	30000.	96	39045	No
225	GOM_NL__2PRFIN20090818_195543_000000672081_00414_39045_9280.N1	18-AUG-2009 19:55:43	Dark	66.500	7	19Bet Ori	0.10000	14000.	133	39045	No
226	GOM_NL__2PRFIN20090818_195730_000000462081_00414_39045_9281.N1	18-AUG-2009 19:57:30	Dark	46.000	101	11Alp Lep	2.5820	7000.0	92	39045	No
227	GOM_NL__2PRFIN20090818_201140_000000522081_00415_39046_9280.N1	18-AUG-2009 20:11:40	Dark	52.000	157	The1Eri	2.9060	9300.0	104	39046	No
228	GOM_NL__2PRFIN20090818_202116_000000612081_00415_39046_9281.N1	18-AUG-2009 20:21:16	Straylight	60.500	84	Alp Phe	2.3970	4500.0	121	39046	No
229	GOM_NL__2PRFIN20090818_202831_000000512081_00415_39046_9282.N1	18-AUG-2009 20:28:31	Twilight	51.000	18	24Alp PsA	1.1660	9700.0	102	39046	No
230	GOM_NL__2PRFIN20090818_203400_000000442081_00415_39046_9283.N1	18-AUG-2009 20:34:00	Bright	44.000	142	49Del Cap	2.8500	8900.0	88	39046	No
231	GOM_NL__2PRFIN20090818_203723_000000582081_00415_39046_9284.N1	18-AUG-2009 20:37:23	Bright	58.000	154	22Bet Aqr	2.8990	5700.0	116	39046	No
232	GOM_NL__2PRFIN20090818_203918_000000472081_00415_39046_9285.N1	18-AUG-2009 20:39:18	Bright	47.000	162	34Alp Aqr	2.9440	5350.0	94	39046	No
233	GOM_NL__2PRFIN20090818_204226_000000432081_00415_39046_9286.N1	18-AUG-2009 20:42:26	Bright	43.000	61	8Eps Peg	2.1000	3900.0	86	39046	No
234	GOM_NL__2PRFIN20090818_210159_000000492081_00415_39046_9287.N1	18-AUG-2009 21:01:59	Bright	48.500	74	11Bet Cas	2.2680	6600.0	97	39046	No
235	GOM_NL__2PRFIN20090818_210328_000000382081_00415_39046_9288.N1	18-AUG-2009 21:03:28	Bright	38.000	68	18Alp Cas	2.2250	4500.0	76	39046	No
236	GOM_NL__2PRFIN20090818_210535_000000502081_00415_39046_9289.N1	18-AUG-2009 21:05:35	Bright	49.500	110	37Del Cas	2.6780	8900.0	99	39046	No
237	GOM_NL__2PRFIN20090818_211713_000000642081_00415_39046_9290.N1	18-AUG-2009 21:17:13	Bright	64.000	6	13Alp Aur	0.080000	3400.0	128	39046	No
238	GOM_NL__2PRFIN20090818_212014_000000392081_00415_39046_9291.N1	18-AUG-2009 21:20:14	Bright	38.500	107	37The Aur	2.6490	11000.	77	39046	No
239	GOM_NL__2PRFIN20090818_212325_000000542081_00415_39046_9292.N1	18-AUG-2009 21:23:25	Twilight	53.500	28	12Bet Tau	1.6500	15200.	107	39046	No
240	GOM_NL__2PRFIN20090818_212551_000000492081_00415_39046_9293.N1	18-AUG-2009 21:25:51	Twilight	48.500	176	23Zet Tau	3.0200	22000.	97	39046	No
241	GOM_NL__2PRFIN20090818_212954_000000552081_00415_39046_9294.N1	18-AUG-2009 21:29:54	Dark	54.500	14	58Alp Ori	0.87000	3000.0	109	39046	No
242	GOM_NL__2PRFIN20090818_213115_000000532081_00415_39046_9295.N1	18-AUG-2009 21:31:15	Dark	52.500	27	24Gam Ori	1.6360	26000.	105	39046	No
243	GOM_NL__2PRFIN20090818_213312_000000512081_00415_39046_9296.N1	18-AUG-2009 21:33:12	Dark	50.500	30	46Eps Ori	1.6940	30000.	101	39046	No
244	GOM_NL__2PRFIN20090818_213439_000000462081_00415_39046_9297.N1	18-AUG-2009 21:34:39	Dark	45.500	125	44Iot Ori	2.7700	30000.	91	39046	No
245	GOM_NL__2PRFIN20090818_213620_000000552081_00415_39046_9298.N1	18-AUG-2009 21:36:20	Dark	54.500	7	19Bet Ori	0.10000	14000.	109	39046	No
246	GOM_NL__2PRFIN20090818_213807_000000462081_00415_39046_9299.N1	18-AUG-2009 21:38:07	Dark	45.500	101	11Alp Lep	2.5820	7000.0	91	39046	No
247	GOM_NL__2PRFIN20090818_215217_000000542081_00416_39047_9295.N1	18-AUG-2009 21:52:17	Dark	53.500	157	The1Eri	2.9060	9300.0	107	39047	No
248	GOM_NL__2PRFIN20090818_220153_000000582081_00416_39047_9296.N1	18-AUG-2009 22:01:53	Straylight	57.500	84	Alp Phe	2.3970	4500.0	115	39047	No
249	GOM_NL__2PRFIN20090818_220908_000000522081_00416_39047_9297.N1	18-AUG-2009 22:09:08	Twilight	52.000	18	24Alp PsA	1.1660	9700.0	104	39047	No
250	GOM_NL__2PRFIN20090818_221436_000000442081_00416_39047_9298.N1	18-AUG-2009 22:14:36	Bright	44.000	142	49Del Cap	2.8500	8900.0	88	39047	No
251	GOM_NL__2PRFIN20090818_221759_000000412081_00416_39047_9299.N1	18-AUG-2009 22:17:59	Bright	40.500	154	22Bet Aqr	2.8990	5700.0	81	39047	No
252	GOM_NL__2PRFIN20090818_221954_000000472081_00416_39047_9300.N1	18-AUG-2009 22:19:54	Bright	46.500	162	34Alp Aqr	2.9440	5350.0	93	39047	No
253	GOM_NL__2PRFIN20090818_222302_000000422081_00416_39047_9301.N1	18-AUG-2009 22:23:02	Bright	42.000	61	8Eps Peg	2.1000	3900.0	84	39047	No
254	GOM_NL__2PRFIN20090818_224234_000000472081_00416_39047_9302.N1	18-AUG-2009 22:42:34	Bright	47.000	74	11Bet Cas	2.2680	6600.0	94	39047	No
255	GOM_NL__2PRFIN20090818_224403_000000382081_00416_39047_9303.N1	18-AUG-2009 22:44:03	Bright	38.000	68	18Alp Cas	2.2250	4500.0	76	39047	No
256	GOM_NL__2PRFIN20090818_224610_000000482081_00416_39047_9304.N1	18-AUG-2009 22:46:10	Bright	47.500	110	37Del Cas	2.6780	8900.0	95	39047	No
257	GOM_NL__2PRFIN20090818_225749_000000532081_00416_39047_9305.N1	18-AUG-2009 22:57:49	Bright	52.500	6	13Alp Aur	0.080000	3400.0	105	39047	No
258	GOM_NL__2PRFIN20090818_230049_000000432081_00416_39047_9306.N1	18-AUG-2009 23:00:49	Bright	42.500	107	37The Aur	2.6490	11000.	85	39047	No
259	GOM_NL__2PRFIN20090818_230401_000000542081_00416_39047_9307.N1	18-AUG-2009 23:04:01	Twilight	53.500	28	12Bet Tau	1.6500	15200.	107	39047	No
260	GOM_NL__2PRFIN20090818_230627_000000492081_00416_39047_9308.N1	18-AUG-2009 23:06:27	Twilight	49.000	176	23Zet Tau	3.0200	22000.	98	39047	No
261	GOM_NL__2PRFIN20090818_231030_000000542081_00416_39047_9309.N1	18-AUG-2009 23:10:30	Dark	53.500	14	58Alp Ori	0.87000	3000.0	107	39047	No
262	GOM_NL__2PRFIN20090818_231152_000000532081_00416_39047_9310.N1	18-AUG-2009 23:11:52	Dark	52.500	27	24Gam Ori	1.6360	26000.	105	39047	No
263	GOM_NL__2PRFIN20090818_231349_000000512081_00416_39047_9311.N1	18-AUG-2009 23:13:49	Dark	50.500	30	46Eps Ori	1.6940	30000.	101	39047	No
264	GOM_NL__2PRFIN20090818_231516_000000482081_00416_39047_9312.N1	18-AUG-2009 23:15:16	Dark	48.000	125	44Iot Ori	2.7700	30000.	96	39047	No
265	GOM_NL__2PRFIN20090818_231657_000000672081_00416_39047_9313.N1	18-AUG-2009 23:16:57	Dark	67.000	7	19Bet Ori	0.10000	14000.	134	39047	No
266	GOM_NL__2PRFIN20090818_231843_000000482081_00416_39047_9314.N1	18-AUG-2009 23:18:43	Dark	48.000	101	11Alp Lep	2.5820	7000.0	96	39047	No
267	GOM_NL__2PRFIN20090818_233254_000000522081_00417_39048_9310.N1	18-AUG-2009 23:32:54	Dark	51.500	157	The1Eri	2.9060	9300.0	103	39048	No
268	GOM_NL__2PRFIN20090818_234229_000000622081_00417_39048_9311.N1	18-AUG-2009 23:42:29	Straylight	62.000	84	Alp Phe	2.3970	4500.0	124	39048	No
269	GOM_NL__2PRFIN20090818_234944_000000512081_00417_39048_9312.N1	18-AUG-2009 23:49:44	Twilight	51.000	18	24Alp PsA	1.1660	9700.0	102	39048	No
270	GOM_NL__2PRFIN20090818_235512_000000442081_00417_39048_9313.N1	18-AUG-2009 23:55:12	Bright	44.000	142	49Del Cap	2.8500	8900.0	88	39048	No
271	GOM_NL__2PRFIN20090818_235835_000000412081_00417_39048_9314.N1	18-AUG-2009 23:58:35	Bright	41.000	154	22Bet Aqr	2.8990	5700.0	82	39048	No

3. Quality information per product

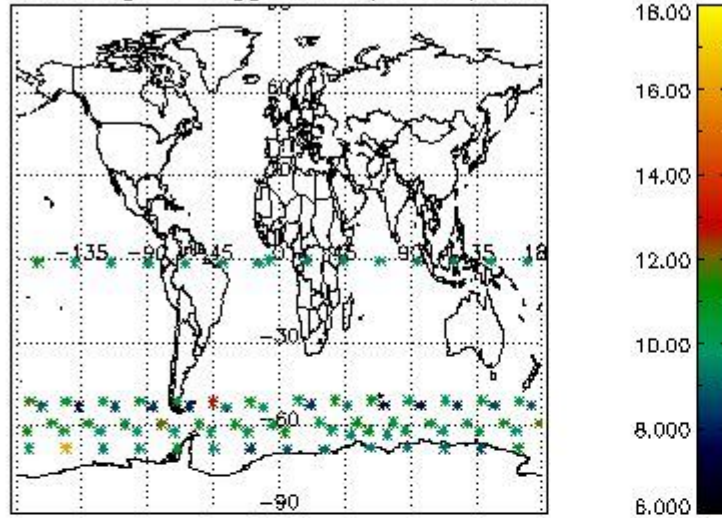
In this section it is plotted some information contained in the Quality Summary data set of the level 2 products. Only products in dark limb conditions and without errors (error flag in the MPH set to "0") are used.

3.1 Plot quality information per product (time dependant)

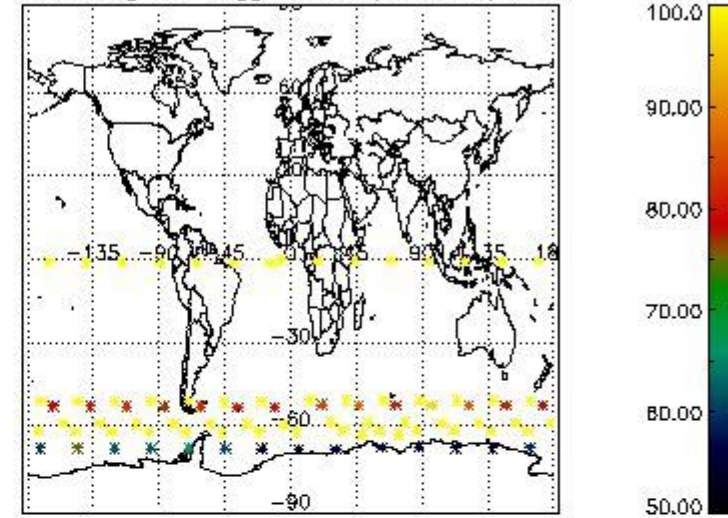


3.2 Plot quality information per product (world map)

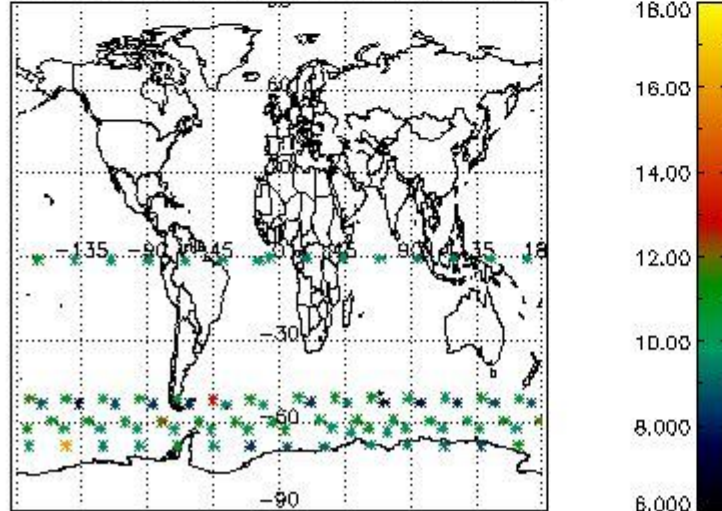
Percentage of flagged data per O3 profile



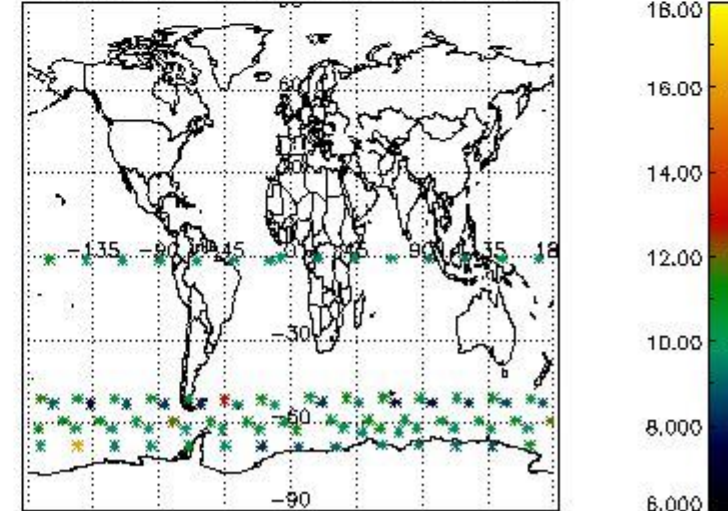
Percentage of flagged data per H2O profile



Percentage of flagged data per NO2 profile



Percentage of flagged data per NO3 profile

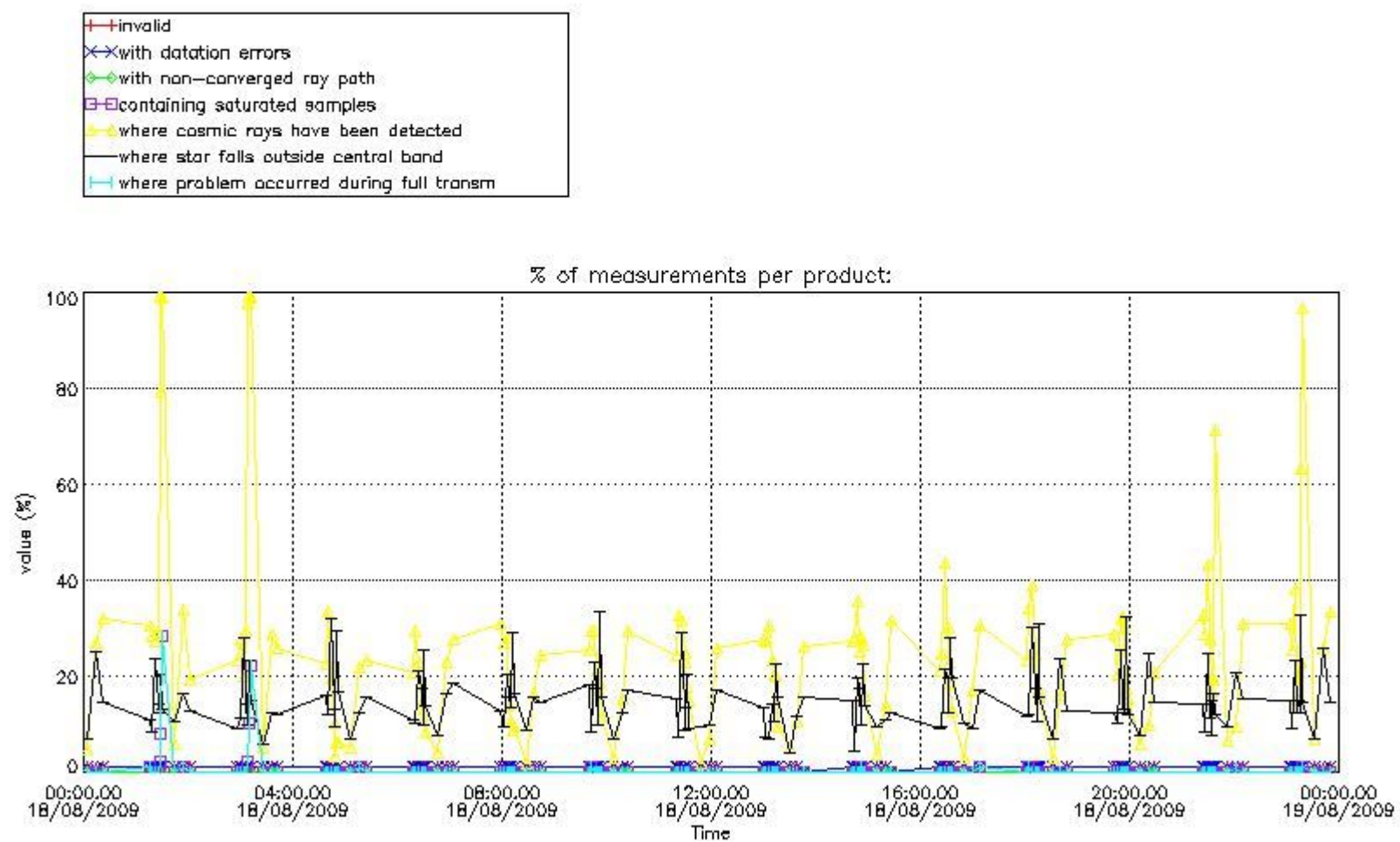


4. Level 1 quality information per product

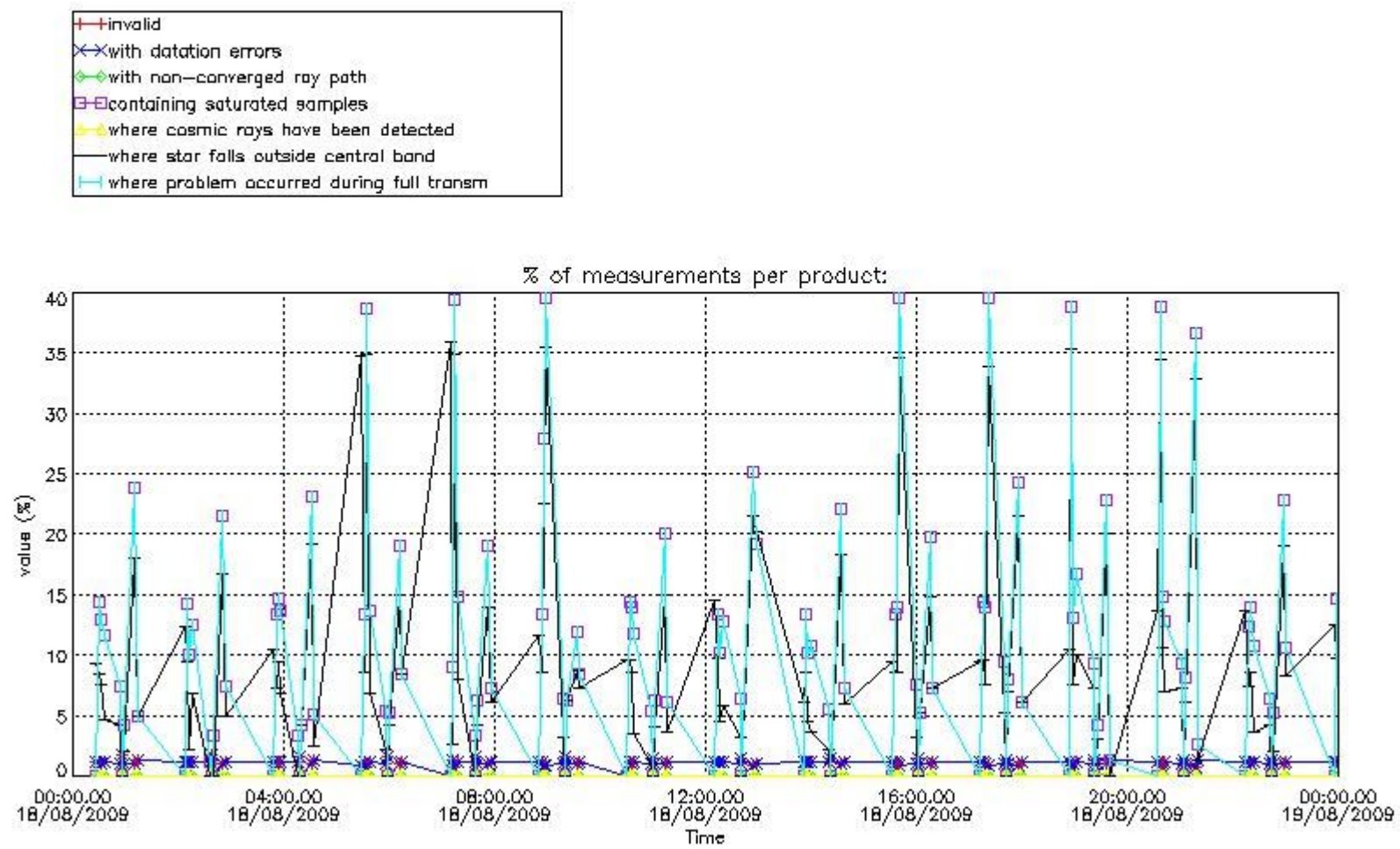
In this section it is plotted some information contained in the Quality Summary data set of the level 2 products that comes from the level 1b processing. Products without errors (error flag in the MPH set to "0") are used.

4.1 Plot quality information per product (time dependant) coming from level 1b processing

4.1.1 Plot level 1 quality information per product (time dependant): ENVISAT ASCENDING passes

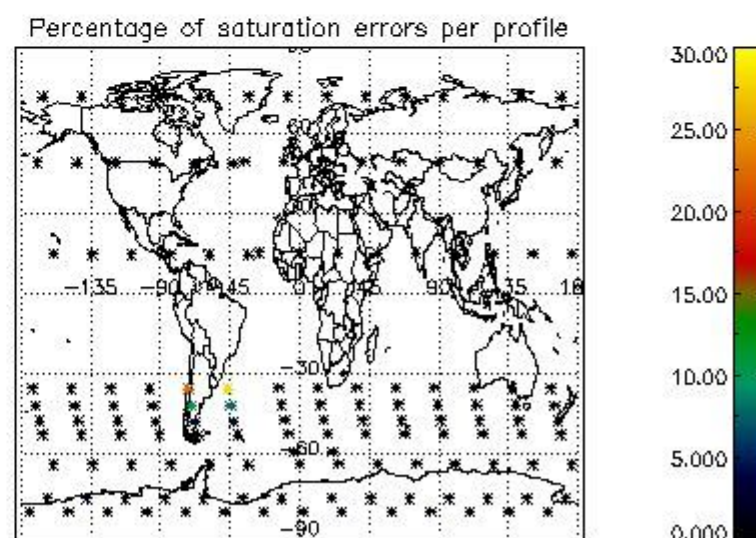
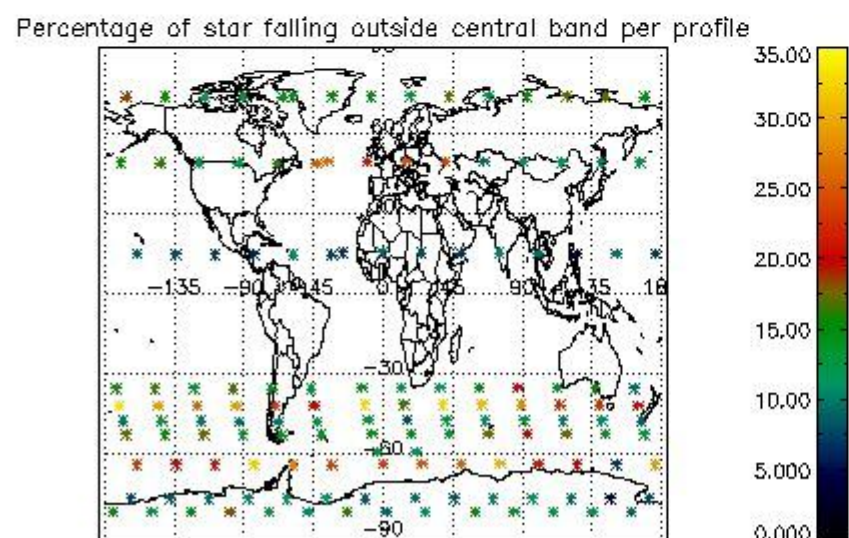
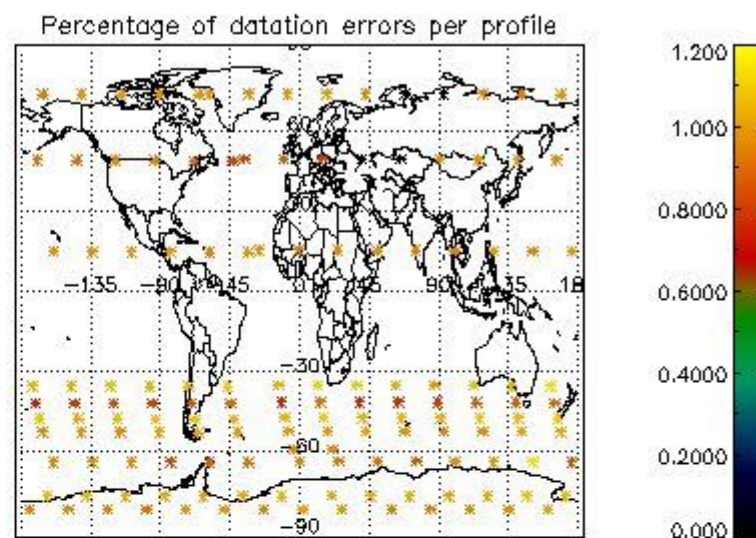
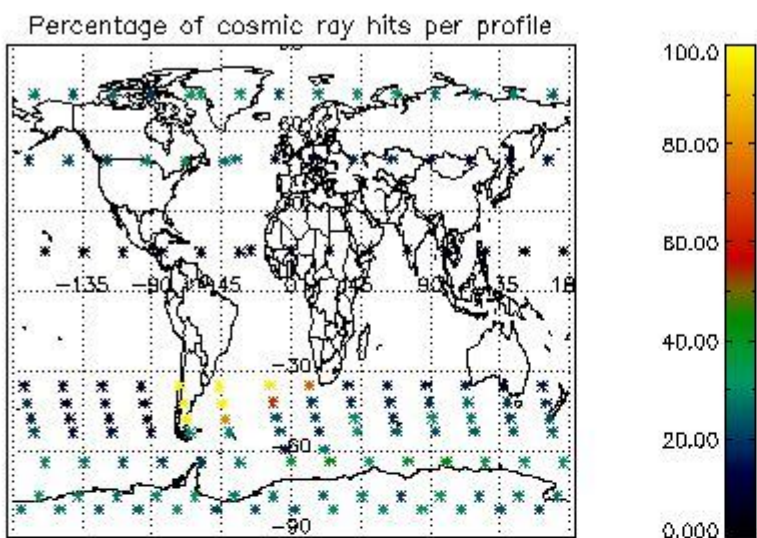


4.1.2 Plot level 1 quality information per product (time dependant): ENVI SAT DESCENDING passes

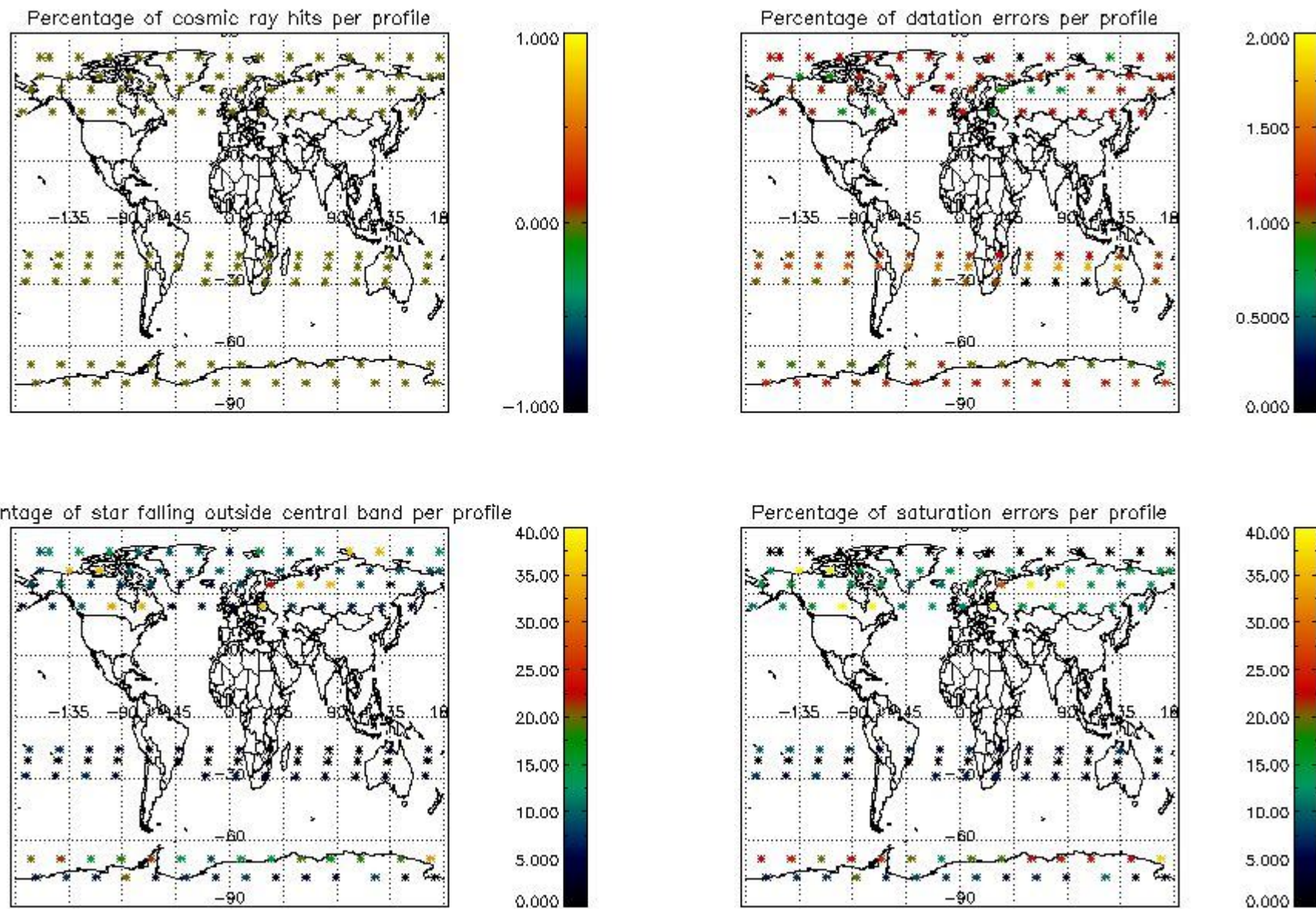


4.2 Plot quality information per product coming from level 1b processing (world map)

4.2.1 Plot level 1 quality information per product (world map): ENVISAT ASCENDING passes



4.2.2 Plot level 1 quality information per product (world map): ENVISAT DESCENDING passes



5. Trace gas profiles

5.1 Ozone statistics based on quality of products

The final quality of the products can be "measured" using the STD (Standard Deviation) attached to every point profile. This information is written to the parameter GOM_NL__2P/NL_LOCAL_SPECIES_DENSITY/o3_std of the level 2 products. The table below shows the statistics for given STD ranges.

The statistics are given with respect to the overall valid production:

- Products without fatal errors: GOM_NL__2P/MPH/PRODUCT_ERR=0
- Valid point profile: GOM_NL__2P/NL_LOCAL_SPECIES_DENSITY/pcd(0)=0

The 'Criteria' is applied to valid points of dark limb products:

- Products in dark limb illumination condition: GOM_NL__2P/NL_SUMMARY_QUALITY/obs_ill_cond=0
- Products without fatal errors: GOM_NL__2P/MPH/PRODUCT_ERR=0
- Valid point profile: GOM_NL__2P/NL_LOCAL_SPECIES_DENSITY/pcd(0)=0

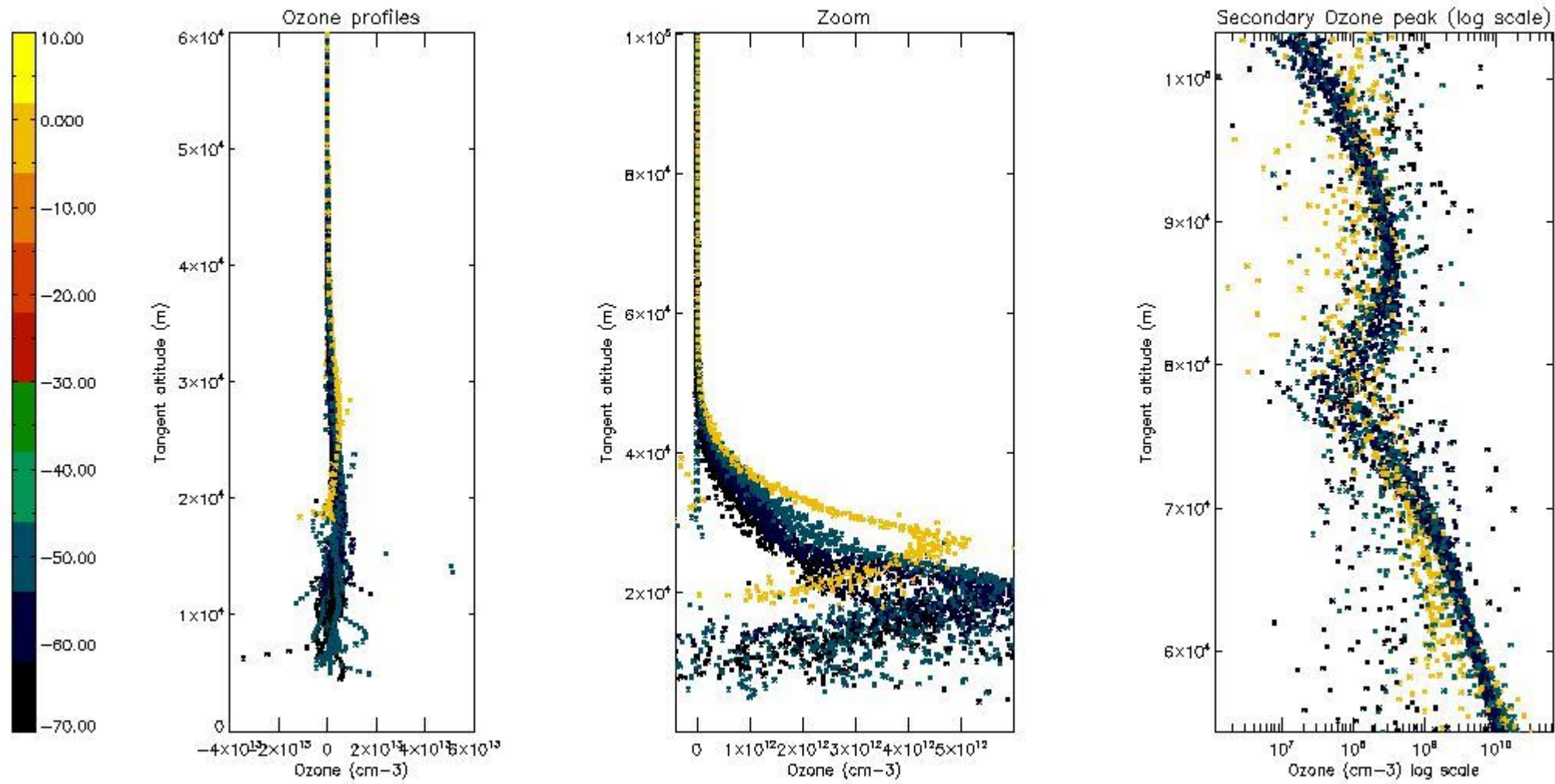
So, the table below shows the percentage of dark limb and valid observations for each criteria with respect to the overall valid daily observations.

Criteria	% of total production
All STD	35
STD < 20	19

STD < 10	14
STD < 5	9

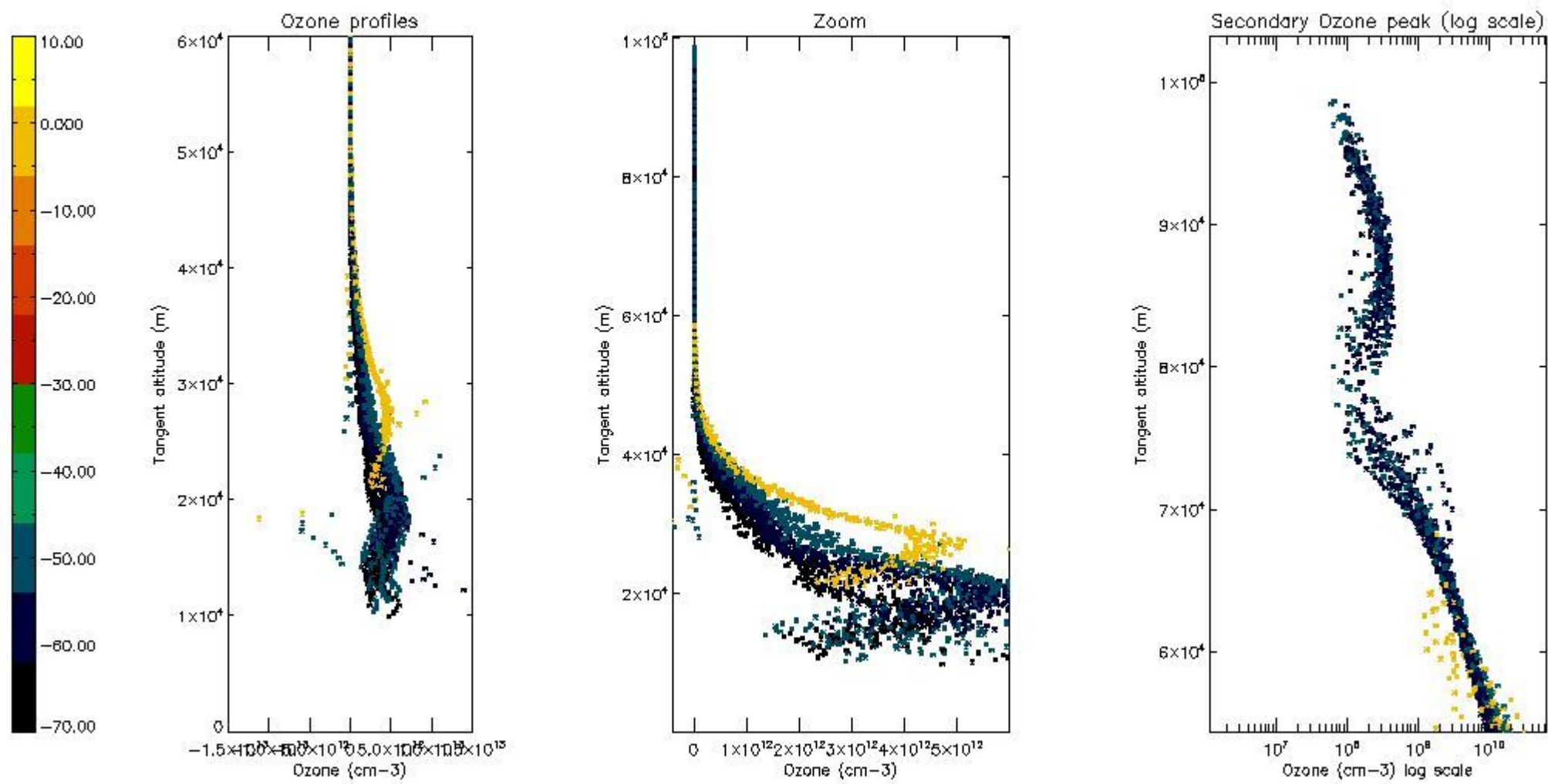
5.2 Plot ozone profiles for all STD (dark without errors)

The colorbar represents the latitude.



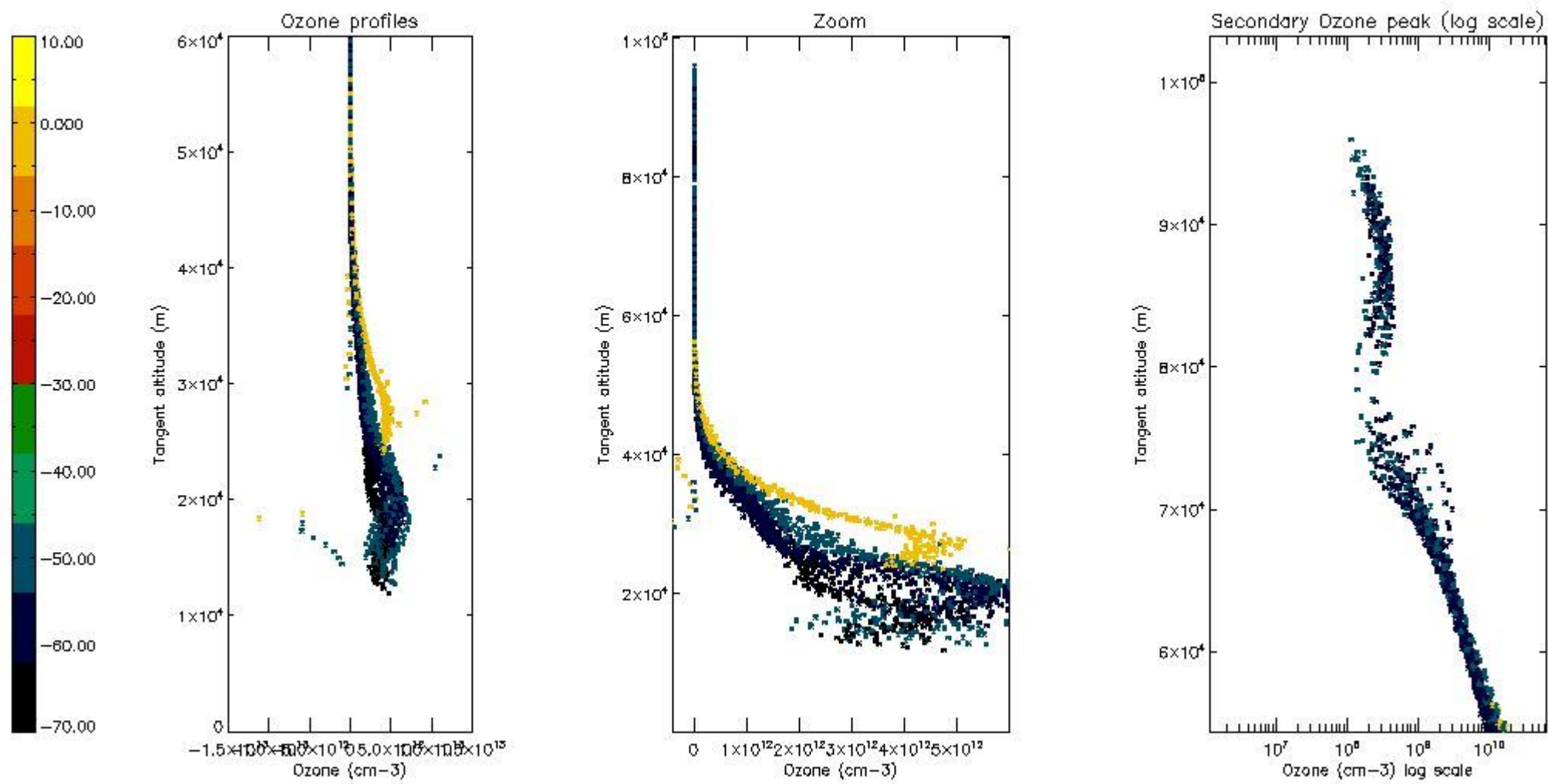
5.3 Plot ozone profiles where STD < 20% (dark without errors)

The colorbar represents the latitude.



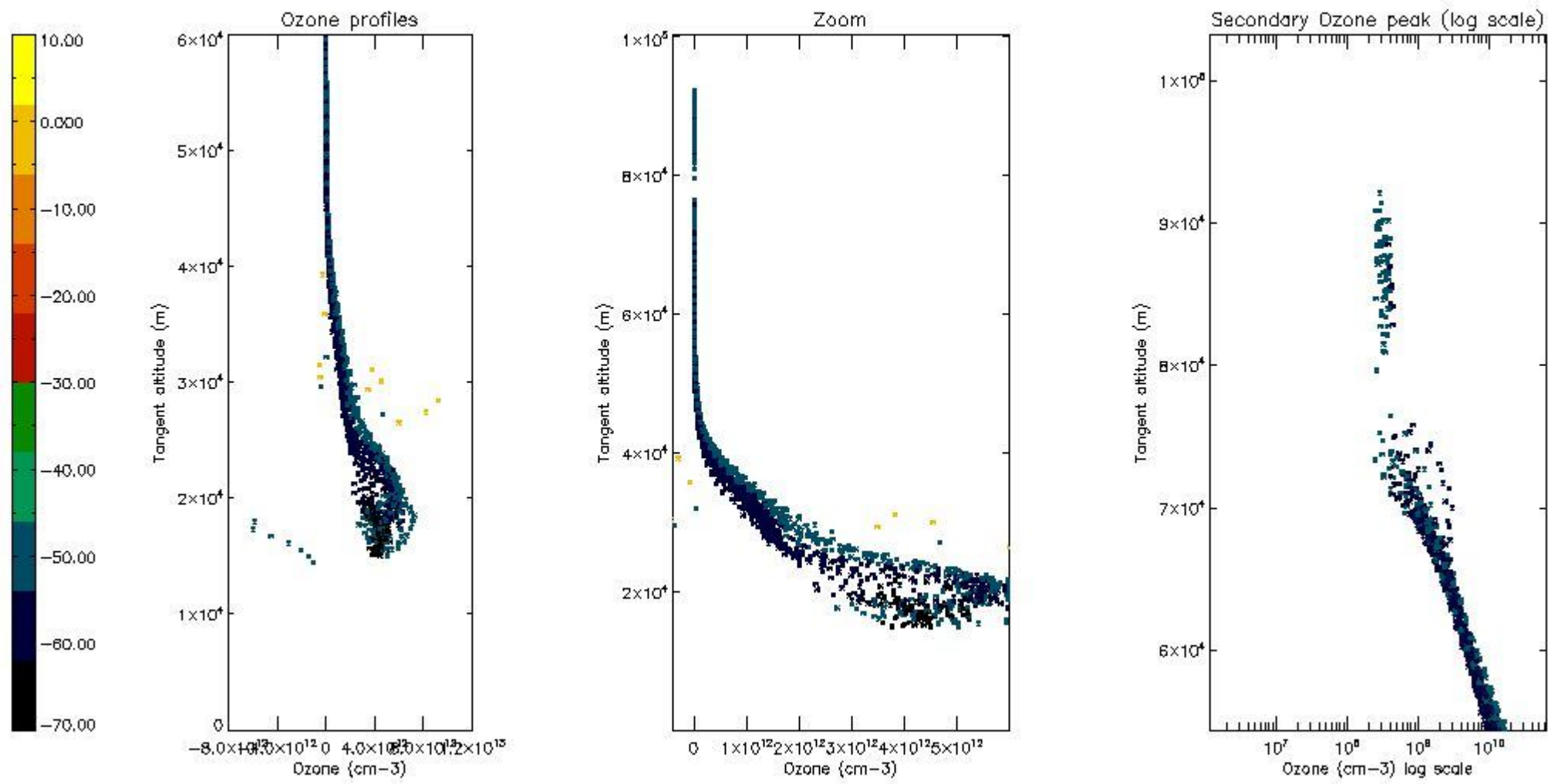
5.4 Plot ozone profiles where STD < 10% (dark without errors)

The colorbar represents the latitude.



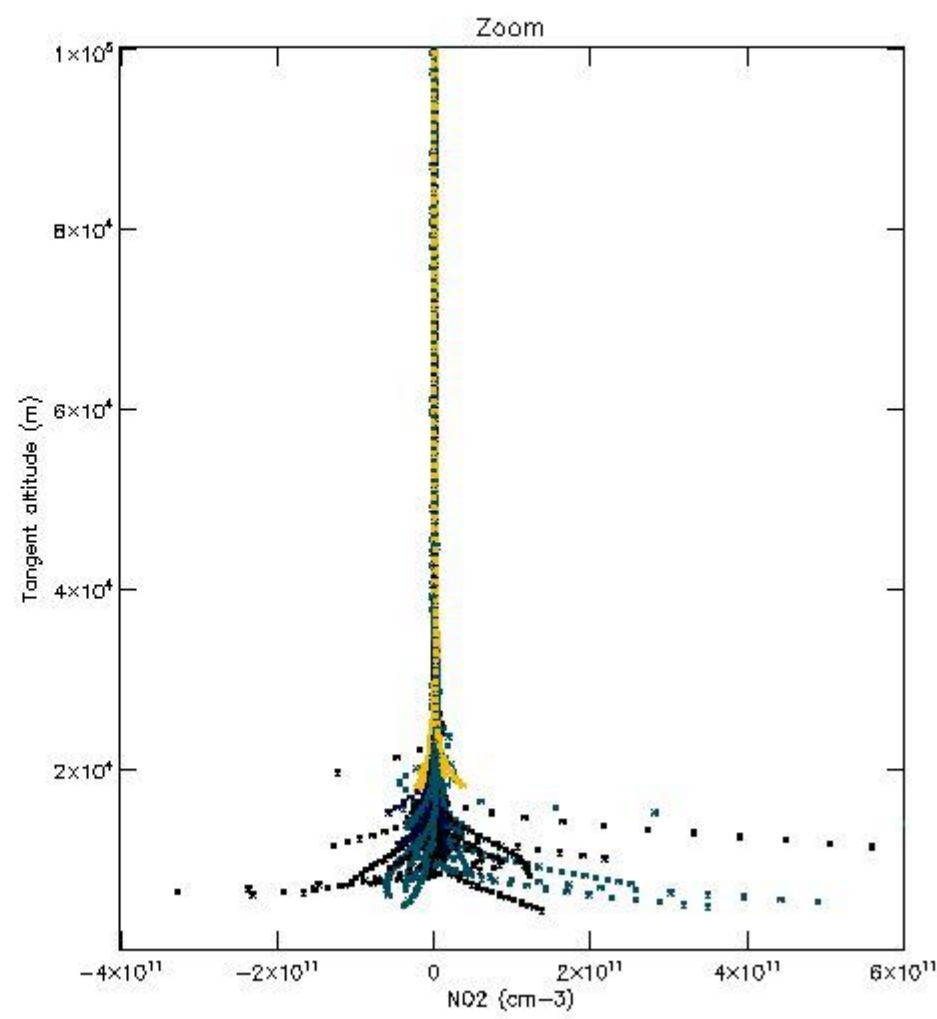
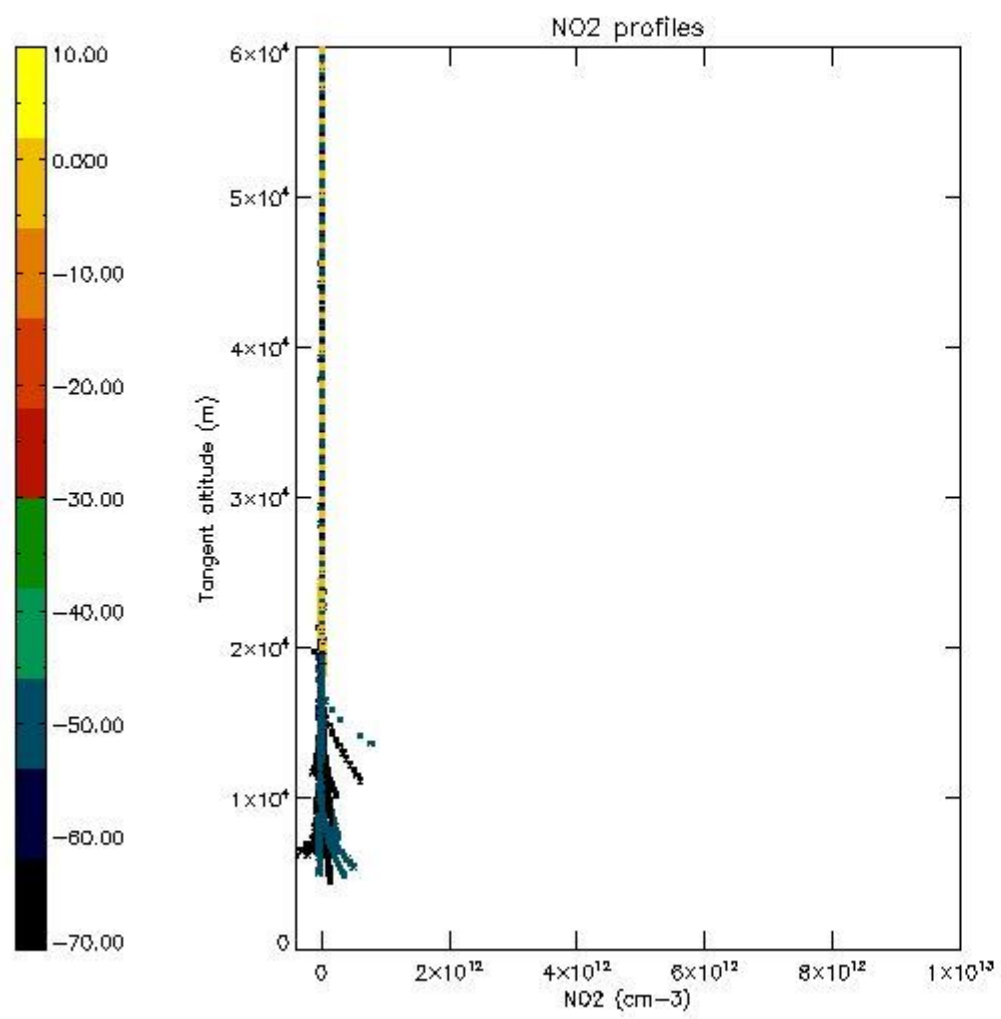
5.5 Plot ozone profiles where STD < 5% (dark without errors)

The colorbar represents the latitude.



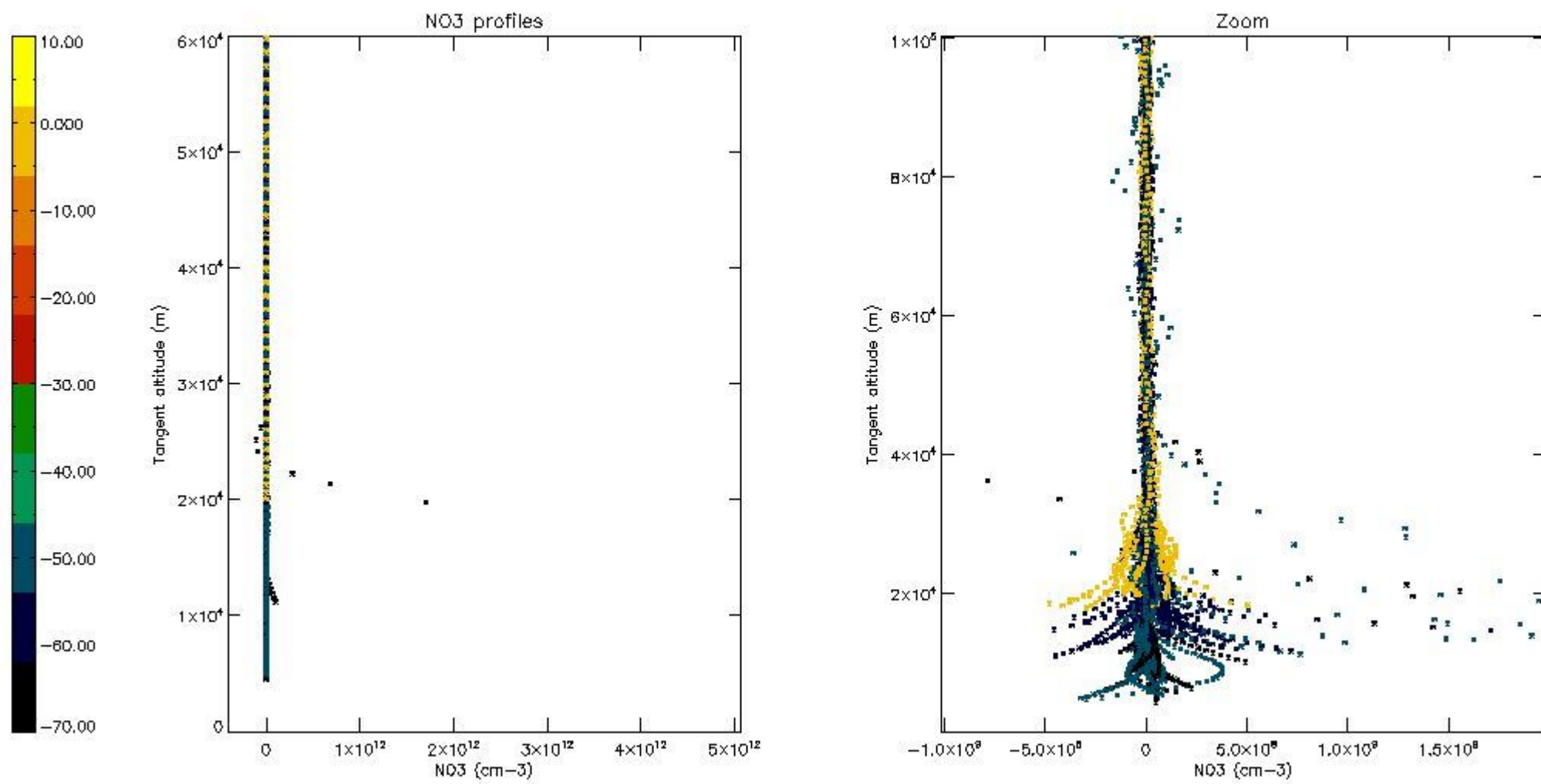
5.6 Plot NO₂ profiles for all STD (dark without errors)

The colorbar represents the latitude.



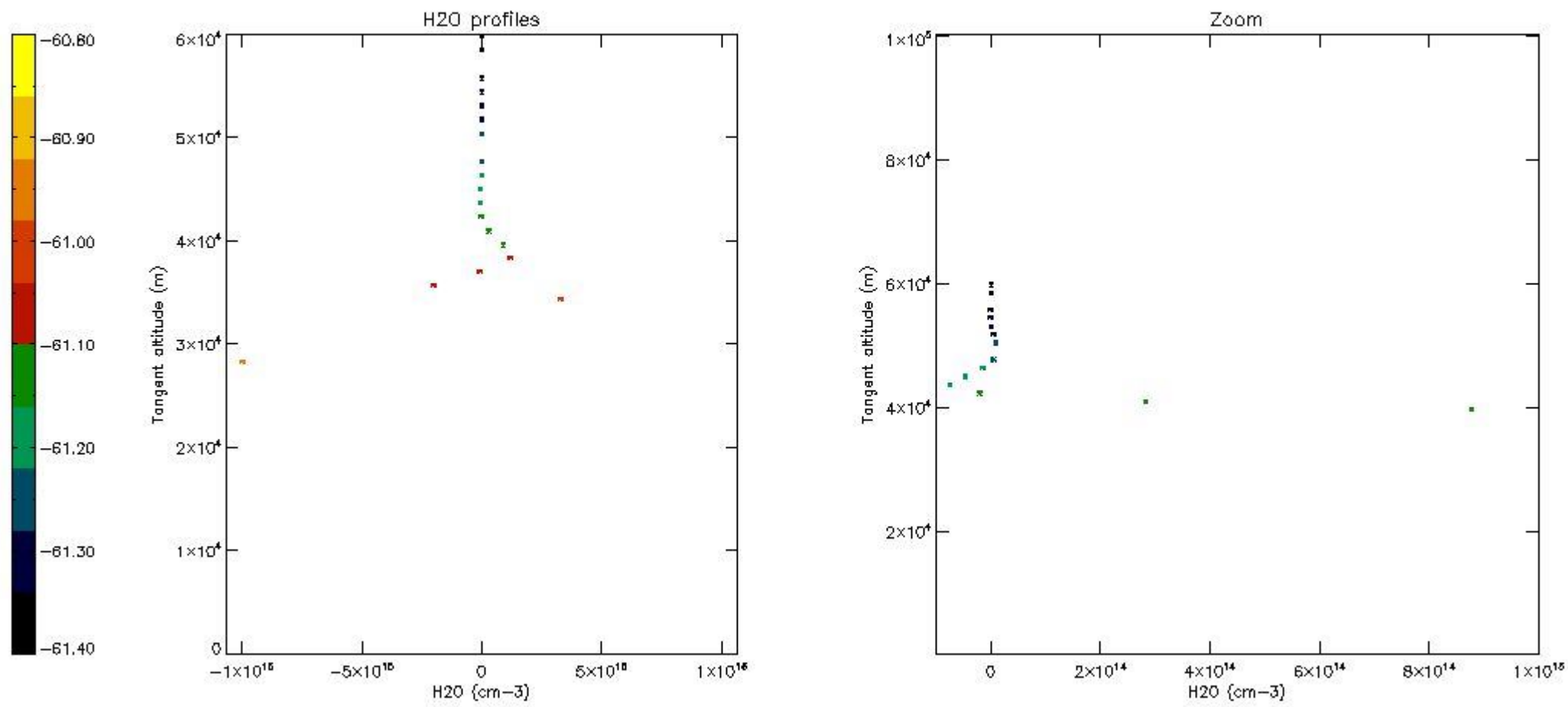
5.7 Plot NO3 profiles for all STD (dark without errors)

The colorbar represents the latitude.



5.8 Plot H2O profiles for all STD (only for occultations of stars 1,2,3,4,13,14,16,26,63 dark without errors)

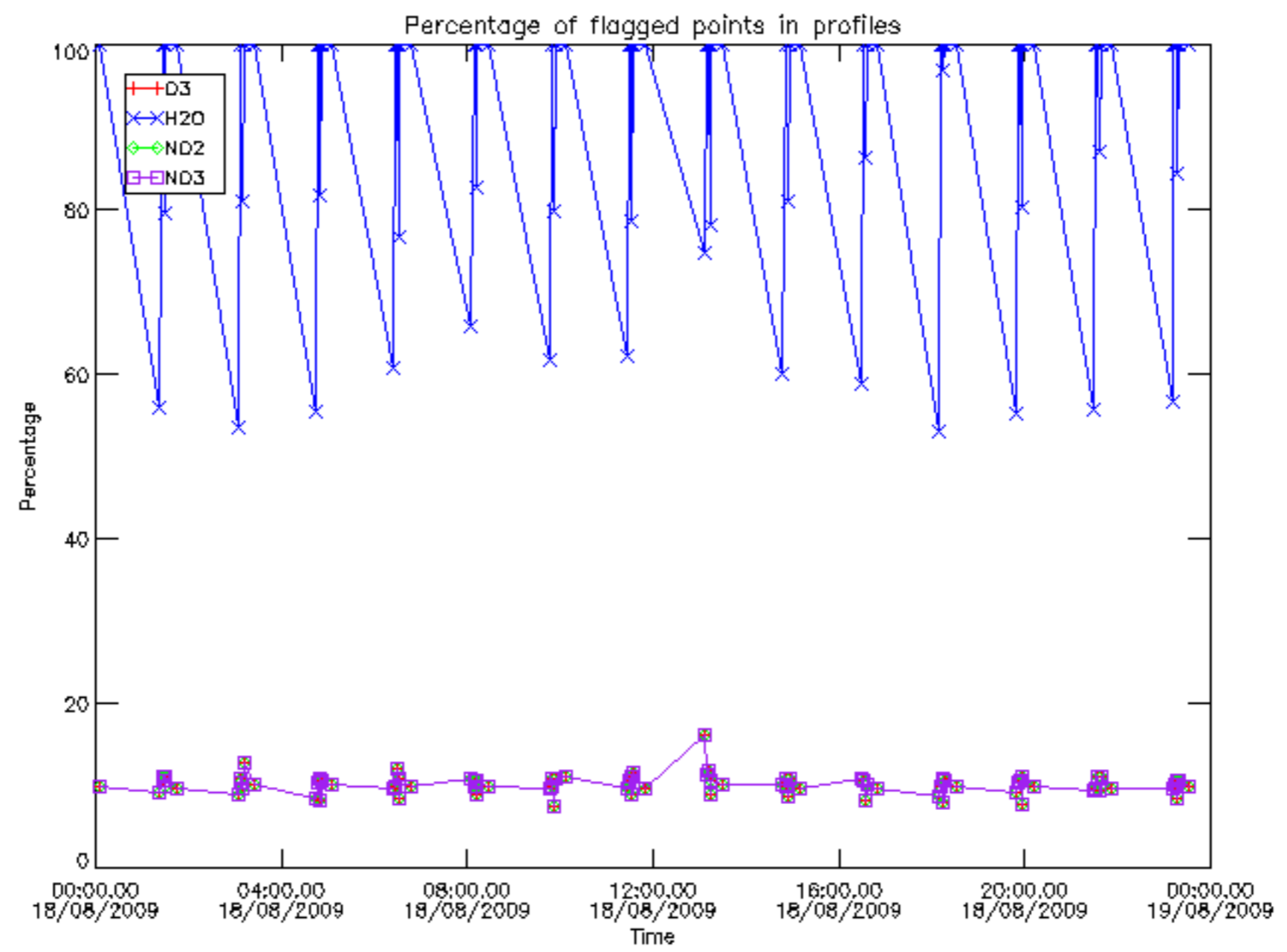
The colorbar represents the latitude.



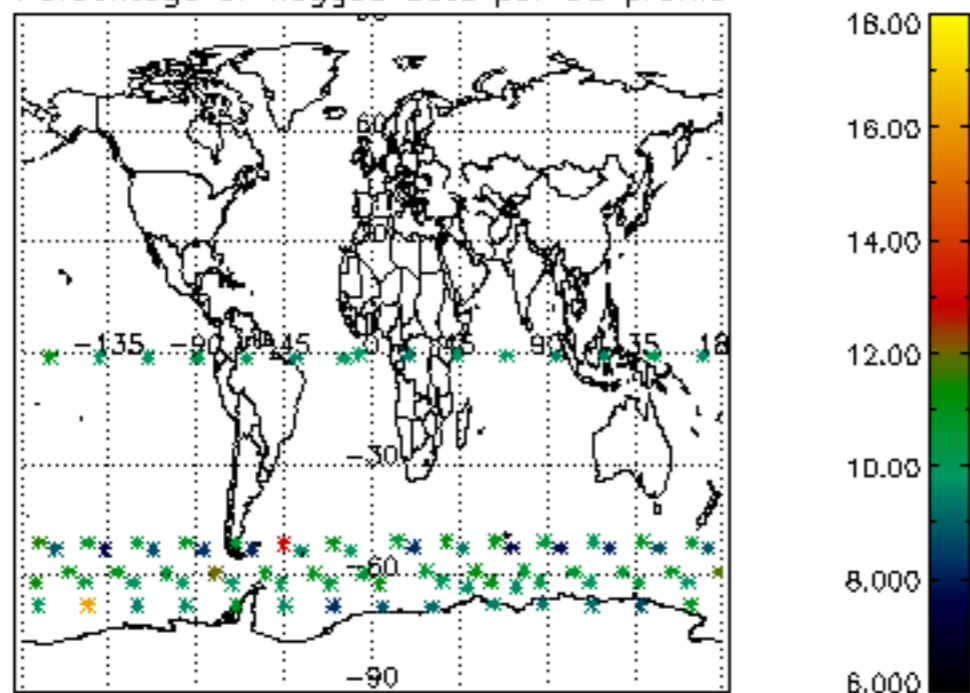
6. Auxiliary Data Files used for the production reported in section 2

The number reported in the third column indicates since which file (see list in section 2) the corresponding auxiliary file has been used. The fourth column is the date of those product files.

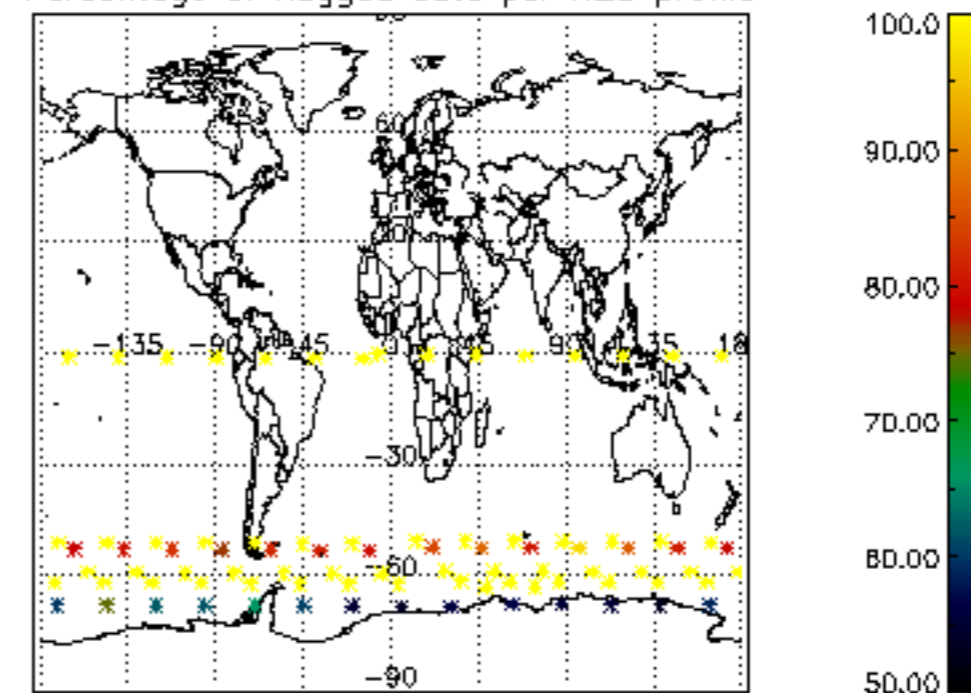
Type	Auxiliary Filename	Used since product	Used since product date
INST_PHYS_CHARACTERISTICS	GOM_INS_AXVIEC20091111_143220_20030716_120000_20500101_000000	1	18-AUG-2009 00:04:15
LEVEL-2_PROC_CONFIG	GOM_PR2_AXVIEC20091111_152718_20020301_000000_20500101_000000	1	18-AUG-2009 00:04:15
CROSS_SECTIONS_FILE	GOM_CRS_AXVIEC20091111_154832_20020301_000000_20500101_000000	1	18-AUG-2009 00:04:15



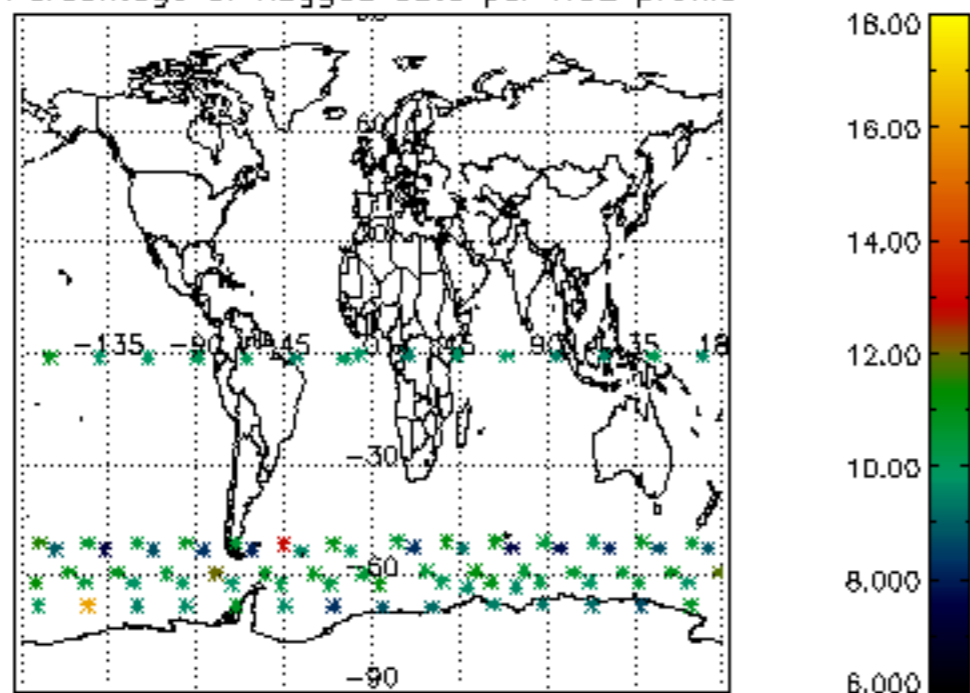
Percentage of flagged data per D3 profile



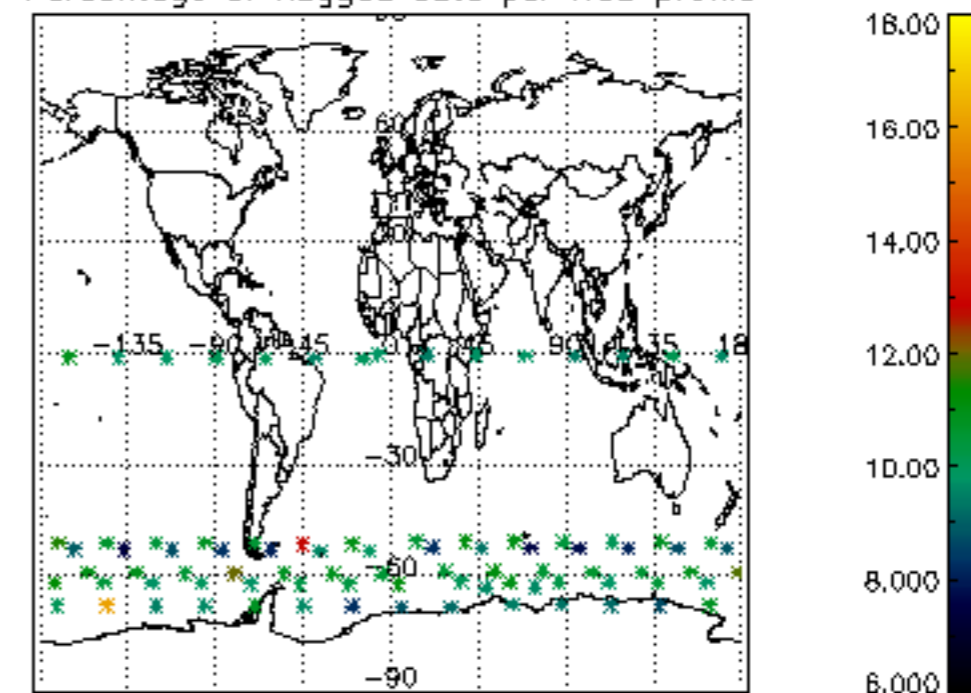
Percentage of flagged data per H2O profile

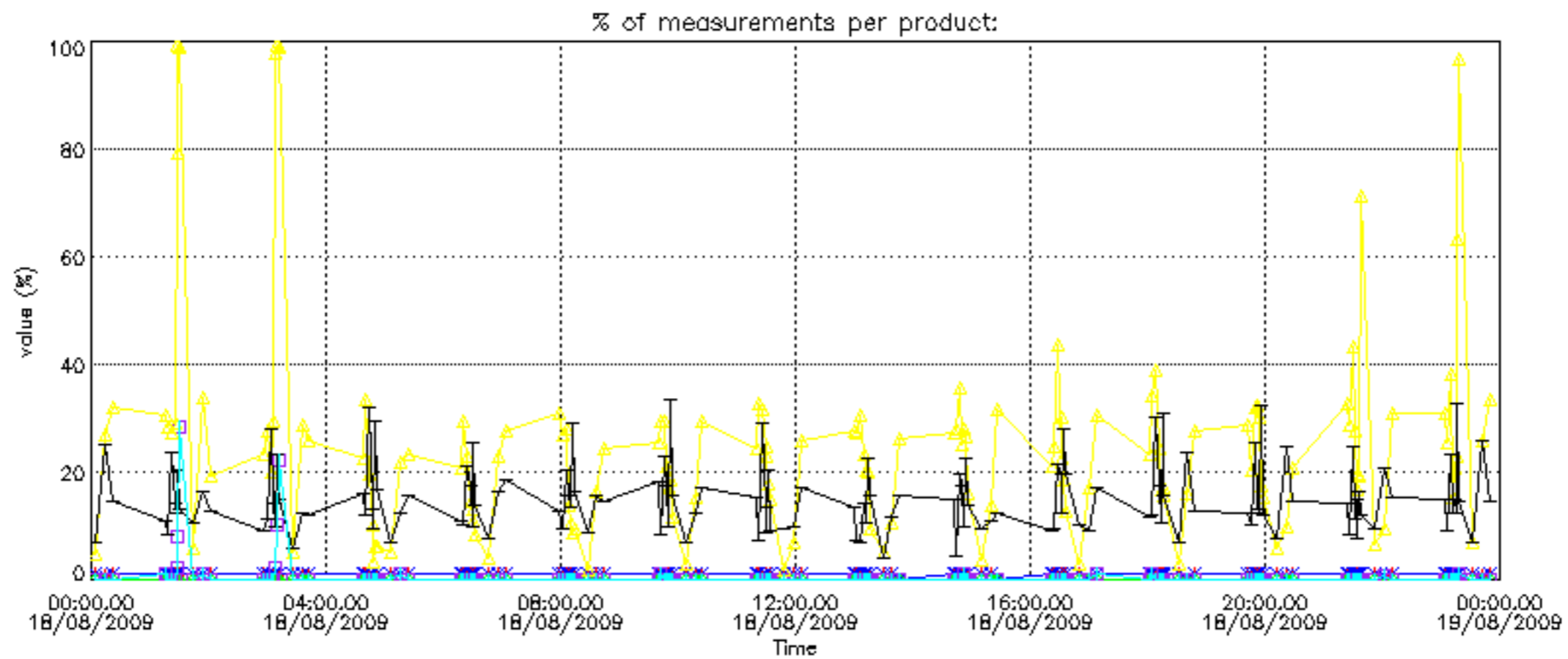
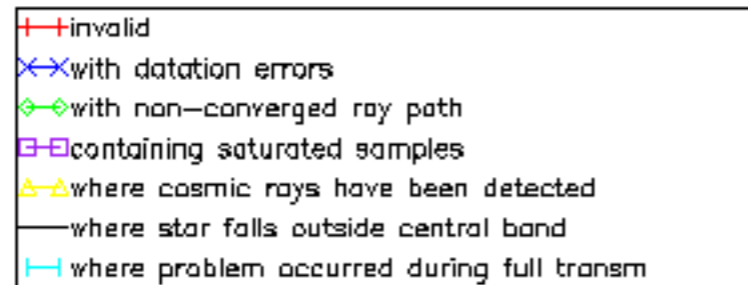


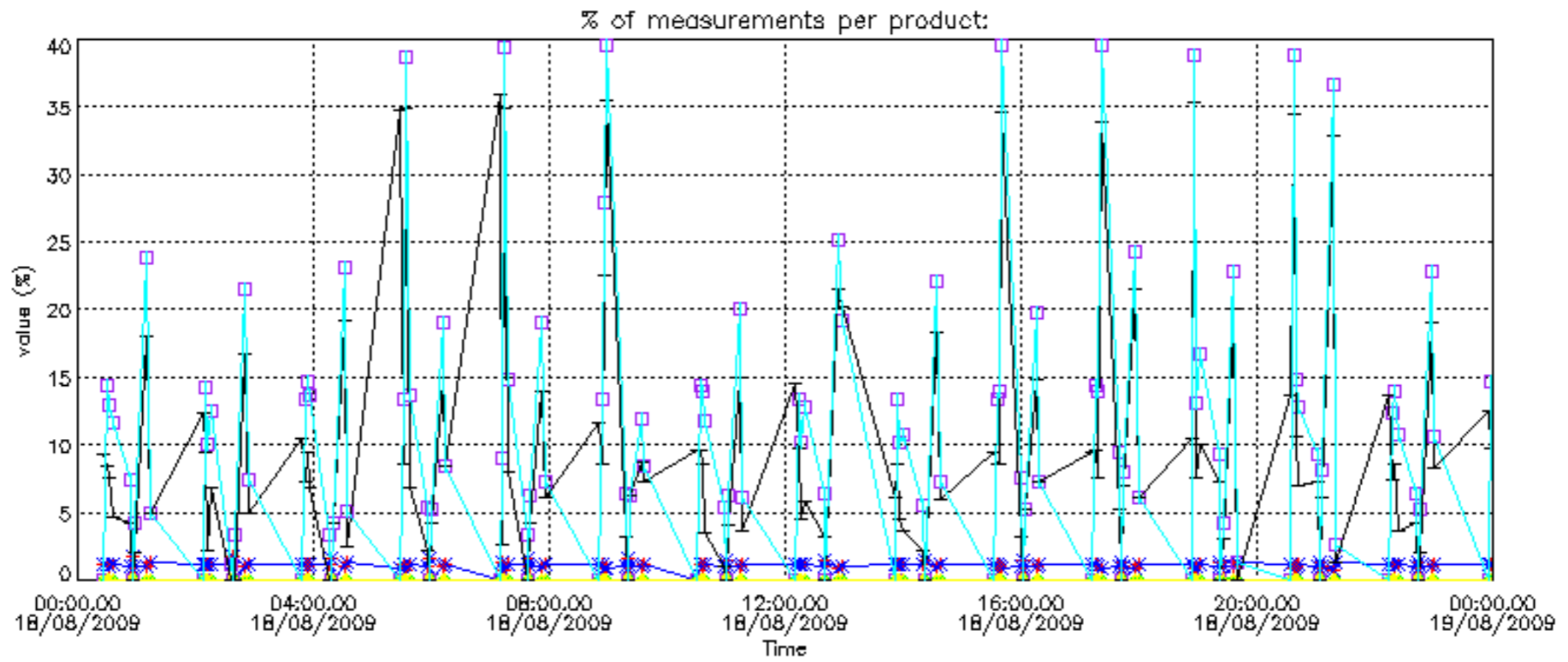
Percentage of flagged data per NO2 profile



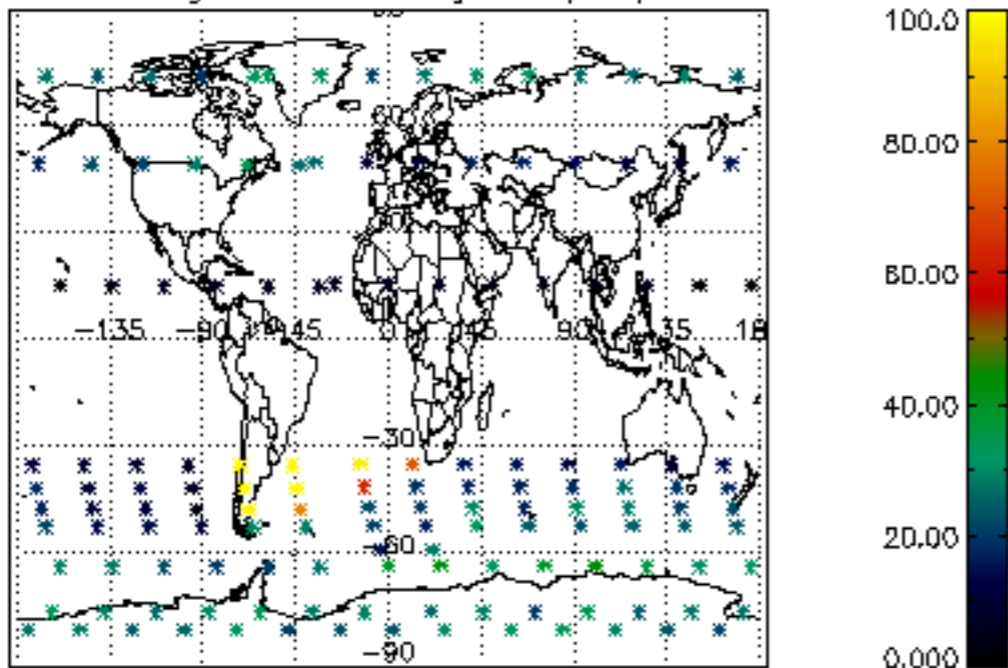
Percentage of flagged data per NO3 profile



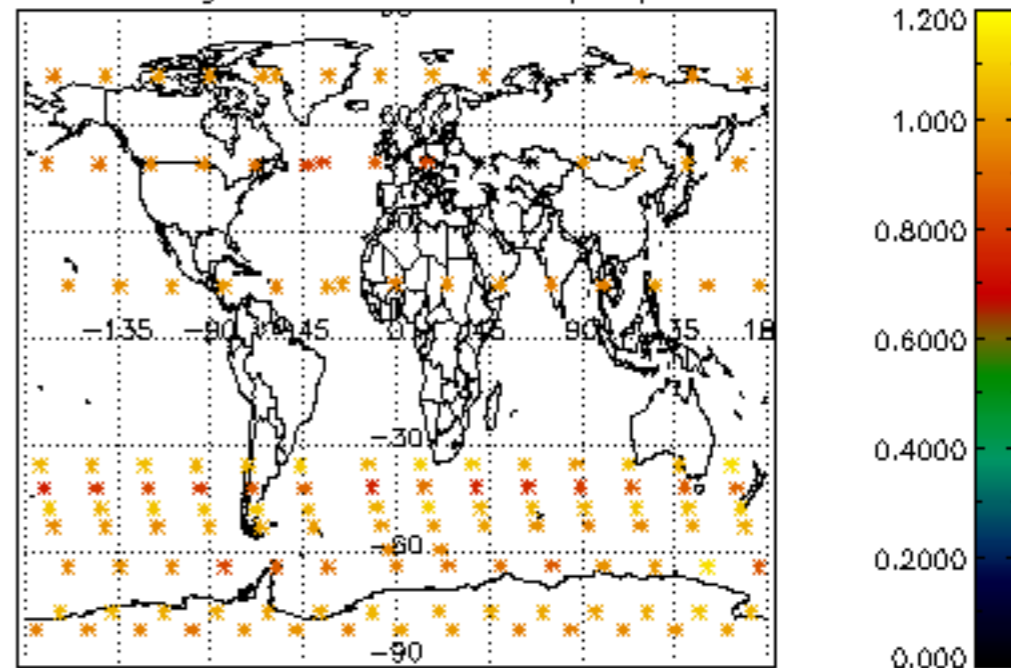




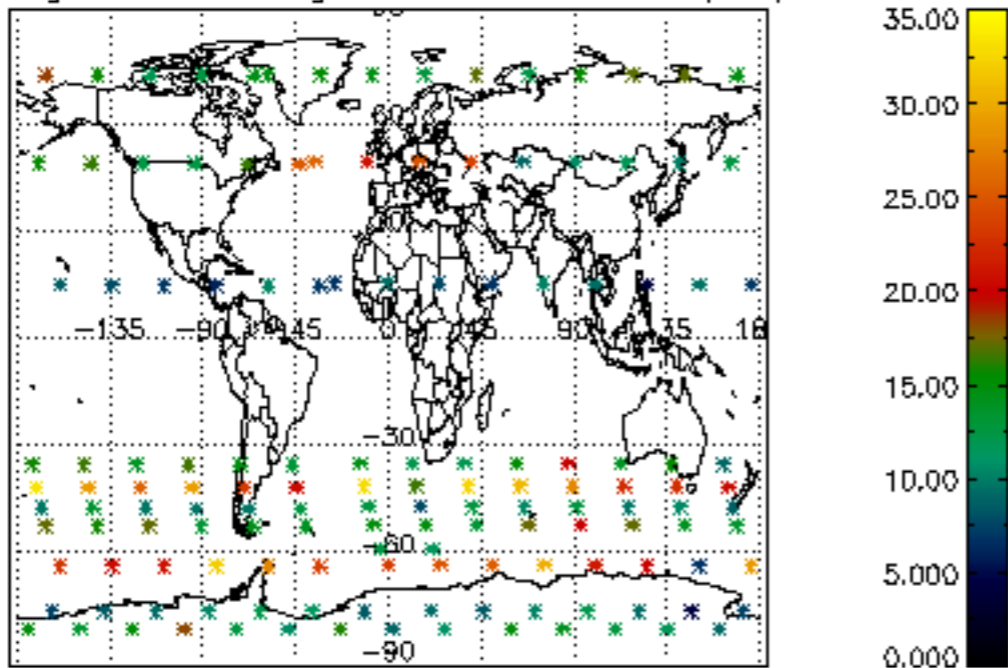
Percentage of cosmic ray hits per profile



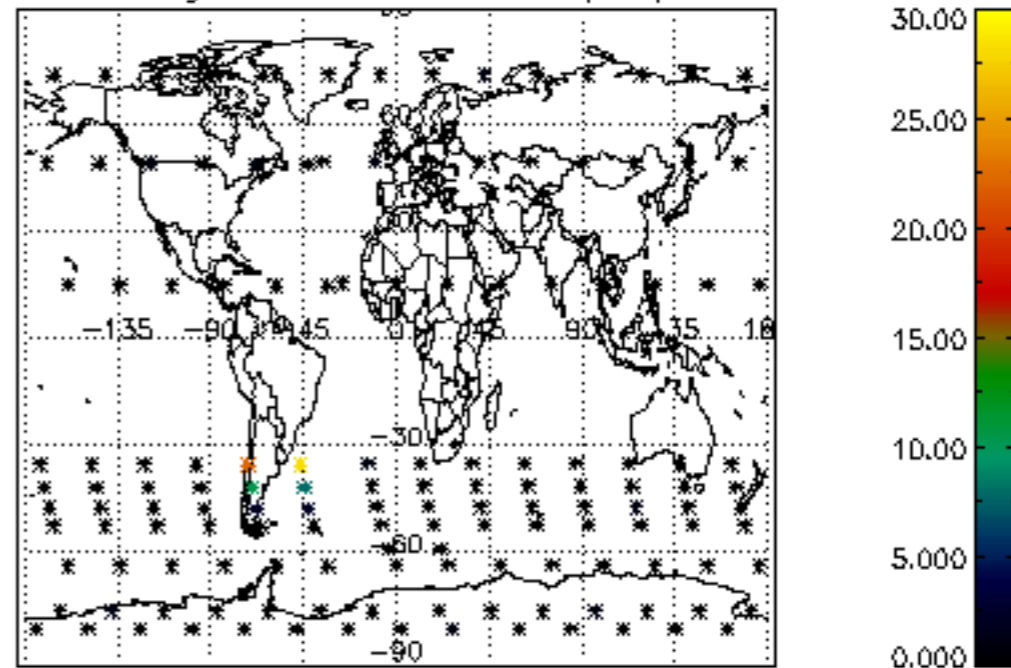
Percentage of datation errors per profile



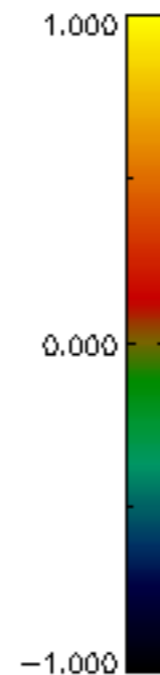
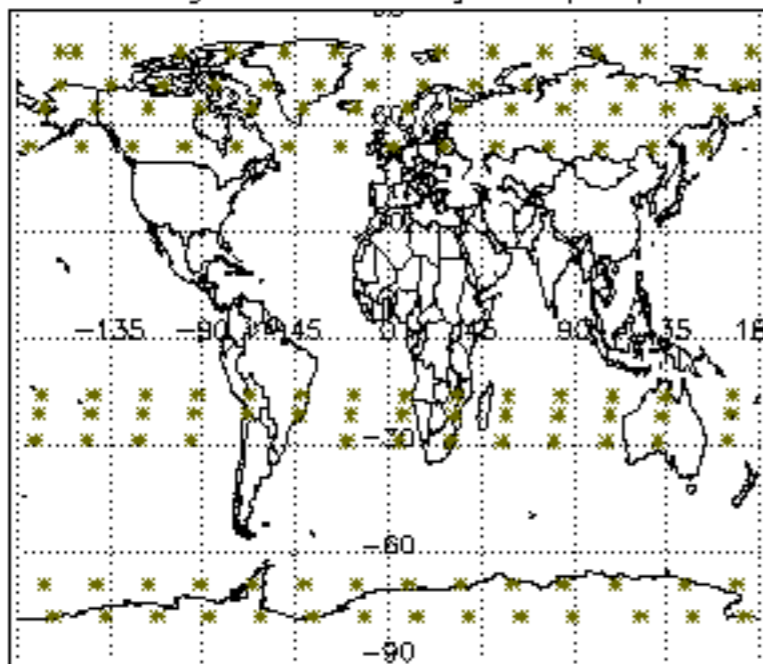
Percentage of star falling outside central band per profile



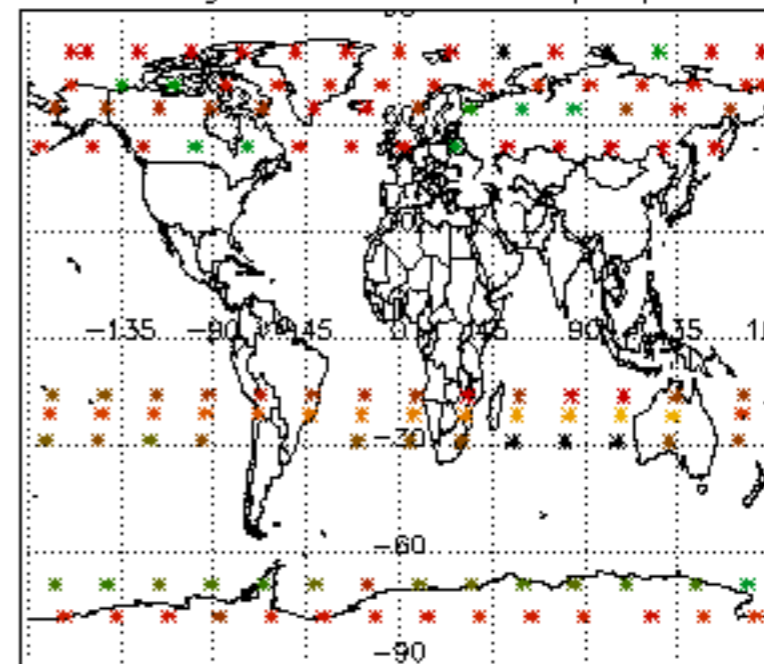
Percentage of saturation errors per profile



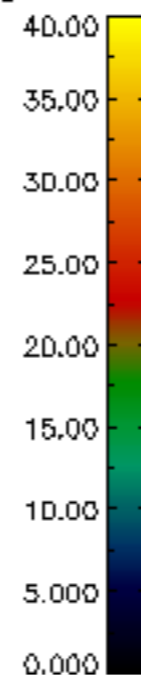
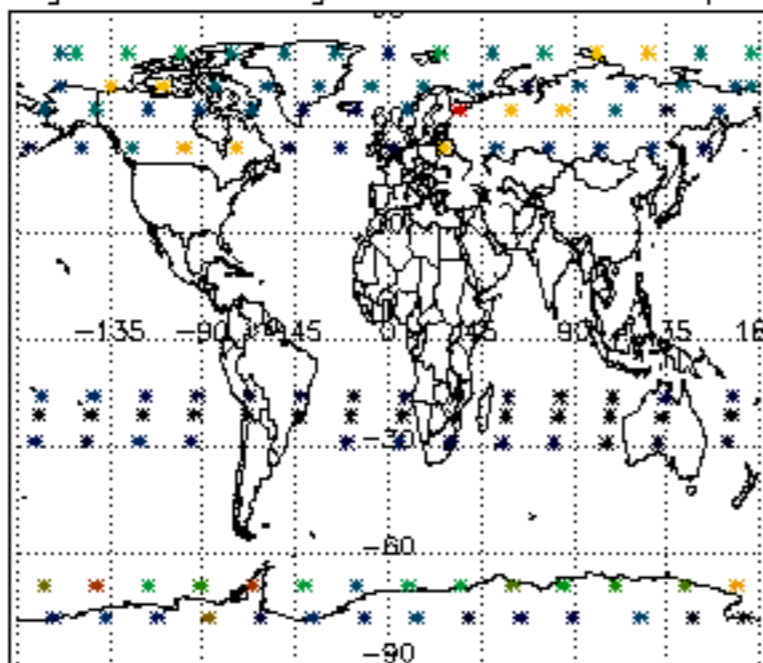
Percentage of cosmic ray hits per profile



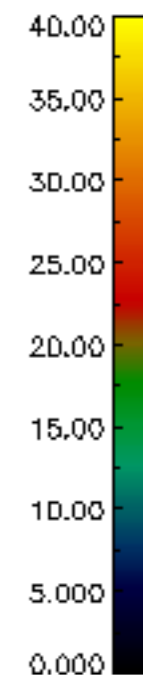
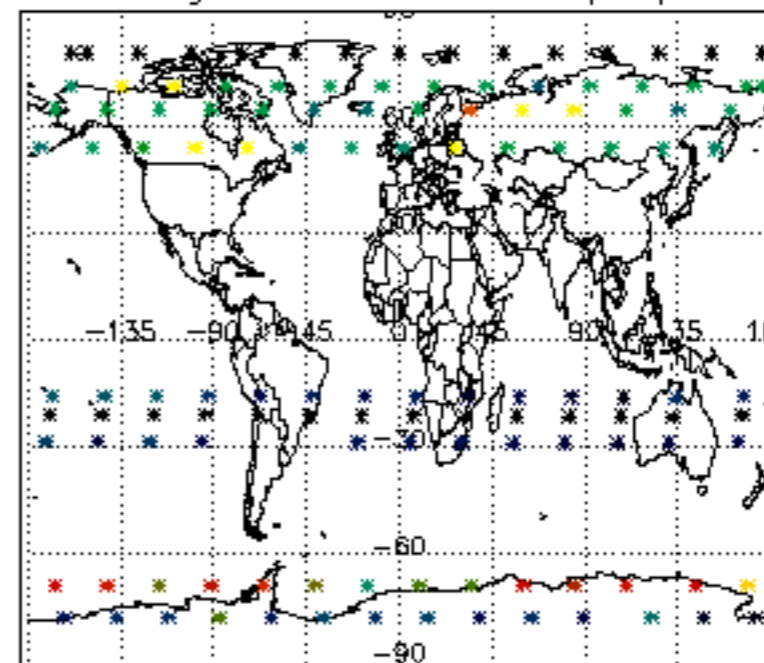
Percentage of datation errors per profile

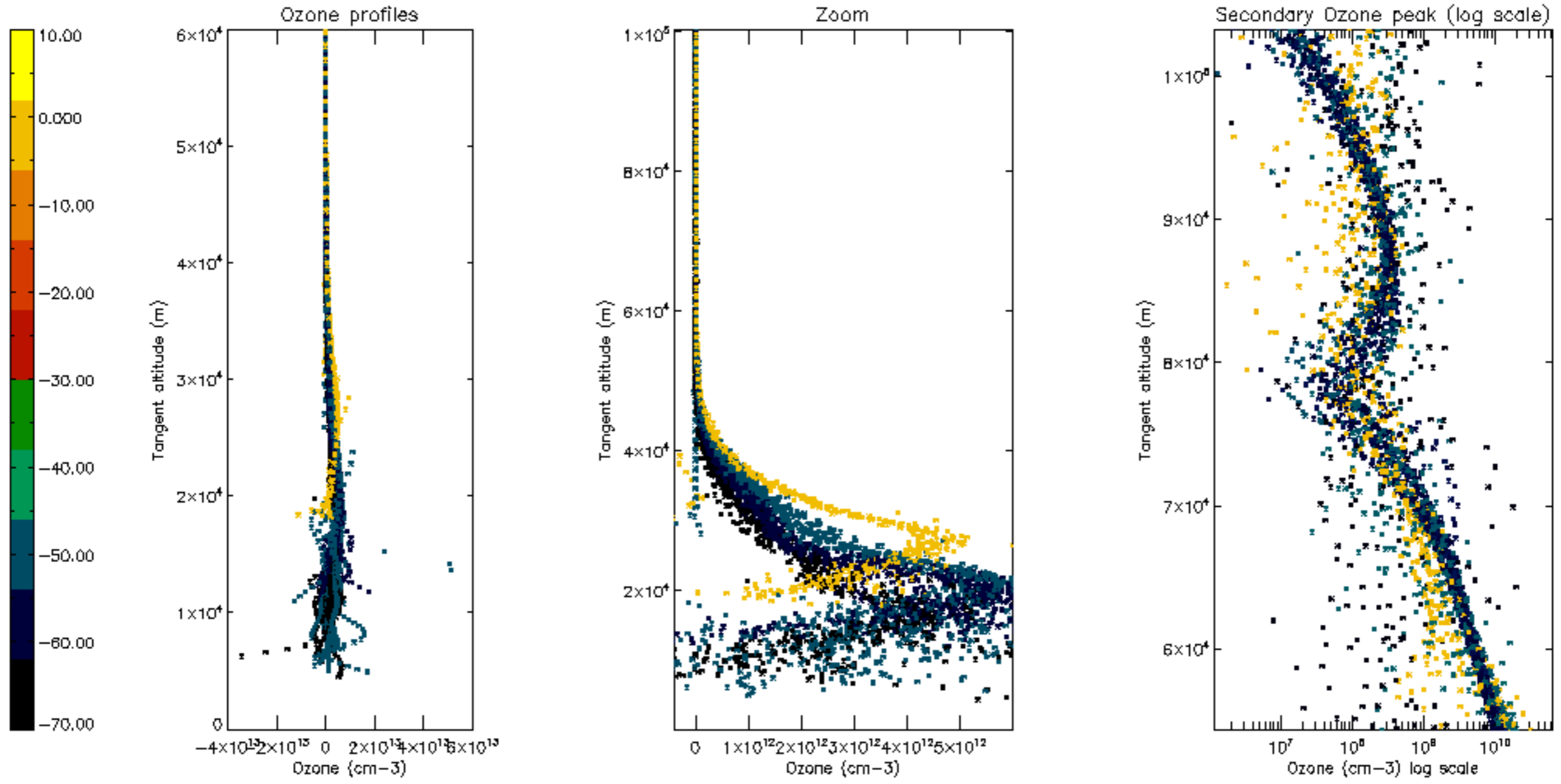


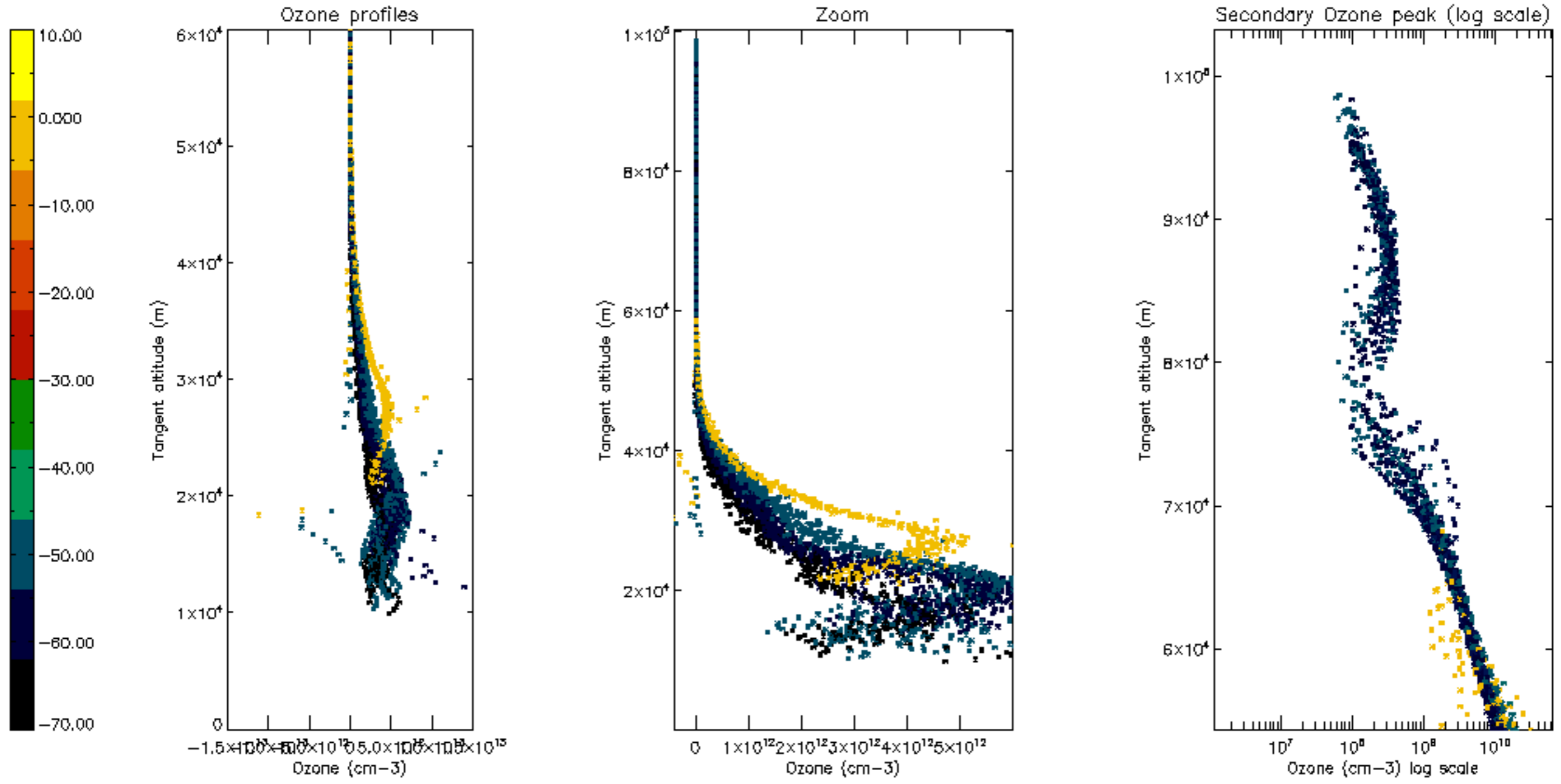
Percentage of star falling outside central band per profile

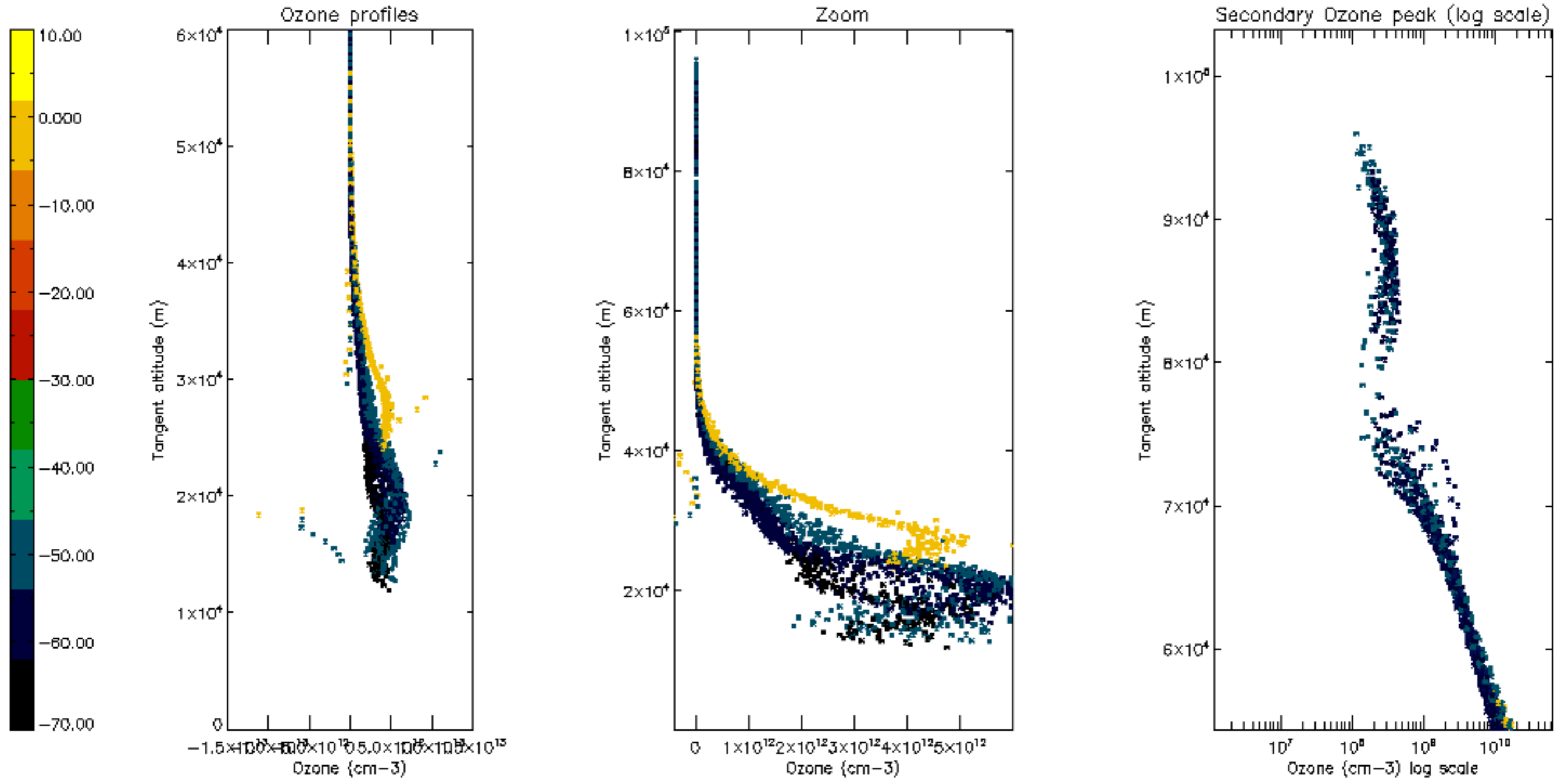


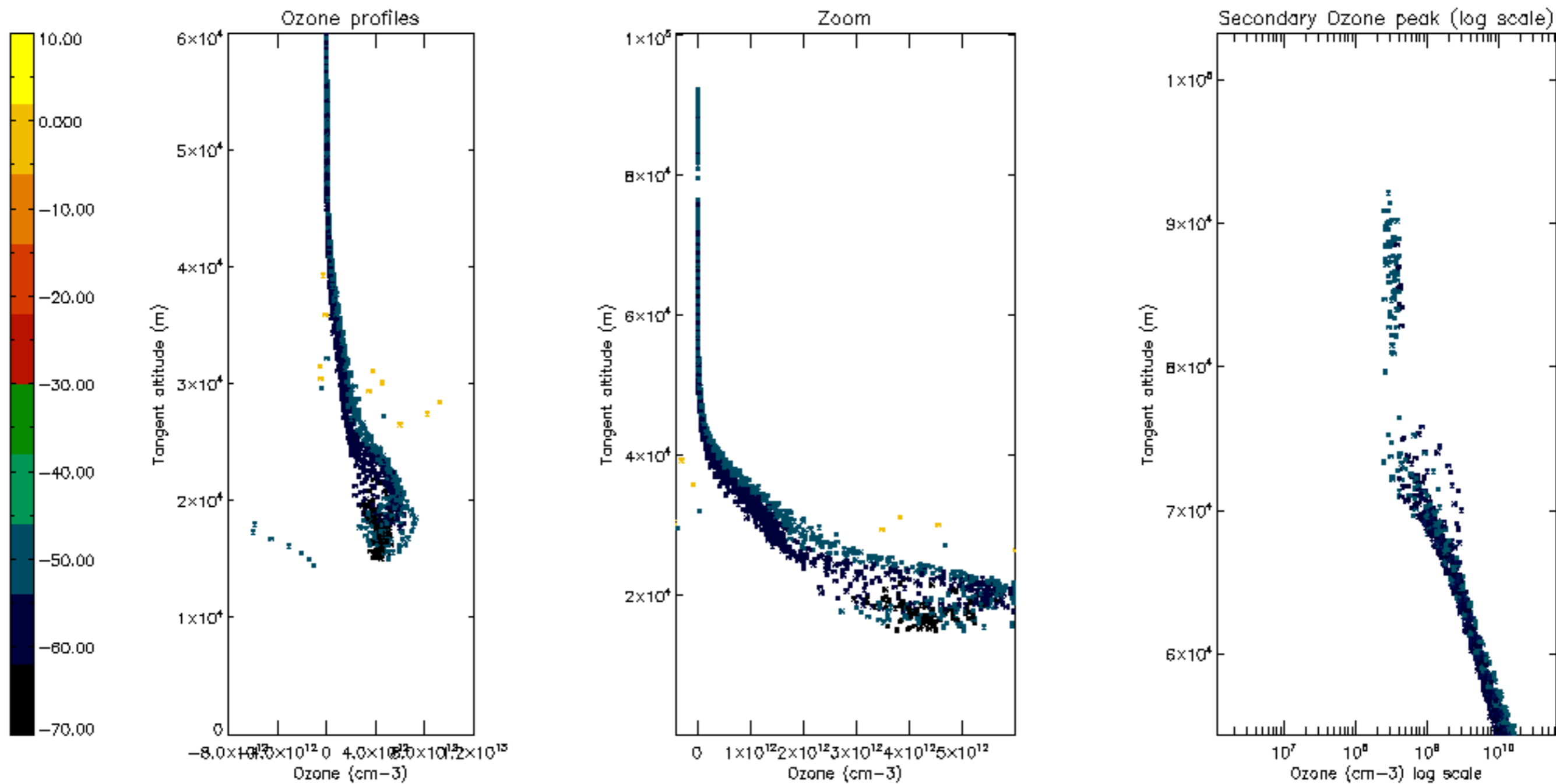
Percentage of saturation errors per profile

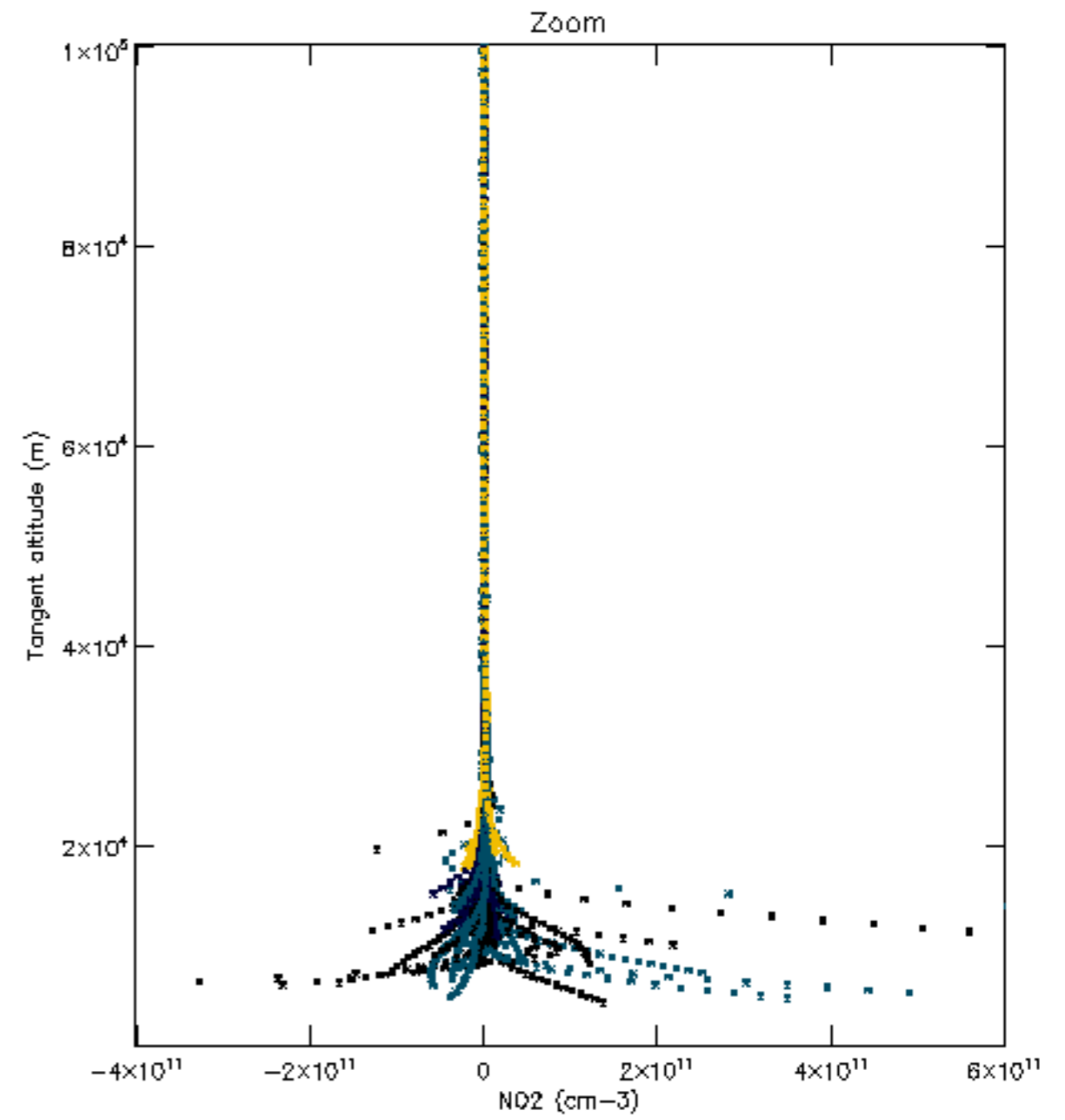
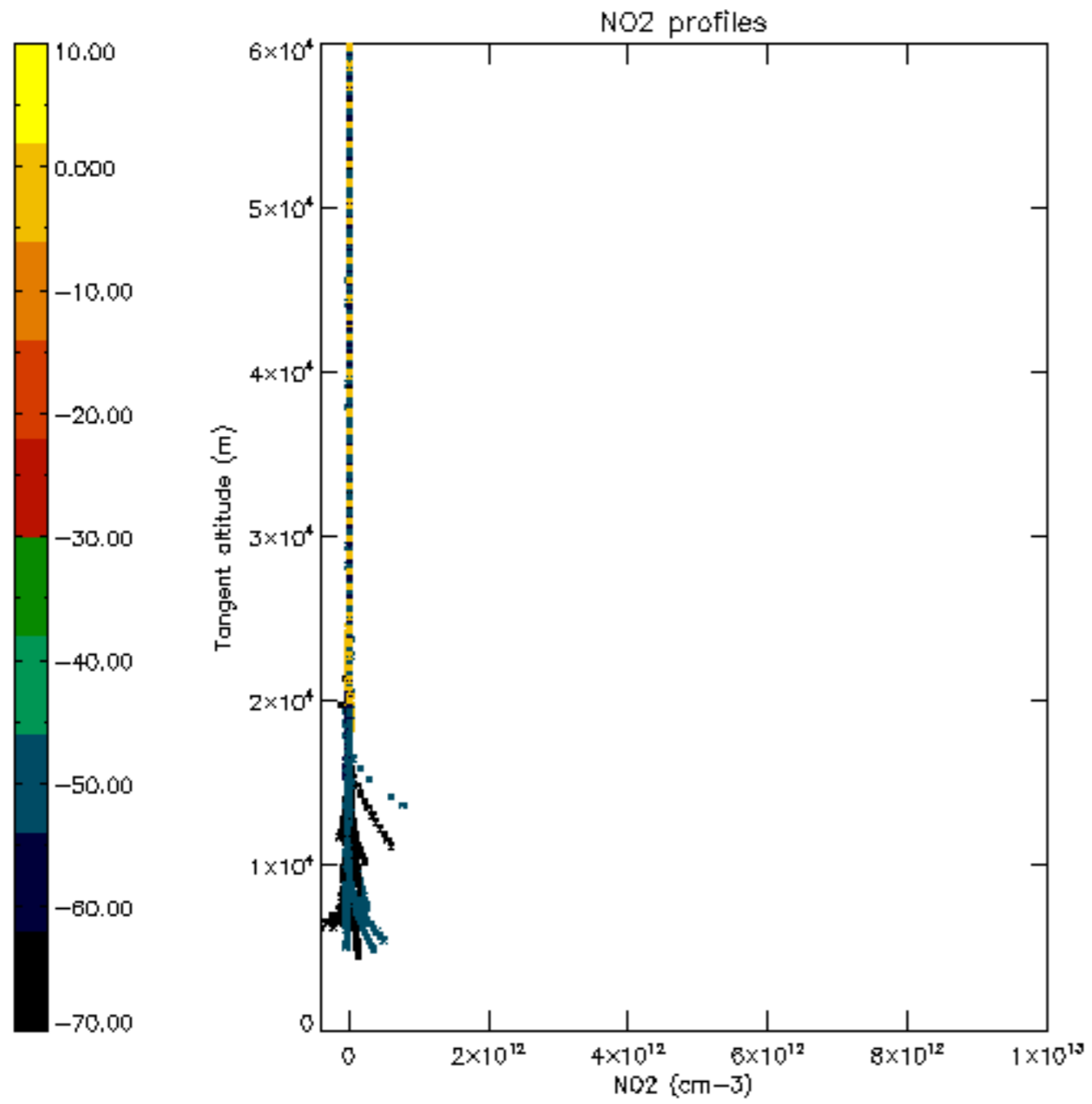


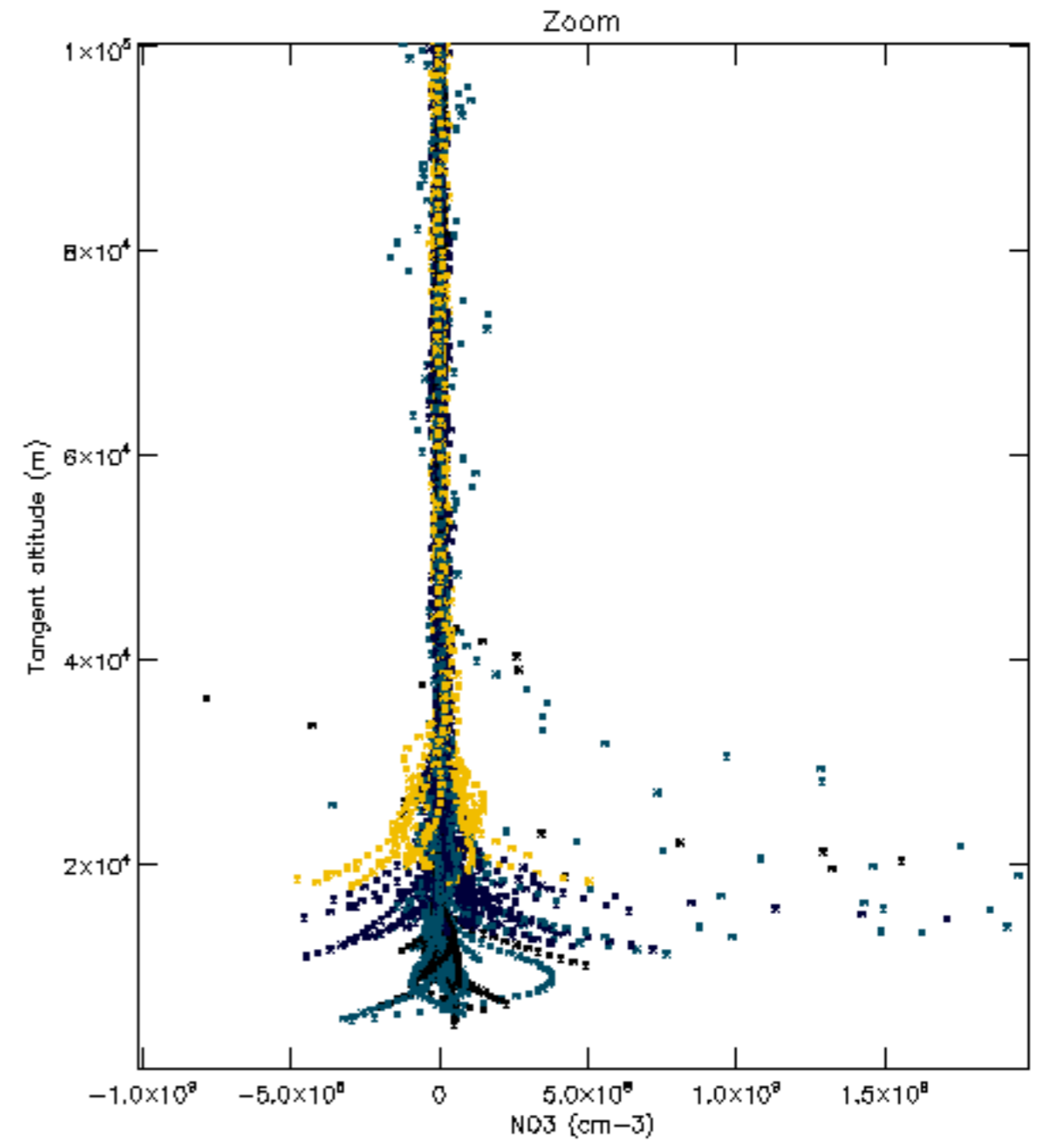
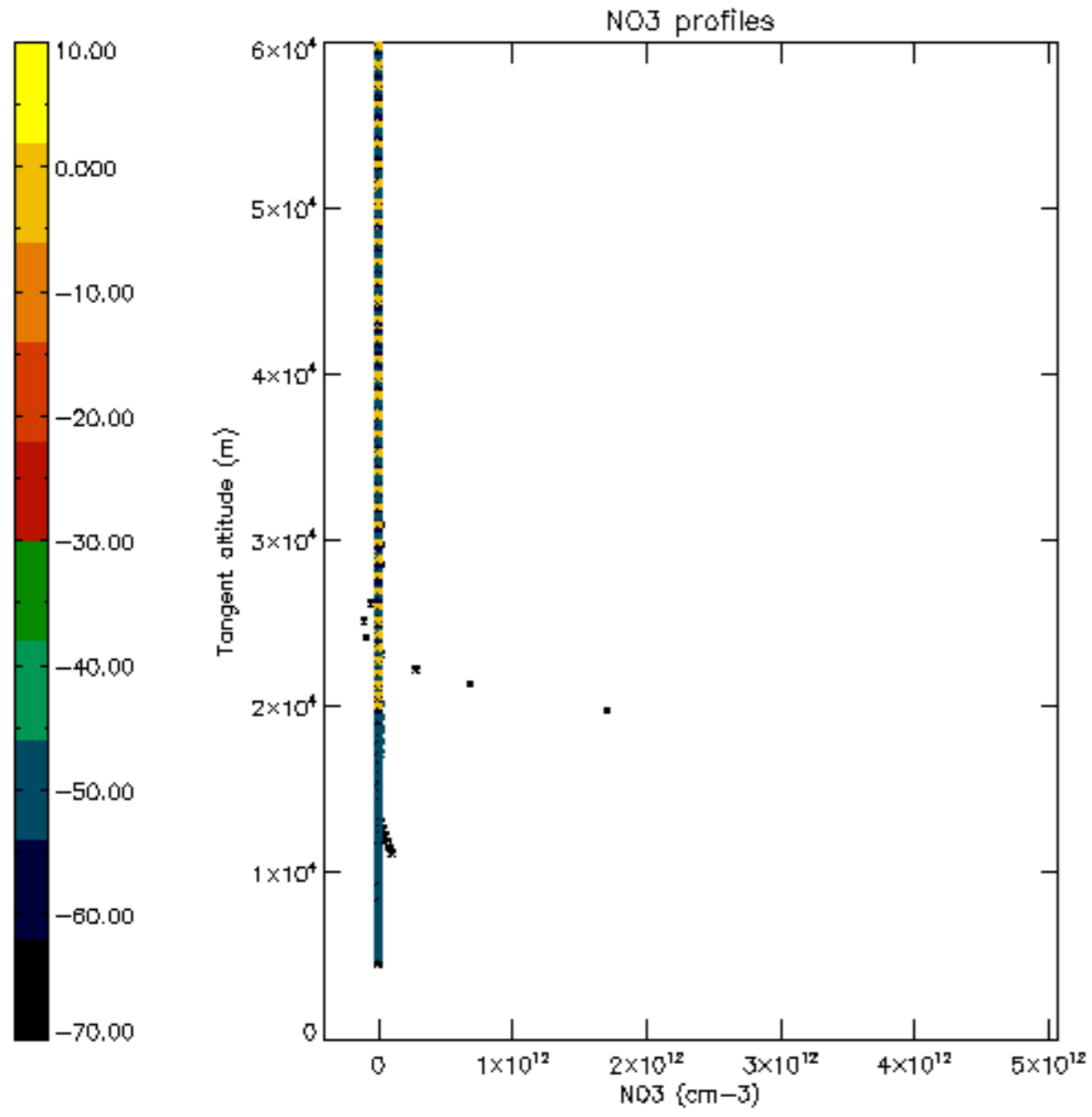


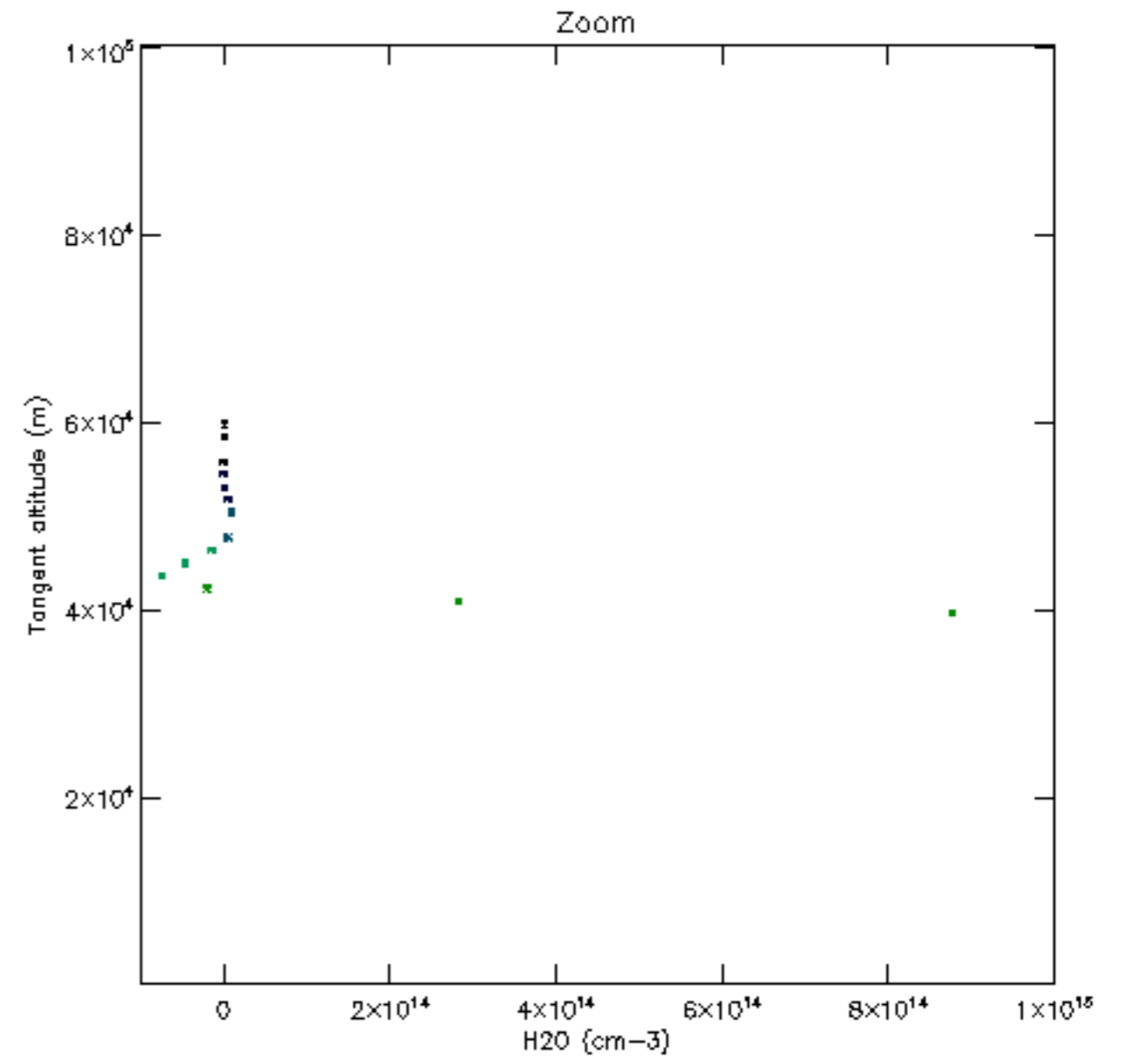
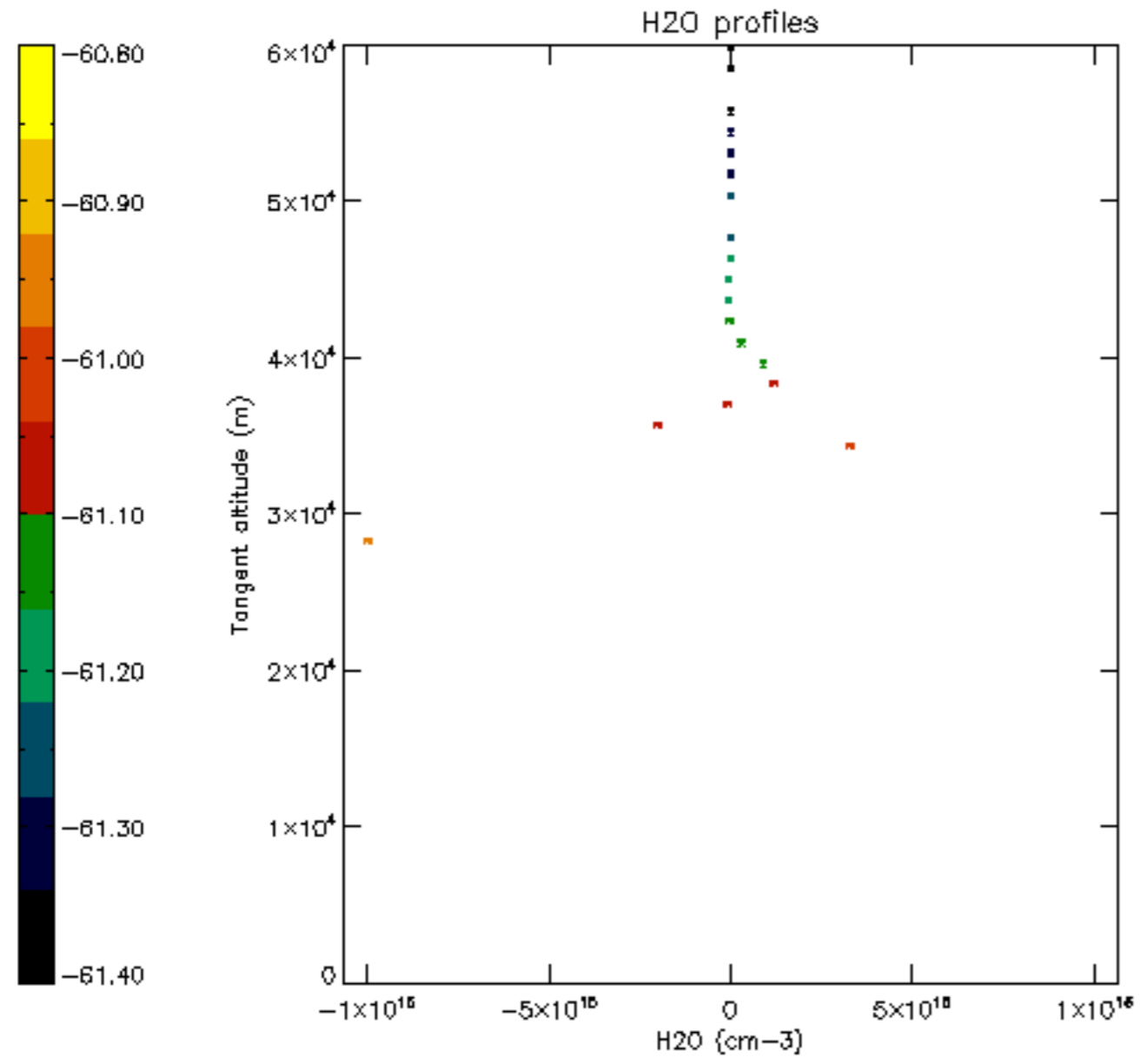


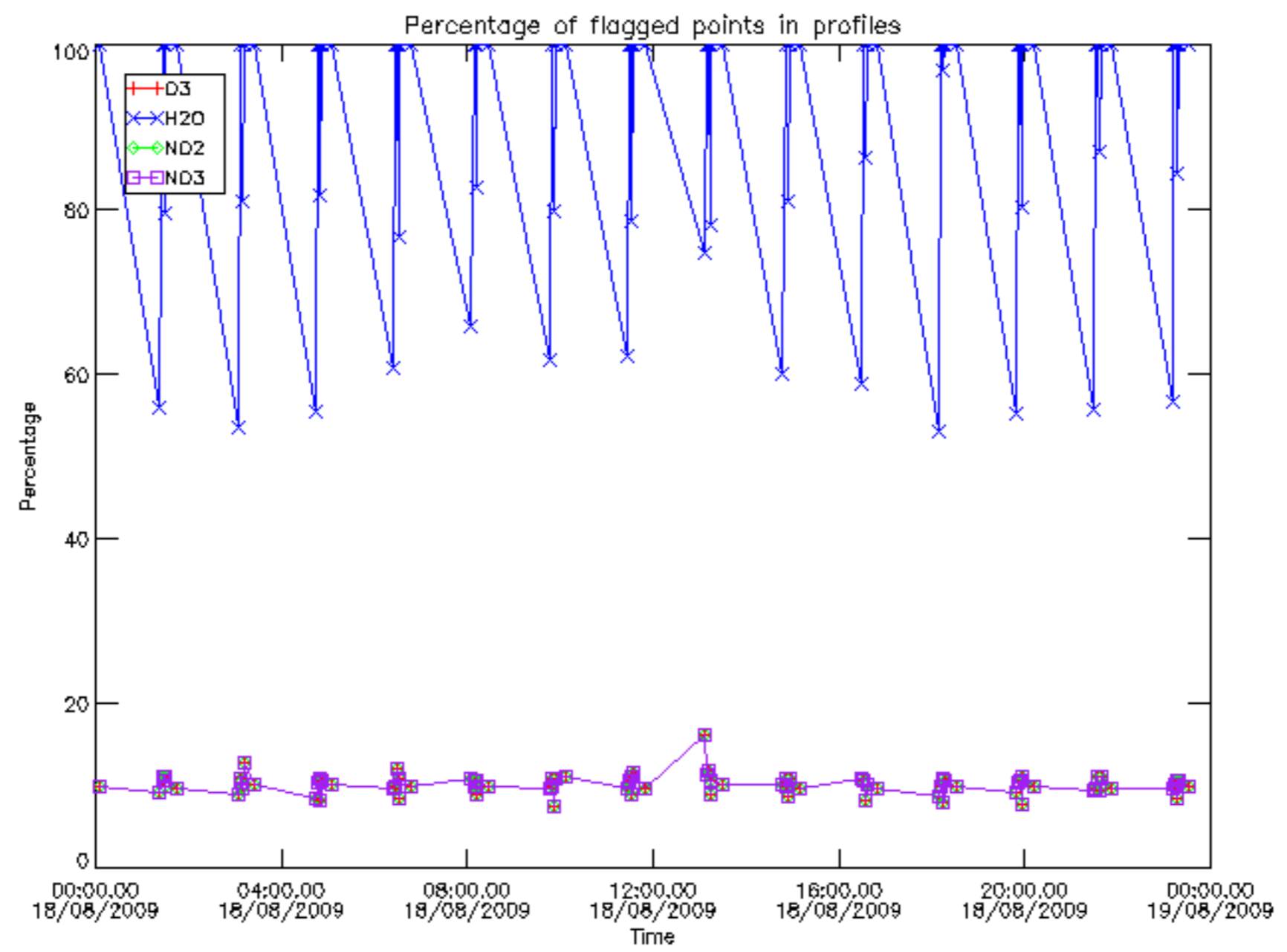




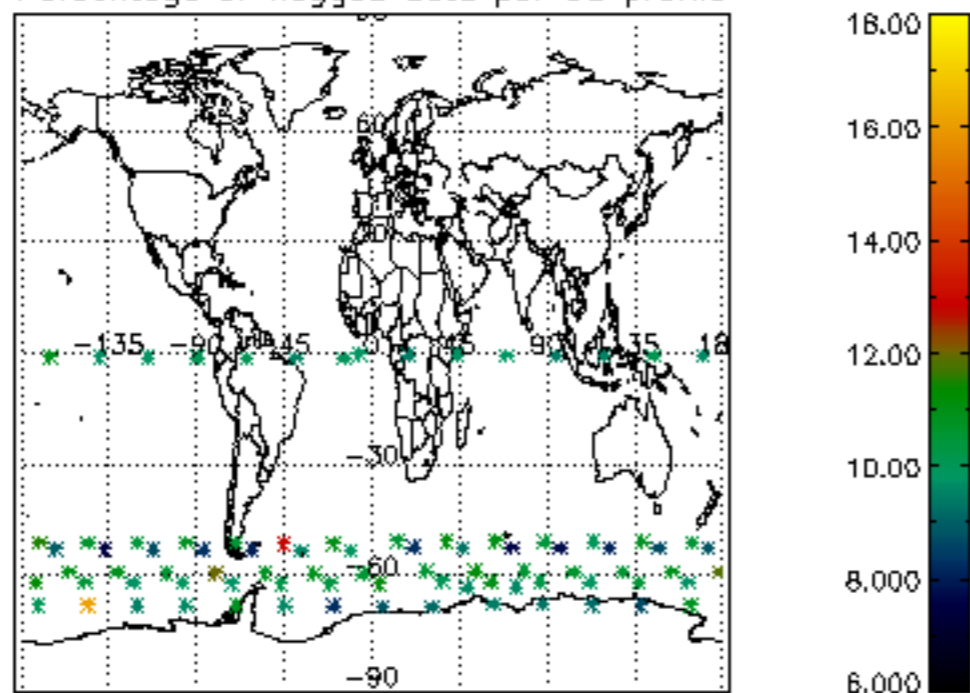




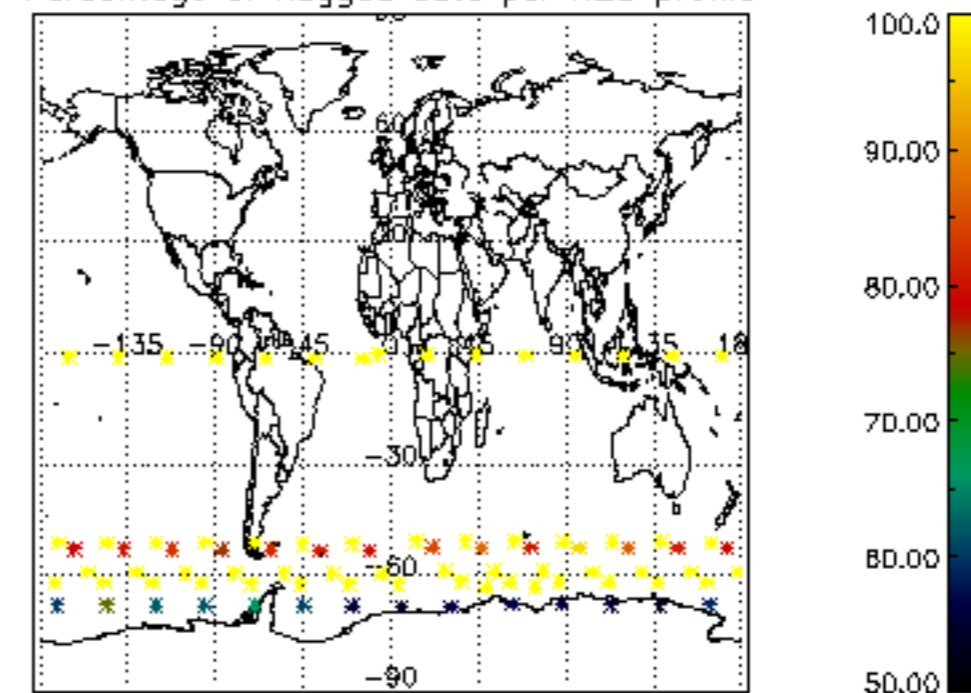




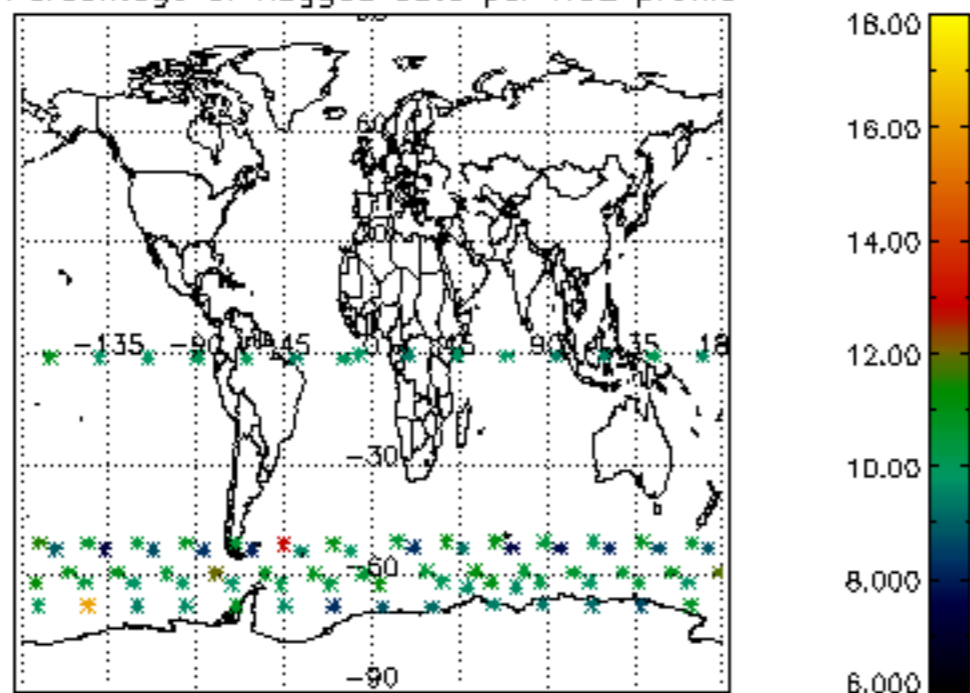
Percentage of flagged data per D3 profile



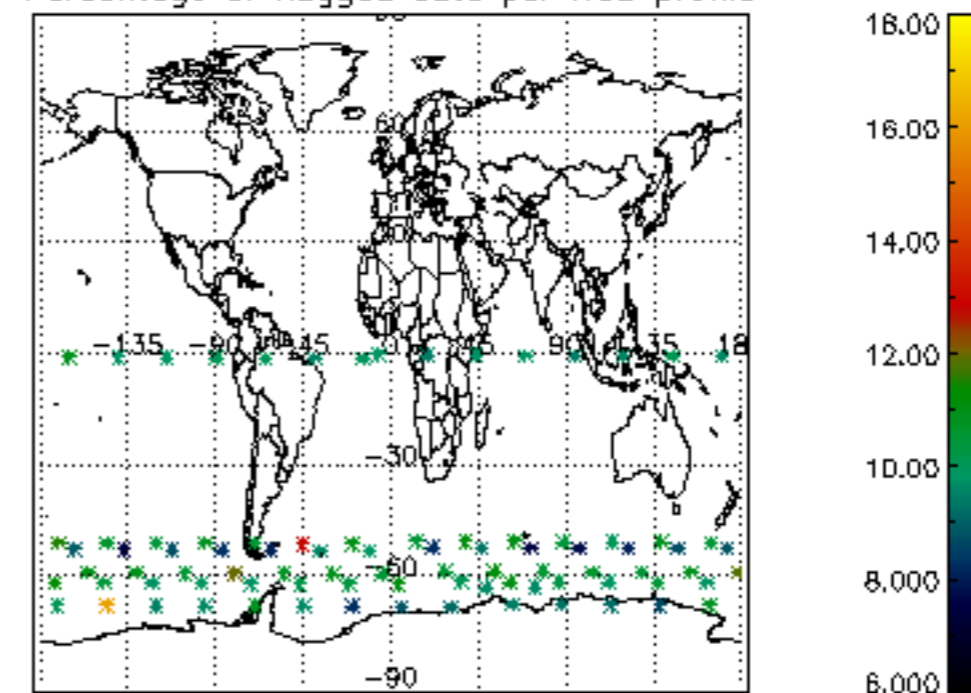
Percentage of flagged data per H2O profile

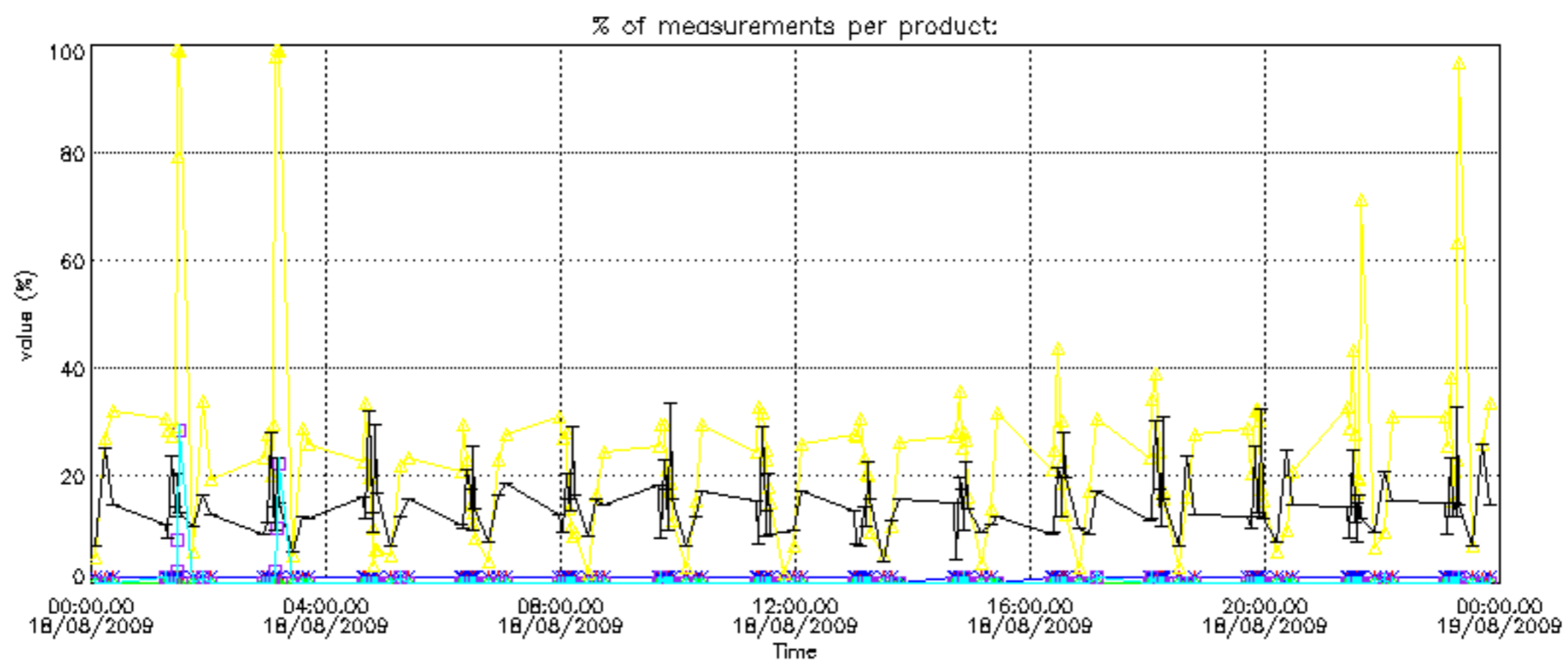
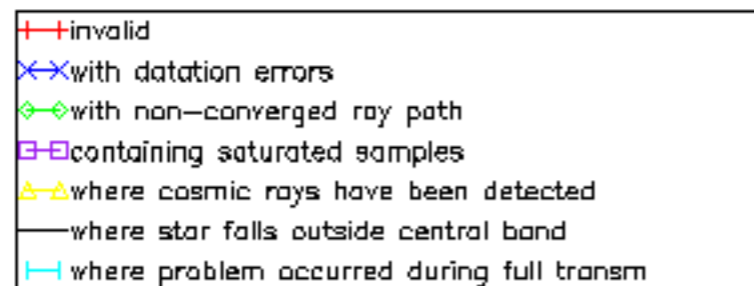


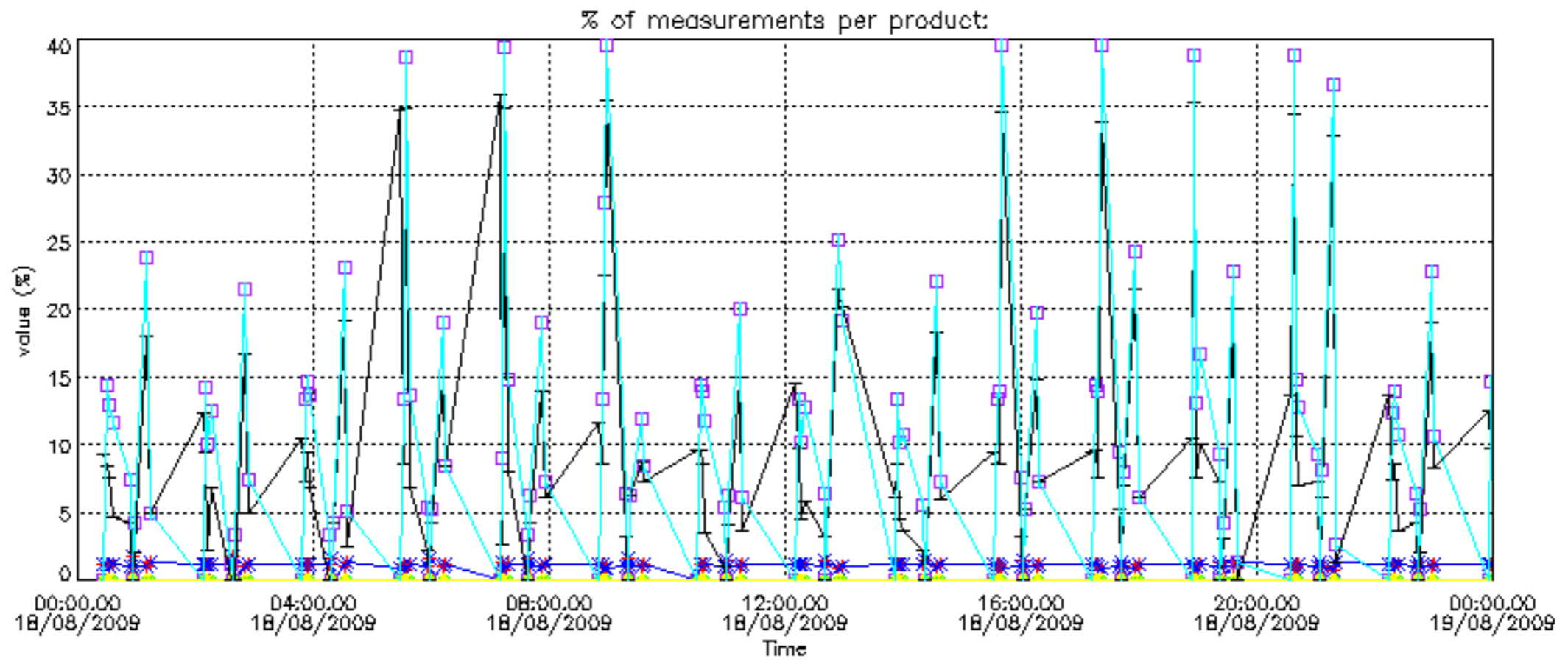
Percentage of flagged data per NO2 profile



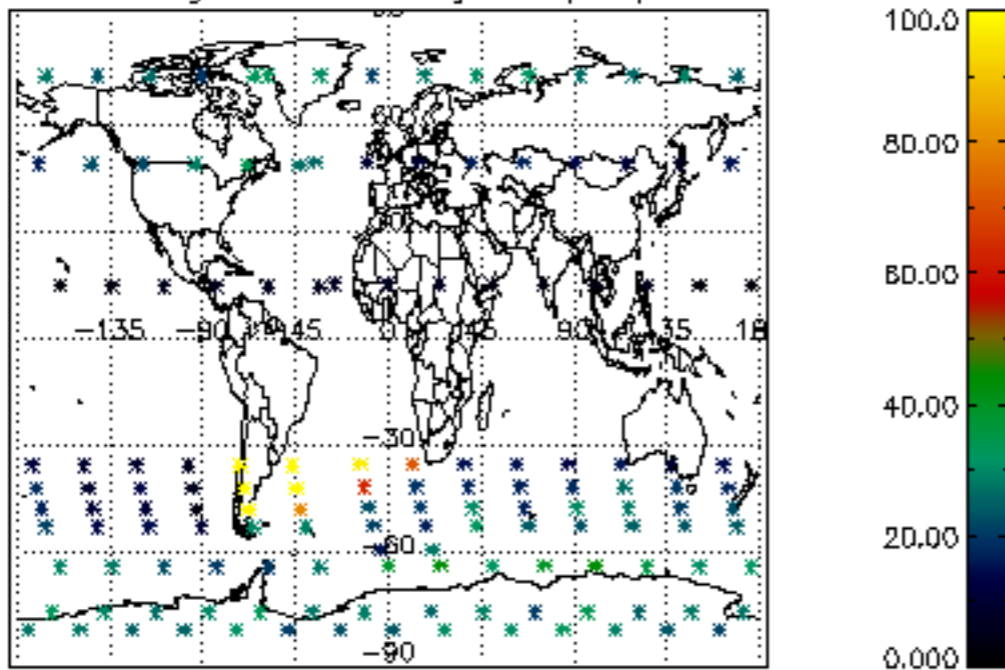
Percentage of flagged data per NO3 profile



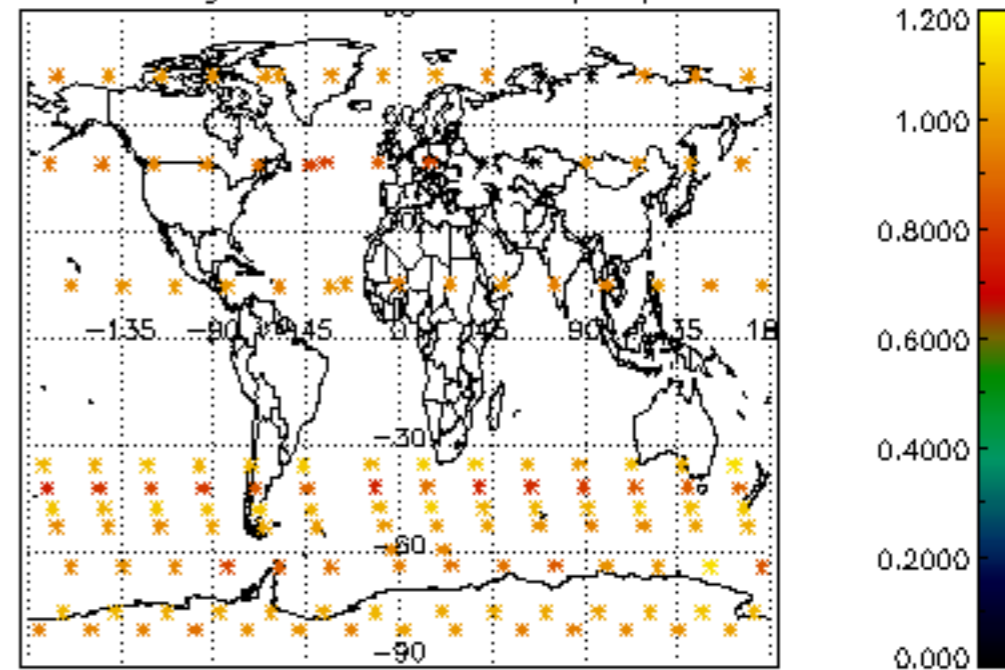




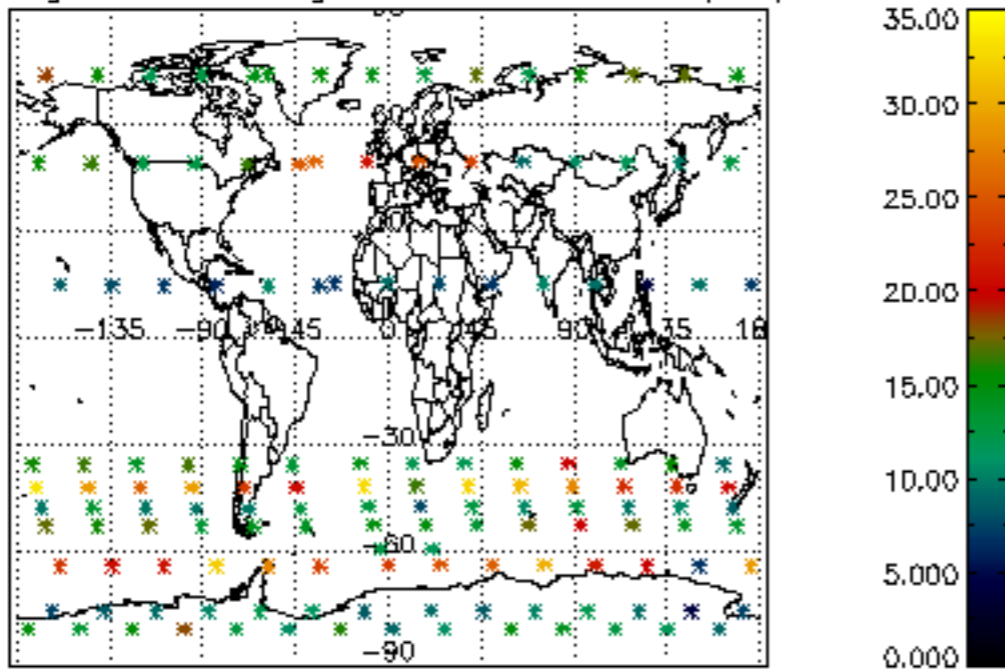
Percentage of cosmic ray hits per profile



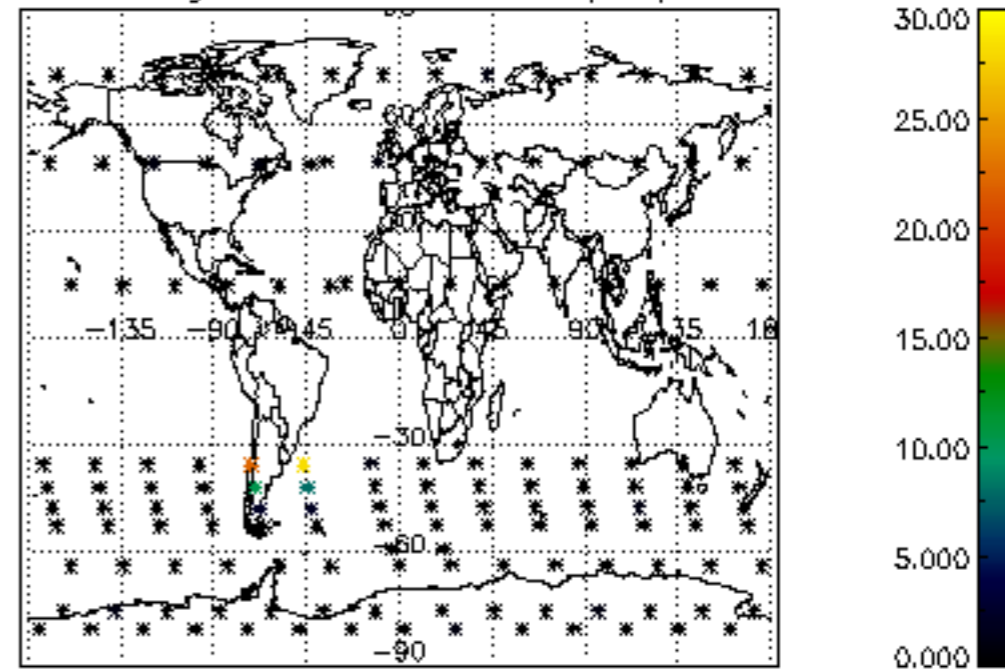
Percentage of datation errors per profile



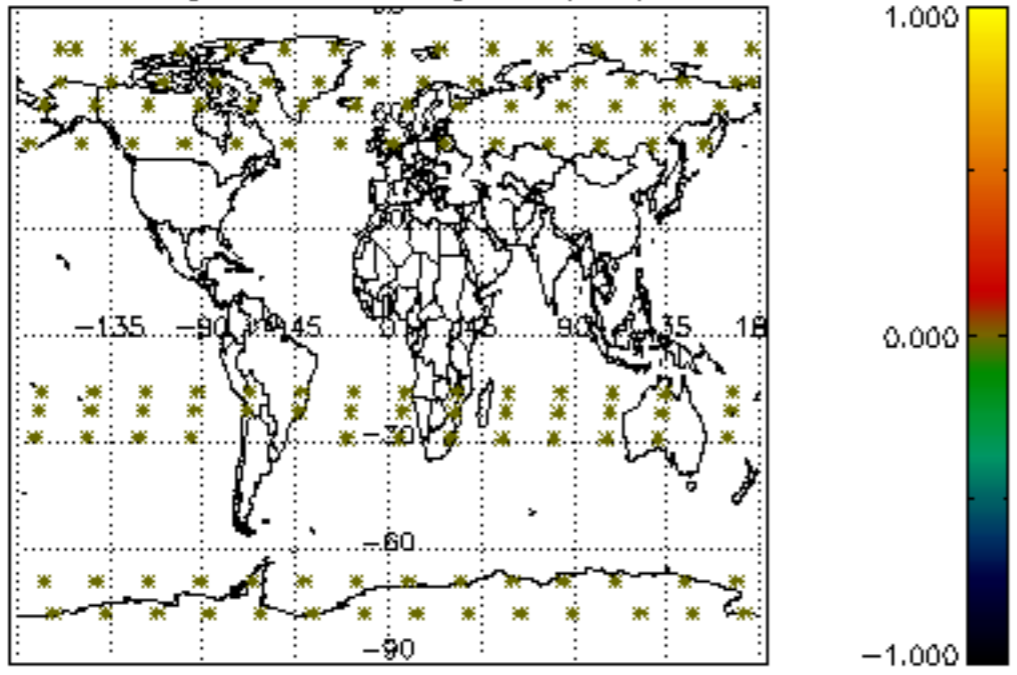
Percentage of star falling outside central band per profile



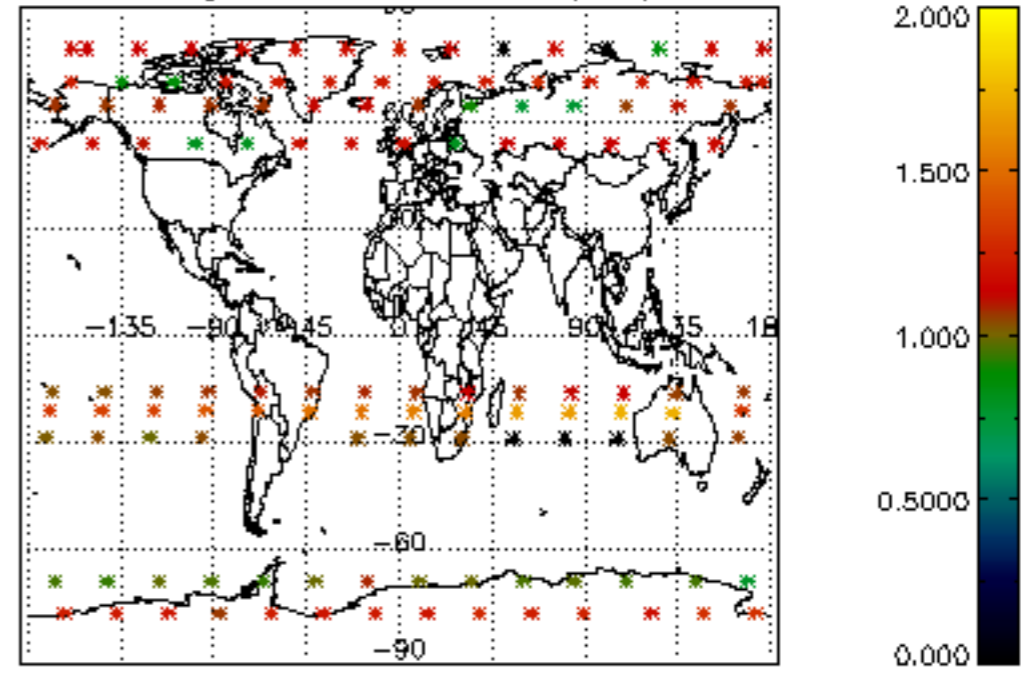
Percentage of saturation errors per profile



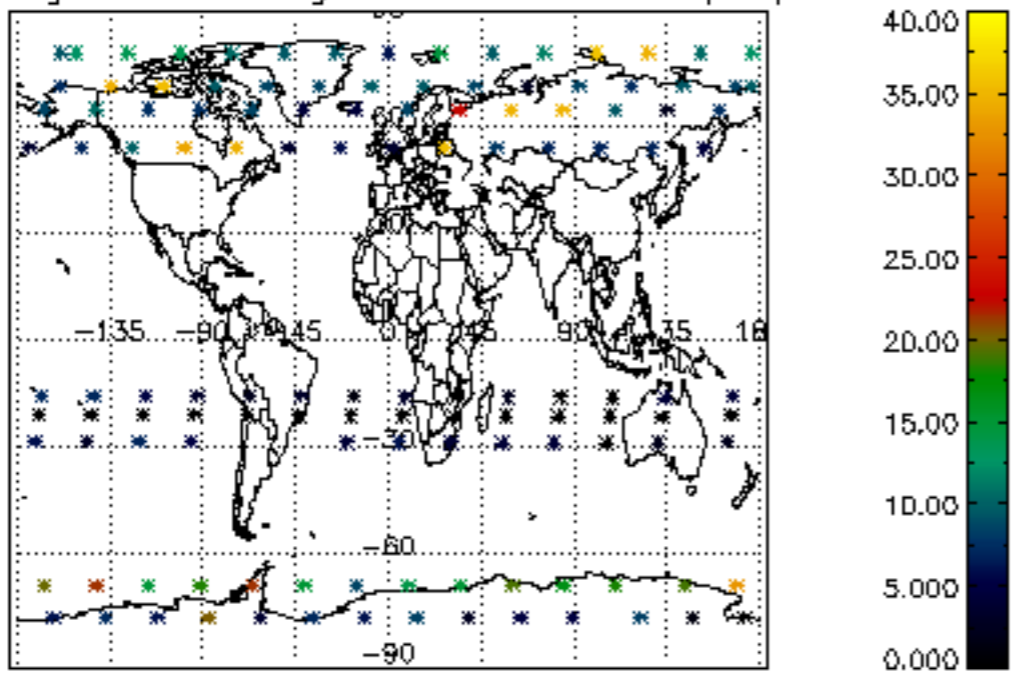
Percentage of cosmic ray hits per profile



Percentage of datation errors per profile



Percentage of star falling outside central band per profile



Percentage of saturation errors per profile

