

GOMOS Level 2 Daily Report

SUMMARY

[1. General Info](#)

[2. Summary of processed GOM_NL_2P products](#)

[3. Level 2 Quality information per product](#)

[3.1 Plot of level 2 quality information per product \(time dependant\)](#)

[3.2 Plot of level 2 quality information per product \(world map\)](#)

[4. Level 1 Quality information per product \(stored on level 2 products\)](#)

[4.1 Plot of level 1 quality information per product \(time dependant\)](#)

[4.1.1 Plot of level 1 quality information per product \(time dependant\): ASCENDING](#)

[4.1.2 Plot of level 1 quality information per product \(time dependant\): DESCENDING](#)

[4.2 Plot of level 1 quality information per product \(world map\)](#)

[4.2.1 Plot of level 1 quality information per product \(world map\): ASCENDING](#)

[4.2.2 Plot of level 1 quality information per product \(world map\): DESCENDING](#)

[5. Ozone profiles based on quality statistics and other trace gas profiles](#)

[5.1 Ozone statistics based on quality of products](#)

[5.2 Plot ozone profiles for all STD \(dark without errors\)](#)

[5.3 Plot ozone profiles where STD < 20% \(dark without errors\)](#)

[5.4. Plot ozone profiles where STD < 10% \(dark without errors\)](#)

[5.5. Plot ozone profiles where STD < 5% \(dark without errors\)](#)

[5.6 Plot NO2 profiles for all STD \(dark without errors\)](#)

[5.7 Plot NO3 profiles for all STD \(dark without errors\)](#)

[5.8 Plot H2O profiles \(only for occultations of stars 1,2,3,4,13,14,16,26,63 dark without errors\) for all STD](#)

[6. Auxiliary Data Files used for the production reported in section 2](#)

This report presents the daily analysis on parameters extracted from GOMOS level 2 data (GOM_NL__2P). It is intended to monitor some important parameters that will impact the quality of these products. A list of level 2 products (and content) that have arrived during the reporting day to the PCF is also given.

Item	Value
Time of report generation	26APR2013 11:32:04
Data source version	GOMOS/6.01
Start time of products	07-08-2009 (07AUG2009 00:00:00)
Stop time of products	08-08-2009 (08AUG2009 00:00:00)
Store outputs in DB	Yes
Nb of level 2 prods	296
Nb of prods with errors	0

2. Summary of processed GOM_NL__2P products.

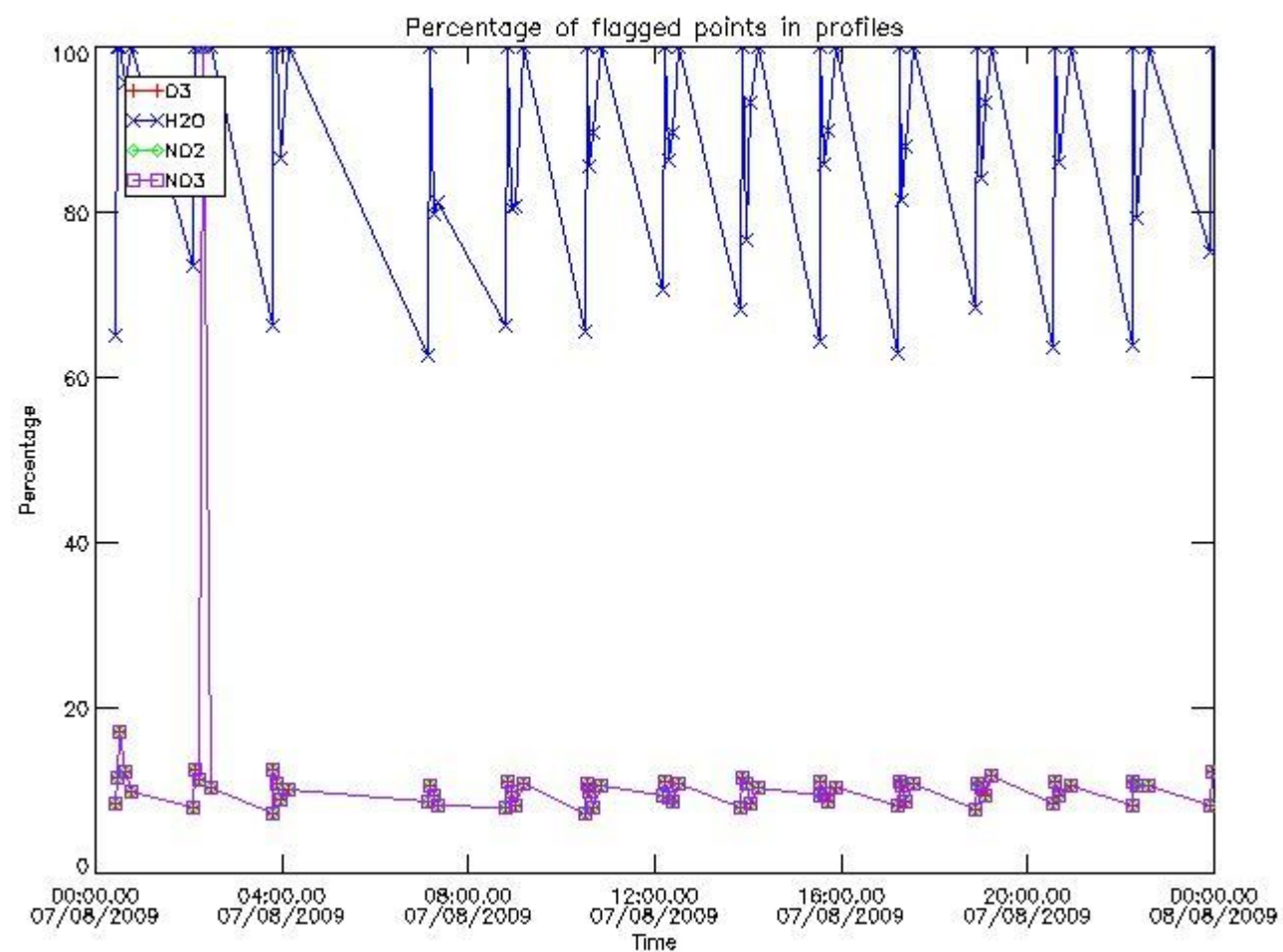
Nr	Filename	UTC Start time	Limb	Duration	Star Id	Star Name	Star Mag	Star Temp	Nb Meas	Orbit	Prod. error
1	GOM_NL__2PRFIN20090807_000226_000000492081_00245_38876_6349.N1	07-AUG-2009 00:02:26	Bright	49.000	74	11Bet Cas	2.2680	6600.0	98	38876	No
2	GOM_NL__2PRFIN20090807_000432_000000512081_00245_38876_6350.N1	07-AUG-2009 00:04:32	Bright	50.500	76	27Gam Cas	2.3000	30000.	101	38876	No
3	GOM_NL__2PRFIN20090807_001121_000000542081_00245_38876_6351.N1	07-AUG-2009 00:11:21	Bright	54.000	160	23Gam Per	2.9300	4700.0	108	38876	No
4	GOM_NL__2PRFIN20090807_001308_000000542081_00245_38876_6352.N1	07-AUG-2009 00:13:08	Bright	54.000	35	33Alp Per	1.7950	6250.0	108	38876	No
5	GOM_NL__2PRFIN20090807_001537_000000482081_00245_38876_6353.N1	07-AUG-2009 00:15:37	Bright	47.500	6	13Alp Aur	0.080000	3400.0	95	38876	No
6	GOM_NL__2PRFIN20090807_001727_000000502081_00245_38876_6354.N1	07-AUG-2009 00:17:27	Bright	50.000	149	45Eps Per	2.8880	30000.	100	38876	No
7	GOM_NL__2PRFIN20090807_002105_000000472081_00245_38876_6355.N1	07-AUG-2009 00:21:05	Bright	46.500	28	12Bet Tau	1.6500	15200.	93	38876	No
8	GOM_NL__2PRFIN20090807_002603_000000612081_00245_38876_6356.N1	07-AUG-2009 00:26:03	Dark	60.500	13	87Alp Tau	0.86700	3800.0	121	38876	No
9	GOM_NL__2PRFIN20090807_002758_000000442081_00245_38876_6357.N1	07-AUG-2009 00:27:58	Dark	44.000	27	24Gam Ori	1.6360	26000.	88	38876	No
10	GOM_NL__2PRFIN20090807_003152_000000442081_00245_38876_6358.N1	07-AUG-2009 00:31:52	Dark	44.000	128	67Bet Eri	2.7840	9700.0	88	38876	No
11	GOM_NL__2PRFIN20090807_003755_000000582081_00245_38876_6359.N1	07-AUG-2009 00:37:55	Dark	58.000	165	34Gam Eri	2.9500	3200.0	116	38876	No
12	GOM_NL__2PRFIN20090807_004715_000000512081_00246_38877_6355.N1	07-AUG-2009 00:47:15	Dark	51.000	157	The1Eri	2.9060	9300.0	102	38877	No
13	GOM_NL__2PRFIN20090807_005734_000000542081_00246_38877_6356.N1	07-AUG-2009 00:57:34	Straylight	54.000	84	Alp Phe	2.3970	4500.0	108	38877	No
14	GOM_NL__2PRFIN20090807_010111_000000572081_00246_38877_6357.N1	07-AUG-2009 01:01:11	Straylight	56.500	63	Bet Gru	2.1500	2800.0	113	38877	No
15	GOM_NL__2PRFIN20090807_010600_000000602081_00246_38877_6358.N1	07-AUG-2009 01:06:00	Tw_i_and_stray	59.500	18	24Alp PsA	1.1660	9700.0	119	38877	No
16	GOM_NL__2PRFIN20090807_011230_000000682081_00246_38877_6359.N1	07-AUG-2009 01:12:30	Bright	68.000	142	49Del Cap	2.8500	8900.0	136	38877	No
17	GOM_NL__2PRFIN20090807_011621_000000512081_00246_38877_6360.N1	07-AUG-2009 01:16:21	Bright	51.000	154	22Bet Aqr	2.8990	5700.0	102	38877	No
18	GOM_NL__2PRFIN20090807_012832_000000432081_00246_38877_6361.N1	07-AUG-2009 01:28:32	Bright	42.500	92	53Eps Cyg	2.5000	4500.0	85	38877	No
19	GOM_NL__2PRFIN20090807_012954_000000412081_00246_38877_6362.N1	07-AUG-2009 01:29:54	Bright	40.500	66	37Gam Cyg	2.2080	5900.0	81	38877	No
20	GOM_NL__2PRFIN20090807_013142_000000582081_00246_38877_6363.N1	07-AUG-2009 01:31:42	Bright	58.000	19	50Alp Cyg	1.2460	10500.	116	38877	No
21	GOM_NL__2PRFIN20090807_013709_000000362081_00246_38877_6364.N1	07-AUG-2009 01:37:09	Bright	36.000	89	5Alp Cep	2.4510	8000.0	72	38877	No
22	GOM_NL__2PRFIN20090807_014301_000000502081_00246_38877_6365.N1	07-AUG-2009 01:43:01	Bright	50.000	74	11Bet Cas	2.2680	6600.0	100	38877	No
23	GOM_NL__2PRFIN20090807_014508_000000672081_00246_38877_6366.N1	07-AUG-2009 01:45:08	Bright	67.000	76	27Gam Cas	2.3000	30000.	134	38877	No
24	GOM_NL__2PRFIN20090807_015156_000000492081_00246_38877_6367.N1	07-AUG-2009 01:51:56	Bright	49.000	160	23Gam Per	2.9300	4700.0	98	38877	No
25	GOM_NL__2PRFIN20090807_015344_000000542081_00246_38877_6368.N1	07-AUG-2009 01:53:44	Bright	54.000	35	33Alp Per	1.7950	6250.0	108	38877	No
26	GOM_NL__2PRFIN20090807_015612_000000442081_00246_38877_6369.N1	07-AUG-2009 01:56:12	Bright	43.500	6	13Alp Aur	0.080000	3400.0	87	38877	No
27	GOM_NL__2PRFIN20090807_015802_000000512081_00246_38877_6370.N1	07-AUG-2009 01:58:02	Bright	51.000	149	45Eps Per	2.8880	30000.	102	38877	No
28	GOM_NL__2PRFIN20090807_020141_000000462081_00246_38877_6371.N1	07-AUG-2009 02:01:41	Bright	46.000	28	12Bet Tau	1.6500	15200.	92	38877	No
29	GOM_NL__2PRFIN20090807_020639_000000652081_00246_38877_6372.N1	07-AUG-2009 02:06:39	Dark	64.500	13	87Alp Tau	0.86700	3800.0	129	38877	No
30	GOM_NL__2PRFIN20090807_020834_000000452081_00246_38877_6373.N1	07-AUG-2009 02:08:34	Dark	44.500	27	24Gam Ori	1.6360	26000.	89	38877	No
31	GOM_NL__2PRFIN20090807_021228_000000452081_00246_38877_6374.N1	07-AUG-2009 02:12:28	Dark	45.000	128	67Bet Eri	2.7840	9700.0	90	38877	No
32	GOM_NL__2PRFIN20090807_021832_000000602081_00246_38877_6375.N1	07-AUG-2009 02:18:32	Dark	59.500	165	34Gam Eri	2.9500	3200.0	119	38877	No
33	GOM_NL__2PRFIN20090807_022752_000000492081_00247_38878_6370.N1	07-AUG-2009 02:27:52	Dark	49.000	157	The1Eri	2.9060	9300.0	98	38878	No
34	GOM_NL__2PRFIN20090807_023810_000000602081_00247_38878_6371.N1	07-AUG-2009 02:38:10	Straylight	59.500	84	Alp Phe	2.3970	4500.0	119	38878	No
35	GOM_NL__2PRFIN20090807_024148_000000482081_00247_38878_6372.N1	07-AUG-2009 02:41:48	Straylight	48.000	63	Bet Gru	2.1500	2800.0	96	38878	No
36	GOM_NL__2PRFIN20090807_024636_000000582081_00247_38878_6373.N1	07-AUG-2009 02:46:36	Tw_i_and_stray	57.500	18	24Alp PsA	1.1660	9700.0	115	38878	No
37	GOM_NL__2PRFIN20090807_025306_000000482081_00247_38878_6374.N1	07-AUG-2009 02:53:06	Bright	48.000	142	49Del Cap	2.8500	8900.0	96	38878	No
38	GOM_NL__2PRFIN20090807_025657_000000482081_00247_38878_6375.N1	07-AUG-2009 02:56:57	Bright	47.500	154	22Bet Aqr	2.8990	5700.0	95	38878	No
39	GOM_NL__2PRFIN20090807_030258_000000282081_00247_38878_6376.N1	07-AUG-2009 03:02:58	Tw_i_and_stray	28.000	61	8Eps Peg	2.1000	3900.0	56	38878	No
40	GOM_NL__2PRFIN20090807_030908_000000412081_00247_38878_6377.N1	07-AUG-2009 03:09:08	Bright	40.500	92	53Eps Cyg	2.5000	4500.0	81	38878	No
41	GOM_NL__2PRFIN20090807_031030_000000372081_00247_38878_6378.N1	07-AUG-2009 03:10:30	Bright	36.500	66	37Gam Cyg	2.2080	5900.0	73	38878	No
42	GOM_NL__2PRFIN20090807_031218_000000412081_00247_38878_6379.N1	07-AUG-2009 03:12:18	Bright	40.500	19	50Alp Cyg	1.2460	10500.	81	38878	No

279	GOM_NL__2PRFIN20090807_225354_000000602081_00259_38890_6592.N1	07-AUG-2009 22:53:54	Twilight_stray	60.000	18	24Alp PsA	1.1660	9700.0	120	38890	No
280	GOM_NL__2PRFIN20090807_230019_000000672081_00259_38890_6593.N1	07-AUG-2009 23:00:19	Bright	67.000	142	49Del Cap	2.8500	8900.0	134	38890	No
281	GOM_NL__2PRFIN20090807_230407_000000442081_00259_38890_6594.N1	07-AUG-2009 23:04:07	Bright	44.000	154	22Bet Aqr	2.8990	5700.0	88	38890	No
282	GOM_NL__2PRFIN20090807_231003_000000532081_00259_38890_6595.N1	07-AUG-2009 23:10:03	Bright	52.500	61	8Eps Peg	2.1000	3900.0	105	38890	No
283	GOM_NL__2PRFIN20090807_231614_000000392081_00259_38890_6596.N1	07-AUG-2009 23:16:14	Bright	39.000	92	53Eps Cyg	2.5000	4500.0	78	38890	No
284	GOM_NL__2PRFIN20090807_231738_000000412081_00259_38890_6597.N1	07-AUG-2009 23:17:38	Bright	41.000	66	37Gam Cyg	2.2080	5900.0	82	38890	No
285	GOM_NL__2PRFIN20090807_231925_000000372081_00259_38890_6598.N1	07-AUG-2009 23:19:25	Bright	37.000	19	50Alp Cyg	1.2460	10500.	74	38890	No
286	GOM_NL__2PRFIN20090807_232451_000000402081_00259_38890_6599.N1	07-AUG-2009 23:24:51	Bright	40.000	89	5Alp Cep	2.4510	8000.0	80	38890	No
287	GOM_NL__2PRFIN20090807_233038_000000672081_00259_38890_6600.N1	07-AUG-2009 23:30:38	Bright	67.000	74	11Bet Cas	2.2680	6600.0	134	38890	No
288	GOM_NL__2PRFIN20090807_233245_000000482081_00259_38890_6601.N1	07-AUG-2009 23:32:45	Bright	48.000	76	27Gam Cas	2.3000	30000.	96	38890	No
289	GOM_NL__2PRFIN20090807_233937_000000492081_00259_38890_6602.N1	07-AUG-2009 23:39:37	Bright	49.000	160	23Gam Per	2.9300	4700.0	98	38890	No
290	GOM_NL__2PRFIN20090807_234126_000000532081_00259_38890_6603.N1	07-AUG-2009 23:41:26	Bright	53.000	35	33Alp Per	1.7950	6250.0	106	38890	No
291	GOM_NL__2PRFIN20090807_234359_000000582081_00259_38890_6604.N1	07-AUG-2009 23:43:59	Bright	58.000	6	13Alp Aur	0.080000	3400.0	116	38890	No
292	GOM_NL__2PRFIN20090807_234548_000000542081_00259_38890_6605.N1	07-AUG-2009 23:45:48	Bright	53.500	149	45Eps Per	2.8880	30000.	107	38890	No
293	GOM_NL__2PRFIN20090807_234930_000000492081_00259_38890_6606.N1	07-AUG-2009 23:49:30	Twilight_stray	48.500	28	12Bet Tau	1.6500	15200.	97	38890	No
294	GOM_NL__2PRFIN20090807_235142_000000452081_00259_38890_6607.N1	07-AUG-2009 23:51:42	Twilight_stray	44.500	176	23Zet Tau	3.0200	22000.	89	38890	No
295	GOM_NL__2PRFIN20090807_235433_000000632081_00259_38890_6608.N1	07-AUG-2009 23:54:33	Dark	63.000	13	87Alp Tau	0.86700	3800.0	126	38890	No
296	GOM_NL__2PRFIN20090807_235627_000000462081_00259_38890_6609.N1	07-AUG-2009 23:56:27	Dark	46.000	27	24Gam Ori	1.6360	26000.	92	38890	No

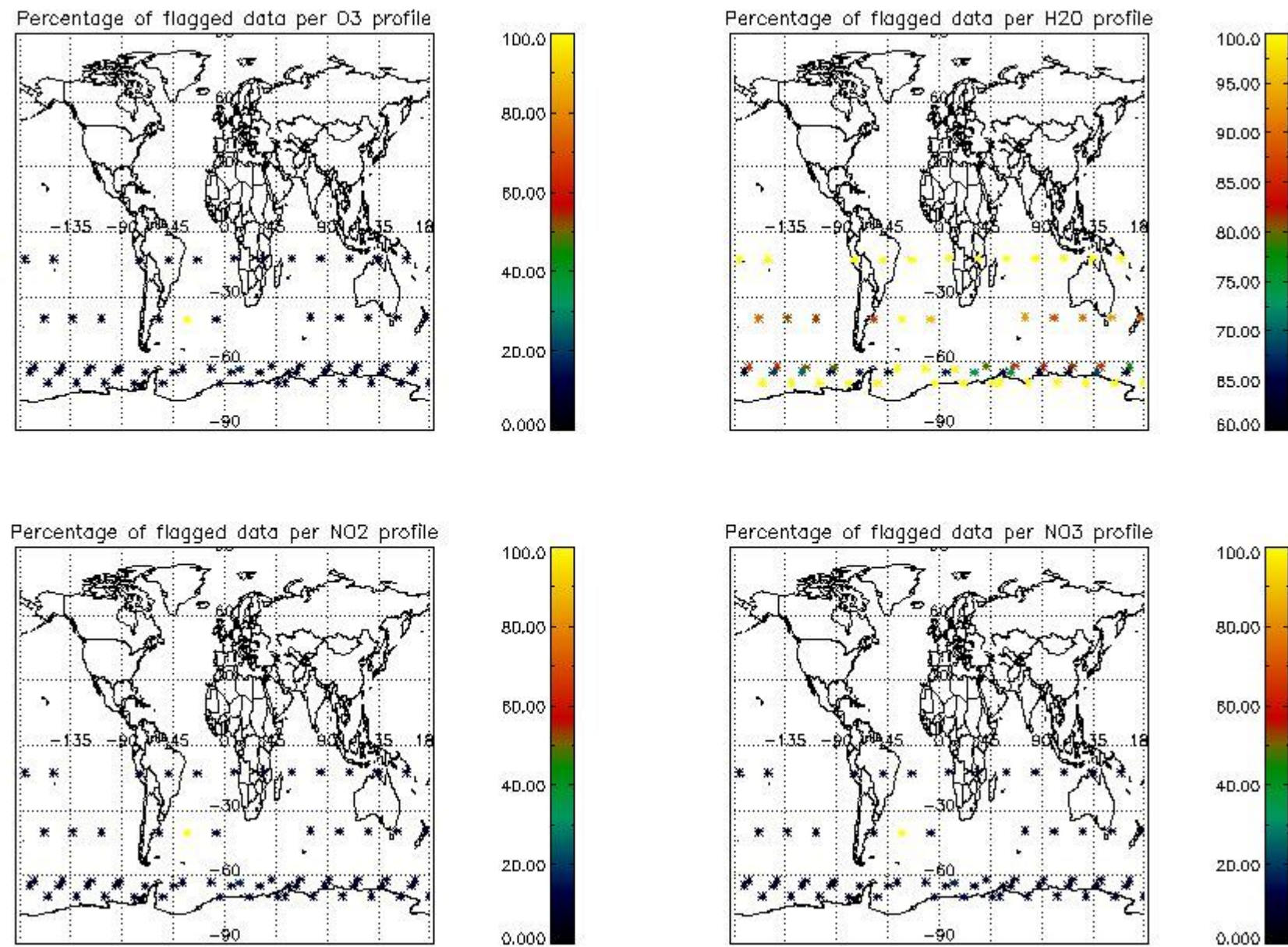
3. Quality information per product

In this section it is plotted some information contained in the Quality Summary data set of the level 2 products. Only products in dark limb conditions and without errors (error flag in the MPH set to "0") are used.

3.1 Plot quality information per product (time dependant)



3.2 Plot quality information per product (world map)

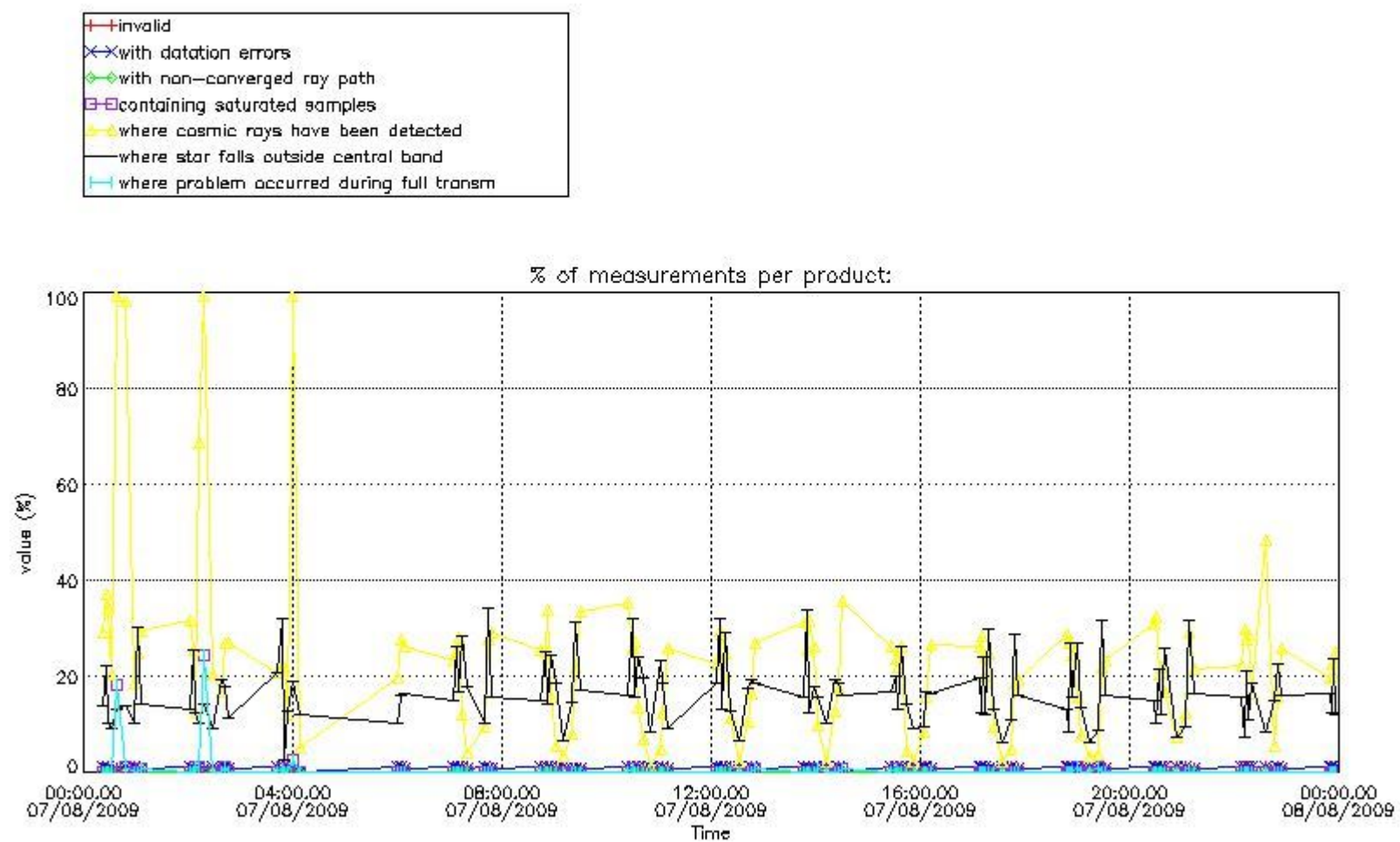


4. Level 1 quality information per product

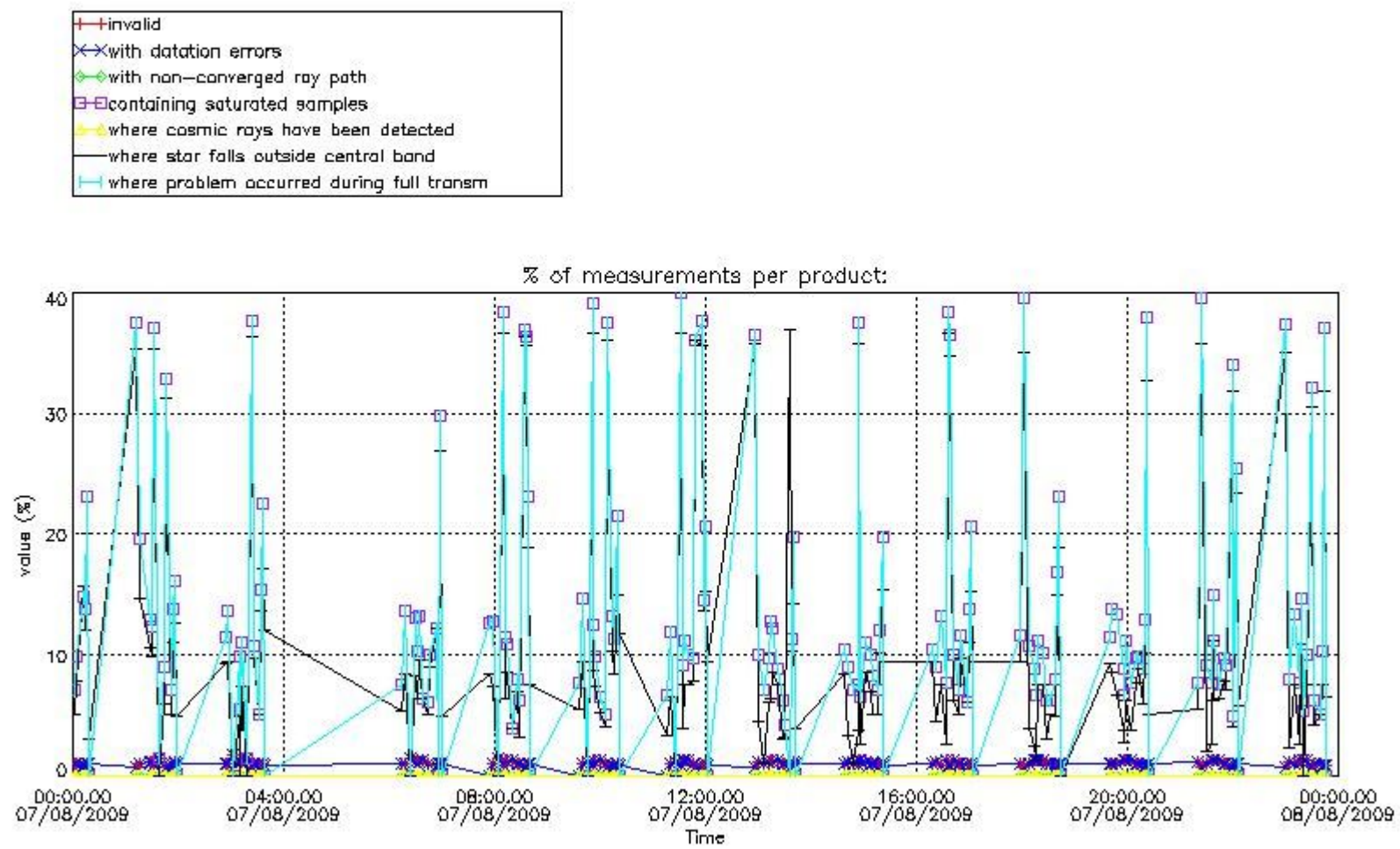
In this section it is plotted some information contained in the Quality Summary data set of the level 2 products that comes from the level 1b processing. Products without errors (error flag in the MPH set to "0") are used.

4.1 Plot quality information per product (time dependant) coming from level 1b processing

4.1.1 Plot level 1 quality information per product (time dependant): ENVISAT ASCENDING passes

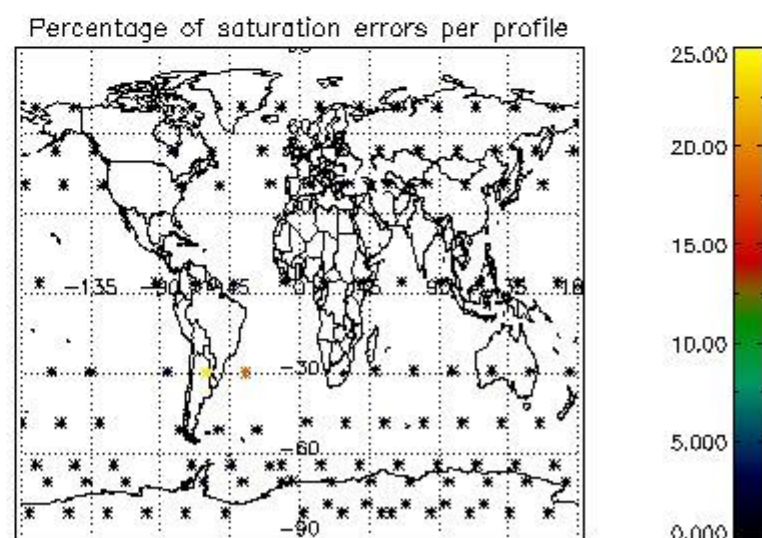
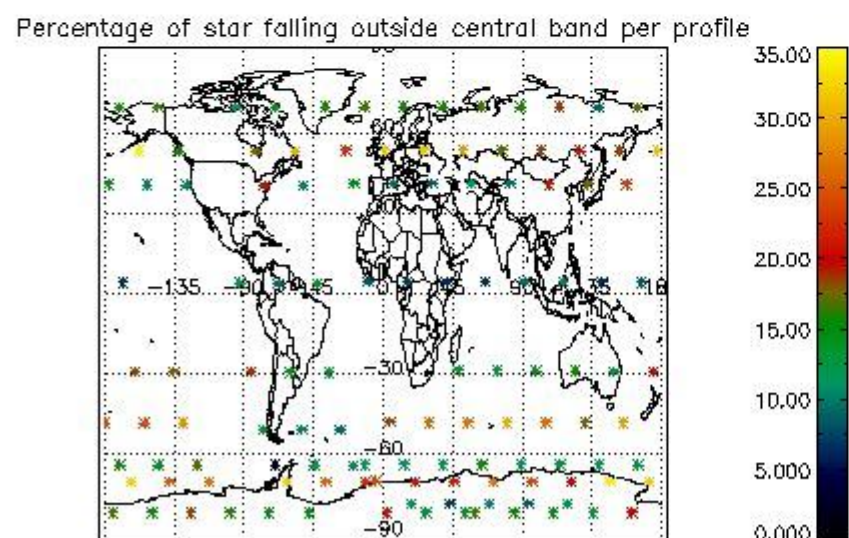
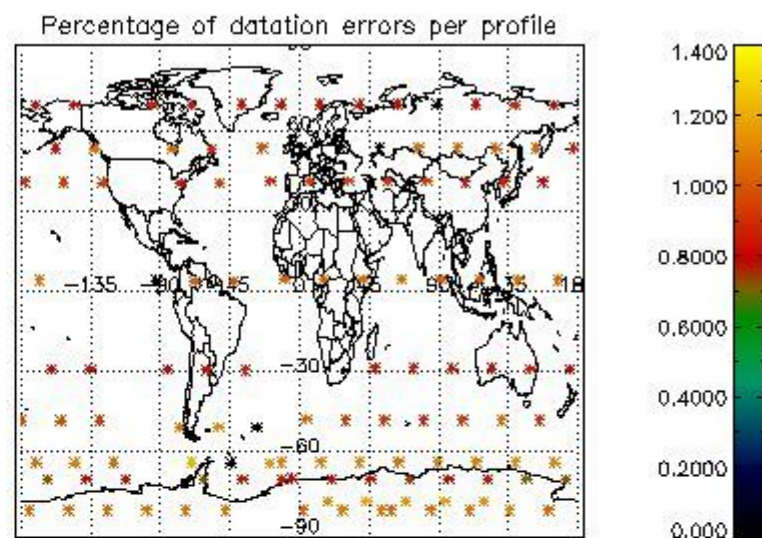
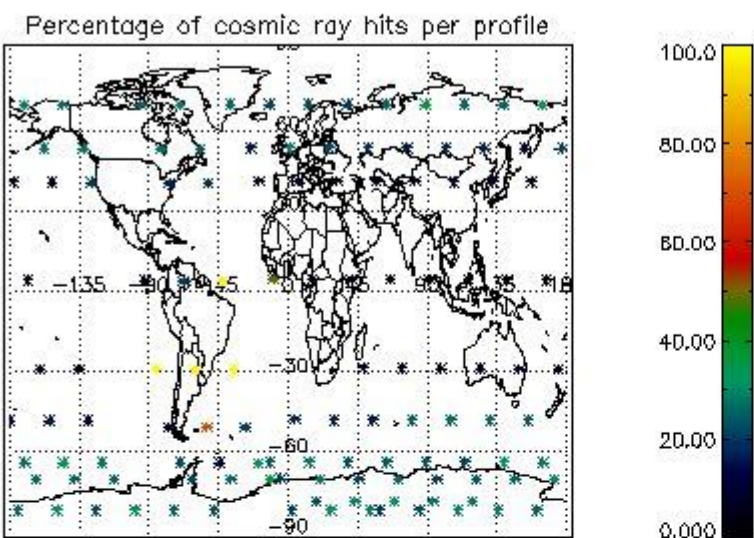


4.1.2 Plot level 1 quality information per product (time dependant): ENVI SAT DESCENDING passes

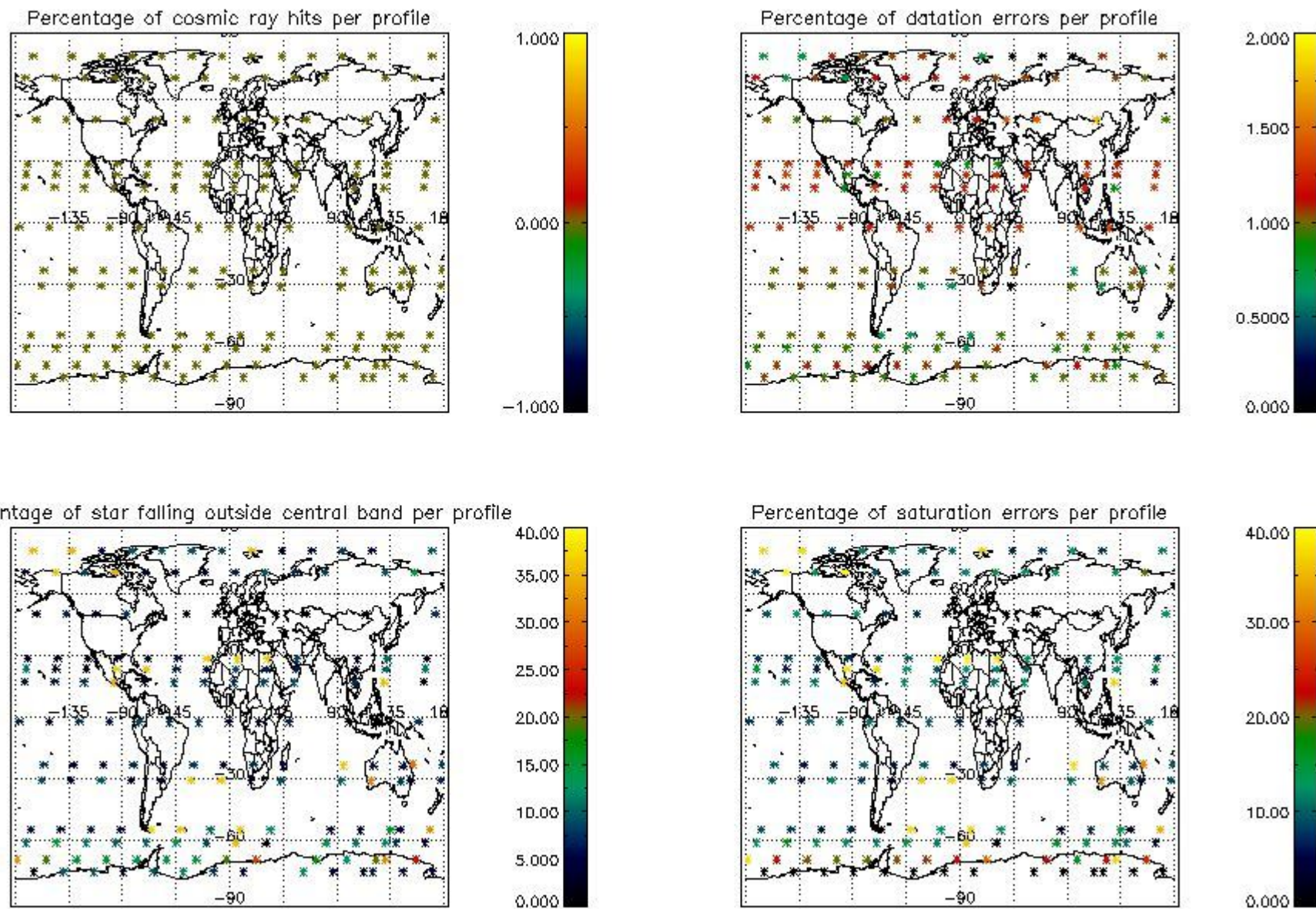


4.2 Plot quality information per product coming from level 1b processing (world map)

4.2.1 Plot level 1 quality information per product (world map): ENVISAT ASCENDING passes



4.2.2 Plot level 1 quality information per product (world map): ENVISAT DESCENDING passes



5. Trace gas profiles

5.1 Ozone statistics based on quality of products

The final quality of the products can be "measured" using the STD (Standard Deviation) attached to every point profile. This information is written to the parameter GOM_NL__2P/NL_LOCAL_SPECIES_DENSITY/o3_std of the level 2 products. The table below shows the statistics for given STD ranges.

The statistics are given with respect to the overall valid production:

- Products without fatal errors: GOM_NL__2P/MPH/PRODUCT_ERR=0
- Valid point profile: GOM_NL__2P/NL_LOCAL_SPECIES_DENSITY/pcd(0)=0

The 'Criteria' is applied to valid points of dark limb products:

- Products in dark limb illumination condition: GOM_NL__2P/NL_SUMMARY_QUALITY/obs_ill_cond=0
- Products without fatal errors: GOM_NL__2P/MPH/PRODUCT_ERR=0
- Valid point profile: GOM_NL__2P/NL_LOCAL_SPECIES_DENSITY/pcd(0)=0

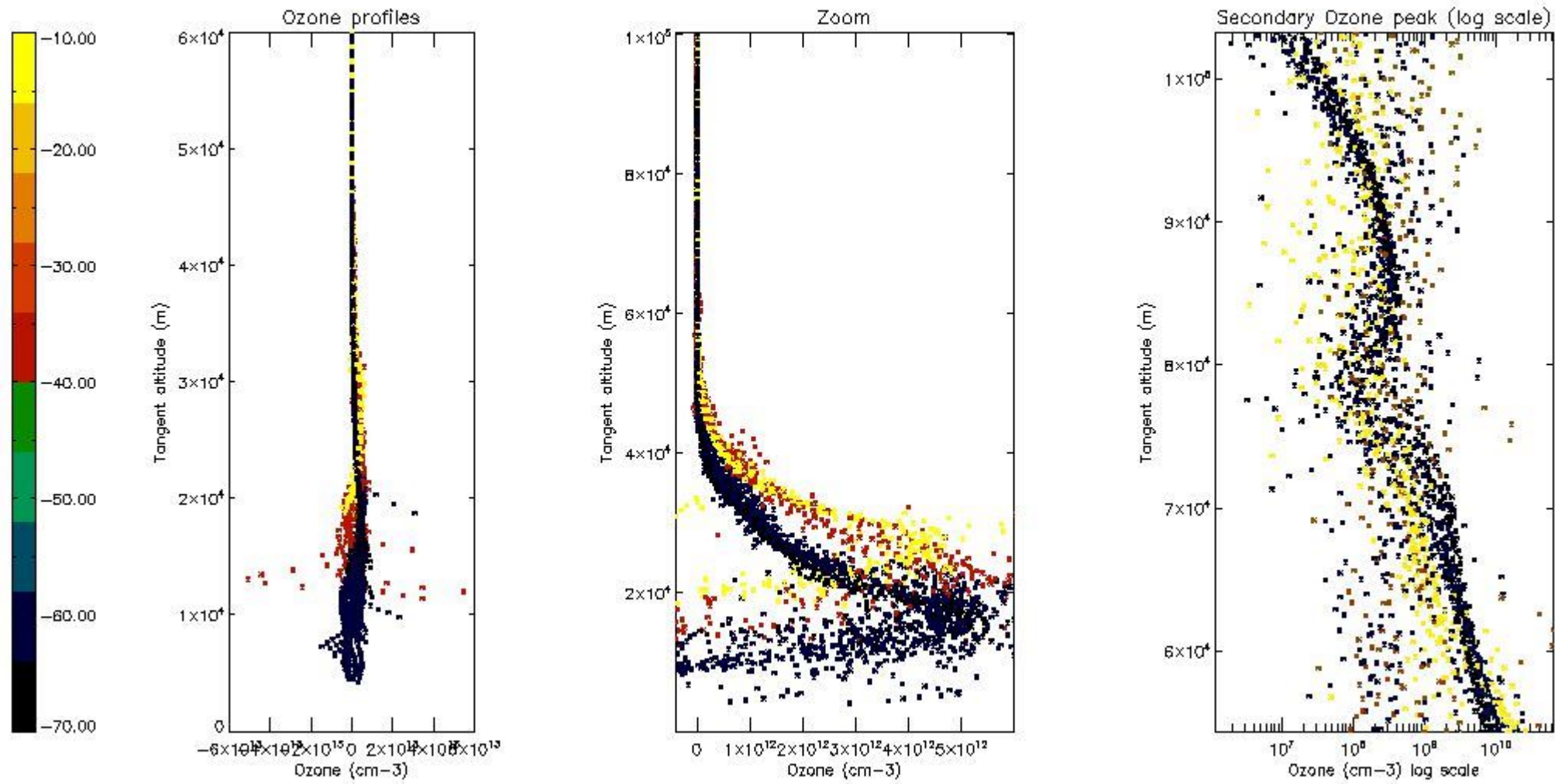
So, the table below shows the percentage of dark limb and valid observations for each criteria with respect to the overall valid daily observations.

Criteria	% of total production
All STD	23
STD < 20	11

STD < 10	8
STD < 5	5

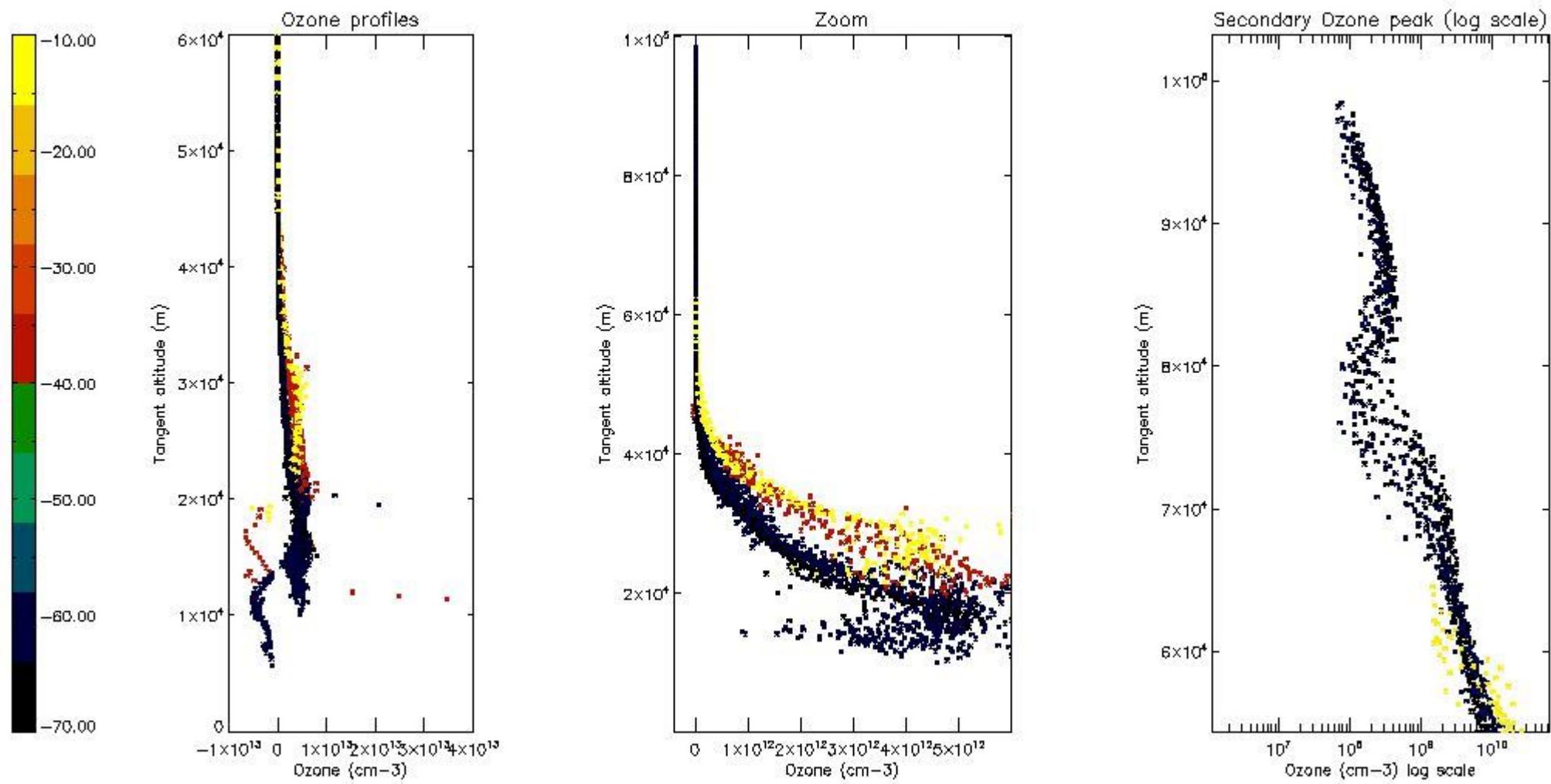
5.2 Plot ozone profiles for all STD (dark without errors)

The colorbar represents the latitude.



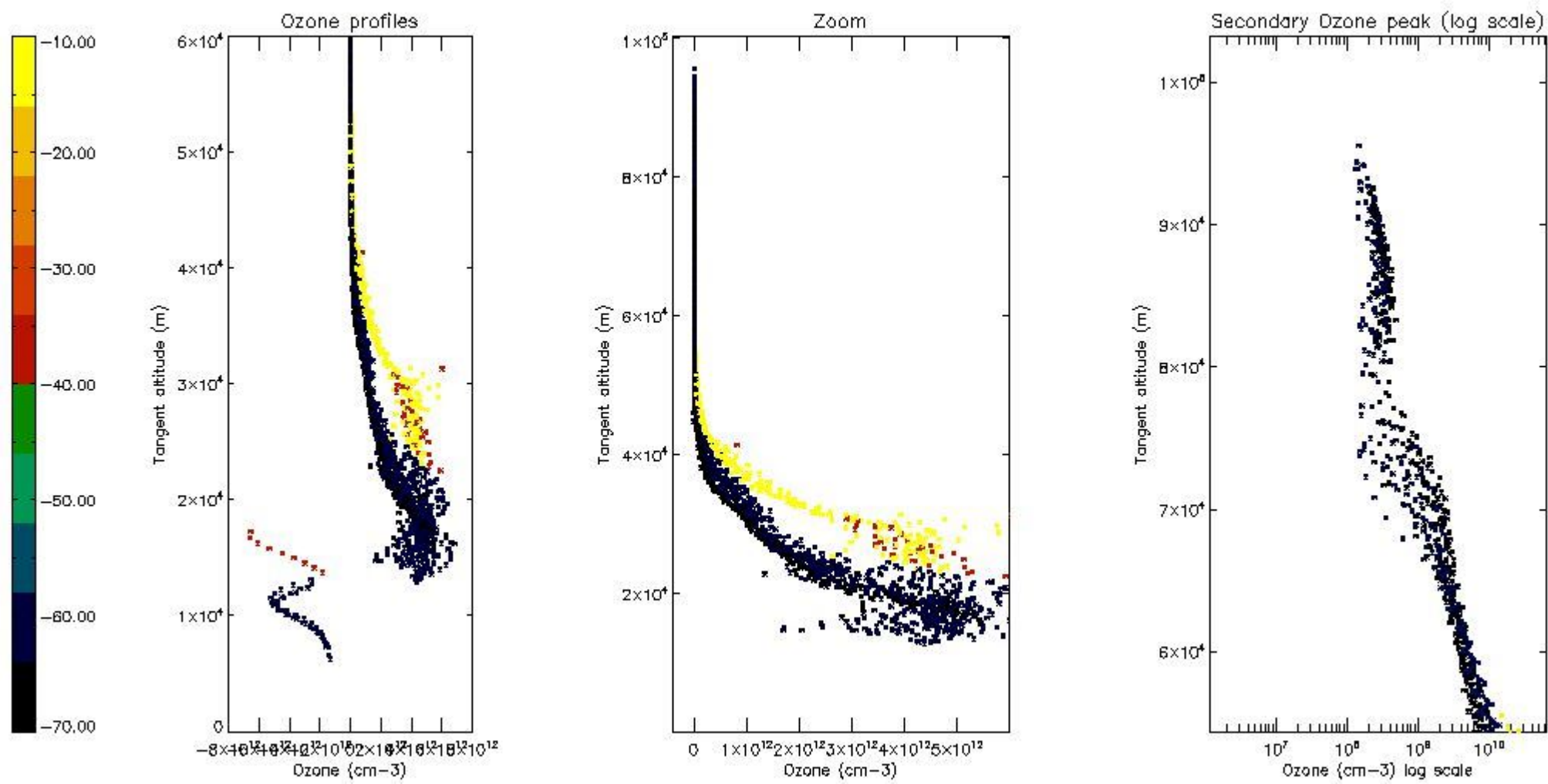
5.3 Plot ozone profiles where STD < 20% (dark without errors)

The colorbar represents the latitude.



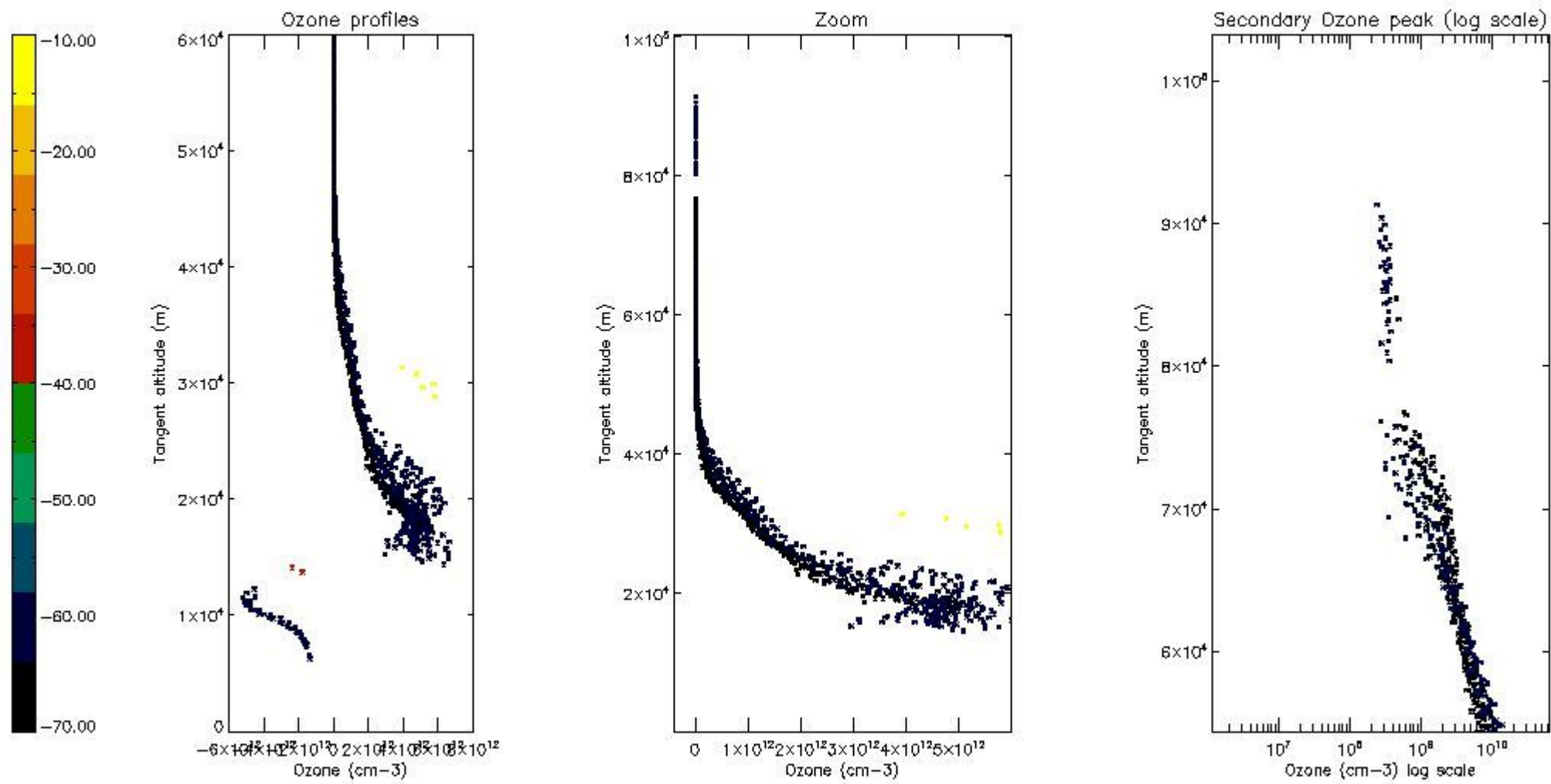
5.4 Plot ozone profiles where STD < 10% (dark without errors)

The colorbar represents the latitude.



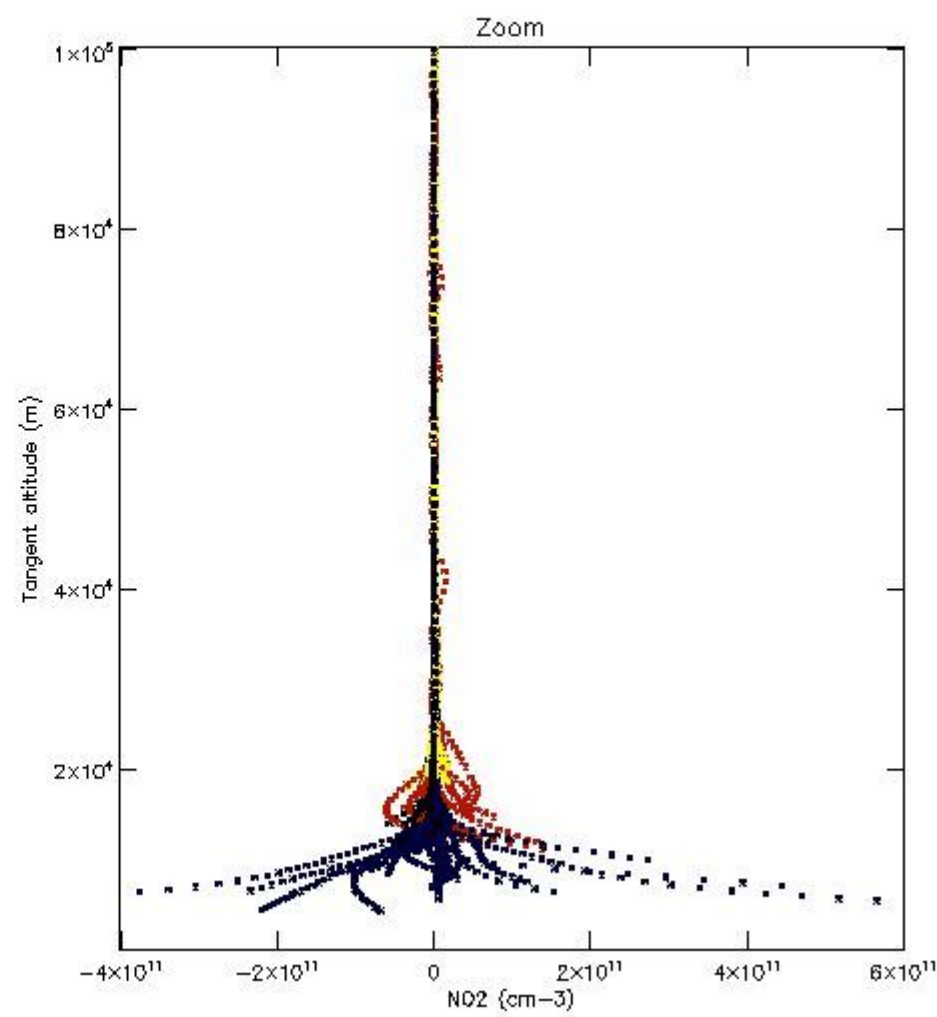
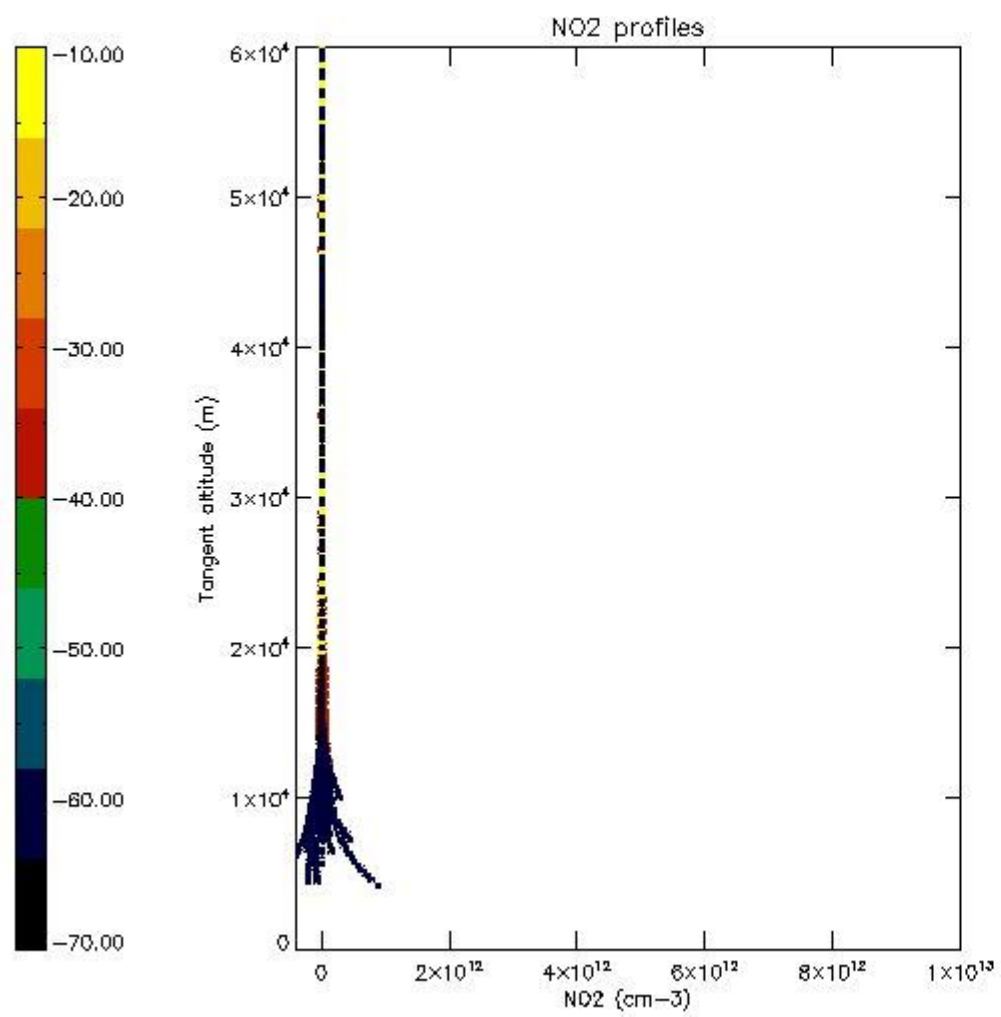
5.5 Plot ozone profiles where STD < 5% (dark without errors)

The colorbar represents the latitude.



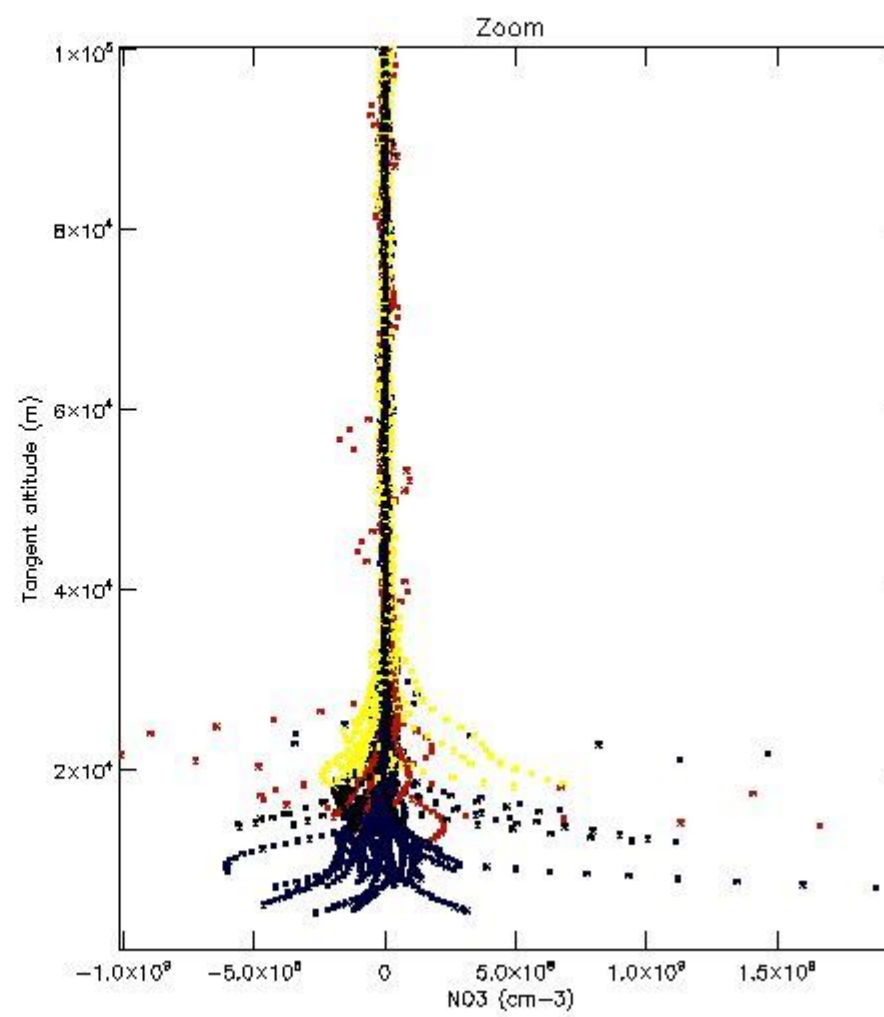
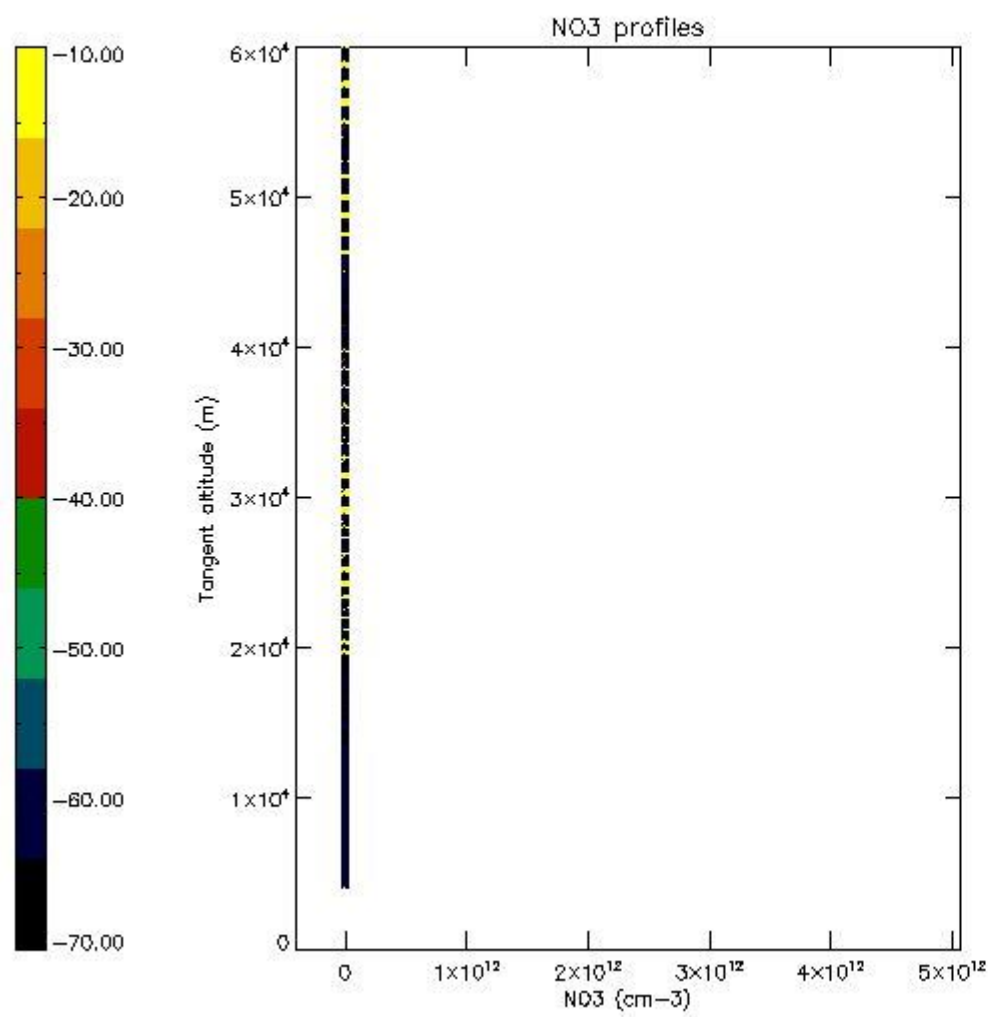
5.6 Plot NO₂ profiles for all STD (dark without errors)

The colorbar represents the latitude.



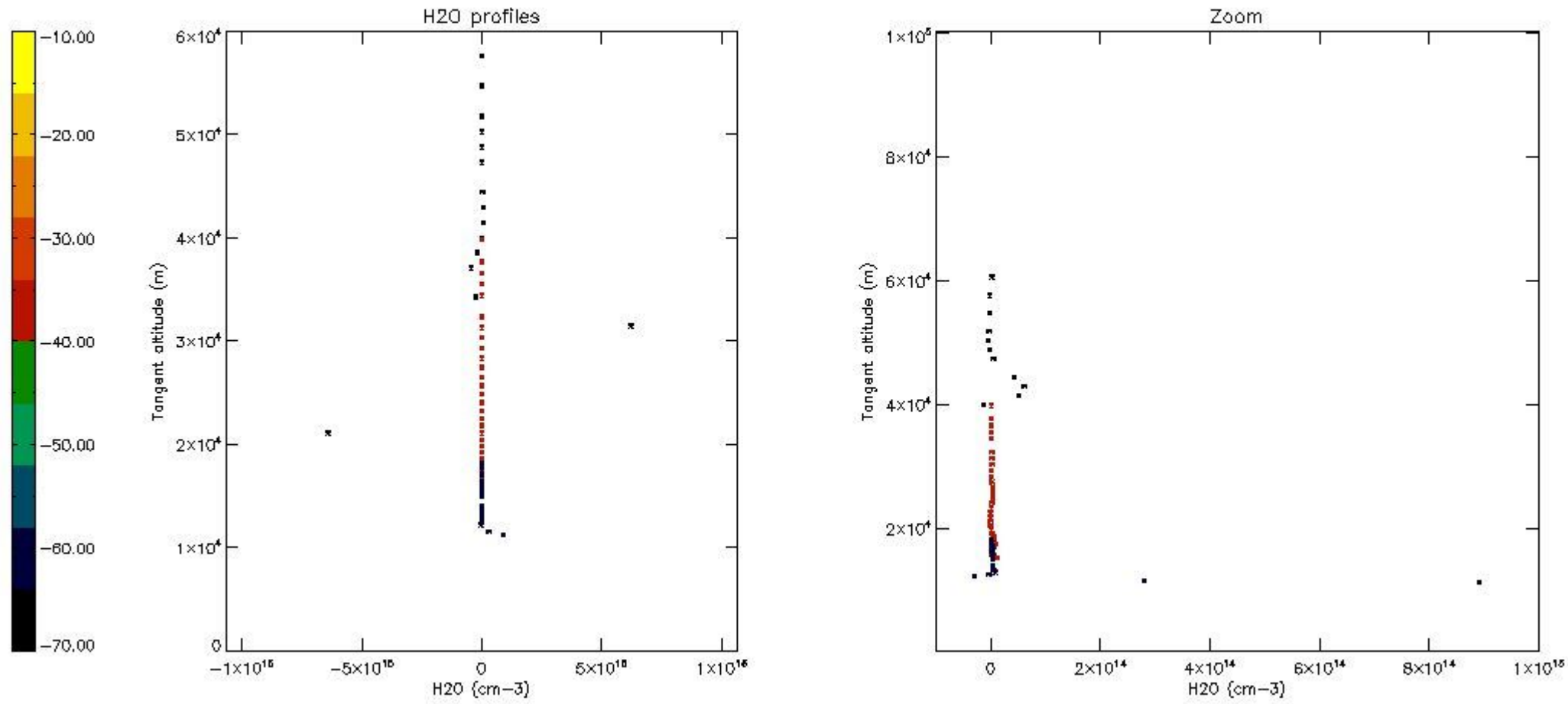
5.7 Plot NO3 profiles for all STD (dark without errors)

The colorbar represents the latitude.



5.8 Plot H₂O profiles for all STD (only for occultations of stars 1,2,3,4,13,14,16,26,63 dark without errors)

The colorbar represents the latitude.



6. Auxiliary Data Files used for the production reported in section 2

The number reported in the third column indicates since which file (see list in section 2) the corresponding auxiliary file has been used. The fourth column is the date of those product files.

Type	Auxiliary Filename	Used since product	Used since product date
INST_PHYS_CHARACTERISTICS	GOM_INS_AXVIEC20091111_143220_20030716_120000_20500101_000000	1	07-AUG-2009 00:02:26
LEVEL-2_PROC_CONFIG	GOM_PR2_AXVIEC20091111_152718_20020301_000000_20500101_000000	1	07-AUG-2009 00:02:26
CROSS_SECTIONS_FILE	GOM_CRS_AXVIEC20091111_154832_20020301_000000_20500101_000000	1	07-AUG-2009 00:02:26

GOMOS Level 2 Daily Report

SUMMARY

[1. General Info](#)

[2. Summary of processed GOM_NL_2P products](#)

[3. Level 2 Quality information per product](#)

[3.1 Plot of level 2 quality information per product \(time dependant\)](#)

[3.2 Plot of level 2 quality information per product \(world map\)](#)

[4. Level 1 Quality information per product \(stored on level 2 products\)](#)

[4.1 Plot of level 1 quality information per product \(time dependant\)](#)

[4.1.1 Plot of level 1 quality information per product \(time dependant\): ASCENDING](#)

[4.1.2 Plot of level 1 quality information per product \(time dependant\): DESCENDING](#)

[4.2 Plot of level 1 quality information per product \(world map\)](#)

[4.2.1 Plot of level 1 quality information per product \(world map\): ASCENDING](#)

[4.2.2 Plot of level 1 quality information per product \(world map\): DESCENDING](#)

[5. Ozone profiles based on quality statistics and other trace gas profiles](#)

[5.1 Ozone statistics based on quality of products](#)

[5.2 Plot ozone profiles for all STD \(dark without errors\)](#)

[5.3 Plot ozone profiles where STD < 20% \(dark without errors\)](#)

[5.4. Plot ozone profiles where STD < 10% \(dark without errors\)](#)

[5.5. Plot ozone profiles where STD < 5% \(dark without errors\)](#)

[5.6 Plot NO2 profiles for all STD \(dark without errors\)](#)

[5.7 Plot NO3 profiles for all STD \(dark without errors\)](#)

[5.8 Plot H2O profiles \(only for occultations of stars 1,2,3,4,13,14,16,26,63 dark without errors\) for all STD](#)

[6. Auxiliary Data Files used for the production reported in section 2](#)

This report presents the daily analysis on parameters extracted from GOMOS level 2 data (GOM_NL__2P). It is intended to monitor some important parameters that will impact the quality of these products. A list of level 2 products (and content) that have arrived during the reporting day to the PCF is also given.

Item	Value
Time of report generation	26APR2013 11:32:04
Data source version	GOMOS/6.01
Start time of products	07-08-2009 (07AUG2009 00:00:00)
Stop time of products	08-08-2009 (08AUG2009 00:00:00)
Store outputs in DB	Yes
Nb of level 2 prods	296
Nb of prods with errors	0

2. Summary of processed GOM_NL__2P products.

Nr	Filename	UTC Start time	Limb	Duration	Star Id	Star Name	Star Mag	Star Temp	Nb Meas	Orbit	Prod. error
1	GOM_NL__2PRFIN20090807_000226_000000492081_00245_38876_6349.N1	07-AUG-2009 00:02:26	Bright	49.000	74	11Bet Cas	2.2680	6600.0	98	38876	No
2	GOM_NL__2PRFIN20090807_000432_000000512081_00245_38876_6350.N1	07-AUG-2009 00:04:32	Bright	50.500	76	27Gam Cas	2.3000	30000.	101	38876	No
3	GOM_NL__2PRFIN20090807_001121_000000542081_00245_38876_6351.N1	07-AUG-2009 00:11:21	Bright	54.000	160	23Gam Per	2.9300	4700.0	108	38876	No
4	GOM_NL__2PRFIN20090807_001308_000000542081_00245_38876_6352.N1	07-AUG-2009 00:13:08	Bright	54.000	35	33Alp Per	1.7950	6250.0	108	38876	No
5	GOM_NL__2PRFIN20090807_001537_000000482081_00245_38876_6353.N1	07-AUG-2009 00:15:37	Bright	47.500	6	13Alp Aur	0.080000	3400.0	95	38876	No
6	GOM_NL__2PRFIN20090807_001727_000000502081_00245_38876_6354.N1	07-AUG-2009 00:17:27	Bright	50.000	149	45Eps Per	2.8880	30000.	100	38876	No
7	GOM_NL__2PRFIN20090807_002105_000000472081_00245_38876_6355.N1	07-AUG-2009 00:21:05	Bright	46.500	28	12Bet Tau	1.6500	15200.	93	38876	No
8	GOM_NL__2PRFIN20090807_002603_000000612081_00245_38876_6356.N1	07-AUG-2009 00:26:03	Dark	60.500	13	87Alp Tau	0.86700	3800.0	121	38876	No
9	GOM_NL__2PRFIN20090807_002758_000000442081_00245_38876_6357.N1	07-AUG-2009 00:27:58	Dark	44.000	27	24Gam Ori	1.6360	26000.	88	38876	No
10	GOM_NL__2PRFIN20090807_003152_000000442081_00245_38876_6358.N1	07-AUG-2009 00:31:52	Dark	44.000	128	67Bet Eri	2.7840	9700.0	88	38876	No
11	GOM_NL__2PRFIN20090807_003755_000000582081_00245_38876_6359.N1	07-AUG-2009 00:37:55	Dark	58.000	165	34Gam Eri	2.9500	3200.0	116	38876	No
12	GOM_NL__2PRFIN20090807_004715_000000512081_00246_38877_6355.N1	07-AUG-2009 00:47:15	Dark	51.000	157	The1Eri	2.9060	9300.0	102	38877	No
13	GOM_NL__2PRFIN20090807_005734_000000542081_00246_38877_6356.N1	07-AUG-2009 00:57:34	Straylight	54.000	84	Alp Phe	2.3970	4500.0	108	38877	No
14	GOM_NL__2PRFIN20090807_010111_000000572081_00246_38877_6357.N1	07-AUG-2009 01:01:11	Straylight	56.500	63	Bet Gru	2.1500	2800.0	113	38877	No
15	GOM_NL__2PRFIN20090807_010600_000000602081_00246_38877_6358.N1	07-AUG-2009 01:06:00	Tw_i_and_stray	59.500	18	24Alp PsA	1.1660	9700.0	119	38877	No
16	GOM_NL__2PRFIN20090807_011230_000000682081_00246_38877_6359.N1	07-AUG-2009 01:12:30	Bright	68.000	142	49Del Cap	2.8500	8900.0	136	38877	No
17	GOM_NL__2PRFIN20090807_011621_000000512081_00246_38877_6360.N1	07-AUG-2009 01:16:21	Bright	51.000	154	22Bet Aqr	2.8990	5700.0	102	38877	No
18	GOM_NL__2PRFIN20090807_012832_000000432081_00246_38877_6361.N1	07-AUG-2009 01:28:32	Bright	42.500	92	53Eps Cyg	2.5000	4500.0	85	38877	No
19	GOM_NL__2PRFIN20090807_012954_000000412081_00246_38877_6362.N1	07-AUG-2009 01:29:54	Bright	40.500	66	37Gam Cyg	2.2080	5900.0	81	38877	No
20	GOM_NL__2PRFIN20090807_013142_000000582081_00246_38877_6363.N1	07-AUG-2009 01:31:42	Bright	58.000	19	50Alp Cyg	1.2460	10500.	116	38877	No
21	GOM_NL__2PRFIN20090807_013709_000000362081_00246_38877_6364.N1	07-AUG-2009 01:37:09	Bright	36.000	89	5Alp Cep	2.4510	8000.0	72	38877	No
22	GOM_NL__2PRFIN20090807_014301_000000502081_00246_38877_6365.N1	07-AUG-2009 01:43:01	Bright	50.000	74	11Bet Cas	2.2680	6600.0	100	38877	No
23	GOM_NL__2PRFIN20090807_014508_000000672081_00246_38877_6366.N1	07-AUG-2009 01:45:08	Bright	67.000	76	27Gam Cas	2.3000	30000.	134	38877	No
24	GOM_NL__2PRFIN20090807_015156_000000492081_00246_38877_6367.N1	07-AUG-2009 01:51:56	Bright	49.000	160	23Gam Per	2.9300	4700.0	98	38877	No
25	GOM_NL__2PRFIN20090807_015344_000000542081_00246_38877_6368.N1	07-AUG-2009 01:53:44	Bright	54.000	35	33Alp Per	1.7950	6250.0	108	38877	No
26	GOM_NL__2PRFIN20090807_015612_000000442081_00246_38877_6369.N1	07-AUG-2009 01:56:12	Bright	43.500	6	13Alp Aur	0.080000	3400.0	87	38877	No
27	GOM_NL__2PRFIN20090807_015802_000000512081_00246_38877_6370.N1	07-AUG-2009 01:58:02	Bright	51.000	149	45Eps Per	2.8880	30000.	102	38877	No
28	GOM_NL__2PRFIN20090807_020141_000000462081_00246_38877_6371.N1	07-AUG-2009 02:01:41	Bright	46.000	28	12Bet Tau	1.6500	15200.	92	38877	No
29	GOM_NL__2PRFIN20090807_020639_000000652081_00246_38877_6372.N1	07-AUG-2009 02:06:39	Dark	64.500	13	87Alp Tau	0.86700	3800.0	129	38877	No
30	GOM_NL__2PRFIN20090807_020834_000000452081_00246_38877_6373.N1	07-AUG-2009 02:08:34	Dark	44.500	27	24Gam Ori	1.6360	26000.	89	38877	No
31	GOM_NL__2PRFIN20090807_021228_000000452081_00246_38877_6374.N1	07-AUG-2009 02:12:28	Dark	45.000	128	67Bet Eri	2.7840	9700.0	90	38877	No
32	GOM_NL__2PRFIN20090807_021832_000000602081_00246_38877_6375.N1	07-AUG-2009 02:18:32	Dark	59.500	165	34Gam Eri	2.9500	3200.0	119	38877	No
33	GOM_NL__2PRFIN20090807_022752_000000492081_00247_38878_6370.N1	07-AUG-2009 02:27:52	Dark	49.000	157	The1Eri	2.9060	9300.0	98	38878	No
34	GOM_NL__2PRFIN20090807_023810_000000602081_00247_38878_6371.N1	07-AUG-2009 02:38:10	Straylight	59.500	84	Alp Phe	2.3970	4500.0	119	38878	No
35	GOM_NL__2PRFIN20090807_024148_000000482081_00247_38878_6372.N1	07-AUG-2009 02:41:48	Straylight	48.000	63	Bet Gru	2.1500	2800.0	96	38878	No
36	GOM_NL__2PRFIN20090807_024636_000000582081_00247_38878_6373.N1	07-AUG-2009 02:46:36	Tw_i_and_stray	57.500	18	24Alp PsA	1.1660	9700.0	115	38878	No
37	GOM_NL__2PRFIN20090807_025306_000000482081_00247_38878_6374.N1	07-AUG-2009 02:53:06	Bright	48.000	142	49Del Cap	2.8500	8900.0	96	38878	No
38	GOM_NL__2PRFIN20090807_025657_000000482081_00247_38878_6375.N1	07-AUG-2009 02:56:57	Bright	47.500	154	22Bet Aqr	2.8990	5700.0	95	38878	No
39	GOM_NL__2PRFIN20090807_030258_000000282081_00247_38878_6376.N1	07-AUG-2009 03:02:58	Tw_i_and_stray	28.000	61	8Eps Peg	2.1000	3900.0	56	38878	No
40	GOM_NL__2PRFIN20090807_030908_000000412081_00247_38878_6377.N1	07-AUG-2009 03:09:08	Bright	40.500	92	53Eps Cyg	2.5000	4500.0	81	38878	No
41	GOM_NL__2PRFIN20090807_031030_000000372081_00247_38878_6378.N1	07-AUG-2009 03:10:30	Bright	36.500	66	37Gam Cyg	2.2080	5900.0	73	38878	No
42	GOM_NL__2PRFIN20090807_031218_000000412081_00247_38878_6379.N1	07-AUG-2009 03:12:18	Bright	40.500	19	50Alp Cyg	1.2460	10500.	81	38878	No

43	GOM_NL__2PRFIN20090807_031744_000000362081_00247_38878_6380.N1	07-AUG-2009 03:17:44	Bright	35.500	89	5Alp Cep	2.4510	8000.0	71	38878	No
44	GOM_NL__2PRFIN20090807_032336_000000732081_00247_38878_6381.N1	07-AUG-2009 03:23:36	Bright	73.000	74	11Bet Cas	2.2680	6600.0	146	38878	No
45	GOM_NL__2PRFIN20090807_032543_000000512081_00247_38878_6382.N1	07-AUG-2009 03:25:43	Bright	51.000	76	27Gam Cas	2.3000	30000.	102	38878	No
46	GOM_NL__2PRFIN20090807_033232_000000492081_00247_38878_6383.N1	07-AUG-2009 03:32:32	Bright	48.500	160	23Gam Per	2.9300	4700.0	97	38878	No
47	GOM_NL__2PRFIN20090807_033419_000000552081_00247_38878_6384.N1	07-AUG-2009 03:34:19	Bright	55.000	35	33Alp Per	1.7950	6250.0	110	38878	No
48	GOM_NL__2PRFIN20090807_033648_000000472081_00247_38878_6385.N1	07-AUG-2009 03:36:48	Bright	46.500	6	13Alp Aur	0.080000	3400.0	93	38878	No
49	GOM_NL__2PRFIN20090807_033838_000000542081_00247_38878_6386.N1	07-AUG-2009 03:38:38	Bright	54.000	149	45Eps Per	2.8880	30000.	108	38878	No
50	GOM_NL__2PRFIN20090807_034217_000000492081_00247_38878_6387.N1	07-AUG-2009 03:42:17	Bright	48.500	28	12Bet Tau	1.6500	15200.	97	38878	No
51	GOM_NL__2PRFIN20090807_034715_000000702081_00247_38878_6388.N1	07-AUG-2009 03:47:15	Dark	70.000	13	87Alp Tau	0.86700	3800.0	140	38878	No
52	GOM_NL__2PRFIN20090807_034911_000000412081_00247_38878_6389.N1	07-AUG-2009 03:49:11	Dark	41.000	27	24Gam Ori	1.6360	26000.	82	38878	No
53	GOM_NL__2PRFIN20090807_035305_000000472081_00247_38878_6390.N1	07-AUG-2009 03:53:05	Dark	46.500	128	67Bet Eri	2.7840	9700.0	93	38878	No
54	GOM_NL__2PRFIN20090807_035909_000000632081_00247_38878_6391.N1	07-AUG-2009 03:59:09	Dark	63.000	165	34Gam Eri	2.9500	3200.0	126	38878	No
55	GOM_NL__2PRFIN20090807_040829_000000502081_00248_38879_6384.N1	07-AUG-2009 04:08:29	Dark	49.500	157	The1Eri	2.9060	9300.0	99	38879	No
56	GOM_NL__2PRFIN20090807_055924_000000542081_00249_38880_6418.N1	07-AUG-2009 05:59:24	Straylight	53.500	84	Alp Phe	2.3970	4500.0	107	38880	No
57	GOM_NL__2PRFIN20090807_060301_000000472081_00249_38880_6419.N1	07-AUG-2009 06:03:01	Straylight	47.000	63	Bet Gru	2.1500	2800.0	94	38880	No
58	GOM_NL__2PRFIN20090807_060749_000000612081_00249_38880_6420.N1	07-AUG-2009 06:07:49	Tw_i_and_stray	61.000	18	24Alp PsA	1.1660	9700.0	122	38880	No
59	GOM_NL__2PRFIN20090807_061419_000000462081_00249_38880_6421.N1	07-AUG-2009 06:14:19	Bright	46.000	142	49Del Cap	2.8500	8900.0	92	38880	No
60	GOM_NL__2PRFIN20090807_061809_000000482081_00249_38880_6422.N1	07-AUG-2009 06:18:09	Bright	47.500	154	22Bet Aqr	2.8990	5700.0	95	38880	No
61	GOM_NL__2PRFIN20090807_062409_000000352081_00249_38880_6423.N1	07-AUG-2009 06:24:09	Tw_i_and_stray	35.000	61	8Eps Peg	2.1000	3900.0	70	38880	No
62	GOM_NL__2PRFIN20090807_063019_000000422081_00249_38880_6424.N1	07-AUG-2009 06:30:19	Bright	42.000	92	53Eps Cyg	2.5000	4500.0	84	38880	No
63	GOM_NL__2PRFIN20090807_063141_000000392081_00249_38880_6425.N1	07-AUG-2009 06:31:41	Bright	39.000	66	37Gam Cyg	2.2080	5900.0	78	38880	No
64	GOM_NL__2PRFIN20090807_063329_000000422081_00249_38880_6426.N1	07-AUG-2009 06:33:29	Bright	41.500	19	50Alp Cyg	1.2460	10500.	83	38880	No
65	GOM_NL__2PRFIN20090807_063856_000000392081_00249_38880_6427.N1	07-AUG-2009 06:38:56	Bright	39.000	89	5Alp Cep	2.4510	8000.0	78	38880	No
66	GOM_NL__2PRFIN20090807_064447_000000492081_00249_38880_6428.N1	07-AUG-2009 06:44:47	Bright	49.000	74	11Bet Cas	2.2680	6600.0	98	38880	No
67	GOM_NL__2PRFIN20090807_064653_000000502081_00249_38880_6429.N1	07-AUG-2009 06:46:53	Bright	50.000	76	27Gam Cas	2.3000	30000.	100	38880	No
68	GOM_NL__2PRFIN20090807_065343_000000532081_00249_38880_6430.N1	07-AUG-2009 06:53:43	Bright	53.000	160	23Gam Per	2.9300	4700.0	106	38880	No
69	GOM_NL__2PRFIN20090807_065530_000000472081_00249_38880_6431.N1	07-AUG-2009 06:55:30	Bright	46.500	35	33Alp Per	1.7950	6250.0	93	38880	No
70	GOM_NL__2PRFIN20090807_065800_000000522081_00249_38880_6432.N1	07-AUG-2009 06:58:00	Bright	52.000	6	13Alp Aur	0.080000	3400.0	104	38880	No
71	GOM_NL__2PRFIN20090807_065950_000000512081_00249_38880_6433.N1	07-AUG-2009 06:59:50	Bright	51.000	149	45Eps Per	2.8880	30000.	102	38880	No
72	GOM_NL__2PRFIN20090807_070330_000000472081_00249_38880_6434.N1	07-AUG-2009 07:03:30	Bright	47.000	28	12Bet Tau	1.6500	15200.	94	38880	No
73	GOM_NL__2PRFIN20090807_070829_000000652081_00249_38880_6435.N1	07-AUG-2009 07:08:29	Dark	64.500	13	87Alp Tau	0.86700	3800.0	129	38880	No
74	GOM_NL__2PRFIN20090807_071024_000000482081_00249_38880_6436.N1	07-AUG-2009 07:10:24	Dark	48.000	27	24Gam Ori	1.6360	26000.	96	38880	No
75	GOM_NL__2PRFIN20090807_071458_000000552081_00249_38880_6437.N1	07-AUG-2009 07:14:58	Dark	54.500	7	19Bet Ori	0.10000	14000.	109	38880	No
76	GOM_NL__2PRFIN20090807_072023_000000622081_00249_38880_6438.N1	07-AUG-2009 07:20:23	Dark	61.500	165	34Gam Eri	2.9500	3200.0	123	38880	No
77	GOM_NL__2PRFIN20090807_074001_000000542081_00250_38881_6432.N1	07-AUG-2009 07:40:01	Straylight	53.500	84	Alp Phe	2.3970	4500.0	107	38881	No
78	GOM_NL__2PRFIN20090807_074338_000000602081_00250_38881_6433.N1	07-AUG-2009 07:43:38	Straylight	60.000	63	Bet Gru	2.1500	2800.0	120	38881	No
79	GOM_NL__2PRFIN20090807_074826_000000612081_00250_38881_6434.N1	07-AUG-2009 07:48:26	Tw_i_and_stray	60.500	18	24Alp PsA	1.1660	9700.0	121	38881	No
80	GOM_NL__2PRFIN20090807_075455_000000482081_00250_38881_6435.N1	07-AUG-2009 07:54:55	Bright	47.500	142	49Del Cap	2.8500	8900.0	95	38881	No
81	GOM_NL__2PRFIN20090807_075845_000000472081_00250_38881_6436.N1	07-AUG-2009 07:58:45	Bright	47.000	154	22Bet Aqr	2.8990	5700.0	94	38881	No
82	GOM_NL__2PRFIN20090807_080445_000000352081_00250_38881_6437.N1	07-AUG-2009 08:04:45	Tw_i_and_stray	35.000	61	8Eps Peg	2.1000	3900.0	70	38881	No
83	GOM_NL__2PRFIN20090807_081055_000000602081_00250_38881_6438.N1	07-AUG-2009 08:10:55	Bright	60.000	92	53Eps Cyg	2.5000	4500.0	120	38881	No
84	GOM_NL__2PRFIN20090807_081217_000000392081_00250_38881_6439.N1	07-AUG-2009 08:12:17	Bright	39.000	66	37Gam Cyg	2.2080	5900.0	78	38881	No
85	GOM_NL__2PRFIN20090807_081405_000000412081_00250_38881_6440.N1	07-AUG-2009 08:14:05	Bright	41.000	19	50Alp Cyg	1.2460	10500.	82	38881	No
86	GOM_NL__2PRFIN20090807_081931_000000382081_00250_38881_6441.N1	07-AUG-2009 08:19:31	Bright	38.000	89	5Alp Cep	2.4510	8000.0	76	38881	No
87	GOM_NL__2PRFIN20090807_082522_000000502081_00250_38881_6442.N1	07-AUG-2009 08:25:22	Bright	50.000	74	11Bet Cas	2.2680	6600.0	100	38881	No
88	GOM_NL__2PRFIN20090807_082728_000000482081_00250_38881_6443.N1	07-AUG-2009 08:27:28	Bright	47.500	76	27Gam Cas	2.3000	30000.	95	38881	No
89	GOM_NL__2PRFIN20090807_083418_000000732081_00250_38881_6444.N1	07-AUG-2009 08:34:18	Bright	73.000	160	23Gam Per	2.9300	4700.0	146	38881	No
90	GOM_NL__2PRFIN20090807_083606_000000732081_00250_38881_6445.N1	07-AUG-2009 08:36:06	Bright	73.000	35	33Alp Per	1.7950	6250.0	146	38881	No
91	GOM_NL__2PRFIN20090807_083836_000000482081_00250_38881_6446.N1	07-AUG-2009 08:38:36	Bright	47.500	6	13Alp Aur	0.080000	3400.0	95	38881	No
92	GOM_NL__2PRFIN20090807_084026_000000532081_00250_38881_6447.N1	07-AUG-2009 08:40:26	Bright	52.500	149	45Eps Per	2.8880	30000.	105	38881	No
93	GOM_NL__2PRFIN20090807_084406_000000472081_00250_38881_6448.N1	07-AUG-2009 08:44:06	Bright	47.000	28	12Bet Tau	1.6500	15200.	94	38881	No
94	GOM_NL__2PRFIN20090807_084905_000000642081_00250_38881_6449.N1	07-AUG-2009 08:49:05	Dark	64.000	13	87Alp Tau	0.86700	3800.0	128	38881	No
95	GOM_NL__2PRFIN20090807_085100_000000462081_00250_38881_6450.N1	07-AUG-2009 08:51:00	Dark	46.000	27	24Gam Ori	1.6360	26000.	92	38881	No
96	GOM_NL__2PRFIN20090807_085534_000000522081_00250_38881_6451.N1	07-AUG-2009 08:55:34	Dark	51.500	7	19Bet Ori	0.10000	14000.	103	38881	No
97	GOM_NL__2PRFIN20090807_090100_000000632081_00250_38881_6452.N1	07-AUG-2009 09:01:00	Dark	62.500	165	34Gam Eri	2.9500	3200.0	125	38881	No
98	GOM_NL__2PRFIN20090807_091020_000000472081_00251_38882_6446.N1	07-AUG-2009 09:10:20	Dark	47.000	157	The1Eri	2.9060	9300.0	94	38882	No
99	GOM_NL__2PRFIN20090807_092038_000000562081_00251_38882_6447.N1	07-AUG-2009 09:20:38	Straylight	55.500	84	Alp Phe	2.3970	4500.0	111	38882	No
100	GOM_NL__2PRFIN20090807_092414_000000582081_00251_38882_6448.N1	07-AUG-2009 09:24:14	Straylight	57.500	63	Bet Gru	2.1500	2800.0	115	38882	No
101	GOM_NL__2PRFIN20090807_092902_000000612081_00251_38882_6449.N1	07-AUG-2009 09:29:02	Tw_i_and_stray	61.000	18	24Alp PsA	1.1660	9700.0	122	38882	No

102	GOM_NL__2PRFIN20090807_093531_000000452081_00251_38882_6450.N1	07-AUG-2009 09:35:31	Bright	45.000	142	49Del Cap	2.8500	8900.0	90	38882	No
103	GOM_NL__2PRFIN20090807_093921_000000482081_00251_38882_6451.N1	07-AUG-2009 09:39:21	Bright	47.500	154	22Bet Aqr	2.8990	5700.0	95	38882	No
104	GOM_NL__2PRFIN20090807_094520_000000422081_00251_38882_6452.N1	07-AUG-2009 09:45:20	Bright	42.000	61	8Eps Peg	2.1000	3900.0	84	38882	No
105	GOM_NL__2PRFIN20090807_095130_000000602081_00251_38882_6453.N1	07-AUG-2009 09:51:30	Bright	60.000	92	53Eps Cyg	2.5000	4500.0	120	38882	No
106	GOM_NL__2PRFIN20090807_095253_000000402081_00251_38882_6454.N1	07-AUG-2009 09:52:53	Bright	40.000	66	37Gam Cyg	2.2080	5900.0	80	38882	No
107	GOM_NL__2PRFIN20090807_095441_000000412081_00251_38882_6455.N1	07-AUG-2009 09:54:41	Bright	40.500	19	50Alp Cyg	1.2460	10500.	81	38882	No
108	GOM_NL__2PRFIN20090807_100007_000000392081_00251_38882_6456.N1	07-AUG-2009 10:00:07	Bright	38.500	89	5Alp Cep	2.4510	8000.0	77	38882	No
109	GOM_NL__2PRFIN20090807_100557_000000492081_00251_38882_6457.N1	07-AUG-2009 10:05:57	Bright	48.500	74	11Bet Cas	2.2680	6600.0	97	38882	No
110	GOM_NL__2PRFIN20090807_100804_000000722081_00251_38882_6458.N1	07-AUG-2009 10:08:04	Bright	72.000	76	27Gam Cas	2.3000	30000.	144	38882	No
111	GOM_NL__2PRFIN20090807_101454_000000532081_00251_38882_6459.N1	07-AUG-2009 10:14:54	Bright	53.000	160	23Gam Per	2.9300	4700.0	106	38882	No
112	GOM_NL__2PRFIN20090807_101642_000000532081_00251_38882_6460.N1	07-AUG-2009 10:16:42	Bright	53.000	35	33Alp Per	1.7950	6250.0	106	38882	No
113	GOM_NL__2PRFIN20090807_101912_000000472081_00251_38882_6461.N1	07-AUG-2009 10:19:12	Bright	46.500	6	13Alp Aur	0.080000	3400.0	93	38882	No
114	GOM_NL__2PRFIN20090807_102102_000000562081_00251_38882_6462.N1	07-AUG-2009 10:21:02	Bright	55.500	149	45Eps Per	2.8880	30000.	111	38882	No
115	GOM_NL__2PRFIN20090807_102442_000000472081_00251_38882_6463.N1	07-AUG-2009 10:24:42	Bright	47.000	28	12Bet Tau	1.6500	15200.	94	38882	No
116	GOM_NL__2PRFIN20090807_102941_000000702081_00251_38882_6464.N1	07-AUG-2009 10:29:41	Dark	70.000	13	87Alp Tau	0.86700	3800.0	140	38882	No
117	GOM_NL__2PRFIN20090807_103136_000000482081_00251_38882_6465.N1	07-AUG-2009 10:31:36	Dark	47.500	27	24Gam Ori	1.6360	26000.	95	38882	No
118	GOM_NL__2PRFIN20090807_103611_000000522081_00251_38882_6466.N1	07-AUG-2009 10:36:11	Dark	52.000	7	19Bet Ori	0.10000	14000.	104	38882	No
119	GOM_NL__2PRFIN20090807_104138_000000642081_00251_38882_6467.N1	07-AUG-2009 10:41:38	Dark	63.500	165	34Gam Eri	2.9500	3200.0	127	38882	No
120	GOM_NL__2PRFIN20090807_105057_000000492081_00252_38883_6460.N1	07-AUG-2009 10:50:57	Dark	48.500	157	The1Eri	2.9060	9300.0	97	38883	No
121	GOM_NL__2PRFIN20090807_110115_000000632081_00252_38883_6461.N1	07-AUG-2009 11:01:15	Straylight	62.500	84	Alp Phe	2.3970	4500.0	125	38883	No
122	GOM_NL__2PRFIN20090807_110451_000000492081_00252_38883_6462.N1	07-AUG-2009 11:04:51	Straylight	48.500	63	Bet Gru	2.1500	2800.0	97	38883	No
123	GOM_NL__2PRFIN20090807_110939_000000562081_00252_38883_6463.N1	07-AUG-2009 11:09:39	Tw_i_and_stray	56.000	18	24Alp PsA	1.1660	9700.0	112	38883	No
124	GOM_NL__2PRFIN20090807_111607_000000452081_00252_38883_6464.N1	07-AUG-2009 11:16:07	Bright	44.500	142	49Del Cap	2.8500	8900.0	89	38883	No
125	GOM_NL__2PRFIN20090807_111956_000000462081_00252_38883_6465.N1	07-AUG-2009 11:19:56	Bright	46.000	154	22Bet Aqr	2.8990	5700.0	92	38883	No
126	GOM_NL__2PRFIN20090807_112555_000000422081_00252_38883_6466.N1	07-AUG-2009 11:25:55	Bright	42.000	61	8Eps Peg	2.1000	3900.0	84	38883	No
127	GOM_NL__2PRFIN20090807_113206_000000602081_00252_38883_6467.N1	07-AUG-2009 11:32:06	Bright	60.000	92	53Eps Cyg	2.5000	4500.0	120	38883	No
128	GOM_NL__2PRFIN20090807_113329_000000382081_00252_38883_6468.N1	07-AUG-2009 11:33:29	Bright	38.000	66	37Gam Cyg	2.2080	5900.0	76	38883	No
129	GOM_NL__2PRFIN20090807_113516_000000402081_00252_38883_6469.N1	07-AUG-2009 11:35:16	Bright	40.000	19	50Alp Cyg	1.2460	10500.	80	38883	No
130	GOM_NL__2PRFIN20090807_114042_000000402081_00252_38883_6470.N1	07-AUG-2009 11:40:42	Bright	40.000	89	5Alp Cep	2.4510	8000.0	80	38883	No
131	GOM_NL__2PRFIN20090807_114632_000000512081_00252_38883_6471.N1	07-AUG-2009 11:46:32	Bright	51.000	74	11Bet Cas	2.2680	6600.0	102	38883	No
132	GOM_NL__2PRFIN20090807_114839_000000722081_00252_38883_6472.N1	07-AUG-2009 11:48:39	Bright	72.000	76	27Gam Cas	2.3000	30000.	144	38883	No
133	GOM_NL__2PRFIN20090807_115529_000000732081_00252_38883_6473.N1	07-AUG-2009 11:55:29	Bright	73.000	160	23Gam Per	2.9300	4700.0	146	38883	No
134	GOM_NL__2PRFIN20090807_115717_000000552081_00252_38883_6474.N1	07-AUG-2009 11:57:17	Bright	55.000	35	33Alp Per	1.7950	6250.0	110	38883	No
135	GOM_NL__2PRFIN20090807_115948_000000462081_00252_38883_6475.N1	07-AUG-2009 11:59:48	Bright	46.000	6	13Alp Aur	0.080000	3400.0	92	38883	No
136	GOM_NL__2PRFIN20090807_120138_000000532081_00252_38883_6476.N1	07-AUG-2009 12:01:38	Bright	53.000	149	45Eps Per	2.8880	30000.	106	38883	No
137	GOM_NL__2PRFIN20090807_120518_000000492081_00252_38883_6477.N1	07-AUG-2009 12:05:18	Bright	48.500	28	12Bet Tau	1.6500	15200.	97	38883	No
138	GOM_NL__2PRFIN20090807_121018_000000702081_00252_38883_6478.N1	07-AUG-2009 12:10:18	Dark	70.000	13	87Alp Tau	0.86700	3800.0	140	38883	No
139	GOM_NL__2PRFIN20090807_121213_000000462081_00252_38883_6479.N1	07-AUG-2009 12:12:13	Dark	45.500	27	24Gam Ori	1.6360	26000.	91	38883	No
140	GOM_NL__2PRFIN20090807_121647_000000552081_00252_38883_6480.N1	07-AUG-2009 12:16:47	Dark	55.000	7	19Bet Ori	0.10000	14000.	110	38883	No
141	GOM_NL__2PRFIN20090807_122215_000000592081_00252_38883_6481.N1	07-AUG-2009 12:22:15	Dark	58.500	165	34Gam Eri	2.9500	3200.0	117	38883	No
142	GOM_NL__2PRFIN20090807_123134_000000472081_00253_38884_6474.N1	07-AUG-2009 12:31:34	Dark	47.000	157	The1Eri	2.9060	9300.0	94	38884	No
143	GOM_NL__2PRFIN20090807_124152_000000582081_00253_38884_6475.N1	07-AUG-2009 12:41:52	Straylight	57.500	84	Alp Phe	2.3970	4500.0	115	38884	No
144	GOM_NL__2PRFIN20090807_124527_000000492081_00253_38884_6476.N1	07-AUG-2009 12:45:27	Straylight	49.000	63	Bet Gru	2.1500	2800.0	98	38884	No
145	GOM_NL__2PRFIN20090807_125015_000000622081_00253_38884_6477.N1	07-AUG-2009 12:50:15	Tw_i_and_stray	61.500	18	24Alp PsA	1.1660	9700.0	123	38884	No
146	GOM_NL__2PRFIN20090807_125642_000000672081_00253_38884_6478.N1	07-AUG-2009 12:56:42	Bright	67.000	142	49Del Cap	2.8500	8900.0	134	38884	No
147	GOM_NL__2PRFIN20090807_130032_000000452081_00253_38884_6479.N1	07-AUG-2009 13:00:32	Bright	45.000	154	22Bet Aqr	2.8990	5700.0	90	38884	No
148	GOM_NL__2PRFIN20090807_130631_000000492081_00253_38884_6480.N1	07-AUG-2009 13:06:31	Bright	49.000	61	8Eps Peg	2.1000	3900.0	98	38884	No
149	GOM_NL__2PRFIN20090807_131241_000000412081_00253_38884_6481.N1	07-AUG-2009 13:12:41	Bright	41.000	92	53Eps Cyg	2.5000	4500.0	82	38884	No
150	GOM_NL__2PRFIN20090807_131404_000000392081_00253_38884_6482.N1	07-AUG-2009 13:14:04	Bright	39.000	66	37Gam Cyg	2.2080	5900.0	78	38884	No
151	GOM_NL__2PRFIN20090807_131552_000000412081_00253_38884_6483.N1	07-AUG-2009 13:15:52	Bright	41.000	19	50Alp Cyg	1.2460	10500.	82	38884	No
152	GOM_NL__2PRFIN20090807_132118_000000402081_00253_38884_6484.N1	07-AUG-2009 13:21:18	Bright	39.500	89	5Alp Cep	2.4510	8000.0	79	38884	No
153	GOM_NL__2PRFIN20090807_132707_000000492081_00253_38884_6485.N1	07-AUG-2009 13:27:07	Bright	48.500	74	11Bet Cas	2.2680	6600.0	97	38884	No
154	GOM_NL__2PRFIN20090807_132914_000000482081_00253_38884_6486.N1	07-AUG-2009 13:29:14	Bright	47.500	76	27Gam Cas	2.3000	30000.	95	38884	No
155	GOM_NL__2PRFIN20090807_133605_000000732081_00253_38884_6487.N1	07-AUG-2009 13:36:05	Bright	73.000	160	23Gam Per	2.9300	4700.0	146	38884	No
156	GOM_NL__2PRFIN20090807_133753_000000532081_00253_38884_6488.N1	07-AUG-2009 13:37:53	Bright	53.000	35	33Alp Per	1.7950	6250.0	106	38884	No
157	GOM_NL__2PRFIN20090807_134024_000000462081_00253_38884_6489.N1	07-AUG-2009 13:40:24	Bright	45.500	6	13Alp Aur	0.080000	3400.0	91	38884	No
158	GOM_NL__2PRFIN20090807_134213_000000512081_00253_38884_6490.N1	07-AUG-2009 13:42:13	Bright	51.000	149	45Eps Per	2.8880	30000.	102	38884	No
159	GOM_NL__2PRFIN20090807_134554_000000482081_00253_38884_6491.N1	07-AUG-2009 13:45:54	Bright	48.000	28	12Bet Tau	1.6500	15200.	96	38884	No
160	GOM_NL__2PRFIN20090807_135054_000000712081_00253_38884_6492.N1	07-AUG-2009 13:50:54	Dark	71.000	13	87Alp Tau	0.86700	3800.0	142	38884	No

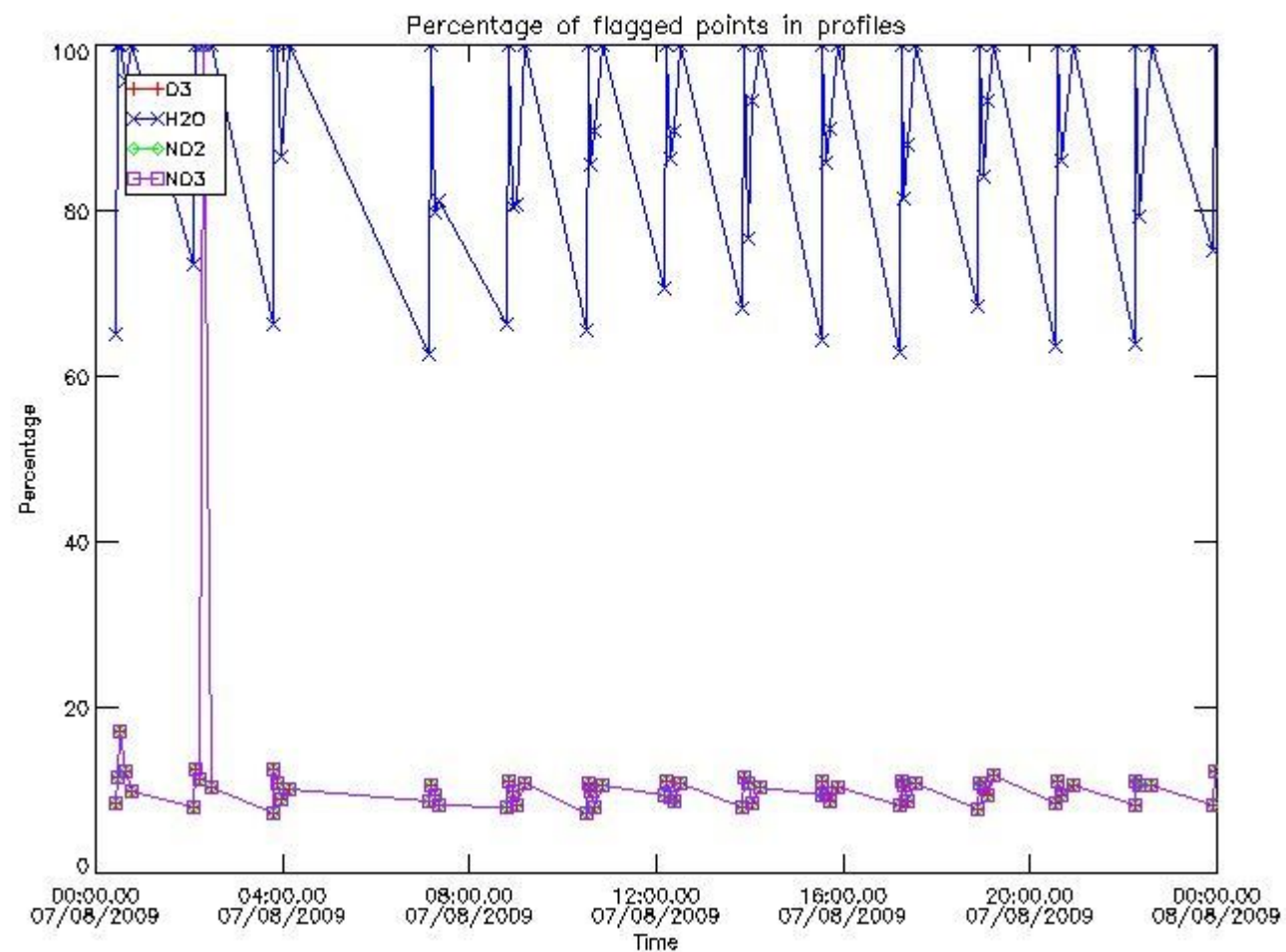
161	GOM_NL__2PRFIN20090807_135249_000000452081_00253_38884_6493.N1	07-AUG-2009 13:52:49	Dark	44.500	27	24Gam Ori	1.6360	26000.	89	38884	No
162	GOM_NL__2PRFIN20090807_135724_000000482081_00253_38884_6494.N1	07-AUG-2009 13:57:24	Dark	47.500	7	19Bet Ori	0.10000	14000.	95	38884	No
163	GOM_NL__2PRFIN20090807_140252_000000612081_00253_38884_6495.N1	07-AUG-2009 14:02:52	Dark	60.500	165	34Gam Eri	2.9500	3200.0	121	38884	No
164	GOM_NL__2PRFIN20090807_141211_000000492081_00254_38885_6485.N1	07-AUG-2009 14:12:11	Dark	49.000	157	The1Eri	2.9060	9300.0	98	38885	No
165	GOM_NL__2PRFIN20090807_142229_000000602081_00254_38885_6486.N1	07-AUG-2009 14:22:29	Straylight	59.500	84	Alp Phe	2.3970	4500.0	119	38885	No
166	GOM_NL__2PRFIN20090807_142604_000000492081_00254_38885_6487.N1	07-AUG-2009 14:26:04	Straylight	48.500	63	Bet Gru	2.1500	2800.0	97	38885	No
167	GOM_NL__2PRFIN20090807_143052_000000592081_00254_38885_6488.N1	07-AUG-2009 14:30:52	Tw_i_and_stray	59.000	18	24Alp PsA	1.1660	9700.0	118	38885	No
168	GOM_NL__2PRFIN20090807_143719_000000482081_00254_38885_6489.N1	07-AUG-2009 14:37:19	Bright	47.500	142	49Del Cap	2.8500	8900.0	95	38885	No
169	GOM_NL__2PRFIN20090807_144108_000000452081_00254_38885_6490.N1	07-AUG-2009 14:41:08	Bright	44.500	154	22Bet Aqr	2.8990	5700.0	89	38885	No
170	GOM_NL__2PRFIN20090807_144706_000000492081_00254_38885_6491.N1	07-AUG-2009 14:47:06	Bright	49.000	61	8Eps Peg	2.1000	3900.0	98	38885	No
171	GOM_NL__2PRFIN20090807_145317_000000402081_00254_38885_6492.N1	07-AUG-2009 14:53:17	Bright	39.500	92	53Eps Cyg	2.5000	4500.0	79	38885	No
172	GOM_NL__2PRFIN20090807_145440_000000562081_00254_38885_6493.N1	07-AUG-2009 14:54:40	Bright	56.000	66	37Gam Cyg	2.2080	5900.0	112	38885	No
173	GOM_NL__2PRFIN20090807_145627_000000392081_00254_38885_6494.N1	07-AUG-2009 14:56:27	Bright	38.500	19	50Alp Cyg	1.2460	10500.	77	38885	No
174	GOM_NL__2PRFIN20090807_150154_000000412081_00254_38885_6495.N1	07-AUG-2009 15:01:54	Bright	40.500	89	5Alp Cep	2.4510	8000.0	81	38885	No
175	GOM_NL__2PRFIN20090807_150742_000000502081_00254_38885_6496.N1	07-AUG-2009 15:07:42	Bright	50.000	74	11Bet Cas	2.2680	6600.0	100	38885	No
176	GOM_NL__2PRFIN20090807_150949_000000492081_00254_38885_6497.N1	07-AUG-2009 15:09:49	Bright	48.500	76	27Gam Cas	2.3000	30000.	97	38885	No
177	GOM_NL__2PRFIN20090807_151640_000000492081_00254_38885_6498.N1	07-AUG-2009 15:16:40	Bright	49.000	160	23Gam Per	2.9300	4700.0	98	38885	No
178	GOM_NL__2PRFIN20090807_151828_000000542081_00254_38885_6499.N1	07-AUG-2009 15:18:28	Bright	54.000	35	33Alp Per	1.7950	6250.0	108	38885	No
179	GOM_NL__2PRFIN20090807_152100_000000462081_00254_38885_6500.N1	07-AUG-2009 15:21:00	Bright	45.500	6	13Alp Aur	0.080000	3400.0	91	38885	No
180	GOM_NL__2PRFIN20090807_152249_000000532081_00254_38885_6501.N1	07-AUG-2009 15:22:49	Bright	53.000	149	45Eps Per	2.8880	30000.	106	38885	No
181	GOM_NL__2PRFIN20090807_152630_000000482081_00254_38885_6502.N1	07-AUG-2009 15:26:30	Bright	48.000	28	12Bet Tau	1.6500	15200.	96	38885	No
182	GOM_NL__2PRFIN20090807_153131_000000602081_00254_38885_6503.N1	07-AUG-2009 15:31:31	Dark	59.500	13	87Alp Tau	0.86700	3800.0	119	38885	No
183	GOM_NL__2PRFIN20090807_153325_000000462081_00254_38885_6504.N1	07-AUG-2009 15:33:25	Dark	45.500	27	24Gam Ori	1.6360	26000.	91	38885	No
184	GOM_NL__2PRFIN20090807_153800_000000542081_00254_38885_6505.N1	07-AUG-2009 15:38:00	Dark	53.500	7	19Bet Ori	0.10000	14000.	107	38885	No
185	GOM_NL__2PRFIN20090807_154329_000000602081_00254_38885_6506.N1	07-AUG-2009 15:43:29	Dark	59.500	165	34Gam Eri	2.9500	3200.0	119	38885	No
186	GOM_NL__2PRFIN20090807_155248_000000492081_00255_38886_6502.N1	07-AUG-2009 15:52:48	Dark	49.000	157	The1Eri	2.9060	9300.0	98	38886	No
187	GOM_NL__2PRFIN20090807_160306_000000532081_00255_38886_6503.N1	07-AUG-2009 16:03:06	Straylight	53.000	84	Alp Phe	2.3970	4500.0	106	38886	No
188	GOM_NL__2PRFIN20090807_160640_000000482081_00255_38886_6504.N1	07-AUG-2009 16:06:40	Straylight	47.500	63	Bet Gru	2.1500	2800.0	95	38886	No
189	GOM_NL__2PRFIN20090807_161128_000000612081_00255_38886_6505.N1	07-AUG-2009 16:11:28	Tw_i_and_stray	60.500	18	24Alp PsA	1.1660	9700.0	121	38886	No
190	GOM_NL__2PRFIN20090807_161755_000000482081_00255_38886_6506.N1	07-AUG-2009 16:17:55	Bright	47.500	142	49Del Cap	2.8500	8900.0	95	38886	No
191	GOM_NL__2PRFIN20090807_162144_000000452081_00255_38886_6507.N1	07-AUG-2009 16:21:44	Bright	44.500	154	22Bet Aqr	2.8990	5700.0	89	38886	No
192	GOM_NL__2PRFIN20090807_162741_000000532081_00255_38886_6508.N1	07-AUG-2009 16:27:41	Bright	53.000	61	8Eps Peg	2.1000	3900.0	106	38886	No
193	GOM_NL__2PRFIN20090807_163352_000000392081_00255_38886_6509.N1	07-AUG-2009 16:33:52	Bright	39.000	92	53Eps Cyg	2.5000	4500.0	78	38886	No
194	GOM_NL__2PRFIN20090807_163516_000000562081_00255_38886_6510.N1	07-AUG-2009 16:35:16	Bright	56.000	66	37Gam Cyg	2.2080	5900.0	112	38886	No
195	GOM_NL__2PRFIN20090807_163703_000000582081_00255_38886_6511.N1	07-AUG-2009 16:37:03	Bright	57.500	19	50Alp Cyg	1.2460	10500.	115	38886	No
196	GOM_NL__2PRFIN20090807_164229_000000402081_00255_38886_6512.N1	07-AUG-2009 16:42:29	Bright	40.000	89	5Alp Cep	2.4510	8000.0	80	38886	No
197	GOM_NL__2PRFIN20090807_164817_000000502081_00255_38886_6513.N1	07-AUG-2009 16:48:17	Bright	49.500	74	11Bet Cas	2.2680	6600.0	99	38886	No
198	GOM_NL__2PRFIN20090807_165024_000000522081_00255_38886_6514.N1	07-AUG-2009 16:50:24	Bright	51.500	76	27Gam Cas	2.3000	30000.	103	38886	No
199	GOM_NL__2PRFIN20090807_165716_000000492081_00255_38886_6515.N1	07-AUG-2009 16:57:16	Bright	49.000	160	23Gam Per	2.9300	4700.0	98	38886	No
200	GOM_NL__2PRFIN20090807_165904_000000552081_00255_38886_6516.N1	07-AUG-2009 16:59:04	Bright	54.500	35	33Alp Per	1.7950	6250.0	109	38886	No
201	GOM_NL__2PRFIN20090807_170136_000000462081_00255_38886_6517.N1	07-AUG-2009 17:01:36	Bright	46.000	6	13Alp Aur	0.080000	3400.0	92	38886	No
202	GOM_NL__2PRFIN20090807_170325_000000532081_00255_38886_6518.N1	07-AUG-2009 17:03:25	Bright	53.000	149	45Eps Per	2.8880	30000.	106	38886	No
203	GOM_NL__2PRFIN20090807_170706_000000482081_00255_38886_6519.N1	07-AUG-2009 17:07:06	Bright	48.000	28	12Bet Tau	1.6500	15200.	96	38886	No
204	GOM_NL__2PRFIN20090807_170917_000000442081_00255_38886_6520.N1	07-AUG-2009 17:09:17	Tw_i_and_stray	44.000	176	23Zet Tau	3.0200	22000.	88	38886	No
205	GOM_NL__2PRFIN20090807_171207_000000632081_00255_38886_6521.N1	07-AUG-2009 17:12:07	Dark	62.500	13	87Alp Tau	0.86700	3800.0	125	38886	No
206	GOM_NL__2PRFIN20090807_171402_000000462081_00255_38886_6522.N1	07-AUG-2009 17:14:02	Dark	45.500	27	24Gam Ori	1.6360	26000.	91	38886	No
207	GOM_NL__2PRFIN20090807_171837_000000572081_00255_38886_6523.N1	07-AUG-2009 17:18:37	Dark	57.000	7	19Bet Ori	0.10000	14000.	114	38886	No
208	GOM_NL__2PRFIN20090807_172406_000000582081_00255_38886_6524.N1	07-AUG-2009 17:24:06	Dark	58.000	165	34Gam Eri	2.9500	3200.0	116	38886	No
209	GOM_NL__2PRFIN20090807_173325_000000482081_00256_38887_6520.N1	07-AUG-2009 17:33:25	Dark	47.500	157	The1Eri	2.9060	9300.0	95	38887	No
210	GOM_NL__2PRFIN20090807_174343_000000552081_00256_38887_6521.N1	07-AUG-2009 17:43:43	Straylight	54.500	84	Alp Phe	2.3970	4500.0	109	38887	No
211	GOM_NL__2PRFIN20090807_174717_000000542081_00256_38887_6522.N1	07-AUG-2009 17:47:17	Straylight	54.000	63	Bet Gru	2.1500	2800.0	108	38887	No
212	GOM_NL__2PRFIN20090807_175205_000000602081_00256_38887_6523.N1	07-AUG-2009 17:52:05	Tw_i_and_stray	60.000	18	24Alp PsA	1.1660	9700.0	120	38887	No
213	GOM_NL__2PRFIN20090807_175831_000000482081_00256_38887_6524.N1	07-AUG-2009 17:58:31	Bright	47.500	142	49Del Cap	2.8500	8900.0	95	38887	No
214	GOM_NL__2PRFIN20090807_180220_000000672081_00256_38887_6525.N1	07-AUG-2009 18:02:20	Bright	67.000	154	22Bet Aqr	2.8990	5700.0	134	38887	No
215	GOM_NL__2PRFIN20090807_180817_000000512081_00256_38887_6526.N1	07-AUG-2009 18:08:17	Bright	51.000	61	8Eps Peg	2.1000	3900.0	102	38887	No
216	GOM_NL__2PRFIN20090807_181428_000000402081_00256_38887_6527.N1	07-AUG-2009 18:14:28	Bright	39.500	92	53Eps Cyg	2.5000	4500.0	79	38887	No
217	GOM_NL__2PRFIN20090807_181551_000000372081_00256_38887_6528.N1	07-AUG-2009 18:15:51	Bright	37.000	66	37Gam Cyg	2.2080	5900.0	74	38887	No
218	GOM_NL__2PRFIN20090807_181739_000000402081_00256_38887_6529.N1	07-AUG-2009 18:17:39	Bright	40.000	19	50Alp Cyg	1.2460	10500.	80	38887	No
219	GOM_NL__2PRFIN20090807_182305_000000402081_00256_38887_6530.N1	07-AUG-2009 18:23:05	Bright	39.500	89	5Alp Cep	2.4510	8000.0	79	38887	No

279	GOM_NL__2PRFIN20090807_225354_000000602081_00259_38890_6592.N1	07-AUG-2009 22:53:54	Twilight_stray	60.000	18	24Alp PsA	1.1660	9700.0	120	38890	No
280	GOM_NL__2PRFIN20090807_230019_000000672081_00259_38890_6593.N1	07-AUG-2009 23:00:19	Bright	67.000	142	49Del Cap	2.8500	8900.0	134	38890	No
281	GOM_NL__2PRFIN20090807_230407_000000442081_00259_38890_6594.N1	07-AUG-2009 23:04:07	Bright	44.000	154	22Bet Aqr	2.8990	5700.0	88	38890	No
282	GOM_NL__2PRFIN20090807_231003_000000532081_00259_38890_6595.N1	07-AUG-2009 23:10:03	Bright	52.500	61	8Eps Peg	2.1000	3900.0	105	38890	No
283	GOM_NL__2PRFIN20090807_231614_000000392081_00259_38890_6596.N1	07-AUG-2009 23:16:14	Bright	39.000	92	53Eps Cyg	2.5000	4500.0	78	38890	No
284	GOM_NL__2PRFIN20090807_231738_000000412081_00259_38890_6597.N1	07-AUG-2009 23:17:38	Bright	41.000	66	37Gam Cyg	2.2080	5900.0	82	38890	No
285	GOM_NL__2PRFIN20090807_231925_000000372081_00259_38890_6598.N1	07-AUG-2009 23:19:25	Bright	37.000	19	50Alp Cyg	1.2460	10500.	74	38890	No
286	GOM_NL__2PRFIN20090807_232451_000000402081_00259_38890_6599.N1	07-AUG-2009 23:24:51	Bright	40.000	89	5Alp Cep	2.4510	8000.0	80	38890	No
287	GOM_NL__2PRFIN20090807_233038_000000672081_00259_38890_6600.N1	07-AUG-2009 23:30:38	Bright	67.000	74	11Bet Cas	2.2680	6600.0	134	38890	No
288	GOM_NL__2PRFIN20090807_233245_000000482081_00259_38890_6601.N1	07-AUG-2009 23:32:45	Bright	48.000	76	27Gam Cas	2.3000	30000.	96	38890	No
289	GOM_NL__2PRFIN20090807_233937_000000492081_00259_38890_6602.N1	07-AUG-2009 23:39:37	Bright	49.000	160	23Gam Per	2.9300	4700.0	98	38890	No
290	GOM_NL__2PRFIN20090807_234126_000000532081_00259_38890_6603.N1	07-AUG-2009 23:41:26	Bright	53.000	35	33Alp Per	1.7950	6250.0	106	38890	No
291	GOM_NL__2PRFIN20090807_234359_000000582081_00259_38890_6604.N1	07-AUG-2009 23:43:59	Bright	58.000	6	13Alp Aur	0.080000	3400.0	116	38890	No
292	GOM_NL__2PRFIN20090807_234548_000000542081_00259_38890_6605.N1	07-AUG-2009 23:45:48	Bright	53.500	149	45Eps Per	2.8880	30000.	107	38890	No
293	GOM_NL__2PRFIN20090807_234930_000000492081_00259_38890_6606.N1	07-AUG-2009 23:49:30	Twilight_stray	48.500	28	12Bet Tau	1.6500	15200.	97	38890	No
294	GOM_NL__2PRFIN20090807_235142_000000452081_00259_38890_6607.N1	07-AUG-2009 23:51:42	Twilight_stray	44.500	176	23Zet Tau	3.0200	22000.	89	38890	No
295	GOM_NL__2PRFIN20090807_235433_000000632081_00259_38890_6608.N1	07-AUG-2009 23:54:33	Dark	63.000	13	87Alp Tau	0.86700	3800.0	126	38890	No
296	GOM_NL__2PRFIN20090807_235627_000000462081_00259_38890_6609.N1	07-AUG-2009 23:56:27	Dark	46.000	27	24Gam Ori	1.6360	26000.	92	38890	No

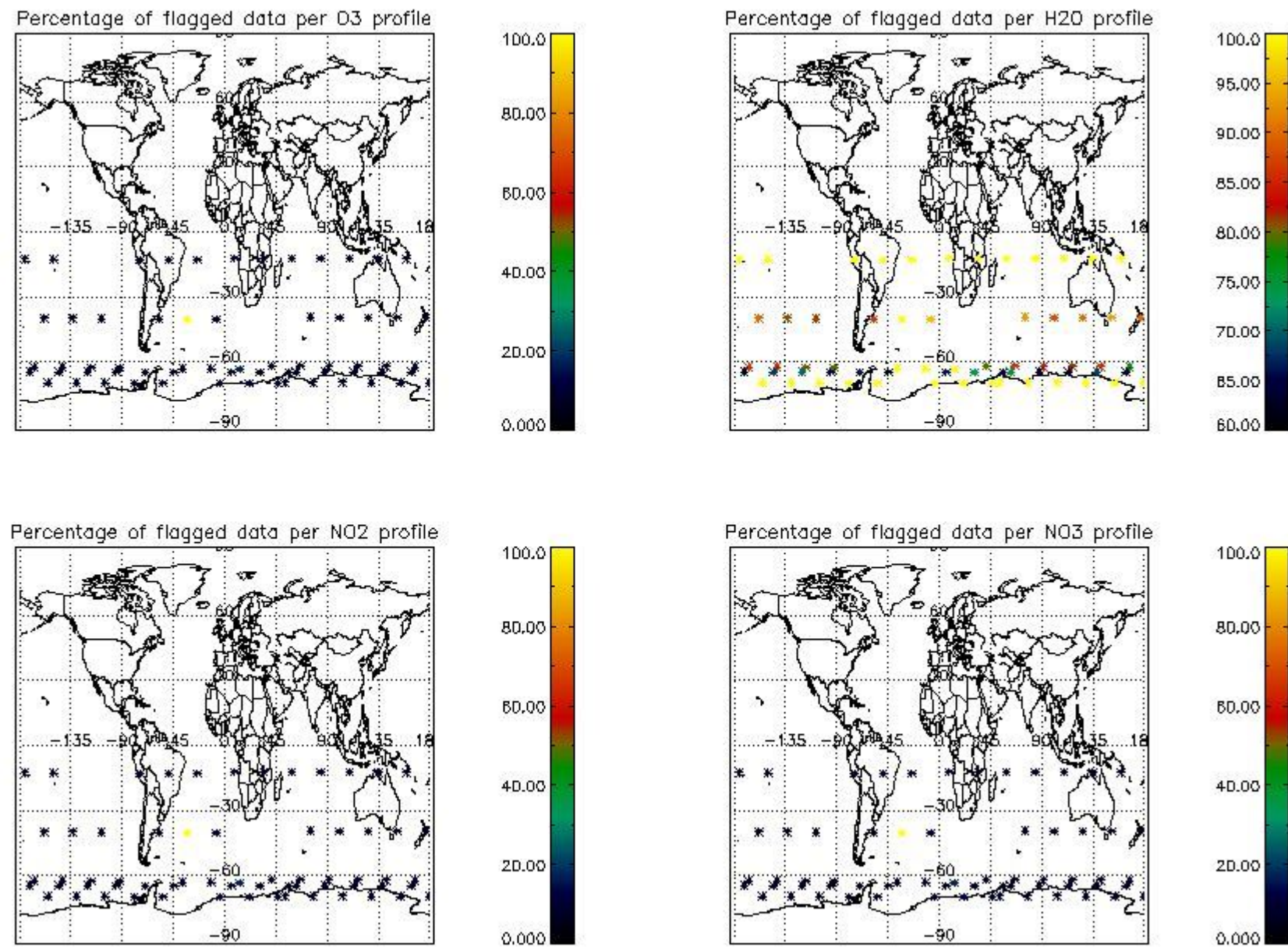
3. Quality information per product

In this section it is plotted some information contained in the Quality Summary data set of the level 2 products. Only products in dark limb conditions and without errors (error flag in the MPH set to "0") are used.

3.1 Plot quality information per product (time dependant)



3.2 Plot quality information per product (world map)

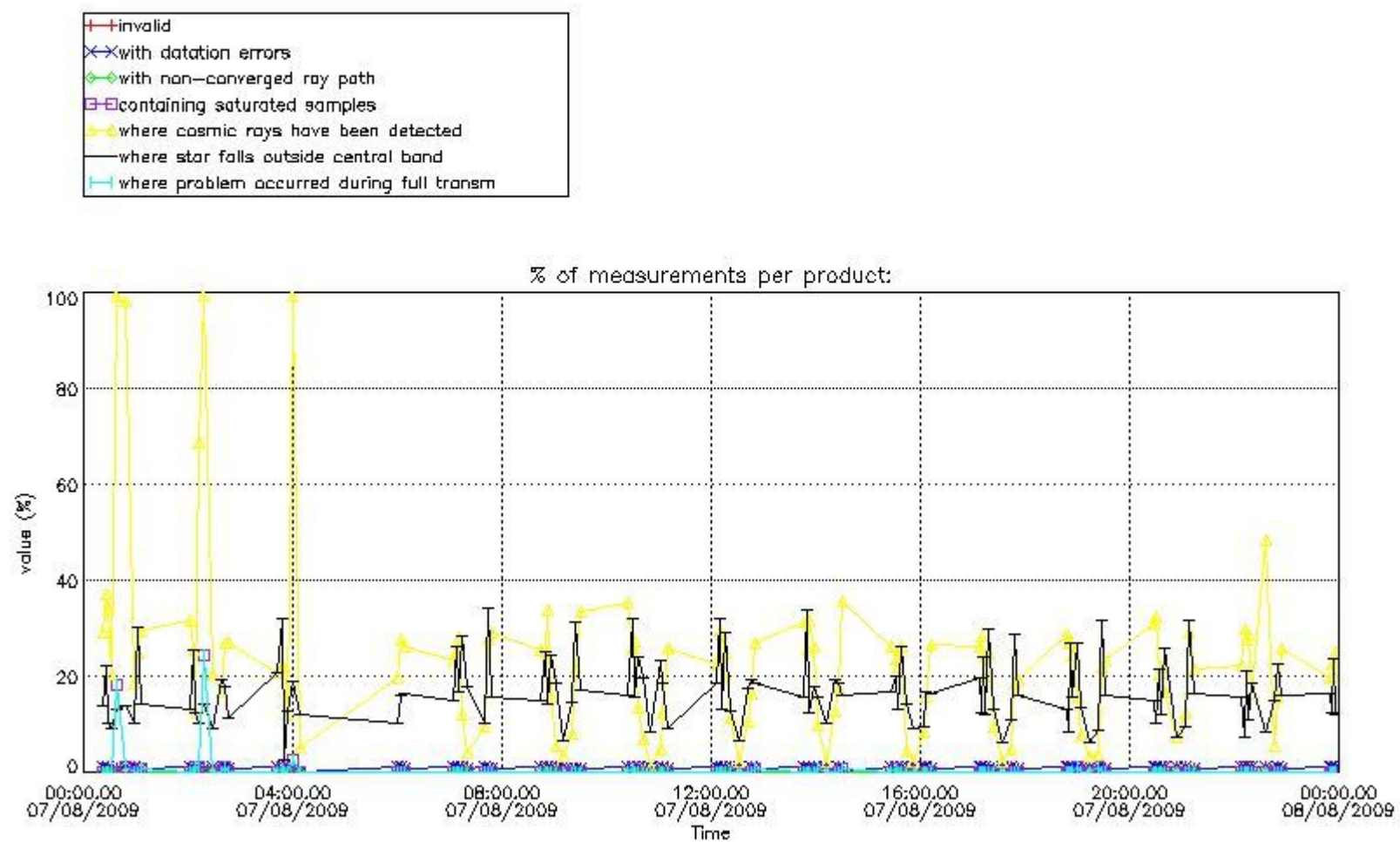


4. Level 1 quality information per product

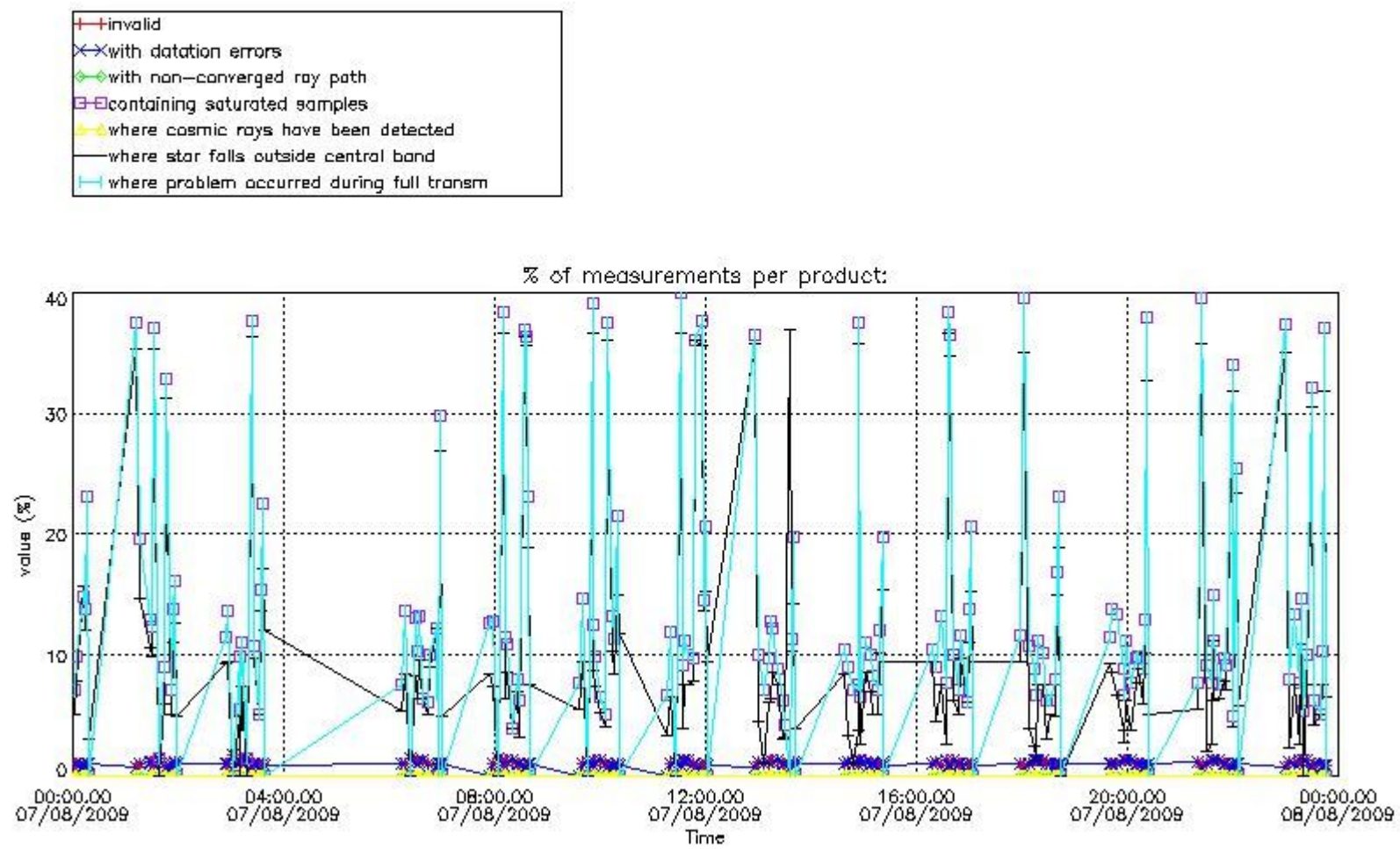
In this section it is plotted some information contained in the Quality Summary data set of the level 2 products that comes from the level 1b processing. Products without errors (error flag in the MPH set to "0") are used.

4.1 Plot quality information per product (time dependant) coming from level 1b processing

4.1.1 Plot level 1 quality information per product (time dependant): ENVISAT ASCENDING passes

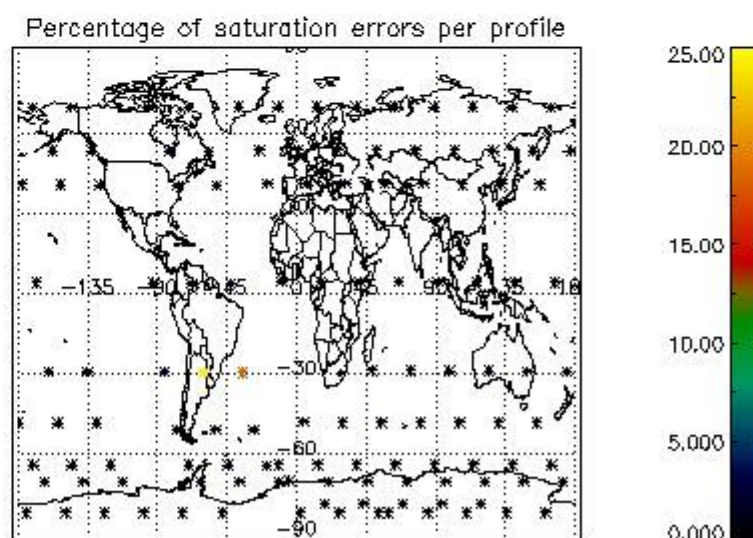
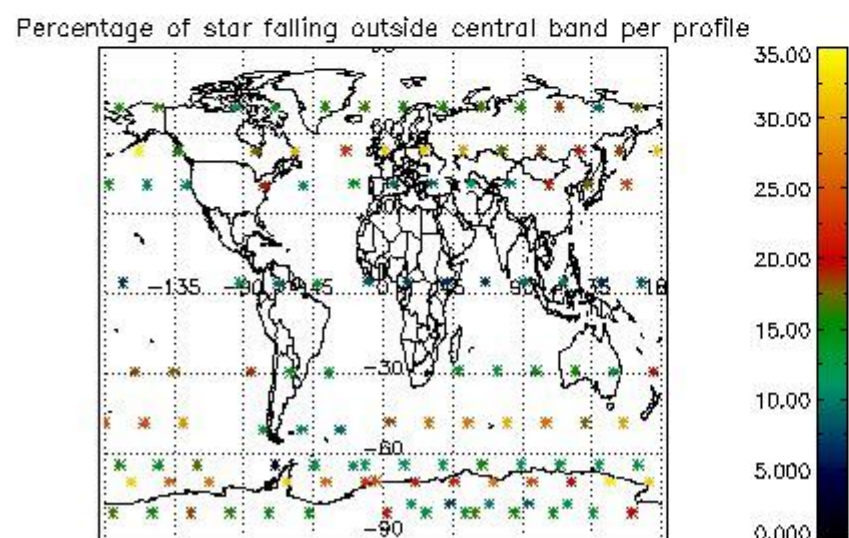
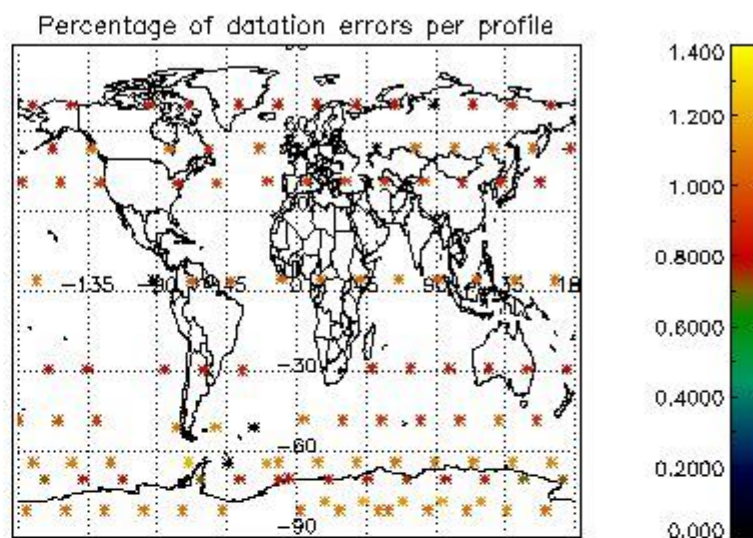
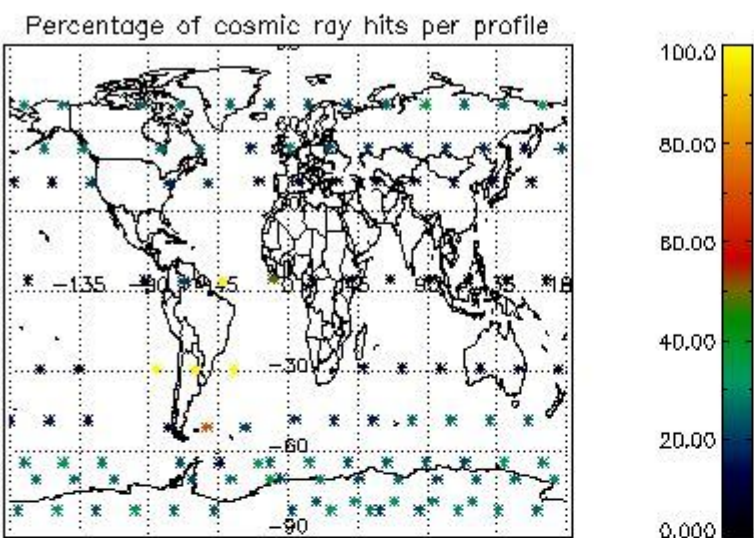


4.1.2 Plot level 1 quality information per product (time dependant): ENVI SAT DESCENDING passes

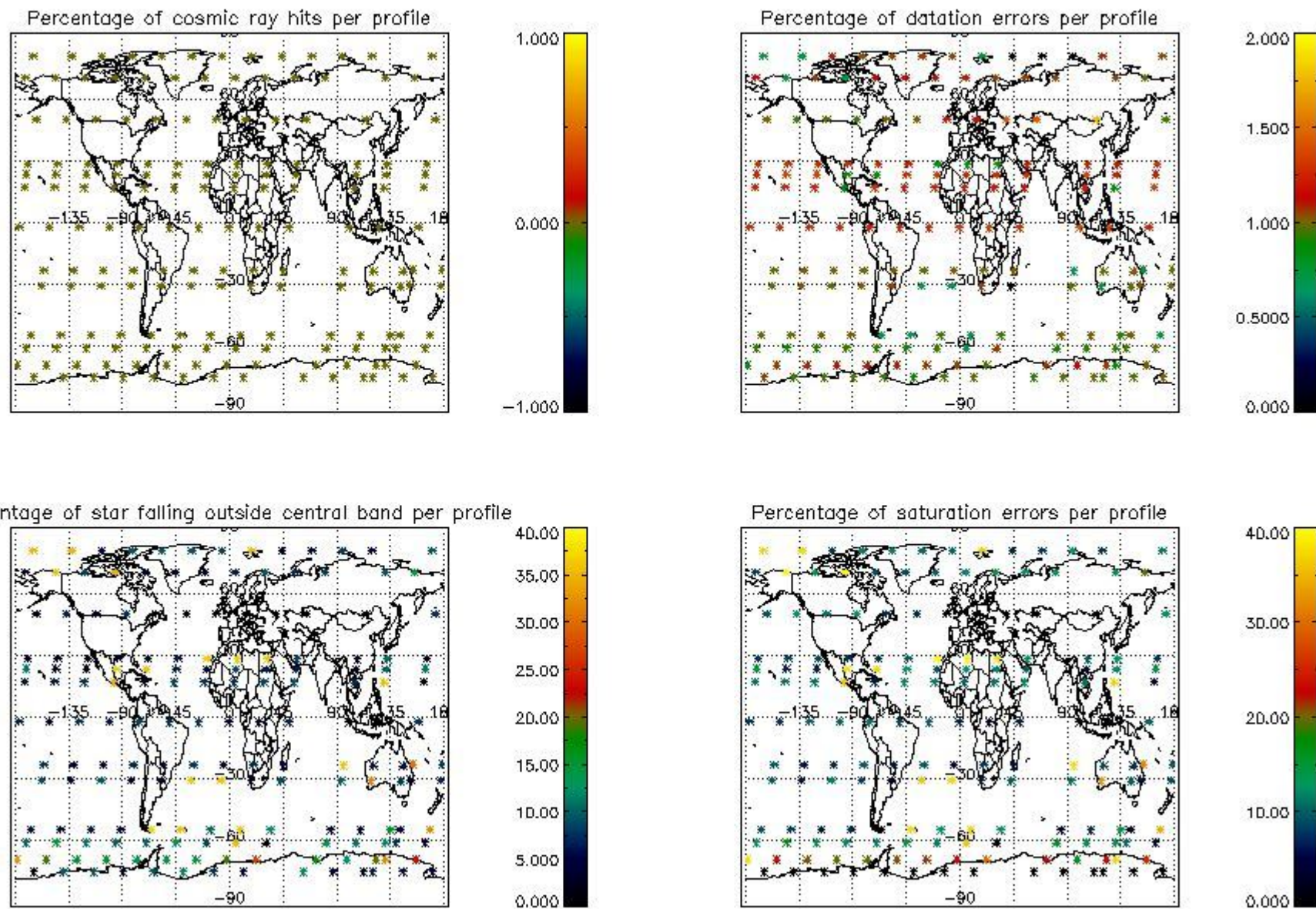


4.2 Plot quality information per product coming from level 1b processing (world map)

4.2.1 Plot level 1 quality information per product (world map): ENVISAT ASCENDING passes



4.2.2 Plot level 1 quality information per product (world map): ENVISAT DESCENDING passes



5. Trace gas profiles

5.1 Ozone statistics based on quality of products

The final quality of the products can be "measured" using the STD (Standard Deviation) attached to every point profile. This information is written to the parameter GOM_NL__2P/NL_LOCAL_SPECIES_DENSITY/o3_std of the level 2 products. The table below shows the statistics for given STD ranges.

The statistics are given with respect to the overall valid production:

- Products without fatal errors: GOM_NL__2P/MPH/PRODUCT_ERR=0
- Valid point profile: GOM_NL__2P/NL_LOCAL_SPECIES_DENSITY/pcd(0)=0

The 'Criteria' is applied to valid points of dark limb products:

- Products in dark limb illumination condition: GOM_NL__2P/NL_SUMMARY_QUALITY/obs_ill_cond=0
- Products without fatal errors: GOM_NL__2P/MPH/PRODUCT_ERR=0
- Valid point profile: GOM_NL__2P/NL_LOCAL_SPECIES_DENSITY/pcd(0)=0

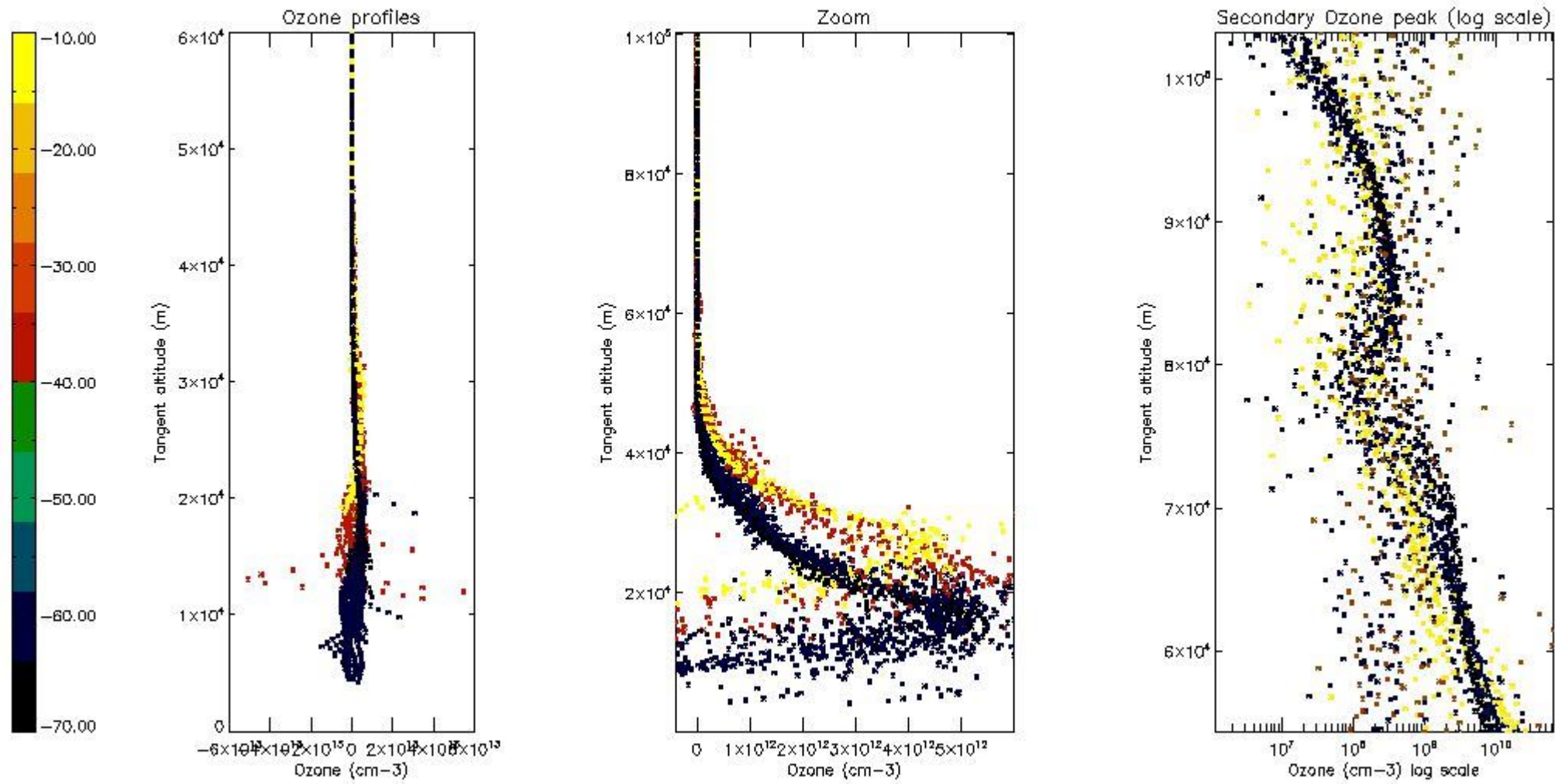
So, the table below shows the percentage of dark limb and valid observations for each criteria with respect to the overall valid daily observations.

Criteria	% of total production
All STD	23
STD < 20	11

STD < 10	8
STD < 5	5

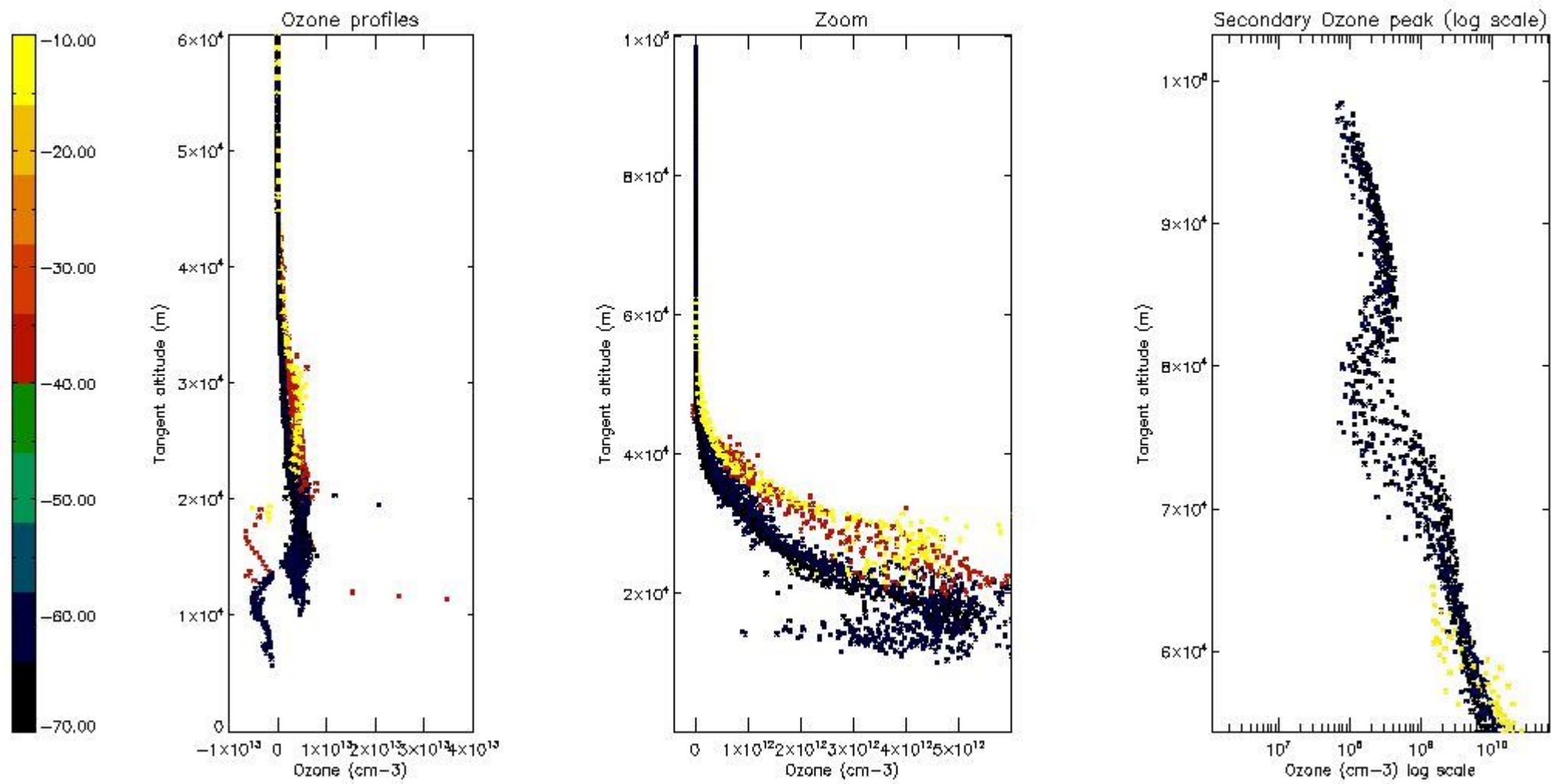
5.2 Plot ozone profiles for all STD (dark without errors)

The colorbar represents the latitude.



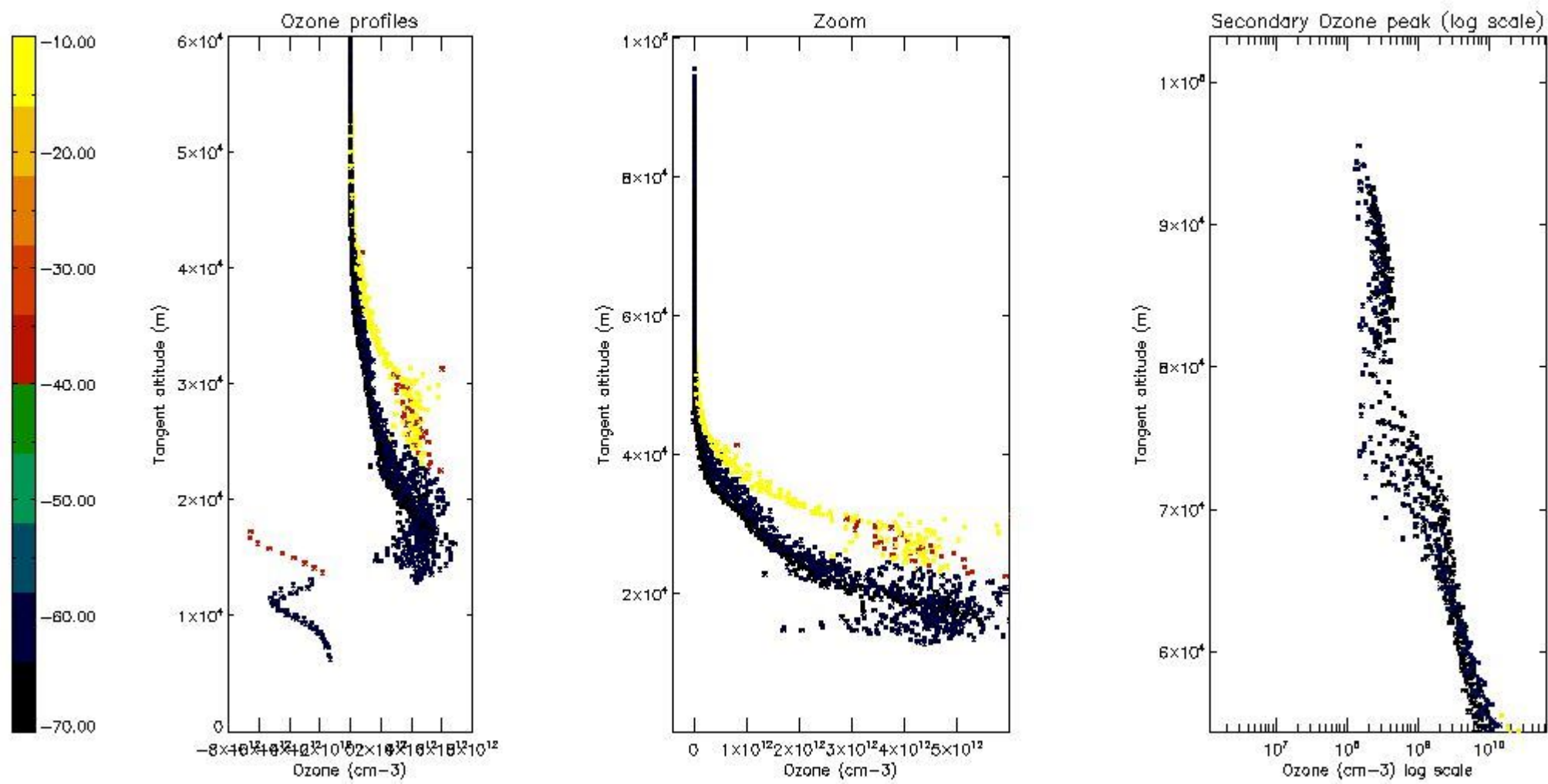
5.3 Plot ozone profiles where STD < 20% (dark without errors)

The colorbar represents the latitude.



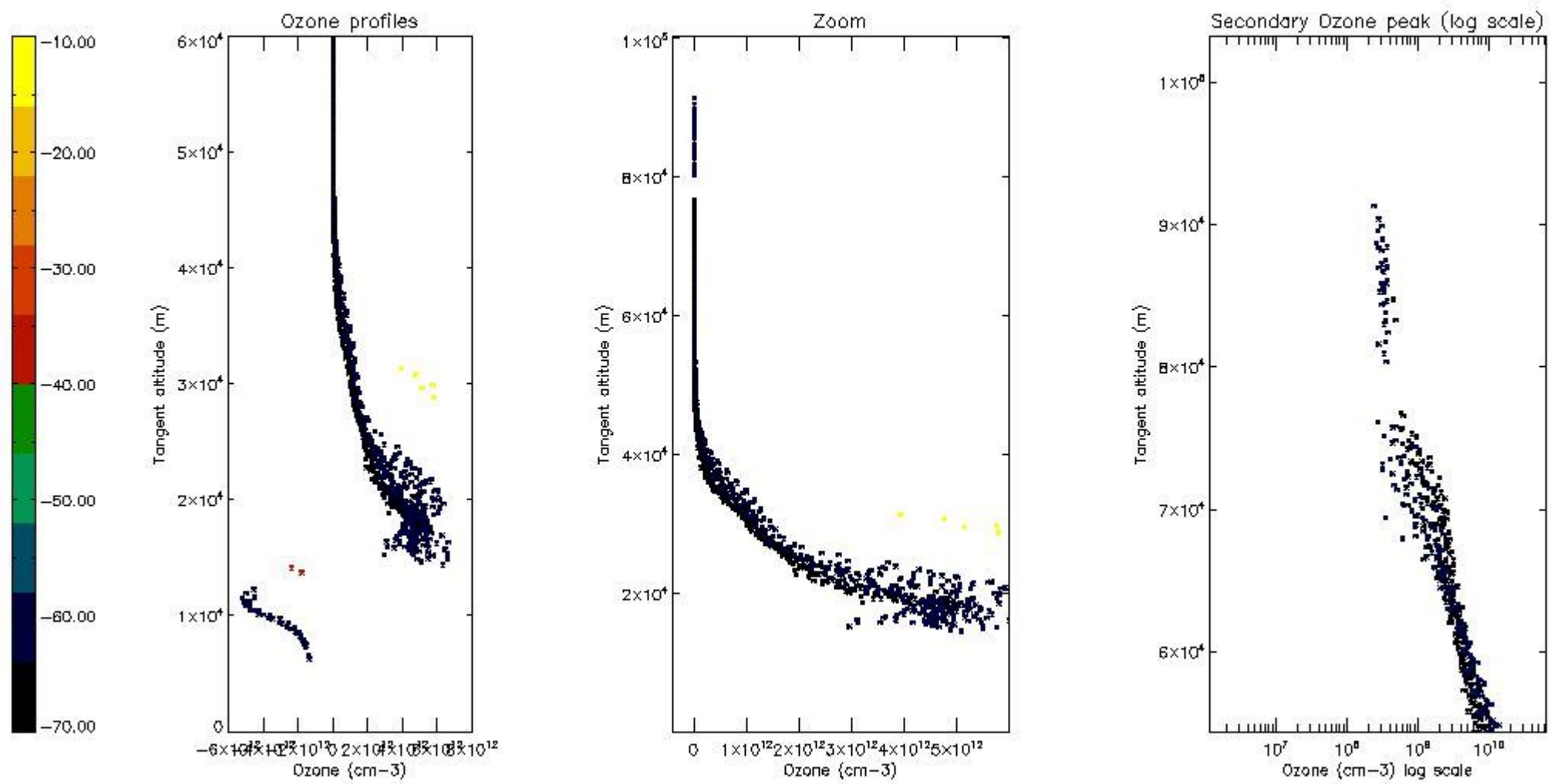
5.4 Plot ozone profiles where STD < 10% (dark without errors)

The colorbar represents the latitude.



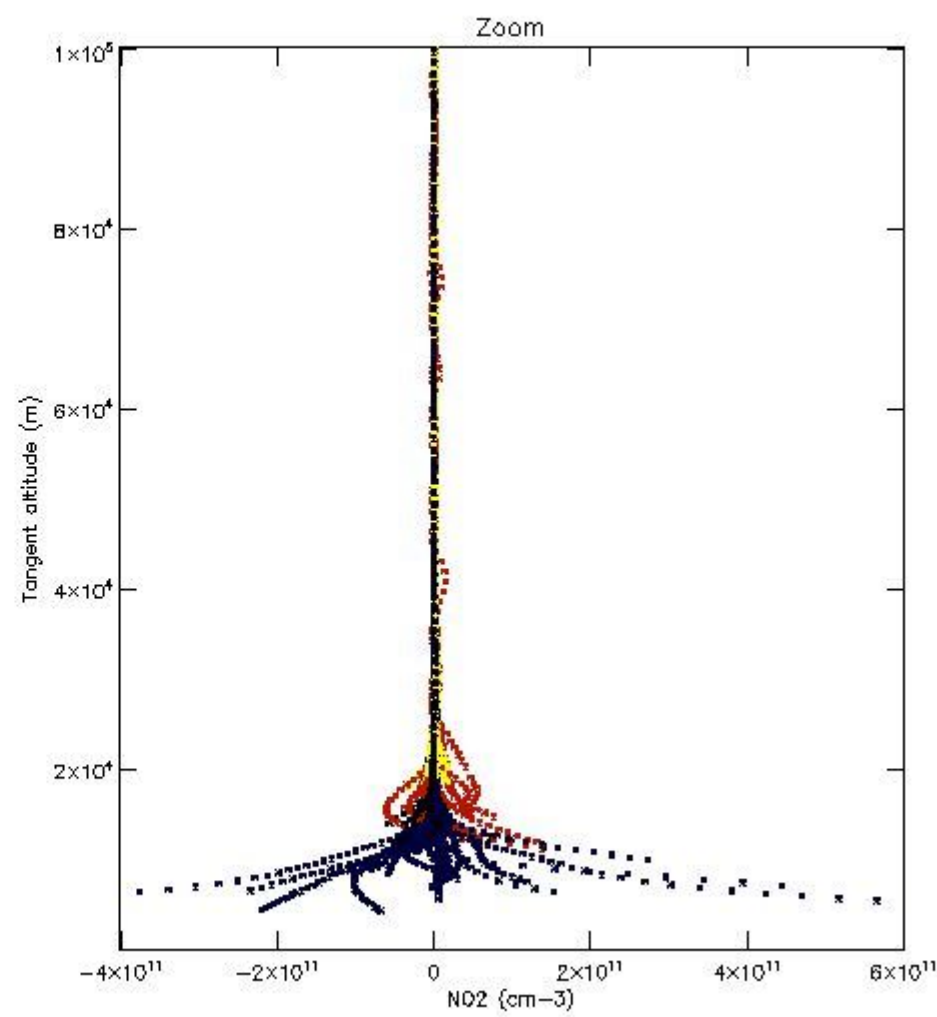
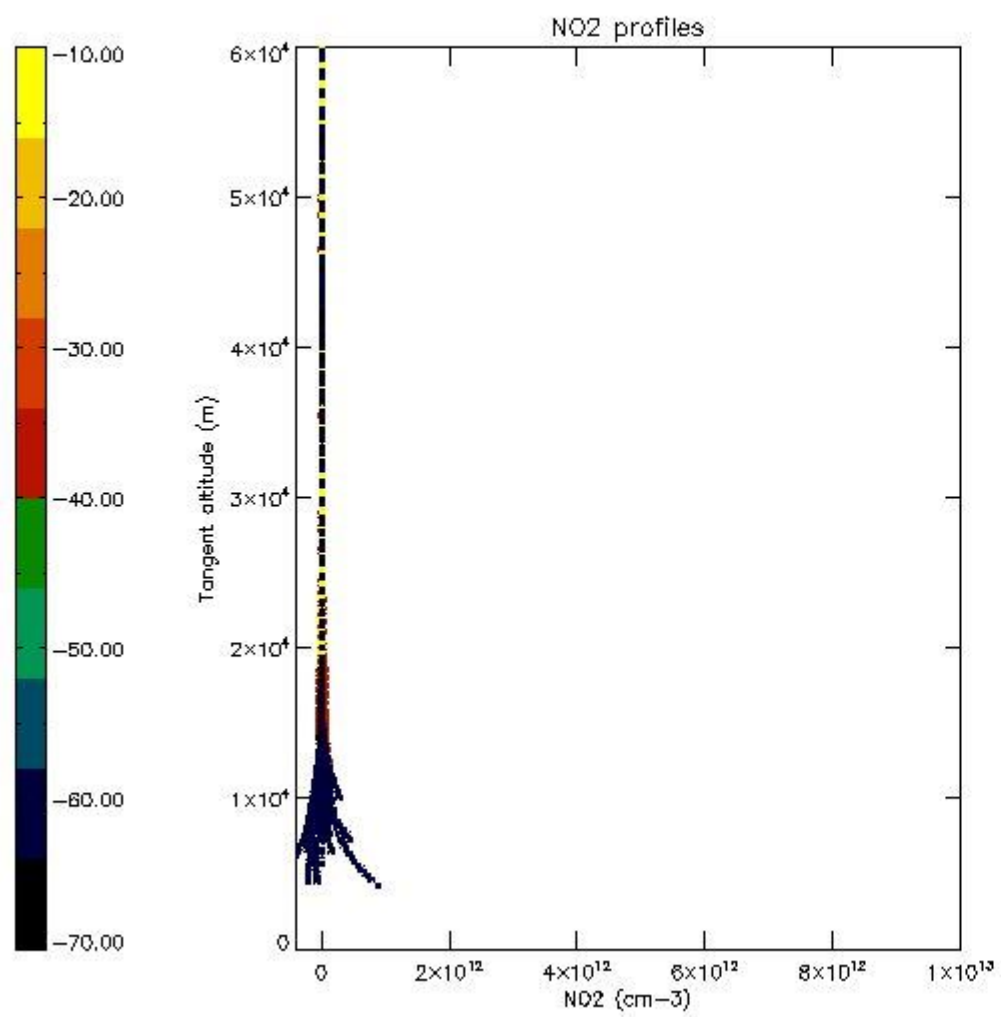
5.5 Plot ozone profiles where $STD < 5\%$ (dark without errors)

The colorbar represents the latitude.



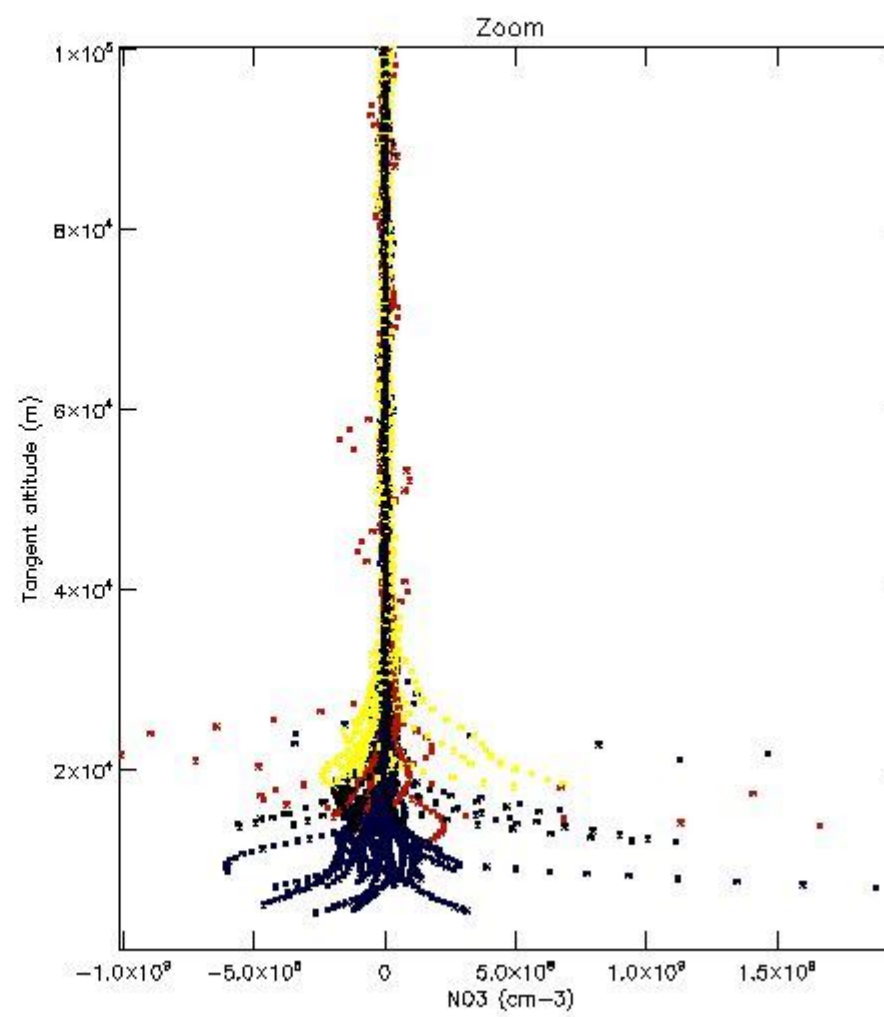
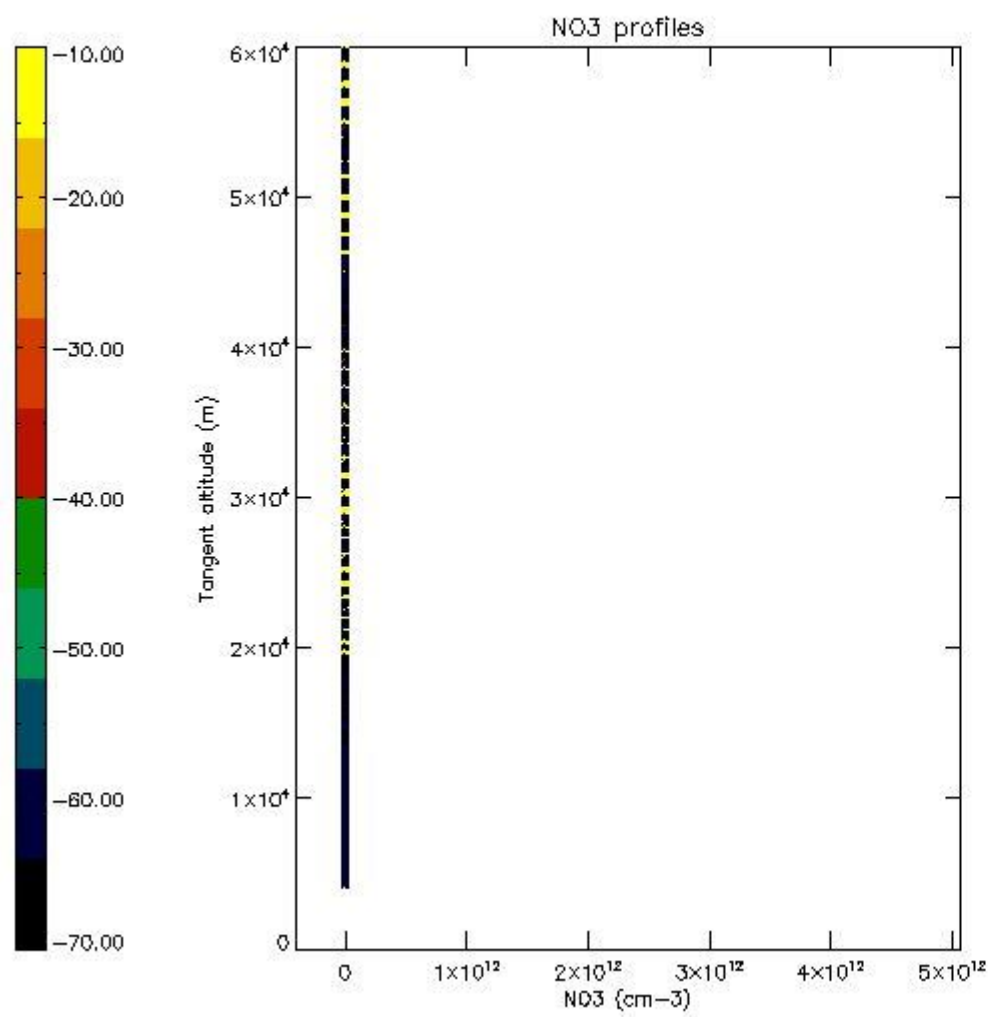
5.6 Plot NO₂ profiles for all STD (dark without errors)

The colorbar represents the latitude.



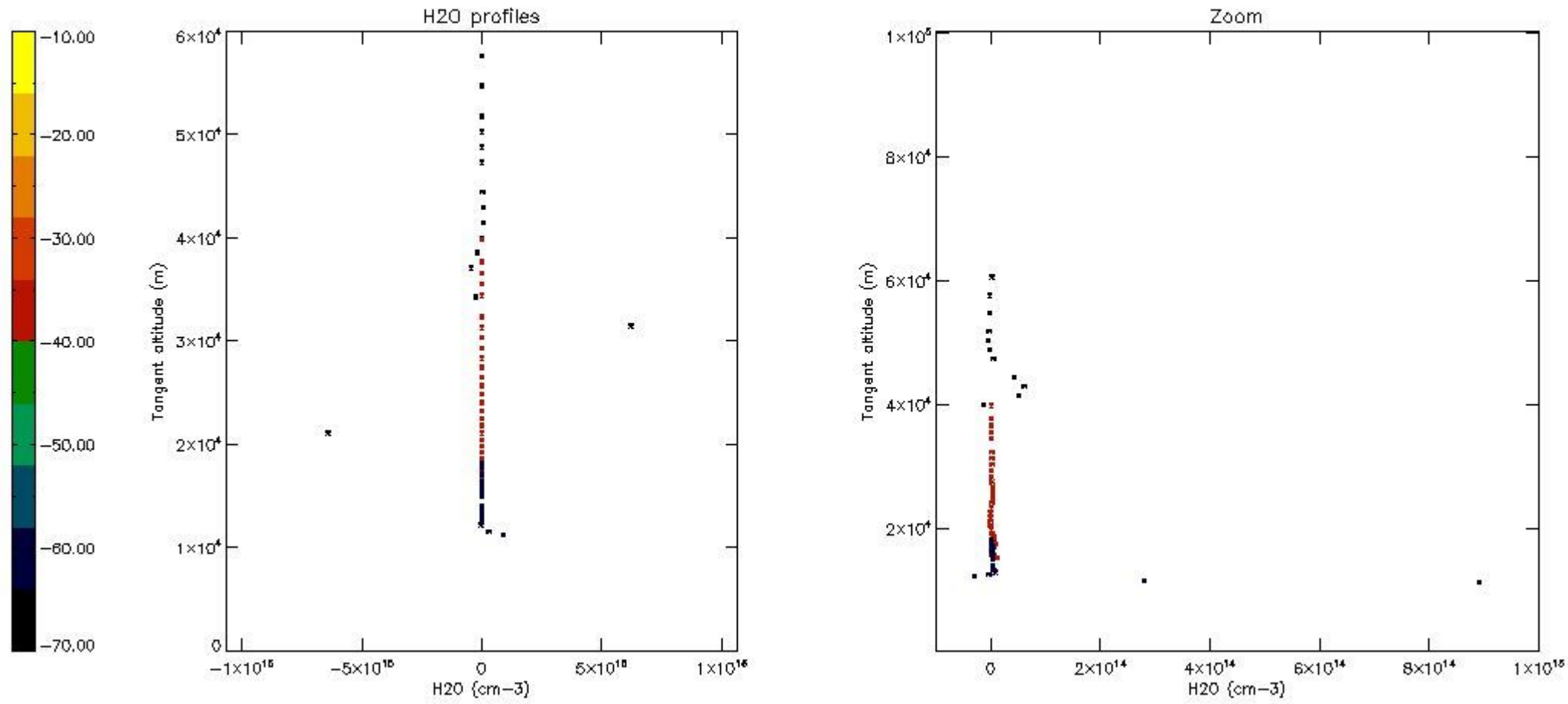
5.7 Plot NO3 profiles for all STD (dark without errors)

The colorbar represents the latitude.



5.8 Plot H2O profiles for all STD (only for occultations of stars 1,2,3,4,13,14,16,26,63 dark without errors)

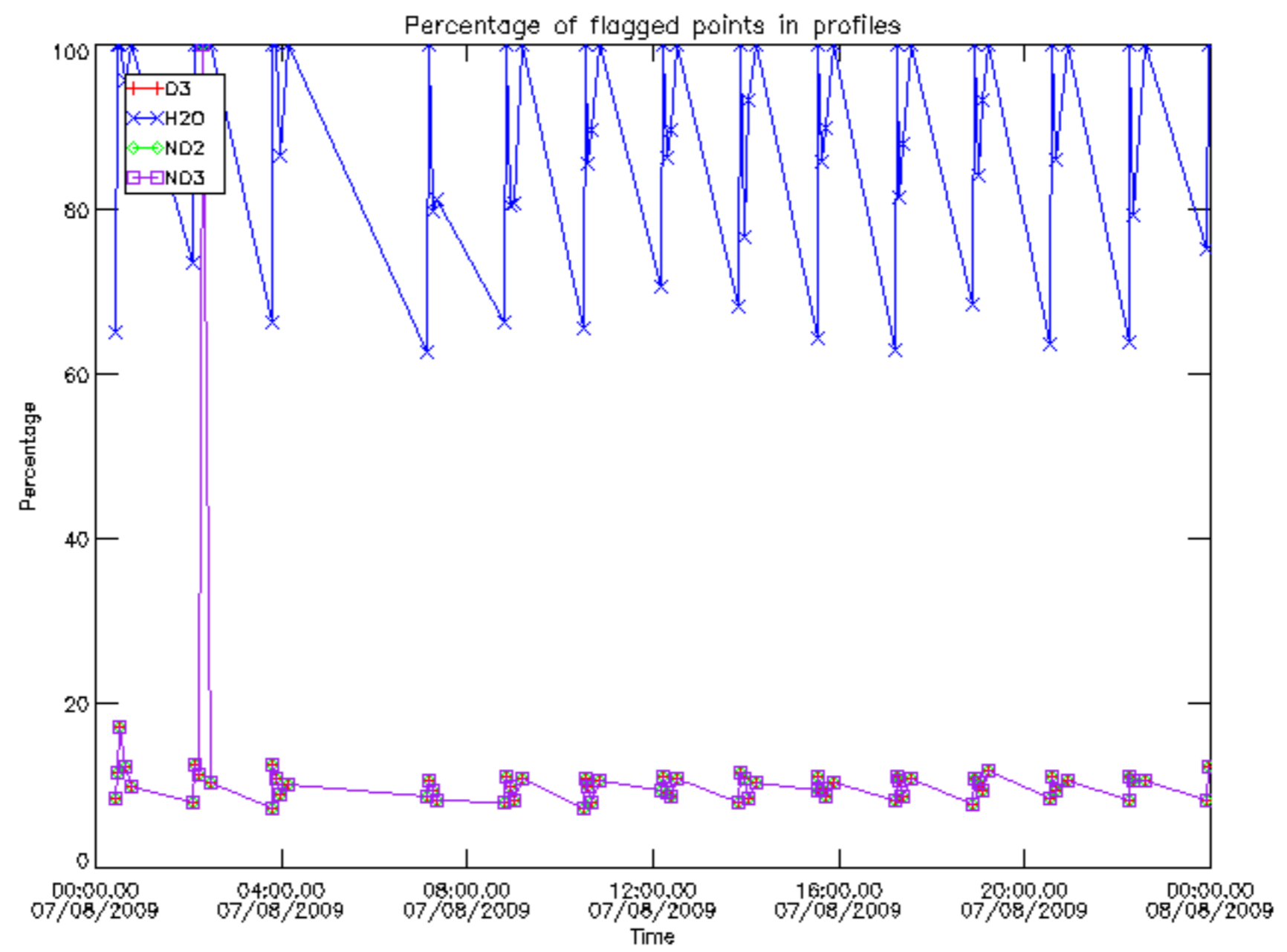
The colorbar represents the latitude.



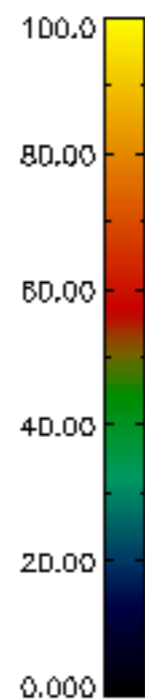
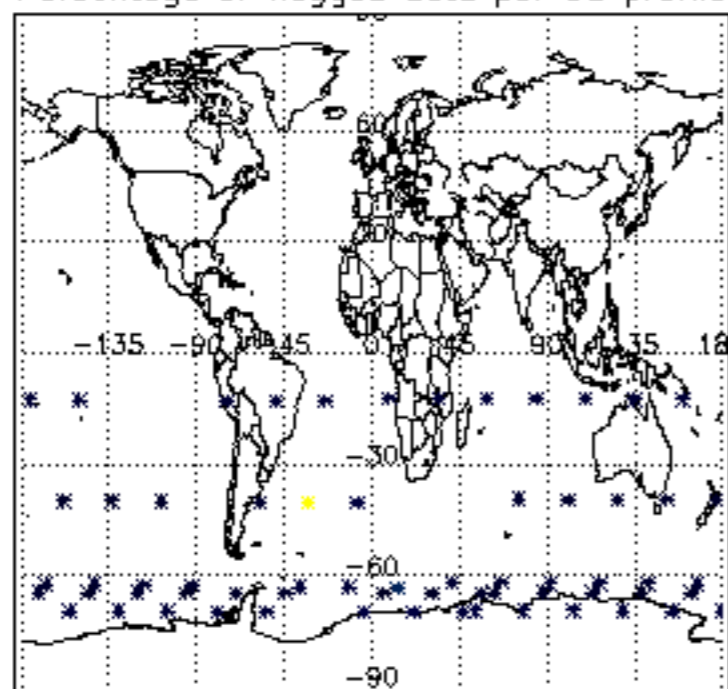
6. Auxiliary Data Files used for the production reported in section 2

The number reported in the third column indicates since which file (see list in section 2) the corresponding auxiliary file has been used. The fourth column is the date of those product files.

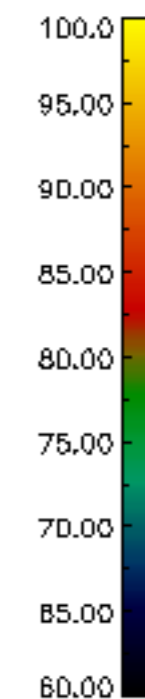
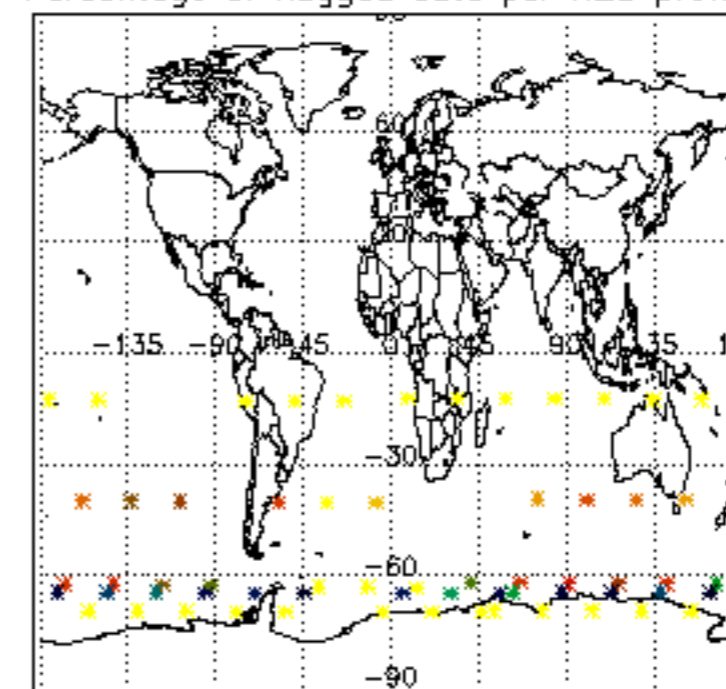
Type	Auxiliary Filename	Used since product	Used since product date
INST_PHYS_CHARACTERISTICS	GOM_INS_AXVIEC20091111_143220_20030716_120000_20500101_000000	1	07-AUG-2009 00:02:26
LEVEL-2_PROC_CONFIG	GOM_PR2_AXVIEC20091111_152718_20020301_000000_20500101_000000	1	07-AUG-2009 00:02:26
CROSS_SECTIONS_FILE	GOM_CRS_AXVIEC20091111_154832_20020301_000000_20500101_000000	1	07-AUG-2009 00:02:26



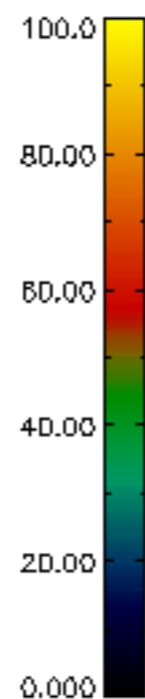
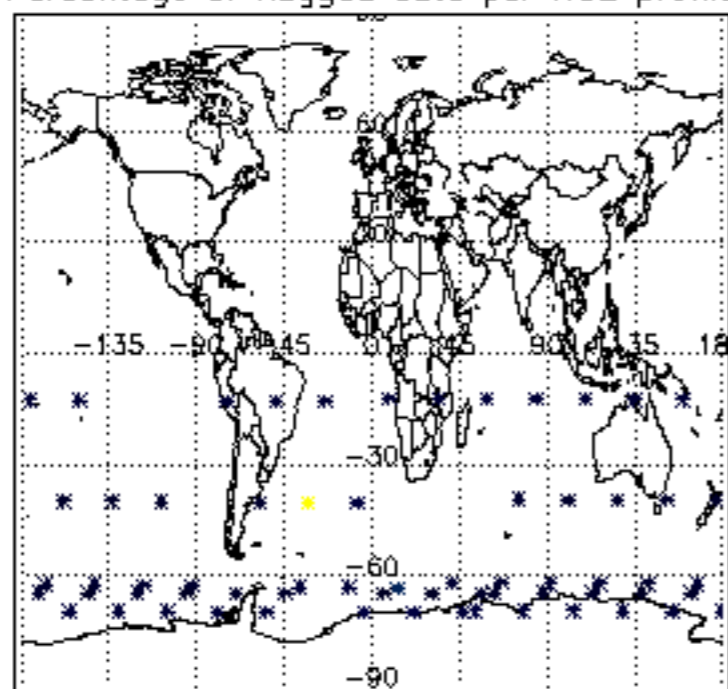
Percentage of flagged data per D3 profile



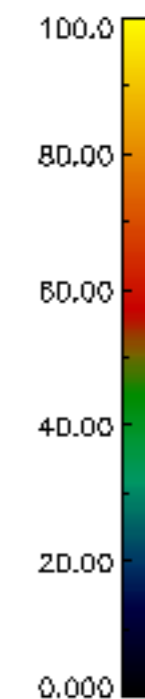
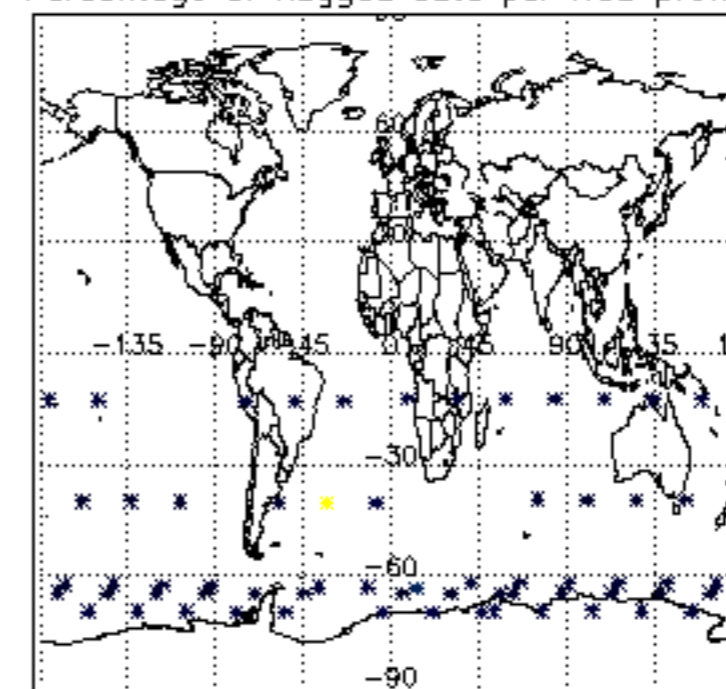
Percentage of flagged data per H2O profile

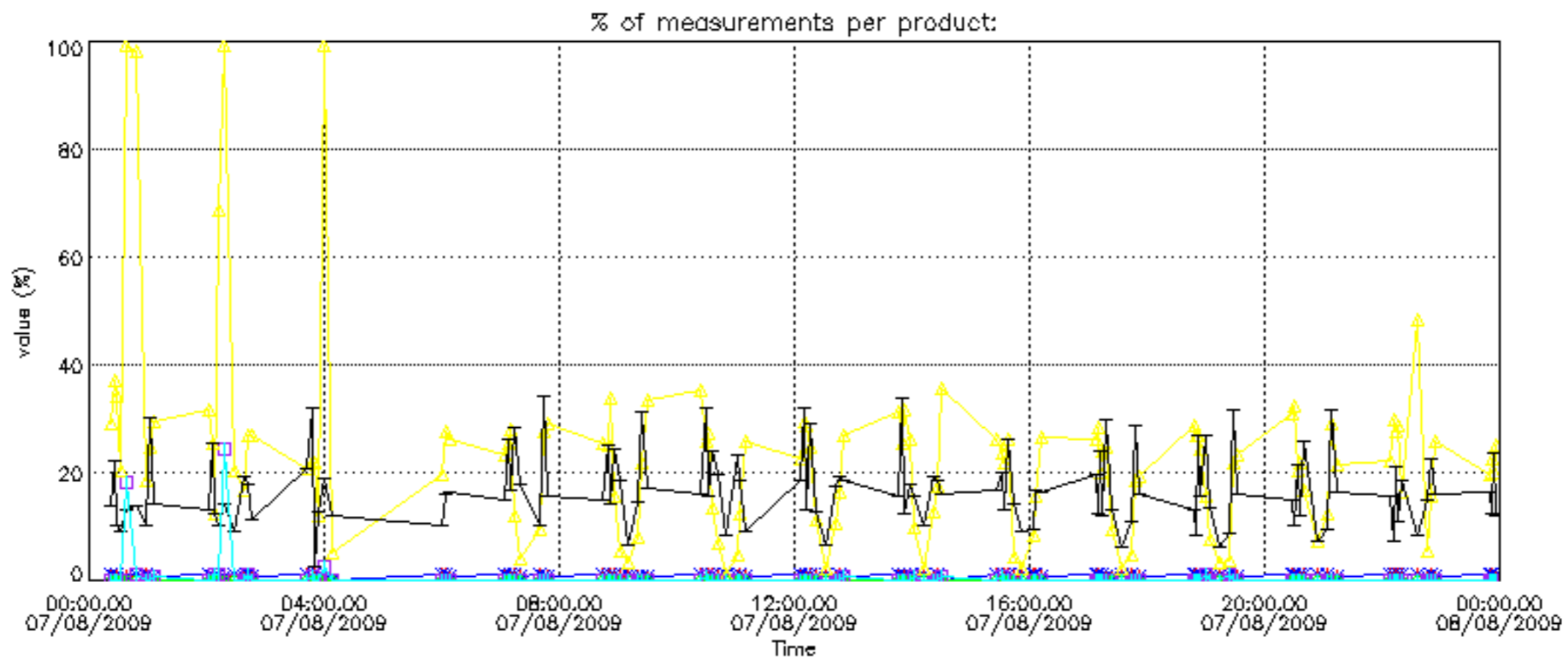


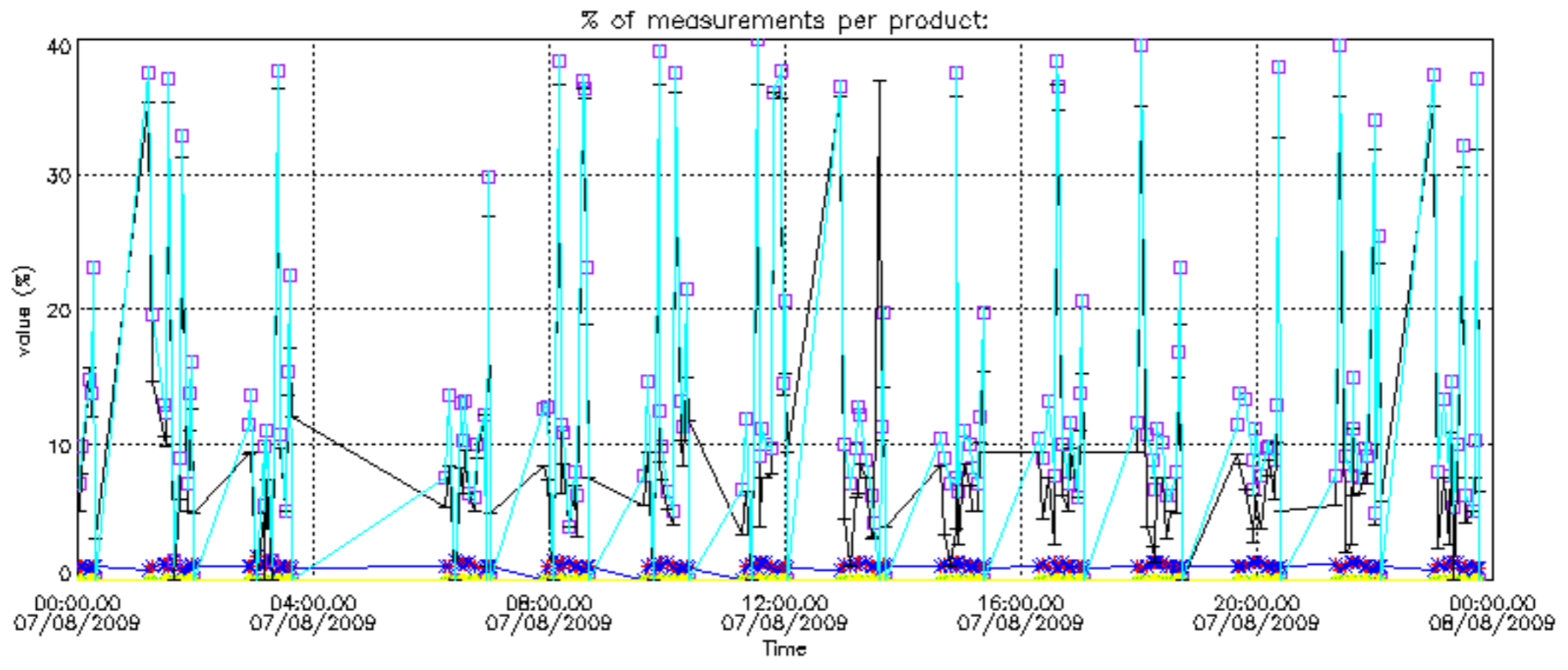
Percentage of flagged data per NO2 profile



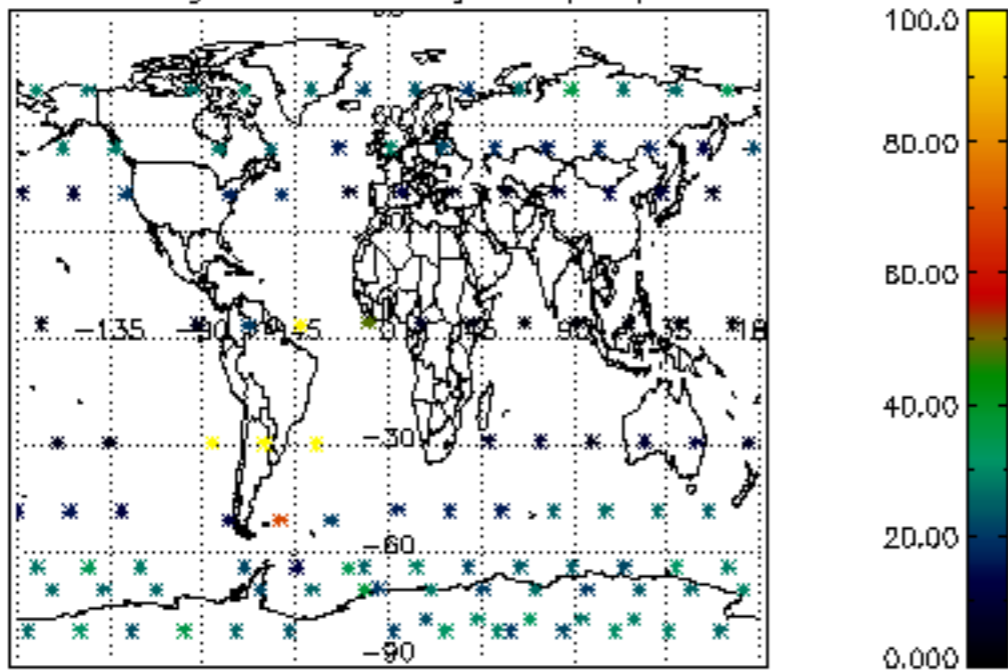
Percentage of flagged data per NO3 profile



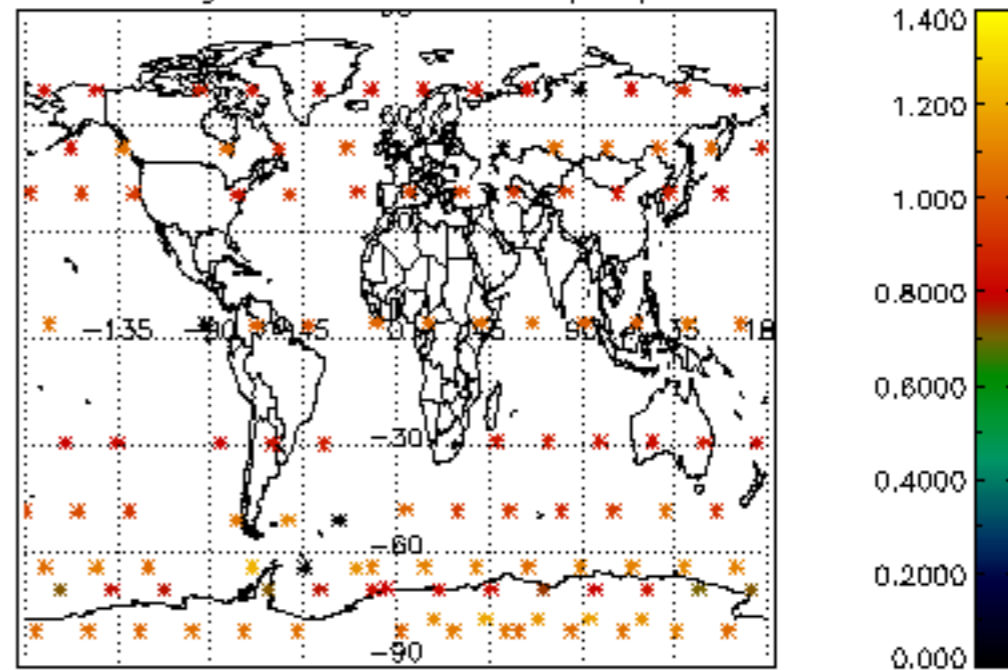




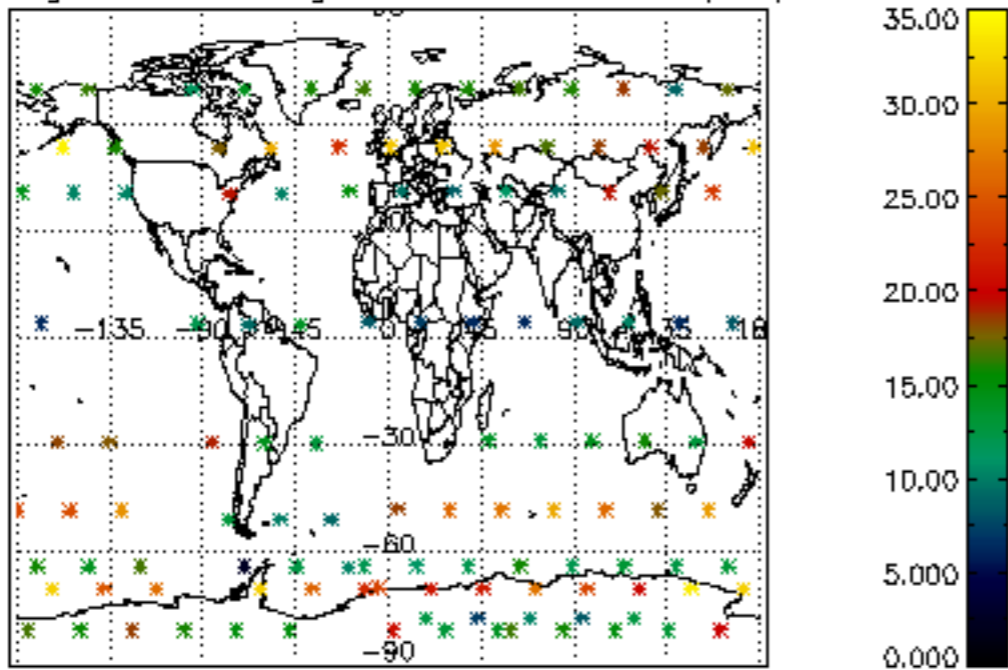
Percentage of cosmic ray hits per profile



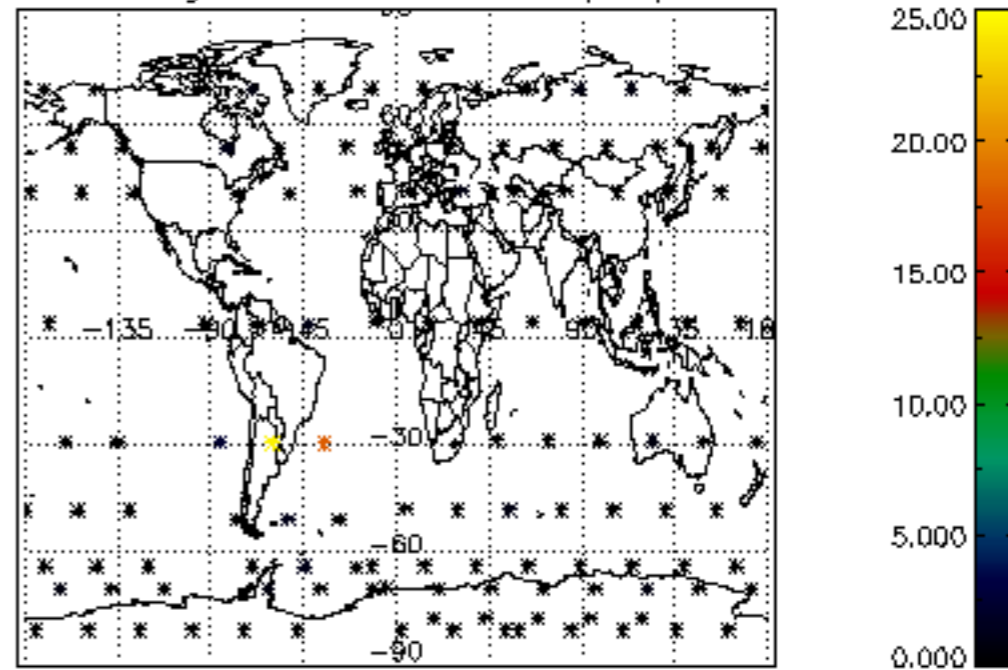
Percentage of datation errors per profile



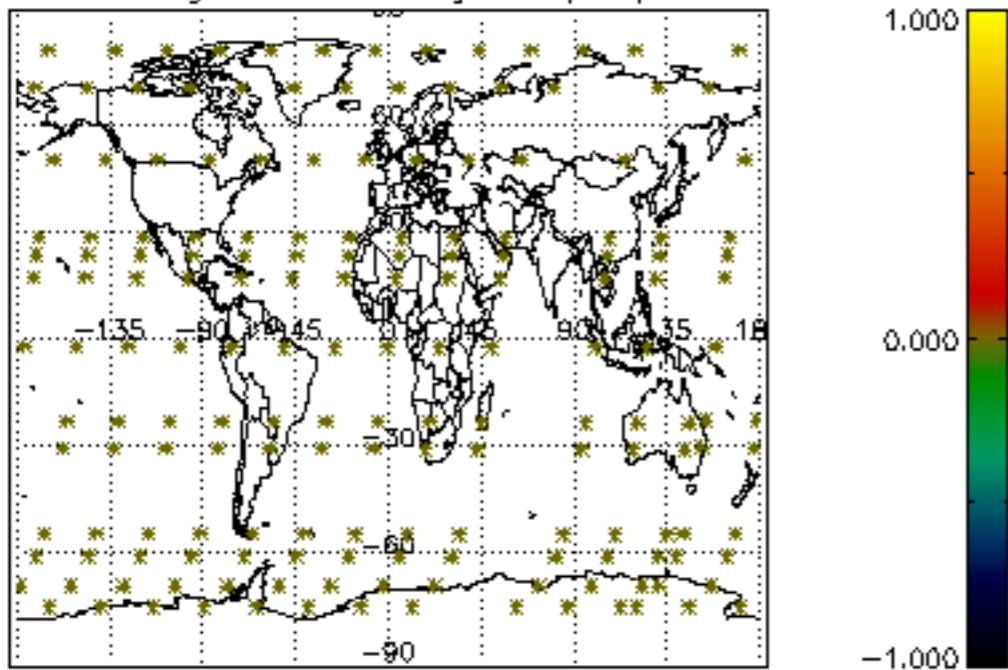
Percentage of star falling outside central band per profile



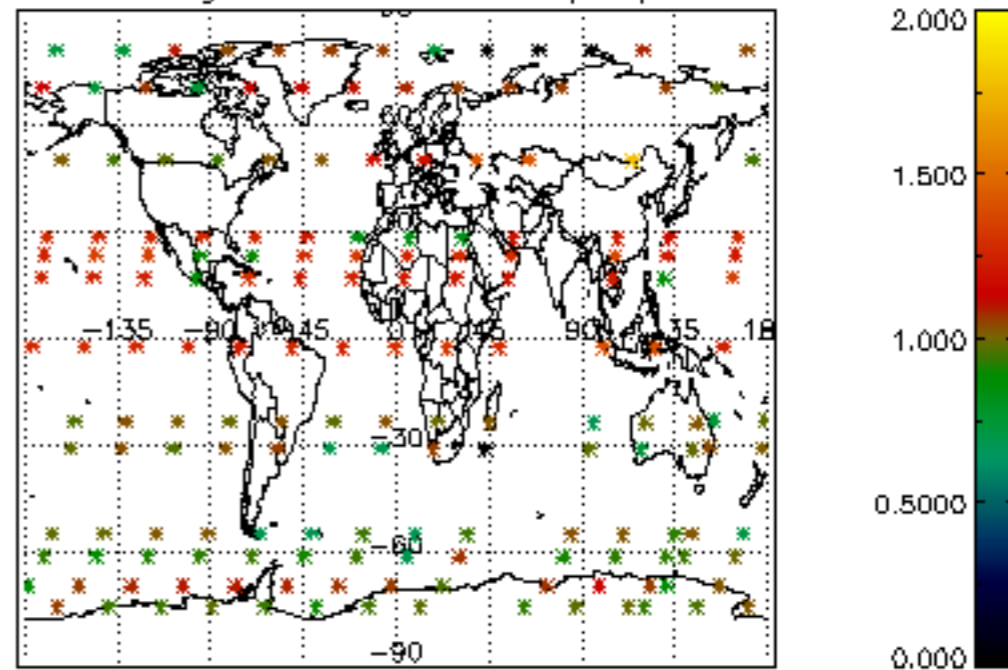
Percentage of saturation errors per profile



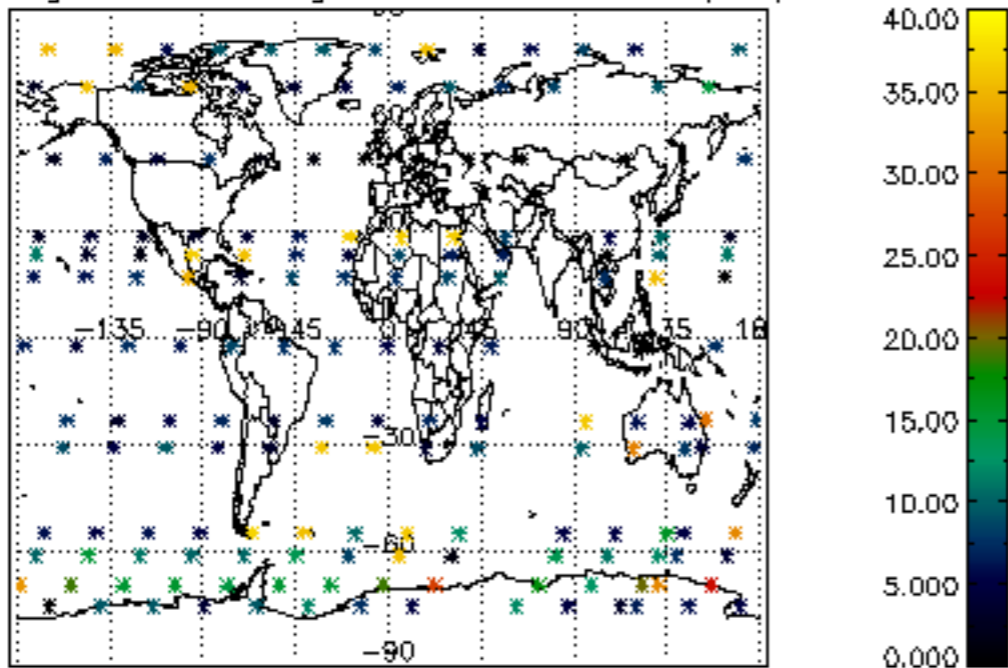
Percentage of cosmic ray hits per profile



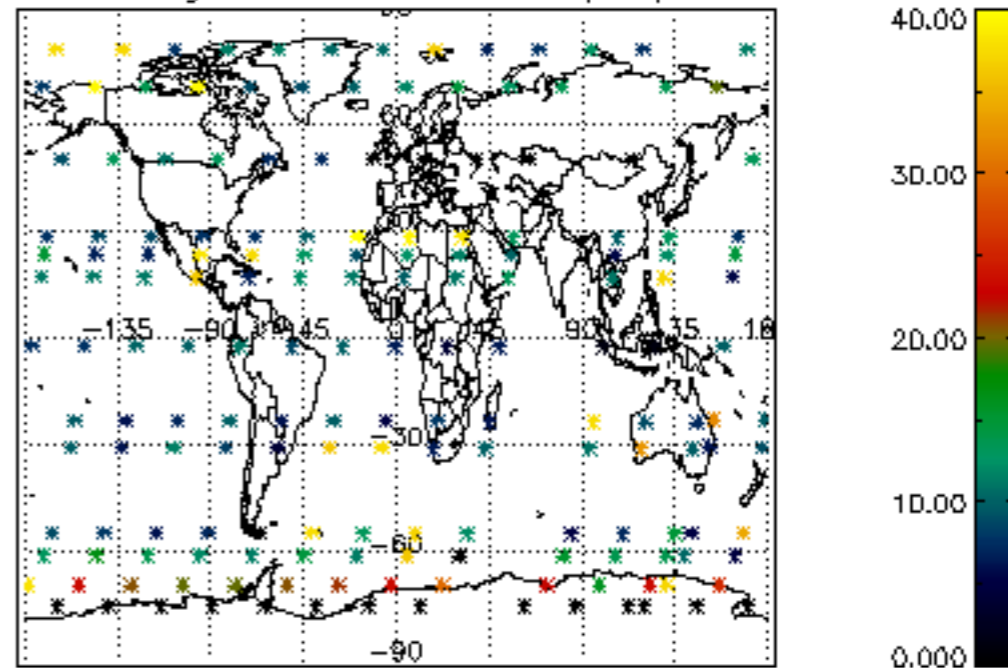
Percentage of datation errors per profile

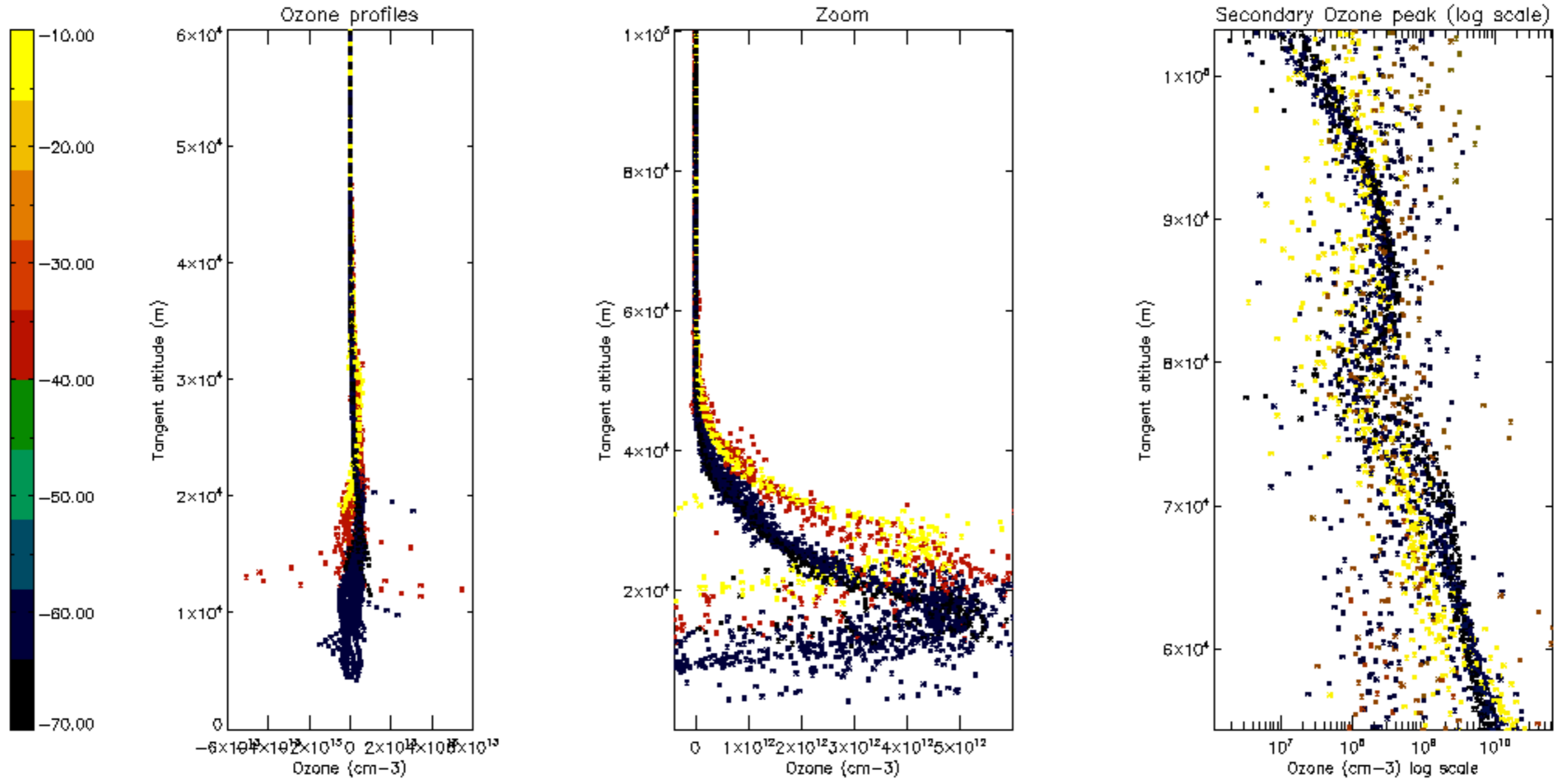


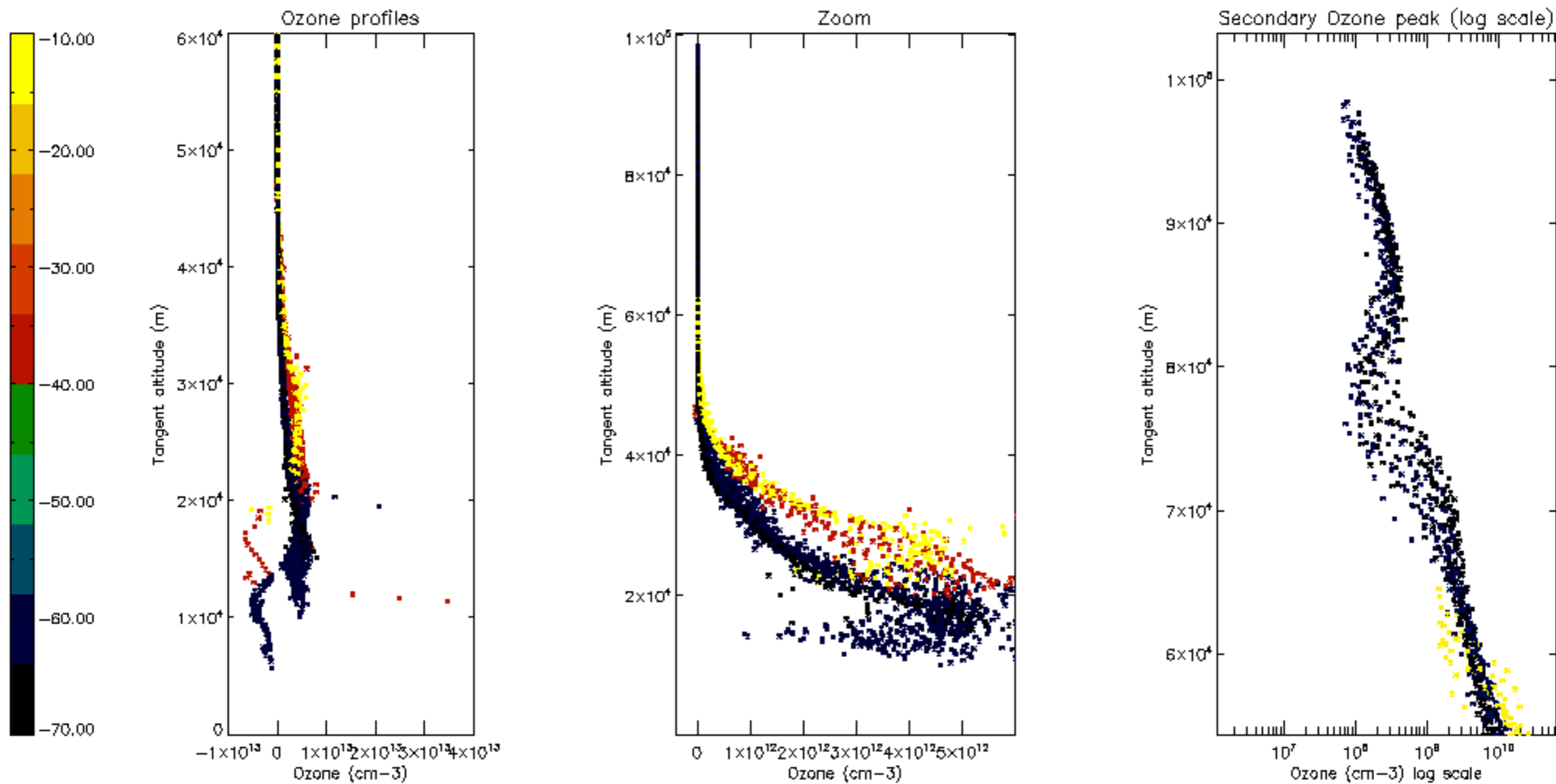
Percentage of star falling outside central band per profile

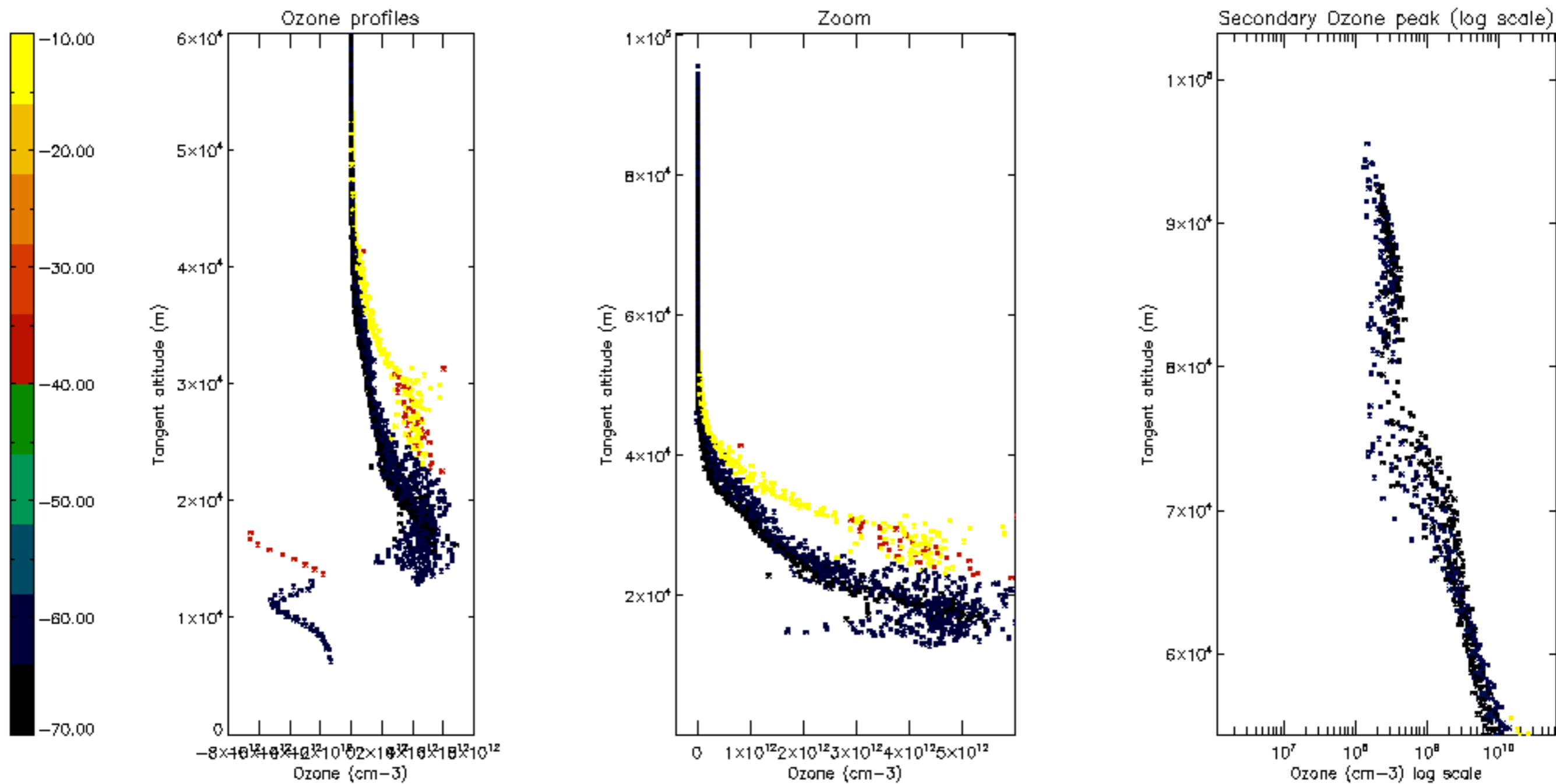


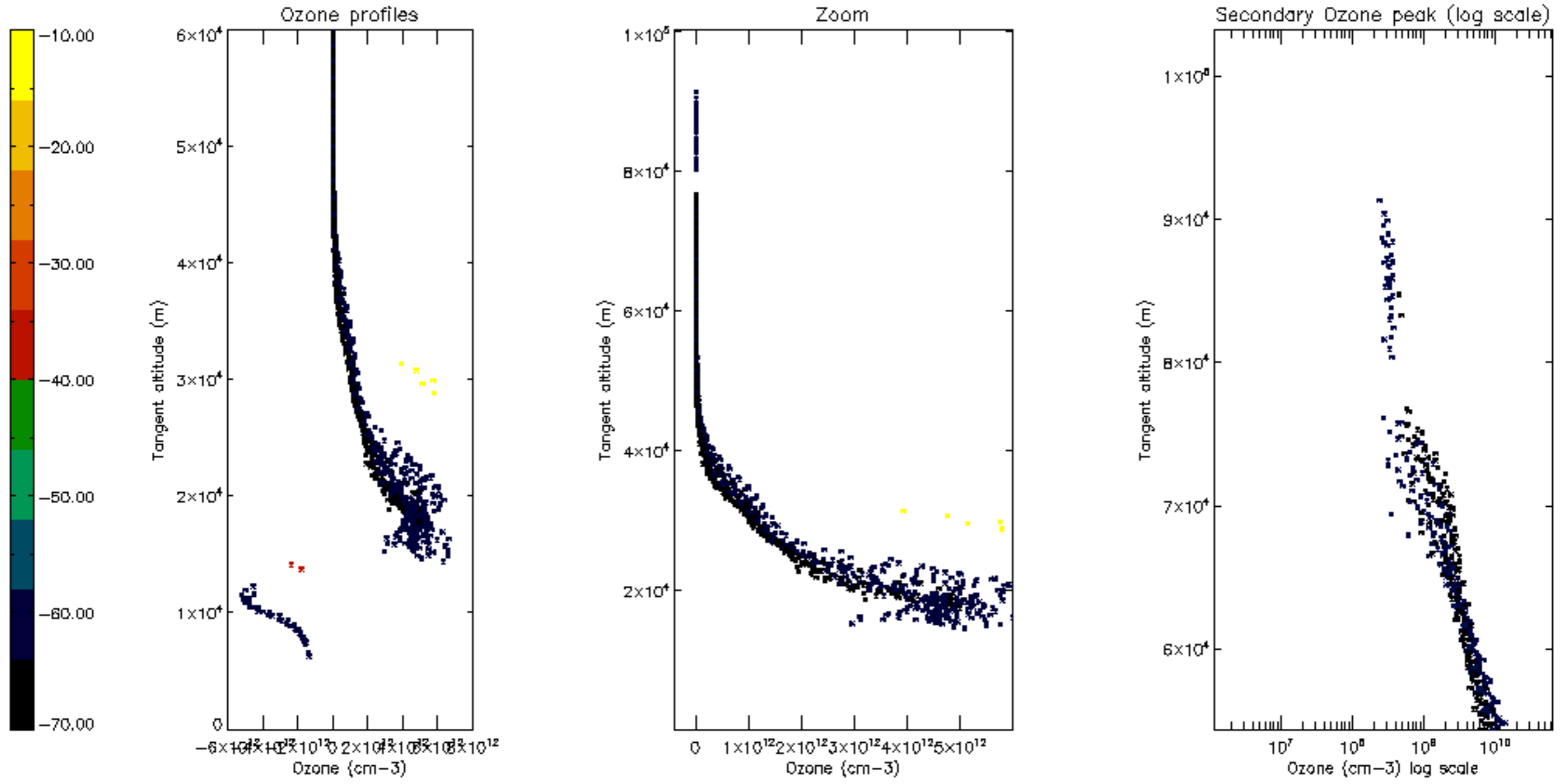
Percentage of saturation errors per profile

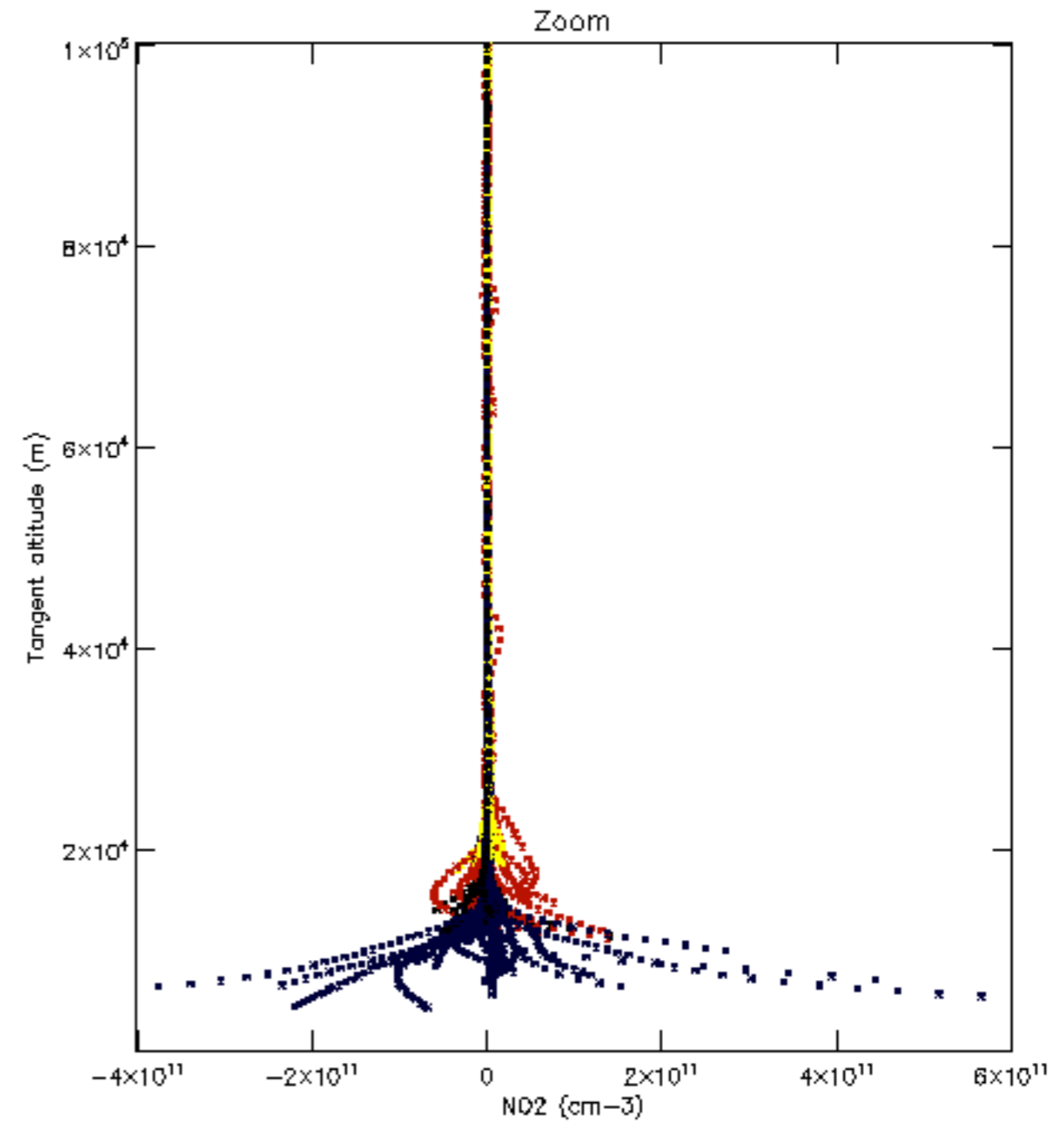
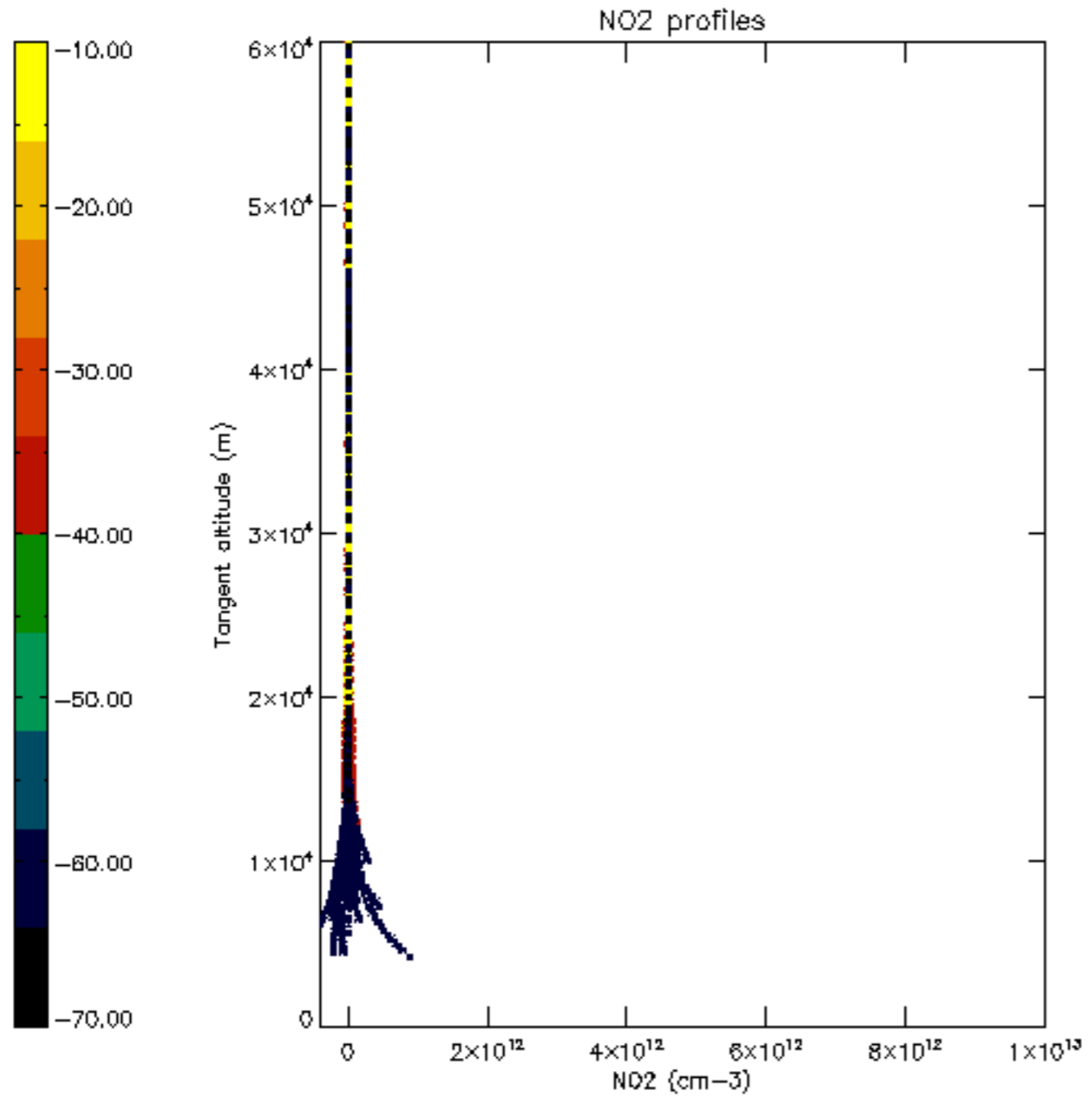


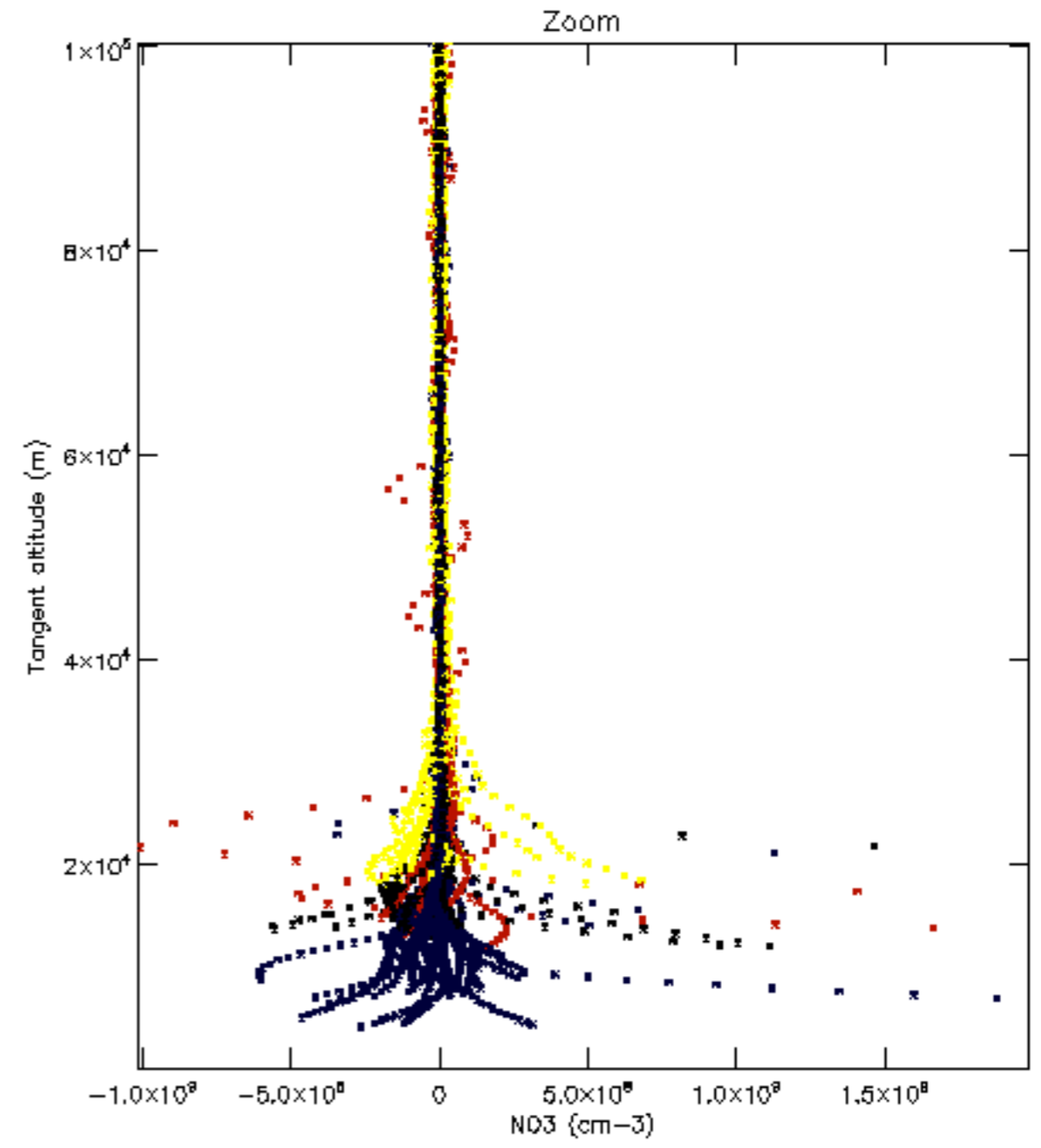
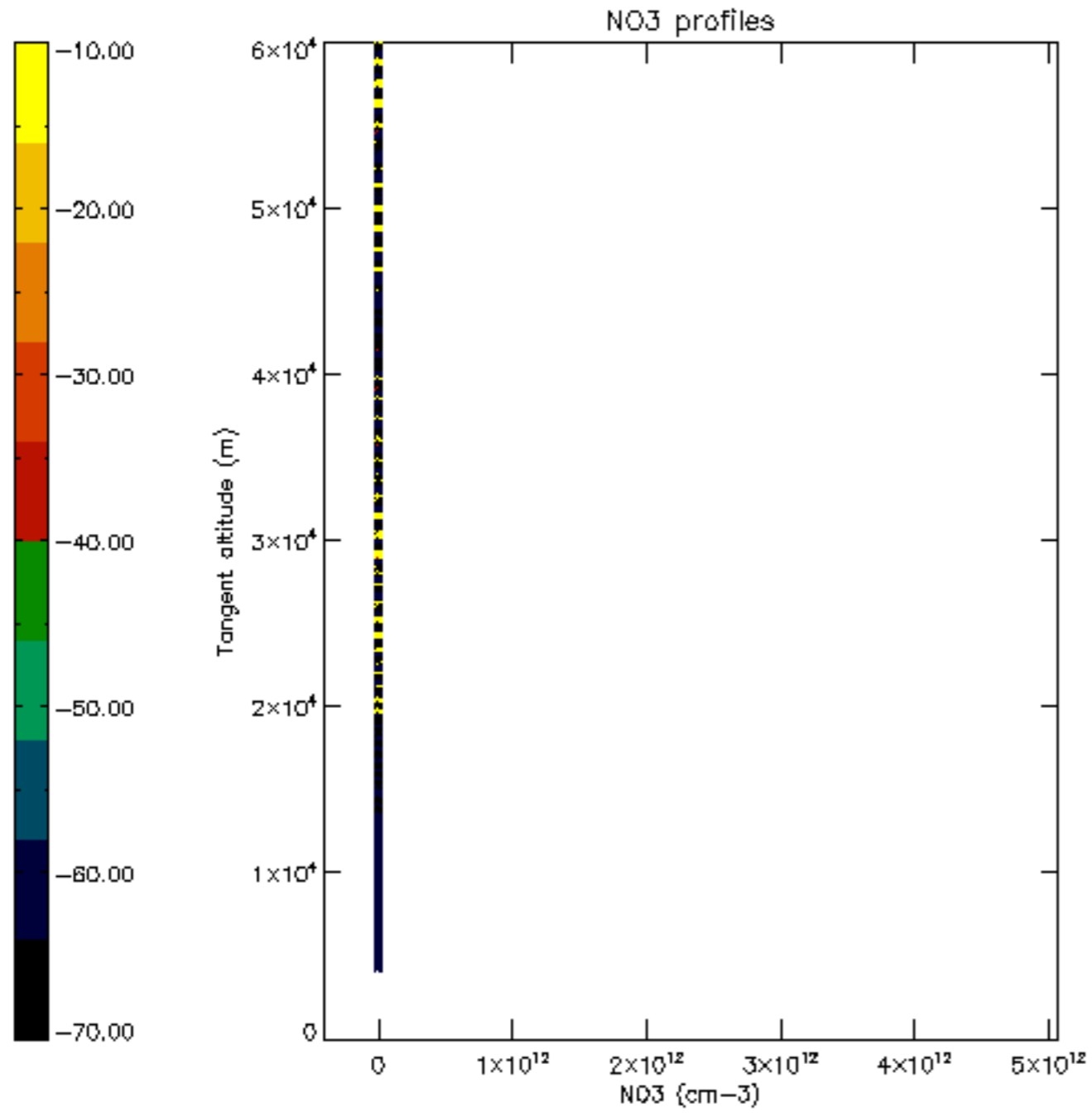


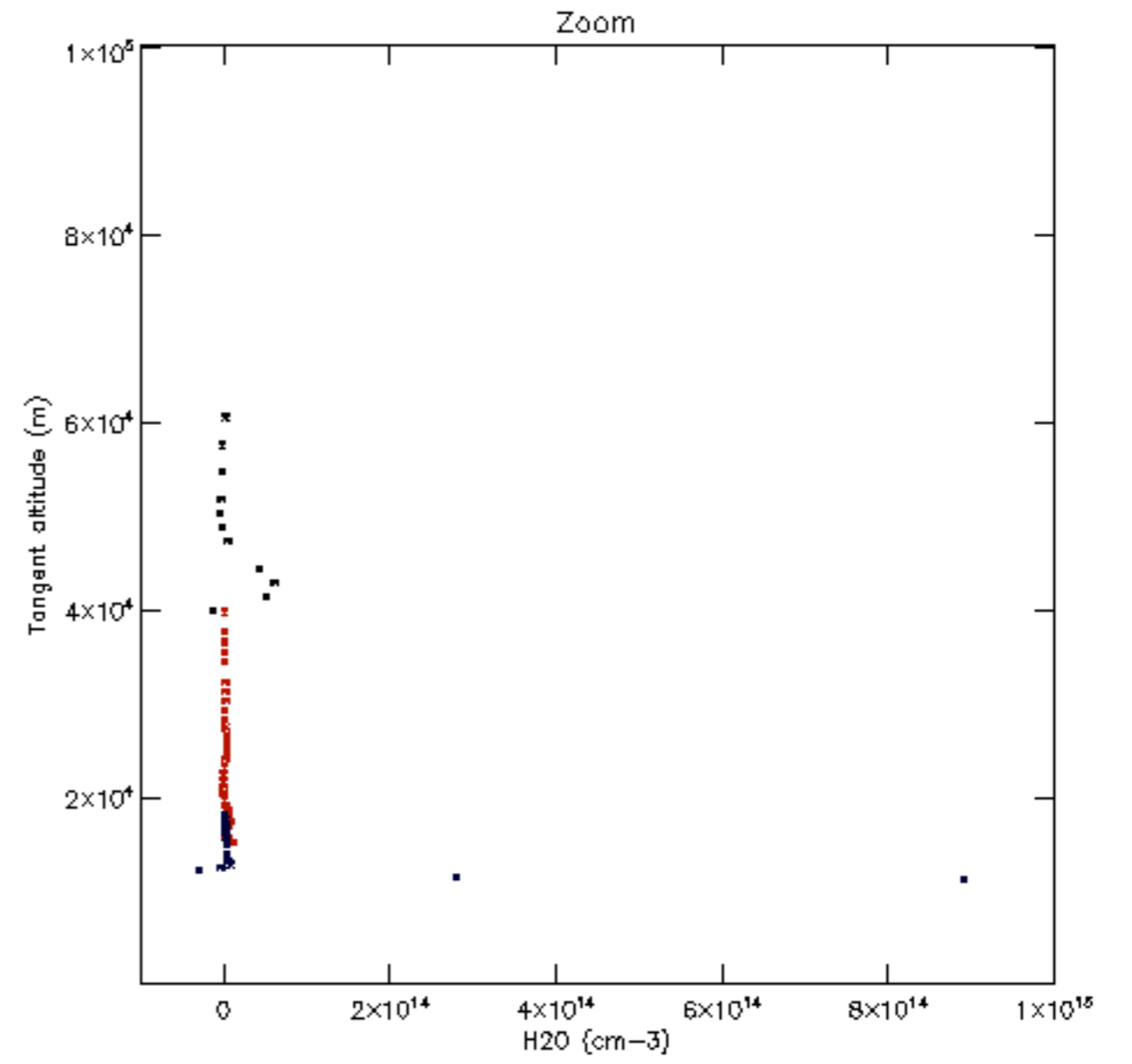
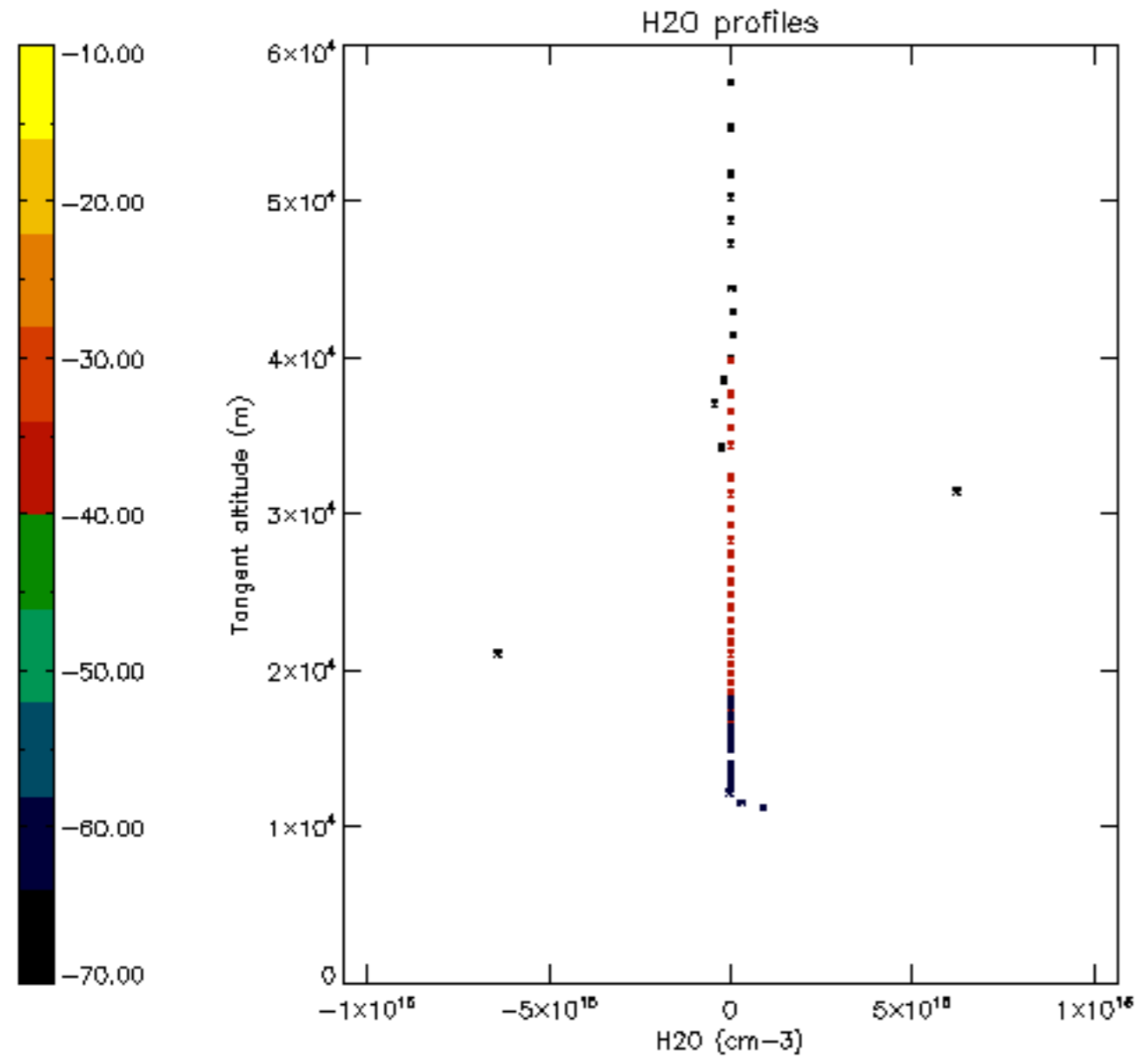


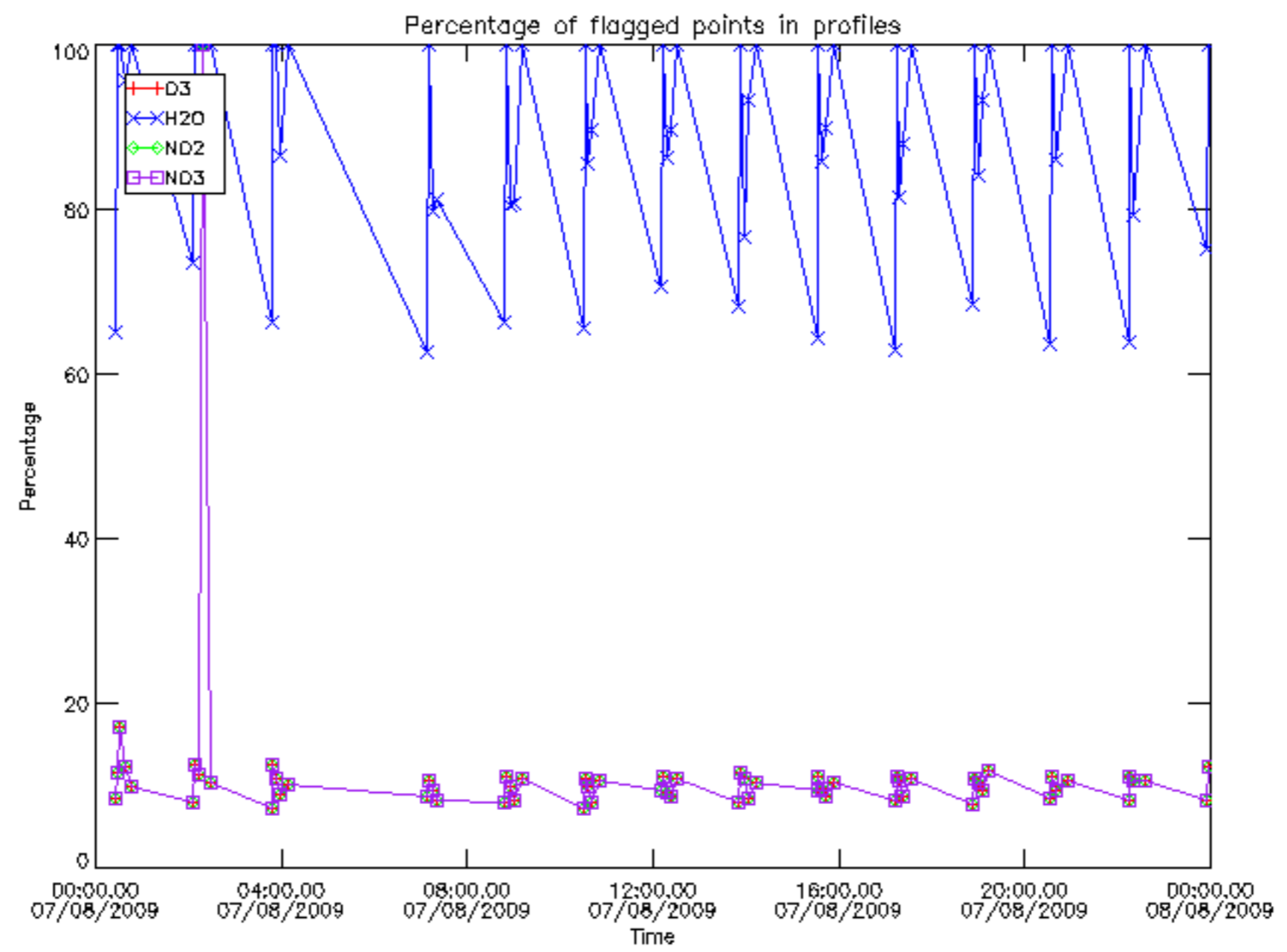




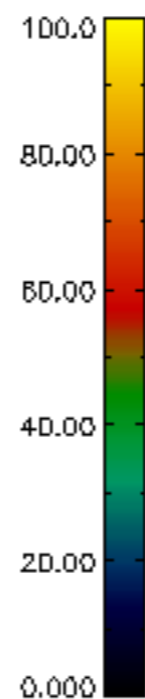
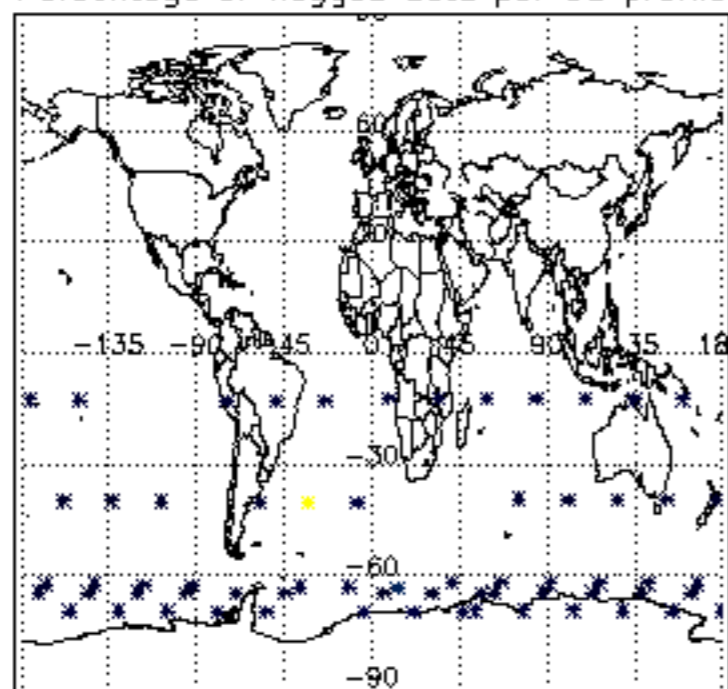




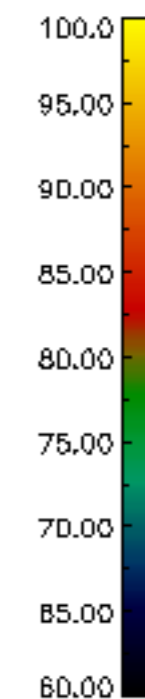
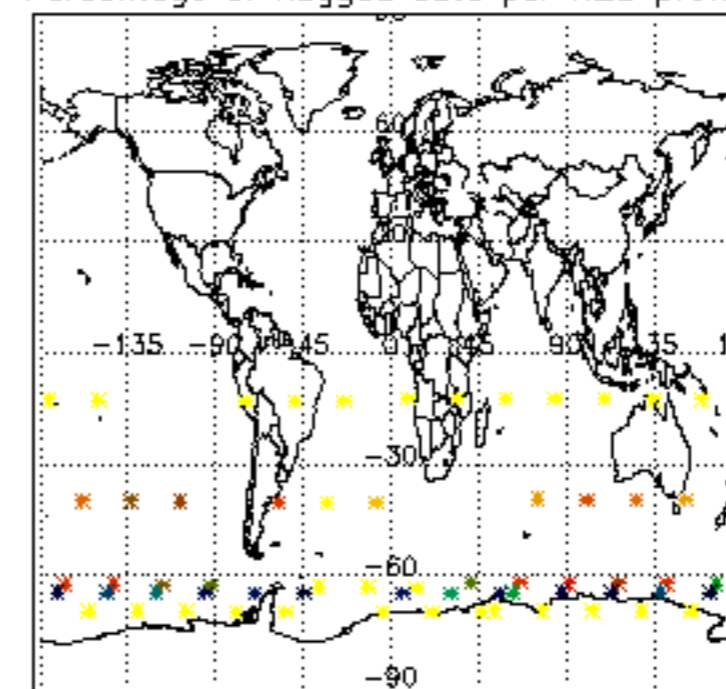




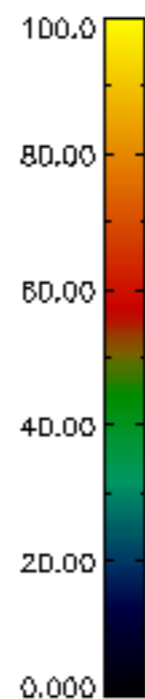
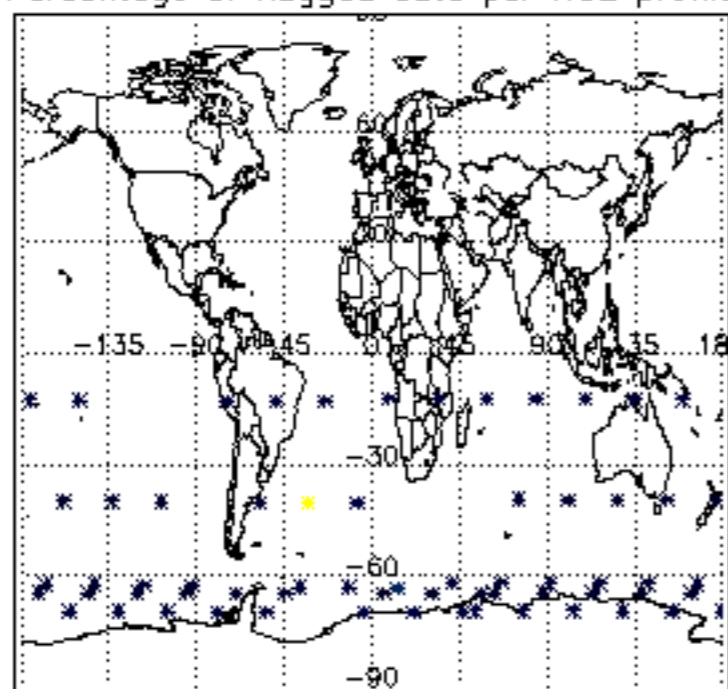
Percentage of flagged data per D3 profile



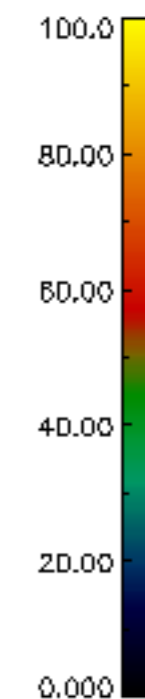
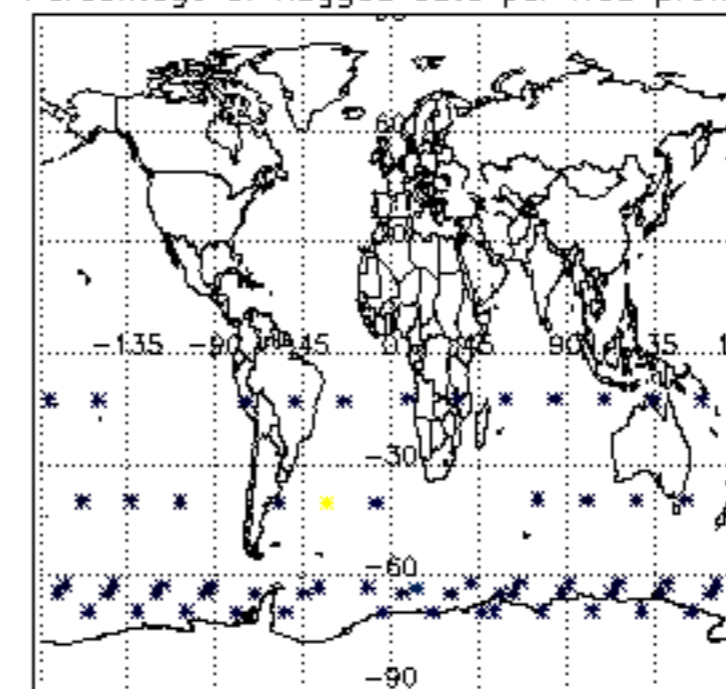
Percentage of flagged data per H2O profile

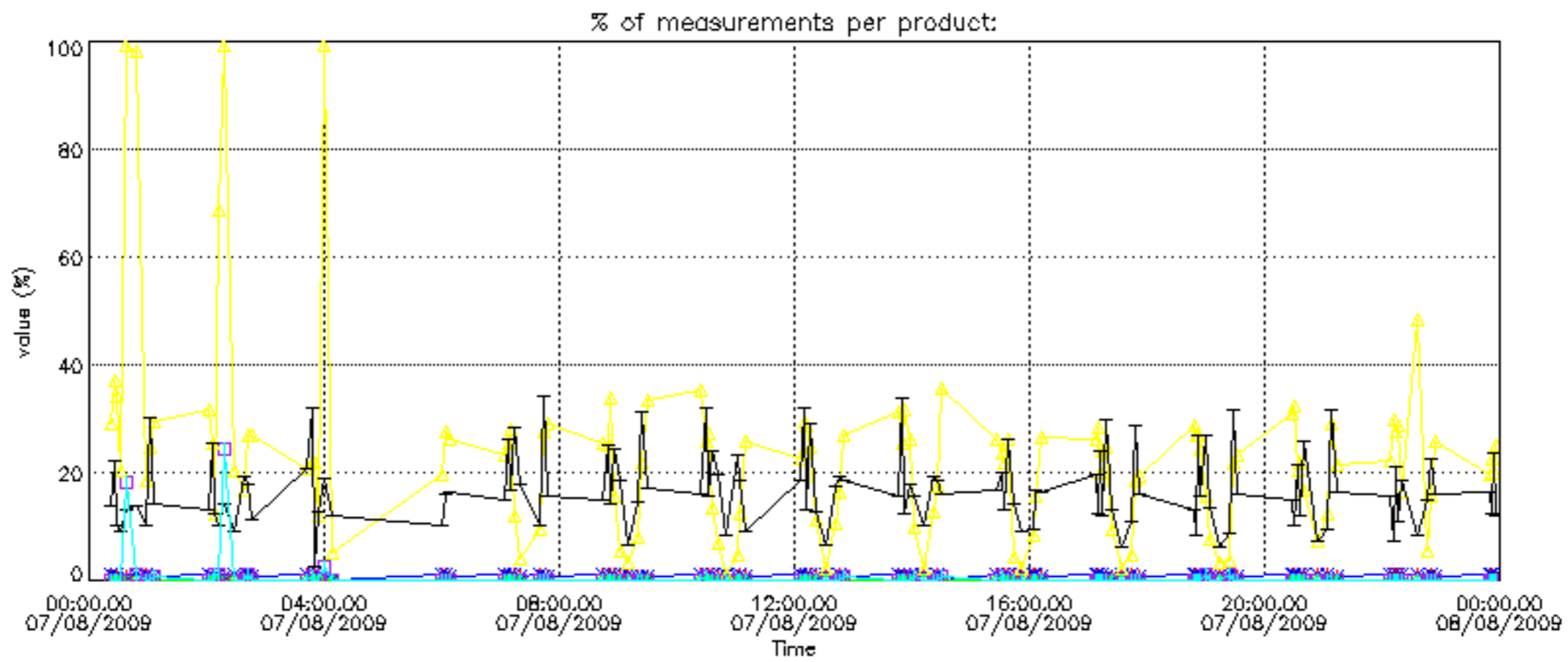


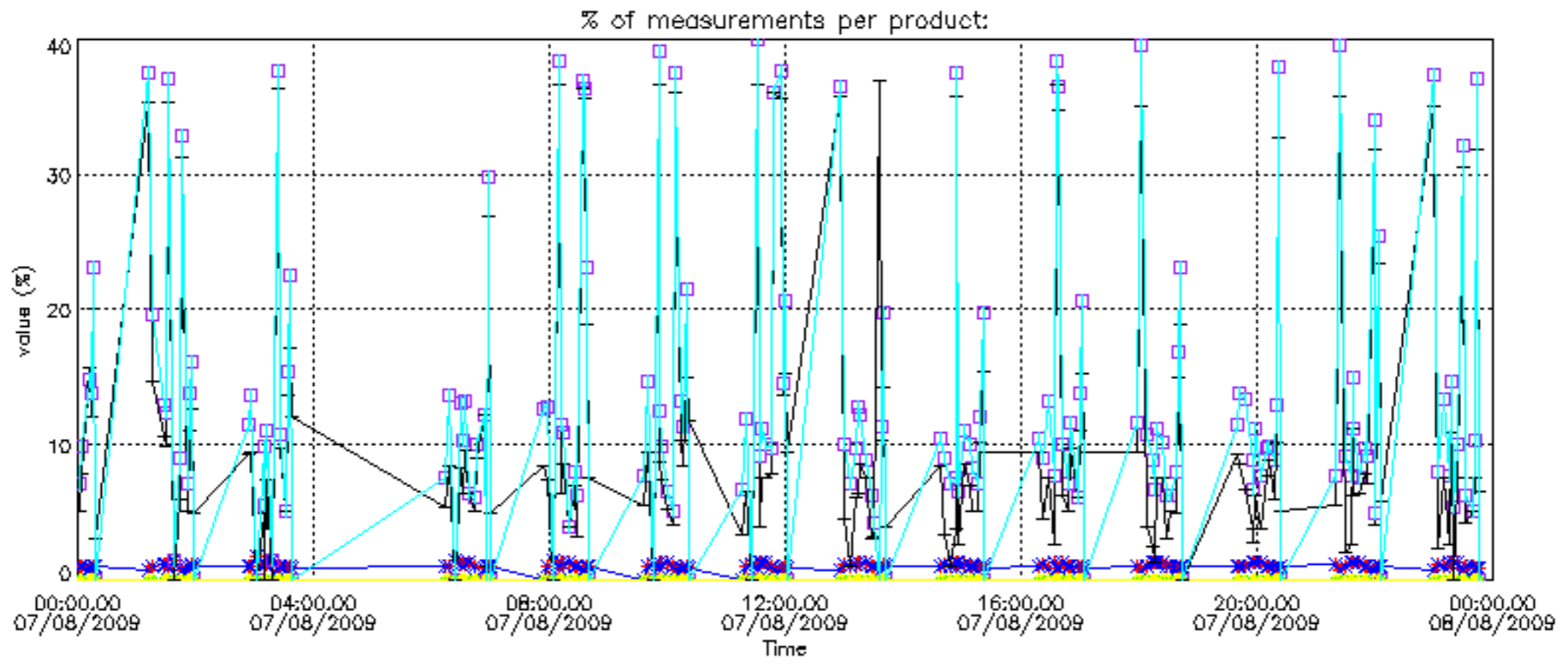
Percentage of flagged data per NO2 profile



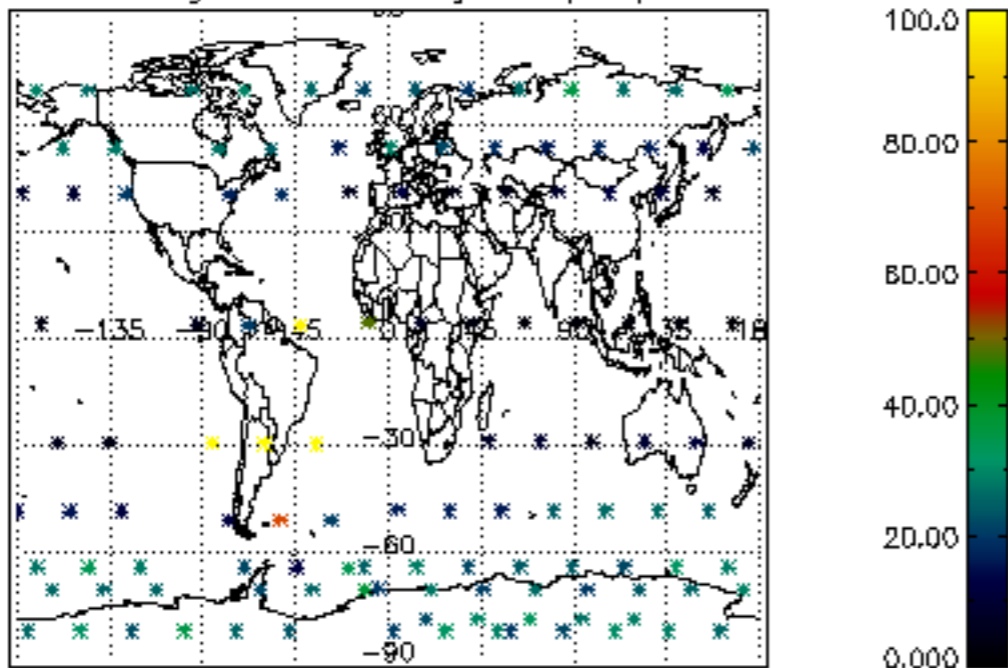
Percentage of flagged data per NO3 profile



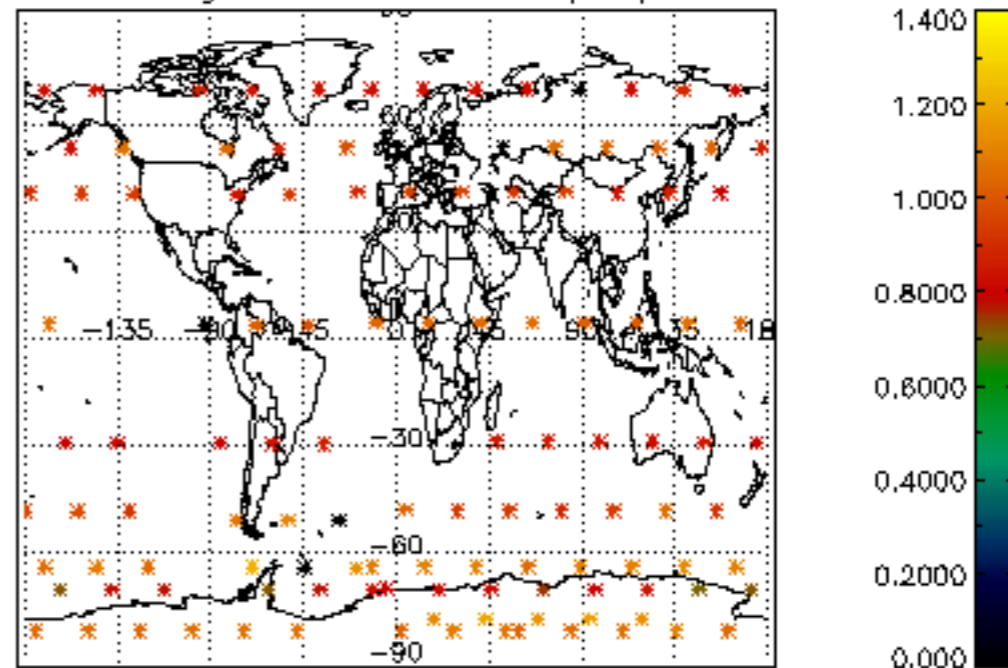




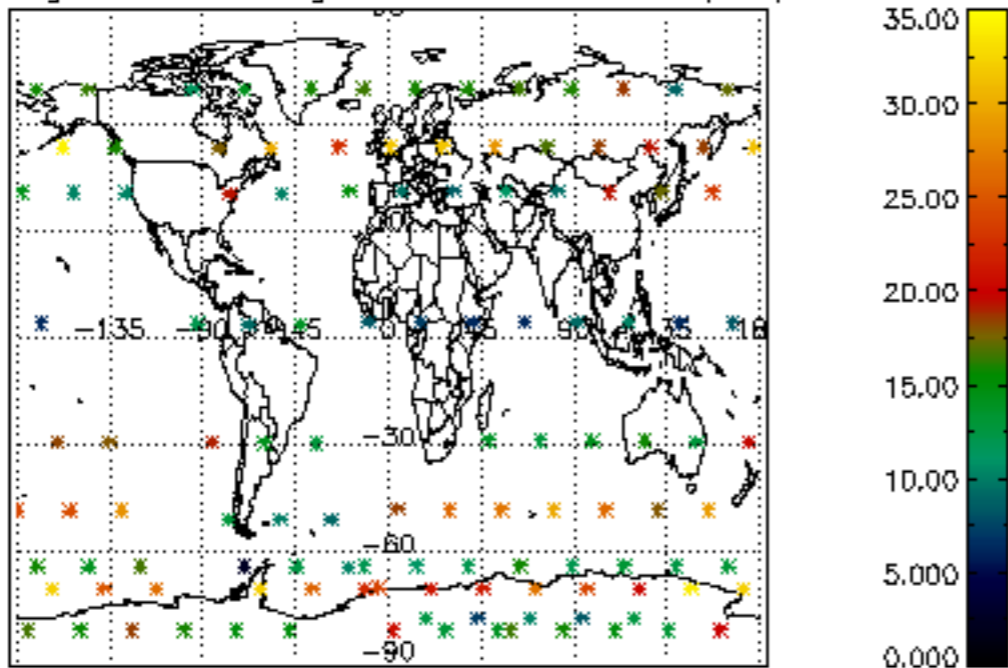
Percentage of cosmic ray hits per profile



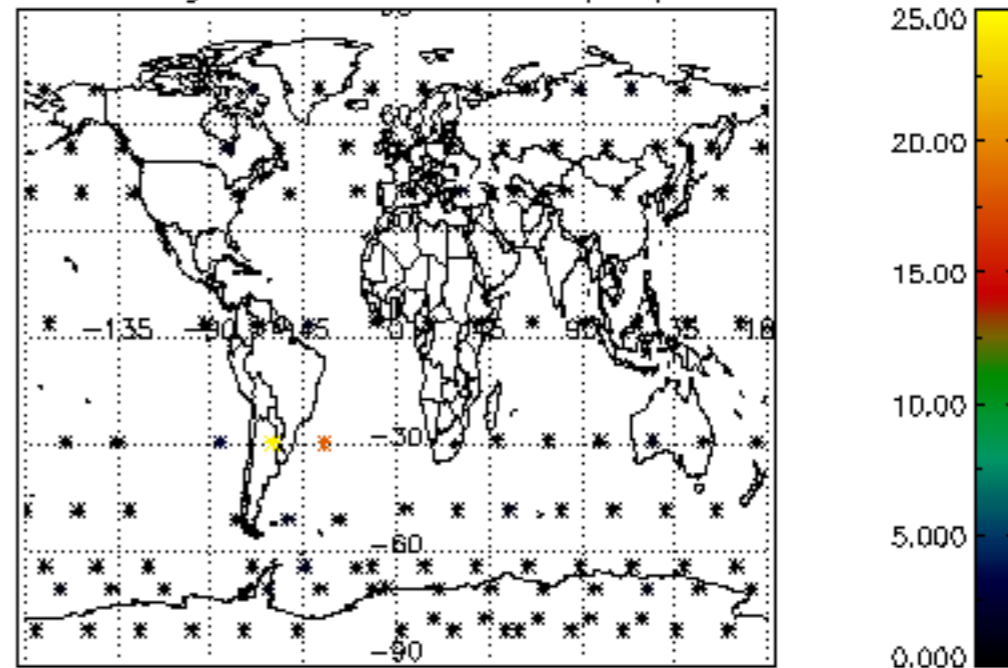
Percentage of datation errors per profile



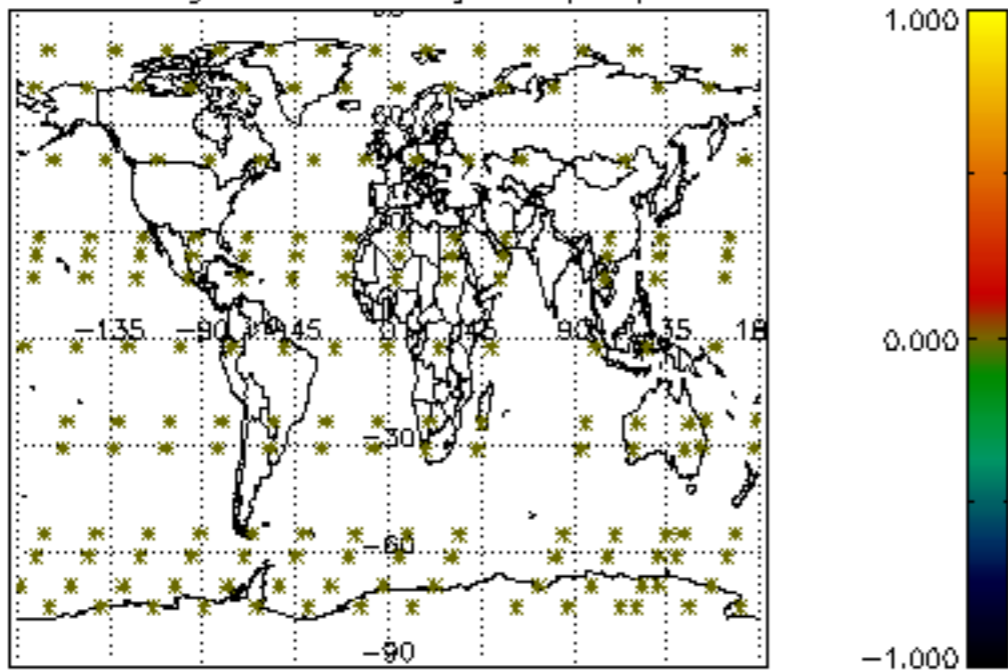
Percentage of star falling outside central band per profile



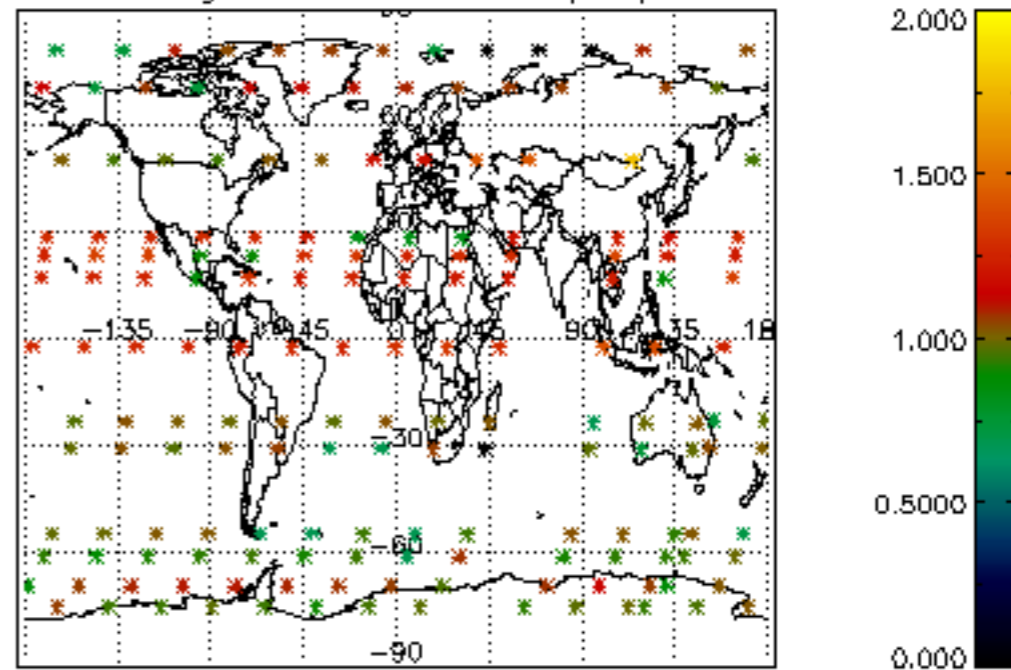
Percentage of saturation errors per profile



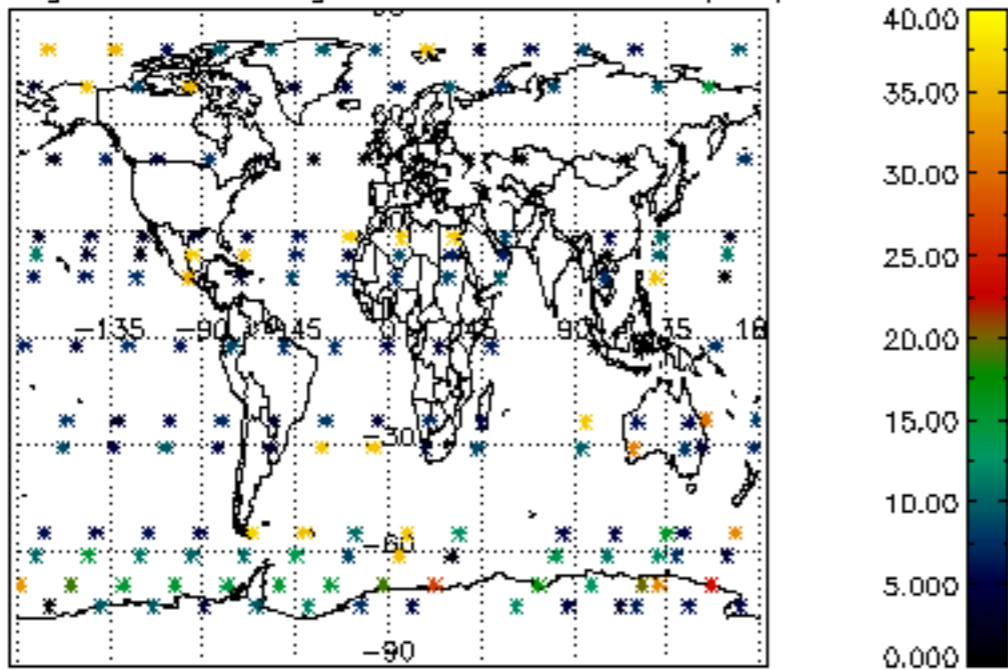
Percentage of cosmic ray hits per profile



Percentage of datation errors per profile



Percentage of star falling outside central band per profile



Percentage of saturation errors per profile

