

GOMOS Level 2 Daily Report

SUMMARY

[1. General Info](#)

[2. Summary of processed GOM_NL_2P products](#)

[3. Level 2 Quality information per product](#)

[3.1 Plot of level 2 quality information per product \(time dependant\)](#)

[3.2 Plot of level 2 quality information per product \(world map\)](#)

[4. Level 1 Quality information per product \(stored on level 2 products\)](#)

[4.1 Plot of level 1 quality information per product \(time dependant\)](#)

[4.1.1 Plot of level 1 quality information per product \(time dependant\): ASCENDING](#)

[4.1.2 Plot of level 1 quality information per product \(time dependant\): DESCENDING](#)

[4.2 Plot of level 1 quality information per product \(world map\)](#)

[4.2.1 Plot of level 1 quality information per product \(world map\): ASCENDING](#)

[4.2.2 Plot of level 1 quality information per product \(world map\): DESCENDING](#)

[5. Ozone profiles based on quality statistics and other trace gas profiles](#)

[5.1 Ozone statistics based on quality of products](#)

[5.2 Plot ozone profiles for all STD \(dark without errors\)](#)

[5.3 Plot ozone profiles where STD < 20% \(dark without errors\)](#)

[5.4. Plot ozone profiles where STD < 10% \(dark without errors\)](#)

[5.5. Plot ozone profiles where STD < 5% \(dark without errors\)](#)

[5.6 Plot NO2 profiles for all STD \(dark without errors\)](#)

[5.7 Plot NO3 profiles for all STD \(dark without errors\)](#)

[5.8 Plot H2O profiles \(only for occultations of stars 1,2,3,4,13,14,16,26,63 dark without errors\) for all STD](#)

[6. Auxiliary Data Files used for the production reported in section 2](#)

This report presents the daily analysis on parameters extracted from GOMOS level 2 data (GOM_NL__2P). It is intended to monitor some important parameters that will impact the quality of these products. A list of level 2 products (and content) that have arrived during the reporting day to the PCF is also given.

Item	Value
Time of report generation	26APR2013 11:23:49
Data source version	GOMOS/6.01
Start time of products	03-08-2009 (03AUG2009 00:00:00)
Stop time of products	04-08-2009 (04AUG2009 00:00:00)
Store outputs in DB	Yes
Nb of level 2 prods	250
Nb of prods with errors	0

2. Summary of processed GOM_NL__2P products.

Nr	Filename	UTC Start time	Limb	Duration	Star Id	Star Name	Star Mag	Star Temp	Nb Meas	Orbit	Prod. error
1	GOM_NL__2PRFIN20090803_000146_000000492081_00188_38819_5293.N1	03-AUG-2009 00:01:46	Bright	48.500	154	22Bet Aqr	2.8990	5700.0	97	38819	No
2	GOM_NL__2PRFIN20090803_001413_000000422081_00188_38819_5294.N1	03-AUG-2009 00:14:13	Bright	42.000	92	53Eps Cyg	2.5000	4500.0	84	38819	No
3	GOM_NL__2PRFIN20090803_001722_000000422081_00188_38819_5295.N1	03-AUG-2009 00:17:22	Bright	41.500	19	50Alp Cyg	1.2460	10500.	83	38819	No
4	GOM_NL__2PRFIN20090803_002247_000000362081_00188_38819_5296.N1	03-AUG-2009 00:22:47	Bright	35.500	89	5Alp Cep	2.4510	8000.0	71	38819	No
5	GOM_NL__2PRFIN20090803_002904_000000512081_00188_38819_5297.N1	03-AUG-2009 00:29:04	Bright	51.000	74	11Bet Cas	2.2680	6600.0	102	38819	No
6	GOM_NL__2PRFIN20090803_003105_000000512081_00188_38819_5298.N1	03-AUG-2009 00:31:05	Bright	51.000	76	27Gam Cas	2.3000	30000.	102	38819	No
7	GOM_NL__2PRFIN20090803_003737_000000702081_00188_38819_5299.N1	03-AUG-2009 00:37:37	Bright	70.000	160	23Gam Per	2.9300	4700.0	140	38819	No
8	GOM_NL__2PRFIN20090803_003919_000000532081_00188_38819_5300.N1	03-AUG-2009 00:39:19	Bright	53.000	35	33Alp Per	1.7950	6250.0	106	38819	No
9	GOM_NL__2PRFIN20090803_004322_000000512081_00188_38819_5301.N1	03-AUG-2009 00:43:22	Bright	51.000	149	45Eps Per	2.8880	30000.	102	38819	No
10	GOM_NL__2PRFIN20090803_004634_000000572081_00188_38819_5302.N1	03-AUG-2009 00:46:34	Twilight	56.500	150	44Zet Per	2.8900	28000.	113	38819	No
11	GOM_NL__2PRFIN20090803_005129_000000582081_00188_38819_5303.N1	03-AUG-2009 00:51:29	Dark	58.000	13	87Alp Tau	0.86700	3800.0	116	38819	No
12	GOM_NL__2PRFIN20090803_010244_000000532081_00188_38819_5304.N1	03-AUG-2009 01:02:44	Dark	52.500	165	34Gam Eri	2.9500	3200.0	105	38819	No
13	GOM_NL__2PRFIN20090803_011209_000000472081_00189_38820_5338.N1	03-AUG-2009 01:12:09	Dark	46.500	157	The1Eri	2.9060	9300.0	93	38820	No
14	GOM_NL__2PRFIN20090803_012228_000000562081_00189_38820_5339.N1	03-AUG-2009 01:22:28	Straylight	56.000	84	Alp Phe	2.3970	4500.0	112	38820	No
15	GOM_NL__2PRFIN20090803_012631_000000532081_00189_38820_5340.N1	03-AUG-2009 01:26:31	Straylight	53.000	63	Bet Gru	2.1500	2800.0	106	38820	No
16	GOM_NL__2PRFIN20090803_013117_000000502081_00189_38820_5341.N1	03-AUG-2009 01:31:17	Twilight	50.000	18	24Alp PsA	1.1660	9700.0	100	38820	No
17	GOM_NL__2PRFIN20090803_013817_000000512081_00189_38820_5342.N1	03-AUG-2009 01:38:17	Bright	51.000	142	49Del Cap	2.8500	8900.0	102	38820	No
18	GOM_NL__2PRFIN20090803_014222_000000522081_00189_38820_5343.N1	03-AUG-2009 01:42:22	Bright	51.500	154	22Bet Aqr	2.8990	5700.0	103	38820	No
19	GOM_NL__2PRFIN20090803_015449_000000442081_00189_38820_5344.N1	03-AUG-2009 01:54:49	Bright	43.500	92	53Eps Cyg	2.5000	4500.0	87	38820	No
20	GOM_NL__2PRFIN20090803_015757_000000402081_00189_38820_5345.N1	03-AUG-2009 01:57:57	Bright	40.000	19	50Alp Cyg	1.2460	10500.	80	38820	No
21	GOM_NL__2PRFIN20090803_020323_000000372081_00189_38820_5346.N1	03-AUG-2009 02:03:23	Bright	36.500	89	5Alp Cep	2.4510	8000.0	73	38820	No
22	GOM_NL__2PRFIN20090803_020940_000000532081_00189_38820_5347.N1	03-AUG-2009 02:09:40	Bright	52.500	74	11Bet Cas	2.2680	6600.0	105	38820	No
23	GOM_NL__2PRFIN20090803_021140_000000552081_00189_38820_5348.N1	03-AUG-2009 02:11:40	Bright	55.000	76	27Gam Cas	2.3000	30000.	110	38820	No
24	GOM_NL__2PRFIN20090803_021812_000000472081_00189_38820_5349.N1	03-AUG-2009 02:18:12	Bright	47.000	160	23Gam Per	2.9300	4700.0	94	38820	No
25	GOM_NL__2PRFIN20090803_021954_000000522081_00189_38820_5350.N1	03-AUG-2009 02:19:54	Bright	52.000	35	33Alp Per	1.7950	6250.0	104	38820	No
26	GOM_NL__2PRFIN20090803_022358_000000492081_00189_38820_5351.N1	03-AUG-2009 02:23:58	Bright	49.000	149	45Eps Per	2.8880	30000.	98	38820	No
27	GOM_NL__2PRFIN20090803_022710_000000582081_00189_38820_5352.N1	03-AUG-2009 02:27:10	Twilight	57.500	150	44Zet Per	2.8900	28000.	115	38820	No
28	GOM_NL__2PRFIN20090803_023205_000000652081_00189_38820_5353.N1	03-AUG-2009 02:32:05	Dark	65.000	13	87Alp Tau	0.86700	3800.0	130	38820	No
29	GOM_NL__2PRFIN20090803_024321_000000582081_00189_38820_5354.N1	03-AUG-2009 02:43:21	Dark	58.000	165	34Gam Eri	2.9500	3200.0	116	38820	No
30	GOM_NL__2PRFIN20090803_025246_000000482081_00190_38821_5354.N1	03-AUG-2009 02:52:46	Dark	48.000	157	The1Eri	2.9060	9300.0	96	38821	No
31	GOM_NL__2PRFIN20090803_030305_000000622081_00190_38821_5355.N1	03-AUG-2009 03:03:05	Straylight	62.000	84	Alp Phe	2.3970	4500.0	124	38821	No
32	GOM_NL__2PRFIN20090803_030707_000000592081_00190_38821_5356.N1	03-AUG-2009 03:07:07	Straylight	58.500	63	Bet Gru	2.1500	2800.0	117	38821	No
33	GOM_NL__2PRFIN20090803_031154_000000502081_00190_38821_5357.N1	03-AUG-2009 03:11:54	Twilight	50.000	18	24Alp PsA	1.1660	9700.0	100	38821	No
34	GOM_NL__2PRFIN20090803_031853_000000502081_00190_38821_5358.N1	03-AUG-2009 03:18:53	Bright	50.000	142	49Del Cap	2.8500	8900.0	100	38821	No
35	GOM_NL__2PRFIN20090803_032258_000000512081_00190_38821_5359.N1	03-AUG-2009 03:22:58	Bright	51.000	154	22Bet Aqr	2.8990	5700.0	102	38821	No
36	GOM_NL__2PRFIN20090803_033524_000000442081_00190_38821_5360.N1	03-AUG-2009 03:35:24	Bright	43.500	92	53Eps Cyg	2.5000	4500.0	87	38821	No
37	GOM_NL__2PRFIN20090803_033833_000000412081_00190_38821_5361.N1	03-AUG-2009 03:38:33	Bright	41.000	19	50Alp Cyg	1.2460	10500.	82	38821	No
38	GOM_NL__2PRFIN20090803_034358_000000402081_00190_38821_5362.N1	03-AUG-2009 03:43:58	Bright	40.000	89	5Alp Cep	2.4510	8000.0	80	38821	No
39	GOM_NL__2PRFIN20090803_035015_000000482081_00190_38821_5363.N1	03-AUG-2009 03:50:15	Bright	48.000	74	11Bet Cas	2.2680	6600.0	96	38821	No
40	GOM_NL__2PRFIN20090803_035216_000000512081_00190_38821_5364.N1	03-AUG-2009 03:52:16	Bright	50.500	76	27Gam Cas	2.3000	30000.	101	38821	No
41	GOM_NL__2PRFIN20090803_035848_000000492081_00190_38821_5365.N1	03-AUG-2009 03:58:48	Bright	49.000	160	23Gam Per	2.9300	4700.0	98	38821	No
42	GOM_NL__2PRFIN20090803_040030_000000512081_00190_38821_5366.N1	03-AUG-2009 04:00:30	Bright	51.000	35	33Alp Per	1.7950	6250.0	102	38821	No

43	GOM_NL__2PRFIN20090803_040434_000000482081_00190_38821_5367.N1	03-AUG-2009 04:04:34	Bright	47.500	149	45Eps Per	2.8880	30000.	95	38821	No
44	GOM_NL__2PRFIN20090803_040746_000000562081_00190_38821_5368.N1	03-AUG-2009 04:07:46	Twilight	56.000	150	44Zet Per	2.8900	28000.	112	38821	No
45	GOM_NL__2PRFIN20090803_041242_000000562081_00190_38821_5369.N1	03-AUG-2009 04:12:42	Dark	55.500	13	87Alp Tau	0.86700	3800.0	111	38821	No
46	GOM_NL__2PRFIN20090803_042358_000000542081_00190_38821_5370.N1	03-AUG-2009 04:23:58	Dark	53.500	165	34Gam Eri	2.9500	3200.0	107	38821	No
47	GOM_NL__2PRFIN20090803_043322_000000482081_00191_38822_5365.N1	03-AUG-2009 04:33:22	Dark	48.000	157	The1Eri	2.9060	9300.0	96	38822	No
48	GOM_NL__2PRFIN20090803_044342_000000592081_00191_38822_5366.N1	03-AUG-2009 04:43:42	Straylight	58.500	84	Alp Phe	2.3970	4500.0	117	38822	No
49	GOM_NL__2PRFIN20090803_044744_000000582081_00191_38822_5367.N1	03-AUG-2009 04:47:44	Straylight	57.500	63	Bet Gru	2.1500	2800.0	115	38822	No
50	GOM_NL__2PRFIN20090803_045230_000000532081_00191_38822_5368.N1	03-AUG-2009 04:52:30	Twilight	53.000	18	24Alp PsA	1.1660	9700.0	106	38822	No
51	GOM_NL__2PRFIN20090803_045929_000000512081_00191_38822_5369.N1	03-AUG-2009 04:59:29	Bright	51.000	142	49Del Cap	2.8500	8900.0	102	38822	No
52	GOM_NL__2PRFIN20090803_050333_000000502081_00191_38822_5370.N1	03-AUG-2009 05:03:33	Bright	50.000	154	22Bet Aqr	2.8990	5700.0	100	38822	No
53	GOM_NL__2PRFIN20090803_051600_000000442081_00191_38822_5371.N1	03-AUG-2009 05:16:00	Bright	43.500	92	53Eps Cyg	2.5000	4500.0	87	38822	No
54	GOM_NL__2PRFIN20090803_051908_000000412081_00191_38822_5372.N1	03-AUG-2009 05:19:08	Bright	41.000	19	50Alp Cyg	1.2460	10500.	82	38822	No
55	GOM_NL__2PRFIN20090803_052434_000000402081_00191_38822_5373.N1	03-AUG-2009 05:24:34	Bright	40.000	89	5Alp Cep	2.4510	8000.0	80	38822	No
56	GOM_NL__2PRFIN20090803_053050_000000502081_00191_38822_5374.N1	03-AUG-2009 05:30:50	Bright	49.500	74	11Bet Cas	2.2680	6600.0	99	38822	No
57	GOM_NL__2PRFIN20090803_053251_000000502081_00191_38822_5375.N1	03-AUG-2009 05:32:51	Bright	50.000	76	27Gam Cas	2.3000	30000.	100	38822	No
58	GOM_NL__2PRFIN20090803_053923_000000482081_00191_38822_5376.N1	03-AUG-2009 05:39:23	Bright	47.500	160	23Gam Per	2.9300	4700.0	95	38822	No
59	GOM_NL__2PRFIN20090803_054106_000000482081_00191_38822_5377.N1	03-AUG-2009 05:41:06	Bright	47.500	35	33Alp Per	1.7950	6250.0	95	38822	No
60	GOM_NL__2PRFIN20090803_054317_000000432081_00191_38822_5378.N1	03-AUG-2009 05:43:17	Bright	42.500	6	13Alp Aur	0.080000	3400.0	85	38822	No
61	GOM_NL__2PRFIN20090803_054510_000000482081_00191_38822_5379.N1	03-AUG-2009 05:45:10	Bright	48.000	149	45Eps Per	2.8880	30000.	96	38822	No
62	GOM_NL__2PRFIN20090803_054822_000000572081_00191_38822_5380.N1	03-AUG-2009 05:48:22	Twilight	56.500	150	44Zet Per	2.8900	28000.	113	38822	No
63	GOM_NL__2PRFIN20090803_055318_000000662081_00191_38822_5381.N1	03-AUG-2009 05:53:18	Dark	66.000	13	87Alp Tau	0.86700	3800.0	132	38822	No
64	GOM_NL__2PRFIN20090803_060435_000000582081_00191_38822_5382.N1	03-AUG-2009 06:04:35	Dark	58.000	165	34Gam Eri	2.9500	3200.0	116	38822	No
65	GOM_NL__2PRFIN20090803_061359_000000462081_00192_38823_5382.N1	03-AUG-2009 06:13:59	Dark	45.500	157	The1Eri	2.9060	9300.0	91	38823	No
66	GOM_NL__2PRFIN20090803_062419_000000632081_00192_38823_5383.N1	03-AUG-2009 06:24:19	Straylight	63.000	84	Alp Phe	2.3970	4500.0	126	38823	No
67	GOM_NL__2PRFIN20090803_062820_000000582081_00192_38823_5384.N1	03-AUG-2009 06:28:20	Straylight	57.500	63	Bet Gru	2.1500	2800.0	115	38823	No
68	GOM_NL__2PRFIN20090803_063307_000000532081_00192_38823_5385.N1	03-AUG-2009 06:33:07	Twilight	53.000	18	24Alp PsA	1.1660	9700.0	106	38823	No
69	GOM_NL__2PRFIN20090803_064005_000000502081_00192_38823_5386.N1	03-AUG-2009 06:40:05	Bright	49.500	142	49Del Cap	2.8500	8900.0	99	38823	No
70	GOM_NL__2PRFIN20090803_064409_000000512081_00192_38823_5387.N1	03-AUG-2009 06:44:09	Bright	51.000	154	22Bet Aqr	2.8990	5700.0	102	38823	No
71	GOM_NL__2PRFIN20090803_065635_000000622081_00192_38823_5388.N1	03-AUG-2009 06:56:35	Bright	62.000	92	53Eps Cyg	2.5000	4500.0	124	38823	No
72	GOM_NL__2PRFIN20090803_065944_000000422081_00192_38823_5389.N1	03-AUG-2009 06:59:44	Bright	41.500	19	50Alp Cyg	1.2460	10500.	83	38823	No
73	GOM_NL__2PRFIN20090803_070510_000000402081_00192_38823_5390.N1	03-AUG-2009 07:05:10	Bright	39.500	89	5Alp Cep	2.4510	8000.0	79	38823	No
74	GOM_NL__2PRFIN20090803_071125_000000492081_00192_38823_5391.N1	03-AUG-2009 07:11:25	Bright	49.000	74	11Bet Cas	2.2680	6600.0	98	38823	No
75	GOM_NL__2PRFIN20090803_071326_000000502081_00192_38823_5392.N1	03-AUG-2009 07:13:26	Bright	49.500	76	27Gam Cas	2.3000	30000.	99	38823	No
76	GOM_NL__2PRFIN20090803_071959_000000482081_00192_38823_5393.N1	03-AUG-2009 07:19:59	Bright	47.500	160	23Gam Per	2.9300	4700.0	95	38823	No
77	GOM_NL__2PRFIN20090803_072141_000000522081_00192_38823_5394.N1	03-AUG-2009 07:21:41	Bright	52.000	35	33Alp Per	1.7950	6250.0	104	38823	No
78	GOM_NL__2PRFIN20090803_072353_000000452081_00192_38823_5395.N1	03-AUG-2009 07:23:53	Bright	44.500	6	13Alp Aur	0.080000	3400.0	89	38823	No
79	GOM_NL__2PRFIN20090803_072546_000000502081_00192_38823_5396.N1	03-AUG-2009 07:25:46	Bright	49.500	149	45Eps Per	2.8880	30000.	99	38823	No
80	GOM_NL__2PRFIN20090803_072858_000000552081_00192_38823_5397.N1	03-AUG-2009 07:28:58	Twilight	54.500	150	44Zet Per	2.8900	28000.	109	38823	No
81	GOM_NL__2PRFIN20090803_073355_000000542081_00192_38823_5398.N1	03-AUG-2009 07:33:55	Dark	53.500	13	87Alp Tau	0.86700	3800.0	107	38823	No
82	GOM_NL__2PRFIN20090803_074511_000000572081_00192_38823_5399.N1	03-AUG-2009 07:45:11	Dark	56.500	165	34Gam Eri	2.9500	3200.0	113	38823	No
83	GOM_NL__2PRFIN20090803_075436_000000492081_00193_38824_5396.N1	03-AUG-2009 07:54:36	Dark	49.000	157	The1Eri	2.9060	9300.0	98	38824	No
84	GOM_NL__2PRFIN20090803_080456_000000522081_00193_38824_5397.N1	03-AUG-2009 08:04:56	Straylight	52.000	84	Alp Phe	2.3970	4500.0	104	38824	No
85	GOM_NL__2PRFIN20090803_080857_000000602081_00193_38824_5398.N1	03-AUG-2009 08:08:57	Straylight	60.000	63	Bet Gru	2.1500	2800.0	120	38824	No
86	GOM_NL__2PRFIN20090803_081343_000000562081_00193_38824_5399.N1	03-AUG-2009 08:13:43	Twilight	56.000	18	24Alp PsA	1.1660	9700.0	112	38824	No
87	GOM_NL__2PRFIN20090803_082041_000000512081_00193_38824_5400.N1	03-AUG-2009 08:20:41	Bright	50.500	142	49Del Cap	2.8500	8900.0	101	38824	No
88	GOM_NL__2PRFIN20090803_082445_000000502081_00193_38824_5401.N1	03-AUG-2009 08:24:45	Bright	49.500	154	22Bet Aqr	2.8990	5700.0	99	38824	No
89	GOM_NL__2PRFIN20090803_083711_000000402081_00193_38824_5402.N1	03-AUG-2009 08:37:11	Bright	40.000	92	53Eps Cyg	2.5000	4500.0	80	38824	No
90	GOM_NL__2PRFIN20090803_084019_000000432081_00193_38824_5403.N1	03-AUG-2009 08:40:19	Bright	43.000	19	50Alp Cyg	1.2460	10500.	86	38824	No
91	GOM_NL__2PRFIN20090803_084545_000000392081_00193_38824_5404.N1	03-AUG-2009 08:45:45	Bright	39.000	89	5Alp Cep	2.4510	8000.0	78	38824	No
92	GOM_NL__2PRFIN20090803_085200_000000502081_00193_38824_5405.N1	03-AUG-2009 08:52:00	Bright	49.500	74	11Bet Cas	2.2680	6600.0	99	38824	No
93	GOM_NL__2PRFIN20090803_085401_000000492081_00193_38824_5406.N1	03-AUG-2009 08:54:01	Bright	48.500	76	27Gam Cas	2.3000	30000.	97	38824	No
94	GOM_NL__2PRFIN20090803_090035_000000552081_00193_38824_5407.N1	03-AUG-2009 09:00:35	Bright	54.500	160	23Gam Per	2.9300	4700.0	109	38824	No
95	GOM_NL__2PRFIN20090803_090217_000000502081_00193_38824_5408.N1	03-AUG-2009 09:02:17	Bright	50.000	35	33Alp Per	1.7950	6250.0	100	38824	No
96	GOM_NL__2PRFIN20090803_090429_000000462081_00193_38824_5409.N1	03-AUG-2009 09:04:29	Bright	46.000	6	13Alp Aur	0.080000	3400.0	92	38824	No
97	GOM_NL__2PRFIN20090803_090622_000000522081_00193_38824_5410.N1	03-AUG-2009 09:06:22	Bright	51.500	149	45Eps Per	2.8880	30000.	103	38824	No
98	GOM_NL__2PRFIN20090803_090934_000000552081_00193_38824_5411.N1	03-AUG-2009 09:09:34	Twilight	55.000	150	44Zet Per	2.8900	28000.	110	38824	No
99	GOM_NL__2PRFIN20090803_091431_000000622081_00193_38824_5412.N1	03-AUG-2009 09:14:31	Dark	62.000	13	87Alp Tau	0.86700	3800.0	124	38824	No
100	GOM_NL__2PRFIN20090803_092548_000000542081_00193_38824_5413.N1	03-AUG-2009 09:25:48	Dark	54.000	165	34Gam Eri	2.9500	3200.0	108	38824	No
101	GOM_NL__2PRFIN20090803_093514_000000472081_00194_38825_5443.N1	03-AUG-2009 09:35:14	Dark	46.500	157	The1Eri	2.9060	9300.0	93	38825	No

102	GOM_NL__2PRFIN20090803_094533_000000542081_00194_38825_5444.N1	03-AUG-2009 09:45:33	Straylight	54.000	84	Alp Phe	2.3970	4500.0	108	38825	No
103	GOM_NL__2PRFIN20090803_100521_000000502081_00194_38825_5445.N1	03-AUG-2009 10:05:21	Bright	49.500	154	22Bet Aqr	2.8990	5700.0	99	38825	No
104	GOM_NL__2PRFIN20090803_101746_000000412081_00194_38825_5446.N1	03-AUG-2009 10:17:46	Bright	40.500	92	53Eps Cyg	2.5000	4500.0	81	38825	No
105	GOM_NL__2PRFIN20090803_102055_000000412081_00194_38825_5447.N1	03-AUG-2009 10:20:55	Bright	41.000	19	50Alp Cyg	1.2460	10500.	82	38825	No
106	GOM_NL__2PRFIN20090803_102621_000000392081_00194_38825_5448.N1	03-AUG-2009 10:26:21	Bright	38.500	89	5Alp Cep	2.4510	8000.0	77	38825	No
107	GOM_NL__2PRFIN20090803_103235_000000522081_00194_38825_5449.N1	03-AUG-2009 10:32:35	Bright	51.500	74	11Bet Cas	2.2680	6600.0	103	38825	No
108	GOM_NL__2PRFIN20090803_103437_000000482081_00194_38825_5450.N1	03-AUG-2009 10:34:37	Bright	48.000	76	27Gam Cas	2.3000	30000.	96	38825	No
109	GOM_NL__2PRFIN20090803_104110_000000462081_00194_38825_5451.N1	03-AUG-2009 10:41:10	Bright	46.000	160	23Gam Per	2.9300	4700.0	92	38825	No
110	GOM_NL__2PRFIN20090803_104252_000000532081_00194_38825_5452.N1	03-AUG-2009 10:42:52	Bright	53.000	35	33Alp Per	1.7950	6250.0	106	38825	No
111	GOM_NL__2PRFIN20090803_104505_000000472081_00194_38825_5453.N1	03-AUG-2009 10:45:05	Bright	47.000	6	13Alp Aur	0.080000	3400.0	94	38825	No
112	GOM_NL__2PRFIN20090803_104658_000000482081_00194_38825_5454.N1	03-AUG-2009 10:46:58	Bright	48.000	149	45Eps Per	2.8880	30000.	96	38825	No
113	GOM_NL__2PRFIN20090803_105010_000000582081_00194_38825_5455.N1	03-AUG-2009 10:50:10	Tw_i_and_stray	58.000	150	44Zet Per	2.8900	28000.	116	38825	No
114	GOM_NL__2PRFIN20090803_105507_000000612081_00194_38825_5456.N1	03-AUG-2009 10:55:07	Dark	60.500	13	87Alp Tau	0.86700	3800.0	121	38825	No
115	GOM_NL__2PRFIN20090803_110625_000000572081_00194_38825_5457.N1	03-AUG-2009 11:06:25	Dark	57.000	165	34Gam Eri	2.9500	3200.0	114	38825	No
116	GOM_NL__2PRFIN20090803_111550_000000482081_00195_38826_5471.N1	03-AUG-2009 11:15:50	Dark	47.500	157	The1Eri	2.9060	9300.0	95	38826	No
117	GOM_NL__2PRFIN20090803_112610_000000642081_00195_38826_5472.N1	03-AUG-2009 11:26:10	Straylight	63.500	84	Alp Phe	2.3970	4500.0	127	38826	No
118	GOM_NL__2PRFIN20090803_113010_000000542081_00195_38826_5473.N1	03-AUG-2009 11:30:10	Straylight	53.500	63	Bet Gru	2.1500	2800.0	107	38826	No
119	GOM_NL__2PRFIN20090803_113457_000000592081_00195_38826_5474.N1	03-AUG-2009 11:34:57	Tw_i_and_stray	59.000	18	24Alp PsA	1.1660	9700.0	118	38826	No
120	GOM_NL__2PRFIN20090803_114153_000000722081_00195_38826_5475.N1	03-AUG-2009 11:41:53	Bright	72.000	142	49Del Cap	2.8500	8900.0	144	38826	No
121	GOM_NL__2PRFIN20090803_114557_000000512081_00195_38826_5476.N1	03-AUG-2009 11:45:57	Bright	50.500	154	22Bet Aqr	2.8990	5700.0	101	38826	No
122	GOM_NL__2PRFIN20090803_115822_000000482081_00195_38826_5477.N1	03-AUG-2009 11:58:22	Bright	48.000	92	53Eps Cyg	2.5000	4500.0	96	38826	No
123	GOM_NL__2PRFIN20090803_120130_000000412081_00195_38826_5478.N1	03-AUG-2009 12:01:30	Bright	41.000	19	50Alp Cyg	1.2460	10500.	82	38826	No
124	GOM_NL__2PRFIN20090803_120656_000000402081_00195_38826_5479.N1	03-AUG-2009 12:06:56	Bright	40.000	89	5Alp Cep	2.4510	8000.0	80	38826	No
125	GOM_NL__2PRFIN20090803_121310_000000522081_00195_38826_5480.N1	03-AUG-2009 12:13:10	Bright	51.500	74	11Bet Cas	2.2680	6600.0	103	38826	No
126	GOM_NL__2PRFIN20090803_121512_000000722081_00195_38826_5481.N1	03-AUG-2009 12:15:12	Bright	72.000	76	27Gam Cas	2.3000	30000.	144	38826	No
127	GOM_NL__2PRFIN20090803_122146_000000582081_00195_38826_5482.N1	03-AUG-2009 12:21:46	Bright	58.000	160	23Gam Per	2.9300	4700.0	116	38826	No
128	GOM_NL__2PRFIN20090803_122328_000000512081_00195_38826_5483.N1	03-AUG-2009 12:23:28	Bright	50.500	35	33Alp Per	1.7950	6250.0	101	38826	No
129	GOM_NL__2PRFIN20090803_122541_000000562081_00195_38826_5484.N1	03-AUG-2009 12:25:41	Bright	56.000	6	13Alp Aur	0.080000	3400.0	112	38826	No
130	GOM_NL__2PRFIN20090803_122734_000000502081_00195_38826_5485.N1	03-AUG-2009 12:27:34	Bright	50.000	149	45Eps Per	2.8880	30000.	100	38826	No
131	GOM_NL__2PRFIN20090803_123046_000000582081_00195_38826_5486.N1	03-AUG-2009 12:30:46	Tw_i_and_stray	58.000	150	44Zet Per	2.8900	28000.	116	38826	No
132	GOM_NL__2PRFIN20090803_123544_000000562081_00195_38826_5487.N1	03-AUG-2009 12:35:44	Dark	56.000	13	87Alp Tau	0.86700	3800.0	112	38826	No
133	GOM_NL__2PRFIN20090803_124702_000000592081_00195_38826_5488.N1	03-AUG-2009 12:47:02	Dark	58.500	165	34Gam Eri	2.9500	3200.0	117	38826	No
134	GOM_NL__2PRFIN20090803_130646_000000532081_00196_38827_5486.N1	03-AUG-2009 13:06:46	Straylight	52.500	84	Alp Phe	2.3970	4500.0	105	38827	No
135	GOM_NL__2PRFIN20090803_131046_000000472081_00196_38827_5487.N1	03-AUG-2009 13:10:46	Straylight	46.500	63	Bet Gru	2.1500	2800.0	93	38827	No
136	GOM_NL__2PRFIN20090803_131533_000000592081_00196_38827_5488.N1	03-AUG-2009 13:15:33	Tw_i_and_stray	59.000	18	24Alp PsA	1.1660	9700.0	118	38827	No
137	GOM_NL__2PRFIN20090803_132229_000000482081_00196_38827_5489.N1	03-AUG-2009 13:22:29	Bright	47.500	142	49Del Cap	2.8500	8900.0	95	38827	No
138	GOM_NL__2PRFIN20090803_132632_000000492081_00196_38827_5490.N1	03-AUG-2009 13:26:32	Bright	48.500	154	22Bet Aqr	2.8990	5700.0	97	38827	No
139	GOM_NL__2PRFIN20090803_133857_000000412081_00196_38827_5491.N1	03-AUG-2009 13:38:57	Bright	41.000	92	53Eps Cyg	2.5000	4500.0	82	38827	No
140	GOM_NL__2PRFIN20090803_134206_000000602081_00196_38827_5492.N1	03-AUG-2009 13:42:06	Bright	60.000	19	50Alp Cyg	1.2460	10500.	120	38827	No
141	GOM_NL__2PRFIN20090803_134732_000000412081_00196_38827_5493.N1	03-AUG-2009 13:47:32	Bright	40.500	89	5Alp Cep	2.4510	8000.0	81	38827	No
142	GOM_NL__2PRFIN20090803_135345_000000502081_00196_38827_5494.N1	03-AUG-2009 13:53:45	Bright	50.000	74	11Bet Cas	2.2680	6600.0	100	38827	No
143	GOM_NL__2PRFIN20090803_135547_000000502081_00196_38827_5495.N1	03-AUG-2009 13:55:47	Bright	49.500	76	27Gam Cas	2.3000	30000.	99	38827	No
144	GOM_NL__2PRFIN20090803_140221_000000482081_00196_38827_5496.N1	03-AUG-2009 14:02:21	Bright	48.000	160	23Gam Per	2.9300	4700.0	96	38827	No
145	GOM_NL__2PRFIN20090803_140404_000000502081_00196_38827_5497.N1	03-AUG-2009 14:04:04	Bright	50.000	35	33Alp Per	1.7950	6250.0	100	38827	No
146	GOM_NL__2PRFIN20090803_140617_000000462081_00196_38827_5498.N1	03-AUG-2009 14:06:17	Bright	46.000	6	13Alp Aur	0.080000	3400.0	92	38827	No
147	GOM_NL__2PRFIN20090803_140809_000000492081_00196_38827_5499.N1	03-AUG-2009 14:08:09	Bright	49.000	149	45Eps Per	2.8880	30000.	98	38827	No
148	GOM_NL__2PRFIN20090803_141122_000000572081_00196_38827_5500.N1	03-AUG-2009 14:11:22	Tw_i_and_stray	57.000	150	44Zet Per	2.8900	28000.	114	38827	No
149	GOM_NL__2PRFIN20090803_141620_000000632081_00196_38827_5501.N1	03-AUG-2009 14:16:20	Dark	63.000	13	87Alp Tau	0.86700	3800.0	126	38827	No
150	GOM_NL__2PRFIN20090803_142739_000000592081_00196_38827_5502.N1	03-AUG-2009 14:27:39	Dark	59.000	165	34Gam Eri	2.9500	3200.0	118	38827	No
151	GOM_NL__2PRFIN20090803_144723_000000582081_00197_38828_5500.N1	03-AUG-2009 14:47:23	Straylight	57.500	84	Alp Phe	2.3970	4500.0	115	38828	No
152	GOM_NL__2PRFIN20090803_145123_000000502081_00197_38828_5501.N1	03-AUG-2009 14:51:23	Straylight	49.500	63	Bet Gru	2.1500	2800.0	99	38828	No
153	GOM_NL__2PRFIN20090803_145610_000000632081_00197_38828_5502.N1	03-AUG-2009 14:56:10	Tw_i_and_stray	62.500	18	24Alp PsA	1.1660	9700.0	125	38828	No
154	GOM_NL__2PRFIN20090803_150305_000000512081_00197_38828_5503.N1	03-AUG-2009 15:03:05	Bright	51.000	142	49Del Cap	2.8500	8900.0	102	38828	No
155	GOM_NL__2PRFIN20090803_150708_000000482081_00197_38828_5504.N1	03-AUG-2009 15:07:08	Bright	48.000	154	22Bet Aqr	2.8990	5700.0	96	38828	No
156	GOM_NL__2PRFIN20090803_151933_000000432081_00197_38828_5505.N1	03-AUG-2009 15:19:33	Bright	43.000	92	53Eps Cyg	2.5000	4500.0	86	38828	No
157	GOM_NL__2PRFIN20090803_152241_000000522081_00197_38828_5506.N1	03-AUG-2009 15:22:41	Bright	51.500	19	50Alp Cyg	1.2460	10500.	103	38828	No
158	GOM_NL__2PRFIN20090803_152807_000000412081_00197_38828_5507.N1	03-AUG-2009 15:28:07	Bright	40.500	89	5Alp Cep	2.4510	8000.0	81	38828	No
159	GOM_NL__2PRFIN20090803_153421_000000502081_00197_38828_5508.N1	03-AUG-2009 15:34:21	Bright	49.500	74	11Bet Cas	2.2680	6600.0	99	38828	No
160	GOM_NL__2PRFIN20090803_153622_000000492081_00197_38828_5509.N1	03-AUG-2009 15:36:22	Bright	49.000	76	27Gam Cas	2.3000	30000.	98	38828	No

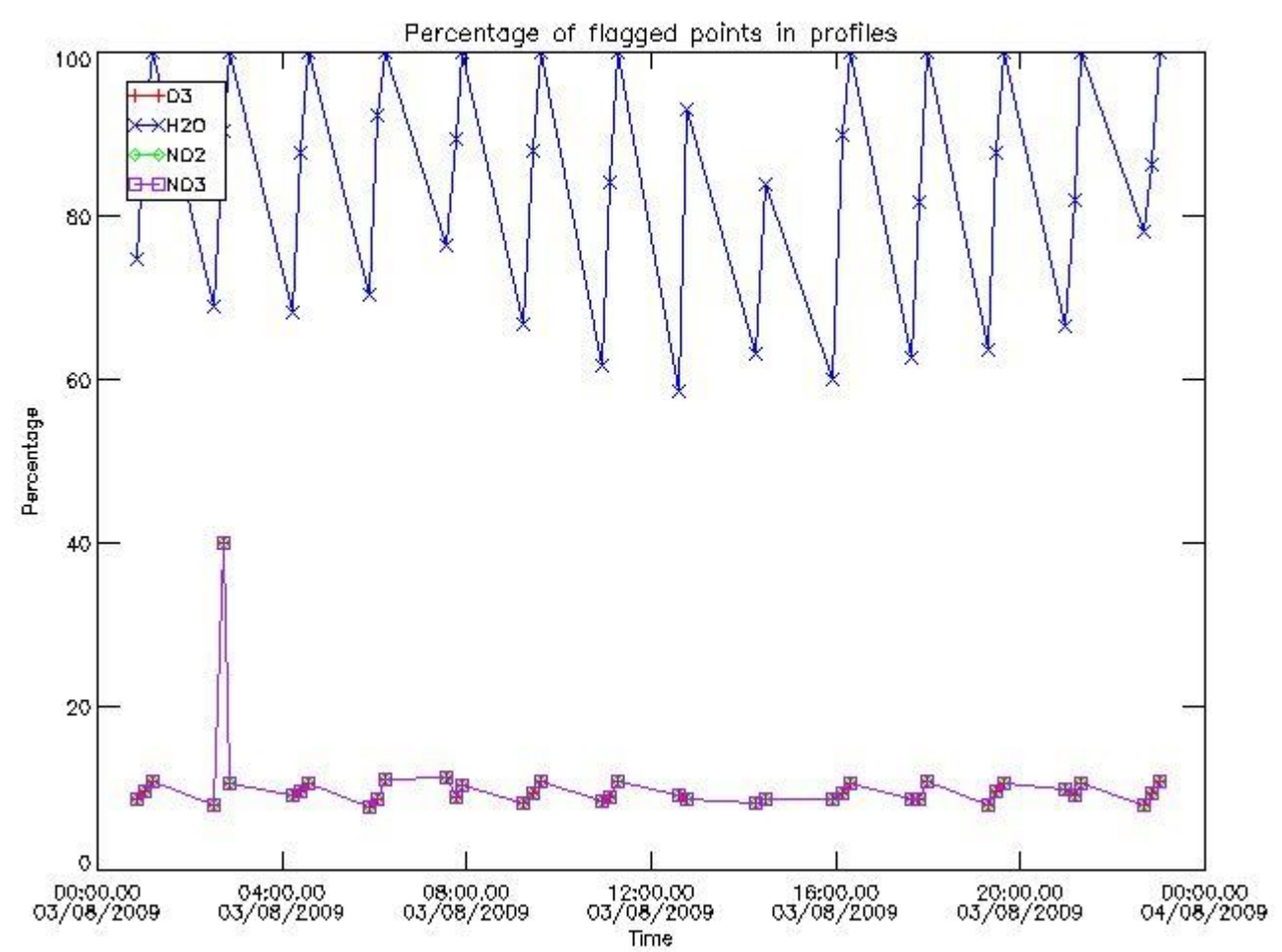
161	GOM_NL__2PRFIN20090803_154257_000000712081_00197_38828_5510.N1	03-AUG-2009 15:42:57	Bright	71.000	160	23Gam Per	2.9300	4700.0	142	38828	No
162	GOM_NL__2PRFIN20090803_154439_000000552081_00197_38828_5511.N1	03-AUG-2009 15:44:39	Bright	55.000	35	33Alp Per	1.7950	6250.0	110	38828	No
163	GOM_NL__2PRFIN20090803_154653_000000562081_00197_38828_5512.N1	03-AUG-2009 15:46:53	Bright	56.000	6	13Alp Aur	0.080000	3400.0	112	38828	No
164	GOM_NL__2PRFIN20090803_154845_000000492081_00197_38828_5513.N1	03-AUG-2009 15:48:45	Bright	49.000	149	45Eps Per	2.8880	30000.	98	38828	No
165	GOM_NL__2PRFIN20090803_155158_000000582081_00197_38828_5514.N1	03-AUG-2009 15:51:58	Tw_i_and_stray	58.000	150	44Zet Per	2.8900	28000.	116	38828	No
166	GOM_NL__2PRFIN20090803_155656_000000582081_00197_38828_5515.N1	03-AUG-2009 15:56:56	Dark	58.000	13	87Alp Tau	0.86700	3800.0	116	38828	No
167	GOM_NL__2PRFIN20090803_160816_000000602081_00197_38828_5516.N1	03-AUG-2009 16:08:16	Dark	59.500	165	34Gam Eri	2.9500	3200.0	119	38828	No
168	GOM_NL__2PRFIN20090803_161741_000000482081_00198_38829_5514.N1	03-AUG-2009 16:17:41	Dark	48.000	157	The1Eri	2.9060	9300.0	96	38829	No
169	GOM_NL__2PRFIN20090803_162800_000000542081_00198_38829_5515.N1	03-AUG-2009 16:28:00	Straylight	53.500	84	Alp Phe	2.3970	4500.0	107	38829	No
170	GOM_NL__2PRFIN20090803_163159_000000502081_00198_38829_5516.N1	03-AUG-2009 16:31:59	Straylight	50.000	63	Bet Gru	2.1500	2800.0	100	38829	No
171	GOM_NL__2PRFIN20090803_163646_000000632081_00198_38829_5517.N1	03-AUG-2009 16:36:46	Tw_i_and_stray	62.500	18	24Alp PsA	1.1660	9700.0	125	38829	No
172	GOM_NL__2PRFIN20090803_164341_000000512081_00198_38829_5518.N1	03-AUG-2009 16:43:41	Bright	50.500	142	49Del Cap	2.8500	8900.0	101	38829	No
173	GOM_NL__2PRFIN20090803_164744_000000482081_00198_38829_5519.N1	03-AUG-2009 16:47:44	Bright	47.500	154	22Bet Agr	2.8990	5700.0	95	38829	No
174	GOM_NL__2PRFIN20090803_170008_000000622081_00198_38829_5520.N1	03-AUG-2009 17:00:08	Bright	62.000	92	53Eps Cyg	2.5000	4500.0	124	38829	No
175	GOM_NL__2PRFIN20090803_170317_000000602081_00198_38829_5521.N1	03-AUG-2009 17:03:17	Bright	60.000	19	50Alp Cyg	1.2460	10500.	120	38829	No
176	GOM_NL__2PRFIN20090803_170843_000000412081_00198_38829_5522.N1	03-AUG-2009 17:08:43	Bright	41.000	89	5Alp Cep	2.4510	8000.0	82	38829	No
177	GOM_NL__2PRFIN20090803_171456_000000522081_00198_38829_5523.N1	03-AUG-2009 17:14:56	Bright	52.000	74	11Bet Cas	2.2680	6600.0	104	38829	No
178	GOM_NL__2PRFIN20090803_171658_000000492081_00198_38829_5524.N1	03-AUG-2009 17:16:58	Bright	48.500	76	27Gam Cas	2.3000	30000.	97	38829	No
179	GOM_NL__2PRFIN20090803_172332_000000562081_00198_38829_5525.N1	03-AUG-2009 17:23:32	Bright	55.500	160	23Gam Per	2.9300	4700.0	111	38829	No
180	GOM_NL__2PRFIN20090803_172515_000000712081_00198_38829_5526.N1	03-AUG-2009 17:25:15	Bright	71.000	35	33Alp Per	1.7950	6250.0	142	38829	No
181	GOM_NL__2PRFIN20090803_172729_000000562081_00198_38829_5527.N1	03-AUG-2009 17:27:29	Bright	56.000	6	13Alp Aur	0.080000	3400.0	112	38829	No
182	GOM_NL__2PRFIN20090803_172921_000000482081_00198_38829_5528.N1	03-AUG-2009 17:29:21	Bright	47.500	149	45Eps Per	2.8880	30000.	95	38829	No
183	GOM_NL__2PRFIN20090803_173235_000000592081_00198_38829_5529.N1	03-AUG-2009 17:32:35	Tw_i_and_stray	59.000	150	44Zet Per	2.8900	28000.	118	38829	No
184	GOM_NL__2PRFIN20090803_173733_000000582081_00198_38829_5530.N1	03-AUG-2009 17:37:33	Dark	58.000	13	87Alp Tau	0.86700	3800.0	116	38829	No
185	GOM_NL__2PRFIN20090803_174853_000000582081_00198_38829_5531.N1	03-AUG-2009 17:48:53	Dark	58.000	165	34Gam Eri	2.9500	3200.0	116	38829	No
186	GOM_NL__2PRFIN20090803_175818_000000472081_00199_38830_5549.N1	03-AUG-2009 17:58:18	Dark	47.000	157	The1Eri	2.9060	9300.0	94	38830	No
187	GOM_NL__2PRFIN20090803_180837_000000532081_00199_38830_5550.N1	03-AUG-2009 18:08:37	Straylight	52.500	84	Alp Phe	2.3970	4500.0	105	38830	No
188	GOM_NL__2PRFIN20090803_181236_000000522081_00199_38830_5551.N1	03-AUG-2009 18:12:36	Straylight	52.000	63	Bet Gru	2.1500	2800.0	104	38830	No
189	GOM_NL__2PRFIN20090803_181723_000000642081_00199_38830_5552.N1	03-AUG-2009 18:17:23	Tw_i_and_stray	64.000	18	24Alp PsA	1.1660	9700.0	128	38830	No
190	GOM_NL__2PRFIN20090803_182417_000000522081_00199_38830_5553.N1	03-AUG-2009 18:24:17	Bright	51.500	142	49Del Cap	2.8500	8900.0	103	38830	No
191	GOM_NL__2PRFIN20090803_182819_000000512081_00199_38830_5554.N1	03-AUG-2009 18:28:19	Bright	50.500	154	22Bet Agr	2.8990	5700.0	101	38830	No
192	GOM_NL__2PRFIN20090803_184044_000000552081_00199_38830_5555.N1	03-AUG-2009 18:40:44	Bright	54.500	92	53Eps Cyg	2.5000	4500.0	109	38830	No
193	GOM_NL__2PRFIN20090803_184352_000000422081_00199_38830_5556.N1	03-AUG-2009 18:43:52	Bright	41.500	19	50Alp Cyg	1.2460	10500.	83	38830	No
194	GOM_NL__2PRFIN20090803_184918_000000412081_00199_38830_5557.N1	03-AUG-2009 18:49:18	Bright	41.000	89	5Alp Cep	2.4510	8000.0	82	38830	No
195	GOM_NL__2PRFIN20090803_185531_000000522081_00199_38830_5558.N1	03-AUG-2009 18:55:31	Bright	51.500	74	11Bet Cas	2.2680	6600.0	103	38830	No
196	GOM_NL__2PRFIN20090803_185733_000000492081_00199_38830_5559.N1	03-AUG-2009 18:57:33	Bright	48.500	76	27Gam Cas	2.3000	30000.	97	38830	No
197	GOM_NL__2PRFIN20090803_190408_000000482081_00199_38830_5560.N1	03-AUG-2009 19:04:08	Bright	48.000	160	23Gam Per	2.9300	4700.0	96	38830	No
198	GOM_NL__2PRFIN20090803_190551_000000532081_00199_38830_5561.N1	03-AUG-2009 19:05:51	Bright	52.500	35	33Alp Per	1.7950	6250.0	105	38830	No
199	GOM_NL__2PRFIN20090803_190805_000000452081_00199_38830_5562.N1	03-AUG-2009 19:08:05	Bright	44.500	6	13Alp Aur	0.080000	3400.0	89	38830	No
200	GOM_NL__2PRFIN20090803_190957_000000612081_00199_38830_5563.N1	03-AUG-2009 19:09:57	Bright	61.000	149	45Eps Per	2.8880	30000.	122	38830	No
201	GOM_NL__2PRFIN20090803_191311_000000572081_00199_38830_5564.N1	03-AUG-2009 19:13:11	Tw_i_and_stray	56.500	150	44Zet Per	2.8900	28000.	113	38830	No
202	GOM_NL__2PRFIN20090803_191809_000000642081_00199_38830_5565.N1	03-AUG-2009 19:18:09	Dark	63.500	13	87Alp Tau	0.86700	3800.0	127	38830	No
203	GOM_NL__2PRFIN20090803_192930_000000582081_00199_38830_5566.N1	03-AUG-2009 19:29:30	Dark	57.500	165	34Gam Eri	2.9500	3200.0	115	38830	No
204	GOM_NL__2PRFIN20090803_193855_000000492081_00200_38831_5568.N1	03-AUG-2009 19:38:55	Dark	48.500	157	The1Eri	2.9060	9300.0	97	38831	No
205	GOM_NL__2PRFIN20090803_194914_000000532081_00200_38831_5569.N1	03-AUG-2009 19:49:14	Straylight	53.000	84	Alp Phe	2.3970	4500.0	106	38831	No
206	GOM_NL__2PRFIN20090803_195313_000000592081_00200_38831_5570.N1	03-AUG-2009 19:53:13	Straylight	59.000	63	Bet Gru	2.1500	2800.0	118	38831	No
207	GOM_NL__2PRFIN20090803_195800_000000622081_00200_38831_5571.N1	03-AUG-2009 19:58:00	Tw_i_and_stray	61.500	18	24Alp PsA	1.1660	9700.0	123	38831	No
208	GOM_NL__2PRFIN20090803_200453_000000502081_00200_38831_5572.N1	03-AUG-2009 20:04:53	Bright	49.500	142	49Del Cap	2.8500	8900.0	99	38831	No
209	GOM_NL__2PRFIN20090803_200855_000000492081_00200_38831_5573.N1	03-AUG-2009 20:08:55	Bright	48.500	154	22Bet Agr	2.8990	5700.0	97	38831	No
210	GOM_NL__2PRFIN20090803_202119_000000412081_00200_38831_5574.N1	03-AUG-2009 20:21:19	Bright	41.000	92	53Eps Cyg	2.5000	4500.0	82	38831	No
211	GOM_NL__2PRFIN20090803_202428_000000382081_00200_38831_5575.N1	03-AUG-2009 20:24:28	Bright	37.500	19	50Alp Cyg	1.2460	10500.	75	38831	No
212	GOM_NL__2PRFIN20090803_202954_000000402081_00200_38831_5576.N1	03-AUG-2009 20:29:54	Bright	40.000	89	5Alp Cep	2.4510	8000.0	80	38831	No
213	GOM_NL__2PRFIN20090803_203606_000000522081_00200_38831_5577.N1	03-AUG-2009 20:36:06	Bright	51.500	74	11Bet Cas	2.2680	6600.0	103	38831	No
214	GOM_NL__2PRFIN20090803_203808_000000512081_00200_38831_5578.N1	03-AUG-2009 20:38:08	Bright	50.500	76	27Gam Cas	2.3000	30000.	101	38831	No
215	GOM_NL__2PRFIN20090803_204443_000000492081_00200_38831_5579.N1	03-AUG-2009 20:44:43	Bright	48.500	160	23Gam Per	2.9300	4700.0	97	38831	No
216	GOM_NL__2PRFIN20090803_204626_000000712081_00200_38831_5580.N1	03-AUG-2009 20:46:26	Bright	71.000	35	33Alp Per	1.7950	6250.0	142	38831	No
217	GOM_NL__2PRFIN20090803_204840_000000442081_00200_38831_5581.N1	03-AUG-2009 20:48:40	Bright	43.500	6	13Alp Aur	0.080000	3400.0	87	38831	No
218	GOM_NL__2PRFIN20090803_205033_000000582081_00200_38831_5582.N1	03-AUG-2009 20:50:33	Bright	58.000	149	45Eps Per	2.8880	30000.	116	38831	No
219	GOM_NL__2PRFIN20090803_205347_000000572081_00200_38831_5583.N1	03-AUG-2009 20:53:47	Tw_i_and_stray	57.000	150	44Zet Per	2.8900	28000.	114	38831	No

220	GOM_NL__2PRFIN20090803_205845_000000572081_00200_38831_5584.N1	03-AUG-2009 20:58:45	Dark	56.500	13	87Alp Tau	0.86700	3800.0	113	38831	No
221	GOM_NL__2PRFIN20090803_211007_000000562081_00200_38831_5585.N1	03-AUG-2009 21:10:07	Dark	56.000	165	34Gam Eri	2.9500	3200.0	112	38831	No
222	GOM_NL__2PRFIN20090803_211932_000000482081_00201_38832_5586.N1	03-AUG-2009 21:19:32	Dark	48.000	157	The1Eri	2.9060	9300.0	96	38832	No
223	GOM_NL__2PRFIN20090803_212951_000000552081_00201_38832_5587.N1	03-AUG-2009 21:29:51	Straylight	54.500	84	Alp Phe	2.3970	4500.0	109	38832	No
224	GOM_NL__2PRFIN20090803_213349_000000582081_00201_38832_5588.N1	03-AUG-2009 21:33:49	Straylight	57.500	63	Bet Gru	2.1500	2800.0	115	38832	No
225	GOM_NL__2PRFIN20090803_213836_000000602081_00201_38832_5589.N1	03-AUG-2009 21:38:36	Twilight_and_stray	59.500	18	24Alp PsA	1.1660	9700.0	119	38832	No
226	GOM_NL__2PRFIN20090803_214529_000000522081_00201_38832_5590.N1	03-AUG-2009 21:45:29	Bright	51.500	142	49Del Cap	2.8500	8900.0	103	38832	No
227	GOM_NL__2PRFIN20090803_214931_000000502081_00201_38832_5591.N1	03-AUG-2009 21:49:31	Bright	49.500	154	22Bet Aqr	2.8990	5700.0	99	38832	No
228	GOM_NL__2PRFIN20090803_220155_000000402081_00201_38832_5592.N1	03-AUG-2009 22:01:55	Bright	39.500	92	53Eps Cyg	2.5000	4500.0	79	38832	No
229	GOM_NL__2PRFIN20090803_220503_000000412081_00201_38832_5593.N1	03-AUG-2009 22:05:03	Bright	41.000	19	50Alp Cyg	1.2460	10500.	82	38832	No
230	GOM_NL__2PRFIN20090803_221029_000000412081_00201_38832_5594.N1	03-AUG-2009 22:10:29	Bright	40.500	89	5Alp Cep	2.4510	8000.0	81	38832	No
231	GOM_NL__2PRFIN20090803_221641_000000512081_00201_38832_5595.N1	03-AUG-2009 22:16:41	Bright	50.500	74	11Bet Cas	2.2680	6600.0	101	38832	No
232	GOM_NL__2PRFIN20090803_221843_000000462081_00201_38832_5596.N1	03-AUG-2009 22:18:43	Bright	45.500	76	27Gam Cas	2.3000	30000.	91	38832	No
233	GOM_NL__2PRFIN20090803_222519_000000462081_00201_38832_5597.N1	03-AUG-2009 22:25:19	Bright	46.000	160	23Gam Per	2.9300	4700.0	92	38832	No
234	GOM_NL__2PRFIN20090803_222702_000000532081_00201_38832_5598.N1	03-AUG-2009 22:27:02	Bright	53.000	35	33Alp Per	1.7950	6250.0	106	38832	No
235	GOM_NL__2PRFIN20090803_222916_000000472081_00201_38832_5599.N1	03-AUG-2009 22:29:16	Bright	46.500	6	13Alp Aur	0.080000	3400.0	93	38832	No
236	GOM_NL__2PRFIN20090803_223109_000000532081_00201_38832_5600.N1	03-AUG-2009 22:31:09	Bright	52.500	149	45Eps Per	2.8880	30000.	105	38832	No
237	GOM_NL__2PRFIN20090803_223423_000000592081_00201_38832_5601.N1	03-AUG-2009 22:34:23	Twilight_and_stray	59.000	150	44Zet Per	2.8900	28000.	118	38832	No
238	GOM_NL__2PRFIN20090803_223922_000000652081_00201_38832_5602.N1	03-AUG-2009 22:39:22	Dark	64.500	13	87Alp Tau	0.86700	3800.0	129	38832	No
239	GOM_NL__2PRFIN20090803_225044_000000592081_00201_38832_5603.N1	03-AUG-2009 22:50:44	Dark	59.000	165	34Gam Eri	2.9500	3200.0	118	38832	No
240	GOM_NL__2PRFIN20090803_230009_000000472081_00202_38833_5604.N1	03-AUG-2009 23:00:09	Dark	46.500	157	The1Eri	2.9060	9300.0	93	38833	No
241	GOM_NL__2PRFIN20090803_231028_000000642081_00202_38833_5605.N1	03-AUG-2009 23:10:28	Straylight	64.000	84	Alp Phe	2.3970	4500.0	128	38833	No
242	GOM_NL__2PRFIN20090803_231426_000000572081_00202_38833_5606.N1	03-AUG-2009 23:14:26	Straylight	56.500	63	Bet Gru	2.1500	2800.0	113	38833	No
243	GOM_NL__2PRFIN20090803_231912_000000622081_00202_38833_5607.N1	03-AUG-2009 23:19:12	Twilight_and_stray	61.500	18	24Alp PsA	1.1660	9700.0	123	38833	No
244	GOM_NL__2PRFIN20090803_232605_000000502081_00202_38833_5608.N1	03-AUG-2009 23:26:05	Bright	50.000	142	49Del Cap	2.8500	8900.0	100	38833	No
245	GOM_NL__2PRFIN20090803_233007_000000512081_00202_38833_5609.N1	03-AUG-2009 23:30:07	Bright	51.000	154	22Bet Aqr	2.8990	5700.0	102	38833	No
246	GOM_NL__2PRFIN20090803_234230_000000432081_00202_38833_5610.N1	03-AUG-2009 23:42:30	Bright	42.500	92	53Eps Cyg	2.5000	4500.0	85	38833	No
247	GOM_NL__2PRFIN20090803_234539_000000392081_00202_38833_5611.N1	03-AUG-2009 23:45:39	Bright	39.000	19	50Alp Cyg	1.2460	10500.	78	38833	No
248	GOM_NL__2PRFIN20090803_235105_000000392081_00202_38833_5612.N1	03-AUG-2009 23:51:05	Bright	38.500	89	5Alp Cep	2.4510	8000.0	77	38833	No
249	GOM_NL__2PRFIN20090803_235716_000000502081_00202_38833_5613.N1	03-AUG-2009 23:57:16	Bright	49.500	74	11Bet Cas	2.2680	6600.0	99	38833	No
250	GOM_NL__2PRFIN20090803_235918_000000502081_00202_38833_5614.N1	03-AUG-2009 23:59:18	Bright	50.000	76	27Gam Cas	2.3000	30000.	100	38833	No

3. Quality information per product

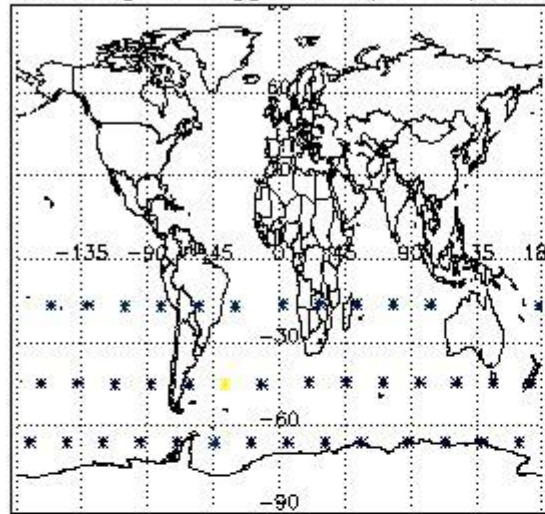
In this section it is plotted some information contained in the Quality Summary data set of the level 2 products. Only products in dark limb conditions and without errors (error flag in the MPH set to "0") are used.

3.1 Plot quality information per product (time dependant)

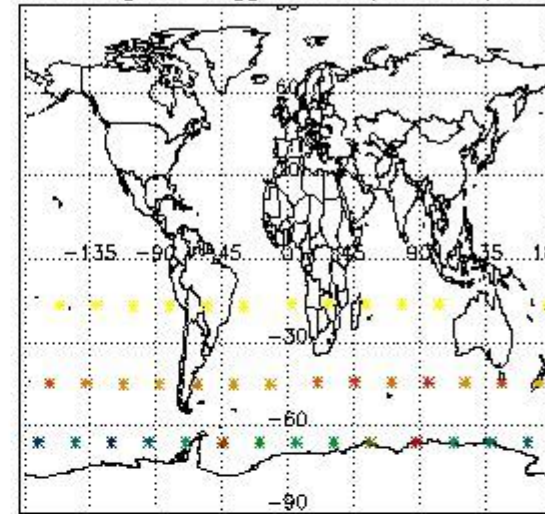


3.2 Plot quality information per product (world map)

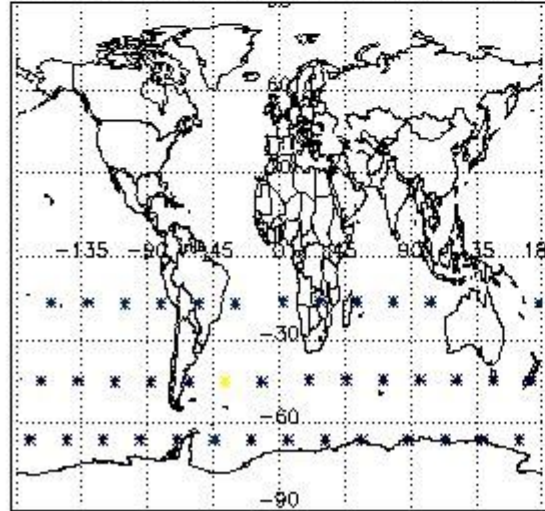
Percentage of flagged data per O3 profile



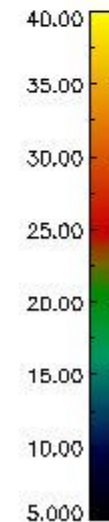
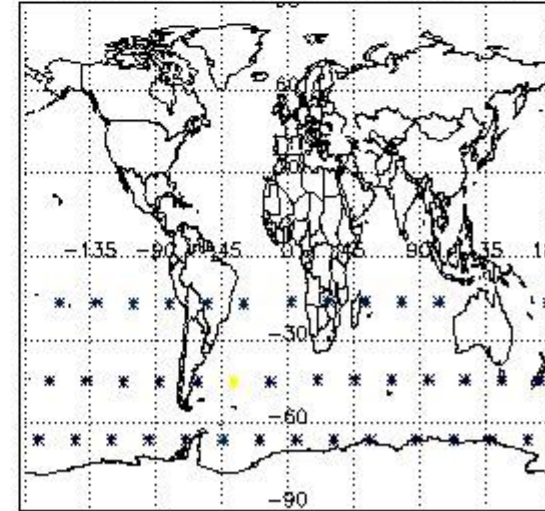
Percentage of flagged data per H2O profile



Percentage of flagged data per NO2 profile



Percentage of flagged data per NO3 profile

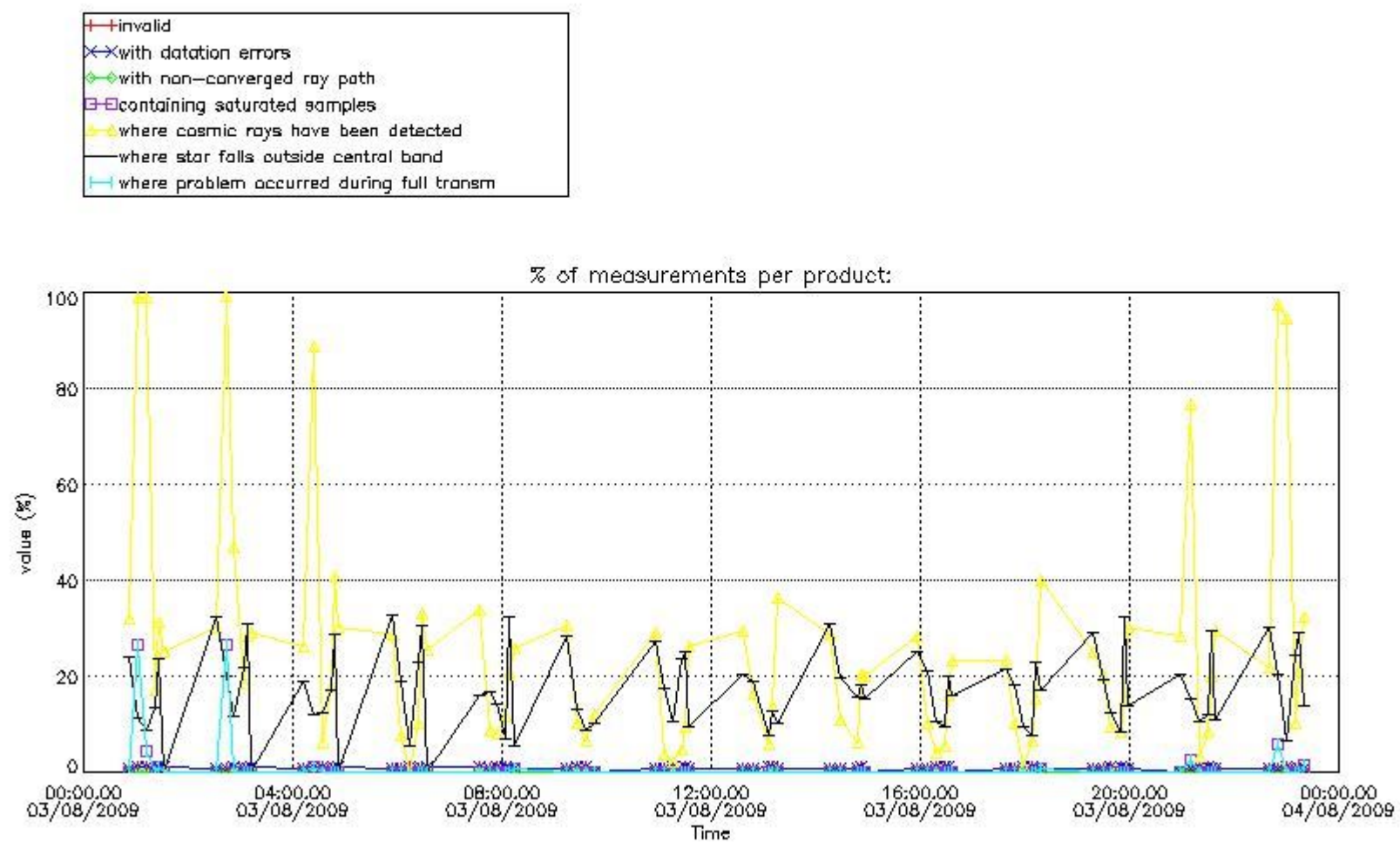


4. Level 1 quality information per product

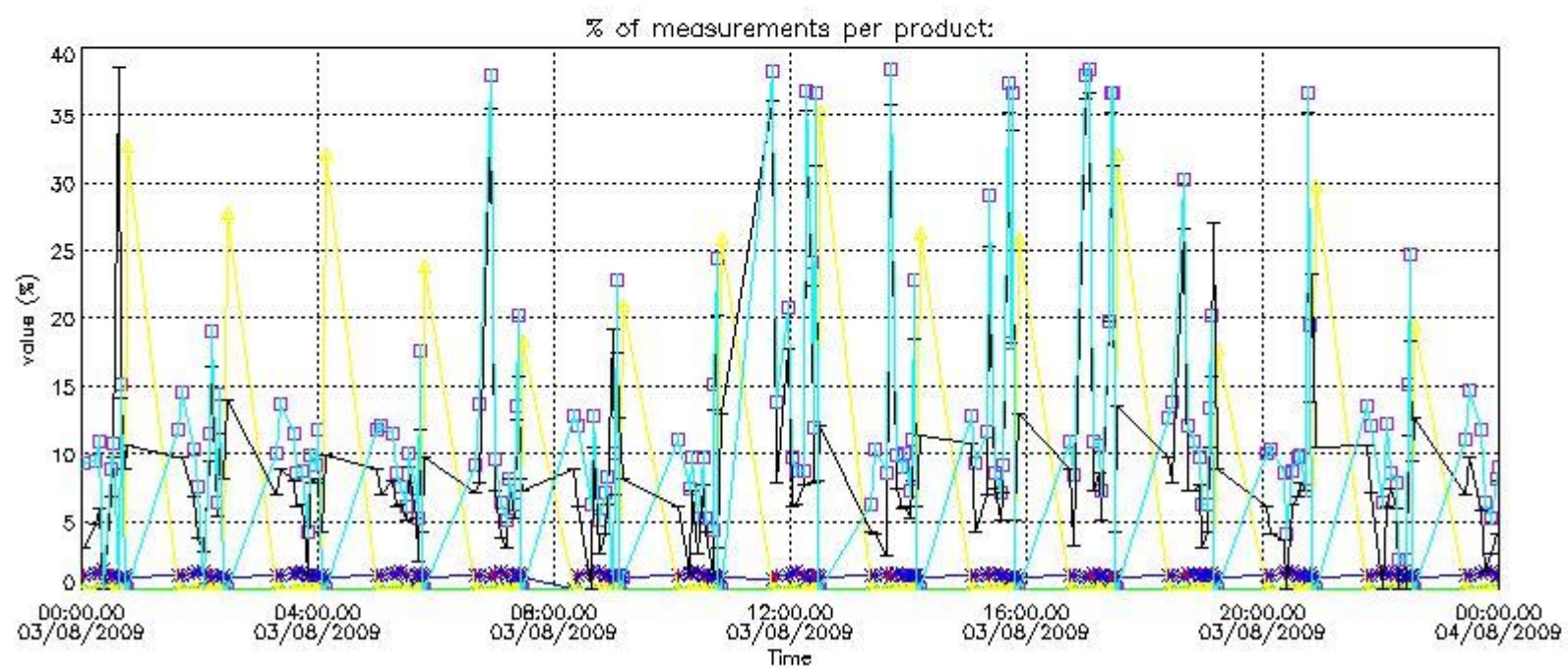
In this section it is plotted some information contained in the Quality Summary data set of the level 2 products that comes from the level 1b processing. Products without errors (error flag in the MPH set to "0") are used.

4.1 Plot quality information per product (time dependant) coming from level 1b processing

4.1.1 Plot level 1 quality information per product (time dependant): ENVISAT ASCENDING passes



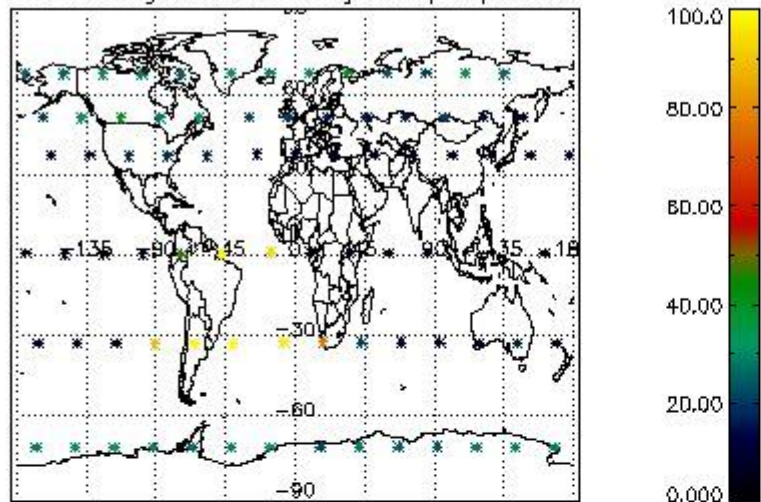
4.1.2 Plot level 1 quality information per product (time dependant): ENVI SAT DESCENDING passes



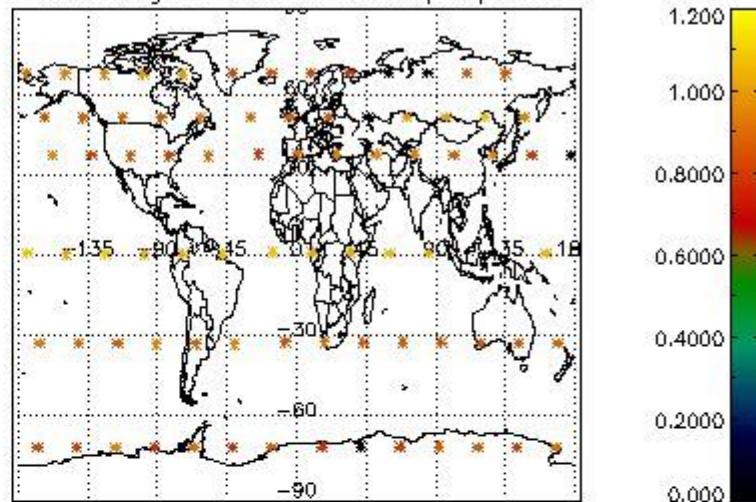
4.2 Plot quality information per product coming from level 1b processing (world map)

4.2.1 Plot level 1 quality information per product (world map): ENVISAT ASCENDING passes

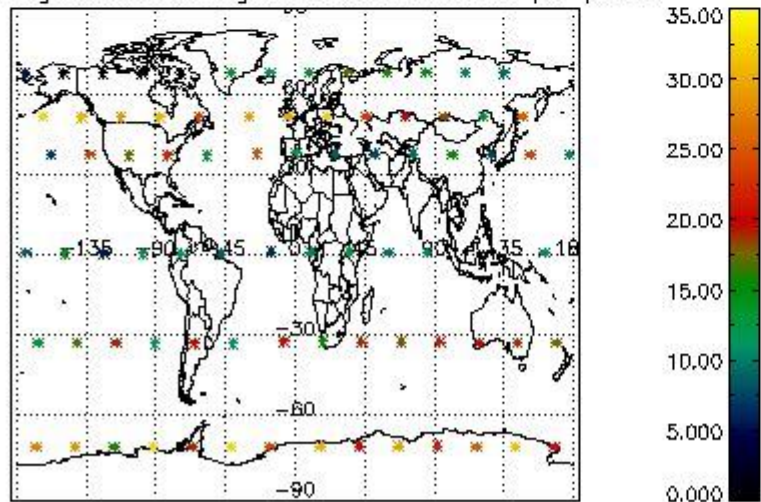
Percentage of cosmic ray hits per profile



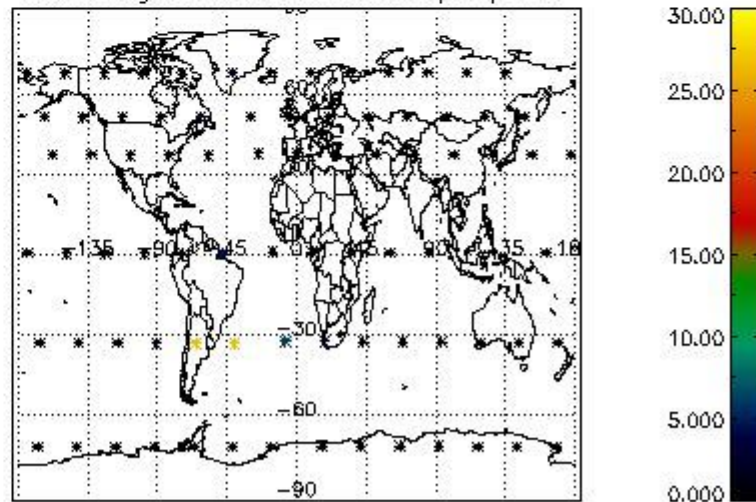
Percentage of datation errors per profile



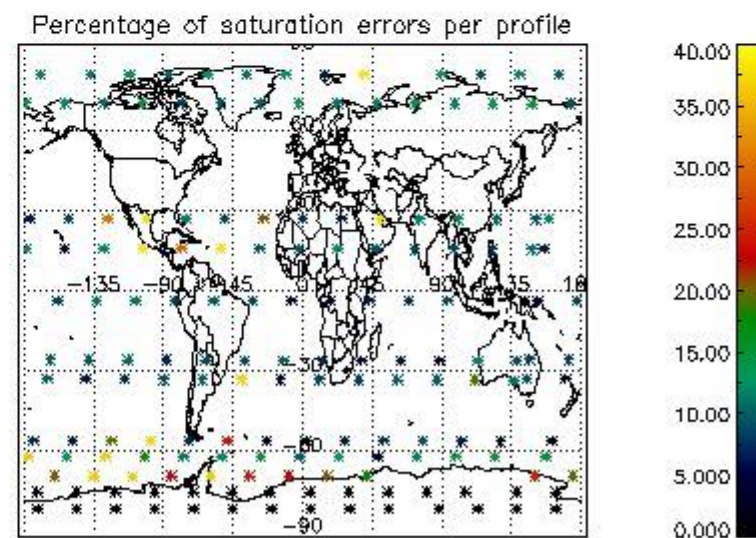
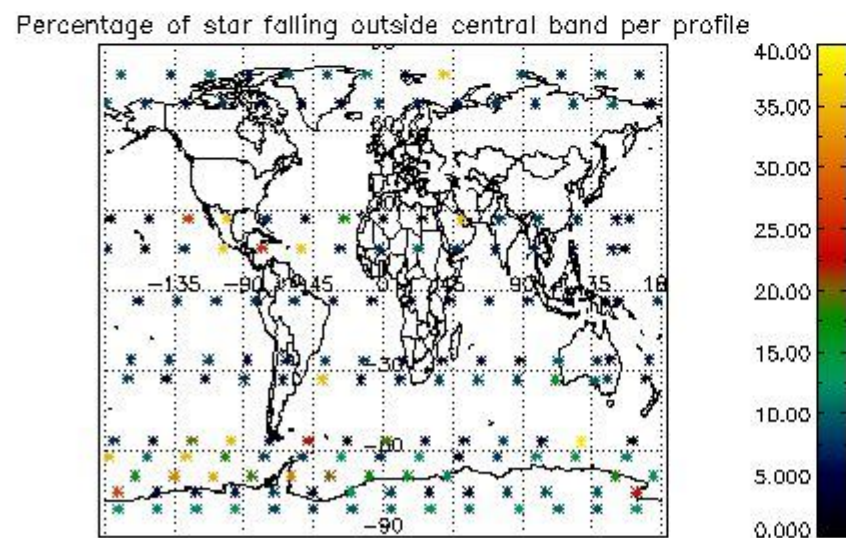
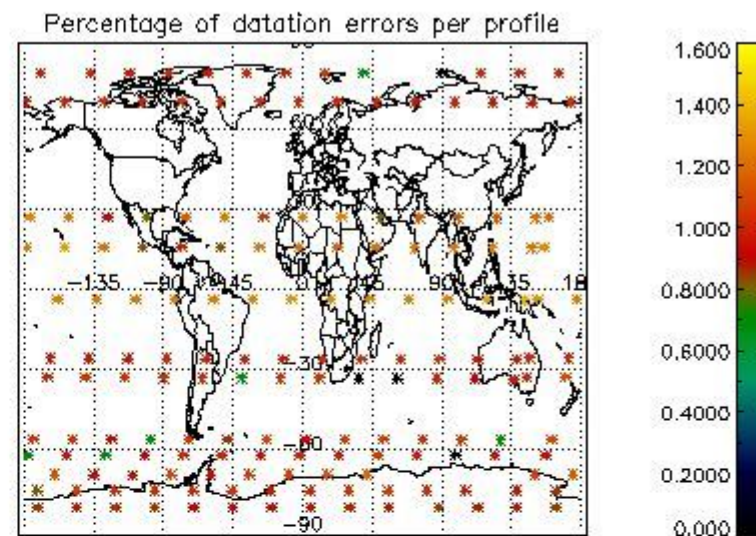
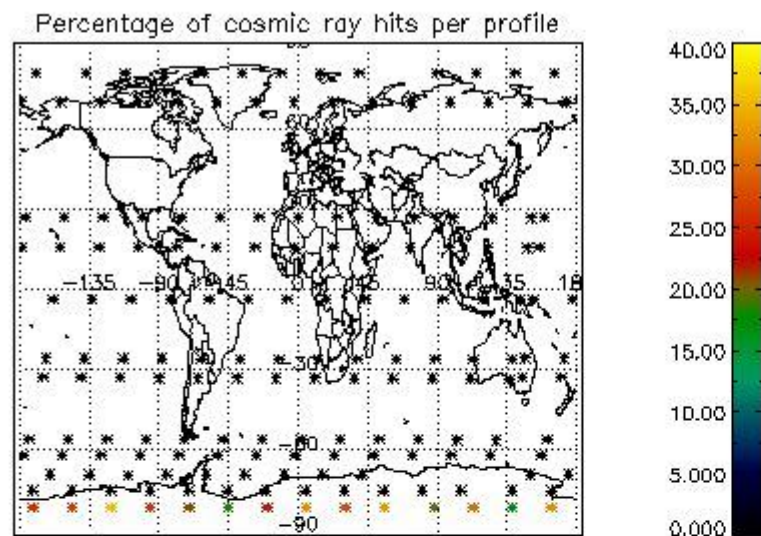
Percentage of star falling outside central band per profile



Percentage of saturation errors per profile



4.2.2 Plot level 1 quality information per product (world map): ENVISAT DESCENDING passes



5. Trace gas profiles

5.1 Ozone statistics based on quality of products

The final quality of the products can be "measured" using the STD (Standard Deviation) attached to every point profile. This information is written to the parameter GOM_NL__2P/NL_LOCAL_SPECIES_DENSITY/o3_std of the level 2 products. The table below shows the statistics for given STD ranges.

The statistics are given with respect to the overall valid production:

- Products without fatal errors: GOM_NL__2P/MPH/PRODUCT_ERR=0
- Valid point profile: GOM_NL__2P/NL_LOCAL_SPECIES_DENSITY/pcd(0)=0

The 'Criteria' is applied to valid points of dark limb products:

- Products in dark limb illumination condition: GOM_NL__2P/NL_SUMMARY_QUALITY/obs_ill_cond=0
- Products without fatal errors: GOM_NL__2P/MPH/PRODUCT_ERR=0
- Valid point profile: GOM_NL__2P/NL_LOCAL_SPECIES_DENSITY/pcd(0)=0

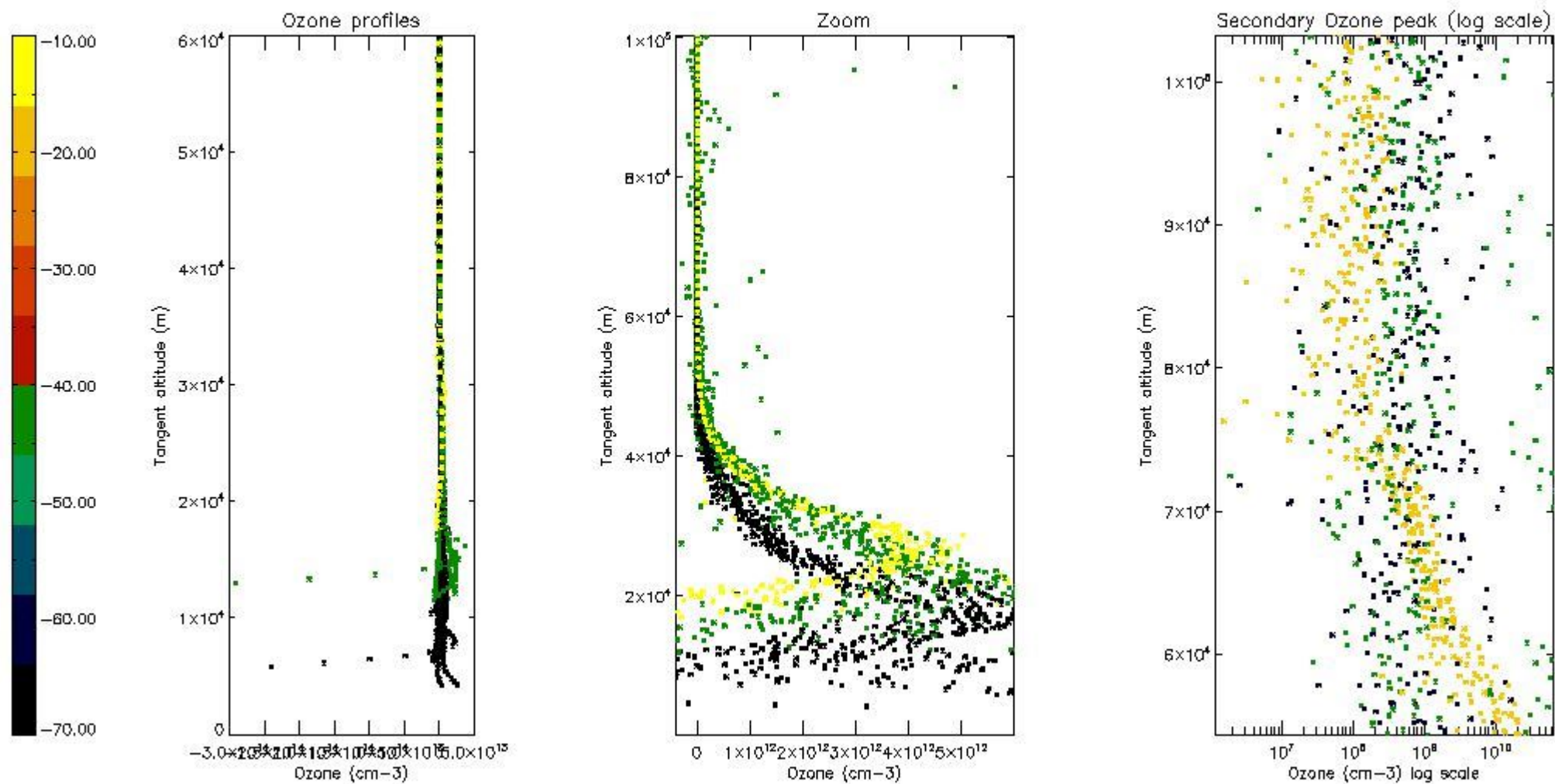
So, the table below shows the percentage of dark limb and valid observations for each criteria with respect to the overall valid daily observations.

Criteria	% of total production
All STD	18
STD < 20	5

STD < 10	2
STD < 5	0

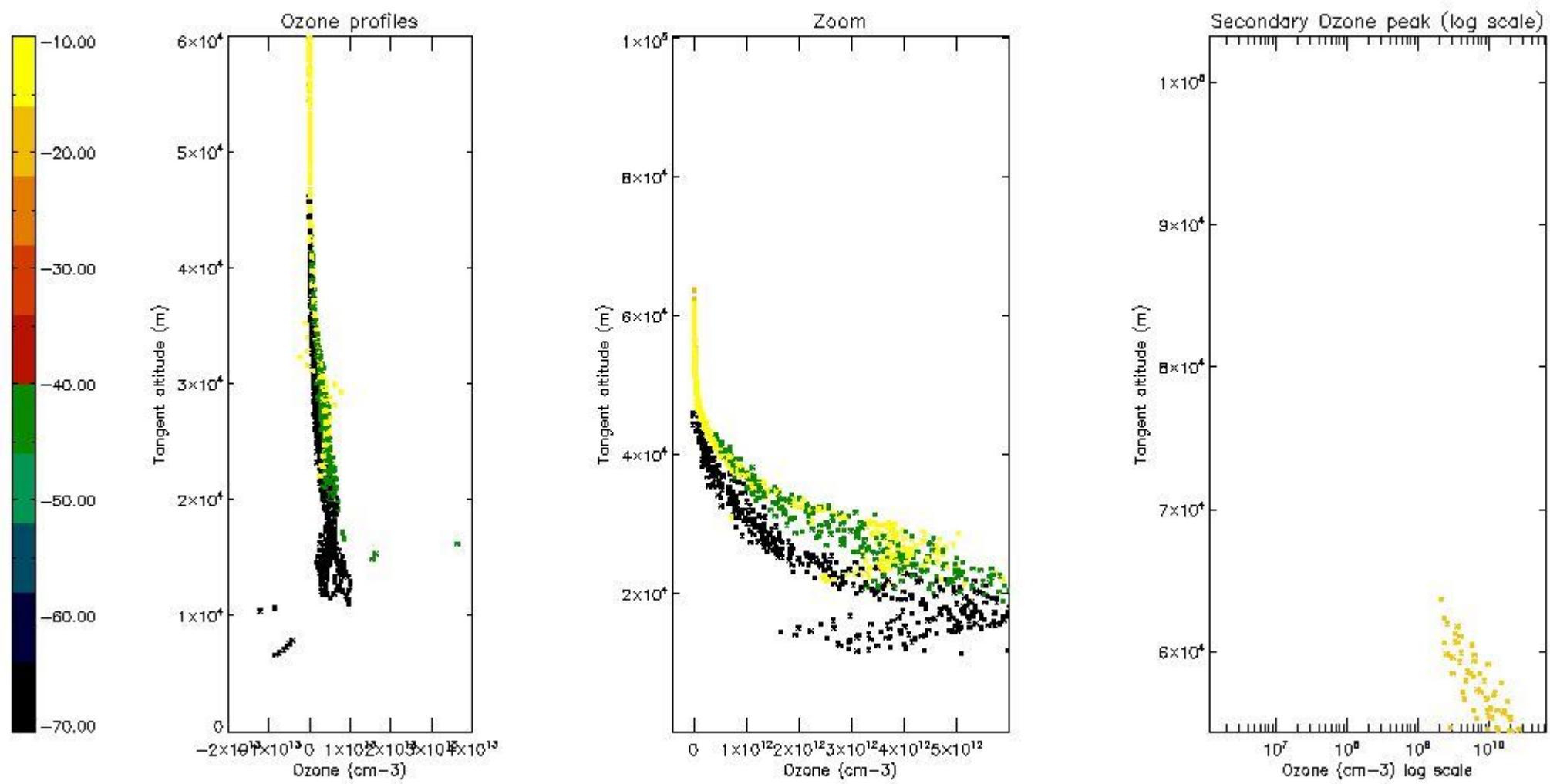
5.2 Plot ozone profiles for all STD (dark without errors)

The colorbar represents the latitude.



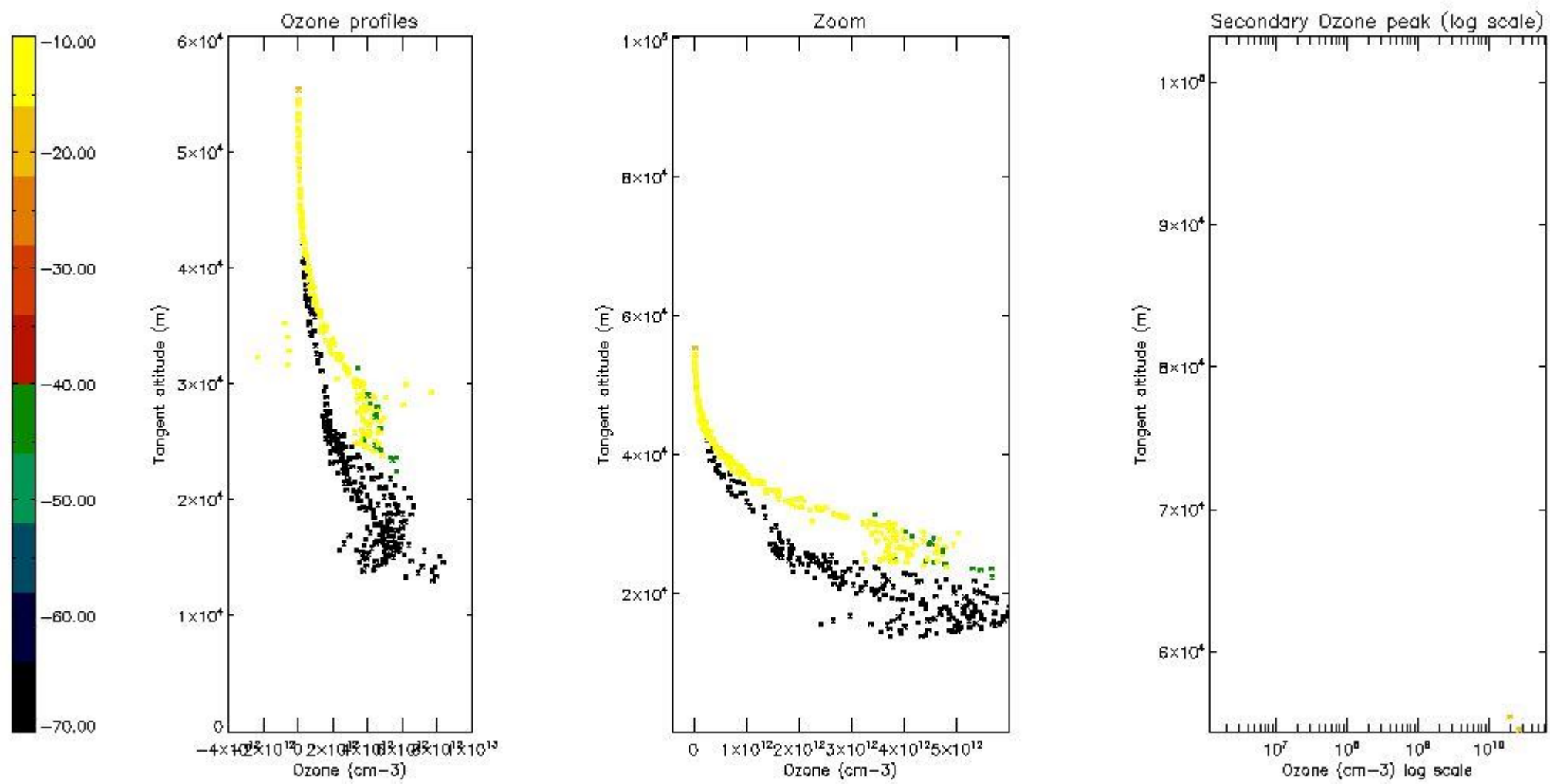
5.3 Plot ozone profiles where STD < 20% (dark without errors)

The colorbar represents the latitude.



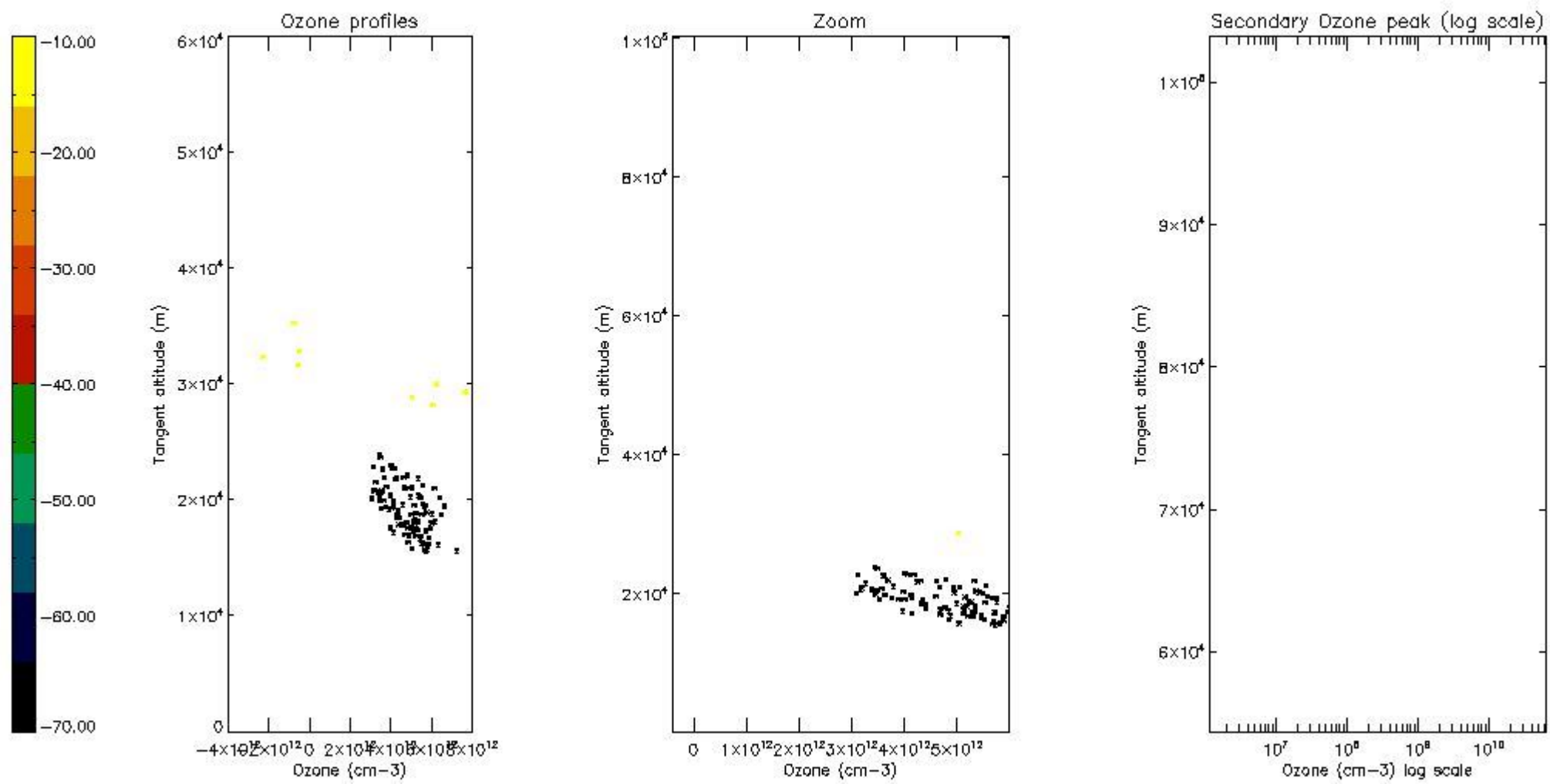
5.4 Plot ozone profiles where $STD < 10\%$ (dark without errors)

The colorbar represents the latitude.



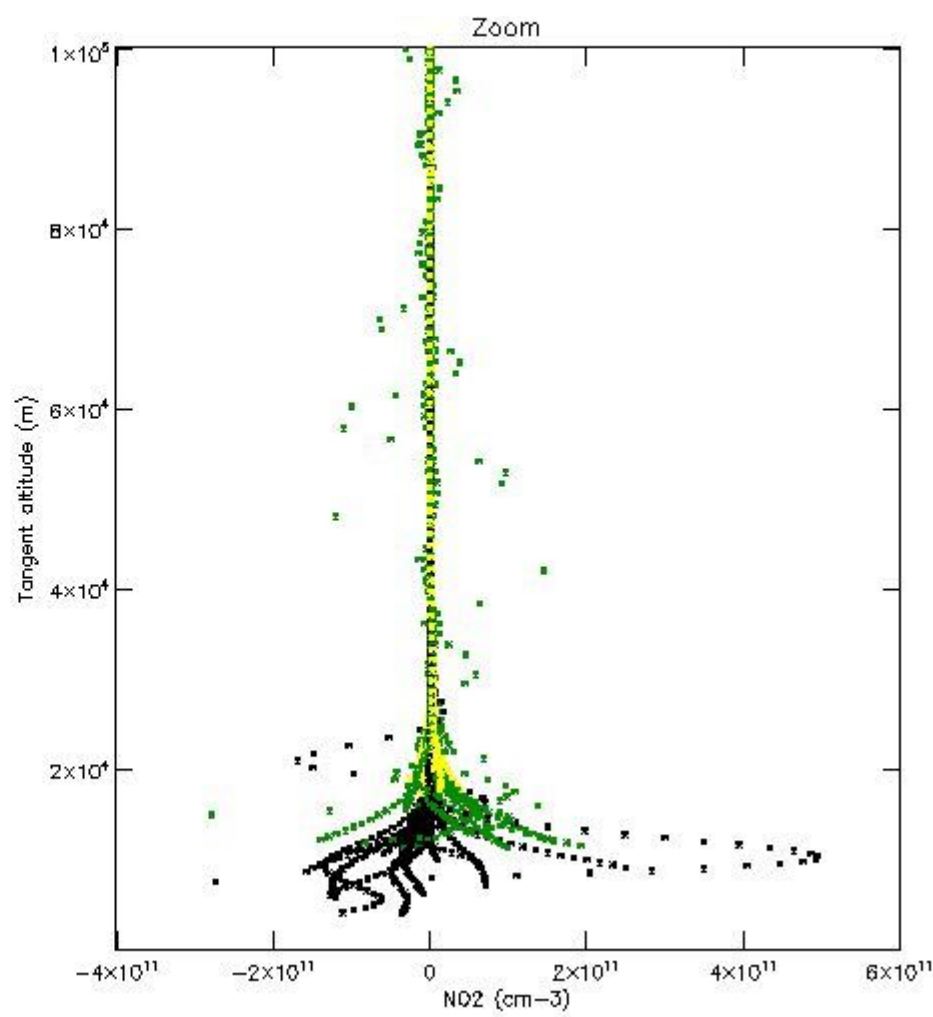
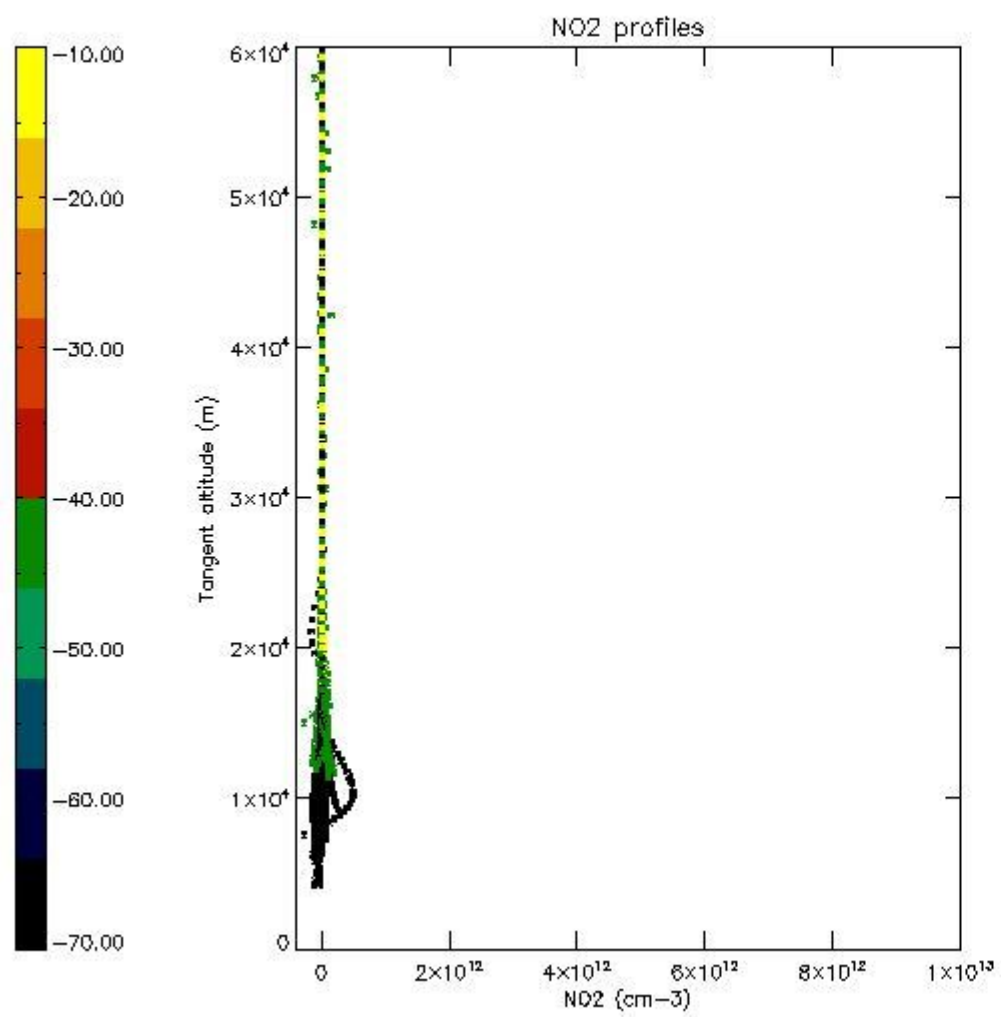
5.5 Plot ozone profiles where STD < 5% (dark without errors)

The colorbar represents the latitude.



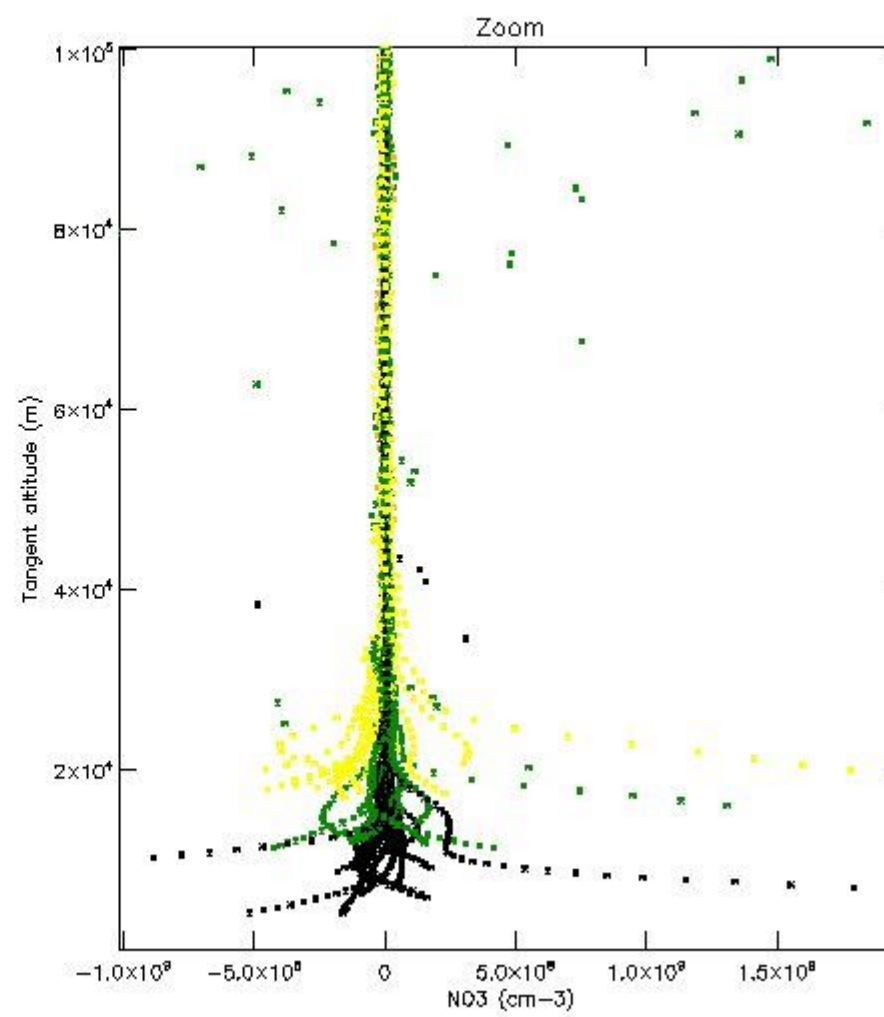
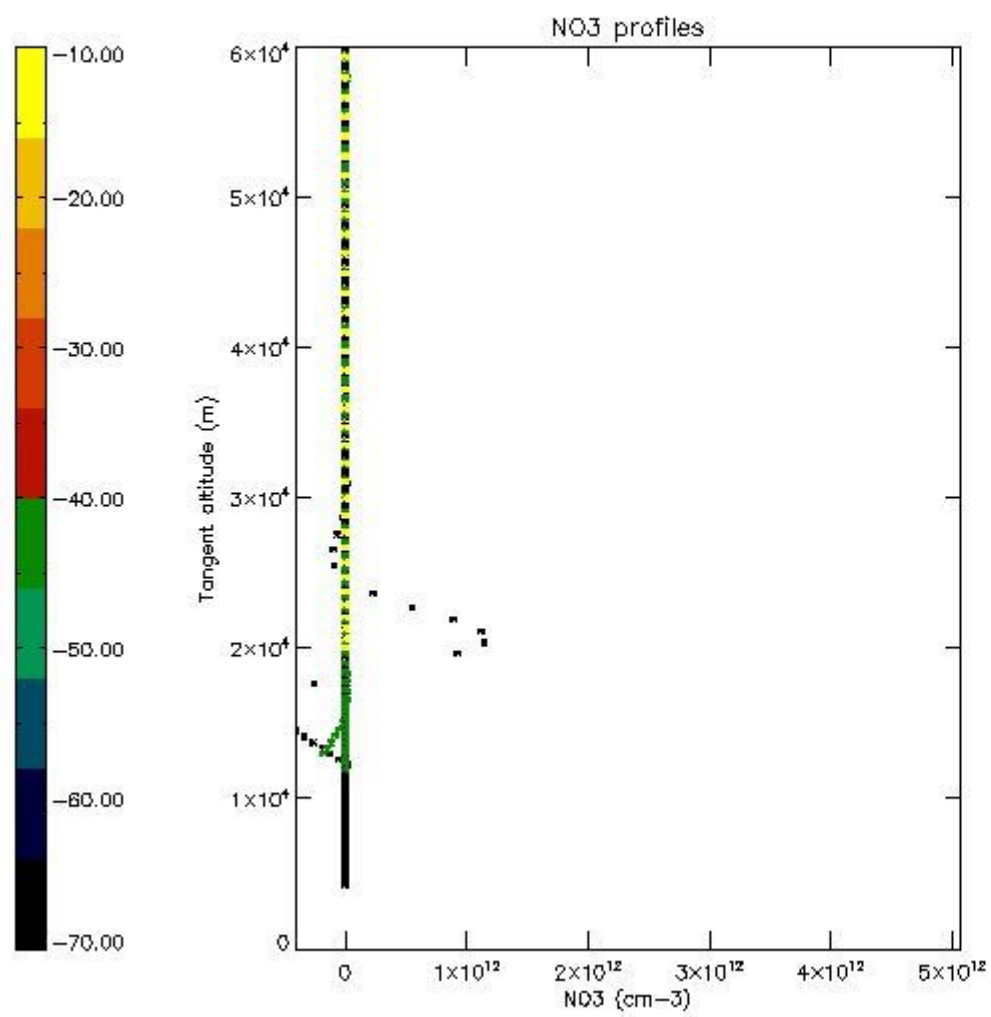
5.6 Plot NO₂ profiles for all STD (dark without errors)

The colorbar represents the latitude.



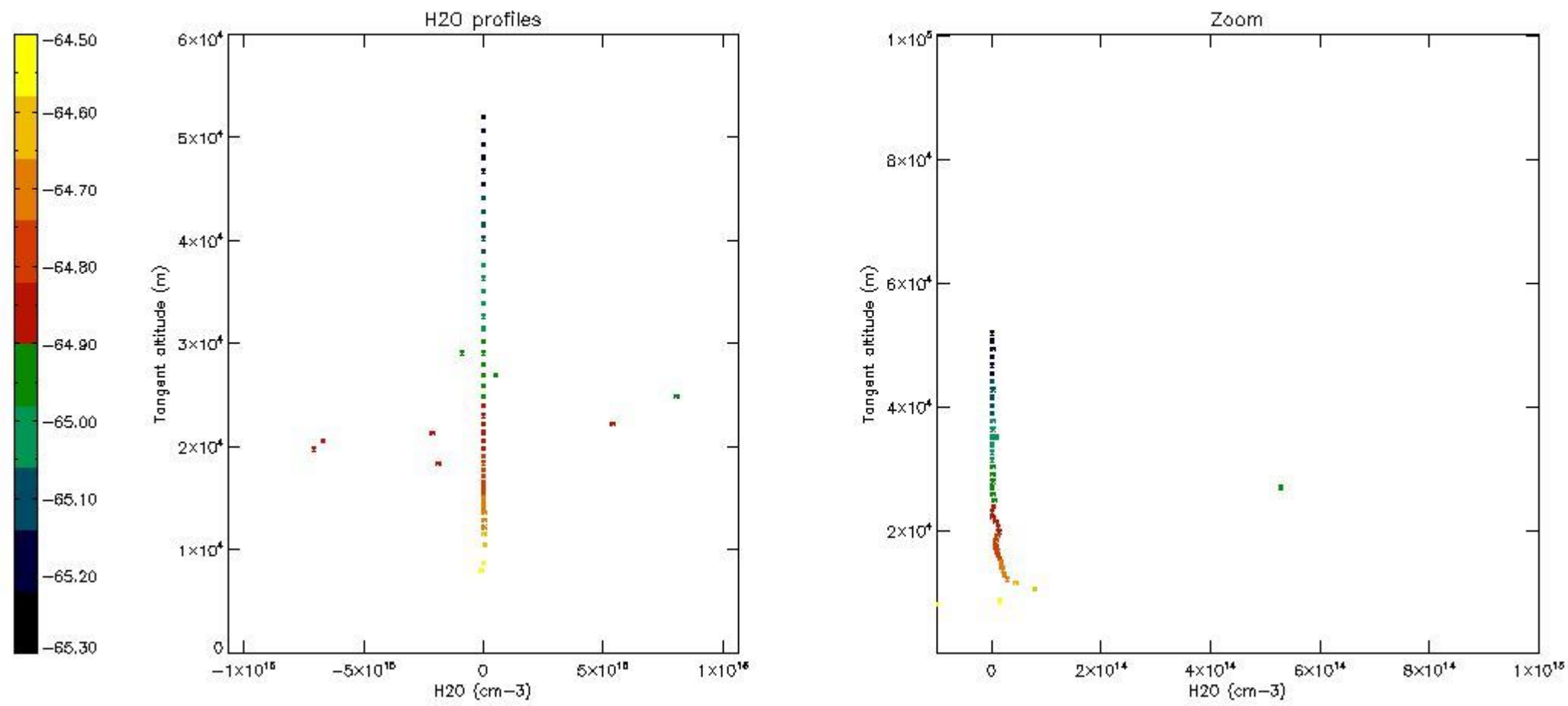
5.7 Plot NO3 profiles for all STD (dark without errors)

The colorbar represents the latitude.



5.8 Plot H₂O profiles for all STD (only for occultations of stars 1,2,3,4,13,14,16,26,63 dark without errors)

The colorbar represents the latitude.



6. Auxiliary Data Files used for the production reported in section 2

The number reported in the third column indicates since which file (see list in section 2) the corresponding auxiliary file has been used. The fourth column is the date of those product files.

Type	Auxiliary Filename	Used since product	Used since product date
INST_PHYS_CHARACTERISTICS	GOM_INS_AXVIEC20091111_143220_20030716_120000_20500101_000000	1	03-AUG-2009 00:01:46
LEVEL-2_PROC_CONFIG	GOM_PR2_AXVIEC20091111_152718_20020301_000000_20500101_000000	1	03-AUG-2009 00:01:46
CROSS_SECTIONS_FILE	GOM_CRS_AXVIEC20091111_154832_20020301_000000_20500101_000000	1	03-AUG-2009 00:01:46

GOMOS Level 2 Daily Report

SUMMARY

[1. General Info](#)

[2. Summary of processed GOM_NL_2P products](#)

[3. Level 2 Quality information per product](#)

[3.1 Plot of level 2 quality information per product \(time dependant\)](#)

[3.2 Plot of level 2 quality information per product \(world map\)](#)

[4. Level 1 Quality information per product \(stored on level 2 products\)](#)

[4.1 Plot of level 1 quality information per product \(time dependant\)](#)

[4.1.1 Plot of level 1 quality information per product \(time dependant\): ASCENDING](#)

[4.1.2 Plot of level 1 quality information per product \(time dependant\): DESCENDING](#)

[4.2 Plot of level 1 quality information per product \(world map\)](#)

[4.2.1 Plot of level 1 quality information per product \(world map\): ASCENDING](#)

[4.2.2 Plot of level 1 quality information per product \(world map\): DESCENDING](#)

[5. Ozone profiles based on quality statistics and other trace gas profiles](#)

[5.1 Ozone statistics based on quality of products](#)

[5.2 Plot ozone profiles for all STD \(dark without errors\)](#)

[5.3 Plot ozone profiles where STD < 20% \(dark without errors\)](#)

[5.4. Plot ozone profiles where STD < 10% \(dark without errors\)](#)

[5.5. Plot ozone profiles where STD < 5% \(dark without errors\)](#)

[5.6 Plot NO2 profiles for all STD \(dark without errors\)](#)

[5.7 Plot NO3 profiles for all STD \(dark without errors\)](#)

[5.8 Plot H2O profiles \(only for occultations of stars 1,2,3,4,13,14,16,26,63 dark without errors\) for all STD](#)

[6. Auxiliary Data Files used for the production reported in section 2](#)

This report presents the daily analysis on parameters extracted from GOMOS level 2 data (GOM_NL__2P). It is intended to monitor some important parameters that will impact the quality of these products. A list of level 2 products (and content) that have arrived during the reporting day to the PCF is also given.

Item	Value
Time of report generation	26APR2013 11:23:49
Data source version	GOMOS/6.01
Start time of products	03-08-2009 (03AUG2009 00:00:00)
Stop time of products	04-08-2009 (04AUG2009 00:00:00)
Store outputs in DB	Yes
Nb of level 2 prods	250
Nb of prods with errors	0

2. Summary of processed GOM_NL__2P products.

Nr	Filename	UTC Start time	Limb	Duration	Star Id	Star Name	Star Mag	Star Temp	Nb Meas	Orbit	Prod. error
1	GOM_NL__2PRFIN20090803_000146_000000492081_00188_38819_5293.N1	03-AUG-2009 00:01:46	Bright	48.500	154	22Bet Aqr	2.8990	5700.0	97	38819	No
2	GOM_NL__2PRFIN20090803_001413_000000422081_00188_38819_5294.N1	03-AUG-2009 00:14:13	Bright	42.000	92	53Eps Cyg	2.5000	4500.0	84	38819	No
3	GOM_NL__2PRFIN20090803_001722_000000422081_00188_38819_5295.N1	03-AUG-2009 00:17:22	Bright	41.500	19	50Alp Cyg	1.2460	10500.	83	38819	No
4	GOM_NL__2PRFIN20090803_002247_000000362081_00188_38819_5296.N1	03-AUG-2009 00:22:47	Bright	35.500	89	5Alp Cep	2.4510	8000.0	71	38819	No
5	GOM_NL__2PRFIN20090803_002904_000000512081_00188_38819_5297.N1	03-AUG-2009 00:29:04	Bright	51.000	74	11Bet Cas	2.2680	6600.0	102	38819	No
6	GOM_NL__2PRFIN20090803_003105_000000512081_00188_38819_5298.N1	03-AUG-2009 00:31:05	Bright	51.000	76	27Gam Cas	2.3000	30000.	102	38819	No
7	GOM_NL__2PRFIN20090803_003737_000000702081_00188_38819_5299.N1	03-AUG-2009 00:37:37	Bright	70.000	160	23Gam Per	2.9300	4700.0	140	38819	No
8	GOM_NL__2PRFIN20090803_003919_000000532081_00188_38819_5300.N1	03-AUG-2009 00:39:19	Bright	53.000	35	33Alp Per	1.7950	6250.0	106	38819	No
9	GOM_NL__2PRFIN20090803_004322_000000512081_00188_38819_5301.N1	03-AUG-2009 00:43:22	Bright	51.000	149	45Eps Per	2.8880	30000.	102	38819	No
10	GOM_NL__2PRFIN20090803_004634_000000572081_00188_38819_5302.N1	03-AUG-2009 00:46:34	Twilight	56.500	150	44Zet Per	2.8900	28000.	113	38819	No
11	GOM_NL__2PRFIN20090803_005129_000000582081_00188_38819_5303.N1	03-AUG-2009 00:51:29	Dark	58.000	13	87Alp Tau	0.86700	3800.0	116	38819	No
12	GOM_NL__2PRFIN20090803_010244_000000532081_00188_38819_5304.N1	03-AUG-2009 01:02:44	Dark	52.500	165	34Gam Eri	2.9500	3200.0	105	38819	No
13	GOM_NL__2PRFIN20090803_011209_000000472081_00189_38820_5338.N1	03-AUG-2009 01:12:09	Dark	46.500	157	The1Eri	2.9060	9300.0	93	38820	No
14	GOM_NL__2PRFIN20090803_012228_000000562081_00189_38820_5339.N1	03-AUG-2009 01:22:28	Straylight	56.000	84	Alp Phe	2.3970	4500.0	112	38820	No
15	GOM_NL__2PRFIN20090803_012631_000000532081_00189_38820_5340.N1	03-AUG-2009 01:26:31	Straylight	53.000	63	Bet Gru	2.1500	2800.0	106	38820	No
16	GOM_NL__2PRFIN20090803_013117_000000502081_00189_38820_5341.N1	03-AUG-2009 01:31:17	Twilight	50.000	18	24Alp PsA	1.1660	9700.0	100	38820	No
17	GOM_NL__2PRFIN20090803_013817_000000512081_00189_38820_5342.N1	03-AUG-2009 01:38:17	Bright	51.000	142	49Del Cap	2.8500	8900.0	102	38820	No
18	GOM_NL__2PRFIN20090803_014222_000000522081_00189_38820_5343.N1	03-AUG-2009 01:42:22	Bright	51.500	154	22Bet Aqr	2.8990	5700.0	103	38820	No
19	GOM_NL__2PRFIN20090803_015449_000000442081_00189_38820_5344.N1	03-AUG-2009 01:54:49	Bright	43.500	92	53Eps Cyg	2.5000	4500.0	87	38820	No
20	GOM_NL__2PRFIN20090803_015757_000000402081_00189_38820_5345.N1	03-AUG-2009 01:57:57	Bright	40.000	19	50Alp Cyg	1.2460	10500.	80	38820	No
21	GOM_NL__2PRFIN20090803_020323_000000372081_00189_38820_5346.N1	03-AUG-2009 02:03:23	Bright	36.500	89	5Alp Cep	2.4510	8000.0	73	38820	No
22	GOM_NL__2PRFIN20090803_020940_000000532081_00189_38820_5347.N1	03-AUG-2009 02:09:40	Bright	52.500	74	11Bet Cas	2.2680	6600.0	105	38820	No
23	GOM_NL__2PRFIN20090803_021140_000000552081_00189_38820_5348.N1	03-AUG-2009 02:11:40	Bright	55.000	76	27Gam Cas	2.3000	30000.	110	38820	No
24	GOM_NL__2PRFIN20090803_021812_000000472081_00189_38820_5349.N1	03-AUG-2009 02:18:12	Bright	47.000	160	23Gam Per	2.9300	4700.0	94	38820	No
25	GOM_NL__2PRFIN20090803_021954_000000522081_00189_38820_5350.N1	03-AUG-2009 02:19:54	Bright	52.000	35	33Alp Per	1.7950	6250.0	104	38820	No
26	GOM_NL__2PRFIN20090803_022358_000000492081_00189_38820_5351.N1	03-AUG-2009 02:23:58	Bright	49.000	149	45Eps Per	2.8880	30000.	98	38820	No
27	GOM_NL__2PRFIN20090803_022710_000000582081_00189_38820_5352.N1	03-AUG-2009 02:27:10	Twilight	57.500	150	44Zet Per	2.8900	28000.	115	38820	No
28	GOM_NL__2PRFIN20090803_023205_000000652081_00189_38820_5353.N1	03-AUG-2009 02:32:05	Dark	65.000	13	87Alp Tau	0.86700	3800.0	130	38820	No
29	GOM_NL__2PRFIN20090803_024321_000000582081_00189_38820_5354.N1	03-AUG-2009 02:43:21	Dark	58.000	165	34Gam Eri	2.9500	3200.0	116	38820	No
30	GOM_NL__2PRFIN20090803_025246_000000482081_00190_38821_5354.N1	03-AUG-2009 02:52:46	Dark	48.000	157	The1Eri	2.9060	9300.0	96	38821	No
31	GOM_NL__2PRFIN20090803_030305_000000622081_00190_38821_5355.N1	03-AUG-2009 03:03:05	Straylight	62.000	84	Alp Phe	2.3970	4500.0	124	38821	No
32	GOM_NL__2PRFIN20090803_030707_000000592081_00190_38821_5356.N1	03-AUG-2009 03:07:07	Straylight	58.500	63	Bet Gru	2.1500	2800.0	117	38821	No
33	GOM_NL__2PRFIN20090803_031154_000000502081_00190_38821_5357.N1	03-AUG-2009 03:11:54	Twilight	50.000	18	24Alp PsA	1.1660	9700.0	100	38821	No
34	GOM_NL__2PRFIN20090803_031853_000000502081_00190_38821_5358.N1	03-AUG-2009 03:18:53	Bright	50.000	142	49Del Cap	2.8500	8900.0	100	38821	No
35	GOM_NL__2PRFIN20090803_032258_000000512081_00190_38821_5359.N1	03-AUG-2009 03:22:58	Bright	51.000	154	22Bet Aqr	2.8990	5700.0	102	38821	No
36	GOM_NL__2PRFIN20090803_033524_000000442081_00190_38821_5360.N1	03-AUG-2009 03:35:24	Bright	43.500	92	53Eps Cyg	2.5000	4500.0	87	38821	No
37	GOM_NL__2PRFIN20090803_033833_000000412081_00190_38821_5361.N1	03-AUG-2009 03:38:33	Bright	41.000	19	50Alp Cyg	1.2460	10500.	82	38821	No
38	GOM_NL__2PRFIN20090803_034358_000000402081_00190_38821_5362.N1	03-AUG-2009 03:43:58	Bright	40.000	89	5Alp Cep	2.4510	8000.0	80	38821	No
39	GOM_NL__2PRFIN20090803_035015_000000482081_00190_38821_5363.N1	03-AUG-2009 03:50:15	Bright	48.000	74	11Bet Cas	2.2680	6600.0	96	38821	No
40	GOM_NL__2PRFIN20090803_035216_000000512081_00190_38821_5364.N1	03-AUG-2009 03:52:16	Bright	50.500	76	27Gam Cas	2.3000	30000.	101	38821	No
41	GOM_NL__2PRFIN20090803_035848_000000492081_00190_38821_5365.N1	03-AUG-2009 03:58:48	Bright	49.000	160	23Gam Per	2.9300	4700.0	98	38821	No
42	GOM_NL__2PRFIN20090803_040030_000000512081_00190_38821_5366.N1	03-AUG-2009 04:00:30	Bright	51.000	35	33Alp Per	1.7950	6250.0	102	38821	No

43	GOM_NL__2PRFIN20090803_040434_000000482081_00190_38821_5367.N1	03-AUG-2009 04:04:34	Bright	47.500	149	45Eps Per	2.8880	30000.	95	38821	No
44	GOM_NL__2PRFIN20090803_040746_000000562081_00190_38821_5368.N1	03-AUG-2009 04:07:46	Twilight	56.000	150	44Zet Per	2.8900	28000.	112	38821	No
45	GOM_NL__2PRFIN20090803_041242_000000562081_00190_38821_5369.N1	03-AUG-2009 04:12:42	Dark	55.500	13	87Alp Tau	0.86700	3800.0	111	38821	No
46	GOM_NL__2PRFIN20090803_042358_000000542081_00190_38821_5370.N1	03-AUG-2009 04:23:58	Dark	53.500	165	34Gam Eri	2.9500	3200.0	107	38821	No
47	GOM_NL__2PRFIN20090803_043322_000000482081_00191_38822_5365.N1	03-AUG-2009 04:33:22	Dark	48.000	157	The1Eri	2.9060	9300.0	96	38822	No
48	GOM_NL__2PRFIN20090803_044342_000000592081_00191_38822_5366.N1	03-AUG-2009 04:43:42	Straylight	58.500	84	Alp Phe	2.3970	4500.0	117	38822	No
49	GOM_NL__2PRFIN20090803_044744_000000582081_00191_38822_5367.N1	03-AUG-2009 04:47:44	Straylight	57.500	63	Bet Gru	2.1500	2800.0	115	38822	No
50	GOM_NL__2PRFIN20090803_045230_000000532081_00191_38822_5368.N1	03-AUG-2009 04:52:30	Twilight	53.000	18	24Alp PsA	1.1660	9700.0	106	38822	No
51	GOM_NL__2PRFIN20090803_045929_000000512081_00191_38822_5369.N1	03-AUG-2009 04:59:29	Bright	51.000	142	49Del Cap	2.8500	8900.0	102	38822	No
52	GOM_NL__2PRFIN20090803_050333_000000502081_00191_38822_5370.N1	03-AUG-2009 05:03:33	Bright	50.000	154	22Bet Aqr	2.8990	5700.0	100	38822	No
53	GOM_NL__2PRFIN20090803_051600_000000442081_00191_38822_5371.N1	03-AUG-2009 05:16:00	Bright	43.500	92	53Eps Cyg	2.5000	4500.0	87	38822	No
54	GOM_NL__2PRFIN20090803_051908_000000412081_00191_38822_5372.N1	03-AUG-2009 05:19:08	Bright	41.000	19	50Alp Cyg	1.2460	10500.	82	38822	No
55	GOM_NL__2PRFIN20090803_052434_000000402081_00191_38822_5373.N1	03-AUG-2009 05:24:34	Bright	40.000	89	5Alp Cep	2.4510	8000.0	80	38822	No
56	GOM_NL__2PRFIN20090803_053050_000000502081_00191_38822_5374.N1	03-AUG-2009 05:30:50	Bright	49.500	74	11Bet Cas	2.2680	6600.0	99	38822	No
57	GOM_NL__2PRFIN20090803_053251_000000502081_00191_38822_5375.N1	03-AUG-2009 05:32:51	Bright	50.000	76	27Gam Cas	2.3000	30000.	100	38822	No
58	GOM_NL__2PRFIN20090803_053923_000000482081_00191_38822_5376.N1	03-AUG-2009 05:39:23	Bright	47.500	160	23Gam Per	2.9300	4700.0	95	38822	No
59	GOM_NL__2PRFIN20090803_054106_000000482081_00191_38822_5377.N1	03-AUG-2009 05:41:06	Bright	47.500	35	33Alp Per	1.7950	6250.0	95	38822	No
60	GOM_NL__2PRFIN20090803_054317_000000432081_00191_38822_5378.N1	03-AUG-2009 05:43:17	Bright	42.500	6	13Alp Aur	0.080000	3400.0	85	38822	No
61	GOM_NL__2PRFIN20090803_054510_000000482081_00191_38822_5379.N1	03-AUG-2009 05:45:10	Bright	48.000	149	45Eps Per	2.8880	30000.	96	38822	No
62	GOM_NL__2PRFIN20090803_054822_000000572081_00191_38822_5380.N1	03-AUG-2009 05:48:22	Twilight	56.500	150	44Zet Per	2.8900	28000.	113	38822	No
63	GOM_NL__2PRFIN20090803_055318_000000662081_00191_38822_5381.N1	03-AUG-2009 05:53:18	Dark	66.000	13	87Alp Tau	0.86700	3800.0	132	38822	No
64	GOM_NL__2PRFIN20090803_060435_000000582081_00191_38822_5382.N1	03-AUG-2009 06:04:35	Dark	58.000	165	34Gam Eri	2.9500	3200.0	116	38822	No
65	GOM_NL__2PRFIN20090803_061359_000000462081_00192_38823_5382.N1	03-AUG-2009 06:13:59	Dark	45.500	157	The1Eri	2.9060	9300.0	91	38823	No
66	GOM_NL__2PRFIN20090803_062419_000000632081_00192_38823_5383.N1	03-AUG-2009 06:24:19	Straylight	63.000	84	Alp Phe	2.3970	4500.0	126	38823	No
67	GOM_NL__2PRFIN20090803_062820_000000582081_00192_38823_5384.N1	03-AUG-2009 06:28:20	Straylight	57.500	63	Bet Gru	2.1500	2800.0	115	38823	No
68	GOM_NL__2PRFIN20090803_063307_000000532081_00192_38823_5385.N1	03-AUG-2009 06:33:07	Twilight	53.000	18	24Alp PsA	1.1660	9700.0	106	38823	No
69	GOM_NL__2PRFIN20090803_064005_000000502081_00192_38823_5386.N1	03-AUG-2009 06:40:05	Bright	49.500	142	49Del Cap	2.8500	8900.0	99	38823	No
70	GOM_NL__2PRFIN20090803_064409_000000512081_00192_38823_5387.N1	03-AUG-2009 06:44:09	Bright	51.000	154	22Bet Aqr	2.8990	5700.0	102	38823	No
71	GOM_NL__2PRFIN20090803_065635_000000622081_00192_38823_5388.N1	03-AUG-2009 06:56:35	Bright	62.000	92	53Eps Cyg	2.5000	4500.0	124	38823	No
72	GOM_NL__2PRFIN20090803_065944_000000422081_00192_38823_5389.N1	03-AUG-2009 06:59:44	Bright	41.500	19	50Alp Cyg	1.2460	10500.	83	38823	No
73	GOM_NL__2PRFIN20090803_070510_000000402081_00192_38823_5390.N1	03-AUG-2009 07:05:10	Bright	39.500	89	5Alp Cep	2.4510	8000.0	79	38823	No
74	GOM_NL__2PRFIN20090803_071125_000000492081_00192_38823_5391.N1	03-AUG-2009 07:11:25	Bright	49.000	74	11Bet Cas	2.2680	6600.0	98	38823	No
75	GOM_NL__2PRFIN20090803_071326_000000502081_00192_38823_5392.N1	03-AUG-2009 07:13:26	Bright	49.500	76	27Gam Cas	2.3000	30000.	99	38823	No
76	GOM_NL__2PRFIN20090803_071959_000000482081_00192_38823_5393.N1	03-AUG-2009 07:19:59	Bright	47.500	160	23Gam Per	2.9300	4700.0	95	38823	No
77	GOM_NL__2PRFIN20090803_072141_000000522081_00192_38823_5394.N1	03-AUG-2009 07:21:41	Bright	52.000	35	33Alp Per	1.7950	6250.0	104	38823	No
78	GOM_NL__2PRFIN20090803_072353_000000452081_00192_38823_5395.N1	03-AUG-2009 07:23:53	Bright	44.500	6	13Alp Aur	0.080000	3400.0	89	38823	No
79	GOM_NL__2PRFIN20090803_072546_000000502081_00192_38823_5396.N1	03-AUG-2009 07:25:46	Bright	49.500	149	45Eps Per	2.8880	30000.	99	38823	No
80	GOM_NL__2PRFIN20090803_072858_000000552081_00192_38823_5397.N1	03-AUG-2009 07:28:58	Twilight	54.500	150	44Zet Per	2.8900	28000.	109	38823	No
81	GOM_NL__2PRFIN20090803_073355_000000542081_00192_38823_5398.N1	03-AUG-2009 07:33:55	Dark	53.500	13	87Alp Tau	0.86700	3800.0	107	38823	No
82	GOM_NL__2PRFIN20090803_074511_000000572081_00192_38823_5399.N1	03-AUG-2009 07:45:11	Dark	56.500	165	34Gam Eri	2.9500	3200.0	113	38823	No
83	GOM_NL__2PRFIN20090803_075436_000000492081_00193_38824_5396.N1	03-AUG-2009 07:54:36	Dark	49.000	157	The1Eri	2.9060	9300.0	98	38824	No
84	GOM_NL__2PRFIN20090803_080456_000000522081_00193_38824_5397.N1	03-AUG-2009 08:04:56	Straylight	52.000	84	Alp Phe	2.3970	4500.0	104	38824	No
85	GOM_NL__2PRFIN20090803_080857_000000602081_00193_38824_5398.N1	03-AUG-2009 08:08:57	Straylight	60.000	63	Bet Gru	2.1500	2800.0	120	38824	No
86	GOM_NL__2PRFIN20090803_081343_000000562081_00193_38824_5399.N1	03-AUG-2009 08:13:43	Twilight	56.000	18	24Alp PsA	1.1660	9700.0	112	38824	No
87	GOM_NL__2PRFIN20090803_082041_000000512081_00193_38824_5400.N1	03-AUG-2009 08:20:41	Bright	50.500	142	49Del Cap	2.8500	8900.0	101	38824	No
88	GOM_NL__2PRFIN20090803_082445_000000502081_00193_38824_5401.N1	03-AUG-2009 08:24:45	Bright	49.500	154	22Bet Aqr	2.8990	5700.0	99	38824	No
89	GOM_NL__2PRFIN20090803_083711_000000402081_00193_38824_5402.N1	03-AUG-2009 08:37:11	Bright	40.000	92	53Eps Cyg	2.5000	4500.0	80	38824	No
90	GOM_NL__2PRFIN20090803_084019_000000432081_00193_38824_5403.N1	03-AUG-2009 08:40:19	Bright	43.000	19	50Alp Cyg	1.2460	10500.	86	38824	No
91	GOM_NL__2PRFIN20090803_084545_000000392081_00193_38824_5404.N1	03-AUG-2009 08:45:45	Bright	39.000	89	5Alp Cep	2.4510	8000.0	78	38824	No
92	GOM_NL__2PRFIN20090803_085200_000000502081_00193_38824_5405.N1	03-AUG-2009 08:52:00	Bright	49.500	74	11Bet Cas	2.2680	6600.0	99	38824	No
93	GOM_NL__2PRFIN20090803_085401_000000492081_00193_38824_5406.N1	03-AUG-2009 08:54:01	Bright	48.500	76	27Gam Cas	2.3000	30000.	97	38824	No
94	GOM_NL__2PRFIN20090803_090035_000000552081_00193_38824_5407.N1	03-AUG-2009 09:00:35	Bright	54.500	160	23Gam Per	2.9300	4700.0	109	38824	No
95	GOM_NL__2PRFIN20090803_090217_000000502081_00193_38824_5408.N1	03-AUG-2009 09:02:17	Bright	50.000	35	33Alp Per	1.7950	6250.0	100	38824	No
96	GOM_NL__2PRFIN20090803_090429_000000462081_00193_38824_5409.N1	03-AUG-2009 09:04:29	Bright	46.000	6	13Alp Aur	0.080000	3400.0	92	38824	No
97	GOM_NL__2PRFIN20090803_090622_000000522081_00193_38824_5410.N1	03-AUG-2009 09:06:22	Bright	51.500	149	45Eps Per	2.8880	30000.	103	38824	No
98	GOM_NL__2PRFIN20090803_090934_000000552081_00193_38824_5411.N1	03-AUG-2009 09:09:34	Twilight	55.000	150	44Zet Per	2.8900	28000.	110	38824	No
99	GOM_NL__2PRFIN20090803_091431_000000622081_00193_38824_5412.N1	03-AUG-2009 09:14:31	Dark	62.000	13	87Alp Tau	0.86700	3800.0	124	38824	No
100	GOM_NL__2PRFIN20090803_092548_000000542081_00193_38824_5413.N1	03-AUG-2009 09:25:48	Dark	54.000	165	34Gam Eri	2.9500	3200.0	108	38824	No
101	GOM_NL__2PRFIN20090803_093514_000000472081_00194_38825_5443.N1	03-AUG-2009 09:35:14	Dark	46.500	157	The1Eri	2.9060	9300.0	93	38825	No

102	GOM_NL__2PRFIN20090803_094533_000000542081_00194_38825_5444.N1	03-AUG-2009 09:45:33	Straylight	54.000	84	Alp Phe	2.3970	4500.0	108	38825	No
103	GOM_NL__2PRFIN20090803_100521_000000502081_00194_38825_5445.N1	03-AUG-2009 10:05:21	Bright	49.500	154	22Bet Aqr	2.8990	5700.0	99	38825	No
104	GOM_NL__2PRFIN20090803_101746_000000412081_00194_38825_5446.N1	03-AUG-2009 10:17:46	Bright	40.500	92	53Eps Cyg	2.5000	4500.0	81	38825	No
105	GOM_NL__2PRFIN20090803_102055_000000412081_00194_38825_5447.N1	03-AUG-2009 10:20:55	Bright	41.000	19	50Alp Cyg	1.2460	10500.	82	38825	No
106	GOM_NL__2PRFIN20090803_102621_000000392081_00194_38825_5448.N1	03-AUG-2009 10:26:21	Bright	38.500	89	5Alp Cep	2.4510	8000.0	77	38825	No
107	GOM_NL__2PRFIN20090803_103235_000000522081_00194_38825_5449.N1	03-AUG-2009 10:32:35	Bright	51.500	74	11Bet Cas	2.2680	6600.0	103	38825	No
108	GOM_NL__2PRFIN20090803_103437_000000482081_00194_38825_5450.N1	03-AUG-2009 10:34:37	Bright	48.000	76	27Gam Cas	2.3000	30000.	96	38825	No
109	GOM_NL__2PRFIN20090803_104110_000000462081_00194_38825_5451.N1	03-AUG-2009 10:41:10	Bright	46.000	160	23Gam Per	2.9300	4700.0	92	38825	No
110	GOM_NL__2PRFIN20090803_104252_000000532081_00194_38825_5452.N1	03-AUG-2009 10:42:52	Bright	53.000	35	33Alp Per	1.7950	6250.0	106	38825	No
111	GOM_NL__2PRFIN20090803_104505_000000472081_00194_38825_5453.N1	03-AUG-2009 10:45:05	Bright	47.000	6	13Alp Aur	0.080000	3400.0	94	38825	No
112	GOM_NL__2PRFIN20090803_104658_000000482081_00194_38825_5454.N1	03-AUG-2009 10:46:58	Bright	48.000	149	45Eps Per	2.8880	30000.	96	38825	No
113	GOM_NL__2PRFIN20090803_105010_000000582081_00194_38825_5455.N1	03-AUG-2009 10:50:10	Tw_i_and_stray	58.000	150	44Zet Per	2.8900	28000.	116	38825	No
114	GOM_NL__2PRFIN20090803_105507_000000612081_00194_38825_5456.N1	03-AUG-2009 10:55:07	Dark	60.500	13	87Alp Tau	0.86700	3800.0	121	38825	No
115	GOM_NL__2PRFIN20090803_110625_000000572081_00194_38825_5457.N1	03-AUG-2009 11:06:25	Dark	57.000	165	34Gam Eri	2.9500	3200.0	114	38825	No
116	GOM_NL__2PRFIN20090803_111550_000000482081_00195_38826_5471.N1	03-AUG-2009 11:15:50	Dark	47.500	157	The1Eri	2.9060	9300.0	95	38826	No
117	GOM_NL__2PRFIN20090803_112610_000000642081_00195_38826_5472.N1	03-AUG-2009 11:26:10	Straylight	63.500	84	Alp Phe	2.3970	4500.0	127	38826	No
118	GOM_NL__2PRFIN20090803_113010_000000542081_00195_38826_5473.N1	03-AUG-2009 11:30:10	Straylight	53.500	63	Bet Gru	2.1500	2800.0	107	38826	No
119	GOM_NL__2PRFIN20090803_113457_000000592081_00195_38826_5474.N1	03-AUG-2009 11:34:57	Tw_i_and_stray	59.000	18	24Alp PsA	1.1660	9700.0	118	38826	No
120	GOM_NL__2PRFIN20090803_114153_000000722081_00195_38826_5475.N1	03-AUG-2009 11:41:53	Bright	72.000	142	49Del Cap	2.8500	8900.0	144	38826	No
121	GOM_NL__2PRFIN20090803_114557_000000512081_00195_38826_5476.N1	03-AUG-2009 11:45:57	Bright	50.500	154	22Bet Aqr	2.8990	5700.0	101	38826	No
122	GOM_NL__2PRFIN20090803_115822_000000482081_00195_38826_5477.N1	03-AUG-2009 11:58:22	Bright	48.000	92	53Eps Cyg	2.5000	4500.0	96	38826	No
123	GOM_NL__2PRFIN20090803_120130_000000412081_00195_38826_5478.N1	03-AUG-2009 12:01:30	Bright	41.000	19	50Alp Cyg	1.2460	10500.	82	38826	No
124	GOM_NL__2PRFIN20090803_120656_000000402081_00195_38826_5479.N1	03-AUG-2009 12:06:56	Bright	40.000	89	5Alp Cep	2.4510	8000.0	80	38826	No
125	GOM_NL__2PRFIN20090803_121310_000000522081_00195_38826_5480.N1	03-AUG-2009 12:13:10	Bright	51.500	74	11Bet Cas	2.2680	6600.0	103	38826	No
126	GOM_NL__2PRFIN20090803_121512_000000722081_00195_38826_5481.N1	03-AUG-2009 12:15:12	Bright	72.000	76	27Gam Cas	2.3000	30000.	144	38826	No
127	GOM_NL__2PRFIN20090803_122146_000000582081_00195_38826_5482.N1	03-AUG-2009 12:21:46	Bright	58.000	160	23Gam Per	2.9300	4700.0	116	38826	No
128	GOM_NL__2PRFIN20090803_122328_000000512081_00195_38826_5483.N1	03-AUG-2009 12:23:28	Bright	50.500	35	33Alp Per	1.7950	6250.0	101	38826	No
129	GOM_NL__2PRFIN20090803_122541_000000562081_00195_38826_5484.N1	03-AUG-2009 12:25:41	Bright	56.000	6	13Alp Aur	0.080000	3400.0	112	38826	No
130	GOM_NL__2PRFIN20090803_122734_000000502081_00195_38826_5485.N1	03-AUG-2009 12:27:34	Bright	50.000	149	45Eps Per	2.8880	30000.	100	38826	No
131	GOM_NL__2PRFIN20090803_123046_000000582081_00195_38826_5486.N1	03-AUG-2009 12:30:46	Tw_i_and_stray	58.000	150	44Zet Per	2.8900	28000.	116	38826	No
132	GOM_NL__2PRFIN20090803_123544_000000562081_00195_38826_5487.N1	03-AUG-2009 12:35:44	Dark	56.000	13	87Alp Tau	0.86700	3800.0	112	38826	No
133	GOM_NL__2PRFIN20090803_124702_000000592081_00195_38826_5488.N1	03-AUG-2009 12:47:02	Dark	58.500	165	34Gam Eri	2.9500	3200.0	117	38826	No
134	GOM_NL__2PRFIN20090803_130646_000000532081_00196_38827_5486.N1	03-AUG-2009 13:06:46	Straylight	52.500	84	Alp Phe	2.3970	4500.0	105	38827	No
135	GOM_NL__2PRFIN20090803_131046_000000472081_00196_38827_5487.N1	03-AUG-2009 13:10:46	Straylight	46.500	63	Bet Gru	2.1500	2800.0	93	38827	No
136	GOM_NL__2PRFIN20090803_131533_000000592081_00196_38827_5488.N1	03-AUG-2009 13:15:33	Tw_i_and_stray	59.000	18	24Alp PsA	1.1660	9700.0	118	38827	No
137	GOM_NL__2PRFIN20090803_132229_000000482081_00196_38827_5489.N1	03-AUG-2009 13:22:29	Bright	47.500	142	49Del Cap	2.8500	8900.0	95	38827	No
138	GOM_NL__2PRFIN20090803_132632_000000492081_00196_38827_5490.N1	03-AUG-2009 13:26:32	Bright	48.500	154	22Bet Aqr	2.8990	5700.0	97	38827	No
139	GOM_NL__2PRFIN20090803_133857_000000412081_00196_38827_5491.N1	03-AUG-2009 13:38:57	Bright	41.000	92	53Eps Cyg	2.5000	4500.0	82	38827	No
140	GOM_NL__2PRFIN20090803_134206_000000602081_00196_38827_5492.N1	03-AUG-2009 13:42:06	Bright	60.000	19	50Alp Cyg	1.2460	10500.	120	38827	No
141	GOM_NL__2PRFIN20090803_134732_000000412081_00196_38827_5493.N1	03-AUG-2009 13:47:32	Bright	40.500	89	5Alp Cep	2.4510	8000.0	81	38827	No
142	GOM_NL__2PRFIN20090803_135345_000000502081_00196_38827_5494.N1	03-AUG-2009 13:53:45	Bright	50.000	74	11Bet Cas	2.2680	6600.0	100	38827	No
143	GOM_NL__2PRFIN20090803_135547_000000502081_00196_38827_5495.N1	03-AUG-2009 13:55:47	Bright	49.500	76	27Gam Cas	2.3000	30000.	99	38827	No
144	GOM_NL__2PRFIN20090803_140221_000000482081_00196_38827_5496.N1	03-AUG-2009 14:02:21	Bright	48.000	160	23Gam Per	2.9300	4700.0	96	38827	No
145	GOM_NL__2PRFIN20090803_140404_000000502081_00196_38827_5497.N1	03-AUG-2009 14:04:04	Bright	50.000	35	33Alp Per	1.7950	6250.0	100	38827	No
146	GOM_NL__2PRFIN20090803_140617_000000462081_00196_38827_5498.N1	03-AUG-2009 14:06:17	Bright	46.000	6	13Alp Aur	0.080000	3400.0	92	38827	No
147	GOM_NL__2PRFIN20090803_140809_000000492081_00196_38827_5499.N1	03-AUG-2009 14:08:09	Bright	49.000	149	45Eps Per	2.8880	30000.	98	38827	No
148	GOM_NL__2PRFIN20090803_141122_000000572081_00196_38827_5500.N1	03-AUG-2009 14:11:22	Tw_i_and_stray	57.000	150	44Zet Per	2.8900	28000.	114	38827	No
149	GOM_NL__2PRFIN20090803_141620_000000632081_00196_38827_5501.N1	03-AUG-2009 14:16:20	Dark	63.000	13	87Alp Tau	0.86700	3800.0	126	38827	No
150	GOM_NL__2PRFIN20090803_142739_000000592081_00196_38827_5502.N1	03-AUG-2009 14:27:39	Dark	59.000	165	34Gam Eri	2.9500	3200.0	118	38827	No
151	GOM_NL__2PRFIN20090803_144723_000000582081_00197_38828_5500.N1	03-AUG-2009 14:47:23	Straylight	57.500	84	Alp Phe	2.3970	4500.0	115	38828	No
152	GOM_NL__2PRFIN20090803_145123_000000502081_00197_38828_5501.N1	03-AUG-2009 14:51:23	Straylight	49.500	63	Bet Gru	2.1500	2800.0	99	38828	No
153	GOM_NL__2PRFIN20090803_145610_000000632081_00197_38828_5502.N1	03-AUG-2009 14:56:10	Tw_i_and_stray	62.500	18	24Alp PsA	1.1660	9700.0	125	38828	No
154	GOM_NL__2PRFIN20090803_150305_000000512081_00197_38828_5503.N1	03-AUG-2009 15:03:05	Bright	51.000	142	49Del Cap	2.8500	8900.0	102	38828	No
155	GOM_NL__2PRFIN20090803_150708_000000482081_00197_38828_5504.N1	03-AUG-2009 15:07:08	Bright	48.000	154	22Bet Aqr	2.8990	5700.0	96	38828	No
156	GOM_NL__2PRFIN20090803_151933_000000432081_00197_38828_5505.N1	03-AUG-2009 15:19:33	Bright	43.000	92	53Eps Cyg	2.5000	4500.0	86	38828	No
157	GOM_NL__2PRFIN20090803_152241_000000522081_00197_38828_5506.N1	03-AUG-2009 15:22:41	Bright	51.500	19	50Alp Cyg	1.2460	10500.	103	38828	No
158	GOM_NL__2PRFIN20090803_152807_000000412081_00197_38828_5507.N1	03-AUG-2009 15:28:07	Bright	40.500	89	5Alp Cep	2.4510	8000.0	81	38828	No
159	GOM_NL__2PRFIN20090803_153421_000000502081_00197_38828_5508.N1	03-AUG-2009 15:34:21	Bright	49.500	74	11Bet Cas	2.2680	6600.0	99	38828	No
160	GOM_NL__2PRFIN20090803_153622_000000492081_00197_38828_5509.N1	03-AUG-2009 15:36:22	Bright	49.000	76	27Gam Cas	2.3000	30000.	98	38828	No

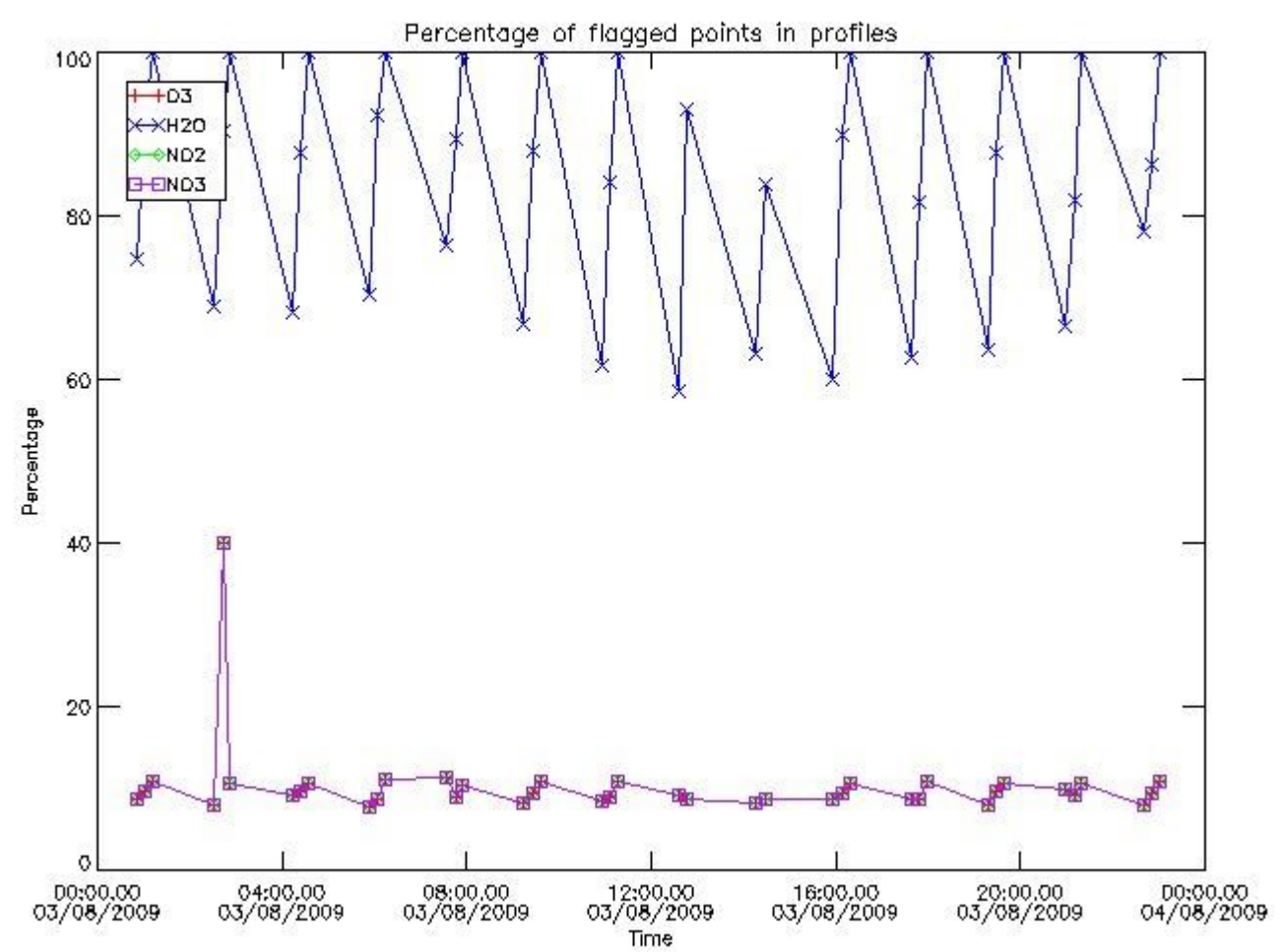
161	GOM_NL__2PRFIN20090803_154257_000000712081_00197_38828_5510.N1	03-AUG-2009 15:42:57	Bright	71.000	160	23Gam Per	2.9300	4700.0	142	38828	No
162	GOM_NL__2PRFIN20090803_154439_000000552081_00197_38828_5511.N1	03-AUG-2009 15:44:39	Bright	55.000	35	33Alp Per	1.7950	6250.0	110	38828	No
163	GOM_NL__2PRFIN20090803_154653_000000562081_00197_38828_5512.N1	03-AUG-2009 15:46:53	Bright	56.000	6	13Alp Aur	0.080000	3400.0	112	38828	No
164	GOM_NL__2PRFIN20090803_154845_000000492081_00197_38828_5513.N1	03-AUG-2009 15:48:45	Bright	49.000	149	45Eps Per	2.8880	30000.	98	38828	No
165	GOM_NL__2PRFIN20090803_155158_000000582081_00197_38828_5514.N1	03-AUG-2009 15:51:58	Twilight	58.000	150	44Zet Per	2.8900	28000.	116	38828	No
166	GOM_NL__2PRFIN20090803_155656_000000582081_00197_38828_5515.N1	03-AUG-2009 15:56:56	Dark	58.000	13	87Alp Tau	0.86700	3800.0	116	38828	No
167	GOM_NL__2PRFIN20090803_160816_000000602081_00197_38828_5516.N1	03-AUG-2009 16:08:16	Dark	59.500	165	34Gam Eri	2.9500	3200.0	119	38828	No
168	GOM_NL__2PRFIN20090803_161741_000000482081_00198_38829_5514.N1	03-AUG-2009 16:17:41	Dark	48.000	157	The1Eri	2.9060	9300.0	96	38829	No
169	GOM_NL__2PRFIN20090803_162800_000000542081_00198_38829_5515.N1	03-AUG-2009 16:28:00	Straylight	53.500	84	Alp Phe	2.3970	4500.0	107	38829	No
170	GOM_NL__2PRFIN20090803_163159_000000502081_00198_38829_5516.N1	03-AUG-2009 16:31:59	Straylight	50.000	63	Bet Gru	2.1500	2800.0	100	38829	No
171	GOM_NL__2PRFIN20090803_163646_000000632081_00198_38829_5517.N1	03-AUG-2009 16:36:46	Twilight	62.500	18	24Alp PsA	1.1660	9700.0	125	38829	No
172	GOM_NL__2PRFIN20090803_164341_000000512081_00198_38829_5518.N1	03-AUG-2009 16:43:41	Bright	50.500	142	49Del Cap	2.8500	8900.0	101	38829	No
173	GOM_NL__2PRFIN20090803_164744_000000482081_00198_38829_5519.N1	03-AUG-2009 16:47:44	Bright	47.500	154	22Bet Aqr	2.8990	5700.0	95	38829	No
174	GOM_NL__2PRFIN20090803_170008_000000622081_00198_38829_5520.N1	03-AUG-2009 17:00:08	Bright	62.000	92	53Eps Cyg	2.5000	4500.0	124	38829	No
175	GOM_NL__2PRFIN20090803_170317_000000602081_00198_38829_5521.N1	03-AUG-2009 17:03:17	Bright	60.000	19	50Alp Cyg	1.2460	10500.	120	38829	No
176	GOM_NL__2PRFIN20090803_170843_000000412081_00198_38829_5522.N1	03-AUG-2009 17:08:43	Bright	41.000	89	5Alp Cep	2.4510	8000.0	82	38829	No
177	GOM_NL__2PRFIN20090803_171456_000000522081_00198_38829_5523.N1	03-AUG-2009 17:14:56	Bright	52.000	74	11Bet Cas	2.2680	6600.0	104	38829	No
178	GOM_NL__2PRFIN20090803_171658_000000492081_00198_38829_5524.N1	03-AUG-2009 17:16:58	Bright	48.500	76	27Gam Cas	2.3000	30000.	97	38829	No
179	GOM_NL__2PRFIN20090803_172332_000000562081_00198_38829_5525.N1	03-AUG-2009 17:23:32	Bright	55.500	160	23Gam Per	2.9300	4700.0	111	38829	No
180	GOM_NL__2PRFIN20090803_172515_000000712081_00198_38829_5526.N1	03-AUG-2009 17:25:15	Bright	71.000	35	33Alp Per	1.7950	6250.0	142	38829	No
181	GOM_NL__2PRFIN20090803_172729_000000562081_00198_38829_5527.N1	03-AUG-2009 17:27:29	Bright	56.000	6	13Alp Aur	0.080000	3400.0	112	38829	No
182	GOM_NL__2PRFIN20090803_172921_000000482081_00198_38829_5528.N1	03-AUG-2009 17:29:21	Bright	47.500	149	45Eps Per	2.8880	30000.	95	38829	No
183	GOM_NL__2PRFIN20090803_173235_000000592081_00198_38829_5529.N1	03-AUG-2009 17:32:35	Twilight	59.000	150	44Zet Per	2.8900	28000.	118	38829	No
184	GOM_NL__2PRFIN20090803_173733_000000582081_00198_38829_5530.N1	03-AUG-2009 17:37:33	Dark	58.000	13	87Alp Tau	0.86700	3800.0	116	38829	No
185	GOM_NL__2PRFIN20090803_174853_000000582081_00198_38829_5531.N1	03-AUG-2009 17:48:53	Dark	58.000	165	34Gam Eri	2.9500	3200.0	116	38829	No
186	GOM_NL__2PRFIN20090803_175818_000000472081_00199_38830_5549.N1	03-AUG-2009 17:58:18	Dark	47.000	157	The1Eri	2.9060	9300.0	94	38830	No
187	GOM_NL__2PRFIN20090803_180837_000000532081_00199_38830_5550.N1	03-AUG-2009 18:08:37	Straylight	52.500	84	Alp Phe	2.3970	4500.0	105	38830	No
188	GOM_NL__2PRFIN20090803_181236_000000522081_00199_38830_5551.N1	03-AUG-2009 18:12:36	Straylight	52.000	63	Bet Gru	2.1500	2800.0	104	38830	No
189	GOM_NL__2PRFIN20090803_181723_000000642081_00199_38830_5552.N1	03-AUG-2009 18:17:23	Twilight	64.000	18	24Alp PsA	1.1660	9700.0	128	38830	No
190	GOM_NL__2PRFIN20090803_182417_000000522081_00199_38830_5553.N1	03-AUG-2009 18:24:17	Bright	51.500	142	49Del Cap	2.8500	8900.0	103	38830	No
191	GOM_NL__2PRFIN20090803_182819_000000512081_00199_38830_5554.N1	03-AUG-2009 18:28:19	Bright	50.500	154	22Bet Aqr	2.8990	5700.0	101	38830	No
192	GOM_NL__2PRFIN20090803_184044_000000552081_00199_38830_5555.N1	03-AUG-2009 18:40:44	Bright	54.500	92	53Eps Cyg	2.5000	4500.0	109	38830	No
193	GOM_NL__2PRFIN20090803_184352_000000422081_00199_38830_5556.N1	03-AUG-2009 18:43:52	Bright	41.500	19	50Alp Cyg	1.2460	10500.	83	38830	No
194	GOM_NL__2PRFIN20090803_184918_000000412081_00199_38830_5557.N1	03-AUG-2009 18:49:18	Bright	41.000	89	5Alp Cep	2.4510	8000.0	82	38830	No
195	GOM_NL__2PRFIN20090803_185531_000000522081_00199_38830_5558.N1	03-AUG-2009 18:55:31	Bright	51.500	74	11Bet Cas	2.2680	6600.0	103	38830	No
196	GOM_NL__2PRFIN20090803_185733_000000492081_00199_38830_5559.N1	03-AUG-2009 18:57:33	Bright	48.500	76	27Gam Cas	2.3000	30000.	97	38830	No
197	GOM_NL__2PRFIN20090803_190408_000000482081_00199_38830_5560.N1	03-AUG-2009 19:04:08	Bright	48.000	160	23Gam Per	2.9300	4700.0	96	38830	No
198	GOM_NL__2PRFIN20090803_190551_000000532081_00199_38830_5561.N1	03-AUG-2009 19:05:51	Bright	52.500	35	33Alp Per	1.7950	6250.0	105	38830	No
199	GOM_NL__2PRFIN20090803_190805_000000452081_00199_38830_5562.N1	03-AUG-2009 19:08:05	Bright	44.500	6	13Alp Aur	0.080000	3400.0	89	38830	No
200	GOM_NL__2PRFIN20090803_190957_000000612081_00199_38830_5563.N1	03-AUG-2009 19:09:57	Bright	61.000	149	45Eps Per	2.8880	30000.	122	38830	No
201	GOM_NL__2PRFIN20090803_191311_000000572081_00199_38830_5564.N1	03-AUG-2009 19:13:11	Twilight	56.500	150	44Zet Per	2.8900	28000.	113	38830	No
202	GOM_NL__2PRFIN20090803_191809_000000642081_00199_38830_5565.N1	03-AUG-2009 19:18:09	Dark	63.500	13	87Alp Tau	0.86700	3800.0	127	38830	No
203	GOM_NL__2PRFIN20090803_192930_000000582081_00199_38830_5566.N1	03-AUG-2009 19:29:30	Dark	57.500	165	34Gam Eri	2.9500	3200.0	115	38830	No
204	GOM_NL__2PRFIN20090803_193855_000000492081_00200_38831_5568.N1	03-AUG-2009 19:38:55	Dark	48.500	157	The1Eri	2.9060	9300.0	97	38831	No
205	GOM_NL__2PRFIN20090803_194914_000000532081_00200_38831_5569.N1	03-AUG-2009 19:49:14	Straylight	53.000	84	Alp Phe	2.3970	4500.0	106	38831	No
206	GOM_NL__2PRFIN20090803_195313_000000592081_00200_38831_5570.N1	03-AUG-2009 19:53:13	Straylight	59.000	63	Bet Gru	2.1500	2800.0	118	38831	No
207	GOM_NL__2PRFIN20090803_195800_000000622081_00200_38831_5571.N1	03-AUG-2009 19:58:00	Twilight	61.500	18	24Alp PsA	1.1660	9700.0	123	38831	No
208	GOM_NL__2PRFIN20090803_200453_000000502081_00200_38831_5572.N1	03-AUG-2009 20:04:53	Bright	49.500	142	49Del Cap	2.8500	8900.0	99	38831	No
209	GOM_NL__2PRFIN20090803_200855_000000492081_00200_38831_5573.N1	03-AUG-2009 20:08:55	Bright	48.500	154	22Bet Aqr	2.8990	5700.0	97	38831	No
210	GOM_NL__2PRFIN20090803_202119_000000412081_00200_38831_5574.N1	03-AUG-2009 20:21:19	Bright	41.000	92	53Eps Cyg	2.5000	4500.0	82	38831	No
211	GOM_NL__2PRFIN20090803_202428_000000382081_00200_38831_5575.N1	03-AUG-2009 20:24:28	Bright	37.500	19	50Alp Cyg	1.2460	10500.	75	38831	No
212	GOM_NL__2PRFIN20090803_202954_000000402081_00200_38831_5576.N1	03-AUG-2009 20:29:54	Bright	40.000	89	5Alp Cep	2.4510	8000.0	80	38831	No
213	GOM_NL__2PRFIN20090803_203606_000000522081_00200_38831_5577.N1	03-AUG-2009 20:36:06	Bright	51.500	74	11Bet Cas	2.2680	6600.0	103	38831	No
214	GOM_NL__2PRFIN20090803_203808_000000512081_00200_38831_5578.N1	03-AUG-2009 20:38:08	Bright	50.500	76	27Gam Cas	2.3000	30000.	101	38831	No
215	GOM_NL__2PRFIN20090803_204443_000000492081_00200_38831_5579.N1	03-AUG-2009 20:44:43	Bright	48.500	160	23Gam Per	2.9300	4700.0	97	38831	No
216	GOM_NL__2PRFIN20090803_204626_000000712081_00200_38831_5580.N1	03-AUG-2009 20:46:26	Bright	71.000	35	33Alp Per	1.7950	6250.0	142	38831	No
217	GOM_NL__2PRFIN20090803_204840_000000442081_00200_38831_5581.N1	03-AUG-2009 20:48:40	Bright	43.500	6	13Alp Aur	0.080000	3400.0	87	38831	No
218	GOM_NL__2PRFIN20090803_205033_000000582081_00200_38831_5582.N1	03-AUG-2009 20:50:33	Bright	58.000	149	45Eps Per	2.8880	30000.	116	38831	No
219	GOM_NL__2PRFIN20090803_205347_000000572081_00200_38831_5583.N1	03-AUG-2009 20:53:47	Twilight	57.000	150	44Zet Per	2.8900	28000.	114	38831	No

220	GOM_NL__2PRFIN20090803_205845_000000572081_00200_38831_5584.N1	03-AUG-2009 20:58:45	Dark	56.500	13	87Alp Tau	0.86700	3800.0	113	38831	No
221	GOM_NL__2PRFIN20090803_211007_000000562081_00200_38831_5585.N1	03-AUG-2009 21:10:07	Dark	56.000	165	34Gam Eri	2.9500	3200.0	112	38831	No
222	GOM_NL__2PRFIN20090803_211932_000000482081_00201_38832_5586.N1	03-AUG-2009 21:19:32	Dark	48.000	157	The1Eri	2.9060	9300.0	96	38832	No
223	GOM_NL__2PRFIN20090803_212951_000000552081_00201_38832_5587.N1	03-AUG-2009 21:29:51	Straylight	54.500	84	Alp Phe	2.3970	4500.0	109	38832	No
224	GOM_NL__2PRFIN20090803_213349_000000582081_00201_38832_5588.N1	03-AUG-2009 21:33:49	Straylight	57.500	63	Bet Gru	2.1500	2800.0	115	38832	No
225	GOM_NL__2PRFIN20090803_213836_000000602081_00201_38832_5589.N1	03-AUG-2009 21:38:36	Tw_i_and_stray	59.500	18	24Alp PsA	1.1660	9700.0	119	38832	No
226	GOM_NL__2PRFIN20090803_214529_000000522081_00201_38832_5590.N1	03-AUG-2009 21:45:29	Bright	51.500	142	49Del Cap	2.8500	8900.0	103	38832	No
227	GOM_NL__2PRFIN20090803_214931_000000502081_00201_38832_5591.N1	03-AUG-2009 21:49:31	Bright	49.500	154	22Bet Aqr	2.8990	5700.0	99	38832	No
228	GOM_NL__2PRFIN20090803_220155_000000402081_00201_38832_5592.N1	03-AUG-2009 22:01:55	Bright	39.500	92	53Eps Cyg	2.5000	4500.0	79	38832	No
229	GOM_NL__2PRFIN20090803_220503_000000412081_00201_38832_5593.N1	03-AUG-2009 22:05:03	Bright	41.000	19	50Alp Cyg	1.2460	10500.	82	38832	No
230	GOM_NL__2PRFIN20090803_221029_000000412081_00201_38832_5594.N1	03-AUG-2009 22:10:29	Bright	40.500	89	5Alp Cep	2.4510	8000.0	81	38832	No
231	GOM_NL__2PRFIN20090803_221641_000000512081_00201_38832_5595.N1	03-AUG-2009 22:16:41	Bright	50.500	74	11Bet Cas	2.2680	6600.0	101	38832	No
232	GOM_NL__2PRFIN20090803_221843_000000462081_00201_38832_5596.N1	03-AUG-2009 22:18:43	Bright	45.500	76	27Gam Cas	2.3000	30000.	91	38832	No
233	GOM_NL__2PRFIN20090803_222519_000000462081_00201_38832_5597.N1	03-AUG-2009 22:25:19	Bright	46.000	160	23Gam Per	2.9300	4700.0	92	38832	No
234	GOM_NL__2PRFIN20090803_222702_000000532081_00201_38832_5598.N1	03-AUG-2009 22:27:02	Bright	53.000	35	33Alp Per	1.7950	6250.0	106	38832	No
235	GOM_NL__2PRFIN20090803_222916_000000472081_00201_38832_5599.N1	03-AUG-2009 22:29:16	Bright	46.500	6	13Alp Aur	0.080000	3400.0	93	38832	No
236	GOM_NL__2PRFIN20090803_223109_000000532081_00201_38832_5600.N1	03-AUG-2009 22:31:09	Bright	52.500	149	45Eps Per	2.8880	30000.	105	38832	No
237	GOM_NL__2PRFIN20090803_223423_000000592081_00201_38832_5601.N1	03-AUG-2009 22:34:23	Tw_i_and_stray	59.000	150	44Zet Per	2.8900	28000.	118	38832	No
238	GOM_NL__2PRFIN20090803_223922_000000652081_00201_38832_5602.N1	03-AUG-2009 22:39:22	Dark	64.500	13	87Alp Tau	0.86700	3800.0	129	38832	No
239	GOM_NL__2PRFIN20090803_225044_000000592081_00201_38832_5603.N1	03-AUG-2009 22:50:44	Dark	59.000	165	34Gam Eri	2.9500	3200.0	118	38832	No
240	GOM_NL__2PRFIN20090803_230009_000000472081_00202_38833_5604.N1	03-AUG-2009 23:00:09	Dark	46.500	157	The1Eri	2.9060	9300.0	93	38833	No
241	GOM_NL__2PRFIN20090803_231028_000000642081_00202_38833_5605.N1	03-AUG-2009 23:10:28	Straylight	64.000	84	Alp Phe	2.3970	4500.0	128	38833	No
242	GOM_NL__2PRFIN20090803_231426_000000572081_00202_38833_5606.N1	03-AUG-2009 23:14:26	Straylight	56.500	63	Bet Gru	2.1500	2800.0	113	38833	No
243	GOM_NL__2PRFIN20090803_231912_000000622081_00202_38833_5607.N1	03-AUG-2009 23:19:12	Tw_i_and_stray	61.500	18	24Alp PsA	1.1660	9700.0	123	38833	No
244	GOM_NL__2PRFIN20090803_232605_000000502081_00202_38833_5608.N1	03-AUG-2009 23:26:05	Bright	50.000	142	49Del Cap	2.8500	8900.0	100	38833	No
245	GOM_NL__2PRFIN20090803_233007_000000512081_00202_38833_5609.N1	03-AUG-2009 23:30:07	Bright	51.000	154	22Bet Aqr	2.8990	5700.0	102	38833	No
246	GOM_NL__2PRFIN20090803_234230_000000432081_00202_38833_5610.N1	03-AUG-2009 23:42:30	Bright	42.500	92	53Eps Cyg	2.5000	4500.0	85	38833	No
247	GOM_NL__2PRFIN20090803_234539_000000392081_00202_38833_5611.N1	03-AUG-2009 23:45:39	Bright	39.000	19	50Alp Cyg	1.2460	10500.	78	38833	No
248	GOM_NL__2PRFIN20090803_235105_000000392081_00202_38833_5612.N1	03-AUG-2009 23:51:05	Bright	38.500	89	5Alp Cep	2.4510	8000.0	77	38833	No
249	GOM_NL__2PRFIN20090803_235716_000000502081_00202_38833_5613.N1	03-AUG-2009 23:57:16	Bright	49.500	74	11Bet Cas	2.2680	6600.0	99	38833	No
250	GOM_NL__2PRFIN20090803_235918_000000502081_00202_38833_5614.N1	03-AUG-2009 23:59:18	Bright	50.000	76	27Gam Cas	2.3000	30000.	100	38833	No

3. Quality information per product

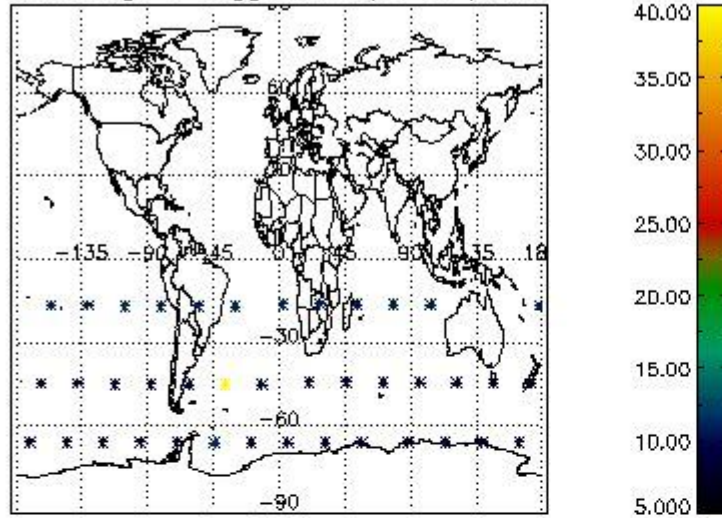
In this section it is plotted some information contained in the Quality Summary data set of the level 2 products. Only products in dark limb conditions and without errors (error flag in the MPH set to "0") are used.

3.1 Plot quality information per product (time dependant)

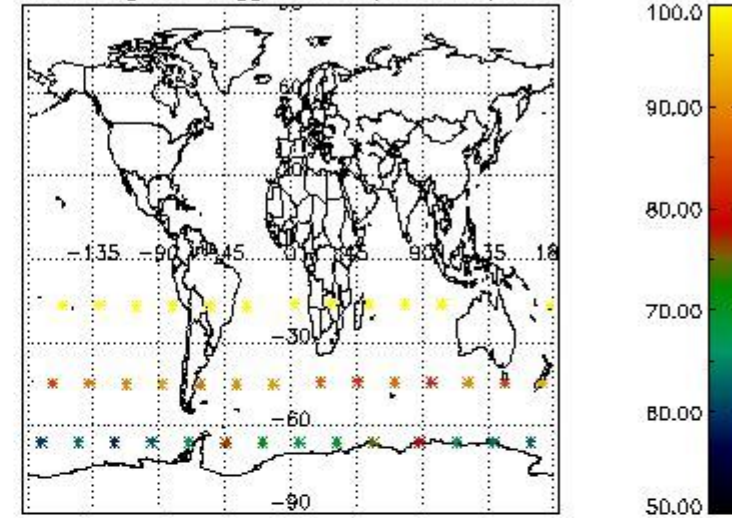


3.2 Plot quality information per product (world map)

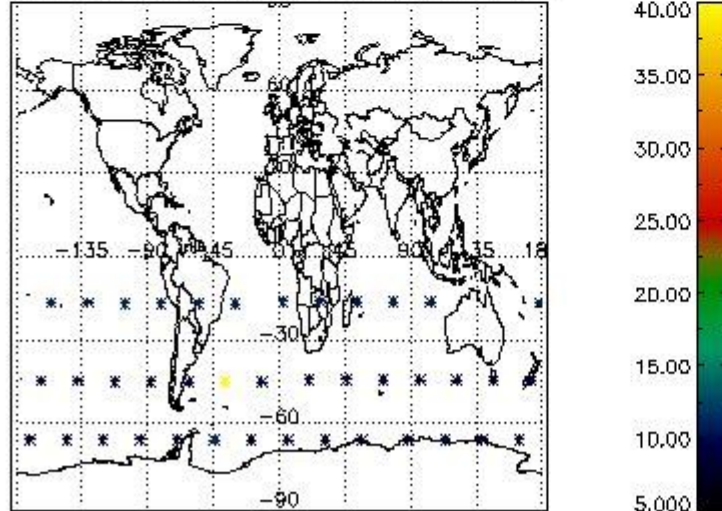
Percentage of flagged data per O3 profile



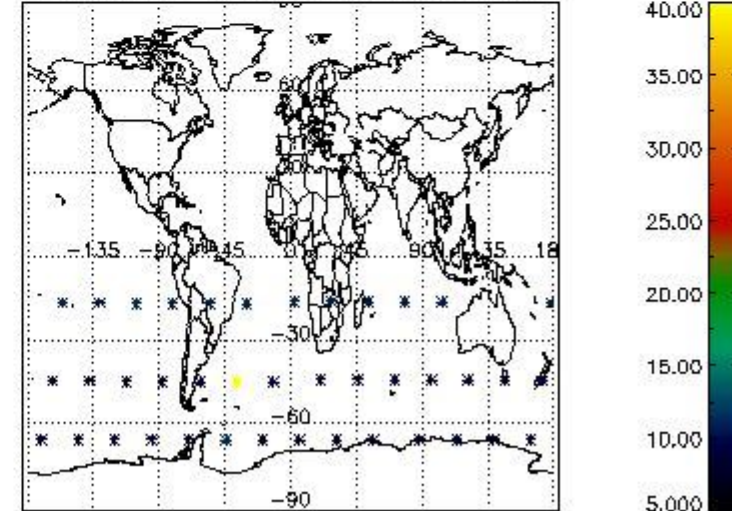
Percentage of flagged data per H2O profile



Percentage of flagged data per NO2 profile



Percentage of flagged data per NO3 profile

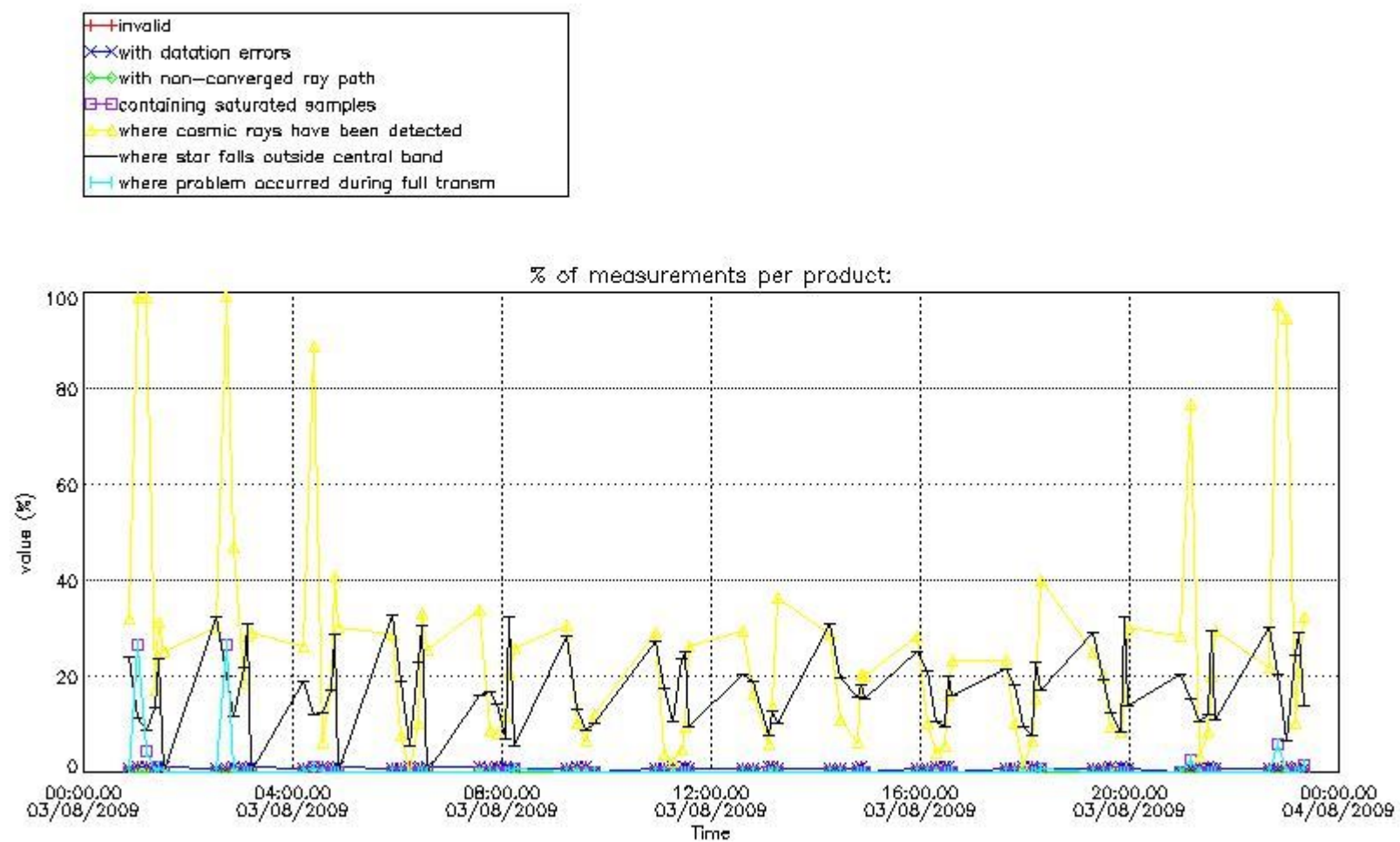


4. Level 1 quality information per product

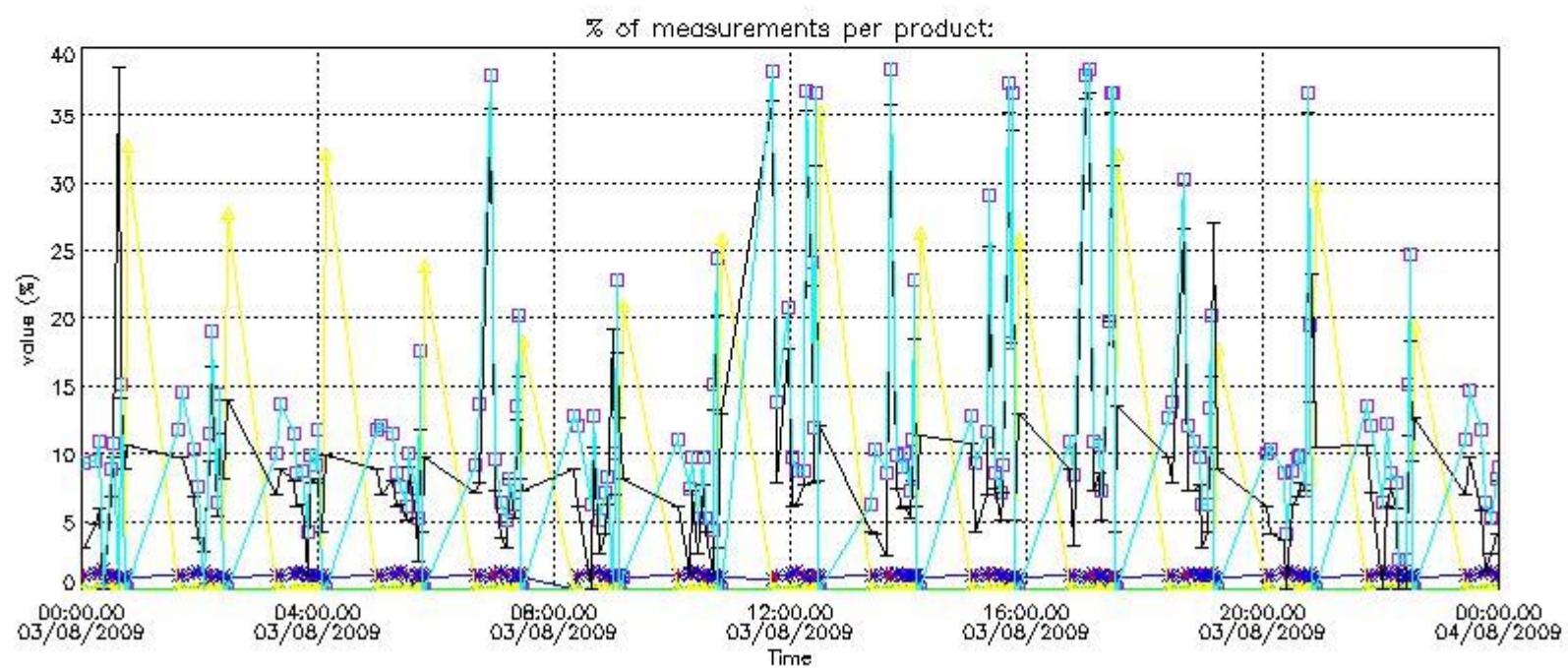
In this section it is plotted some information contained in the Quality Summary data set of the level 2 products that comes from the level 1b processing. Products without errors (error flag in the MPH set to "0") are used.

4.1 Plot quality information per product (time dependant) coming from level 1b processing

4.1.1 Plot level 1 quality information per product (time dependant): ENVISAT ASCENDING passes



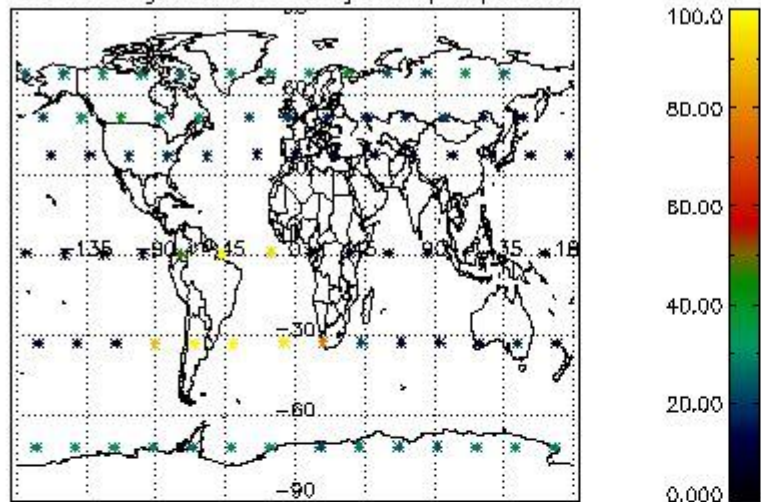
4.1.2 Plot level 1 quality information per product (time dependant): ENVI SAT DESCENDING passes



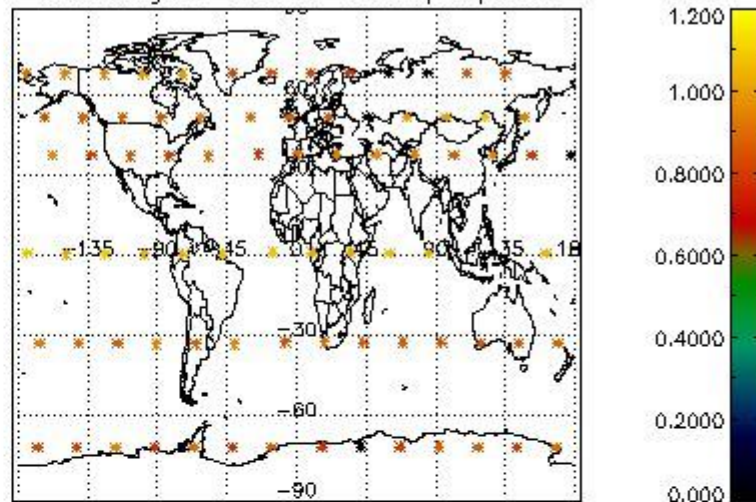
4.2 Plot quality information per product coming from level 1b processing (world map)

4.2.1 Plot level 1 quality information per product (world map): ENVISAT ASCENDING passes

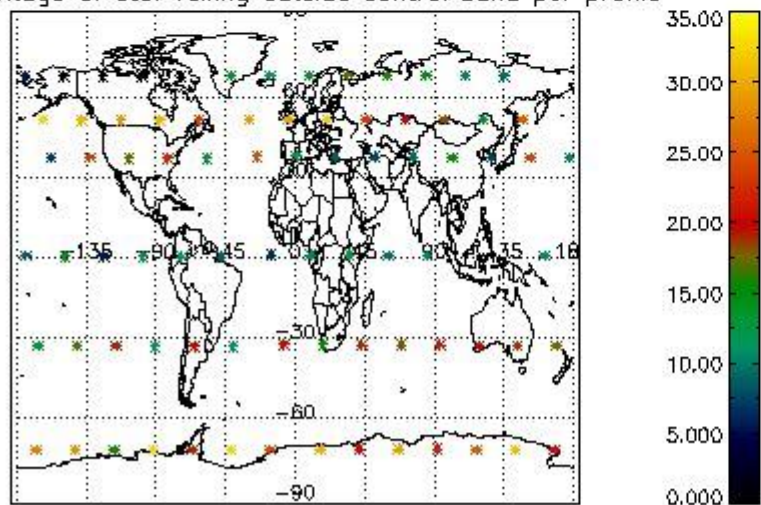
Percentage of cosmic ray hits per profile



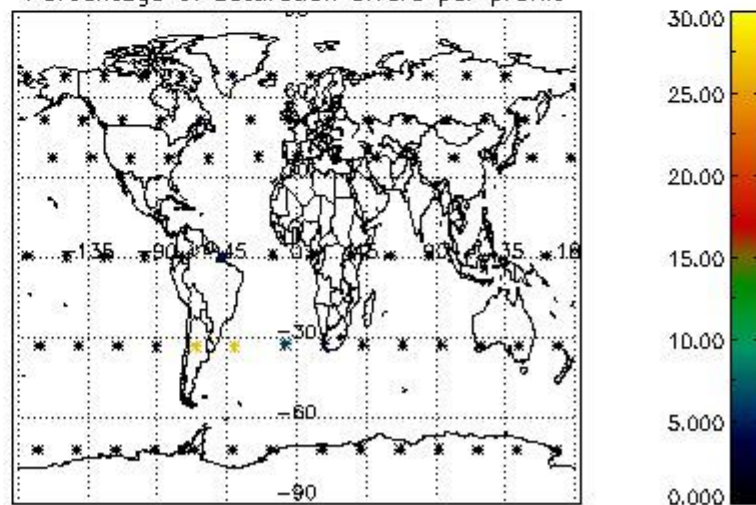
Percentage of datation errors per profile



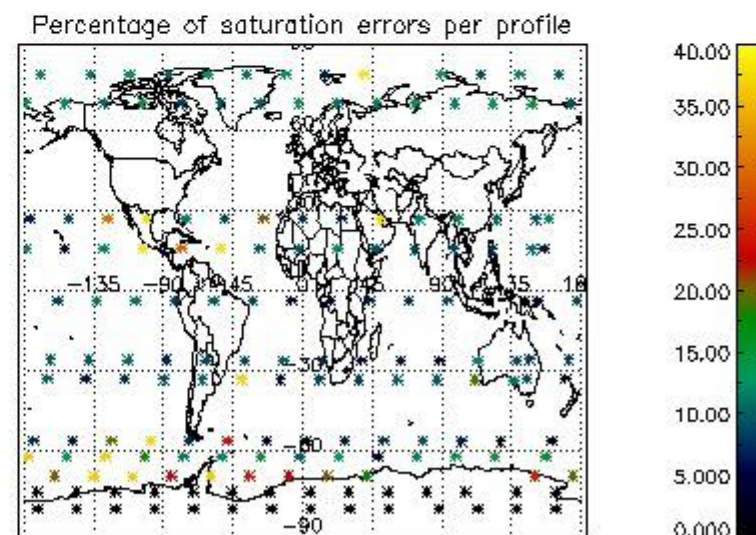
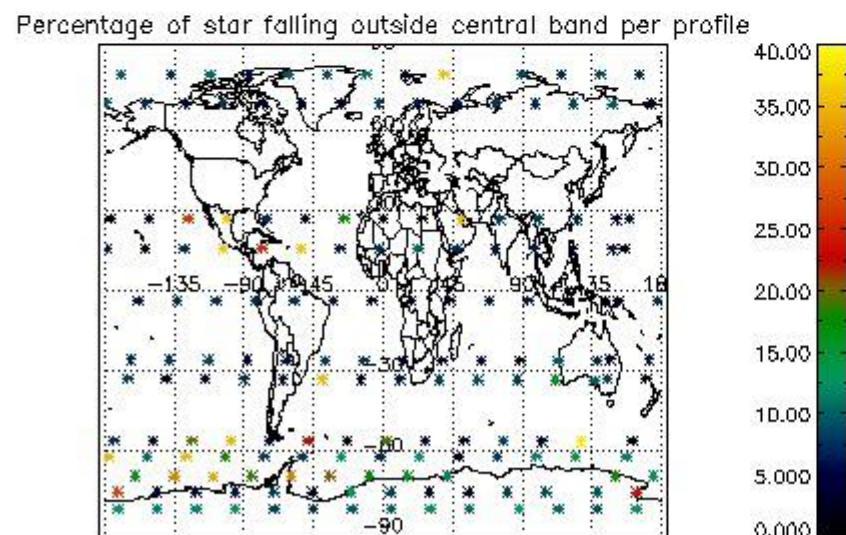
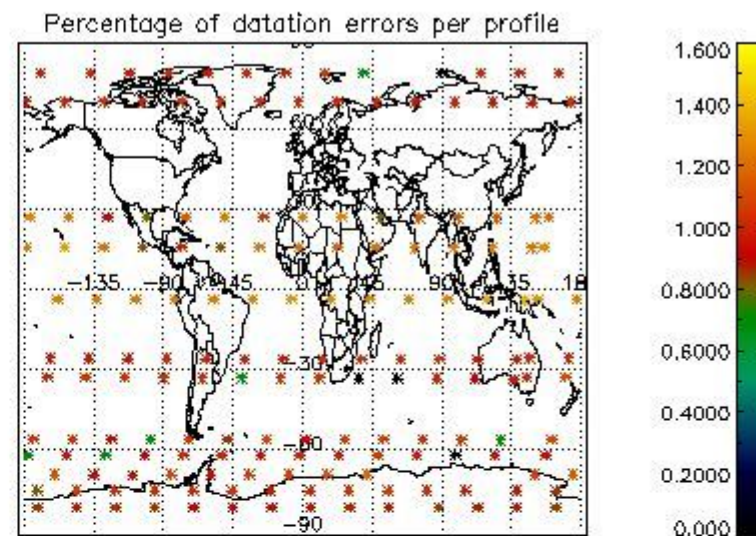
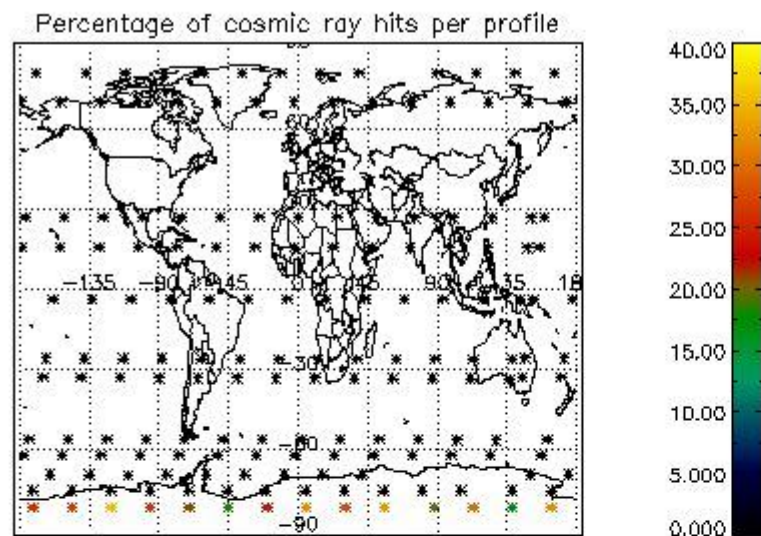
Percentage of star falling outside central band per profile



Percentage of saturation errors per profile



4.2.2 Plot level 1 quality information per product (world map): ENVISAT DESCENDING passes



5. Trace gas profiles

5.1 Ozone statistics based on quality of products

The final quality of the products can be "measured" using the STD (Standard Deviation) attached to every point profile. This information is written to the parameter GOM_NL__2P/NL_LOCAL_SPECIES_DENSITY/o3_std of the level 2 products. The table below shows the statistics for given STD ranges.

The statistics are given with respect to the overall valid production:

- Products without fatal errors: GOM_NL__2P/MPH/PRODUCT_ERR=0
- Valid point profile: GOM_NL__2P/NL_LOCAL_SPECIES_DENSITY/pcd(0)=0

The 'Criteria' is applied to valid points of dark limb products:

- Products in dark limb illumination condition: GOM_NL__2P/NL_SUMMARY_QUALITY/obs_ill_cond=0
- Products without fatal errors: GOM_NL__2P/MPH/PRODUCT_ERR=0
- Valid point profile: GOM_NL__2P/NL_LOCAL_SPECIES_DENSITY/pcd(0)=0

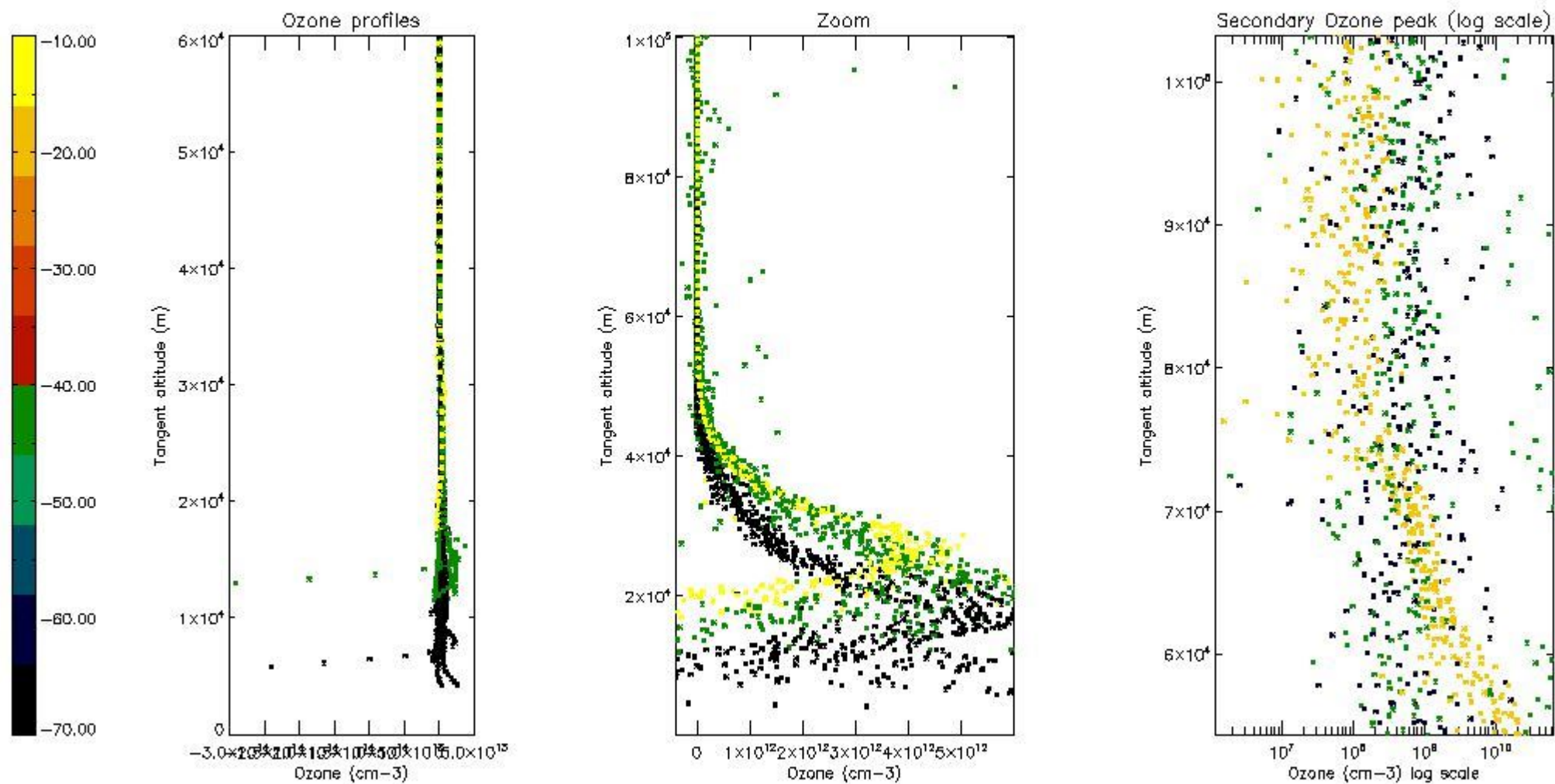
So, the table below shows the percentage of dark limb and valid observations for each criteria with respect to the overall valid daily observations.

Criteria	% of total production
All STD	18
STD < 20	5

STD < 10	2
STD < 5	0

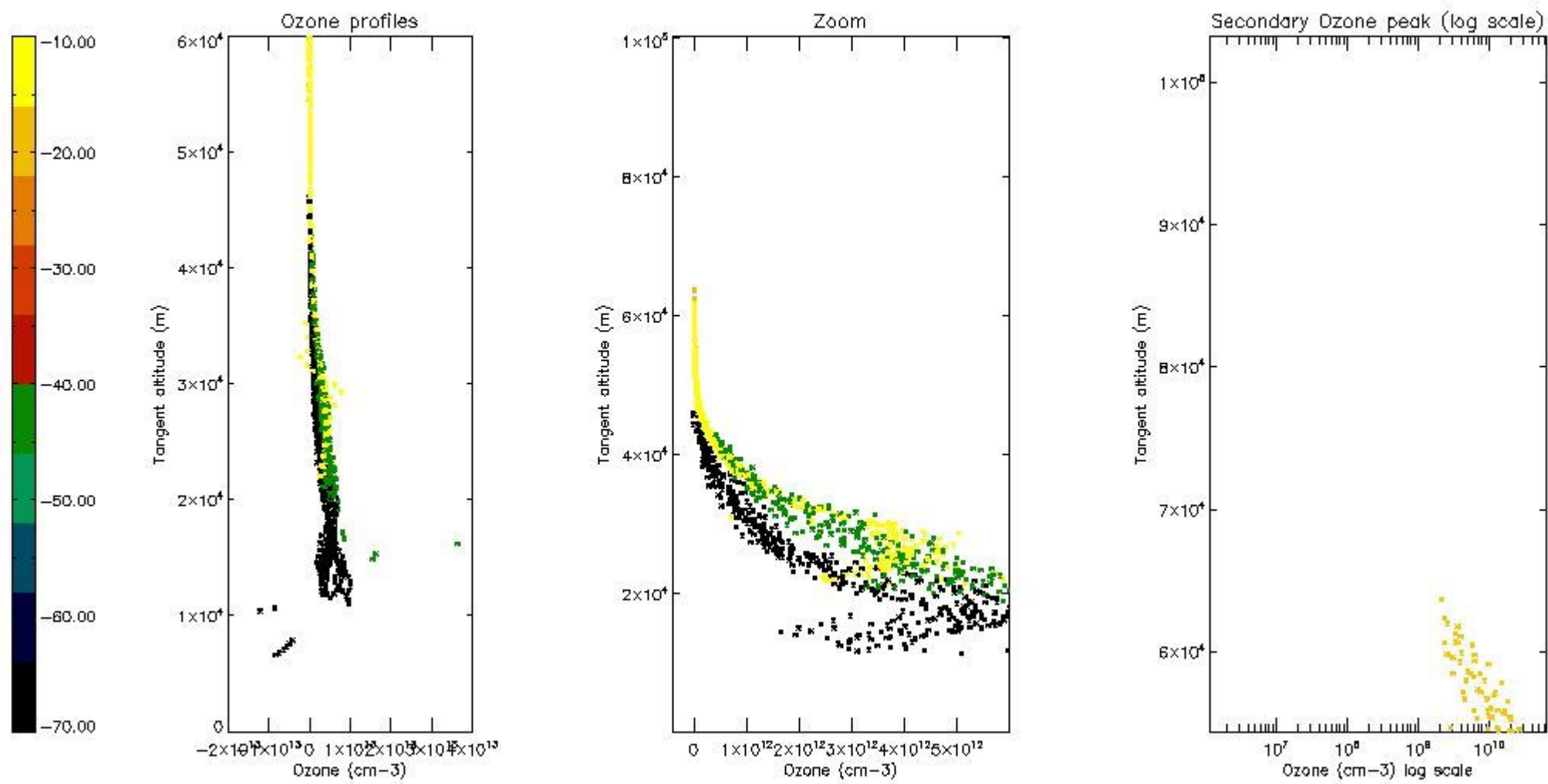
5.2 Plot ozone profiles for all STD (dark without errors)

The colorbar represents the latitude.



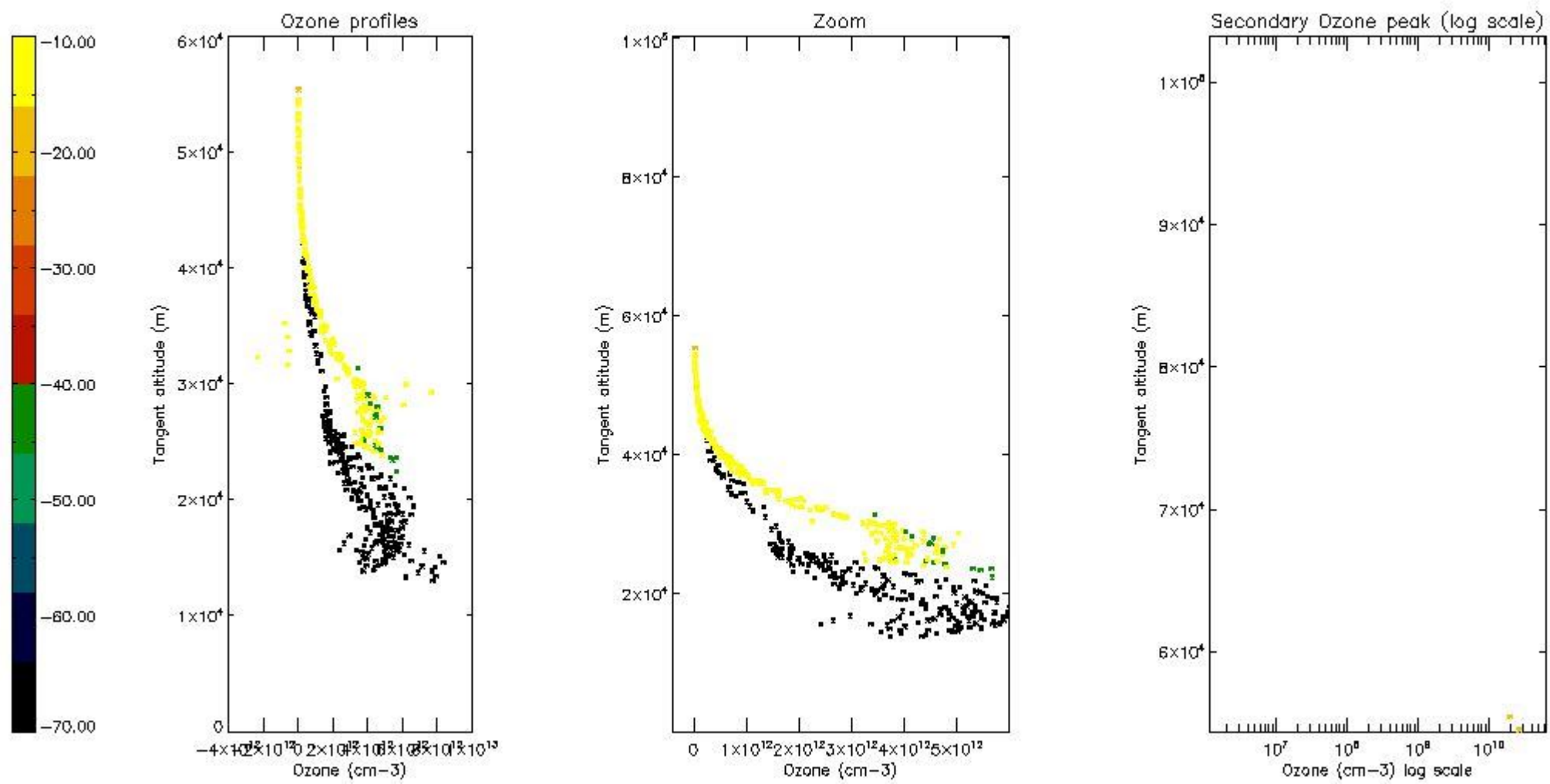
5.3 Plot ozone profiles where STD < 20% (dark without errors)

The colorbar represents the latitude.



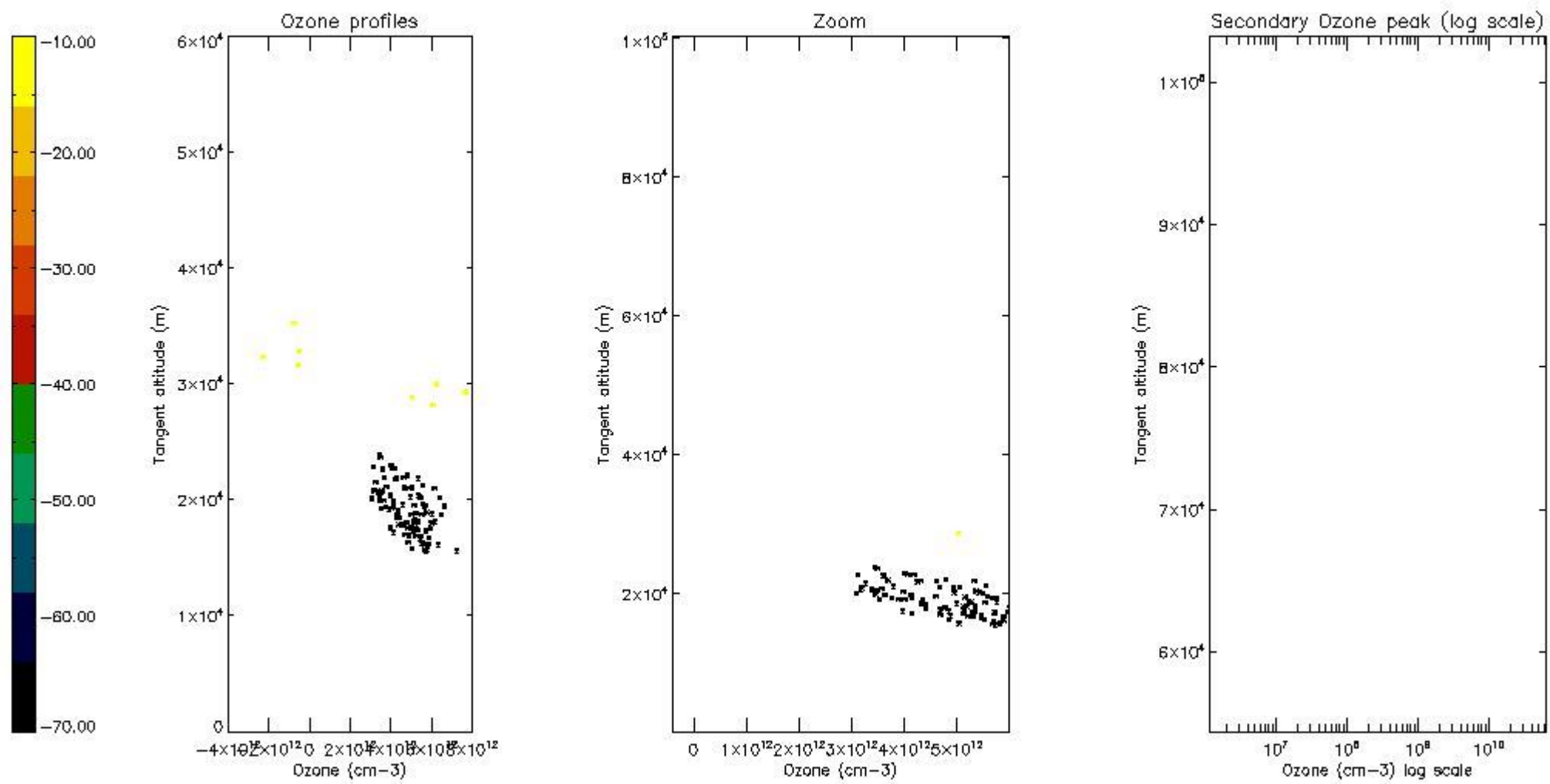
5.4 Plot ozone profiles where $STD < 10\%$ (dark without errors)

The colorbar represents the latitude.



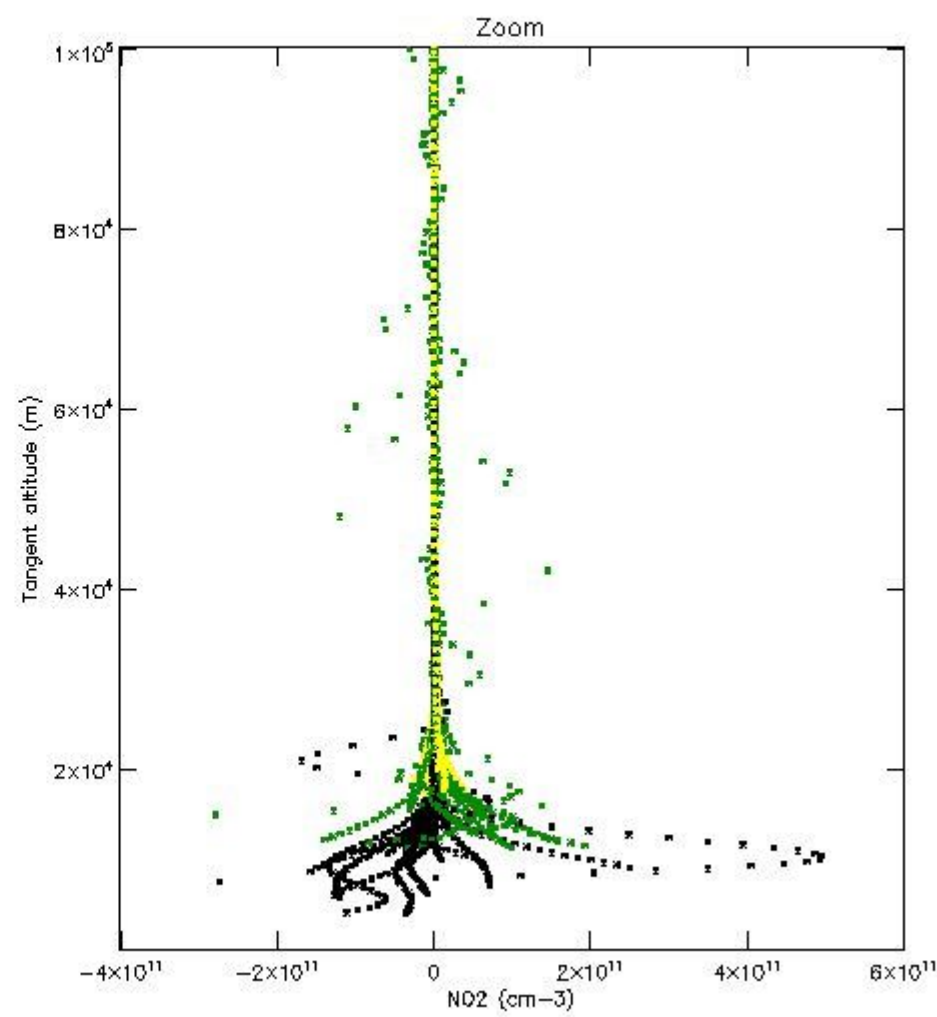
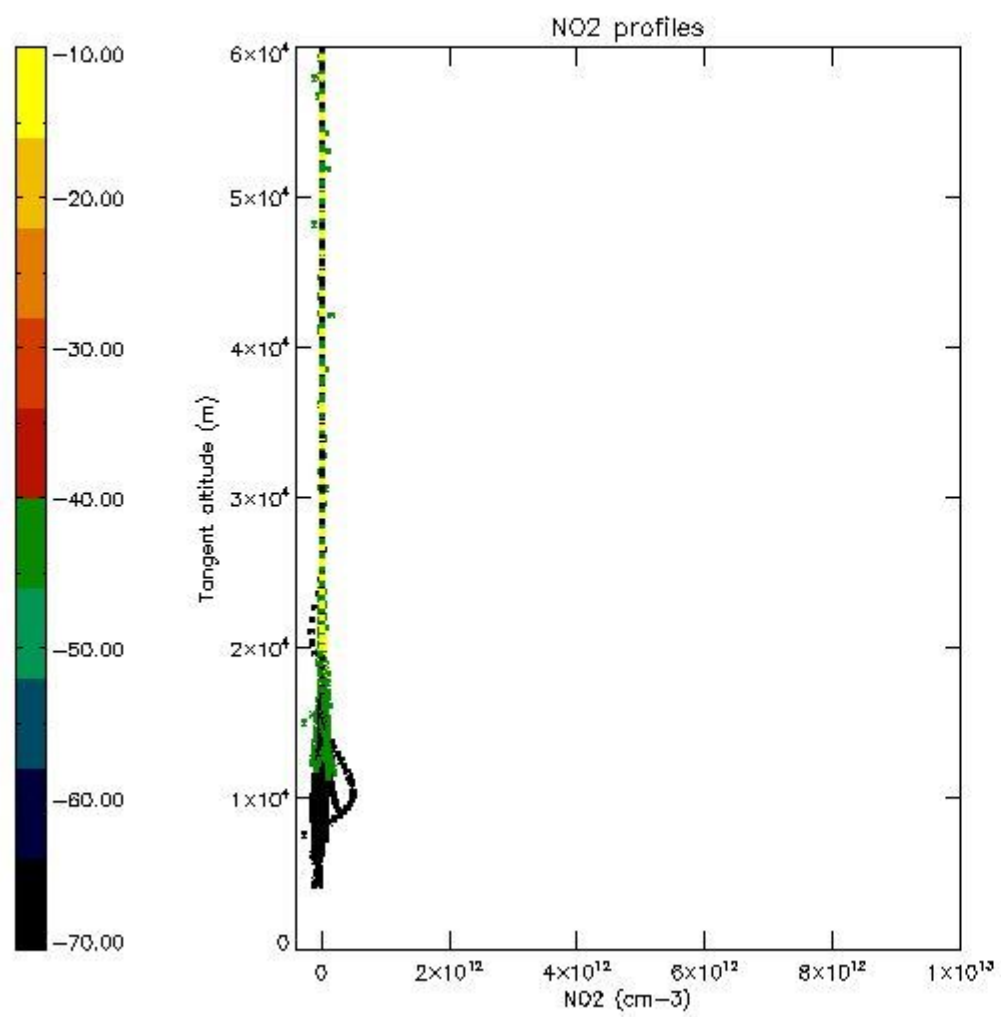
5.5 Plot ozone profiles where STD < 5% (dark without errors)

The colorbar represents the latitude.



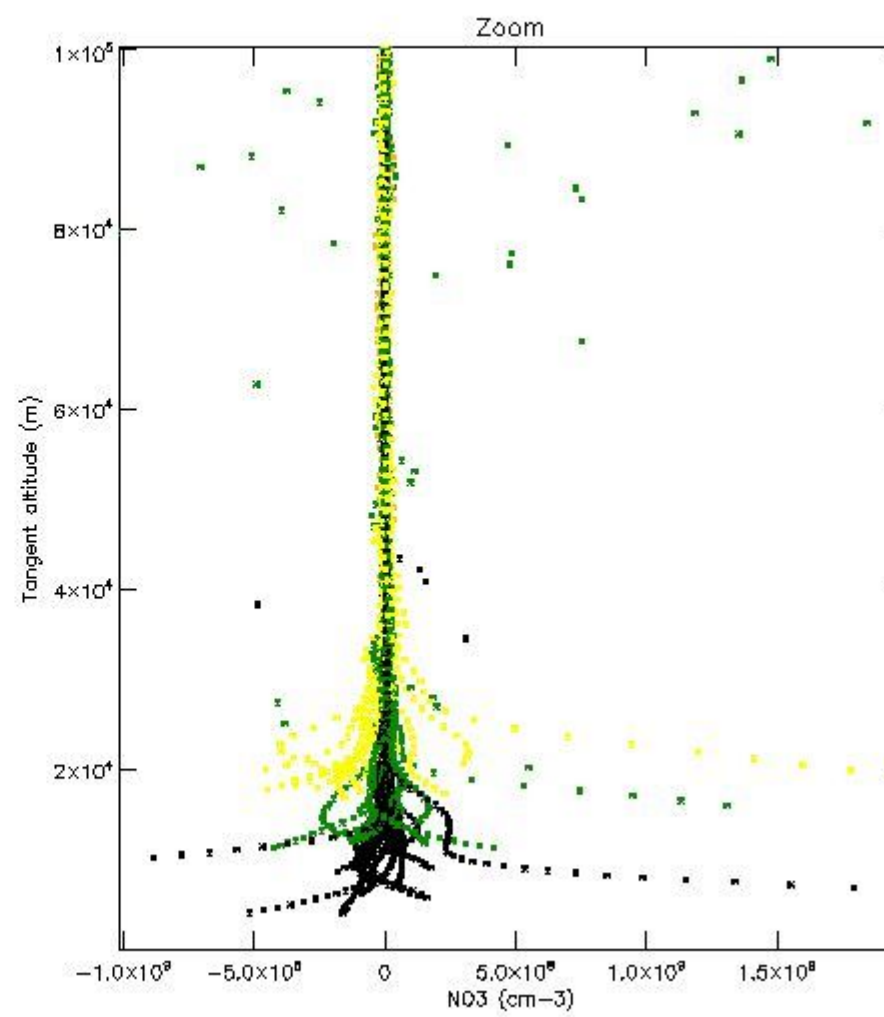
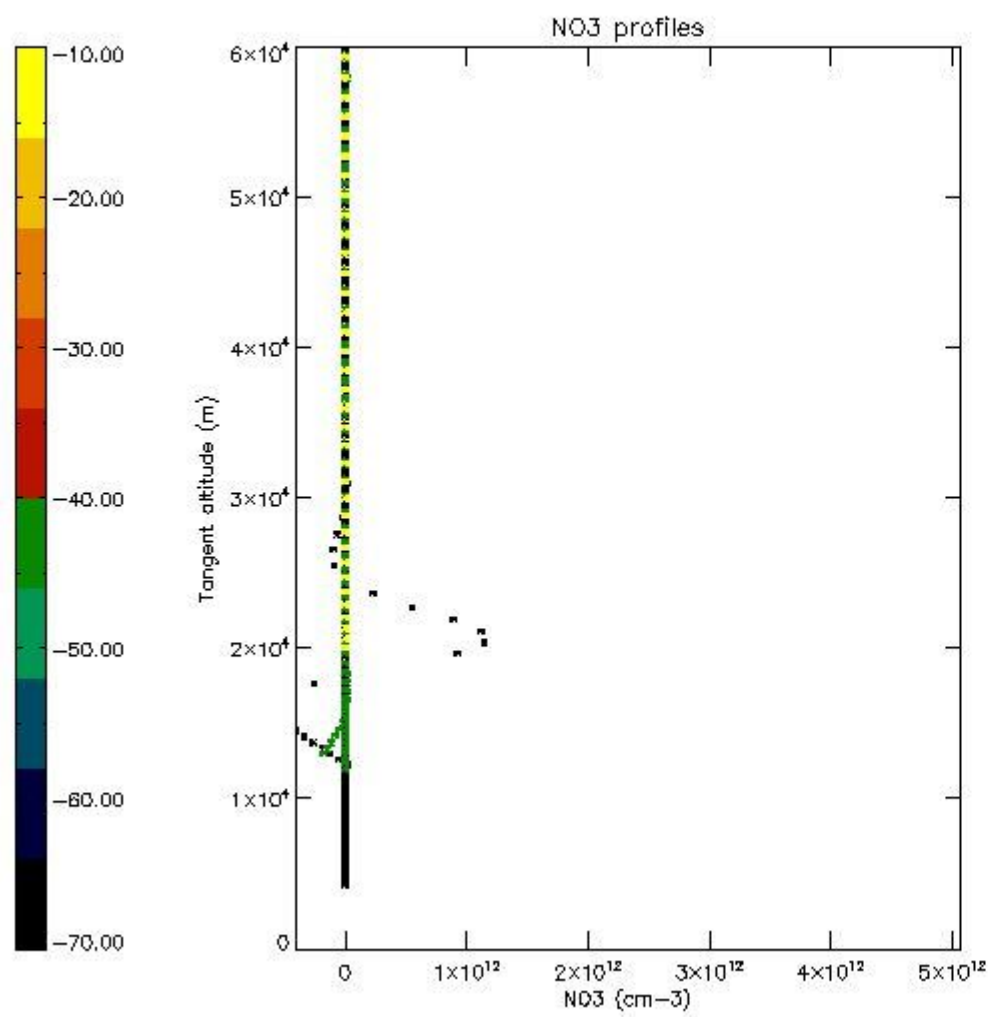
5.6 Plot NO₂ profiles for all STD (dark without errors)

The colorbar represents the latitude.



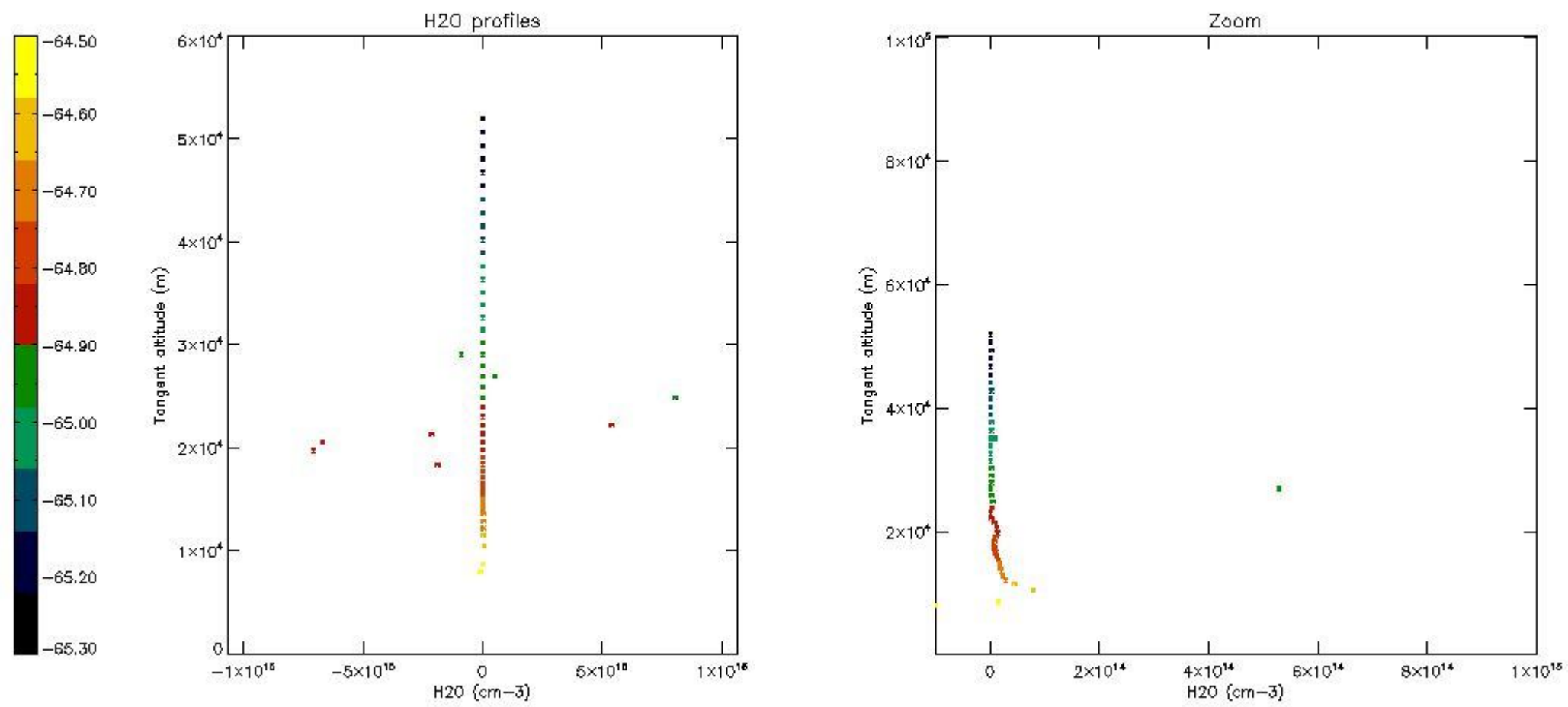
5.7 Plot NO3 profiles for all STD (dark without errors)

The colorbar represents the latitude.



5.8 Plot H₂O profiles for all STD (only for occultations of stars 1,2,3,4,13,14,16,26,63 dark without errors)

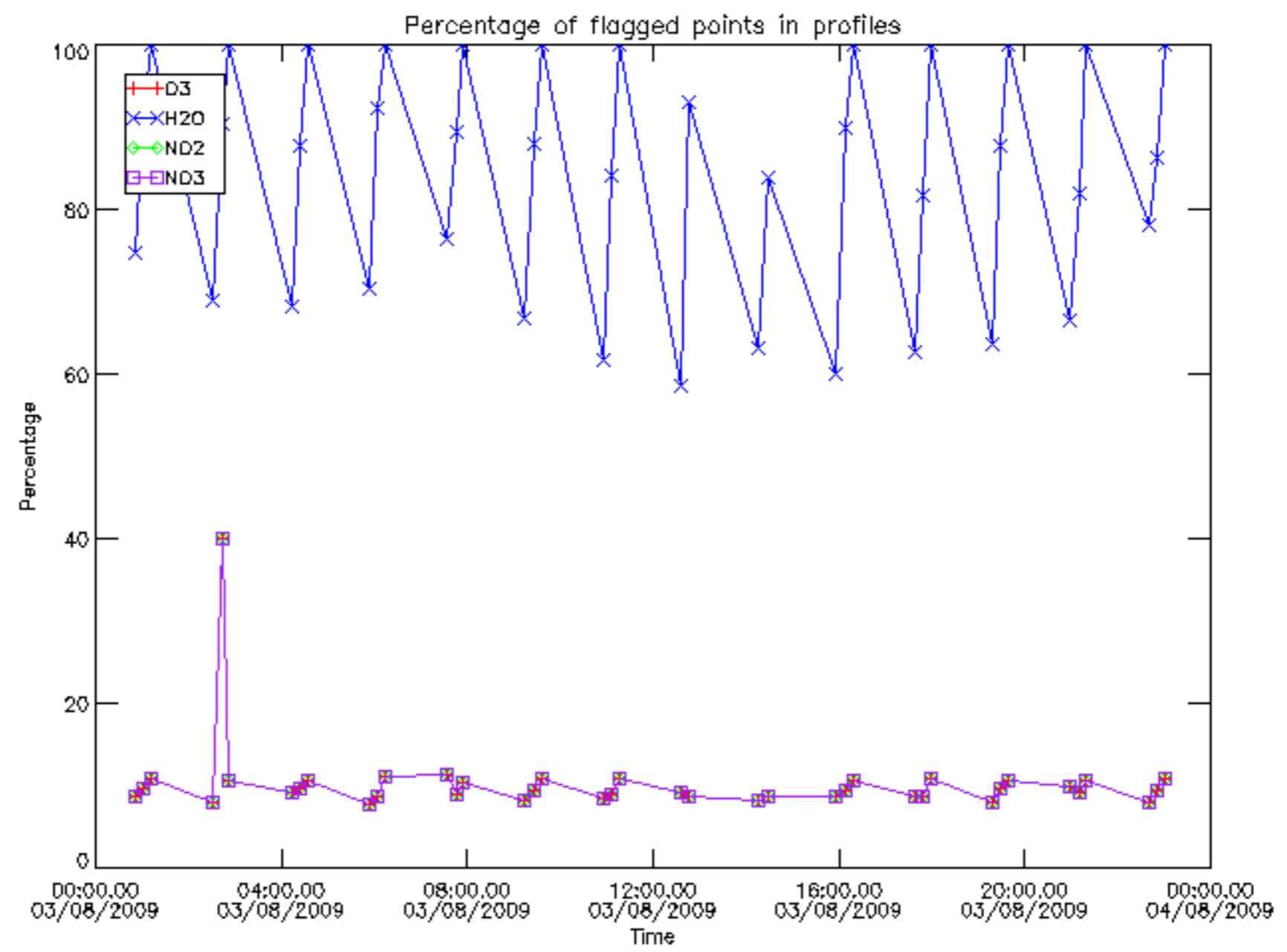
The colorbar represents the latitude.



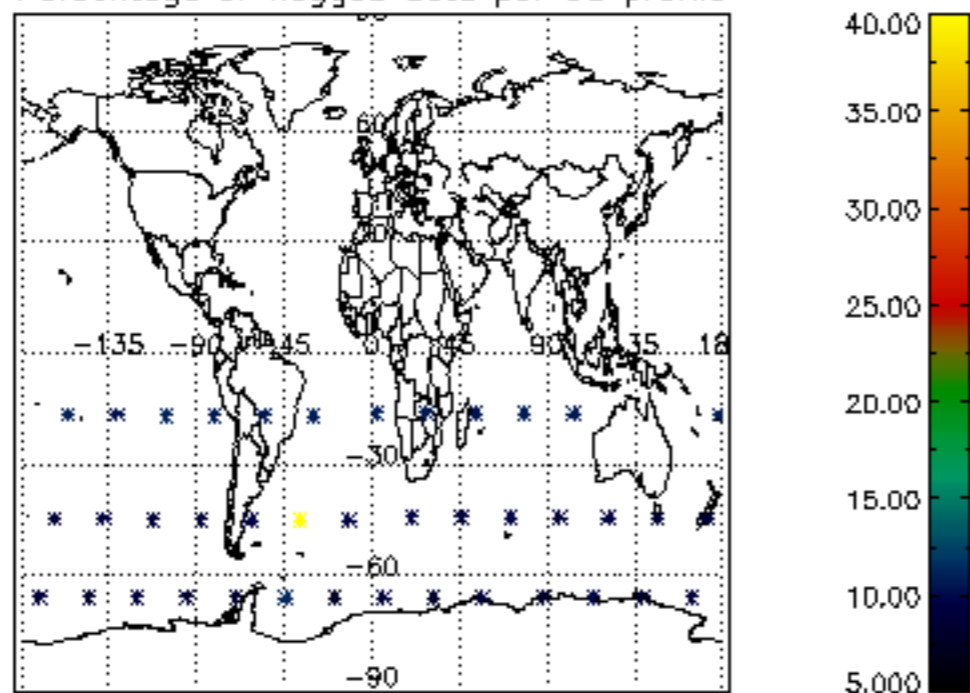
6. Auxiliary Data Files used for the production reported in section 2

The number reported in the third column indicates since which file (see list in section 2) the corresponding auxiliary file has been used. The fourth column is the date of those product files.

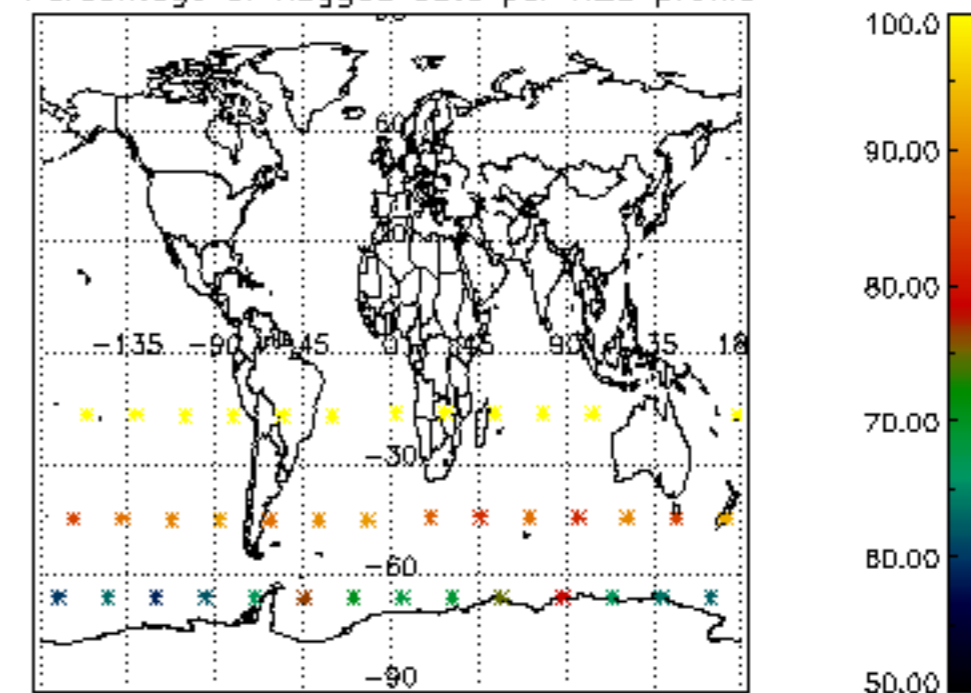
Type	Auxiliary Filename	Used since product	Used since product date
INST_PHYS_CHARACTERISTICS	GOM_INS_AXVIEC20091111_143220_20030716_120000_20500101_000000	1	03-AUG-2009 00:01:46
LEVEL-2_PROC_CONFIG	GOM_PR2_AXVIEC20091111_152718_20020301_000000_20500101_000000	1	03-AUG-2009 00:01:46
CROSS_SECTIONS_FILE	GOM_CR2_AXVIEC20091111_154832_20020301_000000_20500101_000000	1	03-AUG-2009 00:01:46



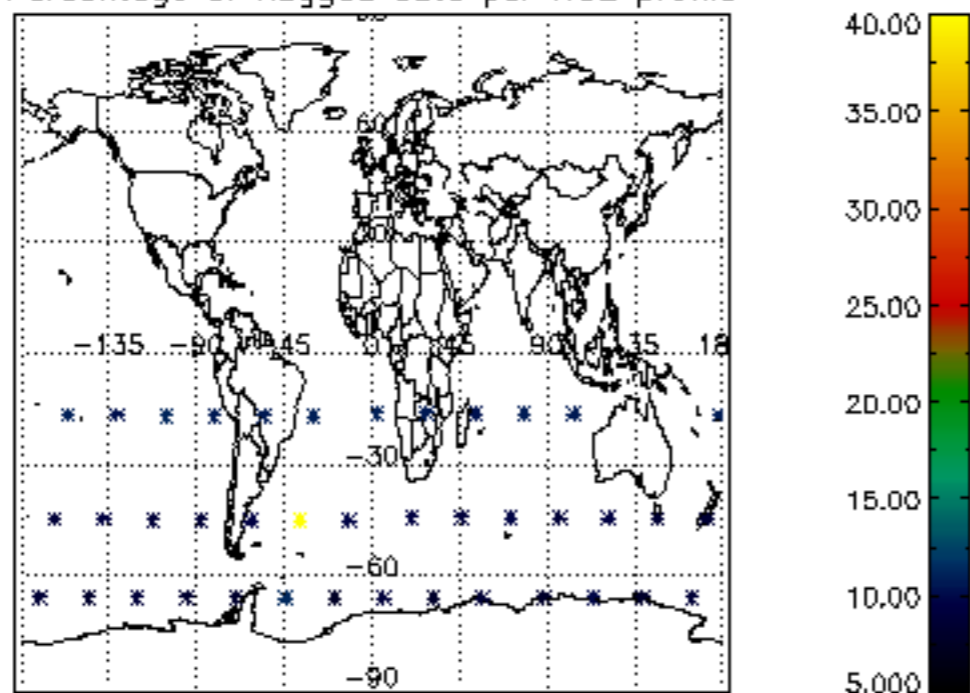
Percentage of flagged data per D3 profile



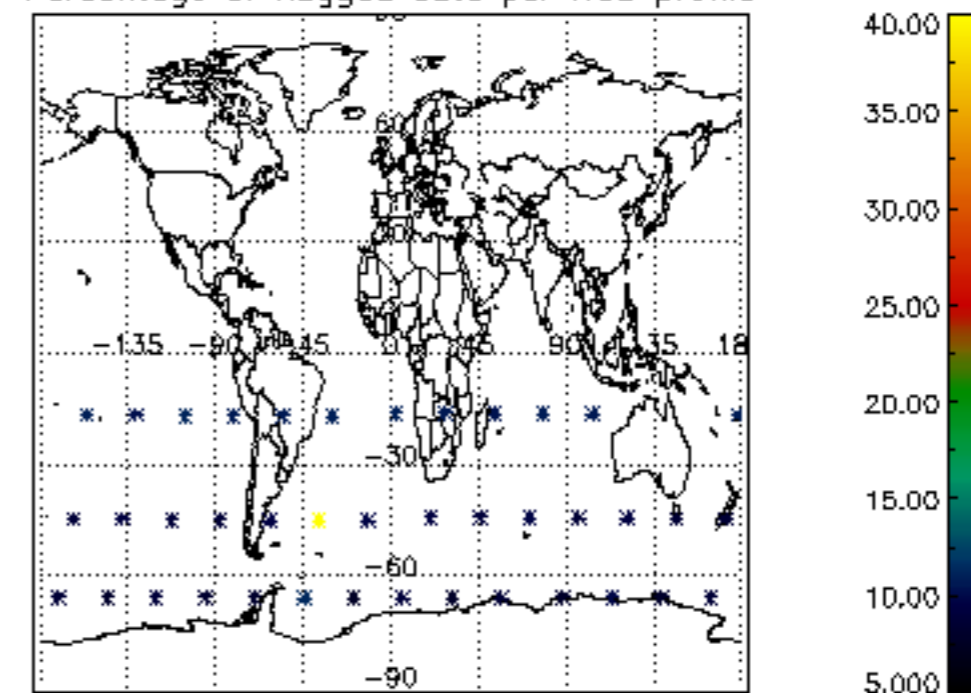
Percentage of flagged data per H2O profile

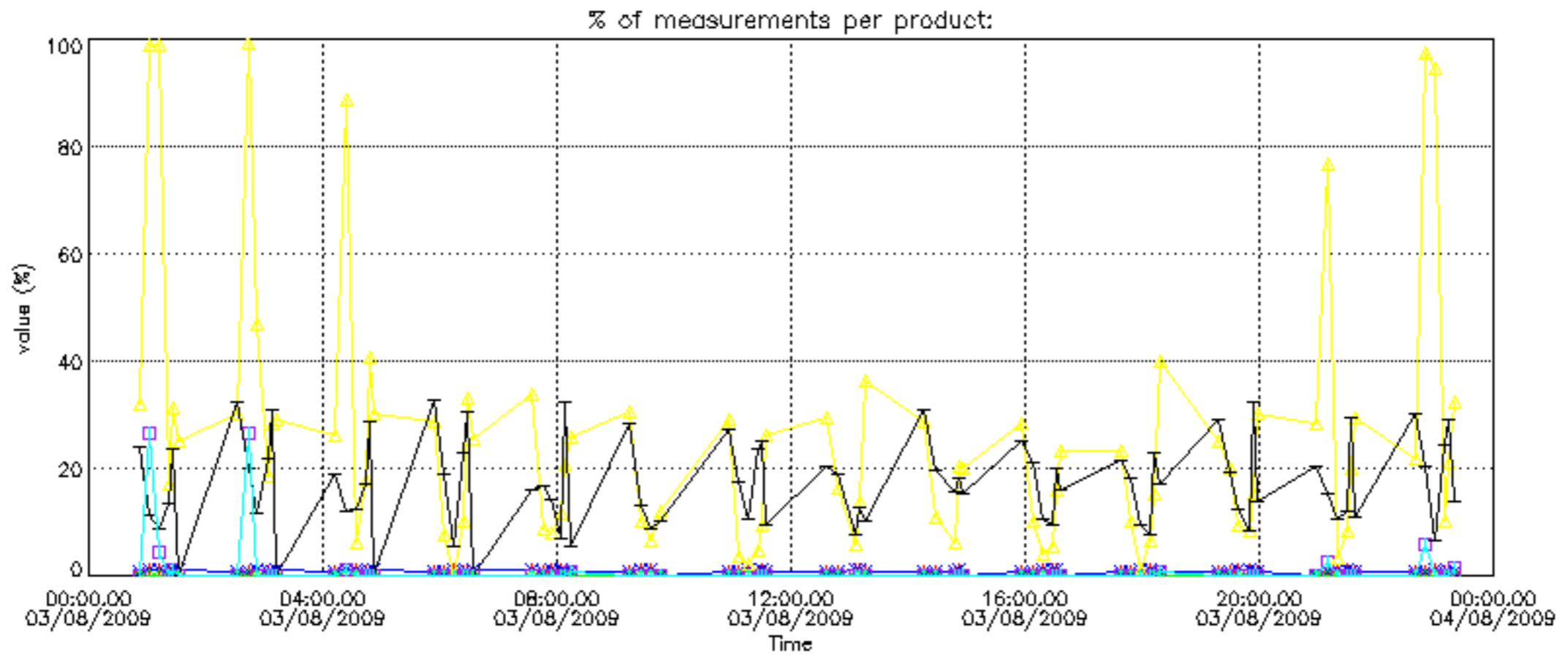


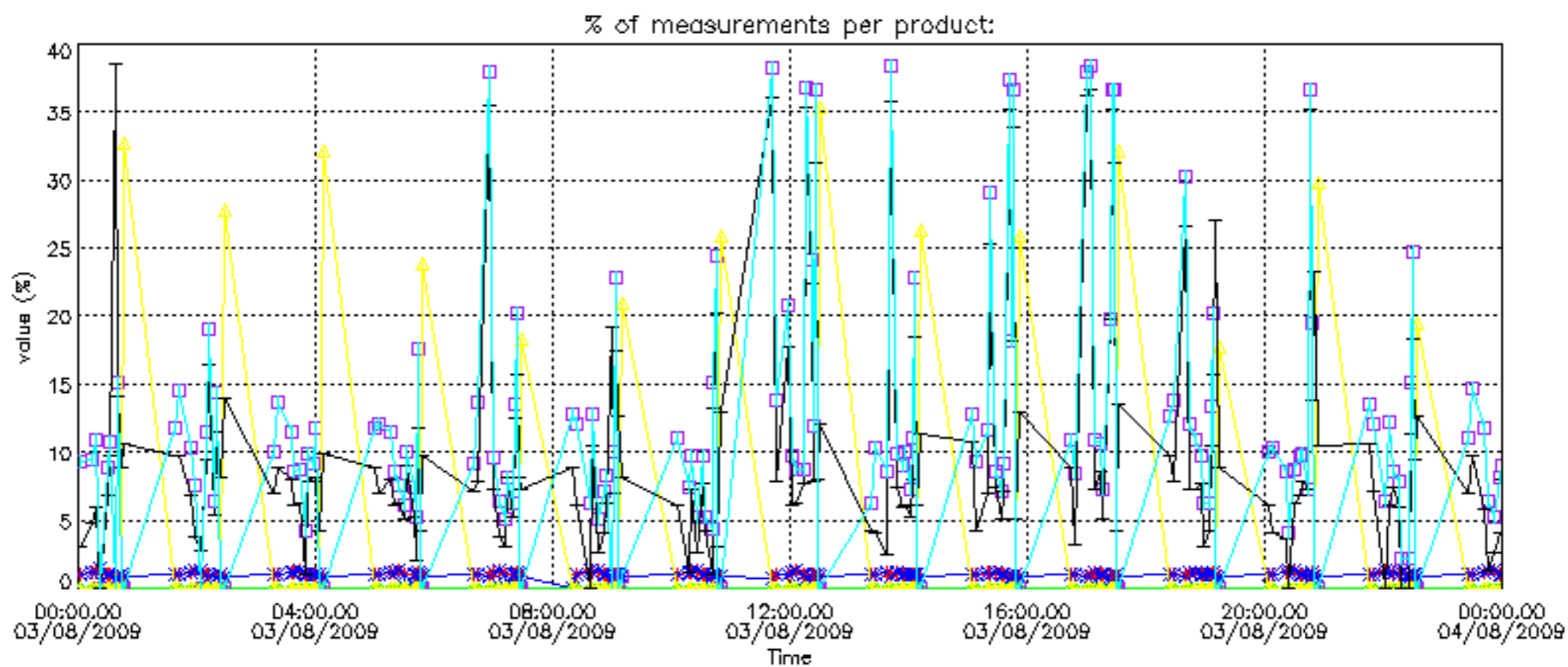
Percentage of flagged data per NO2 profile



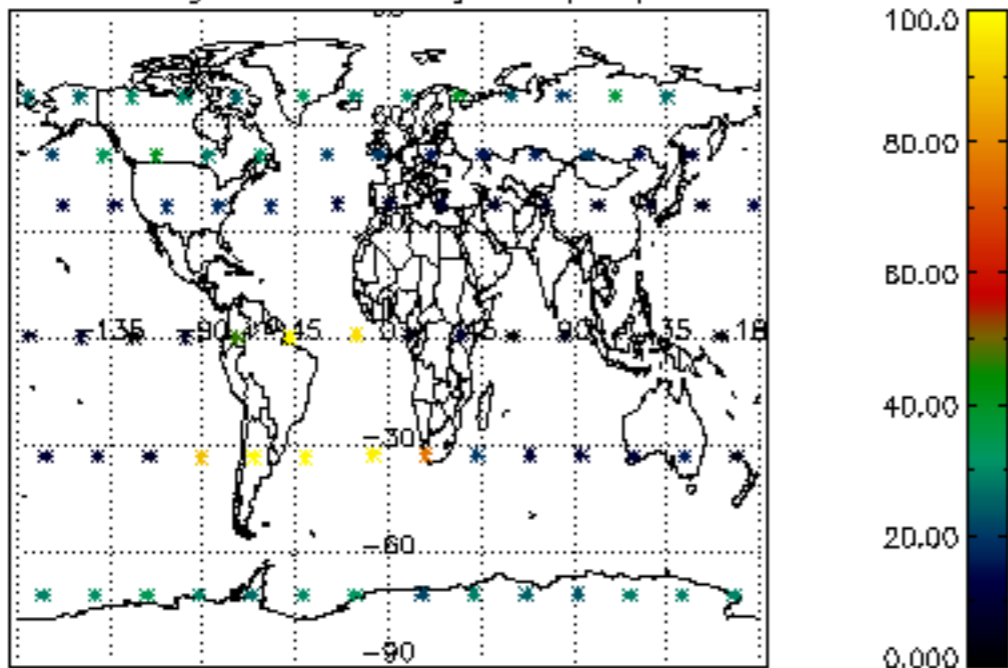
Percentage of flagged data per NO3 profile



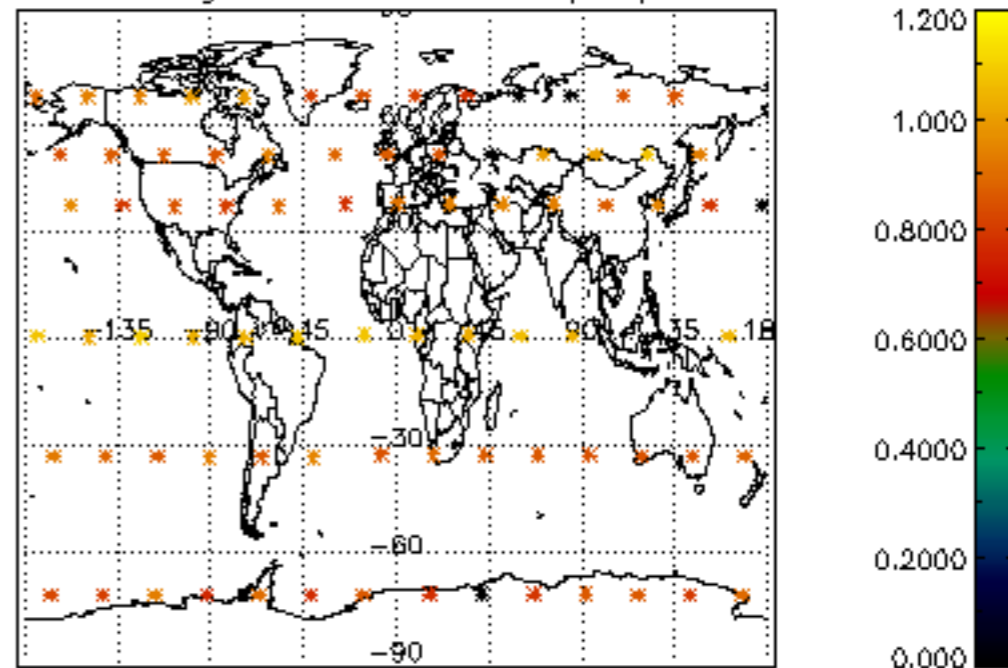




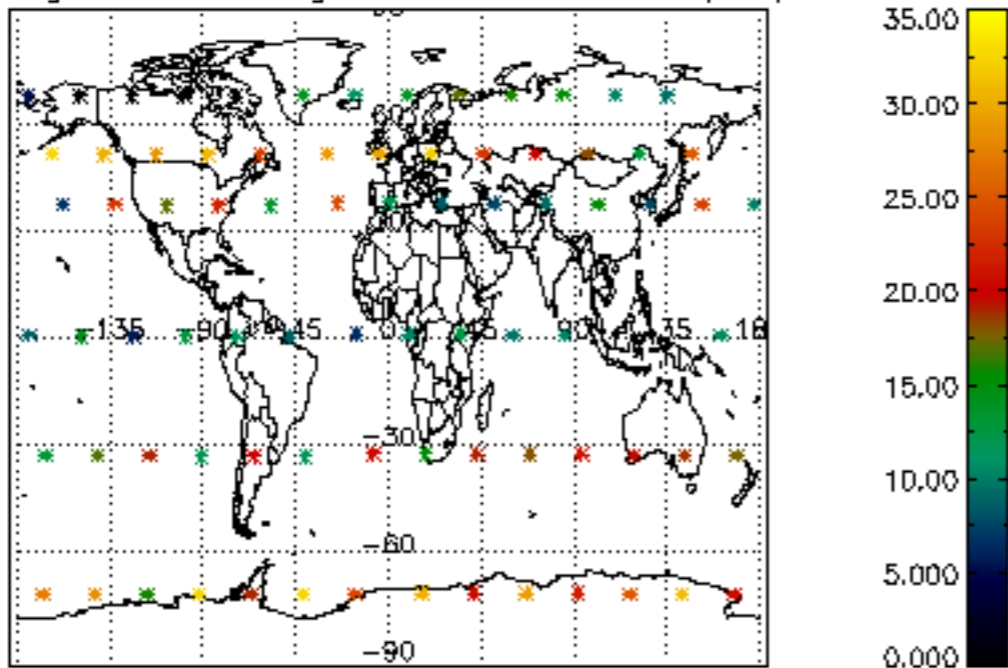
Percentage of cosmic ray hits per profile



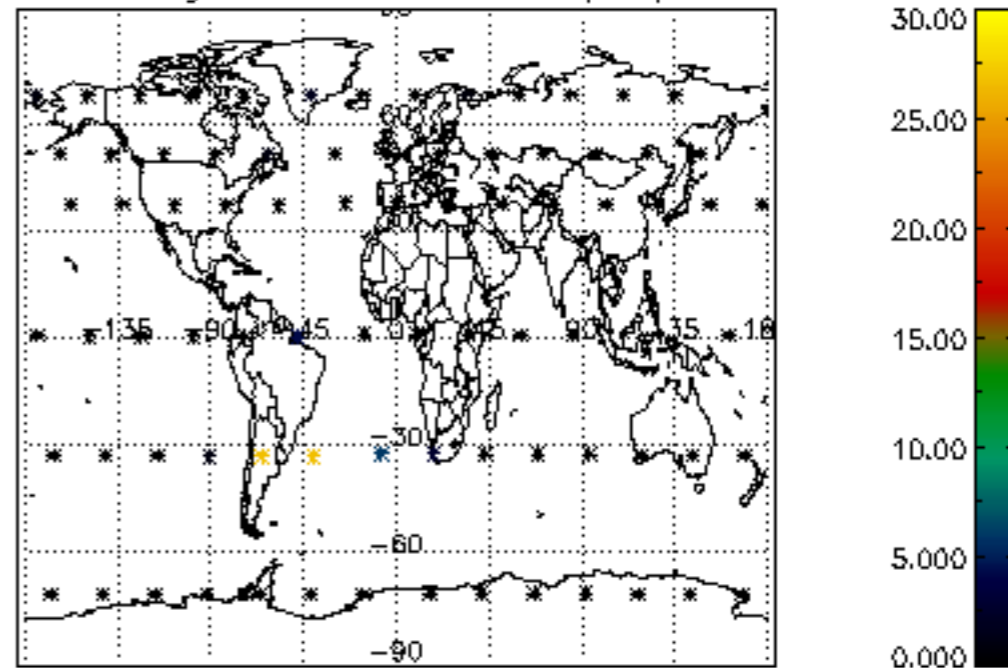
Percentage of datation errors per profile



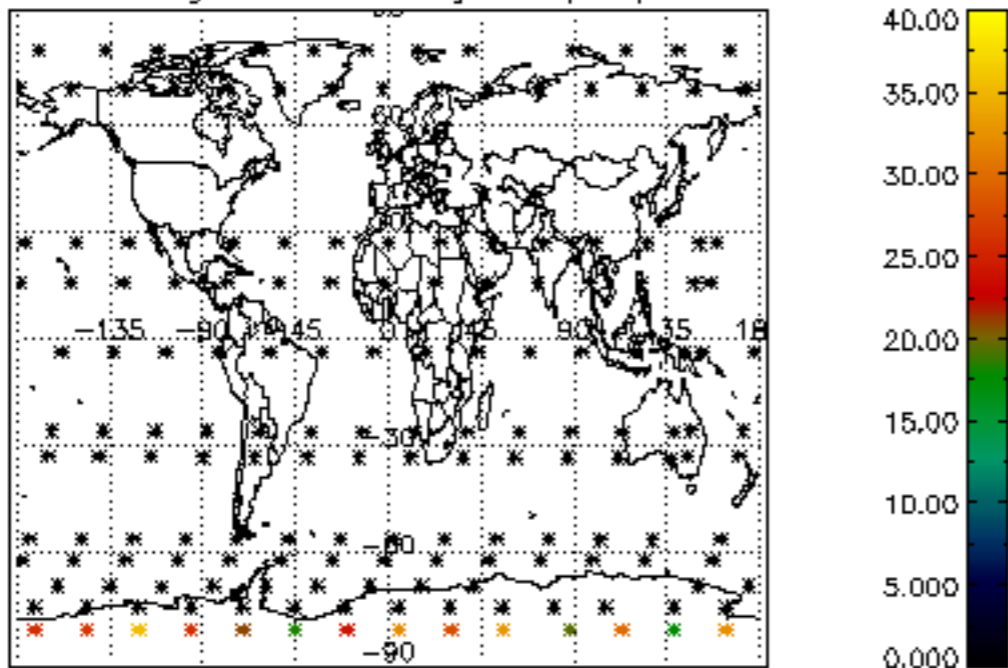
Percentage of star falling outside central band per profile



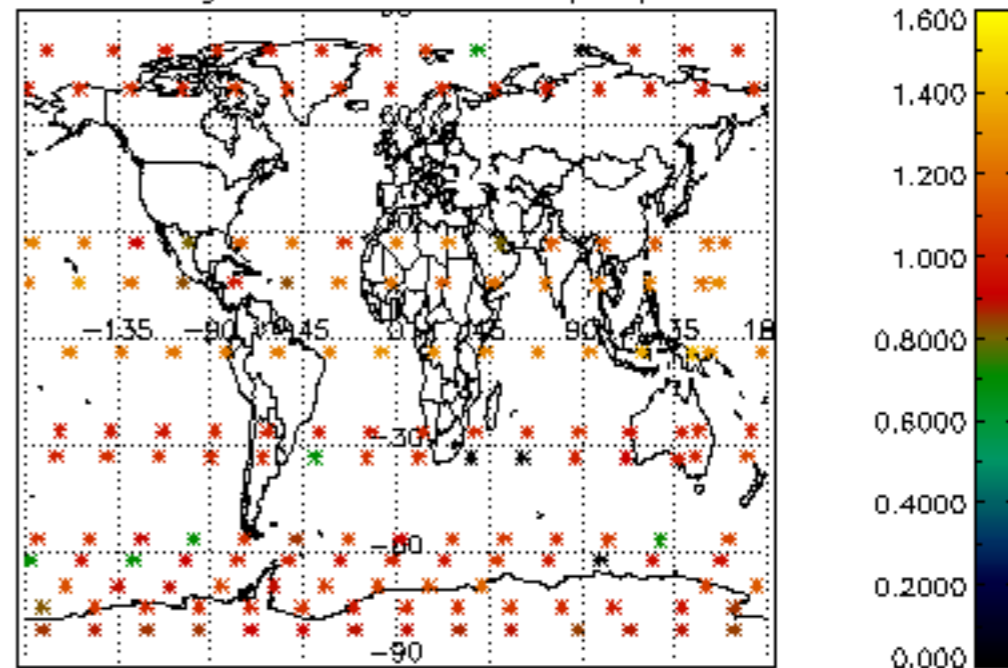
Percentage of saturation errors per profile



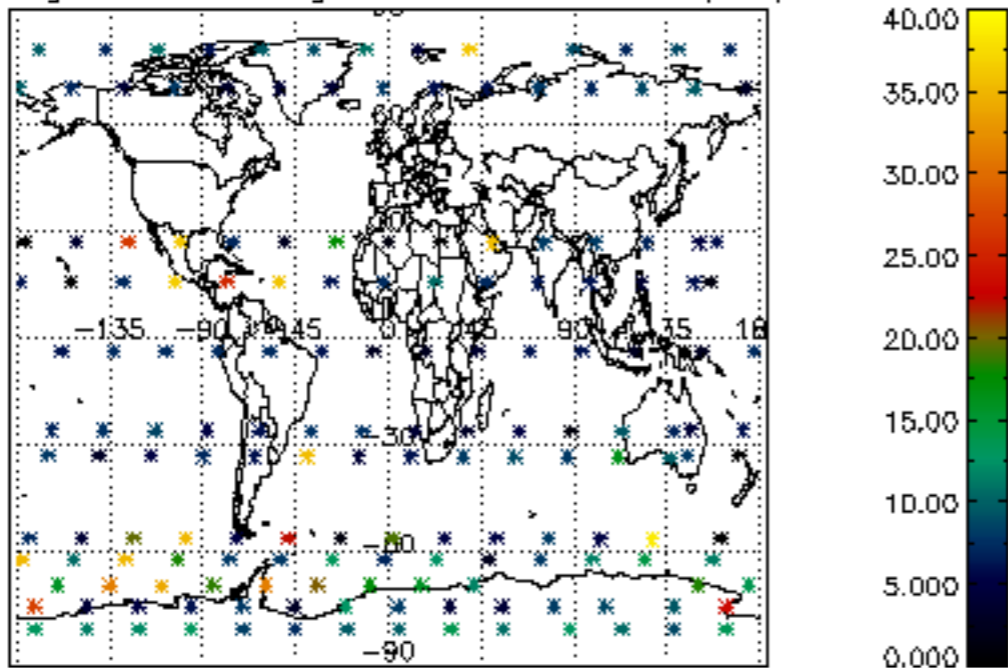
Percentage of cosmic ray hits per profile



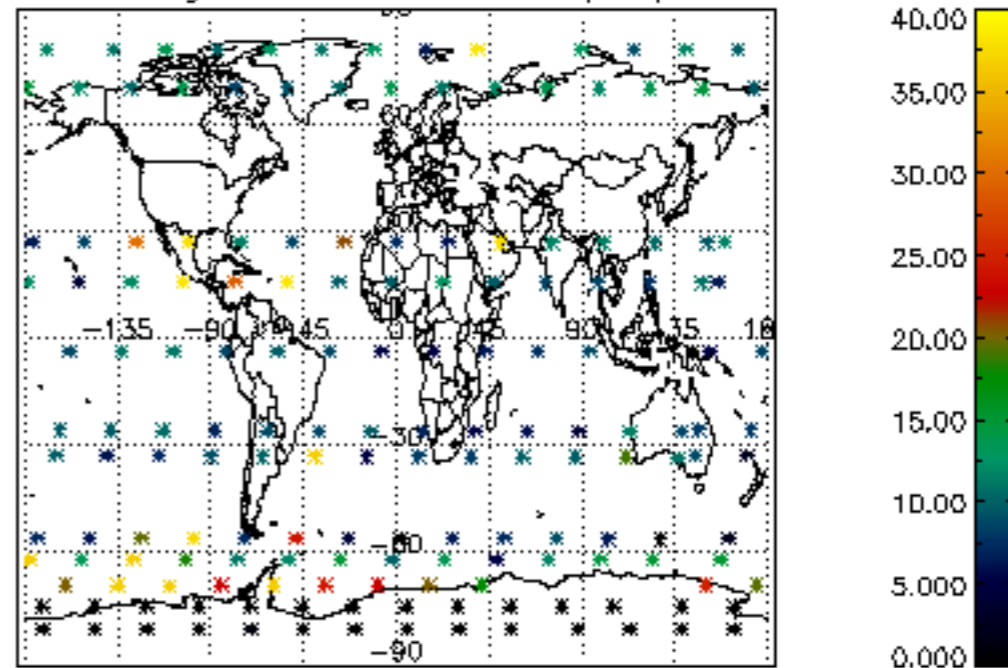
Percentage of datation errors per profile

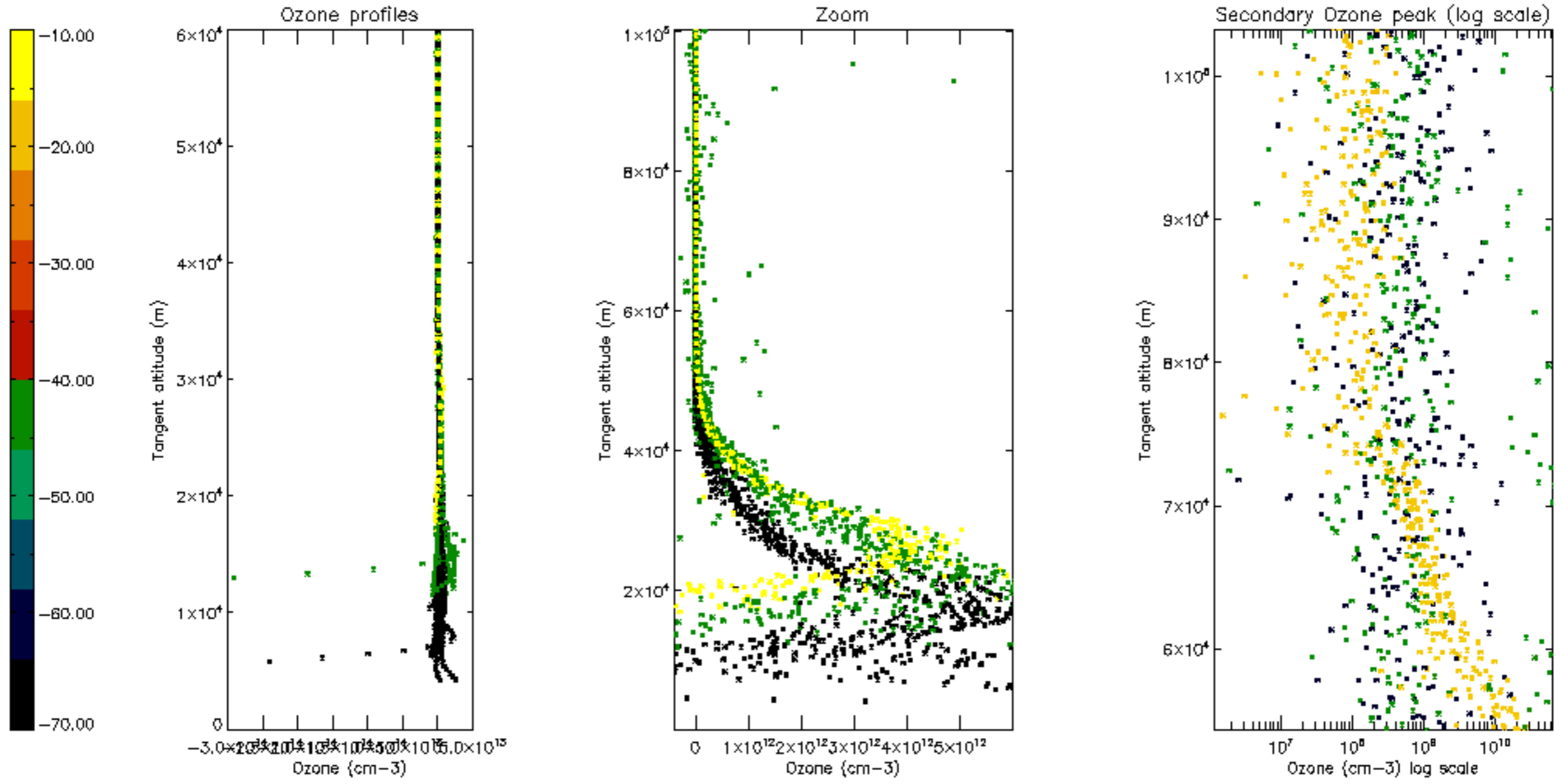


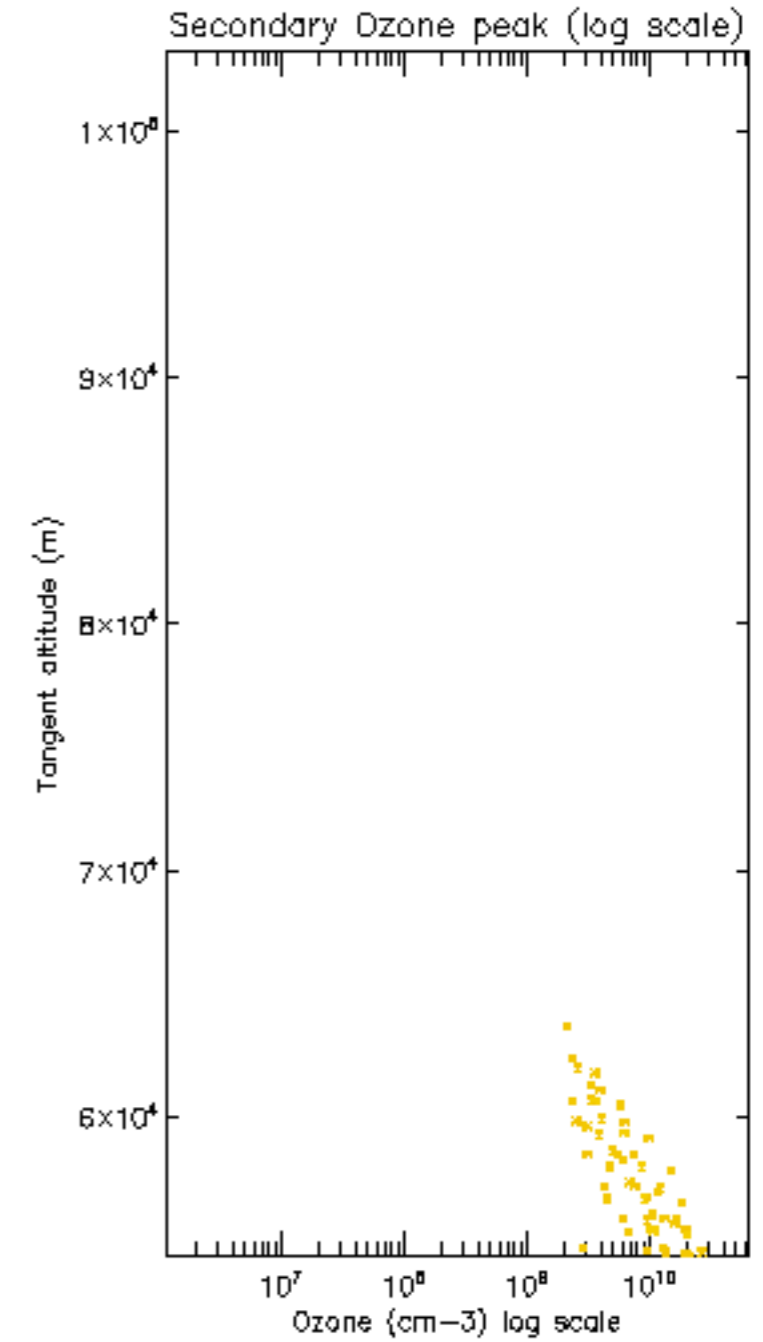
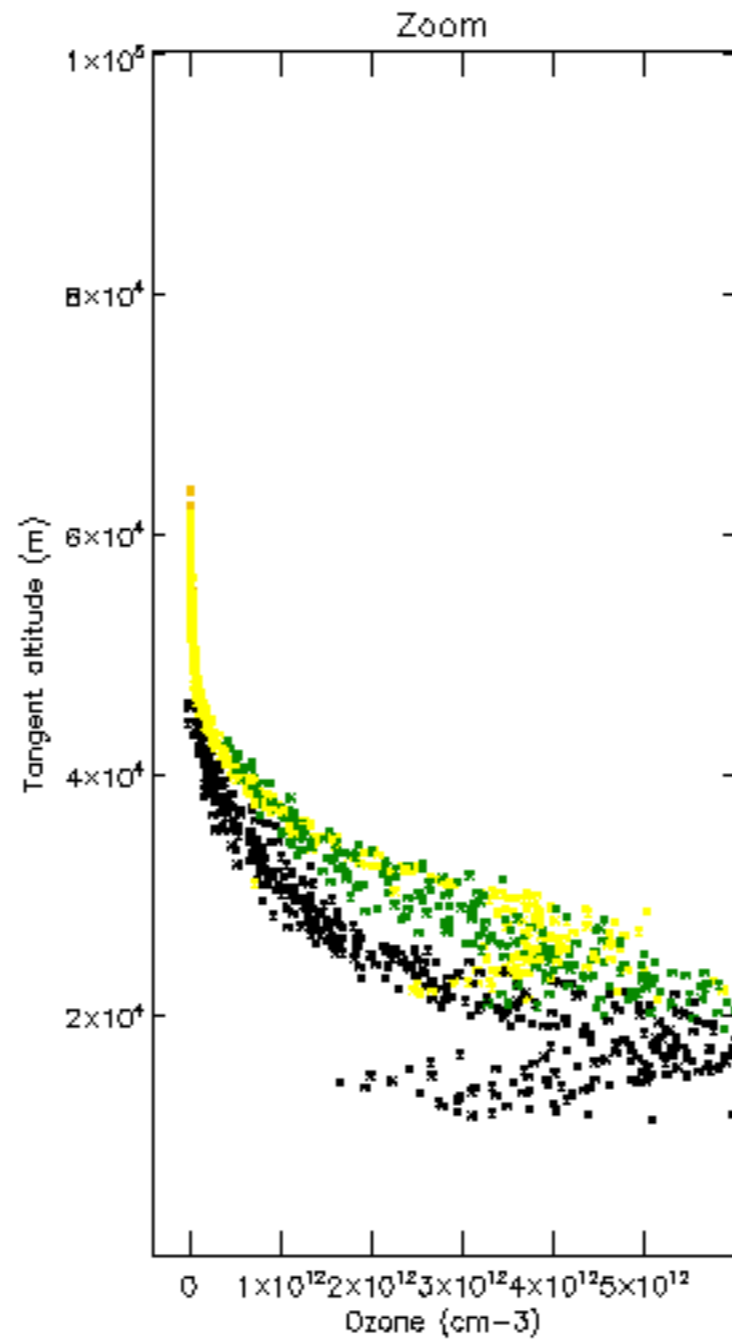
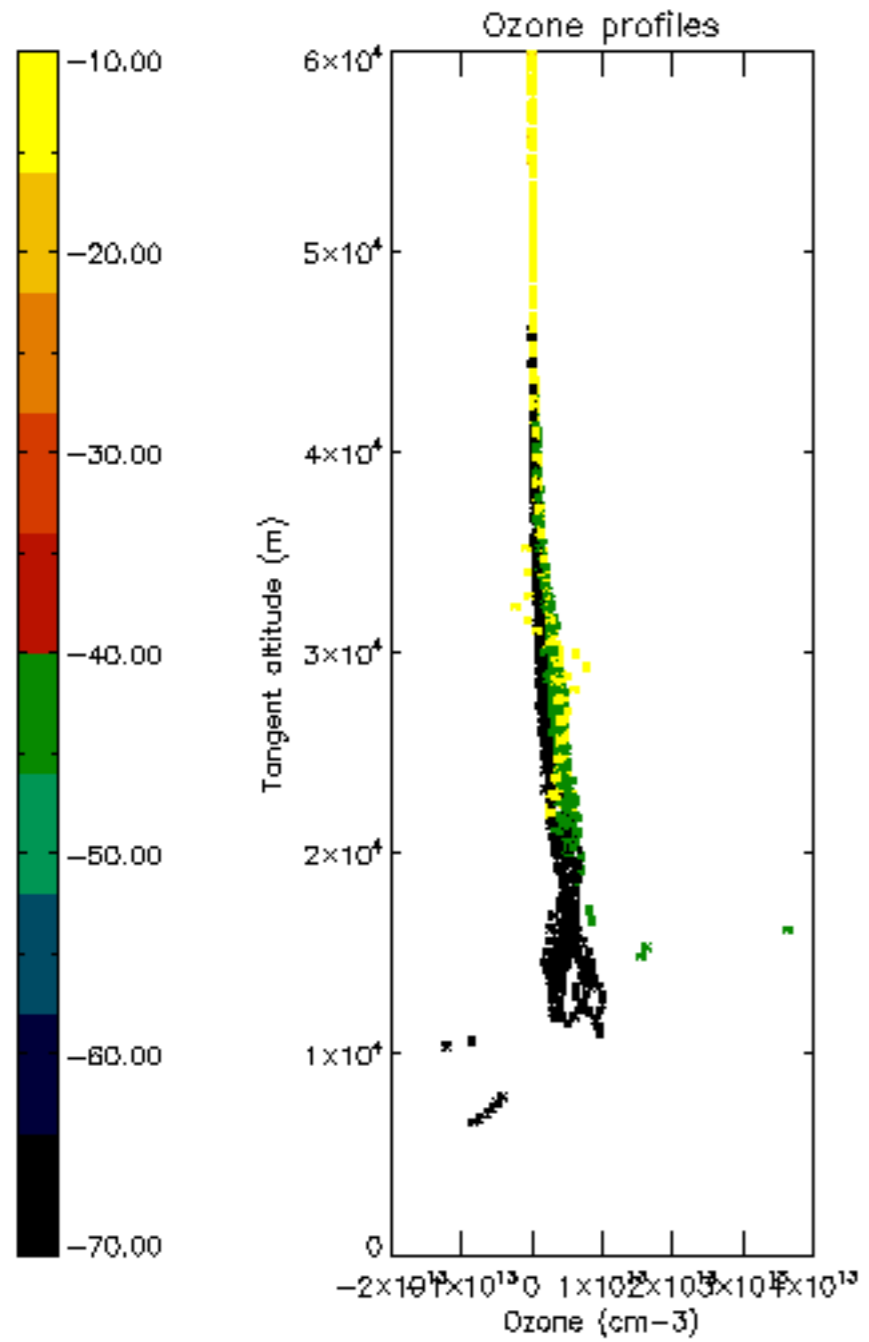
Percentage of star falling outside central band per profile

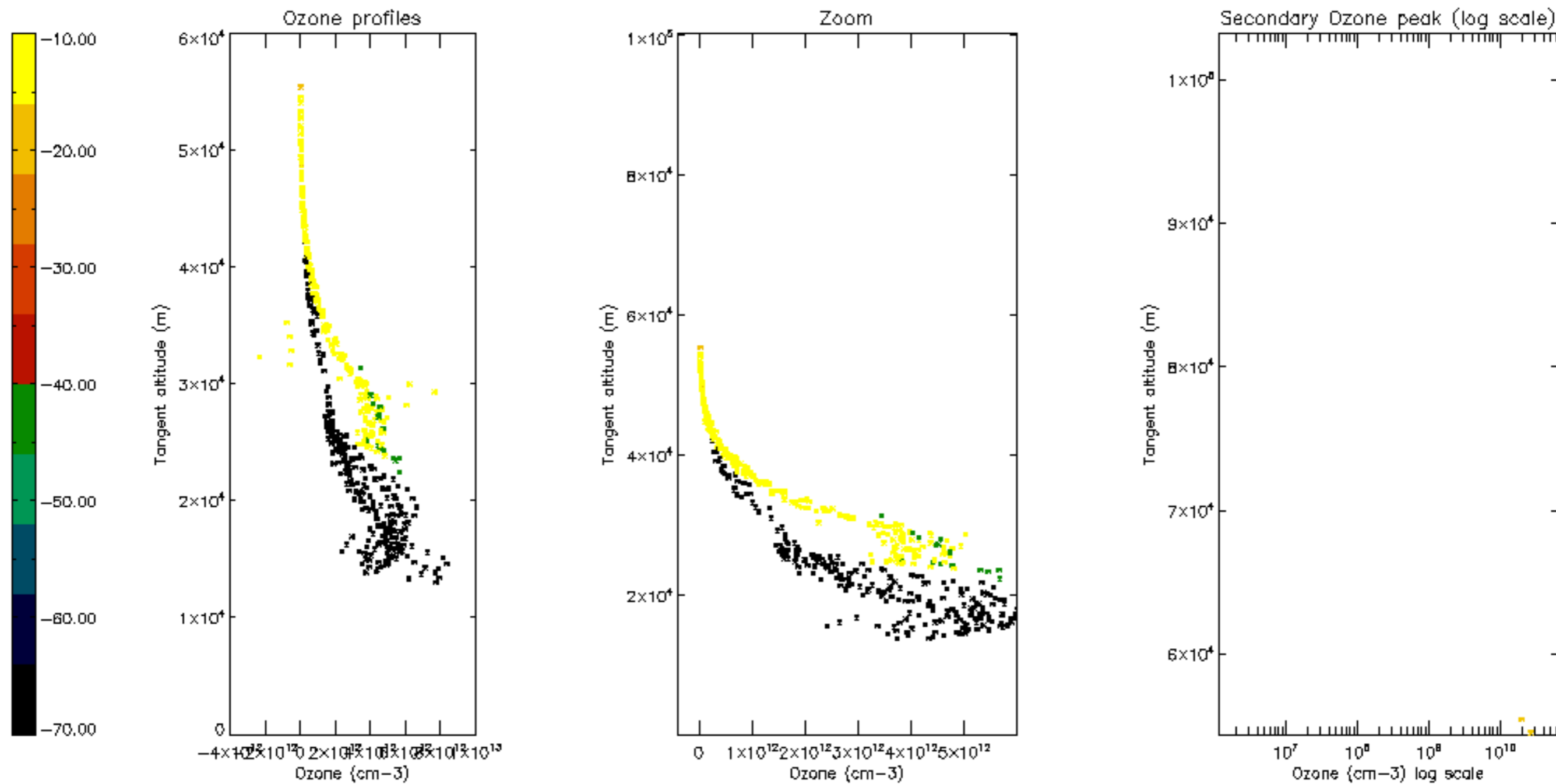


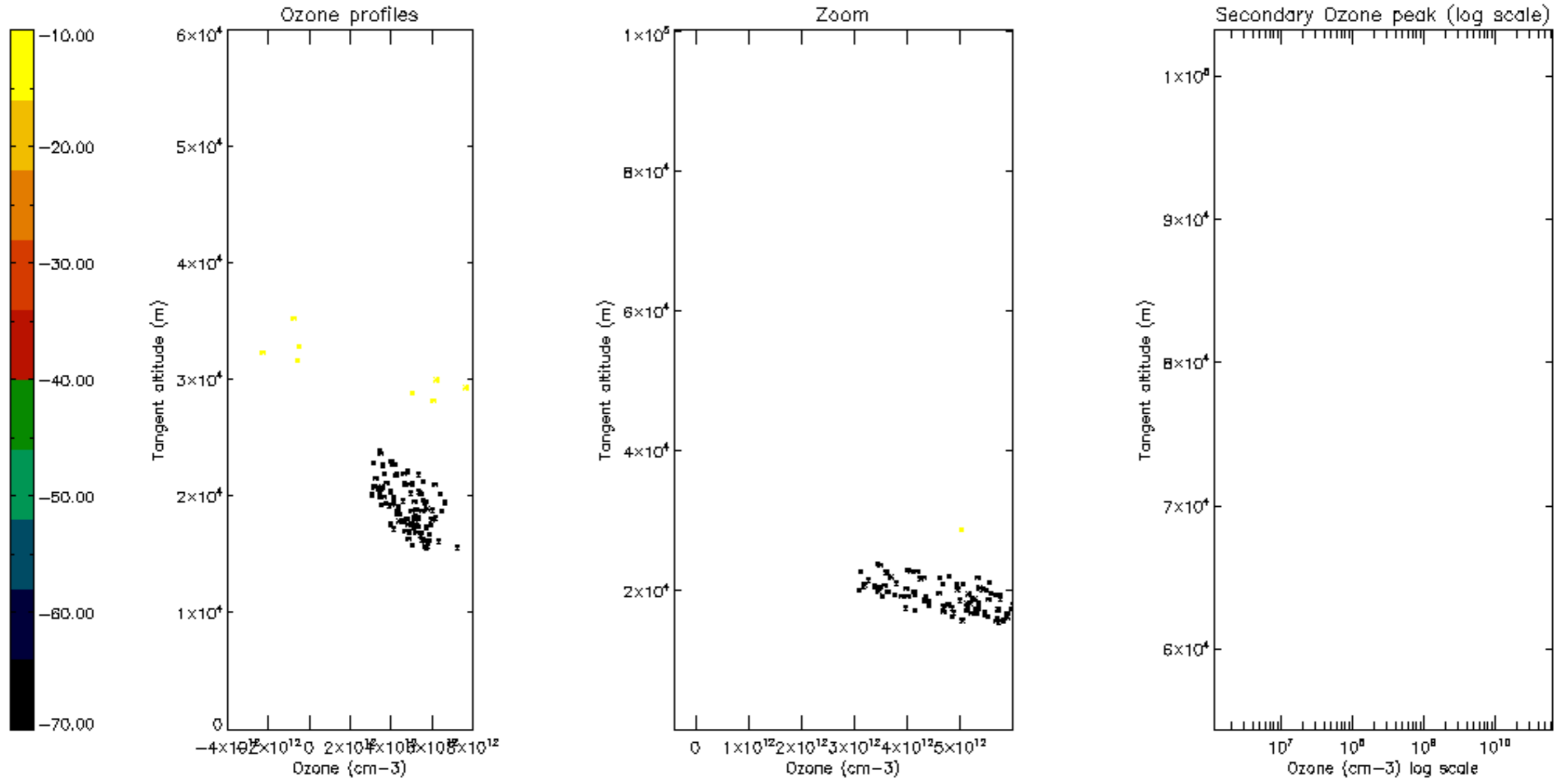
Percentage of saturation errors per profile

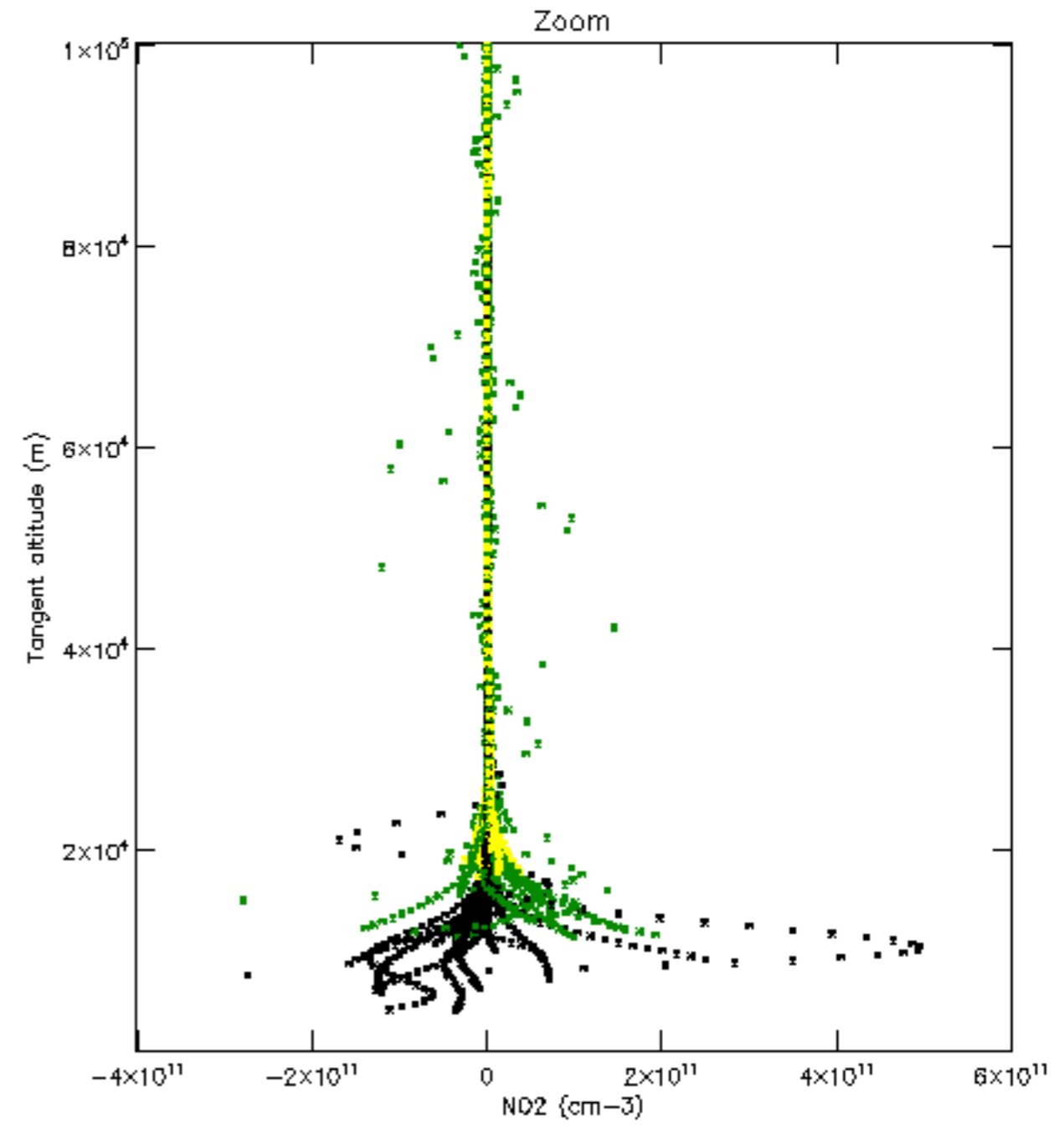
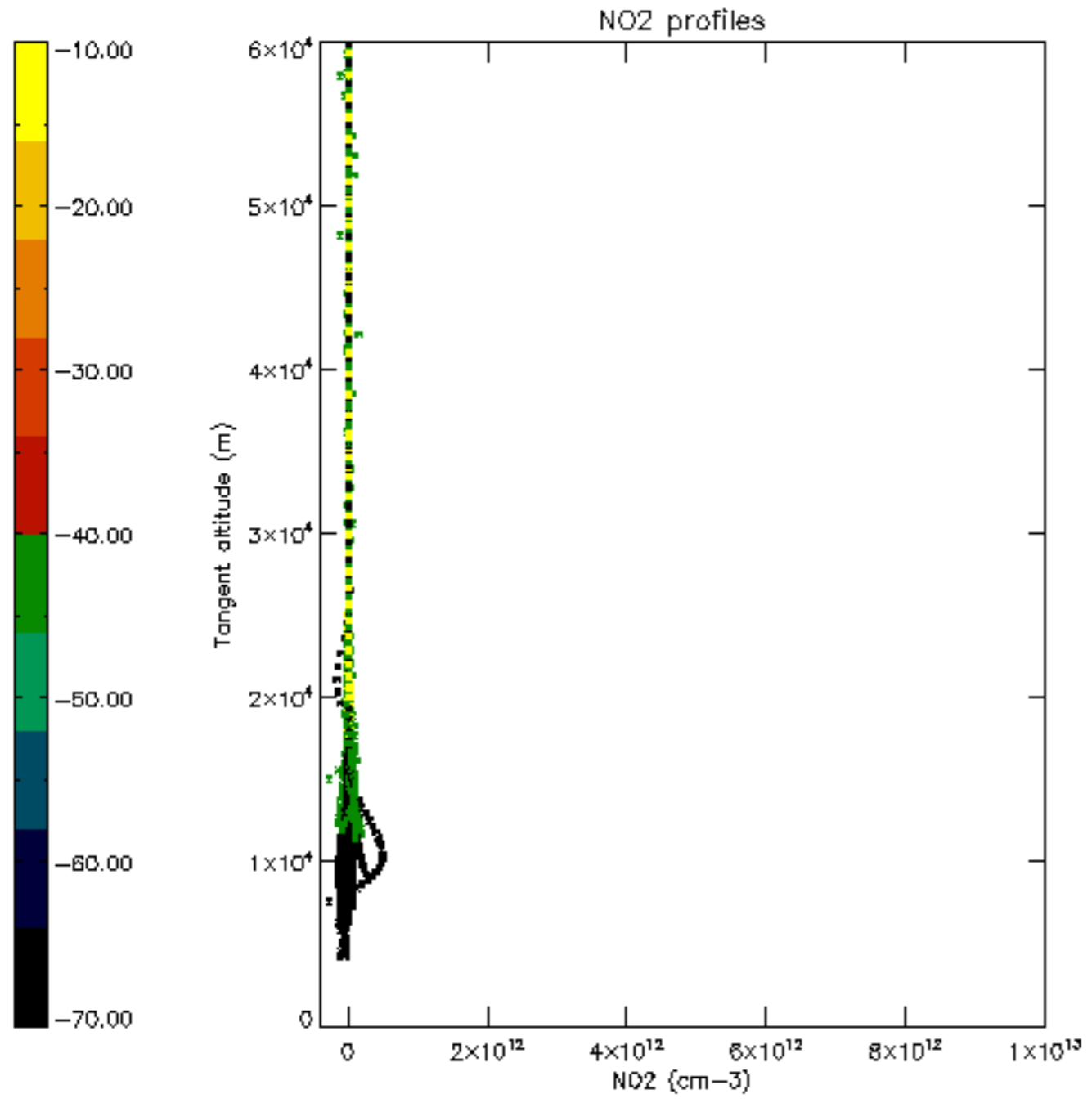


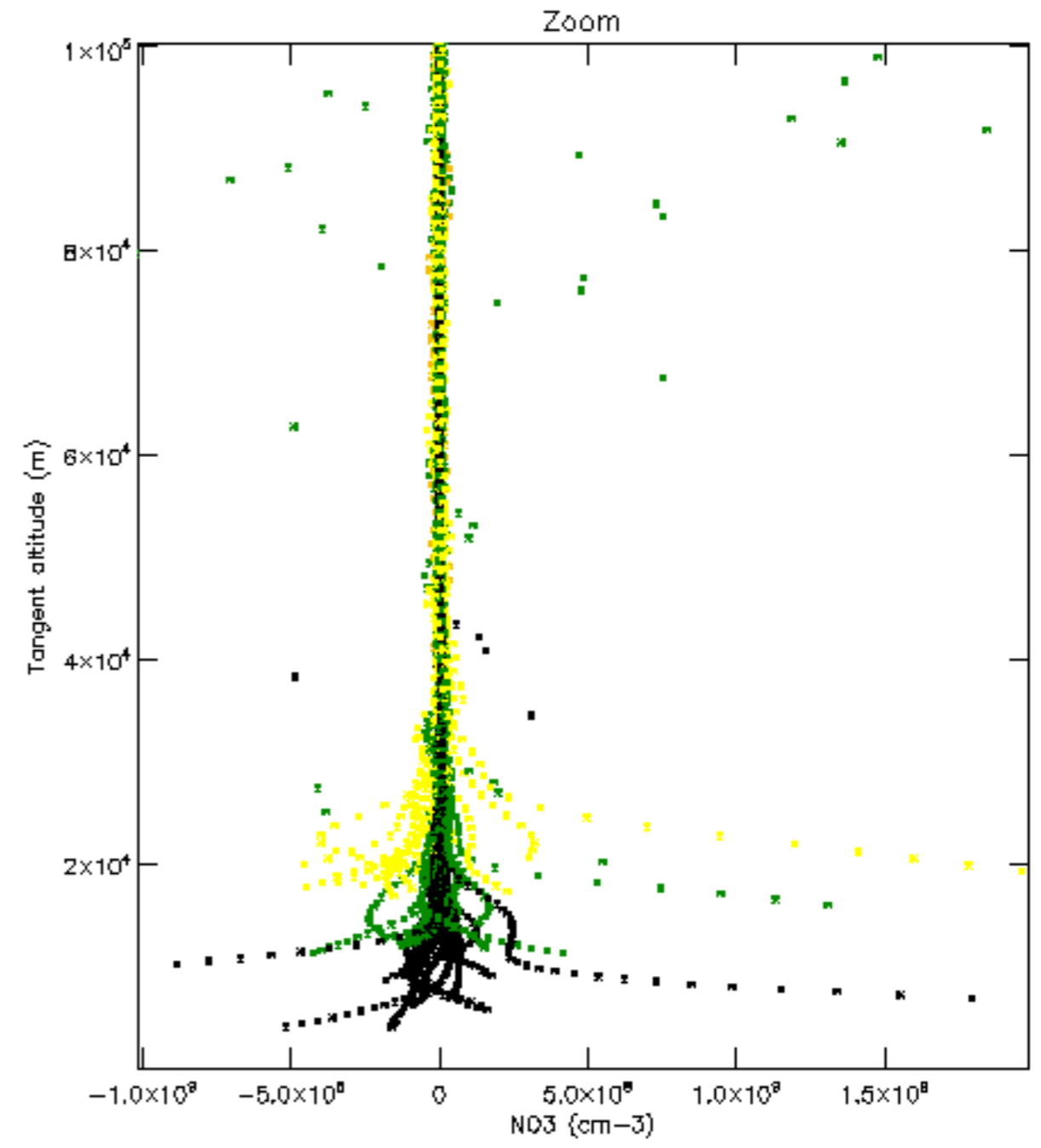
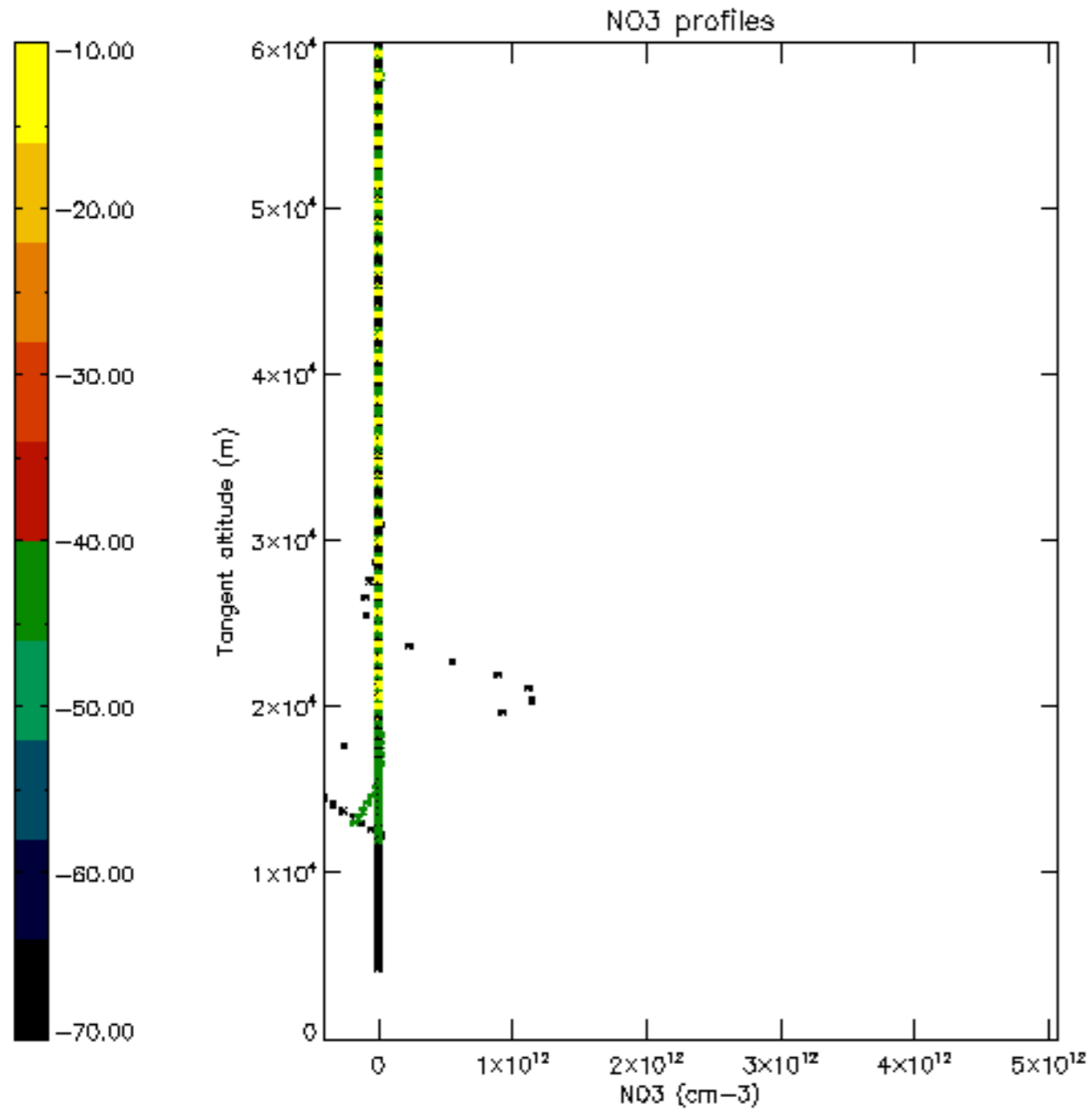


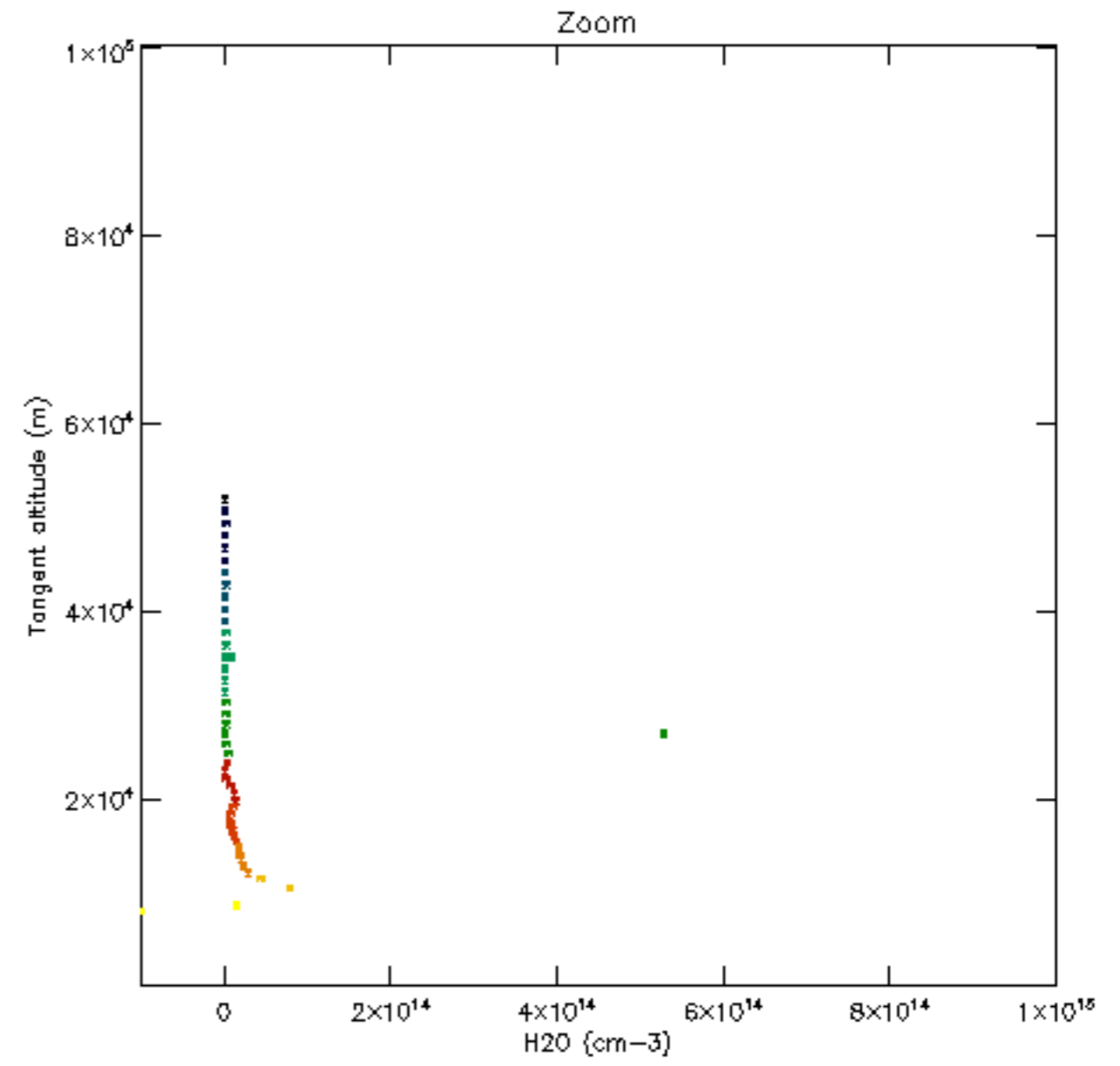
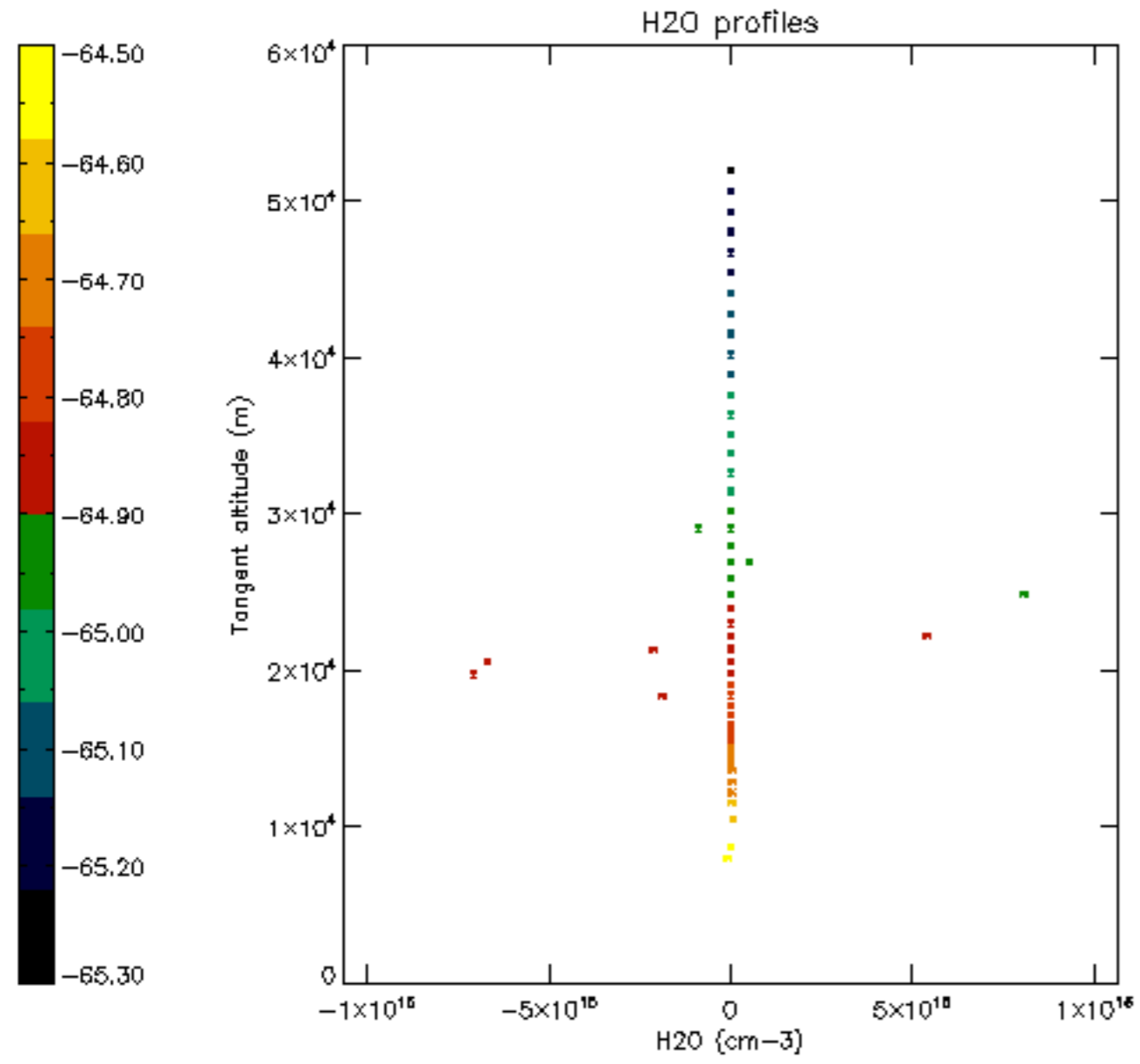


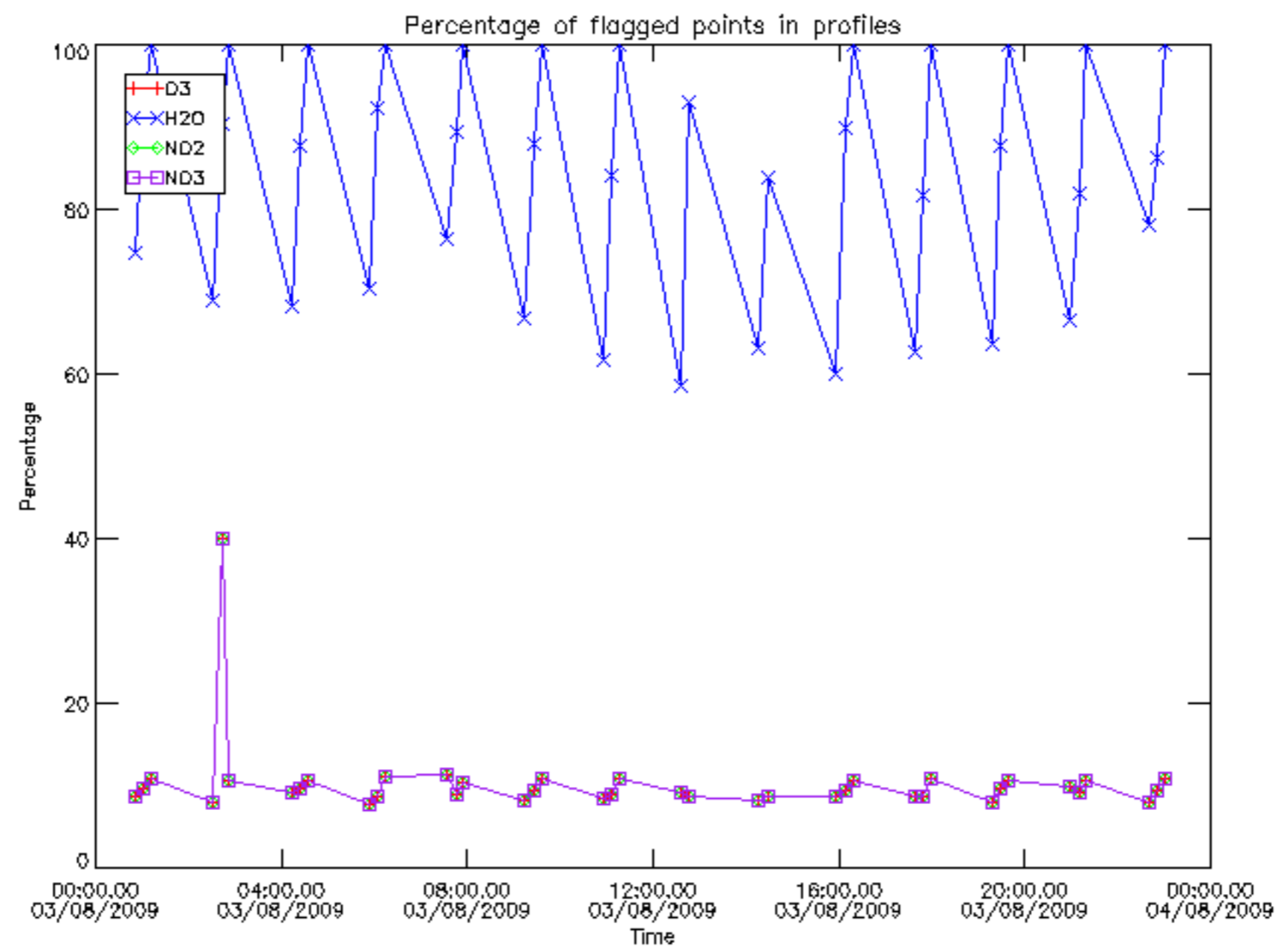




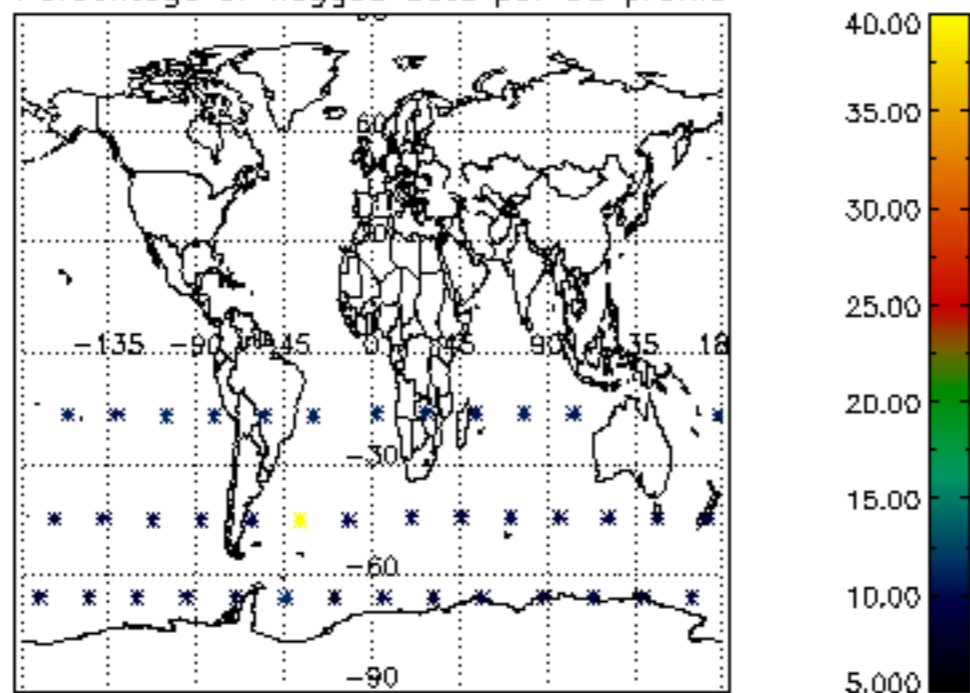




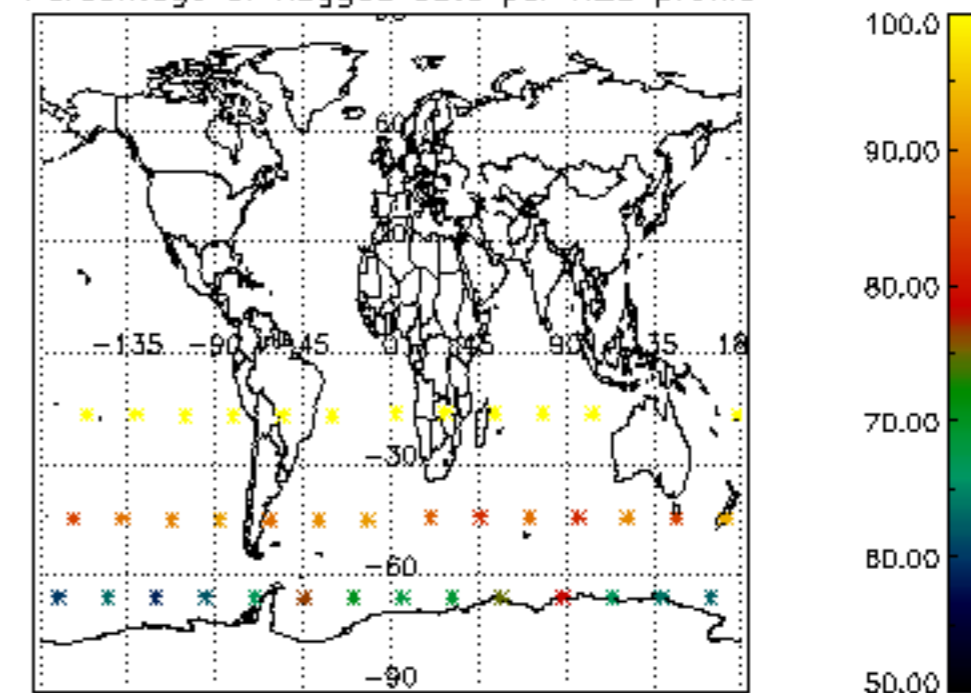




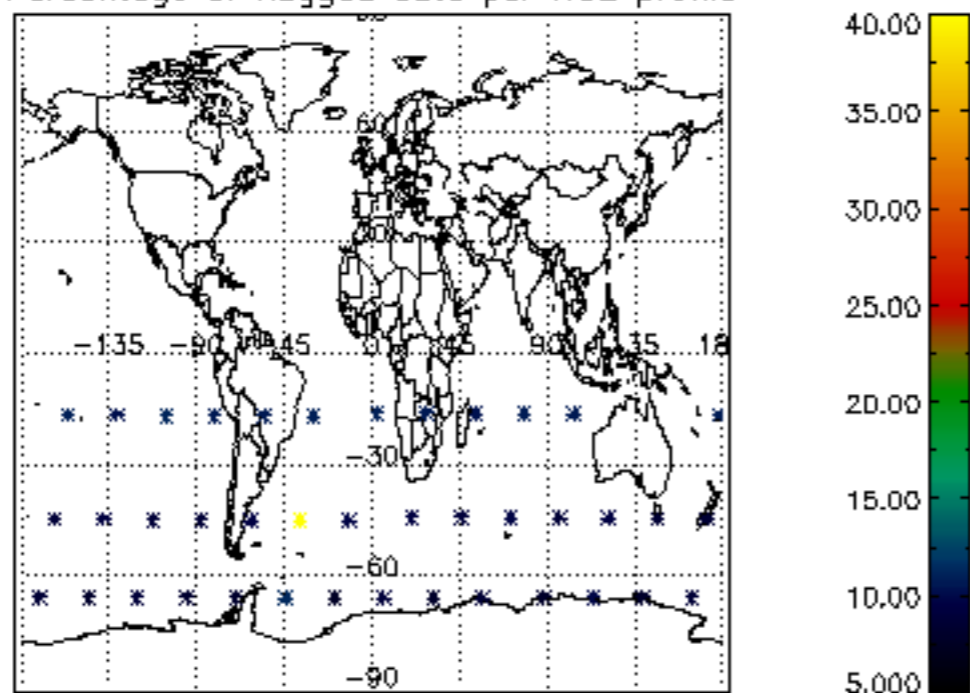
Percentage of flagged data per D3 profile



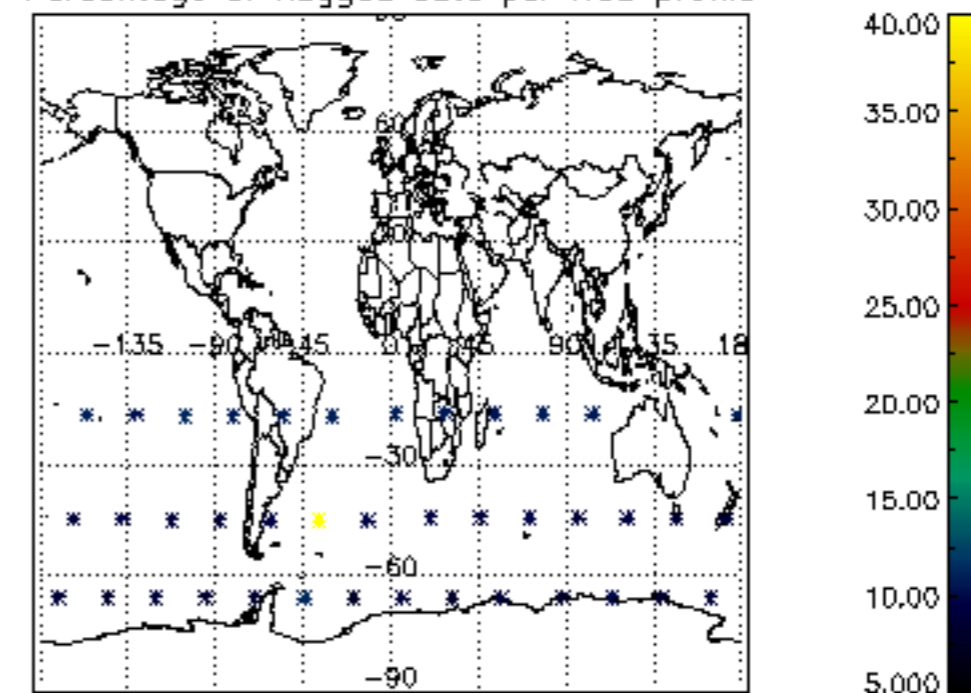
Percentage of flagged data per H2O profile

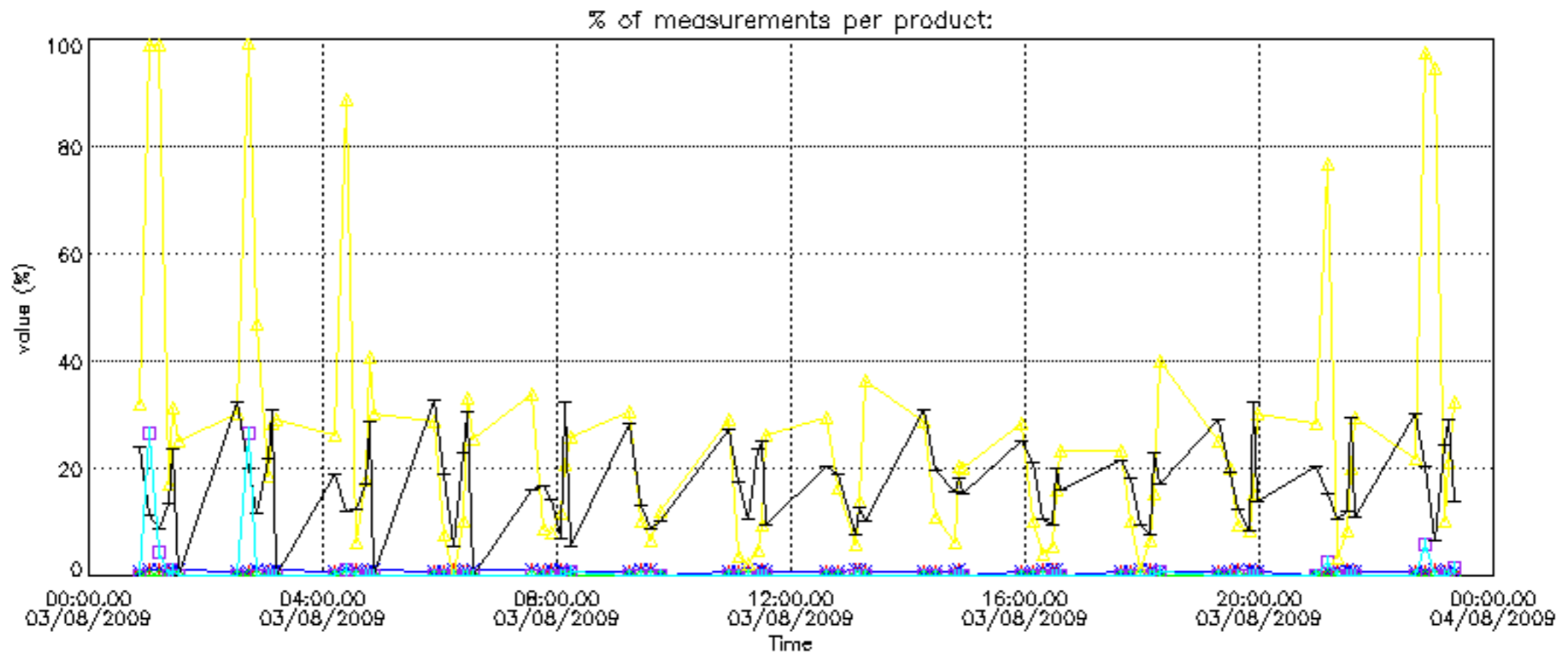


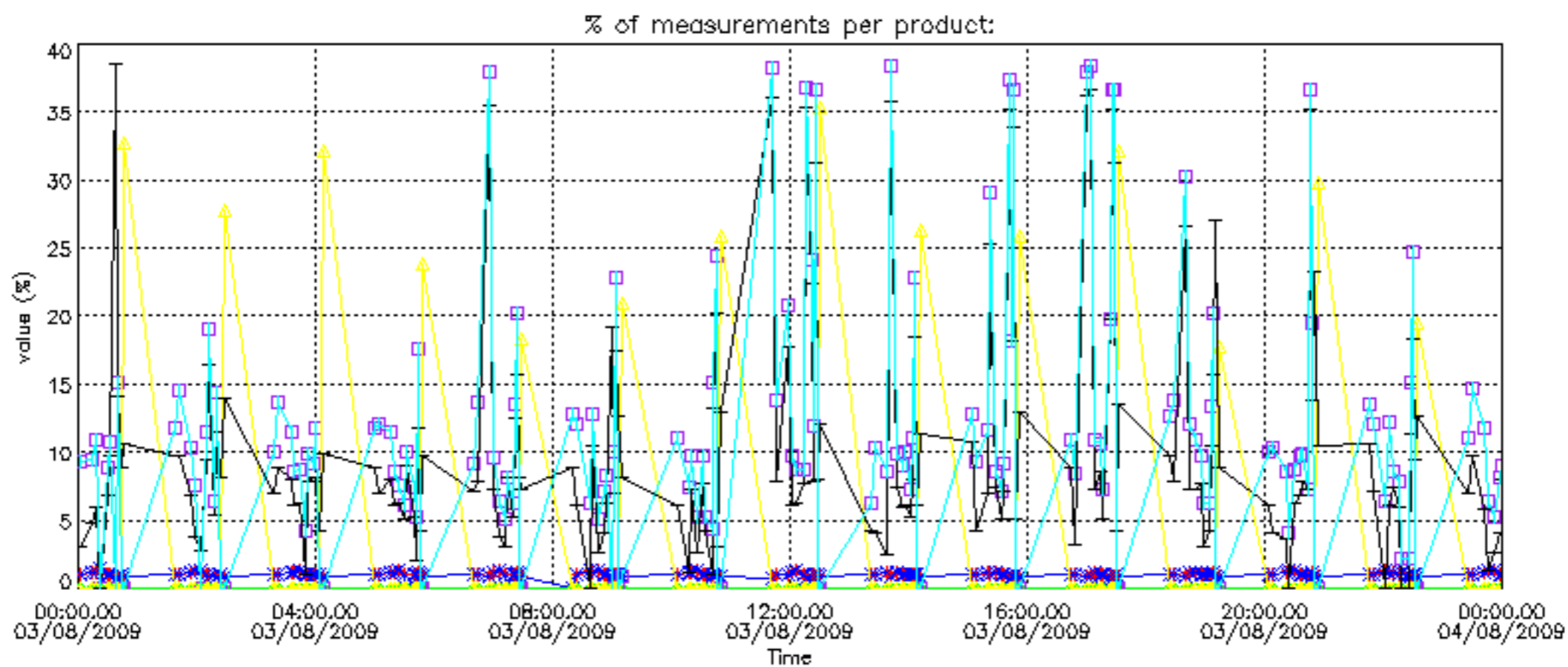
Percentage of flagged data per NO2 profile



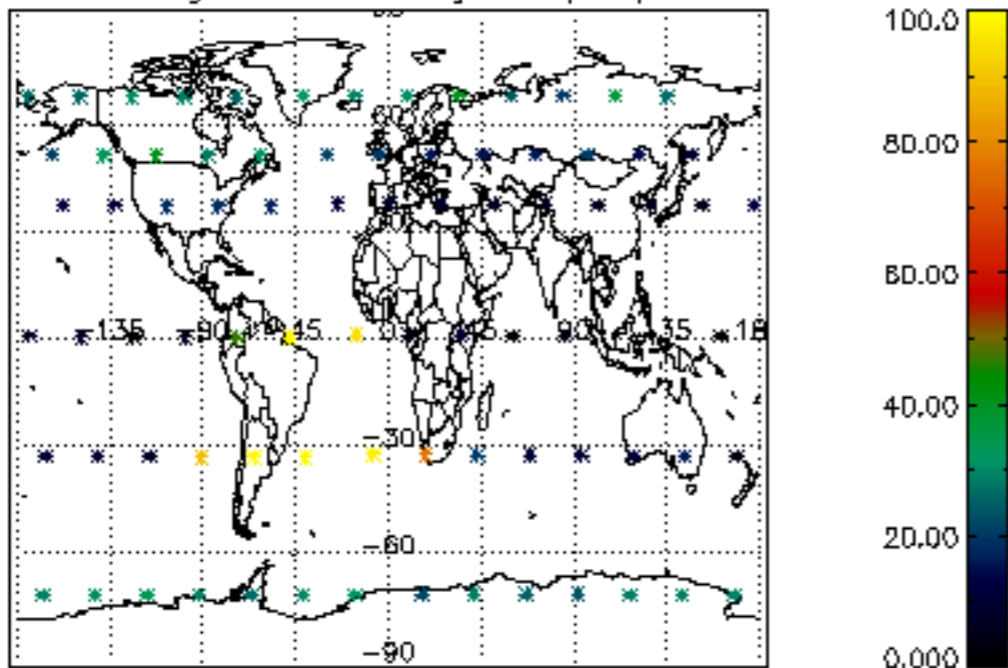
Percentage of flagged data per NO3 profile



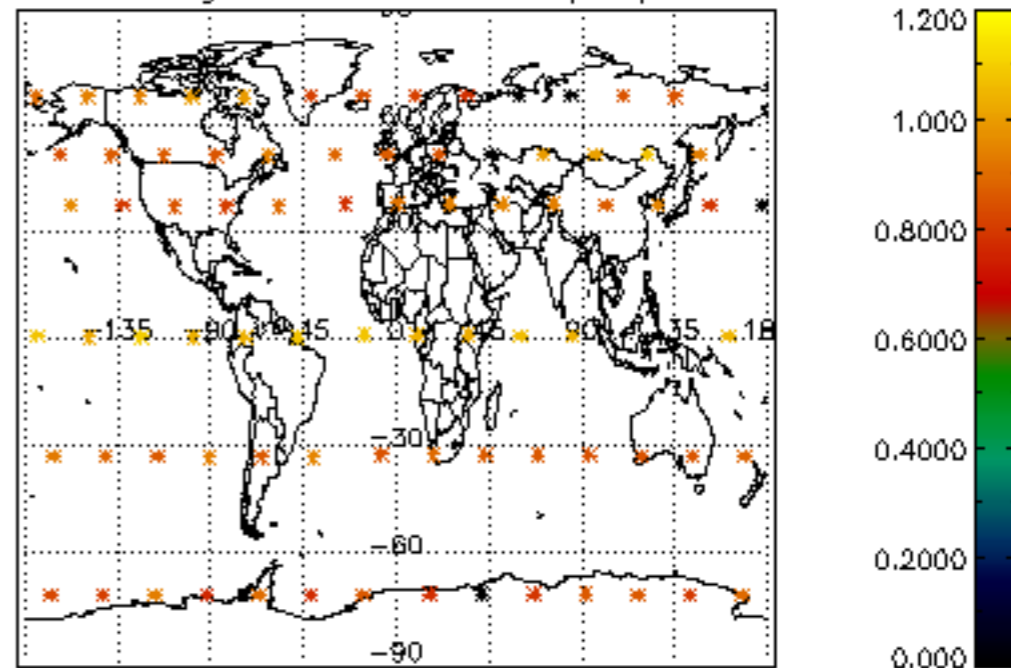




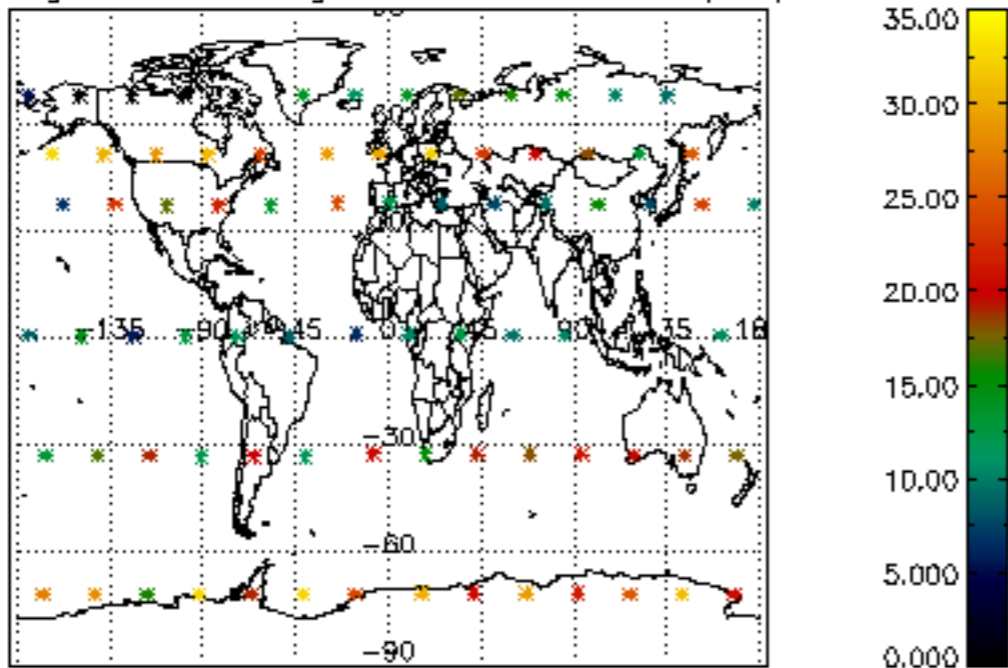
Percentage of cosmic ray hits per profile



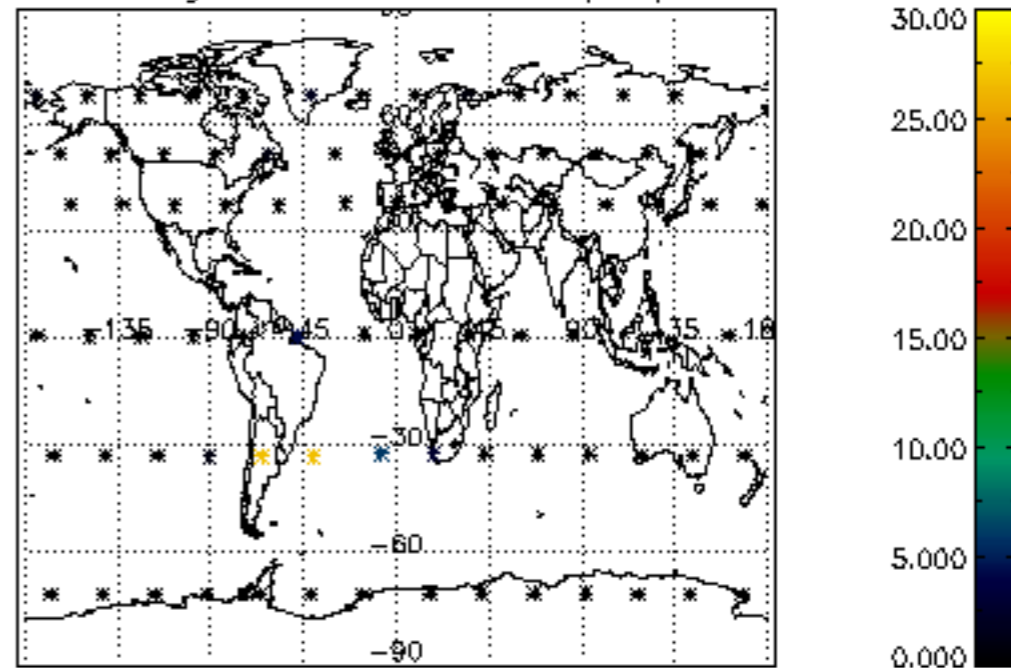
Percentage of datation errors per profile



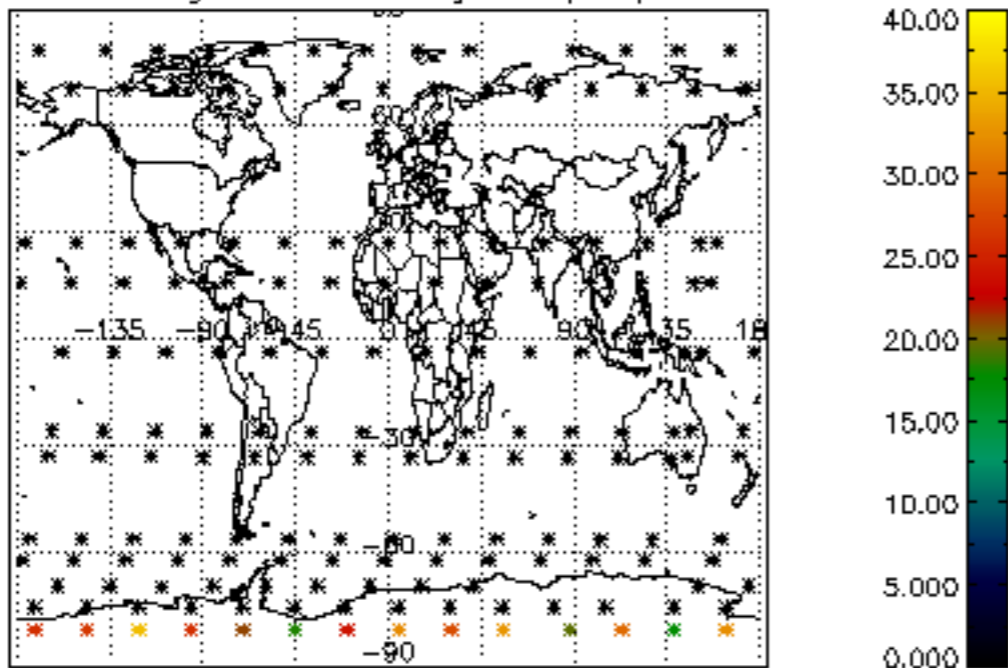
Percentage of star falling outside central band per profile



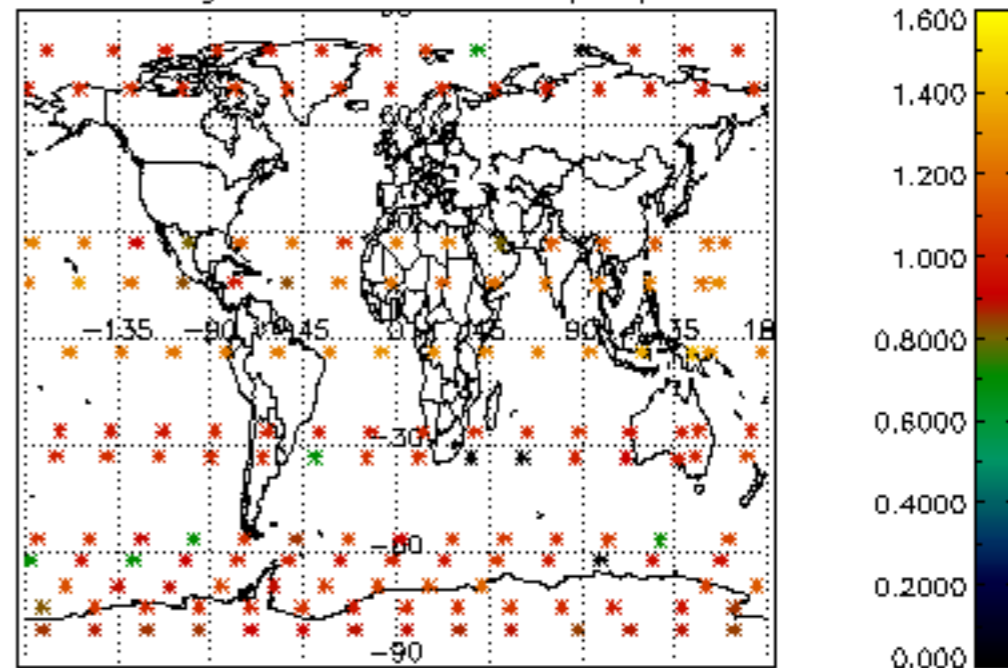
Percentage of saturation errors per profile



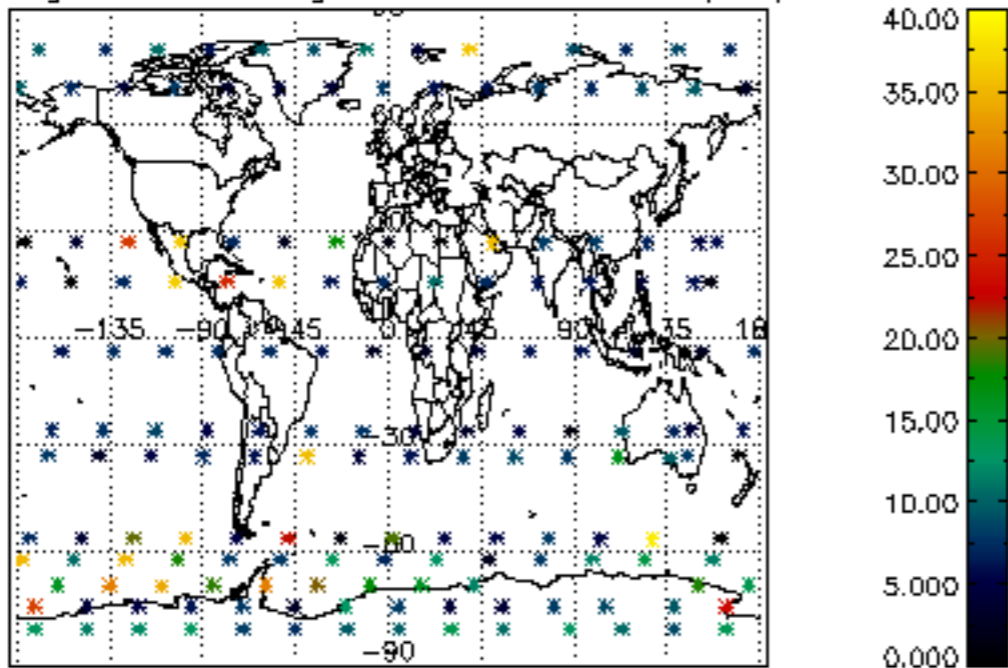
Percentage of cosmic ray hits per profile



Percentage of datation errors per profile



Percentage of star falling outside central band per profile



Percentage of saturation errors per profile

