

GOMOS Level 2 Daily Report

SUMMARY

[1. General Info](#)

[2. Summary of processed GOM_NL_2P products](#)

[3. Level 2 Quality information per product](#)

[3.1 Plot of level 2 quality information per product \(time dependant\)](#)

[3.2 Plot of level 2 quality information per product \(world map\)](#)

[4. Level 1 Quality information per product \(stored on level 2 products\)](#)

[4.1 Plot of level 1 quality information per product \(time dependant\)](#)

[4.1.1 Plot of level 1 quality information per product \(time dependant\): ASCENDING](#)

[4.1.2 Plot of level 1 quality information per product \(time dependant\): DESCENDING](#)

[4.2 Plot of level 1 quality information per product \(world map\)](#)

[4.2.1 Plot of level 1 quality information per product \(world map\): ASCENDING](#)

[4.2.2 Plot of level 1 quality information per product \(world map\): DESCENDING](#)

[5. Ozone profiles based on quality statistics and other trace gas profiles](#)

[5.1 Ozone statistics based on quality of products](#)

[5.2 Plot ozone profiles for all STD \(dark without errors\)](#)

[5.3 Plot ozone profiles where STD < 20% \(dark without errors\)](#)

[5.4. Plot ozone profiles where STD < 10% \(dark without errors\)](#)

[5.5. Plot ozone profiles where STD < 5% \(dark without errors\)](#)

[5.6 Plot NO2 profiles for all STD \(dark without errors\)](#)

[5.7 Plot NO3 profiles for all STD \(dark without errors\)](#)

[5.8 Plot H2O profiles \(only for occultations of stars 1,2,3,4,13,14,16,26,63 dark without errors\) for all STD](#)

[6. Auxiliary Data Files used for the production reported in section 2](#)

This report presents the daily analysis on parameters extracted from GOMOS level 2 data (GOM_NL__2P). It is intended to monitor some important parameters that will impact the quality of these products. A list of level 2 products (and content) that have arrived during the reporting day to the PCF is also given.

Item	Value
Time of report generation	26APR2013 11:21:50
Data source version	GOMOS/6.01
Start time of products	02-08-2009 (02AUG2009 00:00:00)
Stop time of products	03-08-2009 (03AUG2009 00:00:00)
Store outputs in DB	Yes
Nb of level 2 prods	252
Nb of prods with errors	0

2. Summary of processed GOM_NL__2P products.

Nr	Filename	UTC Start time	Limb	Duration	Star Id	Star Name	Star Mag	Star Temp	Nb Meas	Orbit	Prod. error
1	GOM_NL__2PRFIN20090802_000255_000000462081_00173_38804_5073.N1	02-AUG-2009 00:02:55	Dark	46.000	157	The1Eri	2.9060	9300.0	92	38804	No
2	GOM_NL__2PRFIN20090802_001313_000000532081_00174_38805_5071.N1	02-AUG-2009 00:13:13	Straylight	52.500	84	Alp Phe	2.3970	4500.0	105	38805	No
3	GOM_NL__2PRFIN20090802_001835_000000402081_00174_38805_5072.N1	02-AUG-2009 00:18:35	Straylight	39.500	31	Alp Gru	1.7340	15200.	79	38805	No
4	GOM_NL__2PRFIN20090802_002140_000000462081_00174_38805_5073.N1	02-AUG-2009 00:21:40	Straylight	45.500	172	Gam Gru	3.0030	13100.	91	38805	No
5	GOM_NL__2PRFIN20090802_002916_000000742081_00174_38805_5074.N1	02-AUG-2009 00:29:16	Bright	74.000	142	49Del Cap	2.8500	8900.0	148	38805	No
6	GOM_NL__2PRFIN20090802_003326_000000502081_00174_38805_5075.N1	02-AUG-2009 00:33:26	Bright	50.000	154	22Bet Aqr	2.8990	5700.0	100	38805	No
7	GOM_NL__2PRFIN20090802_004557_000000422081_00174_38805_5076.N1	02-AUG-2009 00:45:57	Bright	42.000	92	53Eps Cyg	2.5000	4500.0	84	38805	No
8	GOM_NL__2PRFIN20090802_004905_000000602081_00174_38805_5077.N1	02-AUG-2009 00:49:05	Bright	60.000	19	50Alp Cyg	1.2460	10500.	120	38805	No
9	GOM_NL__2PRFIN20090802_005430_000000392081_00174_38805_5078.N1	02-AUG-2009 00:54:30	Bright	38.500	89	5Alp Cep	2.4510	8000.0	77	38805	No
10	GOM_NL__2PRFIN20090802_010053_000000532081_00174_38805_5079.N1	02-AUG-2009 01:00:53	Bright	52.500	74	11Bet Cas	2.2680	6600.0	105	38805	No
11	GOM_NL__2PRFIN20090802_010252_000000492081_00174_38805_5080.N1	02-AUG-2009 01:02:52	Bright	49.000	76	27Gam Cas	2.3000	30000.	98	38805	No
12	GOM_NL__2PRFIN20090802_010919_000000472081_00174_38805_5081.N1	02-AUG-2009 01:09:19	Bright	47.000	160	23Gam Per	2.9300	4700.0	94	38805	No
13	GOM_NL__2PRFIN20090802_011100_000000482081_00174_38805_5082.N1	02-AUG-2009 01:11:00	Bright	48.000	35	33Alp Per	1.7950	6250.0	96	38805	No
14	GOM_NL__2PRFIN20090802_011500_000000532081_00174_38805_5083.N1	02-AUG-2009 01:15:00	Bright	52.500	149	45Eps Per	2.8880	30000.	105	38805	No
15	GOM_NL__2PRFIN20090802_011809_000000542081_00174_38805_5084.N1	02-AUG-2009 01:18:09	Twilight	54.000	150	44Zet Per	2.8900	28000.	108	38805	No
16	GOM_NL__2PRFIN20090802_012125_000000592081_00174_38805_5085.N1	02-AUG-2009 01:21:25	Dark	58.500	146	25Eta Tau	2.8730	15200.	117	38805	No
17	GOM_NL__2PRFIN20090802_012300_000000642081_00174_38805_5086.N1	02-AUG-2009 01:23:00	Dark	63.500	13	87Alp Tau	0.86700	3800.0	127	38805	No
18	GOM_NL__2PRFIN20090802_013407_000000552081_00174_38805_5087.N1	02-AUG-2009 01:34:07	Dark	54.500	165	34Gam Eri	2.9500	3200.0	109	38805	No
19	GOM_NL__2PRFIN20090802_014332_000000452081_00174_38805_5088.N1	02-AUG-2009 01:43:32	Dark	45.000	157	The1Eri	2.9060	9300.0	90	38805	No
20	GOM_NL__2PRFIN20090802_015350_000000652081_00175_38806_5087.N1	02-AUG-2009 01:53:50	Straylight	65.000	84	Alp Phe	2.3970	4500.0	130	38806	No
21	GOM_NL__2PRFIN20090802_015759_000000522081_00175_38806_5088.N1	02-AUG-2009 01:57:59	Straylight	52.000	63	Bet Gru	2.1500	2800.0	104	38806	No
22	GOM_NL__2PRFIN20090802_020245_000000272081_00175_38806_5089.N1	02-AUG-2009 02:02:45	Twilight	27.000	18	24Alp PsA	1.1660	9700.0	54	38806	No
23	GOM_NL__2PRFIN20090802_020952_000000512081_00175_38806_5090.N1	02-AUG-2009 02:09:52	Bright	50.500	142	49Del Cap	2.8500	8900.0	101	38806	No
24	GOM_NL__2PRFIN20090802_021402_000000532081_00175_38806_5091.N1	02-AUG-2009 02:14:02	Bright	52.500	154	22Bet Aqr	2.8990	5700.0	105	38806	No
25	GOM_NL__2PRFIN20090802_022633_000000452081_00175_38806_5092.N1	02-AUG-2009 02:26:33	Bright	44.500	92	53Eps Cyg	2.5000	4500.0	89	38806	No
26	GOM_NL__2PRFIN20090802_022940_000000392081_00175_38806_5093.N1	02-AUG-2009 02:29:40	Bright	39.000	19	50Alp Cyg	1.2460	10500.	78	38806	No
27	GOM_NL__2PRFIN20090802_023506_000000402081_00175_38806_5094.N1	02-AUG-2009 02:35:06	Bright	39.500	89	5Alp Cep	2.4510	8000.0	79	38806	No
28	GOM_NL__2PRFIN20090802_024128_000000492081_00175_38806_5095.N1	02-AUG-2009 02:41:28	Bright	49.000	74	11Bet Cas	2.2680	6600.0	98	38806	No
29	GOM_NL__2PRFIN20090802_024327_000000482081_00175_38806_5096.N1	02-AUG-2009 02:43:27	Bright	48.000	76	27Gam Cas	2.3000	30000.	96	38806	No
30	GOM_NL__2PRFIN20090802_024955_000000502081_00175_38806_5097.N1	02-AUG-2009 02:49:55	Bright	49.500	160	23Gam Per	2.9300	4700.0	99	38806	No
31	GOM_NL__2PRFIN20090802_025135_000000482081_00175_38806_5098.N1	02-AUG-2009 02:51:35	Bright	47.500	35	33Alp Per	1.7950	6250.0	95	38806	No
32	GOM_NL__2PRFIN20090802_025536_000000512081_00175_38806_5099.N1	02-AUG-2009 02:55:36	Bright	50.500	149	45Eps Per	2.8880	30000.	101	38806	No
33	GOM_NL__2PRFIN20090802_025845_000000542081_00175_38806_5100.N1	02-AUG-2009 02:58:45	Twilight	53.500	150	44Zet Per	2.8900	28000.	107	38806	No
34	GOM_NL__2PRFIN20090802_030201_000000522081_00175_38806_5101.N1	02-AUG-2009 03:02:01	Dark	52.000	146	25Eta Tau	2.8730	15200.	104	38806	No
35	GOM_NL__2PRFIN20090802_030337_000000522081_00175_38806_5102.N1	02-AUG-2009 03:03:37	Dark	51.500	13	87Alp Tau	0.86700	3800.0	103	38806	No
36	GOM_NL__2PRFIN20090802_031443_000000572081_00175_38806_5103.N1	02-AUG-2009 03:14:43	Dark	57.000	165	34Gam Eri	2.9500	3200.0	114	38806	No
37	GOM_NL__2PRFIN20090802_032409_000000452081_00175_38806_5104.N1	02-AUG-2009 03:24:09	Dark	45.000	157	The1Eri	2.9060	9300.0	90	38806	No
38	GOM_NL__2PRFIN20090802_033427_000000572081_00176_38807_5102.N1	02-AUG-2009 03:34:27	Straylight	56.500	84	Alp Phe	2.3970	4500.0	113	38807	No
39	GOM_NL__2PRFIN20090802_033836_000000502081_00176_38807_5103.N1	02-AUG-2009 03:38:36	Straylight	50.000	63	Bet Gru	2.1500	2800.0	100	38807	No
40	GOM_NL__2PRFIN20090802_034321_000000272081_00176_38807_5104.N1	02-AUG-2009 03:43:21	Twilight	27.000	18	24Alp PsA	1.1660	9700.0	54	38807	No
41	GOM_NL__2PRFIN20090802_035028_000000522081_00176_38807_5105.N1	02-AUG-2009 03:50:28	Bright	52.000	142	49Del Cap	2.8500	8900.0	104	38807	No
42	GOM_NL__2PRFIN20090802_035437_000000522081_00176_38807_5106.N1	02-AUG-2009 03:54:37	Bright	52.000	154	22Bet Aqr	2.8990	5700.0	104	38807	No

43	GOM_NL__2PRFIN20090802_040708_000000452081_00176_38807_5107.N1	02-AUG-2009 04:07:08	Bright	44.500	92	53Eps Cyg	2.5000	4500.0	89	38807	No
44	GOM_NL__2PRFIN20090802_041016_000000422081_00176_38807_5108.N1	02-AUG-2009 04:10:16	Bright	42.000	19	50Alp Cyg	1.2460	10500.	84	38807	No
45	GOM_NL__2PRFIN20090802_041541_000000402081_00176_38807_5109.N1	02-AUG-2009 04:15:41	Bright	40.000	89	5Alp Cep	2.4510	8000.0	80	38807	No
46	GOM_NL__2PRFIN20090802_042203_000000492081_00176_38807_5110.N1	02-AUG-2009 04:22:03	Bright	49.000	74	11Bet Cas	2.2680	6600.0	98	38807	No
47	GOM_NL__2PRFIN20090802_042402_000000502081_00176_38807_5111.N1	02-AUG-2009 04:24:02	Bright	50.000	76	27Gam Cas	2.3000	30000.	100	38807	No
48	GOM_NL__2PRFIN20090802_043030_000000702081_00176_38807_5112.N1	02-AUG-2009 04:30:30	Bright	70.000	160	23Gam Per	2.9300	4700.0	140	38807	No
49	GOM_NL__2PRFIN20090802_043211_000000512081_00176_38807_5113.N1	02-AUG-2009 04:32:11	Bright	50.500	35	33Alp Per	1.7950	6250.0	101	38807	No
50	GOM_NL__2PRFIN20090802_043612_000000472081_00176_38807_5114.N1	02-AUG-2009 04:36:12	Bright	46.500	149	45Eps Per	2.8880	30000.	93	38807	No
51	GOM_NL__2PRFIN20090802_043921_000000572081_00176_38807_5115.N1	02-AUG-2009 04:39:21	Twilight	56.500	150	44Zet Per	2.8900	28000.	113	38807	No
52	GOM_NL__2PRFIN20090802_044237_000000522081_00176_38807_5116.N1	02-AUG-2009 04:42:37	Dark	52.000	146	25Eta Tau	2.8730	15200.	104	38807	No
53	GOM_NL__2PRFIN20090802_044413_000000592081_00176_38807_5117.N1	02-AUG-2009 04:44:13	Dark	58.500	13	87Alp Tau	0.86700	3800.0	117	38807	No
54	GOM_NL__2PRFIN20090802_045520_000000542081_00176_38807_5118.N1	02-AUG-2009 04:55:20	Dark	54.000	165	34Gam Eri	2.9500	3200.0	108	38807	No
55	GOM_NL__2PRFIN20090802_050446_000000472081_00176_38807_5119.N1	02-AUG-2009 05:04:46	Dark	46.500	157	The1Eri	2.9060	9300.0	93	38807	No
56	GOM_NL__2PRFIN20090802_051504_000000582081_00177_38808_5116.N1	02-AUG-2009 05:15:04	Straylight	57.500	84	Alp Phe	2.3970	4500.0	115	38808	No
57	GOM_NL__2PRFIN20090802_051912_000000482081_00177_38808_5117.N1	02-AUG-2009 05:19:12	Straylight	47.500	63	Bet Gru	2.1500	2800.0	95	38808	No
58	GOM_NL__2PRFIN20090802_052358_000000302081_00177_38808_5118.N1	02-AUG-2009 05:23:58	Twilight	30.000	18	24Alp PsA	1.1660	9700.0	60	38808	No
59	GOM_NL__2PRFIN20090802_053105_000000542081_00177_38808_5119.N1	02-AUG-2009 05:31:05	Bright	53.500	142	49Del Cap	2.8500	8900.0	107	38808	No
60	GOM_NL__2PRFIN20090802_053513_000000522081_00177_38808_5120.N1	02-AUG-2009 05:35:13	Bright	51.500	154	22Bet Aqr	2.8990	5700.0	103	38808	No
61	GOM_NL__2PRFIN20090802_054744_000000442081_00177_38808_5121.N1	02-AUG-2009 05:47:44	Bright	44.000	92	53Eps Cyg	2.5000	4500.0	88	38808	No
62	GOM_NL__2PRFIN20090802_055051_000000422081_00177_38808_5122.N1	02-AUG-2009 05:50:51	Bright	41.500	19	50Alp Cyg	1.2460	10500.	83	38808	No
63	GOM_NL__2PRFIN20090802_055617_000000402081_00177_38808_5123.N1	02-AUG-2009 05:56:17	Bright	39.500	89	5Alp Cep	2.4510	8000.0	79	38808	No
64	GOM_NL__2PRFIN20090802_060238_000000522081_00177_38808_5124.N1	02-AUG-2009 06:02:38	Bright	52.000	74	11Bet Cas	2.2680	6600.0	104	38808	No
65	GOM_NL__2PRFIN20090802_060438_000000602081_00177_38808_5125.N1	02-AUG-2009 06:04:38	Bright	59.500	76	27Gam Cas	2.3000	30000.	119	38808	No
66	GOM_NL__2PRFIN20090802_061106_000000472081_00177_38808_5126.N1	02-AUG-2009 06:11:06	Bright	46.500	160	23Gam Per	2.9300	4700.0	93	38808	No
67	GOM_NL__2PRFIN20090802_061247_000000512081_00177_38808_5127.N1	02-AUG-2009 06:12:47	Bright	50.500	35	33Alp Per	1.7950	6250.0	101	38808	No
68	GOM_NL__2PRFIN20090802_061648_000000472081_00177_38808_5128.N1	02-AUG-2009 06:16:48	Bright	47.000	149	45Eps Per	2.8880	30000.	94	38808	No
69	GOM_NL__2PRFIN20090802_061957_000000562081_00177_38808_5129.N1	02-AUG-2009 06:19:57	Twilight	56.000	150	44Zet Per	2.8900	28000.	112	38808	No
70	GOM_NL__2PRFIN20090802_062314_000000452081_00177_38808_5130.N1	02-AUG-2009 06:23:14	Dark	45.000	146	25Eta Tau	2.8730	15200.	90	38808	No
71	GOM_NL__2PRFIN20090802_062449_000000652081_00177_38808_5131.N1	02-AUG-2009 06:24:49	Dark	65.000	13	87Alp Tau	0.86700	3800.0	130	38808	No
72	GOM_NL__2PRFIN20090802_063558_000000592081_00177_38808_5132.N1	02-AUG-2009 06:35:58	Dark	58.500	165	34Gam Eri	2.9500	3200.0	117	38808	No
73	GOM_NL__2PRFIN20090802_064523_000000452081_00177_38808_5133.N1	02-AUG-2009 06:45:23	Dark	44.500	157	The1Eri	2.9060	9300.0	89	38808	No
74	GOM_NL__2PRFIN20090802_065541_000000592081_00178_38809_5130.N1	02-AUG-2009 06:55:41	Straylight	59.000	84	Alp Phe	2.3970	4500.0	118	38809	No
75	GOM_NL__2PRFIN20090802_065949_000000602081_00178_38809_5131.N1	02-AUG-2009 06:59:49	Straylight	60.000	63	Bet Gru	2.1500	2800.0	120	38809	No
76	GOM_NL__2PRFIN20090802_070435_000000302081_00178_38809_5132.N1	02-AUG-2009 07:04:35	Twilight	30.000	18	24Alp PsA	1.1660	9700.0	60	38809	No
77	GOM_NL__2PRFIN20090802_071141_000000512081_00178_38809_5133.N1	02-AUG-2009 07:11:41	Bright	51.000	142	49Del Cap	2.8500	8900.0	102	38809	No
78	GOM_NL__2PRFIN20090802_071549_000000522081_00178_38809_5134.N1	02-AUG-2009 07:15:49	Bright	51.500	154	22Bet Aqr	2.8990	5700.0	103	38809	No
79	GOM_NL__2PRFIN20090802_072819_000000442081_00178_38809_5135.N1	02-AUG-2009 07:28:19	Bright	44.000	92	53Eps Cyg	2.5000	4500.0	88	38809	No
80	GOM_NL__2PRFIN20090802_073127_000000422081_00178_38809_5136.N1	02-AUG-2009 07:31:27	Bright	42.000	19	50Alp Cyg	1.2460	10500.	84	38809	No
81	GOM_NL__2PRFIN20090802_073652_000000412081_00178_38809_5137.N1	02-AUG-2009 07:36:52	Bright	40.500	89	5Alp Cep	2.4510	8000.0	81	38809	No
82	GOM_NL__2PRFIN20090802_074313_000000502081_00178_38809_5138.N1	02-AUG-2009 07:43:13	Bright	49.500	74	11Bet Cas	2.2680	6600.0	99	38809	No
83	GOM_NL__2PRFIN20090802_074513_000000722081_00178_38809_5139.N1	02-AUG-2009 07:45:13	Bright	72.000	76	27Gam Cas	2.3000	30000.	144	38809	No
84	GOM_NL__2PRFIN20090802_075141_000000472081_00178_38809_5140.N1	02-AUG-2009 07:51:41	Bright	47.000	160	23Gam Per	2.9300	4700.0	94	38809	No
85	GOM_NL__2PRFIN20090802_075322_000000452081_00178_38809_5141.N1	02-AUG-2009 07:53:22	Bright	44.500	35	33Alp Per	1.7950	6250.0	89	38809	No
86	GOM_NL__2PRFIN20090802_075724_000000512081_00178_38809_5142.N1	02-AUG-2009 07:57:24	Bright	51.000	149	45Eps Per	2.8880	30000.	102	38809	No
87	GOM_NL__2PRFIN20090802_080033_000000552081_00178_38809_5143.N1	02-AUG-2009 08:00:33	Twilight	54.500	150	44Zet Per	2.8900	28000.	109	38809	No
88	GOM_NL__2PRFIN20090802_080350_000000452081_00178_38809_5144.N1	02-AUG-2009 08:03:50	Dark	45.000	146	25Eta Tau	2.8730	15200.	90	38809	No
89	GOM_NL__2PRFIN20090802_080526_000000552081_00178_38809_5145.N1	02-AUG-2009 08:05:26	Dark	55.000	13	87Alp Tau	0.86700	3800.0	110	38809	No
90	GOM_NL__2PRFIN20090802_081634_000000592081_00178_38809_5146.N1	02-AUG-2009 08:16:34	Dark	59.000	165	34Gam Eri	2.9500	3200.0	118	38809	No
91	GOM_NL__2PRFIN20090802_082600_000000482081_00178_38809_5147.N1	02-AUG-2009 08:26:00	Dark	47.500	157	The1Eri	2.9060	9300.0	95	38809	No
92	GOM_NL__2PRFIN20090802_083618_000000552081_00179_38810_5164.N1	02-AUG-2009 08:36:18	Straylight	54.500	84	Alp Phe	2.3970	4500.0	109	38810	No
93	GOM_NL__2PRFIN20090802_084025_000000522081_00179_38810_5165.N1	02-AUG-2009 08:40:25	Straylight	52.000	63	Bet Gru	2.1500	2800.0	104	38810	No
94	GOM_NL__2PRFIN20090802_084511_000000332081_00179_38810_5166.N1	02-AUG-2009 08:45:11	Twilight	33.000	18	24Alp PsA	1.1660	9700.0	66	38810	No
95	GOM_NL__2PRFIN20090802_085217_000000512081_00179_38810_5167.N1	02-AUG-2009 08:52:17	Bright	51.000	142	49Del Cap	2.8500	8900.0	102	38810	No
96	GOM_NL__2PRFIN20090802_085625_000000512081_00179_38810_5168.N1	02-AUG-2009 08:56:25	Bright	51.000	154	22Bet Aqr	2.8990	5700.0	102	38810	No
97	GOM_NL__2PRFIN20090802_090855_000000442081_00179_38810_5169.N1	02-AUG-2009 09:08:55	Bright	43.500	92	53Eps Cyg	2.5000	4500.0	87	38810	No
98	GOM_NL__2PRFIN20090802_091202_000000432081_00179_38810_5170.N1	02-AUG-2009 09:12:02	Bright	42.500	19	50Alp Cyg	1.2460	10500.	85	38810	No
99	GOM_NL__2PRFIN20090802_091728_000000402081_00179_38810_5171.N1	02-AUG-2009 09:17:28	Bright	39.500	89	5Alp Cep	2.4510	8000.0	79	38810	No
100	GOM_NL__2PRFIN20090802_092348_000000492081_00179_38810_5172.N1	02-AUG-2009 09:23:48	Bright	49.000	74	11Bet Cas	2.2680	6600.0	98	38810	No
101	GOM_NL__2PRFIN20090802_092548_000000502081_00179_38810_5173.N1	02-AUG-2009 09:25:48	Bright	49.500	76	27Gam Cas	2.3000	30000.	99	38810	No

102	GOM_NL__2PRFIN20090802_093217_000000442081_00179_38810_5174.N1	02-AUG-2009 09:32:17	Bright	43.500	160	23Gam Per	2.9300	4700.0	87	38810	No
103	GOM_NL__2PRFIN20090802_093358_000000502081_00179_38810_5175.N1	02-AUG-2009 09:33:58	Bright	50.000	35	33Alp Per	1.7950	6250.0	100	38810	No
104	GOM_NL__2PRFIN20090802_093800_000000492081_00179_38810_5176.N1	02-AUG-2009 09:38:00	Bright	48.500	149	45Eps Per	2.8880	30000.	97	38810	No
105	GOM_NL__2PRFIN20090802_094109_000000562081_00179_38810_5177.N1	02-AUG-2009 09:41:09	Tw_i_and_stray	56.000	150	44Zet Per	2.8900	28000.	112	38810	No
106	GOM_NL__2PRFIN20090802_094426_000000372081_00179_38810_5178.N1	02-AUG-2009 09:44:26	Dark	37.000	146	25Eta Tau	2.8730	15200.	74	38810	No
107	GOM_NL__2PRFIN20090802_094602_000000612081_00179_38810_5179.N1	02-AUG-2009 09:46:02	Dark	61.000	13	87Alp Tau	0.86700	3800.0	122	38810	No
108	GOM_NL__2PRFIN20090802_095711_000000652081_00179_38810_5180.N1	02-AUG-2009 09:57:11	Dark	65.000	165	34Gam Eri	2.9500	3200.0	130	38810	No
109	GOM_NL__2PRFIN20090802_100636_000000472081_00179_38810_5181.N1	02-AUG-2009 10:06:36	Dark	47.000	157	The1Eri	2.9060	9300.0	94	38810	No
110	GOM_NL__2PRFIN20090802_101655_000000562081_00180_38811_5178.N1	02-AUG-2009 10:16:55	Straylight	56.000	84	Alp Phe	2.3970	4500.0	112	38811	No
111	GOM_NL__2PRFIN20090802_102102_000000502081_00180_38811_5179.N1	02-AUG-2009 10:21:02	Straylight	49.500	63	Bet Gru	2.1500	2800.0	99	38811	No
112	GOM_NL__2PRFIN20090802_102548_000000332081_00180_38811_5180.N1	02-AUG-2009 10:25:48	Tw_i_and_stray	33.000	18	24Alp PsA	1.1660	9700.0	66	38811	No
113	GOM_NL__2PRFIN20090802_103253_000000492081_00180_38811_5181.N1	02-AUG-2009 10:32:53	Bright	48.500	142	49Del Cap	2.8500	8900.0	97	38811	No
114	GOM_NL__2PRFIN20090802_103700_000000512081_00180_38811_5182.N1	02-AUG-2009 10:37:00	Bright	50.500	154	22Bet Aqr	2.8990	5700.0	101	38811	No
115	GOM_NL__2PRFIN20090802_104930_000000422081_00180_38811_5183.N1	02-AUG-2009 10:49:30	Bright	42.000	92	53Eps Cyg	2.5000	4500.0	84	38811	No
116	GOM_NL__2PRFIN20090802_105238_000000602081_00180_38811_5184.N1	02-AUG-2009 10:52:38	Bright	60.000	19	50Alp Cyg	1.2460	10500.	120	38811	No
117	GOM_NL__2PRFIN20090802_105803_000000402081_00180_38811_5185.N1	02-AUG-2009 10:58:03	Bright	40.000	89	5Alp Cep	2.4510	8000.0	80	38811	No
118	GOM_NL__2PRFIN20090802_110423_000000502081_00180_38811_5186.N1	02-AUG-2009 11:04:23	Bright	50.000	74	11Bet Cas	2.2680	6600.0	100	38811	No
119	GOM_NL__2PRFIN20090802_110623_000000482081_00180_38811_5187.N1	02-AUG-2009 11:06:23	Bright	48.000	76	27Gam Cas	2.3000	30000.	96	38811	No
120	GOM_NL__2PRFIN20090802_111253_000000452081_00180_38811_5188.N1	02-AUG-2009 11:12:53	Bright	45.000	160	23Gam Per	2.9300	4700.0	90	38811	No
121	GOM_NL__2PRFIN20090802_111434_000000532081_00180_38811_5189.N1	02-AUG-2009 11:14:34	Bright	52.500	35	33Alp Per	1.7950	6250.0	105	38811	No
122	GOM_NL__2PRFIN20090802_111835_000000482081_00180_38811_5190.N1	02-AUG-2009 11:18:35	Bright	48.000	149	45Eps Per	2.8880	30000.	96	38811	No
123	GOM_NL__2PRFIN20090802_112145_000000582081_00180_38811_5191.N1	02-AUG-2009 11:21:45	Tw_i_and_stray	57.500	150	44Zet Per	2.8900	28000.	115	38811	No
124	GOM_NL__2PRFIN20090802_112503_000000372081_00180_38811_5192.N1	02-AUG-2009 11:25:03	Dark	37.000	146	25Eta Tau	2.8730	15200.	74	38811	No
125	GOM_NL__2PRFIN20090802_112638_000000572081_00180_38811_5193.N1	02-AUG-2009 11:26:38	Dark	56.500	13	87Alp Tau	0.86700	3800.0	113	38811	No
126	GOM_NL__2PRFIN20090802_113749_000000572081_00180_38811_5194.N1	02-AUG-2009 11:37:49	Dark	56.500	165	34Gam Eri	2.9500	3200.0	113	38811	No
127	GOM_NL__2PRFIN20090802_114713_000000472081_00180_38811_5195.N1	02-AUG-2009 11:47:13	Dark	47.000	157	The1Eri	2.9060	9300.0	94	38811	No
128	GOM_NL__2PRFIN20090802_115732_000000562081_00181_38812_5192.N1	02-AUG-2009 11:57:32	Straylight	55.500	84	Alp Phe	2.3970	4500.0	111	38812	No
129	GOM_NL__2PRFIN20090802_120139_000000522081_00181_38812_5193.N1	02-AUG-2009 12:01:39	Straylight	51.500	63	Bet Gru	2.1500	2800.0	103	38812	No
130	GOM_NL__2PRFIN20090802_120624_000000362081_00181_38812_5194.N1	02-AUG-2009 12:06:24	Tw_i_and_stray	36.000	18	24Alp PsA	1.1660	9700.0	72	38812	No
131	GOM_NL__2PRFIN20090802_121329_000000482081_00181_38812_5195.N1	02-AUG-2009 12:13:29	Bright	48.000	142	49Del Cap	2.8500	8900.0	96	38812	No
132	GOM_NL__2PRFIN20090802_121736_000000522081_00181_38812_5196.N1	02-AUG-2009 12:17:36	Bright	51.500	154	22Bet Aqr	2.8990	5700.0	103	38812	No
133	GOM_NL__2PRFIN20090802_123005_000000442081_00181_38812_5197.N1	02-AUG-2009 12:30:05	Bright	43.500	92	53Eps Cyg	2.5000	4500.0	87	38812	No
134	GOM_NL__2PRFIN20090802_123313_000000602081_00181_38812_5198.N1	02-AUG-2009 12:33:13	Bright	60.000	19	50Alp Cyg	1.2460	10500.	120	38812	No
135	GOM_NL__2PRFIN20090802_123839_000000412081_00181_38812_5199.N1	02-AUG-2009 12:38:39	Bright	40.500	89	5Alp Cep	2.4510	8000.0	81	38812	No
136	GOM_NL__2PRFIN20090802_124459_000000522081_00181_38812_5200.N1	02-AUG-2009 12:44:59	Bright	51.500	74	11Bet Cas	2.2680	6600.0	103	38812	No
137	GOM_NL__2PRFIN20090802_124658_000000482081_00181_38812_5201.N1	02-AUG-2009 12:46:58	Bright	48.000	76	27Gam Cas	2.3000	30000.	96	38812	No
138	GOM_NL__2PRFIN20090802_125328_000000472081_00181_38812_5202.N1	02-AUG-2009 12:53:28	Bright	47.000	160	23Gam Per	2.9300	4700.0	94	38812	No
139	GOM_NL__2PRFIN20090802_125509_000000522081_00181_38812_5203.N1	02-AUG-2009 12:55:09	Bright	51.500	35	33Alp Per	1.7950	6250.0	103	38812	No
140	GOM_NL__2PRFIN20090802_125911_000000482081_00181_38812_5204.N1	02-AUG-2009 12:59:11	Bright	48.000	149	45Eps Per	2.8880	30000.	96	38812	No
141	GOM_NL__2PRFIN20090802_130221_000000562081_00181_38812_5205.N1	02-AUG-2009 13:02:21	Tw_i_and_stray	55.500	150	44Zet Per	2.8900	28000.	111	38812	No
142	GOM_NL__2PRFIN20090802_130539_000000292081_00181_38812_5206.N1	02-AUG-2009 13:05:39	Dark	29.000	146	25Eta Tau	2.8730	15200.	58	38812	No
143	GOM_NL__2PRFIN20090802_130715_000000632081_00181_38812_5207.N1	02-AUG-2009 13:07:15	Dark	62.500	13	87Alp Tau	0.86700	3800.0	125	38812	No
144	GOM_NL__2PRFIN20090802_131825_000000572081_00181_38812_5208.N1	02-AUG-2009 13:18:25	Dark	56.500	165	34Gam Eri	2.9500	3200.0	113	38812	No
145	GOM_NL__2PRFIN20090802_132750_000000462081_00181_38812_5209.N1	02-AUG-2009 13:27:50	Dark	46.000	157	The1Eri	2.9060	9300.0	92	38812	No
146	GOM_NL__2PRFIN20090802_133809_000000552081_00182_38813_5206.N1	02-AUG-2009 13:38:09	Straylight	54.500	84	Alp Phe	2.3970	4500.0	109	38813	No
147	GOM_NL__2PRFIN20090802_134215_000000582081_00182_38813_5207.N1	02-AUG-2009 13:42:15	Straylight	57.500	63	Bet Gru	2.1500	2800.0	115	38813	No
148	GOM_NL__2PRFIN20090802_134701_000000362081_00182_38813_5208.N1	02-AUG-2009 13:47:01	Tw_i_and_stray	35.500	18	24Alp PsA	1.1660	9700.0	71	38813	No
149	GOM_NL__2PRFIN20090802_135405_000000502081_00182_38813_5209.N1	02-AUG-2009 13:54:05	Bright	50.000	142	49Del Cap	2.8500	8900.0	100	38813	No
150	GOM_NL__2PRFIN20090802_135812_000000492081_00182_38813_5210.N1	02-AUG-2009 13:58:12	Bright	49.000	154	22Bet Aqr	2.8990	5700.0	98	38813	No
151	GOM_NL__2PRFIN20090802_141041_000000402081_00182_38813_5211.N1	02-AUG-2009 14:10:41	Bright	40.000	92	53Eps Cyg	2.5000	4500.0	80	38813	No
152	GOM_NL__2PRFIN20090802_141349_000000392081_00182_38813_5212.N1	02-AUG-2009 14:13:49	Bright	39.000	19	50Alp Cyg	1.2460	10500.	78	38813	No
153	GOM_NL__2PRFIN20090802_141914_000000402081_00182_38813_5213.N1	02-AUG-2009 14:19:14	Bright	40.000	89	5Alp Cep	2.4510	8000.0	80	38813	No
154	GOM_NL__2PRFIN20090802_142534_000000502081_00182_38813_5214.N1	02-AUG-2009 14:25:34	Bright	49.500	74	11Bet Cas	2.2680	6600.0	99	38813	No
155	GOM_NL__2PRFIN20090802_142734_000000722081_00182_38813_5215.N1	02-AUG-2009 14:27:34	Bright	72.000	76	27Gam Cas	2.3000	30000.	144	38813	No
156	GOM_NL__2PRFIN20090802_143404_000000702081_00182_38813_5216.N1	02-AUG-2009 14:34:04	Bright	70.000	160	23Gam Per	2.9300	4700.0	140	38813	No
157	GOM_NL__2PRFIN20090802_143545_000000462081_00182_38813_5217.N1	02-AUG-2009 14:35:45	Bright	45.500	35	33Alp Per	1.7950	6250.0	91	38813	No
158	GOM_NL__2PRFIN20090802_143947_000000482081_00182_38813_5218.N1	02-AUG-2009 14:39:47	Bright	47.500	149	45Eps Per	2.8880	30000.	95	38813	No
159	GOM_NL__2PRFIN20090802_144257_000000562081_00182_38813_5219.N1	02-AUG-2009 14:42:57	Tw_i_and_stray	55.500	150	44Zet Per	2.8900	28000.	111	38813	No
160	GOM_NL__2PRFIN20090802_144615_000000292081_00182_38813_5220.N1	02-AUG-2009 14:46:15	Dark	29.000	146	25Eta Tau	2.8730	15200.	58	38813	No

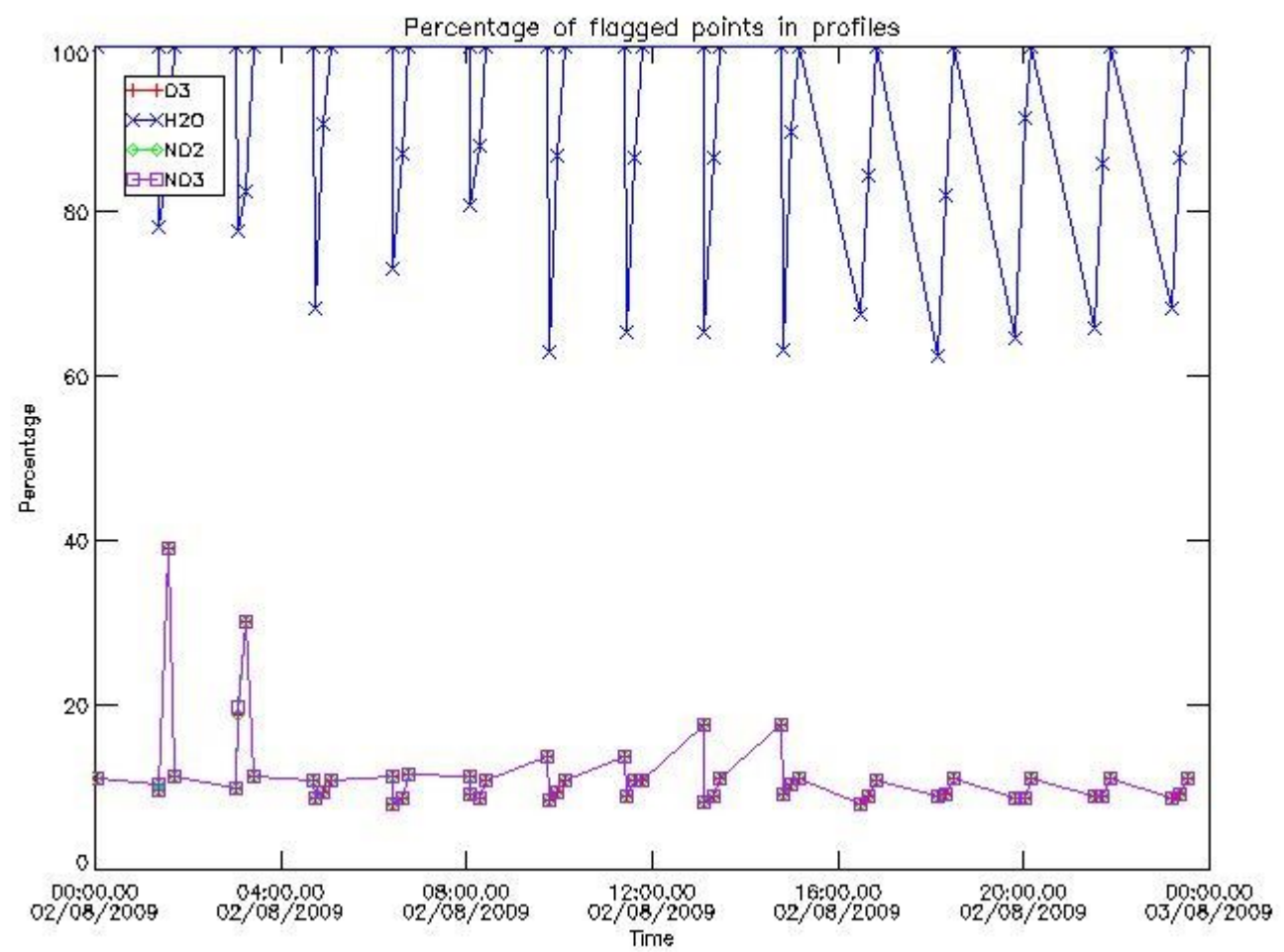
161	GOM_NL__2PRFIN20090802_144751_000000622081_00182_38813_5221.N1	02-AUG-2009 14:47:51	Dark	61.500	13	87Alp Tau	0.86700	3800.0	123	38813	No
162	GOM_NL__2PRFIN20090802_145902_000000592081_00182_38813_5222.N1	02-AUG-2009 14:59:02	Dark	58.500	165	34Gam Eri	2.9500	3200.0	117	38813	No
163	GOM_NL__2PRFIN20090802_150827_000000462081_00182_38813_5223.N1	02-AUG-2009 15:08:27	Dark	46.000	157	The1Eri	2.9060	9300.0	92	38813	No
164	GOM_NL__2PRFIN20090802_151846_000000552081_00183_38814_5221.N1	02-AUG-2009 15:18:46	Straylight	54.500	84	Alp Phe	2.3970	4500.0	109	38814	No
165	GOM_NL__2PRFIN20090802_152251_000000502081_00183_38814_5222.N1	02-AUG-2009 15:22:51	Straylight	49.500	63	Bet Gru	2.1500	2800.0	99	38814	No
166	GOM_NL__2PRFIN20090802_152738_000000402081_00183_38814_5223.N1	02-AUG-2009 15:27:38	Twilight_stray	39.500	18	24Alp PsA	1.1660	9700.0	79	38814	No
167	GOM_NL__2PRFIN20090802_153441_000000502081_00183_38814_5224.N1	02-AUG-2009 15:34:41	Bright	49.500	142	49Del Cap	2.8500	8900.0	99	38814	No
168	GOM_NL__2PRFIN20090802_153848_000000492081_00183_38814_5225.N1	02-AUG-2009 15:38:48	Bright	48.500	154	22Bet Aqr	2.8990	5700.0	97	38814	No
169	GOM_NL__2PRFIN20090802_155116_000000422081_00183_38814_5226.N1	02-AUG-2009 15:51:16	Bright	41.500	92	53Eps Cyg	2.5000	4500.0	83	38814	No
170	GOM_NL__2PRFIN20090802_155424_000000602081_00183_38814_5227.N1	02-AUG-2009 15:54:24	Bright	60.000	19	50Alp Cyg	1.2460	10500.	120	38814	No
171	GOM_NL__2PRFIN20090802_155950_000000402081_00183_38814_5228.N1	02-AUG-2009 15:59:50	Bright	40.000	89	5Alp Cep	2.4510	8000.0	80	38814	No
172	GOM_NL__2PRFIN20090802_160609_000000492081_00183_38814_5229.N1	02-AUG-2009 16:06:09	Bright	49.000	74	11Bet Cas	2.2680	6600.0	98	38814	No
173	GOM_NL__2PRFIN20090802_160809_000000502081_00183_38814_5230.N1	02-AUG-2009 16:08:09	Bright	50.000	76	27Gam Cas	2.3000	30000.	100	38814	No
174	GOM_NL__2PRFIN20090802_161439_000000482081_00183_38814_5231.N1	02-AUG-2009 16:14:39	Bright	47.500	160	23Gam Per	2.9300	4700.0	95	38814	No
175	GOM_NL__2PRFIN20090802_161621_000000512081_00183_38814_5232.N1	02-AUG-2009 16:16:21	Bright	51.000	35	33Alp Per	1.7950	6250.0	102	38814	No
176	GOM_NL__2PRFIN20090802_162023_000000492081_00183_38814_5233.N1	02-AUG-2009 16:20:23	Bright	49.000	149	45Eps Per	2.8880	30000.	98	38814	No
177	GOM_NL__2PRFIN20090802_162333_000000572081_00183_38814_5234.N1	02-AUG-2009 16:23:33	Twilight_stray	56.500	150	44Zet Per	2.8900	28000.	113	38814	No
178	GOM_NL__2PRFIN20090802_162827_000000652081_00183_38814_5235.N1	02-AUG-2009 16:28:27	Dark	65.000	13	87Alp Tau	0.86700	3800.0	130	38814	No
179	GOM_NL__2PRFIN20090802_163939_000000582081_00183_38814_5236.N1	02-AUG-2009 16:39:39	Dark	57.500	165	34Gam Eri	2.9500	3200.0	115	38814	No
180	GOM_NL__2PRFIN20090802_164904_000000472081_00184_38815_5237.N1	02-AUG-2009 16:49:04	Dark	47.000	157	The1Eri	2.9060	9300.0	94	38815	No
181	GOM_NL__2PRFIN20090802_165923_000000532081_00184_38815_5237.N1	02-AUG-2009 16:59:23	Straylight	53.000	84	Alp Phe	2.3970	4500.0	106	38815	No
182	GOM_NL__2PRFIN20090802_170328_000000512081_00184_38815_5238.N1	02-AUG-2009 17:03:28	Straylight	50.500	63	Bet Gru	2.1500	2800.0	101	38815	No
183	GOM_NL__2PRFIN20090802_170814_000000402081_00184_38815_5239.N1	02-AUG-2009 17:08:14	Twilight_stray	40.000	18	24Alp PsA	1.1660	9700.0	80	38815	No
184	GOM_NL__2PRFIN20090802_171517_000000522081_00184_38815_5240.N1	02-AUG-2009 17:15:17	Bright	51.500	142	49Del Cap	2.8500	8900.0	103	38815	No
185	GOM_NL__2PRFIN20090802_171923_000000732081_00184_38815_5241.N1	02-AUG-2009 17:19:23	Bright	73.000	154	22Bet Aqr	2.8990	5700.0	146	38815	No
186	GOM_NL__2PRFIN20090802_173152_000000432081_00184_38815_5242.N1	02-AUG-2009 17:31:52	Bright	42.500	92	53Eps Cyg	2.5000	4500.0	85	38815	No
187	GOM_NL__2PRFIN20090802_173500_000000602081_00184_38815_5243.N1	02-AUG-2009 17:35:00	Bright	60.000	19	50Alp Cyg	1.2460	10500.	120	38815	No
188	GOM_NL__2PRFIN20090802_174026_000000422081_00184_38815_5244.N1	02-AUG-2009 17:40:26	Bright	41.500	89	5Alp Cep	2.4510	8000.0	83	38815	No
189	GOM_NL__2PRFIN20090802_174644_000000512081_00184_38815_5245.N1	02-AUG-2009 17:46:44	Bright	50.500	74	11Bet Cas	2.2680	6600.0	101	38815	No
190	GOM_NL__2PRFIN20090802_174844_000000502081_00184_38815_5246.N1	02-AUG-2009 17:48:44	Bright	50.000	76	27Gam Cas	2.3000	30000.	100	38815	No
191	GOM_NL__2PRFIN20090802_175515_000000452081_00184_38815_5247.N1	02-AUG-2009 17:55:15	Bright	45.000	160	23Gam Per	2.9300	4700.0	90	38815	No
192	GOM_NL__2PRFIN20090802_175656_000000522081_00184_38815_5248.N1	02-AUG-2009 17:56:56	Bright	51.500	35	33Alp Per	1.7950	6250.0	103	38815	No
193	GOM_NL__2PRFIN20090802_180059_000000502081_00184_38815_5249.N1	02-AUG-2009 18:00:59	Bright	49.500	149	45Eps Per	2.8880	30000.	99	38815	No
194	GOM_NL__2PRFIN20090802_180410_000000572081_00184_38815_5250.N1	02-AUG-2009 18:04:10	Twilight_stray	56.500	150	44Zet Per	2.8900	28000.	113	38815	No
195	GOM_NL__2PRFIN20090802_180904_000000582081_00184_38815_5251.N1	02-AUG-2009 18:09:04	Dark	57.500	13	87Alp Tau	0.86700	3800.0	115	38815	No
196	GOM_NL__2PRFIN20090802_182016_000000562081_00184_38815_5252.N1	02-AUG-2009 18:20:16	Dark	55.500	165	34Gam Eri	2.9500	3200.0	111	38815	No
197	GOM_NL__2PRFIN20090802_182941_000000462081_00185_38816_5252.N1	02-AUG-2009 18:29:41	Dark	46.000	157	The1Eri	2.9060	9300.0	92	38816	No
198	GOM_NL__2PRFIN20090802_184000_000000542081_00185_38816_5253.N1	02-AUG-2009 18:40:00	Straylight	54.000	84	Alp Phe	2.3970	4500.0	108	38816	No
199	GOM_NL__2PRFIN20090802_184405_000000562081_00185_38816_5254.N1	02-AUG-2009 18:44:05	Straylight	56.000	63	Bet Gru	2.1500	2800.0	112	38816	No
200	GOM_NL__2PRFIN20090802_184851_000000432081_00185_38816_5255.N1	02-AUG-2009 18:48:51	Twilight_stray	43.000	18	24Alp PsA	1.1660	9700.0	86	38816	No
201	GOM_NL__2PRFIN20090802_185553_000000512081_00185_38816_5256.N1	02-AUG-2009 18:55:53	Bright	51.000	142	49Del Cap	2.8500	8900.0	102	38816	No
202	GOM_NL__2PRFIN20090802_185959_000000522081_00185_38816_5257.N1	02-AUG-2009 18:59:59	Bright	51.500	154	22Bet Aqr	2.8990	5700.0	103	38816	No
203	GOM_NL__2PRFIN20090802_191227_000000632081_00185_38816_5258.N1	02-AUG-2009 19:12:27	Bright	63.000	92	53Eps Cyg	2.5000	4500.0	126	38816	No
204	GOM_NL__2PRFIN20090802_191535_000000422081_00185_38816_5259.N1	02-AUG-2009 19:15:35	Bright	41.500	19	50Alp Cyg	1.2460	10500.	83	38816	No
205	GOM_NL__2PRFIN20090802_192101_000000412081_00185_38816_5260.N1	02-AUG-2009 19:21:01	Bright	40.500	89	5Alp Cep	2.4510	8000.0	81	38816	No
206	GOM_NL__2PRFIN20090802_192719_000000502081_00185_38816_5261.N1	02-AUG-2009 19:27:19	Bright	49.500	74	11Bet Cas	2.2680	6600.0	99	38816	No
207	GOM_NL__2PRFIN20090802_192920_000000482081_00185_38816_5262.N1	02-AUG-2009 19:29:20	Bright	48.000	76	27Gam Cas	2.3000	30000.	96	38816	No
208	GOM_NL__2PRFIN20090802_193550_000000492081_00185_38816_5263.N1	02-AUG-2009 19:35:50	Bright	48.500	160	23Gam Per	2.9300	4700.0	97	38816	No
209	GOM_NL__2PRFIN20090802_193732_000000512081_00185_38816_5264.N1	02-AUG-2009 19:37:32	Bright	51.000	35	33Alp Per	1.7950	6250.0	102	38816	No
210	GOM_NL__2PRFIN20090802_194135_000000502081_00185_38816_5265.N1	02-AUG-2009 19:41:35	Bright	50.000	149	45Eps Per	2.8880	30000.	100	38816	No
211	GOM_NL__2PRFIN20090802_194446_000000562081_00185_38816_5266.N1	02-AUG-2009 19:44:46	Twilight_stray	56.000	150	44Zet Per	2.8900	28000.	112	38816	No
212	GOM_NL__2PRFIN20090802_194940_000000592081_00185_38816_5267.N1	02-AUG-2009 19:49:40	Dark	58.500	13	87Alp Tau	0.86700	3800.0	117	38816	No
213	GOM_NL__2PRFIN20090802_200053_000000592081_00185_38816_5268.N1	02-AUG-2009 20:00:53	Dark	58.500	165	34Gam Eri	2.9500	3200.0	117	38816	No
214	GOM_NL__2PRFIN20090802_201018_000000462081_00186_38817_5268.N1	02-AUG-2009 20:10:18	Dark	46.000	157	The1Eri	2.9060	9300.0	92	38817	No
215	GOM_NL__2PRFIN20090802_202037_000000552081_00186_38817_5269.N1	02-AUG-2009 20:20:37	Straylight	55.000	84	Alp Phe	2.3970	4500.0	110	38817	No
216	GOM_NL__2PRFIN20090802_202441_000000612081_00186_38817_5270.N1	02-AUG-2009 20:24:41	Straylight	61.000	63	Bet Gru	2.1500	2800.0	122	38817	No
217	GOM_NL__2PRFIN20090802_202927_000000432081_00186_38817_5271.N1	02-AUG-2009 20:29:27	Twilight_stray	43.000	18	24Alp PsA	1.1660	9700.0	86	38817	No
218	GOM_NL__2PRFIN20090802_203629_000000502081_00186_38817_5272.N1	02-AUG-2009 20:36:29	Bright	49.500	142	49Del Cap	2.8500	8900.0	99	38817	No
219	GOM_NL__2PRFIN20090802_204035_000000512081_00186_38817_5273.N1	02-AUG-2009 20:40:35	Bright	51.000	154	22Bet Aqr	2.8990	5700.0	102	38817	No

220	GOM_NL__2PRFIN20090802_205303_000000442081_00186_38817_5274.N1	02-AUG-2009 20:53:03	Bright	44.000	92	53Eps Cyg	2.5000	4500.0	88	38817	No
221	GOM_NL__2PRFIN20090802_205611_000000412081_00186_38817_5275.N1	02-AUG-2009 20:56:11	Bright	41.000	19	50Alp Cyg	1.2460	10500.	82	38817	No
222	GOM_NL__2PRFIN20090802_210136_000000422081_00186_38817_5276.N1	02-AUG-2009 21:01:36	Bright	41.500	89	5Alp Cep	2.4510	8000.0	83	38817	No
223	GOM_NL__2PRFIN20090802_210754_000000482081_00186_38817_5277.N1	02-AUG-2009 21:07:54	Bright	48.000	74	11Bet Cas	2.2680	6600.0	96	38817	No
224	GOM_NL__2PRFIN20090802_210955_000000482081_00186_38817_5278.N1	02-AUG-2009 21:09:55	Bright	48.000	76	27Gam Cas	2.3000	30000.	96	38817	No
225	GOM_NL__2PRFIN20090802_211626_000000492081_00186_38817_5279.N1	02-AUG-2009 21:16:26	Bright	49.000	160	23Gam Per	2.9300	4700.0	98	38817	No
226	GOM_NL__2PRFIN20090802_211808_000000502081_00186_38817_5280.N1	02-AUG-2009 21:18:08	Bright	50.000	35	33Alp Per	1.7950	6250.0	100	38817	No
227	GOM_NL__2PRFIN20090802_212211_000000472081_00186_38817_5281.N1	02-AUG-2009 21:22:11	Bright	46.500	149	45Eps Per	2.8880	30000.	93	38817	No
228	GOM_NL__2PRFIN20090802_212521_000000572081_00186_38817_5282.N1	02-AUG-2009 21:25:21	Twilight	56.500	150	44Zet Per	2.8900	28000.	113	38817	No
229	GOM_NL__2PRFIN20090802_213016_000000582081_00186_38817_5283.N1	02-AUG-2009 21:30:16	Dark	57.500	13	87Alp Tau	0.86700	3800.0	115	38817	No
230	GOM_NL__2PRFIN20090802_214130_000000572081_00186_38817_5284.N1	02-AUG-2009 21:41:30	Dark	56.500	165	34Gam Eri	2.9500	3200.0	113	38817	No
231	GOM_NL__2PRFIN20090802_215055_000000462081_00187_38818_5280.N1	02-AUG-2009 21:50:55	Dark	46.000	157	The1Eri	2.9060	9300.0	92	38818	No
232	GOM_NL__2PRFIN20090802_220114_000000672081_00187_38818_5281.N1	02-AUG-2009 22:01:14	Straylight	66.500	84	Alp Phe	2.3970	4500.0	133	38818	No
233	GOM_NL__2PRFIN20090802_220518_000000612081_00187_38818_5282.N1	02-AUG-2009 22:05:18	Straylight	60.500	63	Bet Gru	2.1500	2800.0	121	38818	No
234	GOM_NL__2PRFIN20090802_221004_000000462081_00187_38818_5283.N1	02-AUG-2009 22:10:04	Twilight	46.000	18	24Alp PsA	1.1660	9700.0	92	38818	No
235	GOM_NL__2PRFIN20090802_221705_000000512081_00187_38818_5284.N1	02-AUG-2009 22:17:05	Bright	50.500	142	49Del Cap	2.8500	8900.0	101	38818	No
236	GOM_NL__2PRFIN20090802_222110_000000522081_00187_38818_5285.N1	02-AUG-2009 22:21:10	Bright	51.500	154	22Bet Aqr	2.8990	5700.0	103	38818	No
237	GOM_NL__2PRFIN20090802_223338_000000422081_00187_38818_5286.N1	02-AUG-2009 22:33:38	Bright	41.500	92	53Eps Cyg	2.5000	4500.0	83	38818	No
238	GOM_NL__2PRFIN20090802_223646_000000392081_00187_38818_5287.N1	02-AUG-2009 22:36:46	Bright	38.500	19	50Alp Cyg	1.2460	10500.	77	38818	No
239	GOM_NL__2PRFIN20090802_224212_000000412081_00187_38818_5288.N1	02-AUG-2009 22:42:12	Bright	40.500	89	5Alp Cep	2.4510	8000.0	81	38818	No
240	GOM_NL__2PRFIN20090802_224829_000000492081_00187_38818_5289.N1	02-AUG-2009 22:48:29	Bright	48.500	74	11Bet Cas	2.2680	6600.0	97	38818	No
241	GOM_NL__2PRFIN20090802_225030_000000522081_00187_38818_5290.N1	02-AUG-2009 22:50:30	Bright	52.000	76	27Gam Cas	2.3000	30000.	104	38818	No
242	GOM_NL__2PRFIN20090802_225701_000000702081_00187_38818_5291.N1	02-AUG-2009 22:57:01	Bright	70.000	160	23Gam Per	2.9300	4700.0	140	38818	No
243	GOM_NL__2PRFIN20090802_225843_000000702081_00187_38818_5292.N1	02-AUG-2009 22:58:43	Bright	70.000	35	33Alp Per	1.7950	6250.0	140	38818	No
244	GOM_NL__2PRFIN20090802_230247_000000472081_00187_38818_5293.N1	02-AUG-2009 23:02:47	Bright	46.500	149	45Eps Per	2.8880	30000.	93	38818	No
245	GOM_NL__2PRFIN20090802_230557_000000562081_00187_38818_5294.N1	02-AUG-2009 23:05:57	Twilight	56.000	150	44Zet Per	2.8900	28000.	112	38818	No
246	GOM_NL__2PRFIN20090802_231053_000000592081_00187_38818_5295.N1	02-AUG-2009 23:10:53	Dark	58.500	13	87Alp Tau	0.86700	3800.0	117	38818	No
247	GOM_NL__2PRFIN20090802_232207_000000562081_00187_38818_5296.N1	02-AUG-2009 23:22:07	Dark	56.000	165	34Gam Eri	2.9500	3200.0	112	38818	No
248	GOM_NL__2PRFIN20090802_233132_000000462081_00188_38819_5288.N1	02-AUG-2009 23:31:32	Dark	45.500	157	The1Eri	2.9060	9300.0	91	38819	No
249	GOM_NL__2PRFIN20090802_234151_000000562081_00188_38819_5289.N1	02-AUG-2009 23:41:51	Straylight	55.500	84	Alp Phe	2.3970	4500.0	111	38819	No
250	GOM_NL__2PRFIN20090802_234554_000000622081_00188_38819_5290.N1	02-AUG-2009 23:45:54	Straylight	61.500	63	Bet Gru	2.1500	2800.0	123	38819	No
251	GOM_NL__2PRFIN20090802_235040_000000462081_00188_38819_5291.N1	02-AUG-2009 23:50:40	Twilight	46.000	18	24Alp PsA	1.1660	9700.0	92	38819	No
252	GOM_NL__2PRFIN20090802_235741_000000512081_00188_38819_5292.N1	02-AUG-2009 23:57:41	Bright	51.000	142	49Del Cap	2.8500	8900.0	102	38819	No

3. Quality information per product

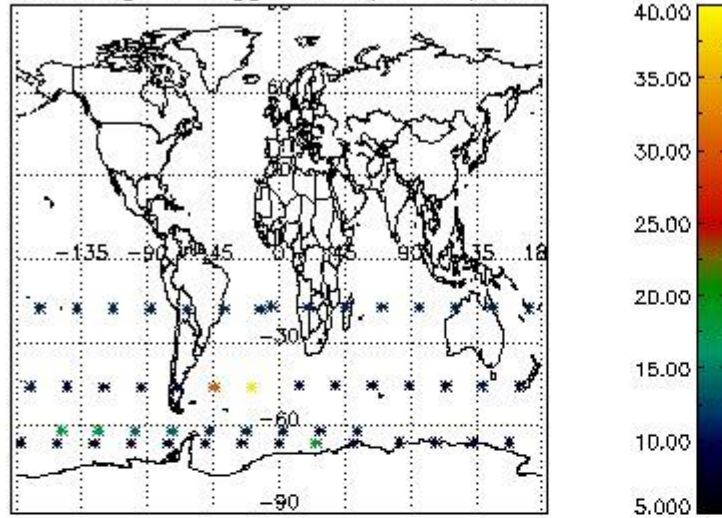
In this section it is plotted some information contained in the Quality Summary data set of the level 2 products. Only products in dark limb conditions and without errors (error flag in the MPH set to "0") are used.

3.1 Plot quality information per product (time dependant)

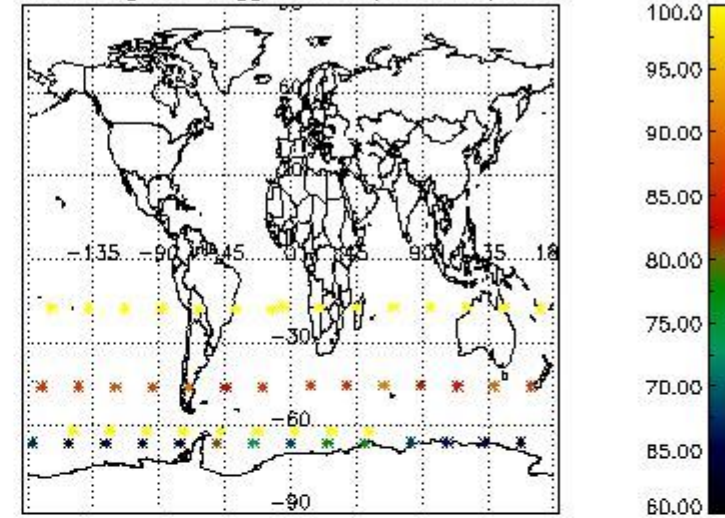


3.2 Plot quality information per product (world map)

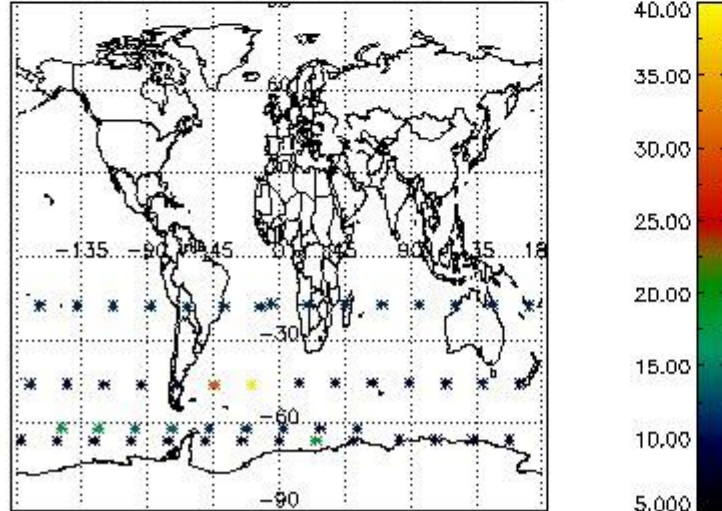
Percentage of flagged data per O3 profile



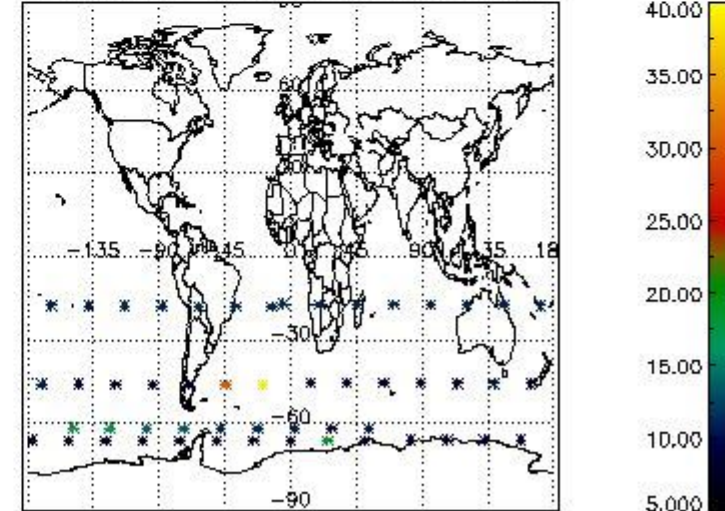
Percentage of flagged data per H2O profile



Percentage of flagged data per NO2 profile



Percentage of flagged data per NO3 profile

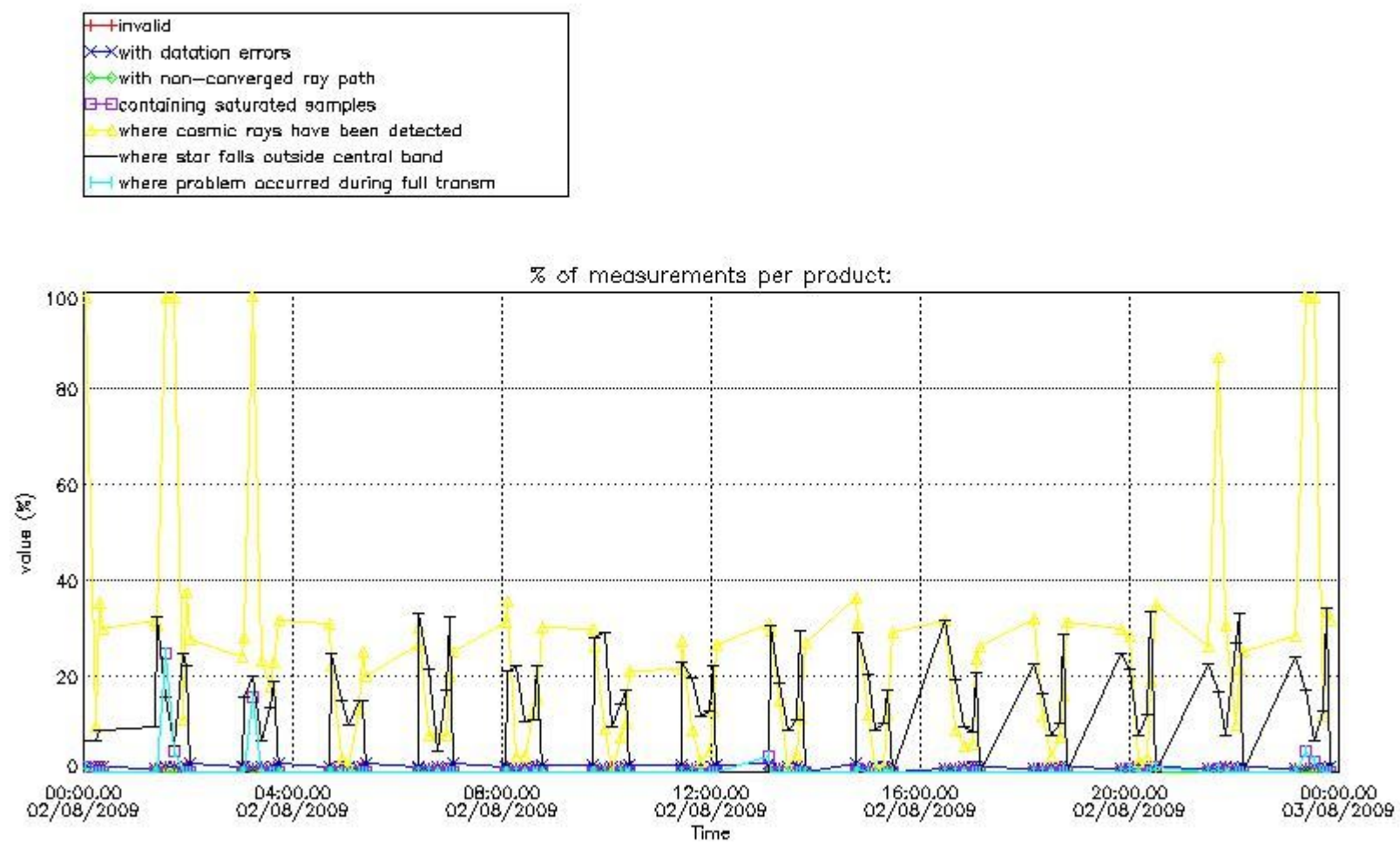


4. Level 1 quality information per product

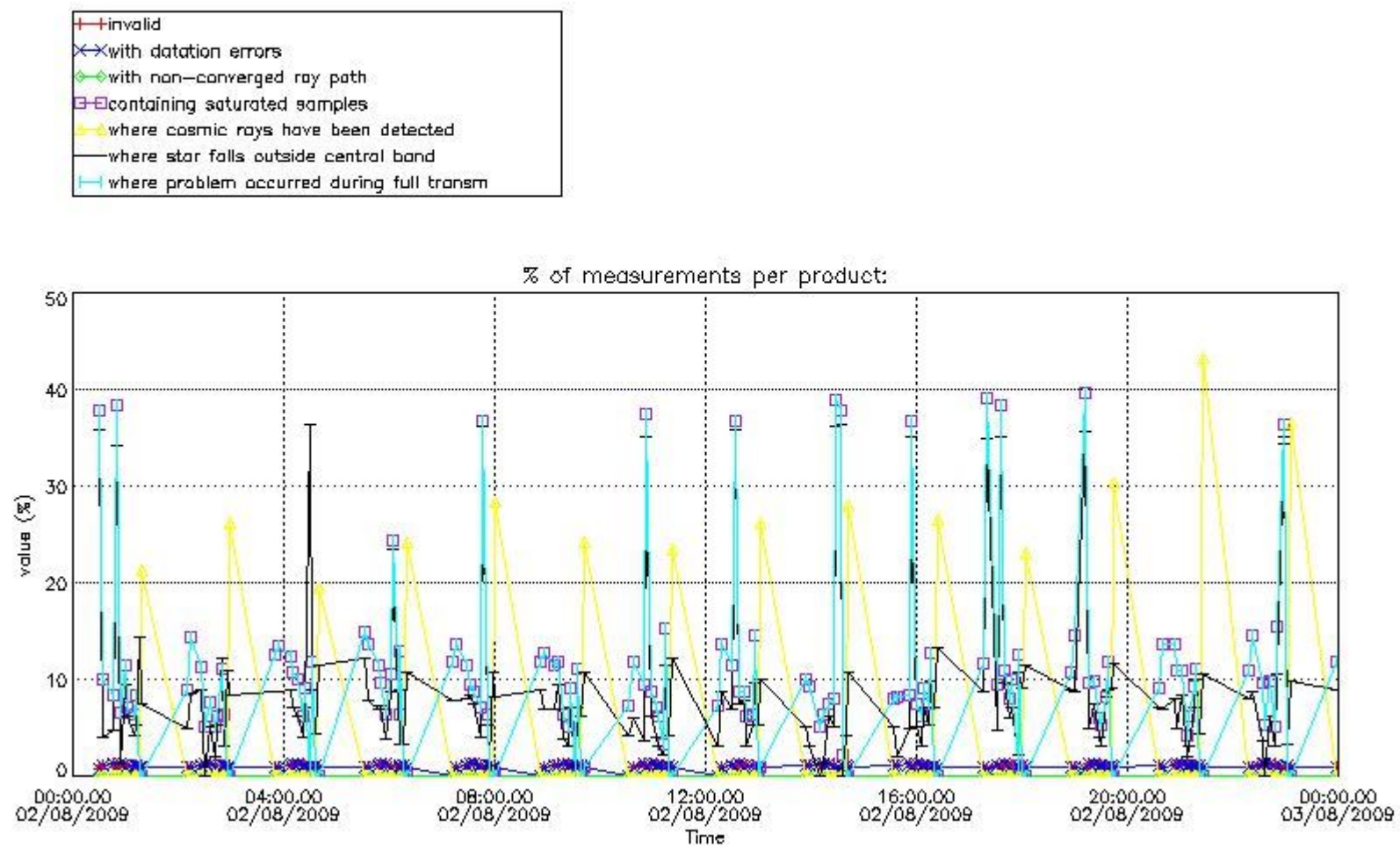
In this section it is plotted some information contained in the Quality Summary data set of the level 2 products that comes from the level 1b processing. Products without errors (error flag in the MPH set to "0") are used.

4.1 Plot quality information per product (time dependant) coming from level 1b processing

4.1.1 Plot level 1 quality information per product (time dependant): ENVISAT ASCENDING passes



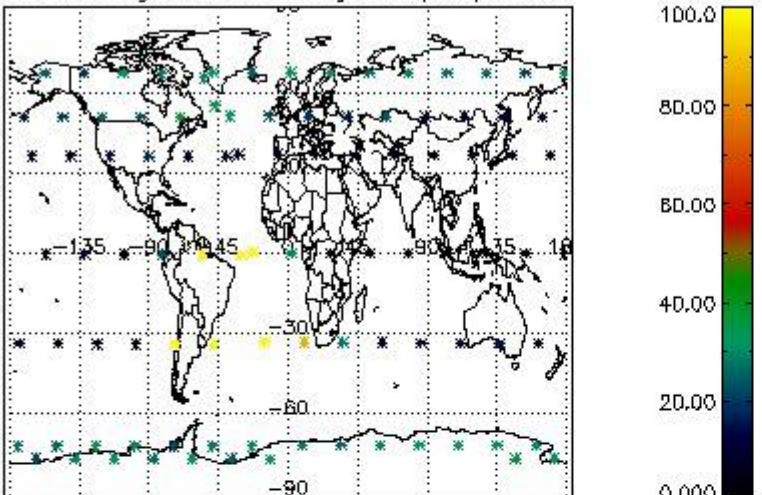
4.1.2 Plot level 1 quality information per product (time dependant): ENVI SAT DESCENDING passes



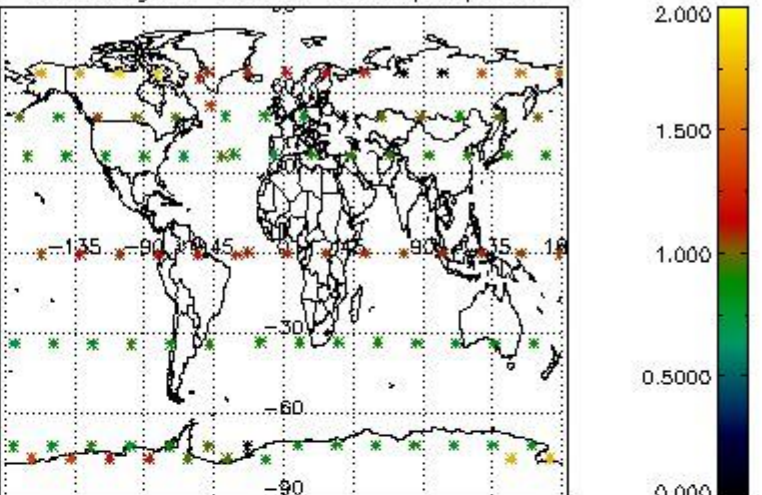
4.2 Plot quality information per product coming from level 1b processing (world map)

4.2.1 Plot level 1 quality information per product (world map): ENVISAT ASCENDING passes

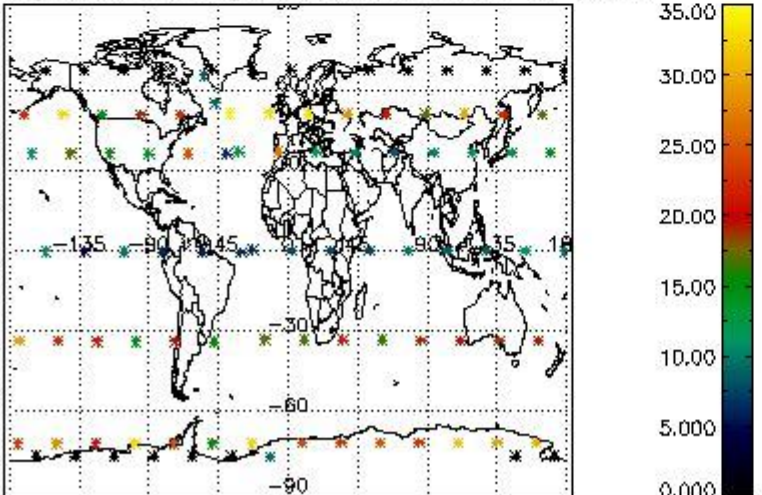
Percentage of cosmic ray hits per profile



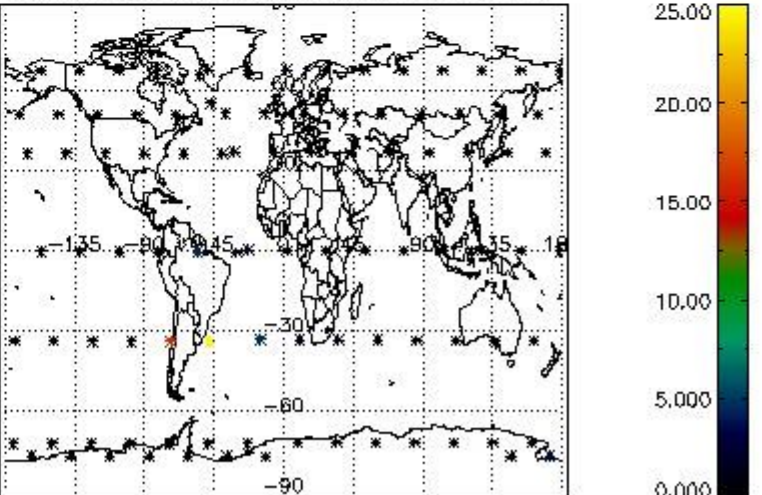
Percentage of datation errors per profile



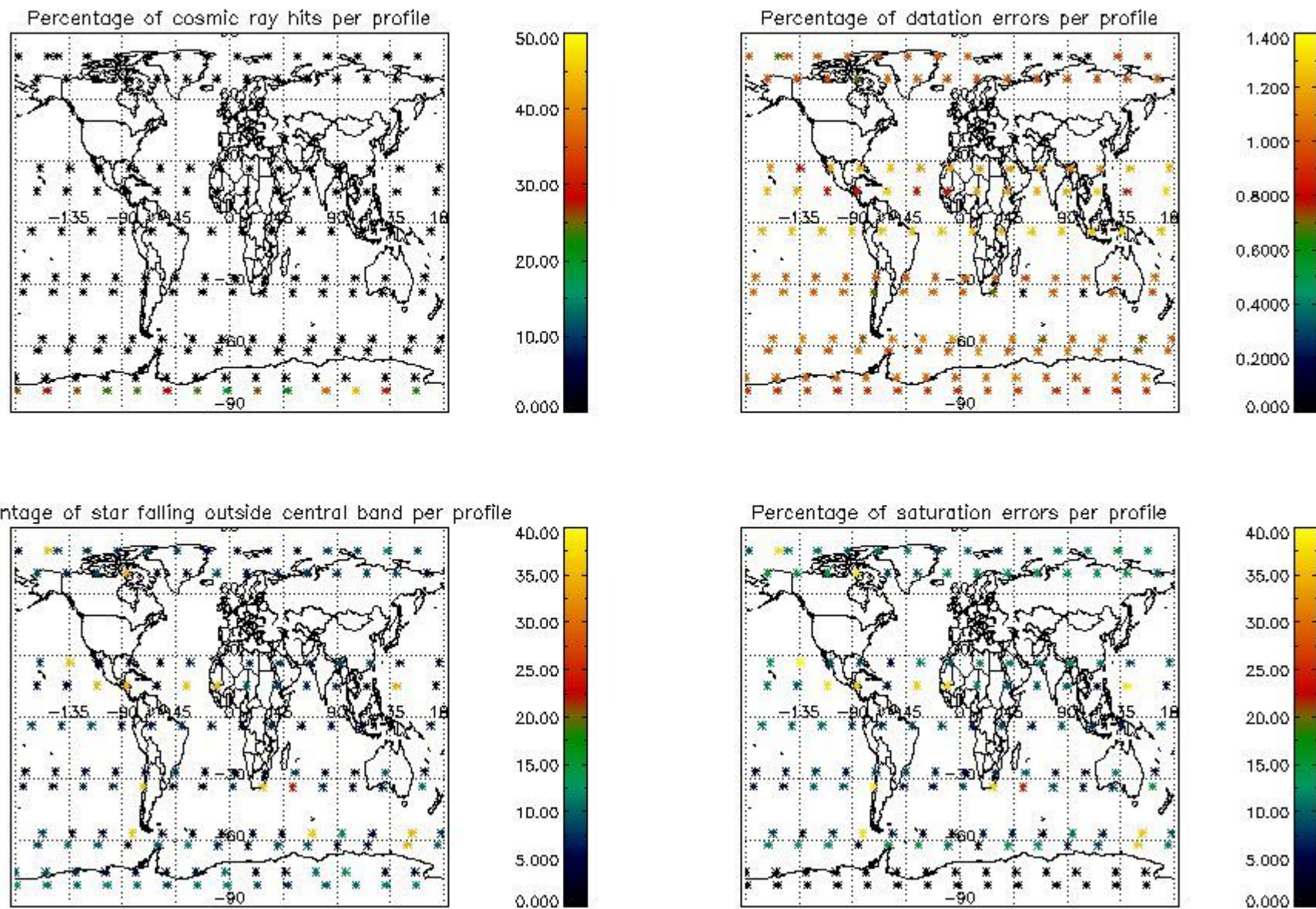
Percentage of star falling outside central band per profile



Percentage of saturation errors per profile



4.2.2 Plot level 1 quality information per product (world map): ENVISAT DESCENDING passes



5. Trace gas profiles

5.1 Ozone statistics based on quality of products

The final quality of the products can be "measured" using the STD (Standard Deviation) attached to every point profile. This information is written to the parameter GOM_NL__2P/NL_LOCAL_SPECIES_DENSITY/o3_std of the level 2 products. The table below shows the statistics for given STD ranges.

The statistics are given with respect to the overall valid production:

- Products without fatal errors: GOM_NL__2P/MPH/PRODUCT_ERR=0
- Valid point profile: GOM_NL__2P/NL_LOCAL_SPECIES_DENSITY/pcd(0)=0

The 'Criteria' is applied to valid points of dark limb products:

- Products in dark limb illumination condition: GOM_NL__2P/NL_SUMMARY_QUALITY/obs_ill_cond=0
- Products without fatal errors: GOM_NL__2P/MPH/PRODUCT_ERR=0
- Valid point profile: GOM_NL__2P/NL_LOCAL_SPECIES_DENSITY/pcd(0)=0

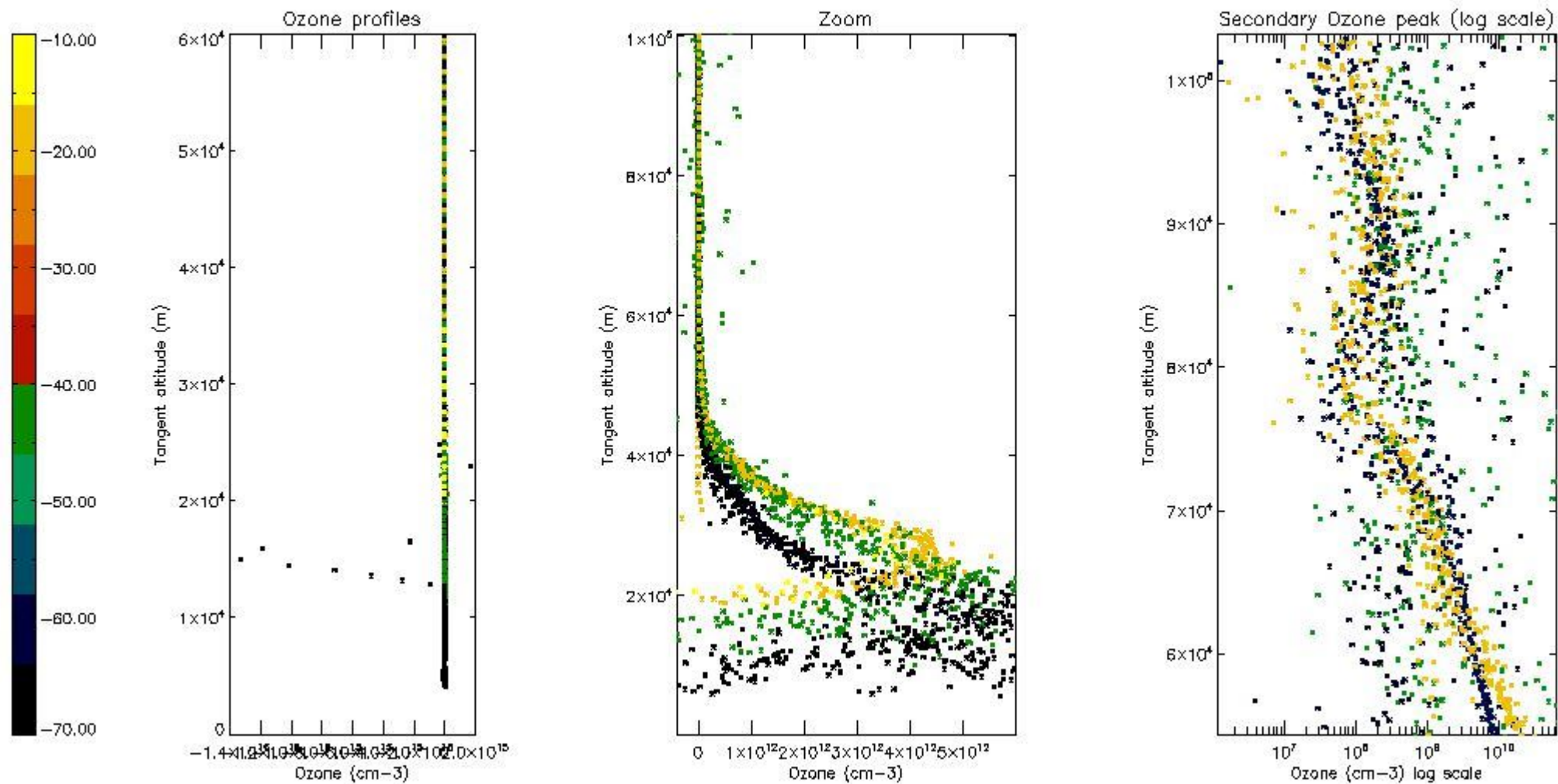
So, the table below shows the percentage of dark limb and valid observations for each criteria with respect to the overall valid daily observations.

Criteria	% of total production
All STD	22
STD < 20	7

STD < 10	3
STD < 5	1

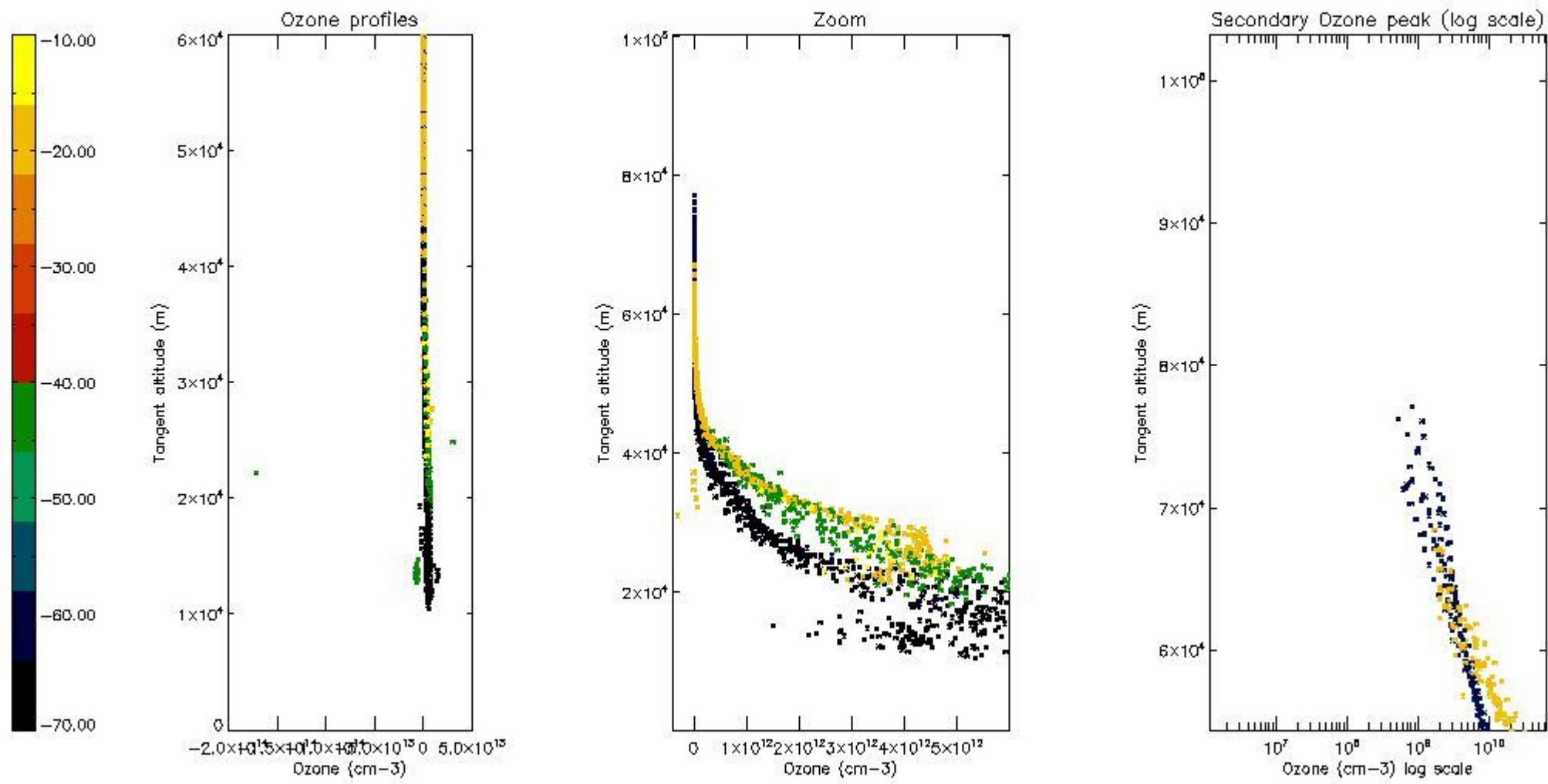
5.2 Plot ozone profiles for all STD (dark without errors)

The colorbar represents the latitude.



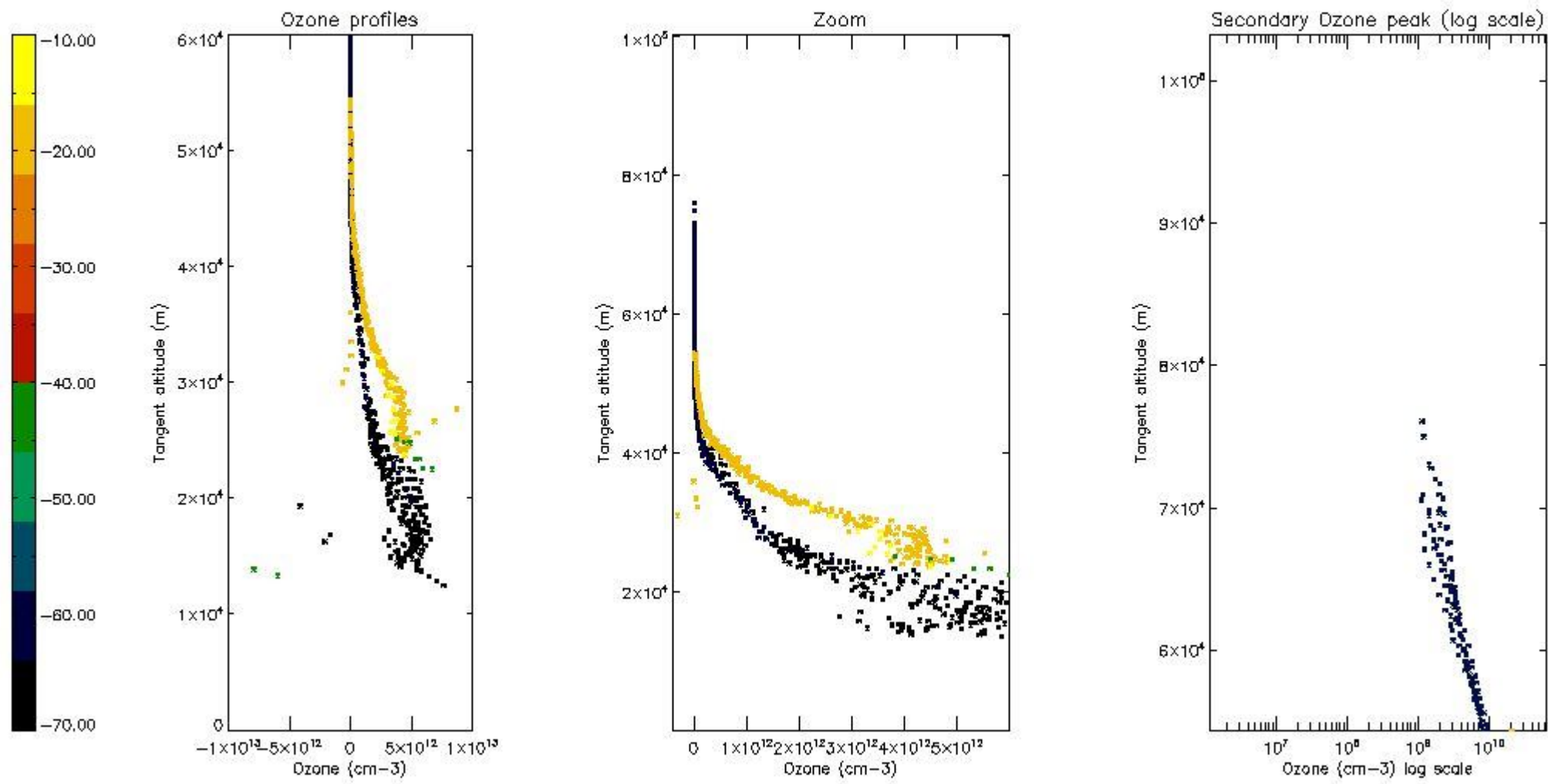
5.3 Plot ozone profiles where STD < 20% (dark without errors)

The colorbar represents the latitude.



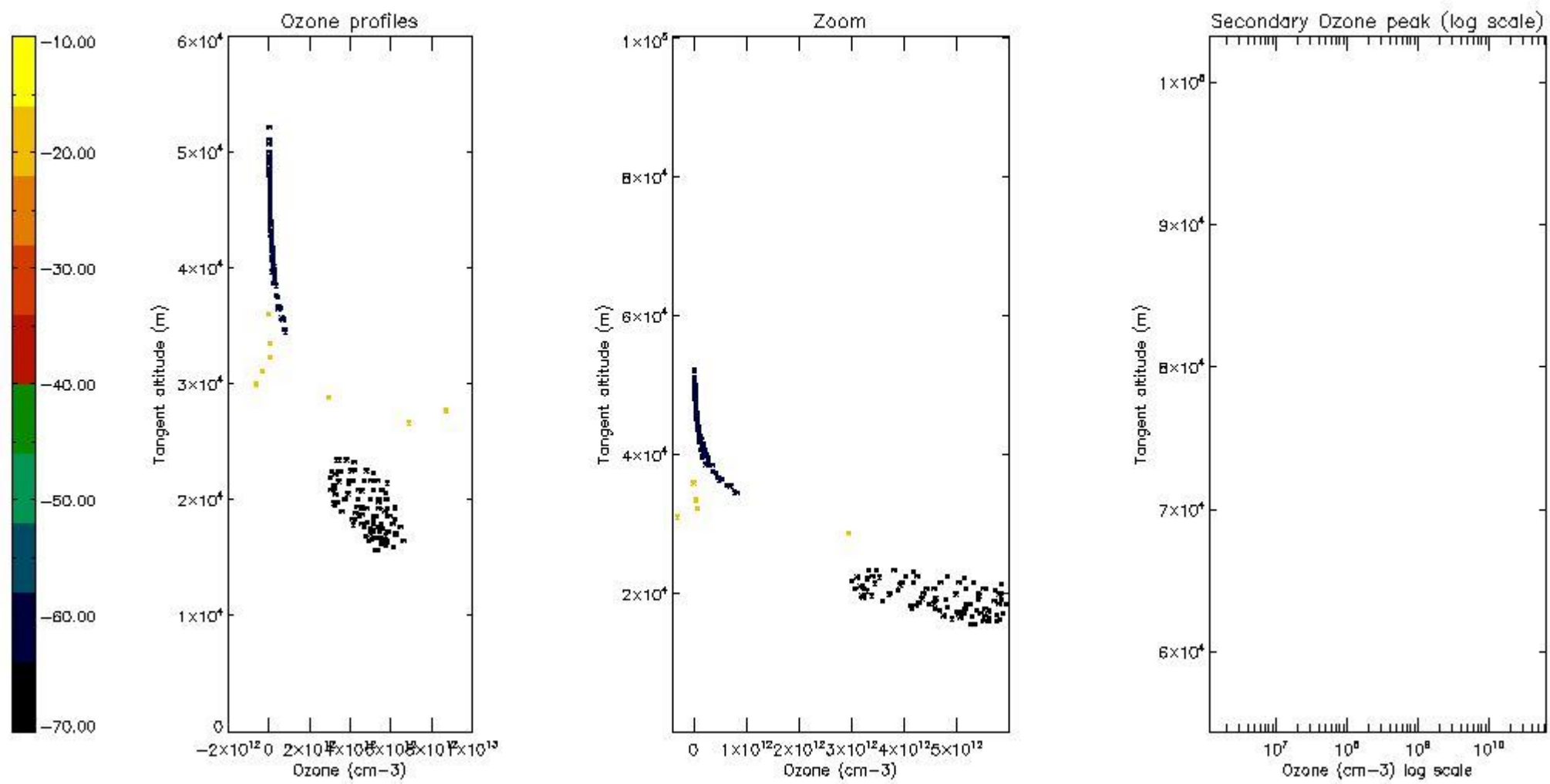
5.4 Plot ozone profiles where STD < 10% (dark without errors)

The colorbar represents the latitude.



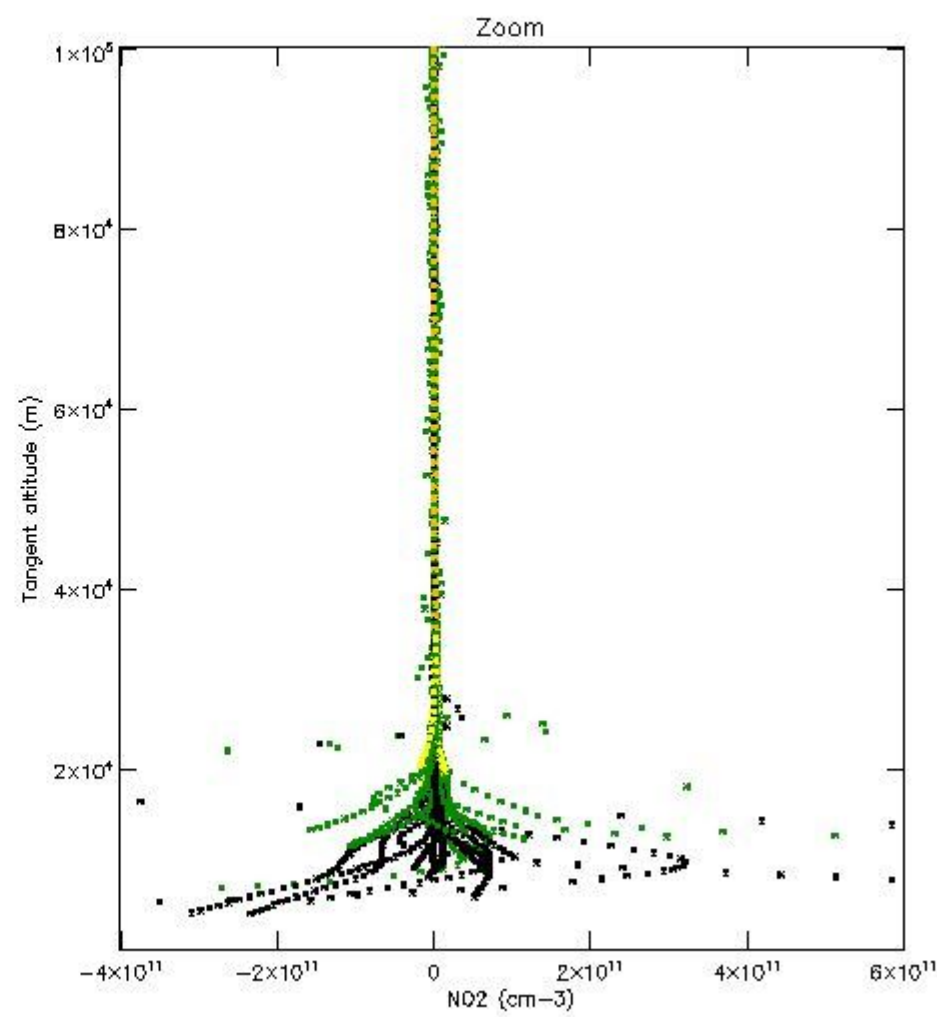
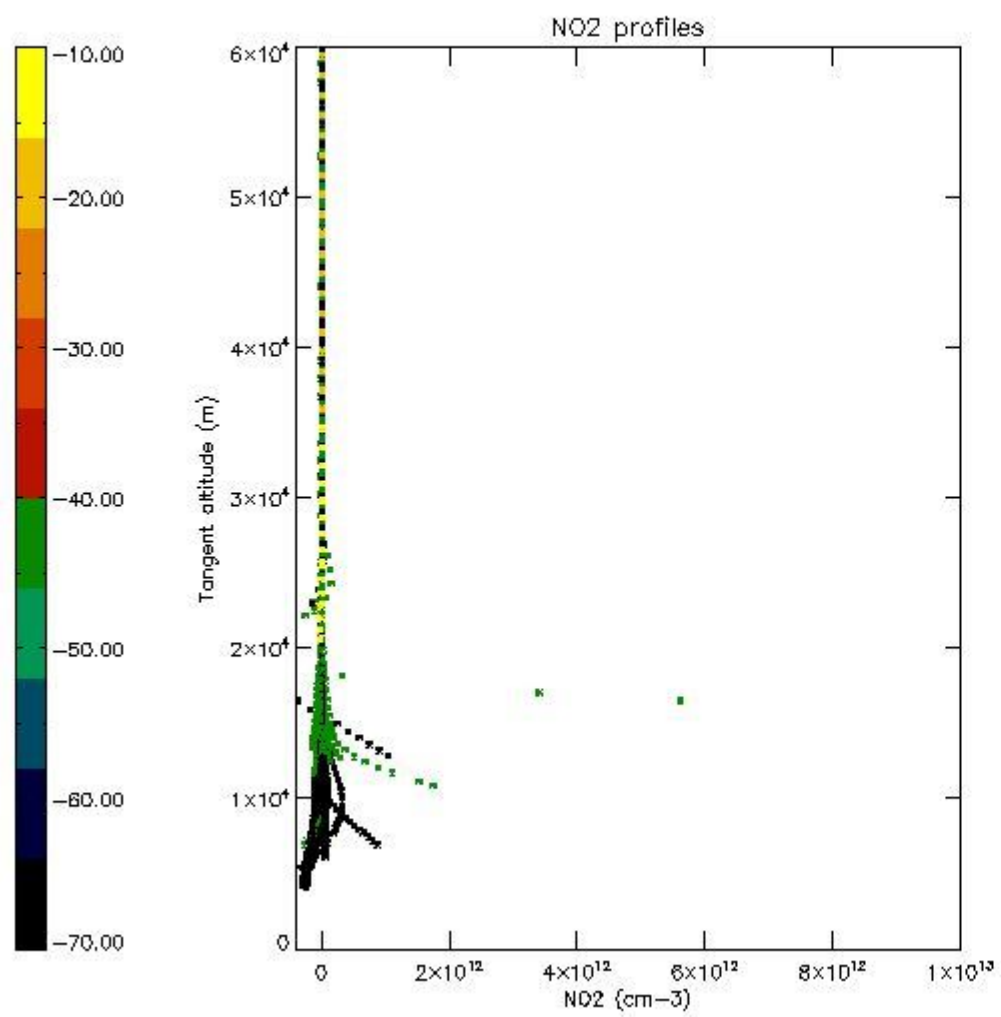
5.5 Plot ozone profiles where STD < 5% (dark without errors)

The colorbar represents the latitude.



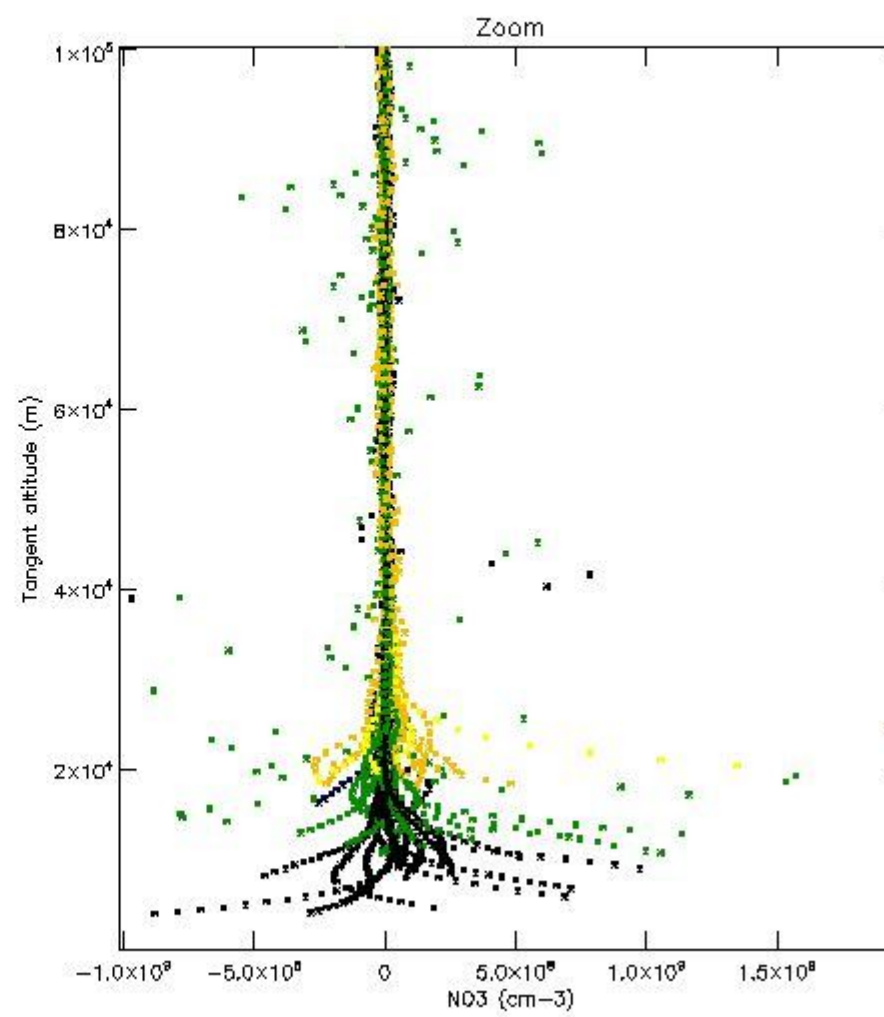
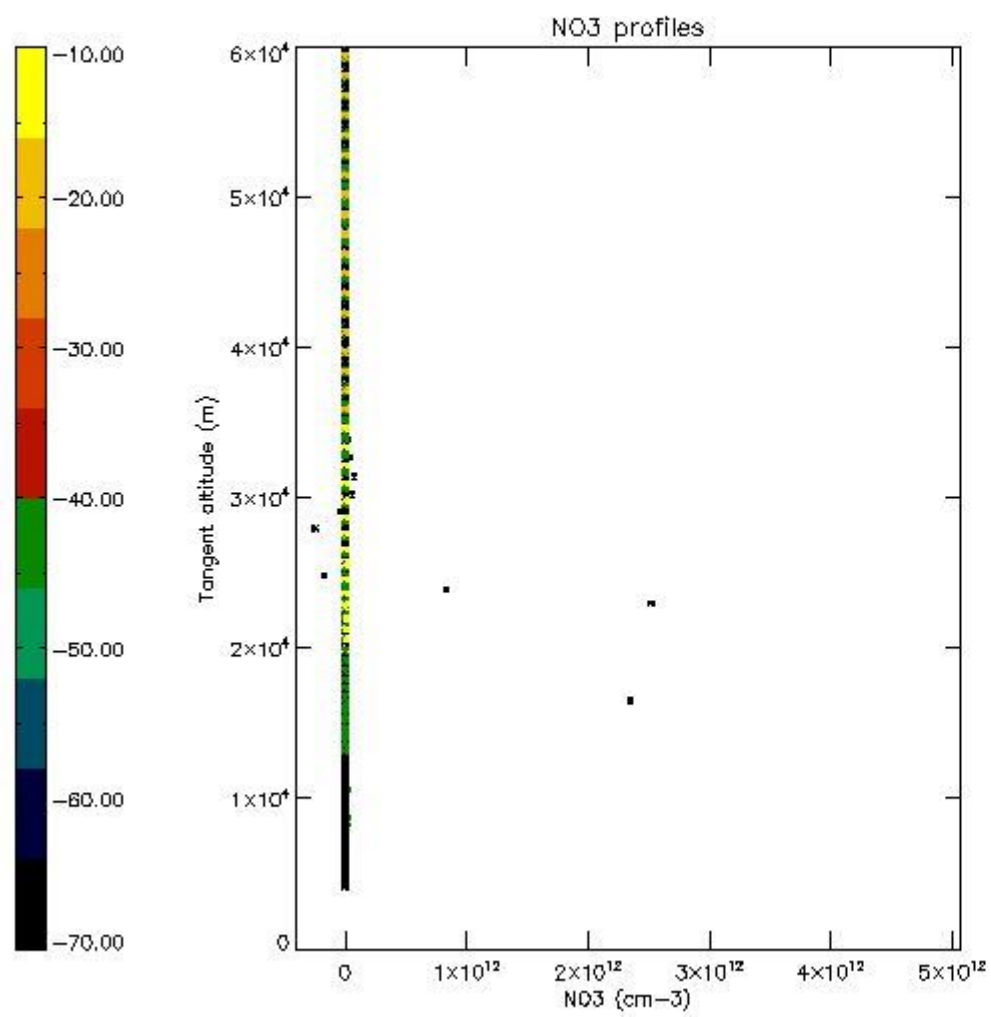
5.6 Plot NO₂ profiles for all STD (dark without errors)

The colorbar represents the latitude.



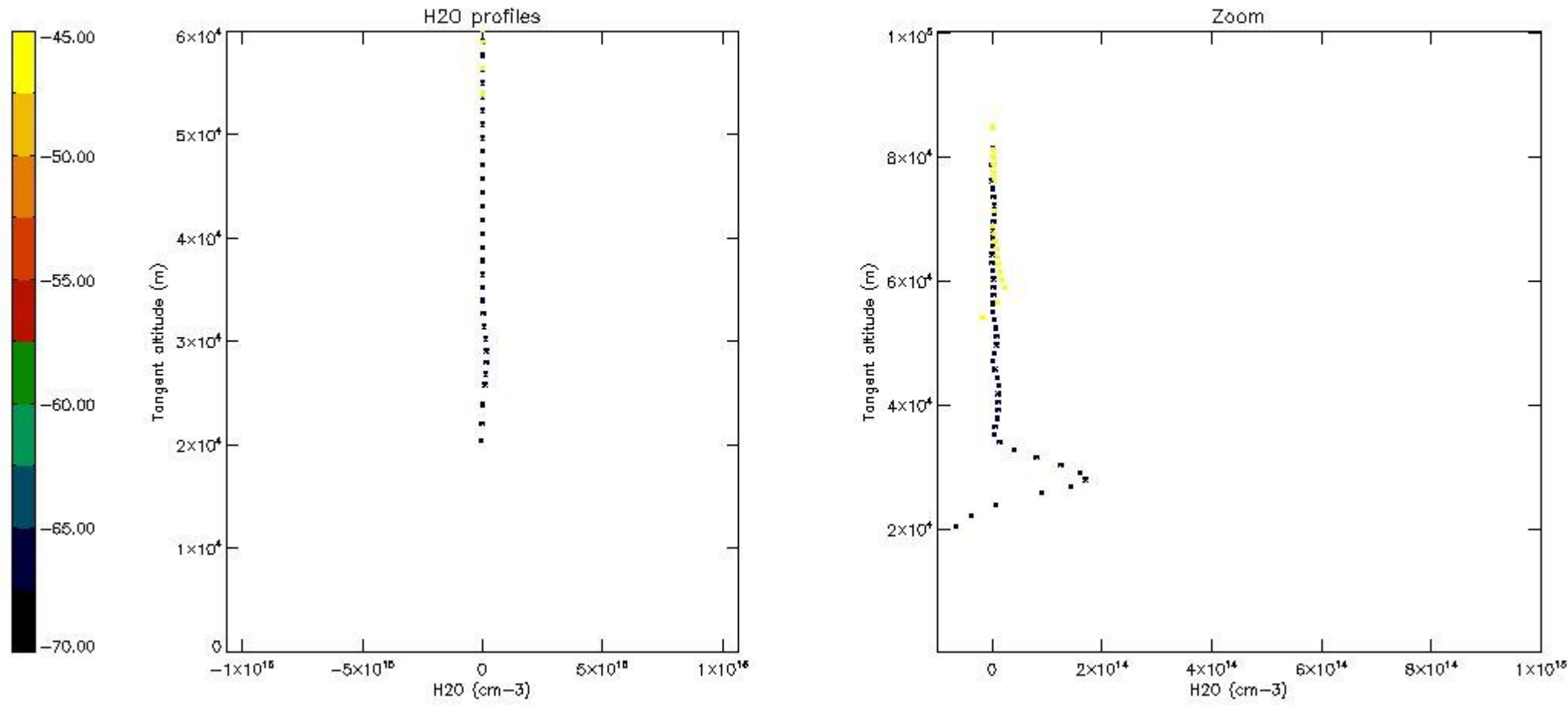
5.7 Plot NO3 profiles for all STD (dark without errors)

The colorbar represents the latitude.



5.8 Plot H2O profiles for all STD (only for occultations of stars 1,2,3,4,13,14,16,26,63 dark without errors)

The colorbar represents the latitude.



6. Auxiliary Data Files used for the production reported in section 2

The number reported in the third column indicates since which file (see list in section 2) the corresponding auxiliary file has been used. The fourth column is the date of those product files.

Type	Auxiliary Filename	Used since product	Used since product date
INST_PHYS_CHARACTERISTICS	GOM_INS_AXVIEC20091111_143220_20030716_120000_20500101_000000	1	02-AUG-2009 00:02:55
LEVEL-2_PROC_CONFIG	GOM_PR2_AXVIEC20091111_152718_20020301_000000_20500101_000000	1	02-AUG-2009 00:02:55
CROSS_SECTIONS_FILE	GOM_CRS_AXVIEC20091111_154832_20020301_000000_20500101_000000	1	02-AUG-2009 00:02:55

GOMOS Level 2 Daily Report

SUMMARY

[1. General Info](#)

[2. Summary of processed GOM_NL_2P products](#)

[3. Level 2 Quality information per product](#)

[3.1 Plot of level 2 quality information per product \(time dependant\)](#)

[3.2 Plot of level 2 quality information per product \(world map\)](#)

[4. Level 1 Quality information per product \(stored on level 2 products\)](#)

[4.1 Plot of level 1 quality information per product \(time dependant\)](#)

[4.1.1 Plot of level 1 quality information per product \(time dependant\): ASCENDING](#)

[4.1.2 Plot of level 1 quality information per product \(time dependant\): DESCENDING](#)

[4.2 Plot of level 1 quality information per product \(world map\)](#)

[4.2.1 Plot of level 1 quality information per product \(world map\): ASCENDING](#)

[4.2.2 Plot of level 1 quality information per product \(world map\): DESCENDING](#)

[5. Ozone profiles based on quality statistics and other trace gas profiles](#)

[5.1 Ozone statistics based on quality of products](#)

[5.2 Plot ozone profiles for all STD \(dark without errors\)](#)

[5.3 Plot ozone profiles where STD < 20% \(dark without errors\)](#)

[5.4. Plot ozone profiles where STD < 10% \(dark without errors\)](#)

[5.5. Plot ozone profiles where STD < 5% \(dark without errors\)](#)

[5.6 Plot NO2 profiles for all STD \(dark without errors\)](#)

[5.7 Plot NO3 profiles for all STD \(dark without errors\)](#)

[5.8 Plot H2O profiles \(only for occultations of stars 1,2,3,4,13,14,16,26,63 dark without errors\) for all STD](#)

[6. Auxiliary Data Files used for the production reported in section 2](#)

This report presents the daily analysis on parameters extracted from GOMOS level 2 data (GOM_NL__2P). It is intended to monitor some important parameters that will impact the quality of these products. A list of level 2 products (and content) that have arrived during the reporting day to the PCF is also given.

Item	Value
Time of report generation	26APR2013 11:21:50
Data source version	GOMOS/6.01
Start time of products	02-08-2009 (02AUG2009 00:00:00)
Stop time of products	03-08-2009 (03AUG2009 00:00:00)
Store outputs in DB	Yes
Nb of level 2 prods	252
Nb of prods with errors	0

2. Summary of processed GOM_NL__2P products.

Nr	Filename	UTC Start time	Limb	Duration	Star Id	Star Name	Star Mag	Star Temp	Nb Meas	Orbit	Prod. error
1	GOM_NL__2PRFIN20090802_000255_000000462081_00173_38804_5073.N1	02-AUG-2009 00:02:55	Dark	46.000	157	The1Eri	2.9060	9300.0	92	38804	No
2	GOM_NL__2PRFIN20090802_001313_000000532081_00174_38805_5071.N1	02-AUG-2009 00:13:13	Straylight	52.500	84	Alp Phe	2.3970	4500.0	105	38805	No
3	GOM_NL__2PRFIN20090802_001835_000000402081_00174_38805_5072.N1	02-AUG-2009 00:18:35	Straylight	39.500	31	Alp Gru	1.7340	15200.	79	38805	No
4	GOM_NL__2PRFIN20090802_002140_000000462081_00174_38805_5073.N1	02-AUG-2009 00:21:40	Straylight	45.500	172	Gam Gru	3.0030	13100.	91	38805	No
5	GOM_NL__2PRFIN20090802_002916_000000742081_00174_38805_5074.N1	02-AUG-2009 00:29:16	Bright	74.000	142	49Del Cap	2.8500	8900.0	148	38805	No
6	GOM_NL__2PRFIN20090802_003326_000000502081_00174_38805_5075.N1	02-AUG-2009 00:33:26	Bright	50.000	154	22Bet Aqr	2.8990	5700.0	100	38805	No
7	GOM_NL__2PRFIN20090802_004557_000000422081_00174_38805_5076.N1	02-AUG-2009 00:45:57	Bright	42.000	92	53Eps Cyg	2.5000	4500.0	84	38805	No
8	GOM_NL__2PRFIN20090802_004905_000000602081_00174_38805_5077.N1	02-AUG-2009 00:49:05	Bright	60.000	19	50Alp Cyg	1.2460	10500.	120	38805	No
9	GOM_NL__2PRFIN20090802_005430_000000392081_00174_38805_5078.N1	02-AUG-2009 00:54:30	Bright	38.500	89	5Alp Cep	2.4510	8000.0	77	38805	No
10	GOM_NL__2PRFIN20090802_010053_000000532081_00174_38805_5079.N1	02-AUG-2009 01:00:53	Bright	52.500	74	11Bet Cas	2.2680	6600.0	105	38805	No
11	GOM_NL__2PRFIN20090802_010252_000000492081_00174_38805_5080.N1	02-AUG-2009 01:02:52	Bright	49.000	76	27Gam Cas	2.3000	30000.	98	38805	No
12	GOM_NL__2PRFIN20090802_010919_000000472081_00174_38805_5081.N1	02-AUG-2009 01:09:19	Bright	47.000	160	23Gam Per	2.9300	4700.0	94	38805	No
13	GOM_NL__2PRFIN20090802_011100_000000482081_00174_38805_5082.N1	02-AUG-2009 01:11:00	Bright	48.000	35	33Alp Per	1.7950	6250.0	96	38805	No
14	GOM_NL__2PRFIN20090802_011500_000000532081_00174_38805_5083.N1	02-AUG-2009 01:15:00	Bright	52.500	149	45Eps Per	2.8880	30000.	105	38805	No
15	GOM_NL__2PRFIN20090802_011809_000000542081_00174_38805_5084.N1	02-AUG-2009 01:18:09	Twilight	54.000	150	44Zet Per	2.8900	28000.	108	38805	No
16	GOM_NL__2PRFIN20090802_012125_000000592081_00174_38805_5085.N1	02-AUG-2009 01:21:25	Dark	58.500	146	25Eta Tau	2.8730	15200.	117	38805	No
17	GOM_NL__2PRFIN20090802_012300_000000642081_00174_38805_5086.N1	02-AUG-2009 01:23:00	Dark	63.500	13	87Alp Tau	0.86700	3800.0	127	38805	No
18	GOM_NL__2PRFIN20090802_013407_000000552081_00174_38805_5087.N1	02-AUG-2009 01:34:07	Dark	54.500	165	34Gam Eri	2.9500	3200.0	109	38805	No
19	GOM_NL__2PRFIN20090802_014332_000000452081_00174_38805_5088.N1	02-AUG-2009 01:43:32	Dark	45.000	157	The1Eri	2.9060	9300.0	90	38805	No
20	GOM_NL__2PRFIN20090802_015350_000000652081_00175_38806_5087.N1	02-AUG-2009 01:53:50	Straylight	65.000	84	Alp Phe	2.3970	4500.0	130	38806	No
21	GOM_NL__2PRFIN20090802_015759_000000522081_00175_38806_5088.N1	02-AUG-2009 01:57:59	Straylight	52.000	63	Bet Gru	2.1500	2800.0	104	38806	No
22	GOM_NL__2PRFIN20090802_020245_000000272081_00175_38806_5089.N1	02-AUG-2009 02:02:45	Twilight	27.000	18	24Alp PsA	1.1660	9700.0	54	38806	No
23	GOM_NL__2PRFIN20090802_020952_000000512081_00175_38806_5090.N1	02-AUG-2009 02:09:52	Bright	50.500	142	49Del Cap	2.8500	8900.0	101	38806	No
24	GOM_NL__2PRFIN20090802_021402_000000532081_00175_38806_5091.N1	02-AUG-2009 02:14:02	Bright	52.500	154	22Bet Aqr	2.8990	5700.0	105	38806	No
25	GOM_NL__2PRFIN20090802_022633_000000452081_00175_38806_5092.N1	02-AUG-2009 02:26:33	Bright	44.500	92	53Eps Cyg	2.5000	4500.0	89	38806	No
26	GOM_NL__2PRFIN20090802_022940_000000392081_00175_38806_5093.N1	02-AUG-2009 02:29:40	Bright	39.000	19	50Alp Cyg	1.2460	10500.	78	38806	No
27	GOM_NL__2PRFIN20090802_023506_000000402081_00175_38806_5094.N1	02-AUG-2009 02:35:06	Bright	39.500	89	5Alp Cep	2.4510	8000.0	79	38806	No
28	GOM_NL__2PRFIN20090802_024128_000000492081_00175_38806_5095.N1	02-AUG-2009 02:41:28	Bright	49.000	74	11Bet Cas	2.2680	6600.0	98	38806	No
29	GOM_NL__2PRFIN20090802_024327_000000482081_00175_38806_5096.N1	02-AUG-2009 02:43:27	Bright	48.000	76	27Gam Cas	2.3000	30000.	96	38806	No
30	GOM_NL__2PRFIN20090802_024955_000000502081_00175_38806_5097.N1	02-AUG-2009 02:49:55	Bright	49.500	160	23Gam Per	2.9300	4700.0	99	38806	No
31	GOM_NL__2PRFIN20090802_025135_000000482081_00175_38806_5098.N1	02-AUG-2009 02:51:35	Bright	47.500	35	33Alp Per	1.7950	6250.0	95	38806	No
32	GOM_NL__2PRFIN20090802_025536_000000512081_00175_38806_5099.N1	02-AUG-2009 02:55:36	Bright	50.500	149	45Eps Per	2.8880	30000.	101	38806	No
33	GOM_NL__2PRFIN20090802_025845_000000542081_00175_38806_5100.N1	02-AUG-2009 02:58:45	Twilight	53.500	150	44Zet Per	2.8900	28000.	107	38806	No
34	GOM_NL__2PRFIN20090802_030201_000000522081_00175_38806_5101.N1	02-AUG-2009 03:02:01	Dark	52.000	146	25Eta Tau	2.8730	15200.	104	38806	No
35	GOM_NL__2PRFIN20090802_030337_000000522081_00175_38806_5102.N1	02-AUG-2009 03:03:37	Dark	51.500	13	87Alp Tau	0.86700	3800.0	103	38806	No
36	GOM_NL__2PRFIN20090802_031443_000000572081_00175_38806_5103.N1	02-AUG-2009 03:14:43	Dark	57.000	165	34Gam Eri	2.9500	3200.0	114	38806	No
37	GOM_NL__2PRFIN20090802_032409_000000452081_00175_38806_5104.N1	02-AUG-2009 03:24:09	Dark	45.000	157	The1Eri	2.9060	9300.0	90	38806	No
38	GOM_NL__2PRFIN20090802_033427_000000572081_00176_38807_5102.N1	02-AUG-2009 03:34:27	Straylight	56.500	84	Alp Phe	2.3970	4500.0	113	38807	No
39	GOM_NL__2PRFIN20090802_033836_000000502081_00176_38807_5103.N1	02-AUG-2009 03:38:36	Straylight	50.000	63	Bet Gru	2.1500	2800.0	100	38807	No
40	GOM_NL__2PRFIN20090802_034321_000000272081_00176_38807_5104.N1	02-AUG-2009 03:43:21	Twilight	27.000	18	24Alp PsA	1.1660	9700.0	54	38807	No
41	GOM_NL__2PRFIN20090802_035028_000000522081_00176_38807_5105.N1	02-AUG-2009 03:50:28	Bright	52.000	142	49Del Cap	2.8500	8900.0	104	38807	No
42	GOM_NL__2PRFIN20090802_035437_000000522081_00176_38807_5106.N1	02-AUG-2009 03:54:37	Bright	52.000	154	22Bet Aqr	2.8990	5700.0	104	38807	No

43	GOM_NL__2PRFIN20090802_040708_000000452081_00176_38807_5107.N1	02-AUG-2009 04:07:08	Bright	44.500	92	53Eps Cyg	2.5000	4500.0	89	38807	No
44	GOM_NL__2PRFIN20090802_041016_000000422081_00176_38807_5108.N1	02-AUG-2009 04:10:16	Bright	42.000	19	50Alp Cyg	1.2460	10500.	84	38807	No
45	GOM_NL__2PRFIN20090802_041541_000000402081_00176_38807_5109.N1	02-AUG-2009 04:15:41	Bright	40.000	89	5Alp Cep	2.4510	8000.0	80	38807	No
46	GOM_NL__2PRFIN20090802_042203_000000492081_00176_38807_5110.N1	02-AUG-2009 04:22:03	Bright	49.000	74	11Bet Cas	2.2680	6600.0	98	38807	No
47	GOM_NL__2PRFIN20090802_042402_000000502081_00176_38807_5111.N1	02-AUG-2009 04:24:02	Bright	50.000	76	27Gam Cas	2.3000	30000.	100	38807	No
48	GOM_NL__2PRFIN20090802_043030_000000702081_00176_38807_5112.N1	02-AUG-2009 04:30:30	Bright	70.000	160	23Gam Per	2.9300	4700.0	140	38807	No
49	GOM_NL__2PRFIN20090802_043211_000000512081_00176_38807_5113.N1	02-AUG-2009 04:32:11	Bright	50.500	35	33Alp Per	1.7950	6250.0	101	38807	No
50	GOM_NL__2PRFIN20090802_043612_000000472081_00176_38807_5114.N1	02-AUG-2009 04:36:12	Bright	46.500	149	45Eps Per	2.8880	30000.	93	38807	No
51	GOM_NL__2PRFIN20090802_043921_000000572081_00176_38807_5115.N1	02-AUG-2009 04:39:21	Twilight	56.500	150	44Zet Per	2.8900	28000.	113	38807	No
52	GOM_NL__2PRFIN20090802_044237_000000522081_00176_38807_5116.N1	02-AUG-2009 04:42:37	Dark	52.000	146	25Eta Tau	2.8730	15200.	104	38807	No
53	GOM_NL__2PRFIN20090802_044413_000000592081_00176_38807_5117.N1	02-AUG-2009 04:44:13	Dark	58.500	13	87Alp Tau	0.86700	3800.0	117	38807	No
54	GOM_NL__2PRFIN20090802_045520_000000542081_00176_38807_5118.N1	02-AUG-2009 04:55:20	Dark	54.000	165	34Gam Eri	2.9500	3200.0	108	38807	No
55	GOM_NL__2PRFIN20090802_050446_000000472081_00176_38807_5119.N1	02-AUG-2009 05:04:46	Dark	46.500	157	The1Eri	2.9060	9300.0	93	38807	No
56	GOM_NL__2PRFIN20090802_051504_000000582081_00177_38808_5116.N1	02-AUG-2009 05:15:04	Straylight	57.500	84	Alp Phe	2.3970	4500.0	115	38808	No
57	GOM_NL__2PRFIN20090802_051912_000000482081_00177_38808_5117.N1	02-AUG-2009 05:19:12	Straylight	47.500	63	Bet Gru	2.1500	2800.0	95	38808	No
58	GOM_NL__2PRFIN20090802_052358_000000302081_00177_38808_5118.N1	02-AUG-2009 05:23:58	Twilight	30.000	18	24Alp PsA	1.1660	9700.0	60	38808	No
59	GOM_NL__2PRFIN20090802_053105_000000542081_00177_38808_5119.N1	02-AUG-2009 05:31:05	Bright	53.500	142	49Del Cap	2.8500	8900.0	107	38808	No
60	GOM_NL__2PRFIN20090802_053513_000000522081_00177_38808_5120.N1	02-AUG-2009 05:35:13	Bright	51.500	154	22Bet Aqr	2.8990	5700.0	103	38808	No
61	GOM_NL__2PRFIN20090802_054744_000000442081_00177_38808_5121.N1	02-AUG-2009 05:47:44	Bright	44.000	92	53Eps Cyg	2.5000	4500.0	88	38808	No
62	GOM_NL__2PRFIN20090802_055051_000000422081_00177_38808_5122.N1	02-AUG-2009 05:50:51	Bright	41.500	19	50Alp Cyg	1.2460	10500.	83	38808	No
63	GOM_NL__2PRFIN20090802_055617_000000402081_00177_38808_5123.N1	02-AUG-2009 05:56:17	Bright	39.500	89	5Alp Cep	2.4510	8000.0	79	38808	No
64	GOM_NL__2PRFIN20090802_060238_000000522081_00177_38808_5124.N1	02-AUG-2009 06:02:38	Bright	52.000	74	11Bet Cas	2.2680	6600.0	104	38808	No
65	GOM_NL__2PRFIN20090802_060438_000000602081_00177_38808_5125.N1	02-AUG-2009 06:04:38	Bright	59.500	76	27Gam Cas	2.3000	30000.	119	38808	No
66	GOM_NL__2PRFIN20090802_061106_000000472081_00177_38808_5126.N1	02-AUG-2009 06:11:06	Bright	46.500	160	23Gam Per	2.9300	4700.0	93	38808	No
67	GOM_NL__2PRFIN20090802_061247_000000512081_00177_38808_5127.N1	02-AUG-2009 06:12:47	Bright	50.500	35	33Alp Per	1.7950	6250.0	101	38808	No
68	GOM_NL__2PRFIN20090802_061648_000000472081_00177_38808_5128.N1	02-AUG-2009 06:16:48	Bright	47.000	149	45Eps Per	2.8880	30000.	94	38808	No
69	GOM_NL__2PRFIN20090802_061957_000000562081_00177_38808_5129.N1	02-AUG-2009 06:19:57	Twilight	56.000	150	44Zet Per	2.8900	28000.	112	38808	No
70	GOM_NL__2PRFIN20090802_062314_000000452081_00177_38808_5130.N1	02-AUG-2009 06:23:14	Dark	45.000	146	25Eta Tau	2.8730	15200.	90	38808	No
71	GOM_NL__2PRFIN20090802_062449_000000652081_00177_38808_5131.N1	02-AUG-2009 06:24:49	Dark	65.000	13	87Alp Tau	0.86700	3800.0	130	38808	No
72	GOM_NL__2PRFIN20090802_063558_000000592081_00177_38808_5132.N1	02-AUG-2009 06:35:58	Dark	58.500	165	34Gam Eri	2.9500	3200.0	117	38808	No
73	GOM_NL__2PRFIN20090802_064523_000000452081_00177_38808_5133.N1	02-AUG-2009 06:45:23	Dark	44.500	157	The1Eri	2.9060	9300.0	89	38808	No
74	GOM_NL__2PRFIN20090802_065541_000000592081_00178_38809_5130.N1	02-AUG-2009 06:55:41	Straylight	59.000	84	Alp Phe	2.3970	4500.0	118	38809	No
75	GOM_NL__2PRFIN20090802_065949_000000602081_00178_38809_5131.N1	02-AUG-2009 06:59:49	Straylight	60.000	63	Bet Gru	2.1500	2800.0	120	38809	No
76	GOM_NL__2PRFIN20090802_070435_000000302081_00178_38809_5132.N1	02-AUG-2009 07:04:35	Twilight	30.000	18	24Alp PsA	1.1660	9700.0	60	38809	No
77	GOM_NL__2PRFIN20090802_071141_000000512081_00178_38809_5133.N1	02-AUG-2009 07:11:41	Bright	51.000	142	49Del Cap	2.8500	8900.0	102	38809	No
78	GOM_NL__2PRFIN20090802_071549_000000522081_00178_38809_5134.N1	02-AUG-2009 07:15:49	Bright	51.500	154	22Bet Aqr	2.8990	5700.0	103	38809	No
79	GOM_NL__2PRFIN20090802_072819_000000442081_00178_38809_5135.N1	02-AUG-2009 07:28:19	Bright	44.000	92	53Eps Cyg	2.5000	4500.0	88	38809	No
80	GOM_NL__2PRFIN20090802_073127_000000422081_00178_38809_5136.N1	02-AUG-2009 07:31:27	Bright	42.000	19	50Alp Cyg	1.2460	10500.	84	38809	No
81	GOM_NL__2PRFIN20090802_073652_000000412081_00178_38809_5137.N1	02-AUG-2009 07:36:52	Bright	40.500	89	5Alp Cep	2.4510	8000.0	81	38809	No
82	GOM_NL__2PRFIN20090802_074313_000000502081_00178_38809_5138.N1	02-AUG-2009 07:43:13	Bright	49.500	74	11Bet Cas	2.2680	6600.0	99	38809	No
83	GOM_NL__2PRFIN20090802_074513_000000722081_00178_38809_5139.N1	02-AUG-2009 07:45:13	Bright	72.000	76	27Gam Cas	2.3000	30000.	144	38809	No
84	GOM_NL__2PRFIN20090802_075141_000000472081_00178_38809_5140.N1	02-AUG-2009 07:51:41	Bright	47.000	160	23Gam Per	2.9300	4700.0	94	38809	No
85	GOM_NL__2PRFIN20090802_075322_000000452081_00178_38809_5141.N1	02-AUG-2009 07:53:22	Bright	44.500	35	33Alp Per	1.7950	6250.0	89	38809	No
86	GOM_NL__2PRFIN20090802_075724_000000512081_00178_38809_5142.N1	02-AUG-2009 07:57:24	Bright	51.000	149	45Eps Per	2.8880	30000.	102	38809	No
87	GOM_NL__2PRFIN20090802_080033_000000552081_00178_38809_5143.N1	02-AUG-2009 08:00:33	Twilight	54.500	150	44Zet Per	2.8900	28000.	109	38809	No
88	GOM_NL__2PRFIN20090802_080350_000000452081_00178_38809_5144.N1	02-AUG-2009 08:03:50	Dark	45.000	146	25Eta Tau	2.8730	15200.	90	38809	No
89	GOM_NL__2PRFIN20090802_080526_000000552081_00178_38809_5145.N1	02-AUG-2009 08:05:26	Dark	55.000	13	87Alp Tau	0.86700	3800.0	110	38809	No
90	GOM_NL__2PRFIN20090802_081634_000000592081_00178_38809_5146.N1	02-AUG-2009 08:16:34	Dark	59.000	165	34Gam Eri	2.9500	3200.0	118	38809	No
91	GOM_NL__2PRFIN20090802_082600_000000482081_00178_38809_5147.N1	02-AUG-2009 08:26:00	Dark	47.500	157	The1Eri	2.9060	9300.0	95	38809	No
92	GOM_NL__2PRFIN20090802_083618_000000552081_00179_38810_5164.N1	02-AUG-2009 08:36:18	Straylight	54.500	84	Alp Phe	2.3970	4500.0	109	38810	No
93	GOM_NL__2PRFIN20090802_084025_000000522081_00179_38810_5165.N1	02-AUG-2009 08:40:25	Straylight	52.000	63	Bet Gru	2.1500	2800.0	104	38810	No
94	GOM_NL__2PRFIN20090802_084511_000000332081_00179_38810_5166.N1	02-AUG-2009 08:45:11	Twilight	33.000	18	24Alp PsA	1.1660	9700.0	66	38810	No
95	GOM_NL__2PRFIN20090802_085217_000000512081_00179_38810_5167.N1	02-AUG-2009 08:52:17	Bright	51.000	142	49Del Cap	2.8500	8900.0	102	38810	No
96	GOM_NL__2PRFIN20090802_085625_000000512081_00179_38810_5168.N1	02-AUG-2009 08:56:25	Bright	51.000	154	22Bet Aqr	2.8990	5700.0	102	38810	No
97	GOM_NL__2PRFIN20090802_090855_000000442081_00179_38810_5169.N1	02-AUG-2009 09:08:55	Bright	43.500	92	53Eps Cyg	2.5000	4500.0	87	38810	No
98	GOM_NL__2PRFIN20090802_091202_000000432081_00179_38810_5170.N1	02-AUG-2009 09:12:02	Bright	42.500	19	50Alp Cyg	1.2460	10500.	85	38810	No
99	GOM_NL__2PRFIN20090802_091728_000000402081_00179_38810_5171.N1	02-AUG-2009 09:17:28	Bright	39.500	89	5Alp Cep	2.4510	8000.0	79	38810	No
100	GOM_NL__2PRFIN20090802_092348_000000492081_00179_38810_5172.N1	02-AUG-2009 09:23:48	Bright	49.000	74	11Bet Cas	2.2680	6600.0	98	38810	No
101	GOM_NL__2PRFIN20090802_092548_000000502081_00179_38810_5173.N1	02-AUG-2009 09:25:48	Bright	49.500	76	27Gam Cas	2.3000	30000.	99	38810	No

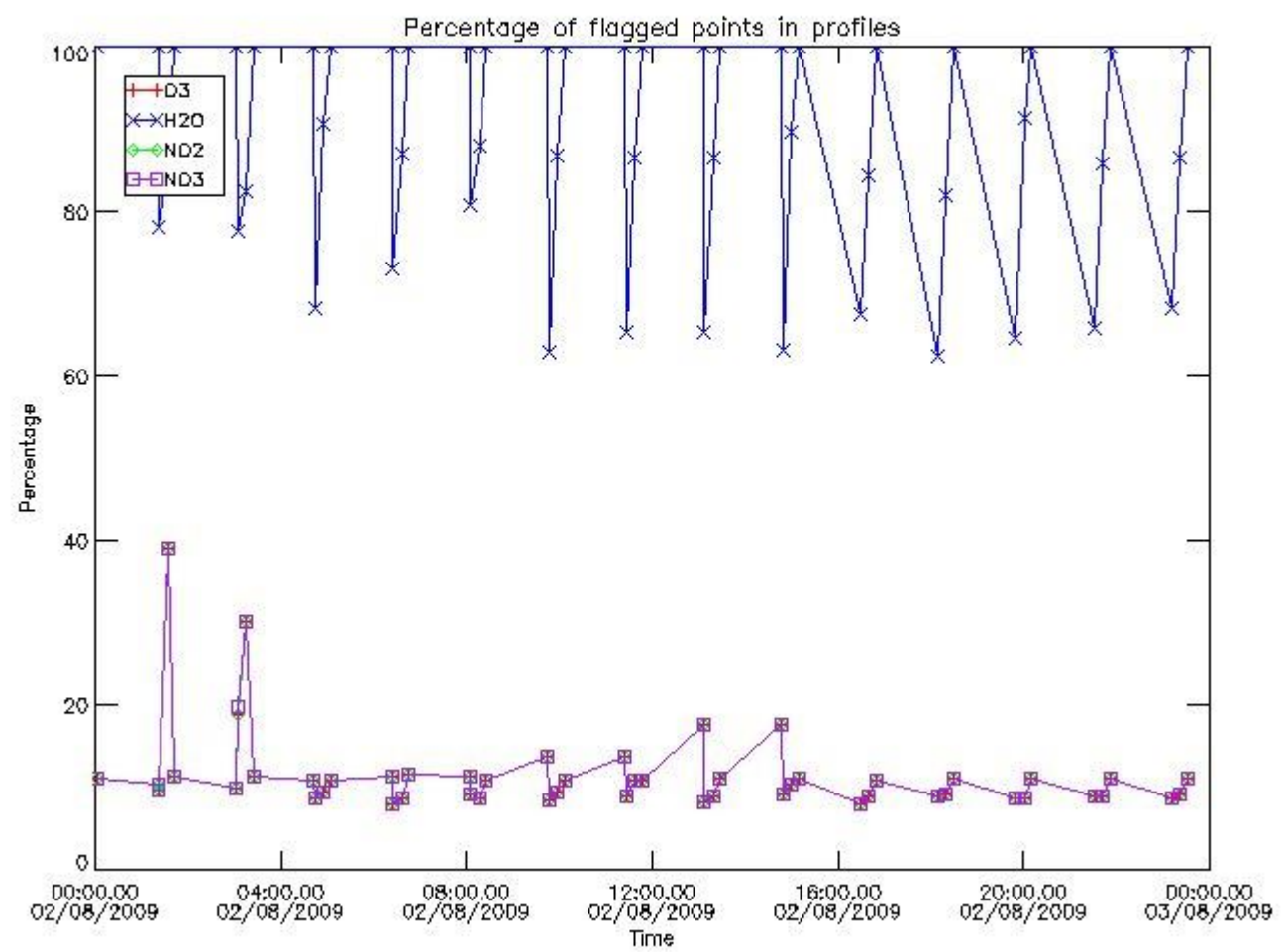
161	GOM_NL__2PRFIN20090802_144751_000000622081_00182_38813_5221.N1	02-AUG-2009 14:47:51	Dark	61.500	13	87Alp Tau	0.86700	3800.0	123	38813	No
162	GOM_NL__2PRFIN20090802_145902_000000592081_00182_38813_5222.N1	02-AUG-2009 14:59:02	Dark	58.500	165	34Gam Eri	2.9500	3200.0	117	38813	No
163	GOM_NL__2PRFIN20090802_150827_000000462081_00182_38813_5223.N1	02-AUG-2009 15:08:27	Dark	46.000	157	The1Eri	2.9060	9300.0	92	38813	No
164	GOM_NL__2PRFIN20090802_151846_000000552081_00183_38814_5221.N1	02-AUG-2009 15:18:46	Straylight	54.500	84	Alp Phe	2.3970	4500.0	109	38814	No
165	GOM_NL__2PRFIN20090802_152251_000000502081_00183_38814_5222.N1	02-AUG-2009 15:22:51	Straylight	49.500	63	Bet Gru	2.1500	2800.0	99	38814	No
166	GOM_NL__2PRFIN20090802_152738_000000402081_00183_38814_5223.N1	02-AUG-2009 15:27:38	Tw_i_and_stray	39.500	18	24Alp PsA	1.1660	9700.0	79	38814	No
167	GOM_NL__2PRFIN20090802_153441_000000502081_00183_38814_5224.N1	02-AUG-2009 15:34:41	Bright	49.500	142	49Del Cap	2.8500	8900.0	99	38814	No
168	GOM_NL__2PRFIN20090802_153848_000000492081_00183_38814_5225.N1	02-AUG-2009 15:38:48	Bright	48.500	154	22Bet Aqr	2.8990	5700.0	97	38814	No
169	GOM_NL__2PRFIN20090802_155116_000000422081_00183_38814_5226.N1	02-AUG-2009 15:51:16	Bright	41.500	92	53Eps Cyg	2.5000	4500.0	83	38814	No
170	GOM_NL__2PRFIN20090802_155424_000000602081_00183_38814_5227.N1	02-AUG-2009 15:54:24	Bright	60.000	19	50Alp Cyg	1.2460	10500.	120	38814	No
171	GOM_NL__2PRFIN20090802_155950_000000402081_00183_38814_5228.N1	02-AUG-2009 15:59:50	Bright	40.000	89	5Alp Cep	2.4510	8000.0	80	38814	No
172	GOM_NL__2PRFIN20090802_160609_000000492081_00183_38814_5229.N1	02-AUG-2009 16:06:09	Bright	49.000	74	11Bet Cas	2.2680	6600.0	98	38814	No
173	GOM_NL__2PRFIN20090802_160809_000000502081_00183_38814_5230.N1	02-AUG-2009 16:08:09	Bright	50.000	76	27Gam Cas	2.3000	30000.	100	38814	No
174	GOM_NL__2PRFIN20090802_161439_000000482081_00183_38814_5231.N1	02-AUG-2009 16:14:39	Bright	47.500	160	23Gam Per	2.9300	4700.0	95	38814	No
175	GOM_NL__2PRFIN20090802_161621_000000512081_00183_38814_5232.N1	02-AUG-2009 16:16:21	Bright	51.000	35	33Alp Per	1.7950	6250.0	102	38814	No
176	GOM_NL__2PRFIN20090802_162023_000000492081_00183_38814_5233.N1	02-AUG-2009 16:20:23	Bright	49.000	149	45Eps Per	2.8880	30000.	98	38814	No
177	GOM_NL__2PRFIN20090802_162333_000000572081_00183_38814_5234.N1	02-AUG-2009 16:23:33	Tw_i_and_stray	56.500	150	44Zet Per	2.8900	28000.	113	38814	No
178	GOM_NL__2PRFIN20090802_162827_000000652081_00183_38814_5235.N1	02-AUG-2009 16:28:27	Dark	65.000	13	87Alp Tau	0.86700	3800.0	130	38814	No
179	GOM_NL__2PRFIN20090802_163939_000000582081_00183_38814_5236.N1	02-AUG-2009 16:39:39	Dark	57.500	165	34Gam Eri	2.9500	3200.0	115	38814	No
180	GOM_NL__2PRFIN20090802_164904_000000472081_00184_38815_5237.N1	02-AUG-2009 16:49:04	Dark	47.000	157	The1Eri	2.9060	9300.0	94	38815	No
181	GOM_NL__2PRFIN20090802_165923_000000532081_00184_38815_5237.N1	02-AUG-2009 16:59:23	Straylight	53.000	84	Alp Phe	2.3970	4500.0	106	38815	No
182	GOM_NL__2PRFIN20090802_170328_000000512081_00184_38815_5238.N1	02-AUG-2009 17:03:28	Straylight	50.500	63	Bet Gru	2.1500	2800.0	101	38815	No
183	GOM_NL__2PRFIN20090802_170814_000000402081_00184_38815_5239.N1	02-AUG-2009 17:08:14	Tw_i_and_stray	40.000	18	24Alp PsA	1.1660	9700.0	80	38815	No
184	GOM_NL__2PRFIN20090802_171517_000000522081_00184_38815_5240.N1	02-AUG-2009 17:15:17	Bright	51.500	142	49Del Cap	2.8500	8900.0	103	38815	No
185	GOM_NL__2PRFIN20090802_171923_000000732081_00184_38815_5241.N1	02-AUG-2009 17:19:23	Bright	73.000	154	22Bet Aqr	2.8990	5700.0	146	38815	No
186	GOM_NL__2PRFIN20090802_173152_000000432081_00184_38815_5242.N1	02-AUG-2009 17:31:52	Bright	42.500	92	53Eps Cyg	2.5000	4500.0	85	38815	No
187	GOM_NL__2PRFIN20090802_173500_000000602081_00184_38815_5243.N1	02-AUG-2009 17:35:00	Bright	60.000	19	50Alp Cyg	1.2460	10500.	120	38815	No
188	GOM_NL__2PRFIN20090802_174026_000000422081_00184_38815_5244.N1	02-AUG-2009 17:40:26	Bright	41.500	89	5Alp Cep	2.4510	8000.0	83	38815	No
189	GOM_NL__2PRFIN20090802_174644_000000512081_00184_38815_5245.N1	02-AUG-2009 17:46:44	Bright	50.500	74	11Bet Cas	2.2680	6600.0	101	38815	No
190	GOM_NL__2PRFIN20090802_174844_000000502081_00184_38815_5246.N1	02-AUG-2009 17:48:44	Bright	50.000	76	27Gam Cas	2.3000	30000.	100	38815	No
191	GOM_NL__2PRFIN20090802_175515_000000452081_00184_38815_5247.N1	02-AUG-2009 17:55:15	Bright	45.000	160	23Gam Per	2.9300	4700.0	90	38815	No
192	GOM_NL__2PRFIN20090802_175656_000000522081_00184_38815_5248.N1	02-AUG-2009 17:56:56	Bright	51.500	35	33Alp Per	1.7950	6250.0	103	38815	No
193	GOM_NL__2PRFIN20090802_180059_000000502081_00184_38815_5249.N1	02-AUG-2009 18:00:59	Bright	49.500	149	45Eps Per	2.8880	30000.	99	38815	No
194	GOM_NL__2PRFIN20090802_180410_000000572081_00184_38815_5250.N1	02-AUG-2009 18:04:10	Tw_i_and_stray	56.500	150	44Zet Per	2.8900	28000.	113	38815	No
195	GOM_NL__2PRFIN20090802_180904_000000582081_00184_38815_5251.N1	02-AUG-2009 18:09:04	Dark	57.500	13	87Alp Tau	0.86700	3800.0	115	38815	No
196	GOM_NL__2PRFIN20090802_182016_000000562081_00184_38815_5252.N1	02-AUG-2009 18:20:16	Dark	55.500	165	34Gam Eri	2.9500	3200.0	111	38815	No
197	GOM_NL__2PRFIN20090802_182941_000000462081_00185_38816_5252.N1	02-AUG-2009 18:29:41	Dark	46.000	157	The1Eri	2.9060	9300.0	92	38816	No
198	GOM_NL__2PRFIN20090802_184000_000000542081_00185_38816_5253.N1	02-AUG-2009 18:40:00	Straylight	54.000	84	Alp Phe	2.3970	4500.0	108	38816	No
199	GOM_NL__2PRFIN20090802_184405_000000562081_00185_38816_5254.N1	02-AUG-2009 18:44:05	Straylight	56.000	63	Bet Gru	2.1500	2800.0	112	38816	No
200	GOM_NL__2PRFIN20090802_184851_000000432081_00185_38816_5255.N1	02-AUG-2009 18:48:51	Tw_i_and_stray	43.000	18	24Alp PsA	1.1660	9700.0	86	38816	No
201	GOM_NL__2PRFIN20090802_185553_000000512081_00185_38816_5256.N1	02-AUG-2009 18:55:53	Bright	51.000	142	49Del Cap	2.8500	8900.0	102	38816	No
202	GOM_NL__2PRFIN20090802_185959_000000522081_00185_38816_5257.N1	02-AUG-2009 18:59:59	Bright	51.500	154	22Bet Aqr	2.8990	5700.0	103	38816	No
203	GOM_NL__2PRFIN20090802_191227_000000632081_00185_38816_5258.N1	02-AUG-2009 19:12:27	Bright	63.000	92	53Eps Cyg	2.5000	4500.0	126	38816	No
204	GOM_NL__2PRFIN20090802_191535_000000422081_00185_38816_5259.N1	02-AUG-2009 19:15:35	Bright	41.500	19	50Alp Cyg	1.2460	10500.	83	38816	No
205	GOM_NL__2PRFIN20090802_192101_000000412081_00185_38816_5260.N1	02-AUG-2009 19:21:01	Bright	40.500	89	5Alp Cep	2.4510	8000.0	81	38816	No
206	GOM_NL__2PRFIN20090802_192719_000000502081_00185_38816_5261.N1	02-AUG-2009 19:27:19	Bright	49.500	74	11Bet Cas	2.2680	6600.0	99	38816	No
207	GOM_NL__2PRFIN20090802_192920_000000482081_00185_38816_5262.N1	02-AUG-2009 19:29:20	Bright	48.000	76	27Gam Cas	2.3000	30000.	96	38816	No
208	GOM_NL__2PRFIN20090802_193550_000000492081_00185_38816_5263.N1	02-AUG-2009 19:35:50	Bright	48.500	160	23Gam Per	2.9300	4700.0	97	38816	No
209	GOM_NL__2PRFIN20090802_193732_000000512081_00185_38816_5264.N1	02-AUG-2009 19:37:32	Bright	51.000	35	33Alp Per	1.7950	6250.0	102	38816	No
210	GOM_NL__2PRFIN20090802_194135_000000502081_00185_38816_5265.N1	02-AUG-2009 19:41:35	Bright	50.000	149	45Eps Per	2.8880	30000.	100	38816	No
211	GOM_NL__2PRFIN20090802_194446_000000562081_00185_38816_5266.N1	02-AUG-2009 19:44:46	Tw_i_and_stray	56.000	150	44Zet Per	2.8900	28000.	112	38816	No
212	GOM_NL__2PRFIN20090802_194940_000000592081_00185_38816_5267.N1	02-AUG-2009 19:49:40	Dark	58.500	13	87Alp Tau	0.86700	3800.0	117	38816	No
213	GOM_NL__2PRFIN20090802_200053_000000592081_00185_38816_5268.N1	02-AUG-2009 20:00:53	Dark	58.500	165	34Gam Eri	2.9500	3200.0	117	38816	No
214	GOM_NL__2PRFIN20090802_201018_000000462081_00186_38817_5268.N1	02-AUG-2009 20:10:18	Dark	46.000	157	The1Eri	2.9060	9300.0	92	38817	No
215	GOM_NL__2PRFIN20090802_202037_000000552081_00186_38817_5269.N1	02-AUG-2009 20:20:37	Straylight	55.000	84	Alp Phe	2.3970	4500.0	110	38817	No
216	GOM_NL__2PRFIN20090802_202441_000000612081_00186_38817_5270.N1	02-AUG-2009 20:24:41	Straylight	61.000	63	Bet Gru	2.1500	2800.0	122	38817	No
217	GOM_NL__2PRFIN20090802_202927_000000432081_00186_38817_5271.N1	02-AUG-2009 20:29:27	Tw_i_and_stray	43.000	18	24Alp PsA	1.1660	9700.0	86	38817	No
218	GOM_NL__2PRFIN20090802_203629_000000502081_00186_38817_5272.N1	02-AUG-2009 20:36:29	Bright	49.500	142	49Del Cap	2.8500	8900.0	99	38817	No
219	GOM_NL__2PRFIN20090802_204035_000000512081_00186_38817_5273.N1	02-AUG-2009 20:40:35	Bright	51.000	154	22Bet Aqr	2.8990	5700.0	102	38817	No

220	GOM_NL__2PRFIN20090802_205303_000000442081_00186_38817_5274.N1	02-AUG-2009 20:53:03	Bright	44.000	92	53Eps Cyg	2.5000	4500.0	88	38817	No
221	GOM_NL__2PRFIN20090802_205611_000000412081_00186_38817_5275.N1	02-AUG-2009 20:56:11	Bright	41.000	19	50Alp Cyg	1.2460	10500.	82	38817	No
222	GOM_NL__2PRFIN20090802_210136_000000422081_00186_38817_5276.N1	02-AUG-2009 21:01:36	Bright	41.500	89	5Alp Cep	2.4510	8000.0	83	38817	No
223	GOM_NL__2PRFIN20090802_210754_000000482081_00186_38817_5277.N1	02-AUG-2009 21:07:54	Bright	48.000	74	11Bet Cas	2.2680	6600.0	96	38817	No
224	GOM_NL__2PRFIN20090802_210955_000000482081_00186_38817_5278.N1	02-AUG-2009 21:09:55	Bright	48.000	76	27Gam Cas	2.3000	30000.	96	38817	No
225	GOM_NL__2PRFIN20090802_211626_000000492081_00186_38817_5279.N1	02-AUG-2009 21:16:26	Bright	49.000	160	23Gam Per	2.9300	4700.0	98	38817	No
226	GOM_NL__2PRFIN20090802_211808_000000502081_00186_38817_5280.N1	02-AUG-2009 21:18:08	Bright	50.000	35	33Alp Per	1.7950	6250.0	100	38817	No
227	GOM_NL__2PRFIN20090802_212211_000000472081_00186_38817_5281.N1	02-AUG-2009 21:22:11	Bright	46.500	149	45Eps Per	2.8880	30000.	93	38817	No
228	GOM_NL__2PRFIN20090802_212521_000000572081_00186_38817_5282.N1	02-AUG-2009 21:25:21	Twilight	56.500	150	44Zet Per	2.8900	28000.	113	38817	No
229	GOM_NL__2PRFIN20090802_213016_000000582081_00186_38817_5283.N1	02-AUG-2009 21:30:16	Dark	57.500	13	87Alp Tau	0.86700	3800.0	115	38817	No
230	GOM_NL__2PRFIN20090802_214130_000000572081_00186_38817_5284.N1	02-AUG-2009 21:41:30	Dark	56.500	165	34Gam Eri	2.9500	3200.0	113	38817	No
231	GOM_NL__2PRFIN20090802_215055_000000462081_00187_38818_5280.N1	02-AUG-2009 21:50:55	Dark	46.000	157	The1Eri	2.9060	9300.0	92	38818	No
232	GOM_NL__2PRFIN20090802_220114_000000672081_00187_38818_5281.N1	02-AUG-2009 22:01:14	Straylight	66.500	84	Alp Phe	2.3970	4500.0	133	38818	No
233	GOM_NL__2PRFIN20090802_220518_000000612081_00187_38818_5282.N1	02-AUG-2009 22:05:18	Straylight	60.500	63	Bet Gru	2.1500	2800.0	121	38818	No
234	GOM_NL__2PRFIN20090802_221004_000000462081_00187_38818_5283.N1	02-AUG-2009 22:10:04	Twilight	46.000	18	24Alp PsA	1.1660	9700.0	92	38818	No
235	GOM_NL__2PRFIN20090802_221705_000000512081_00187_38818_5284.N1	02-AUG-2009 22:17:05	Bright	50.500	142	49Del Cap	2.8500	8900.0	101	38818	No
236	GOM_NL__2PRFIN20090802_222110_000000522081_00187_38818_5285.N1	02-AUG-2009 22:21:10	Bright	51.500	154	22Bet Aqr	2.8990	5700.0	103	38818	No
237	GOM_NL__2PRFIN20090802_223338_000000422081_00187_38818_5286.N1	02-AUG-2009 22:33:38	Bright	41.500	92	53Eps Cyg	2.5000	4500.0	83	38818	No
238	GOM_NL__2PRFIN20090802_223646_000000392081_00187_38818_5287.N1	02-AUG-2009 22:36:46	Bright	38.500	19	50Alp Cyg	1.2460	10500.	77	38818	No
239	GOM_NL__2PRFIN20090802_224212_000000412081_00187_38818_5288.N1	02-AUG-2009 22:42:12	Bright	40.500	89	5Alp Cep	2.4510	8000.0	81	38818	No
240	GOM_NL__2PRFIN20090802_224829_000000492081_00187_38818_5289.N1	02-AUG-2009 22:48:29	Bright	48.500	74	11Bet Cas	2.2680	6600.0	97	38818	No
241	GOM_NL__2PRFIN20090802_225030_000000522081_00187_38818_5290.N1	02-AUG-2009 22:50:30	Bright	52.000	76	27Gam Cas	2.3000	30000.	104	38818	No
242	GOM_NL__2PRFIN20090802_225701_000000702081_00187_38818_5291.N1	02-AUG-2009 22:57:01	Bright	70.000	160	23Gam Per	2.9300	4700.0	140	38818	No
243	GOM_NL__2PRFIN20090802_225843_000000702081_00187_38818_5292.N1	02-AUG-2009 22:58:43	Bright	70.000	35	33Alp Per	1.7950	6250.0	140	38818	No
244	GOM_NL__2PRFIN20090802_230247_000000472081_00187_38818_5293.N1	02-AUG-2009 23:02:47	Bright	46.500	149	45Eps Per	2.8880	30000.	93	38818	No
245	GOM_NL__2PRFIN20090802_230557_000000562081_00187_38818_5294.N1	02-AUG-2009 23:05:57	Twilight	56.000	150	44Zet Per	2.8900	28000.	112	38818	No
246	GOM_NL__2PRFIN20090802_231053_000000592081_00187_38818_5295.N1	02-AUG-2009 23:10:53	Dark	58.500	13	87Alp Tau	0.86700	3800.0	117	38818	No
247	GOM_NL__2PRFIN20090802_232207_000000562081_00187_38818_5296.N1	02-AUG-2009 23:22:07	Dark	56.000	165	34Gam Eri	2.9500	3200.0	112	38818	No
248	GOM_NL__2PRFIN20090802_233132_000000462081_00188_38819_5288.N1	02-AUG-2009 23:31:32	Dark	45.500	157	The1Eri	2.9060	9300.0	91	38819	No
249	GOM_NL__2PRFIN20090802_234151_000000562081_00188_38819_5289.N1	02-AUG-2009 23:41:51	Straylight	55.500	84	Alp Phe	2.3970	4500.0	111	38819	No
250	GOM_NL__2PRFIN20090802_234554_000000622081_00188_38819_5290.N1	02-AUG-2009 23:45:54	Straylight	61.500	63	Bet Gru	2.1500	2800.0	123	38819	No
251	GOM_NL__2PRFIN20090802_235040_000000462081_00188_38819_5291.N1	02-AUG-2009 23:50:40	Twilight	46.000	18	24Alp PsA	1.1660	9700.0	92	38819	No
252	GOM_NL__2PRFIN20090802_235741_000000512081_00188_38819_5292.N1	02-AUG-2009 23:57:41	Bright	51.000	142	49Del Cap	2.8500	8900.0	102	38819	No

3. Quality information per product

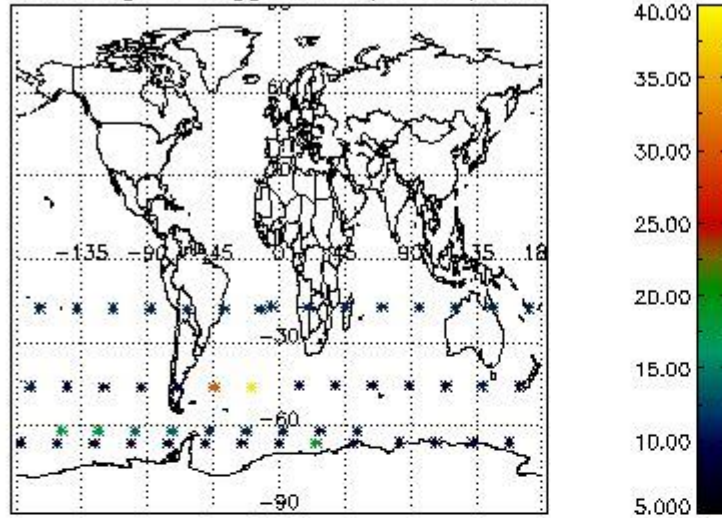
In this section it is plotted some information contained in the Quality Summary data set of the level 2 products. Only products in dark limb conditions and without errors (error flag in the MPH set to "0") are used.

3.1 Plot quality information per product (time dependant)

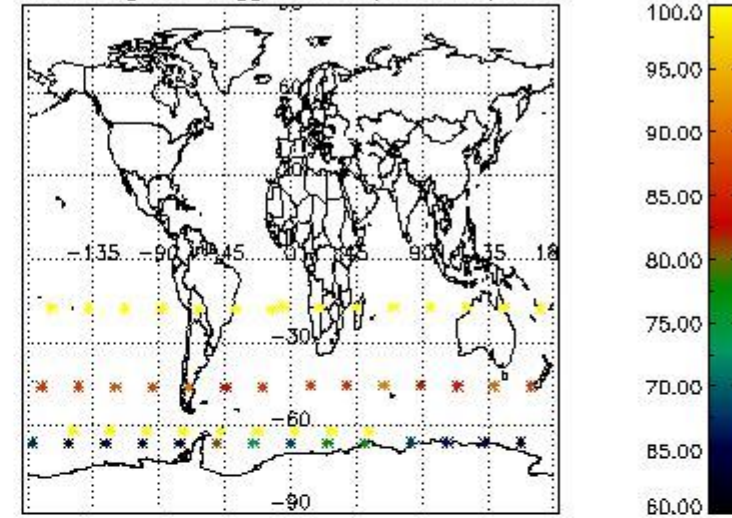


3.2 Plot quality information per product (world map)

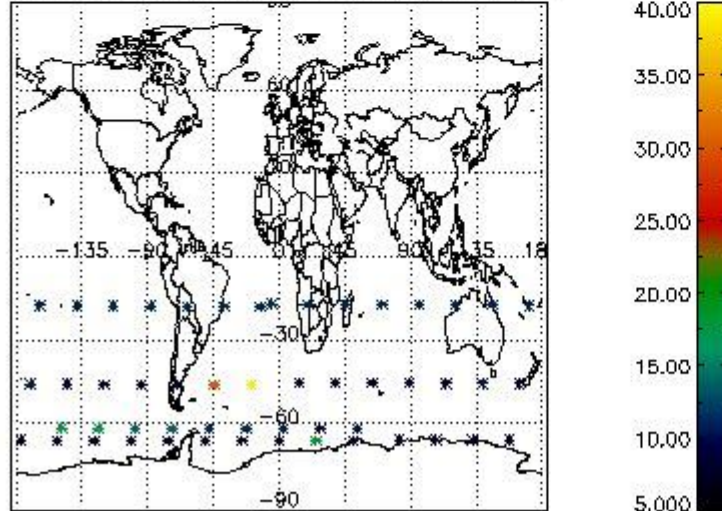
Percentage of flagged data per O3 profile



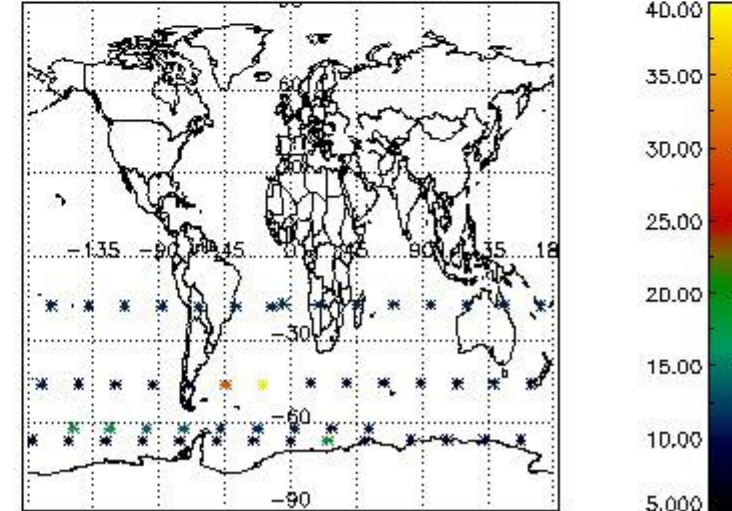
Percentage of flagged data per H2O profile



Percentage of flagged data per NO2 profile



Percentage of flagged data per NO3 profile

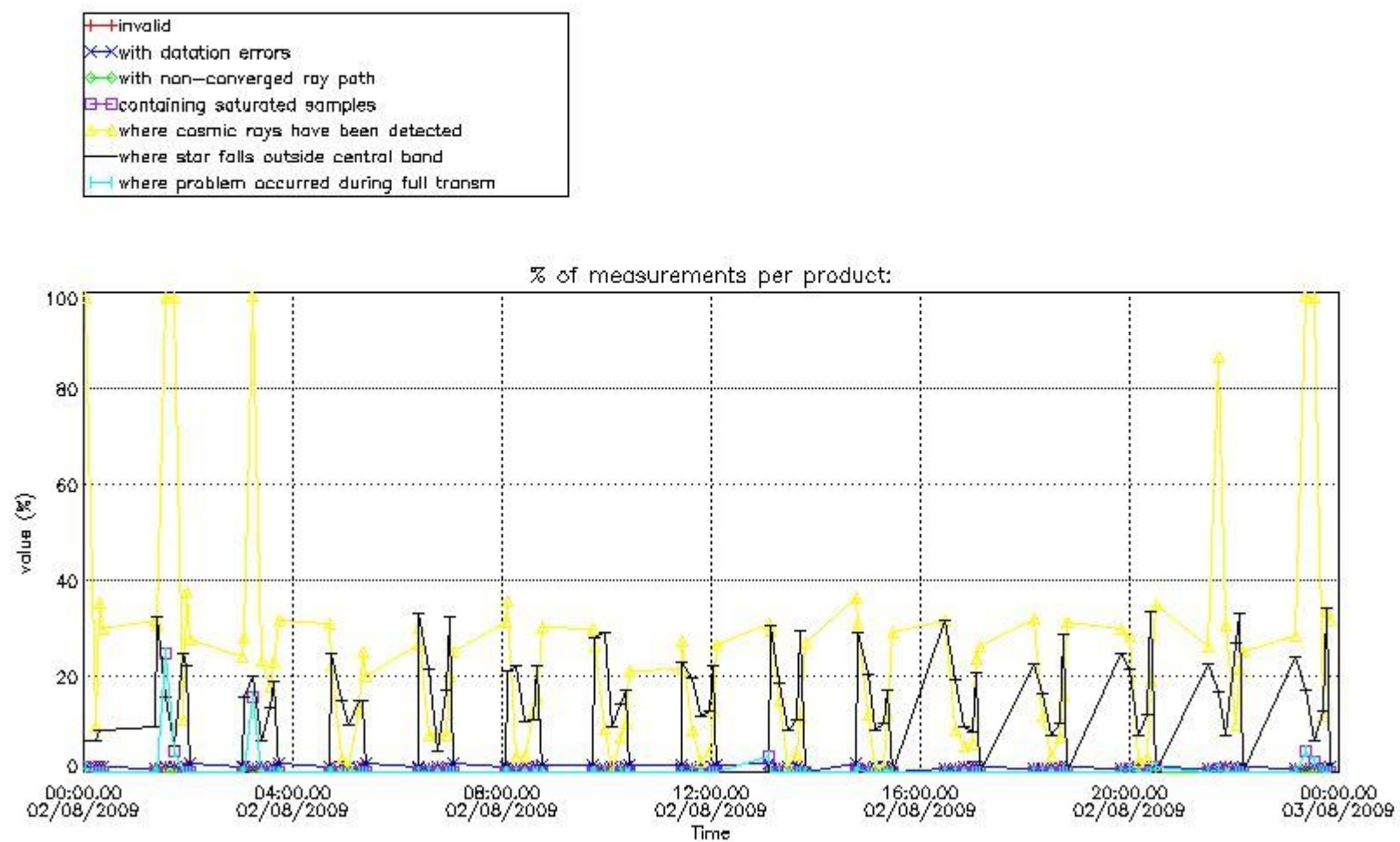


4. Level 1 quality information per product

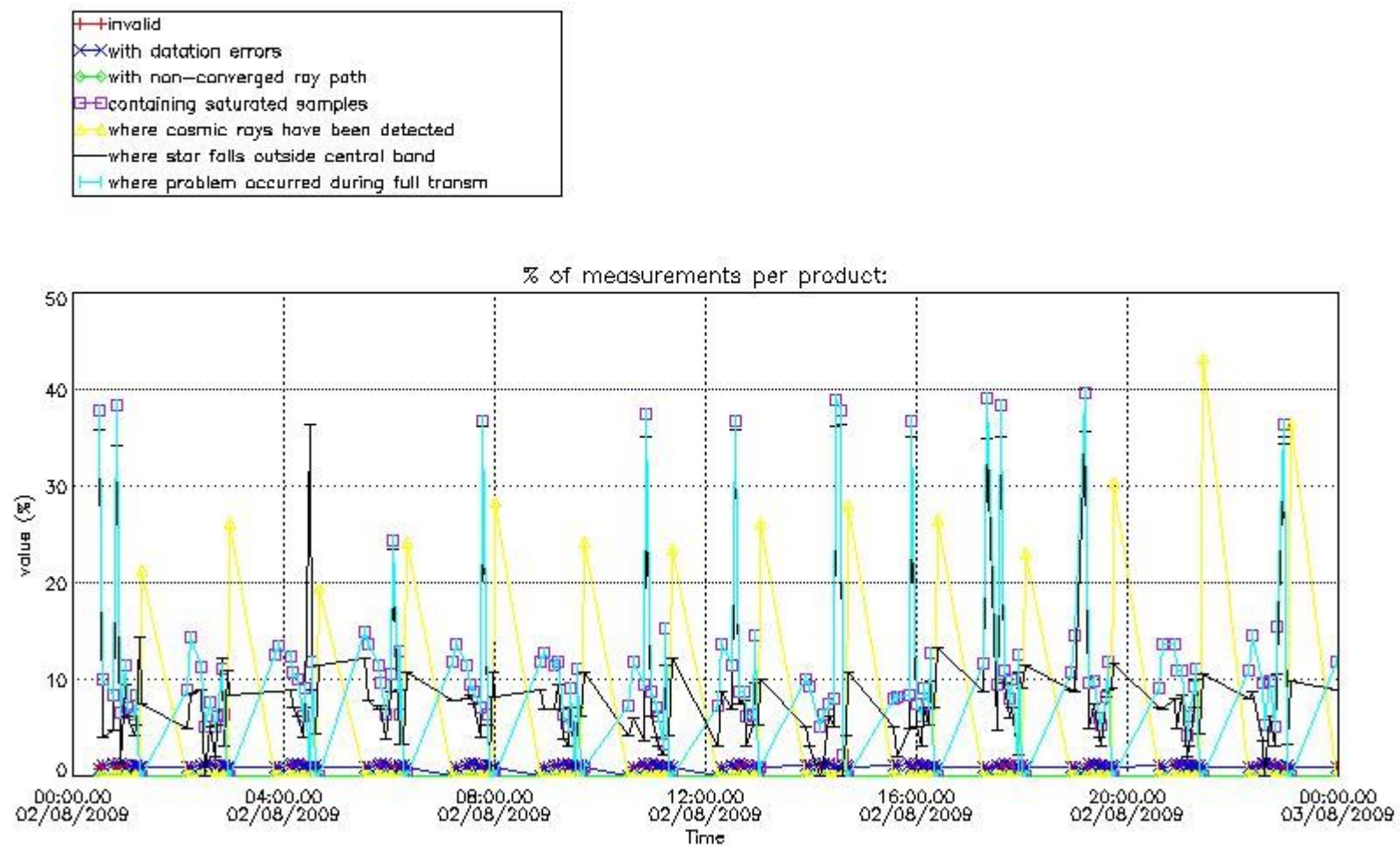
In this section it is plotted some information contained in the Quality Summary data set of the level 2 products that comes from the level 1b processing. Products without errors (error flag in the MPH set to "0") are used.

4.1 Plot quality information per product (time dependant) coming from level 1b processing

4.1.1 Plot level 1 quality information per product (time dependant): ENVISAT ASCENDING passes



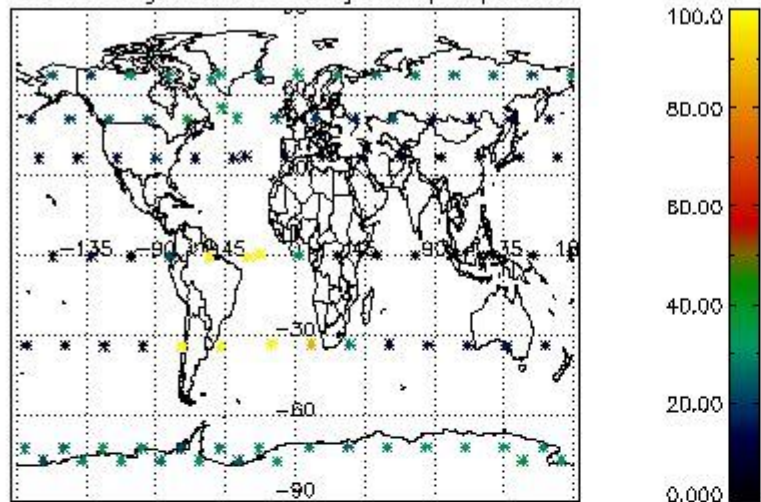
4.1.2 Plot level 1 quality information per product (time dependant): ENVI SAT DESCENDING passes



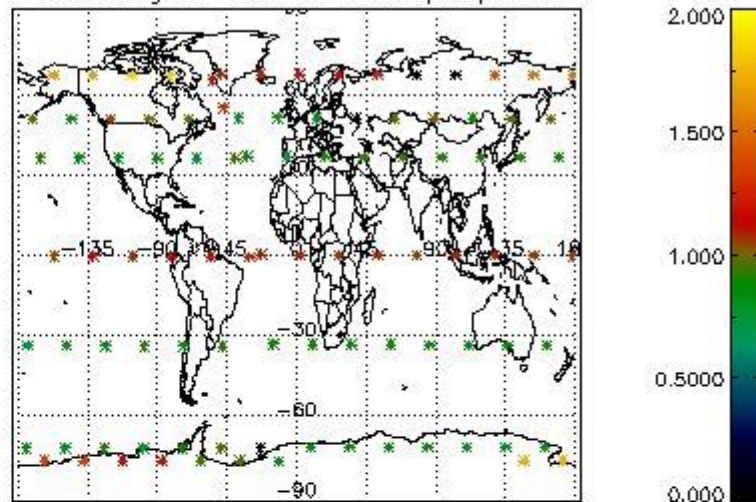
4.2 Plot quality information per product coming from level 1b processing (world map)

4.2.1 Plot level 1 quality information per product (world map): ENVISAT ASCENDING passes

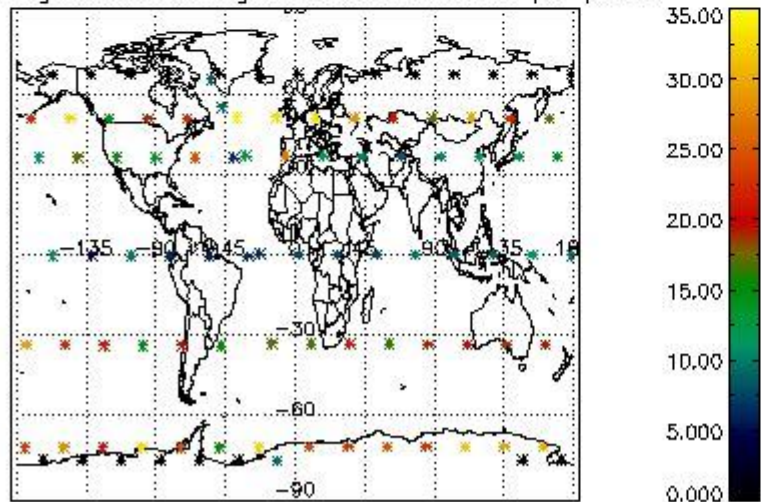
Percentage of cosmic ray hits per profile



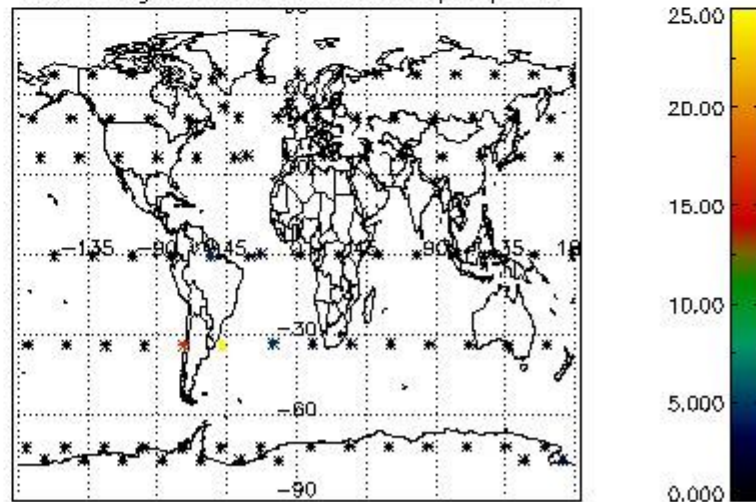
Percentage of datation errors per profile



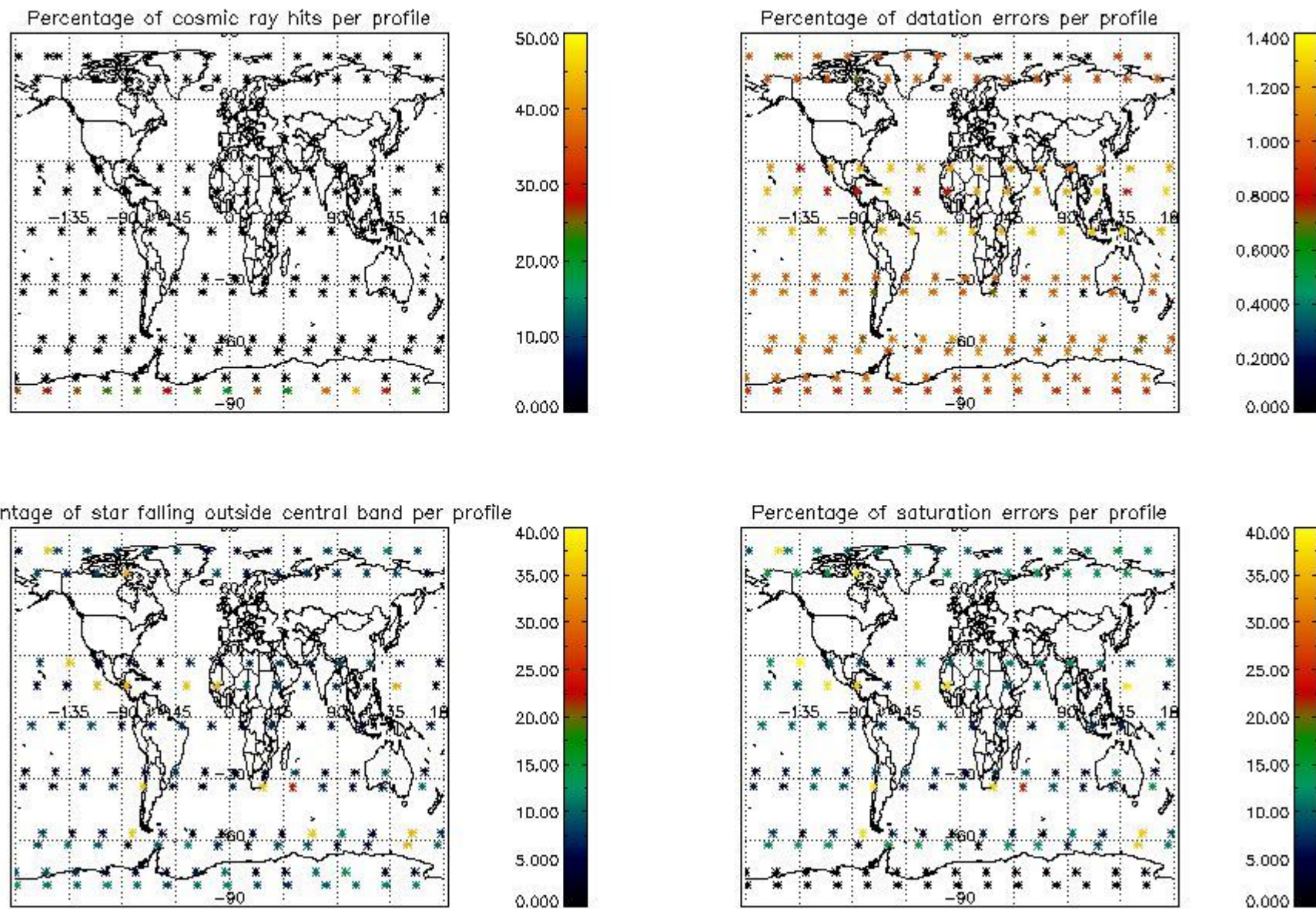
Percentage of star falling outside central band per profile



Percentage of saturation errors per profile



4.2.2 Plot level 1 quality information per product (world map): ENVISAT DESCENDING passes



5. Trace gas profiles

5.1 Ozone statistics based on quality of products

The final quality of the products can be "measured" using the STD (Standard Deviation) attached to every point profile. This information is written to the parameter GOM_NL__2P/NL_LOCAL_SPECIES_DENSITY/o3_std of the level 2 products. The table below shows the statistics for given STD ranges.

The statistics are given with respect to the overall valid production:

- Products without fatal errors: GOM_NL__2P/MPH/PRODUCT_ERR=0
- Valid point profile: GOM_NL__2P/NL_LOCAL_SPECIES_DENSITY/pcd(0)=0

The 'Criteria' is applied to valid points of dark limb products:

- Products in dark limb illumination condition: GOM_NL__2P/NL_SUMMARY_QUALITY/obs_ill_cond=0
- Products without fatal errors: GOM_NL__2P/MPH/PRODUCT_ERR=0
- Valid point profile: GOM_NL__2P/NL_LOCAL_SPECIES_DENSITY/pcd(0)=0

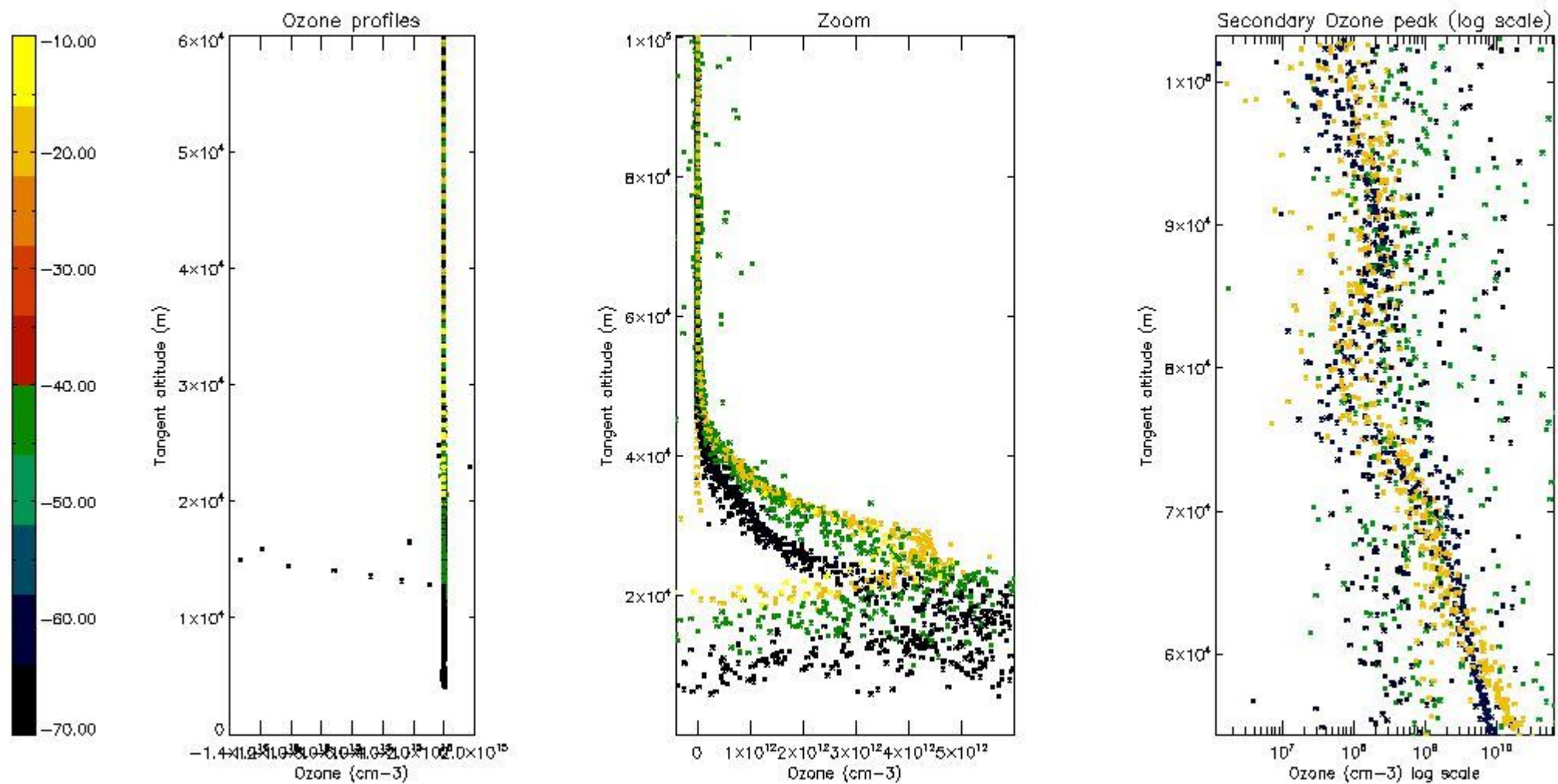
So, the table below shows the percentage of dark limb and valid observations for each criteria with respect to the overall valid daily observations.

Criteria	% of total production
All STD	22
STD < 20	7

STD < 10	3
STD < 5	1

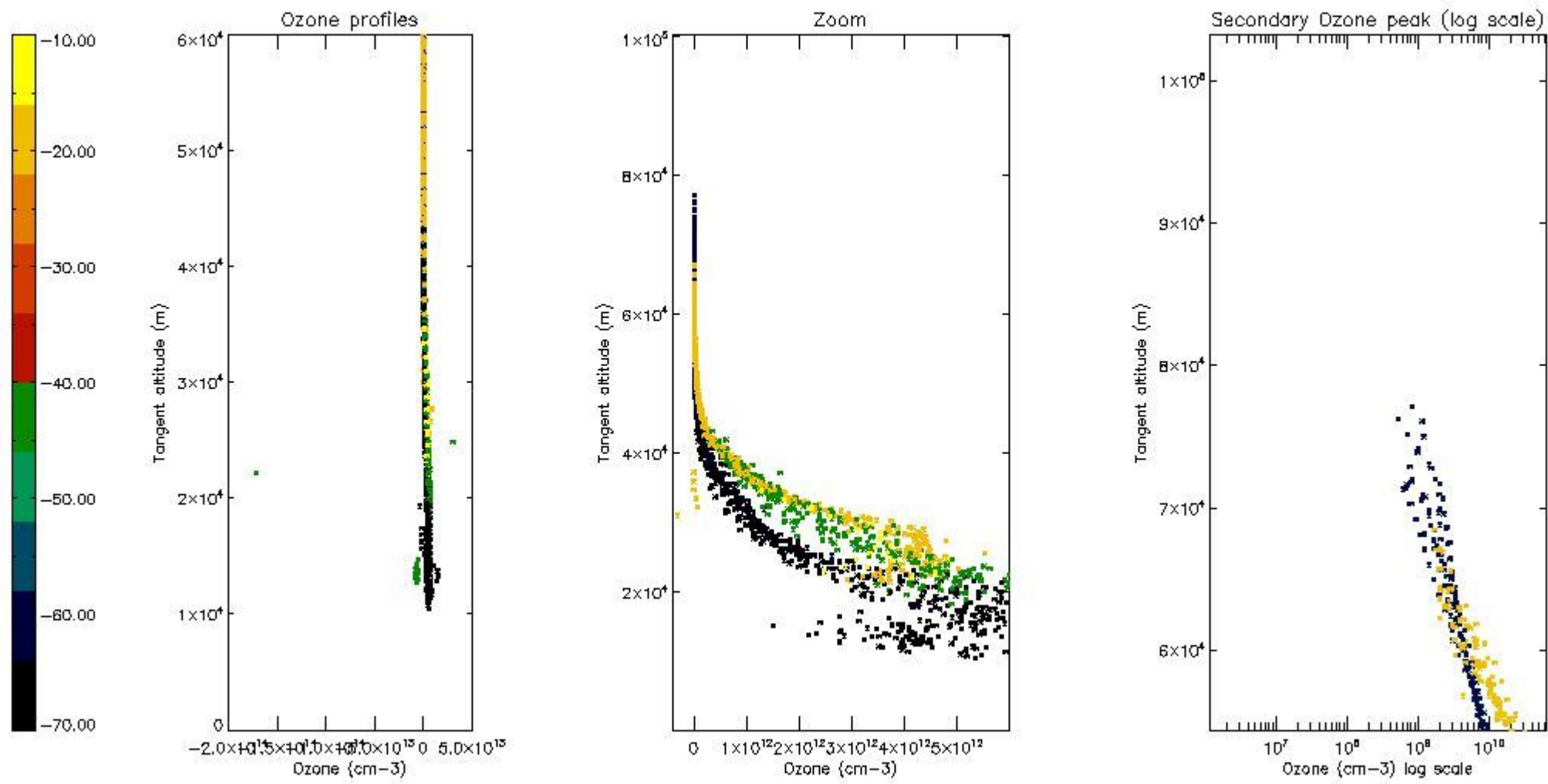
5.2 Plot ozone profiles for all STD (dark without errors)

The colorbar represents the latitude.



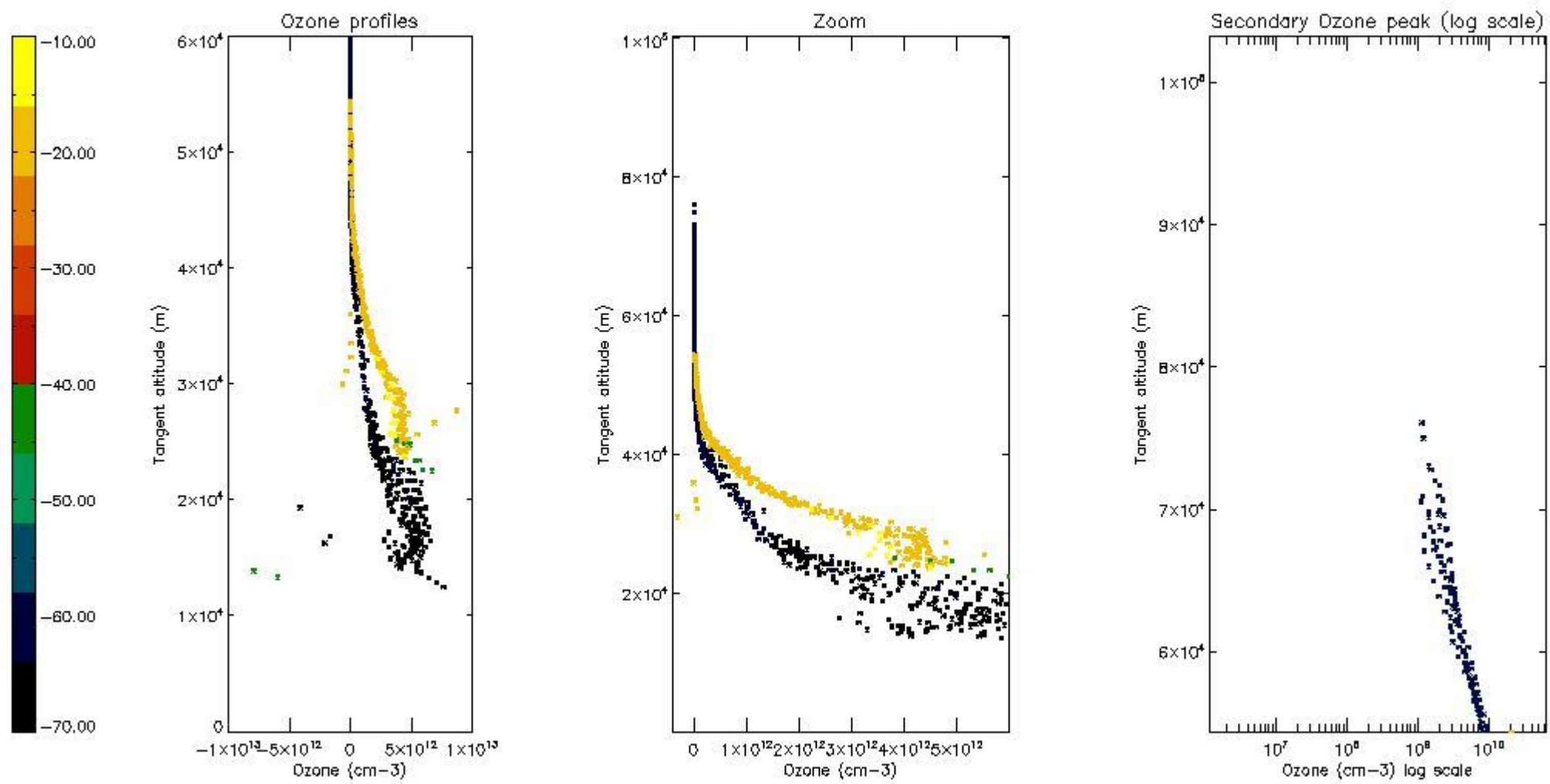
5.3 Plot ozone profiles where STD < 20% (dark without errors)

The colorbar represents the latitude.



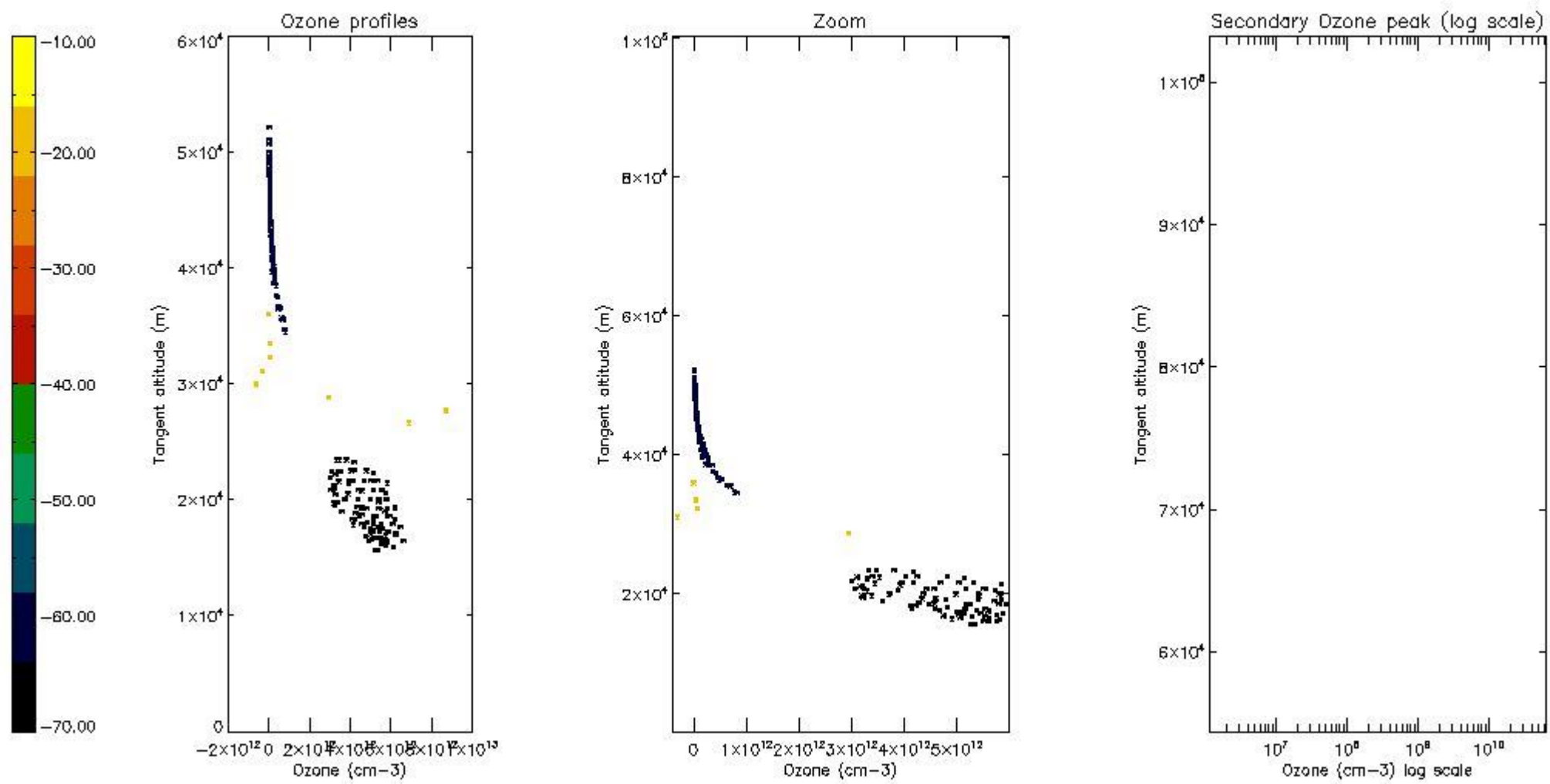
5.4 Plot ozone profiles where $STD < 10\%$ (dark without errors)

The colorbar represents the latitude.



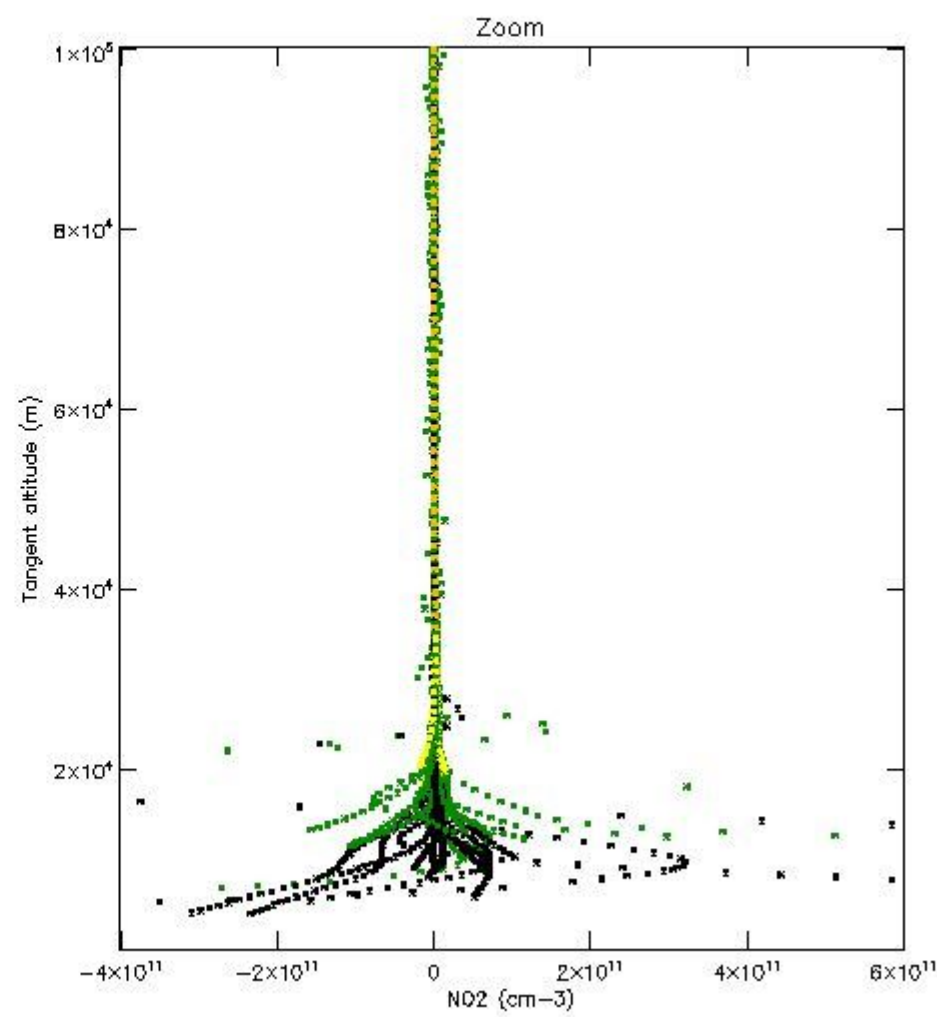
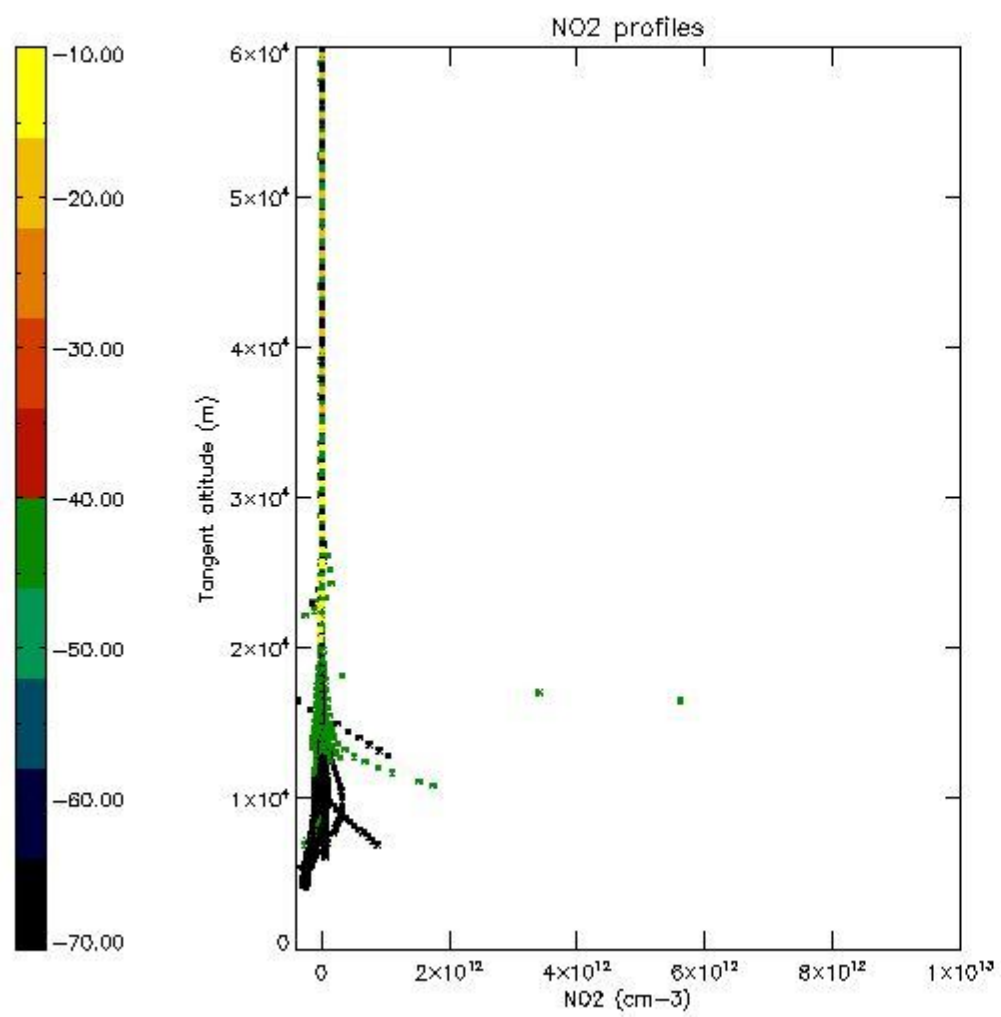
5.5 Plot ozone profiles where $STD < 5\%$ (dark without errors)

The colorbar represents the latitude.



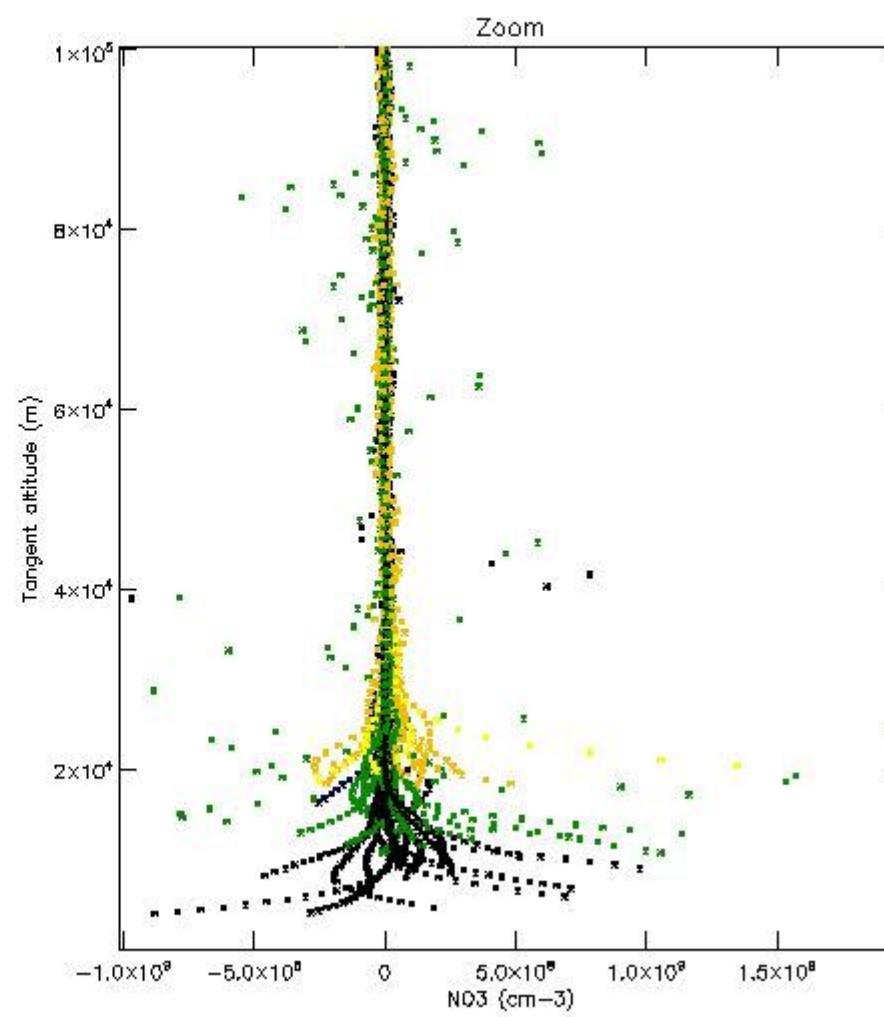
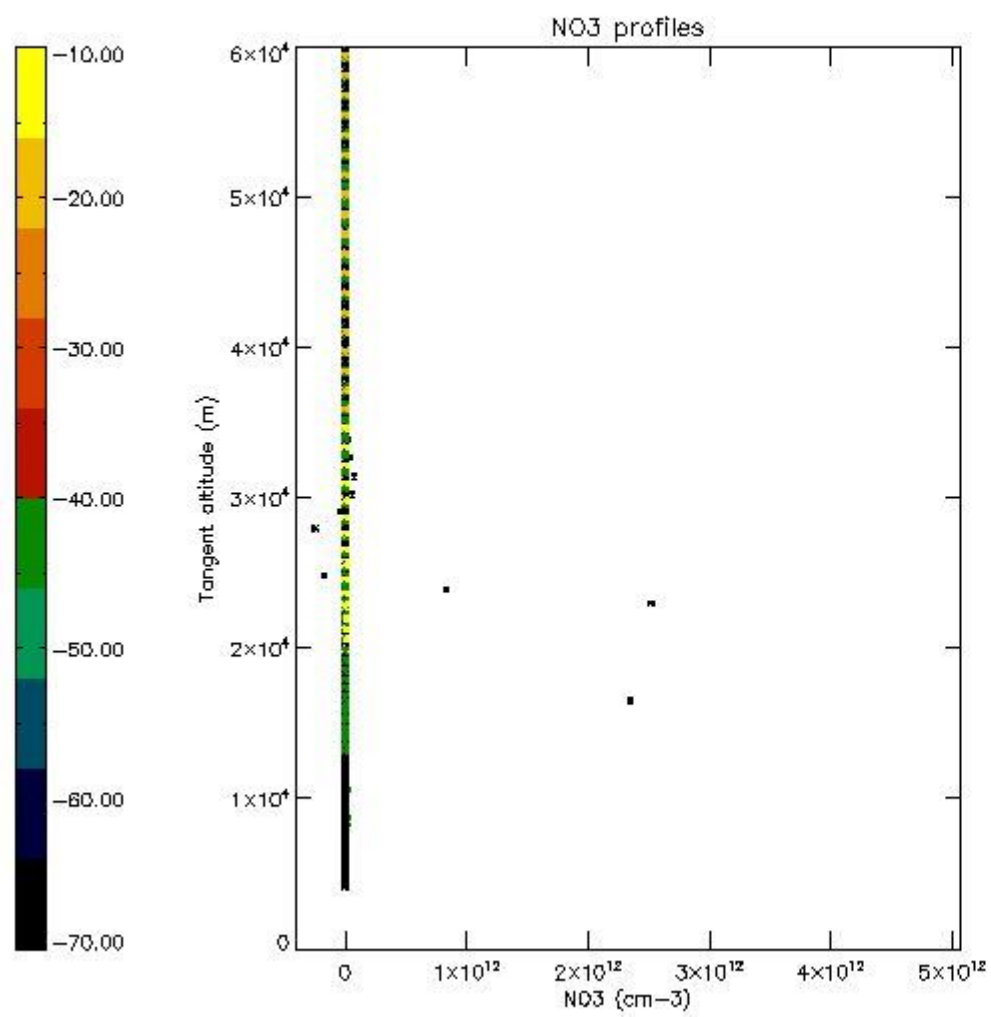
5.6 Plot NO₂ profiles for all STD (dark without errors)

The colorbar represents the latitude.



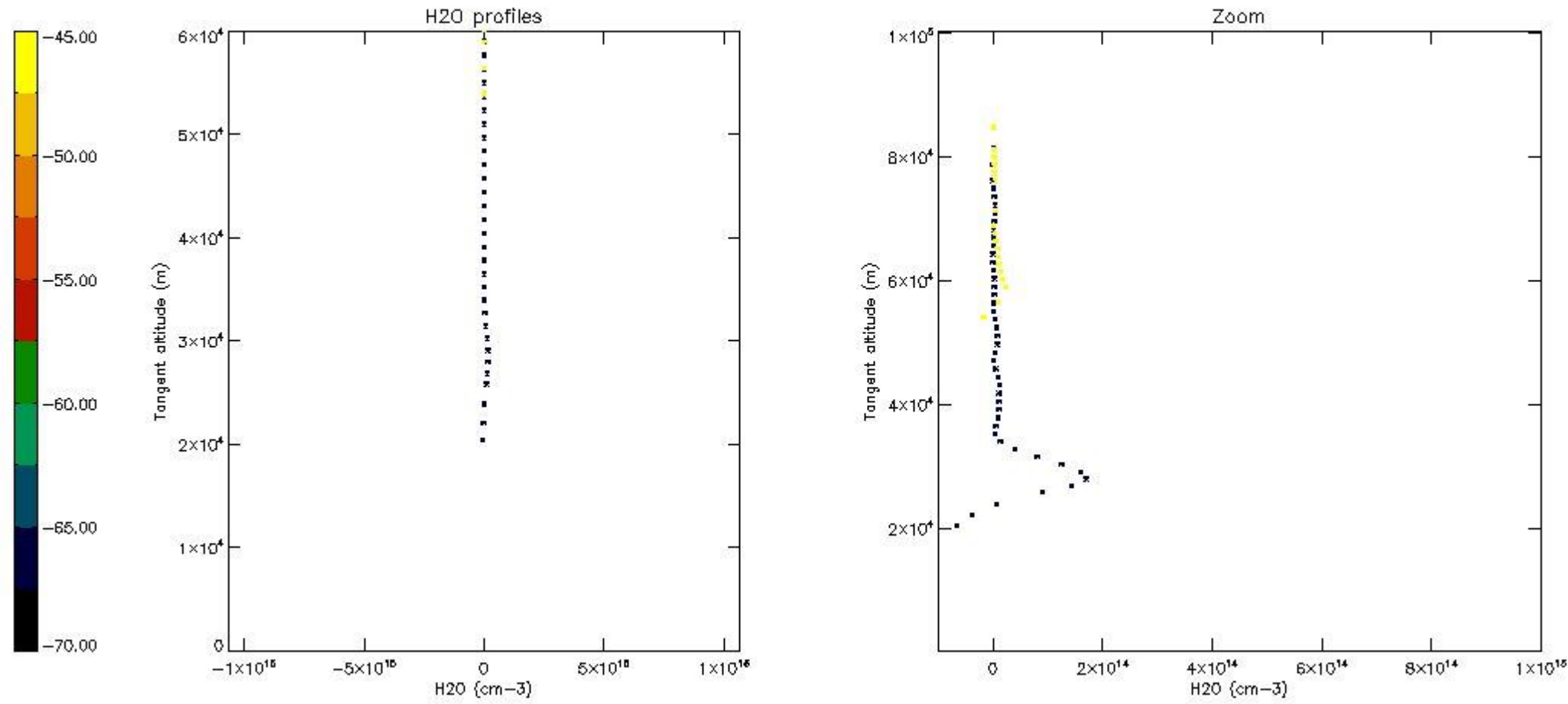
5.7 Plot NO3 profiles for all STD (dark without errors)

The colorbar represents the latitude.



5.8 Plot H2O profiles for all STD (only for occultations of stars 1,2,3,4,13,14,16,26,63 dark without errors)

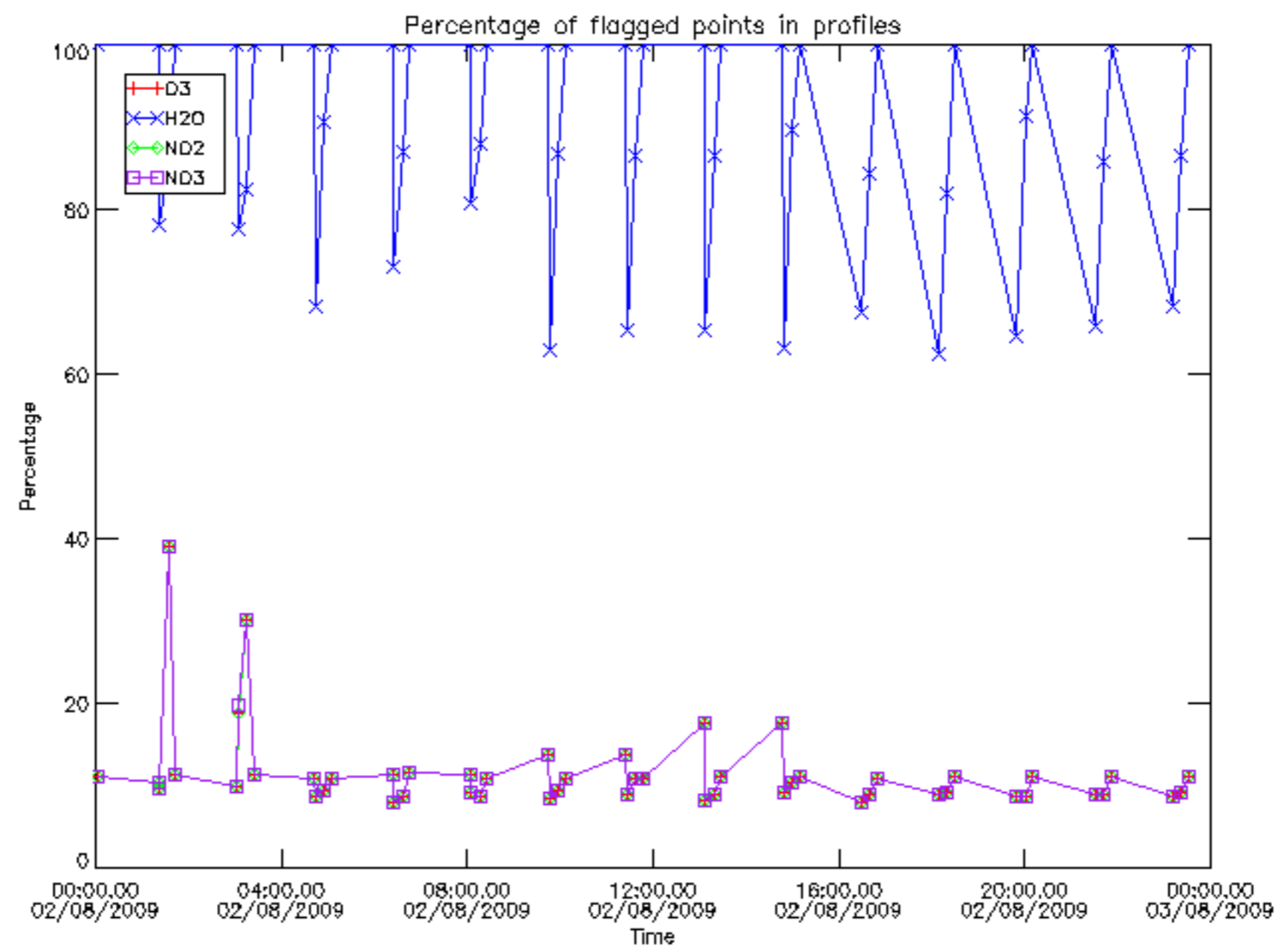
The colorbar represents the latitude.



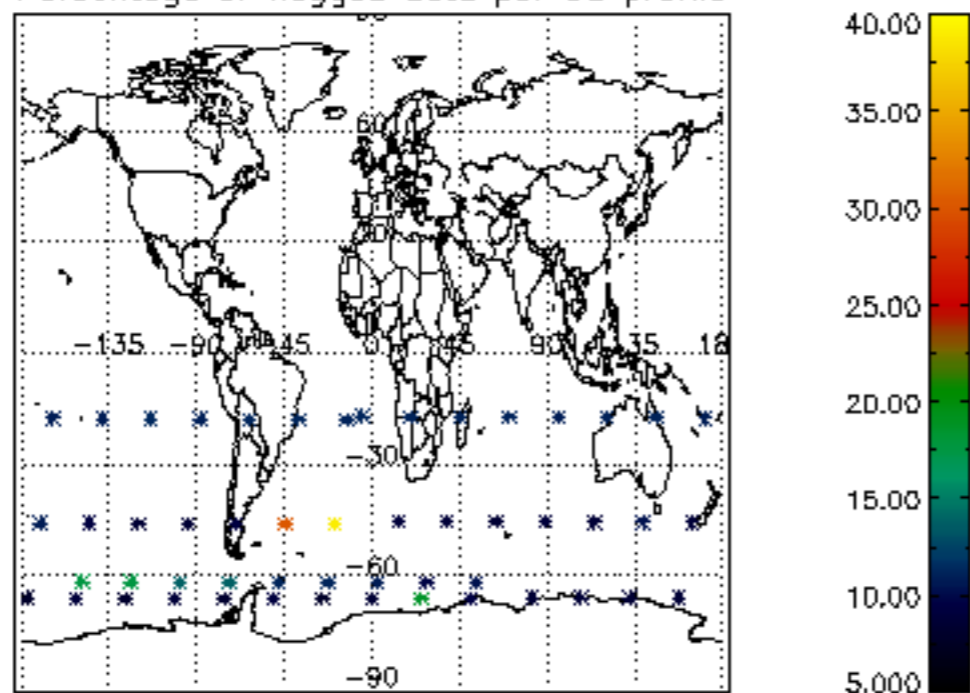
6. Auxiliary Data Files used for the production reported in section 2

The number reported in the third column indicates since which file (see list in section 2) the corresponding auxiliary file has been used. The fourth column is the date of those product files.

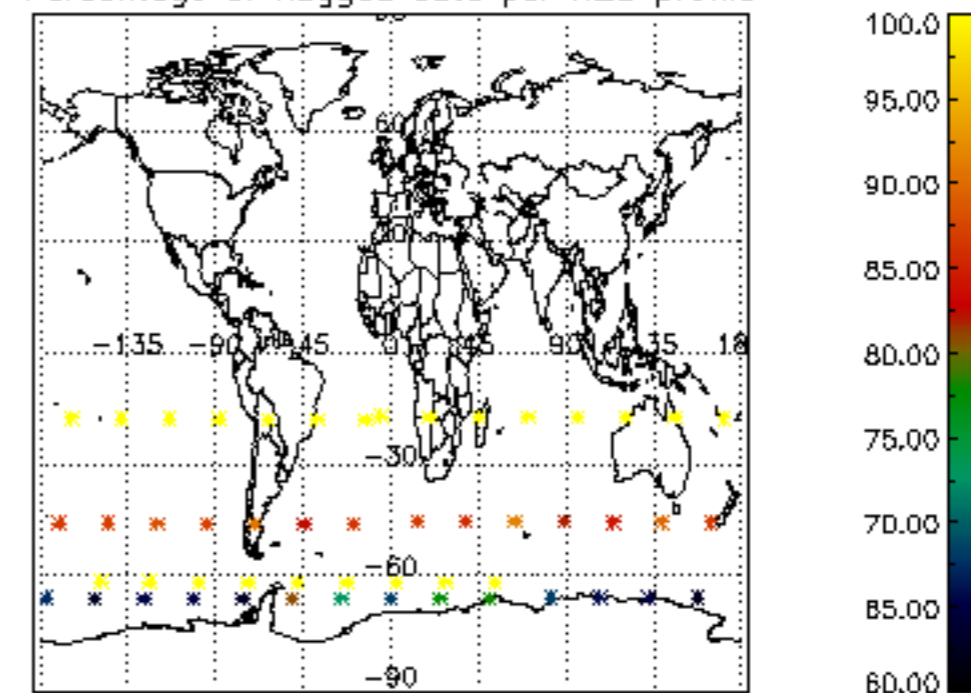
Type	Auxiliary Filename	Used since product	Used since product date
INST_PHYS_CHARACTERISTICS	GOM_INS_AXVIEC20091111_143220_20030716_120000_20500101_000000	1	02-AUG-2009 00:02:55
LEVEL-2_PROC_CONFIG	GOM_PR2_AXVIEC20091111_152718_20020301_000000_20500101_000000	1	02-AUG-2009 00:02:55
CROSS_SECTIONS_FILE	GOM_CRS_AXVIEC20091111_154832_20020301_000000_20500101_000000	1	02-AUG-2009 00:02:55



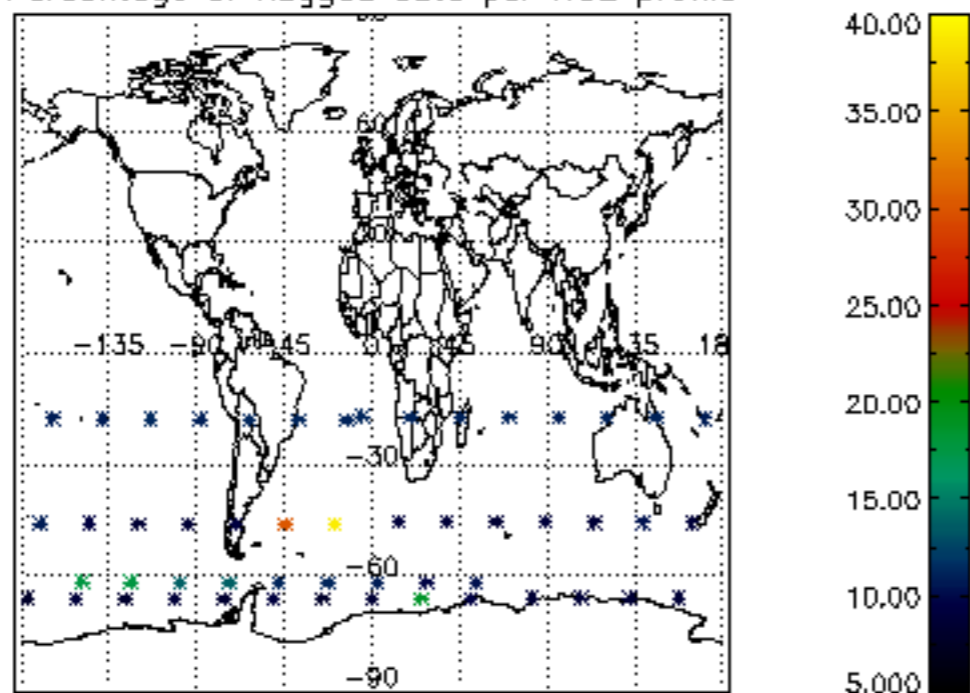
Percentage of flagged data per D3 profile



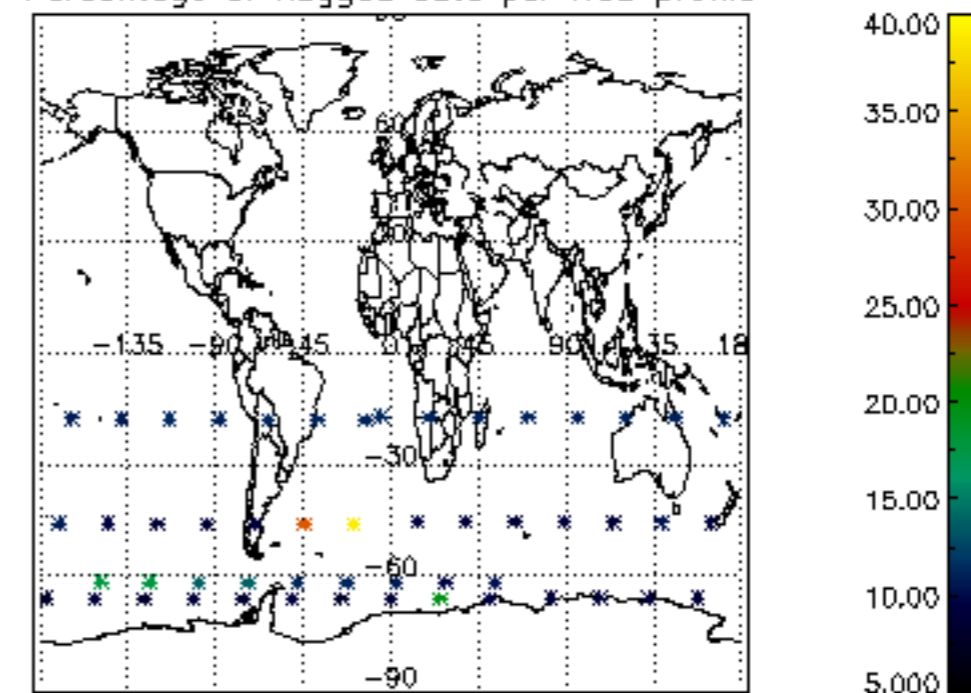
Percentage of flagged data per H2O profile

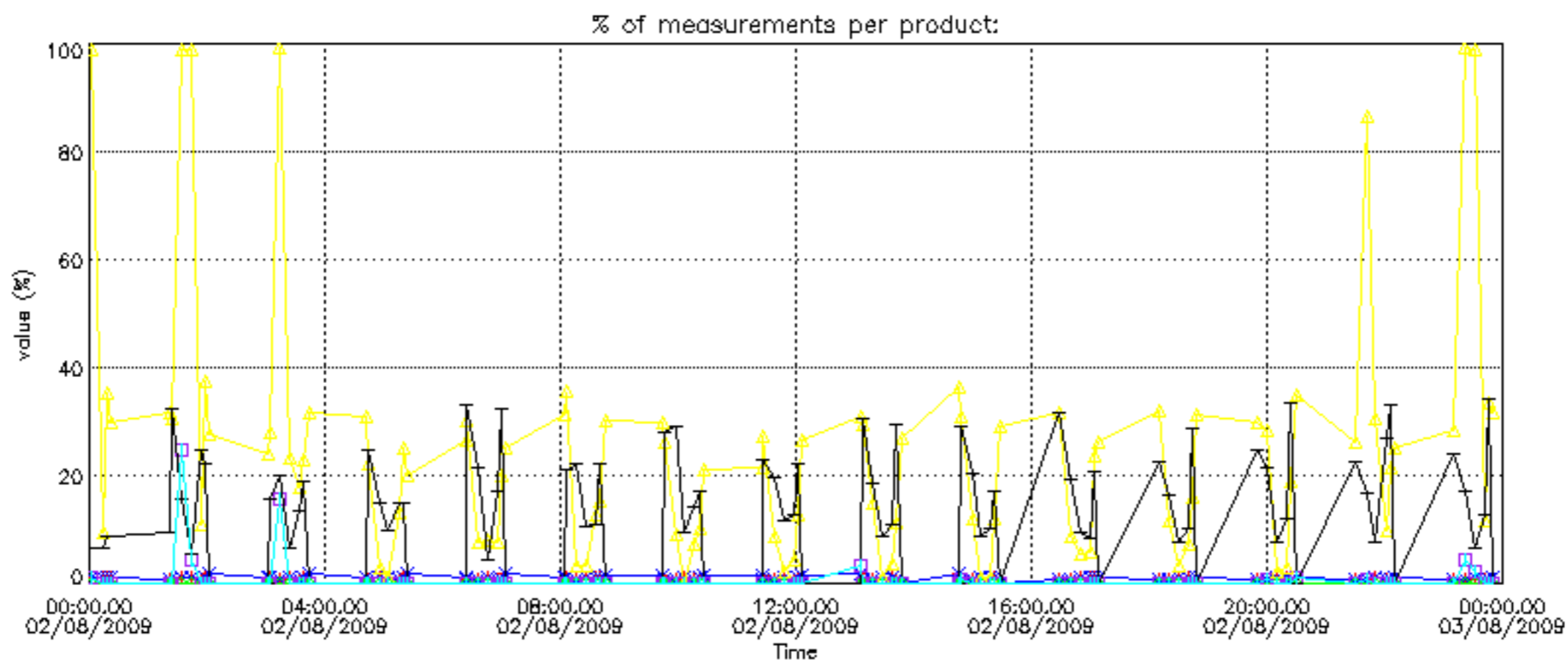


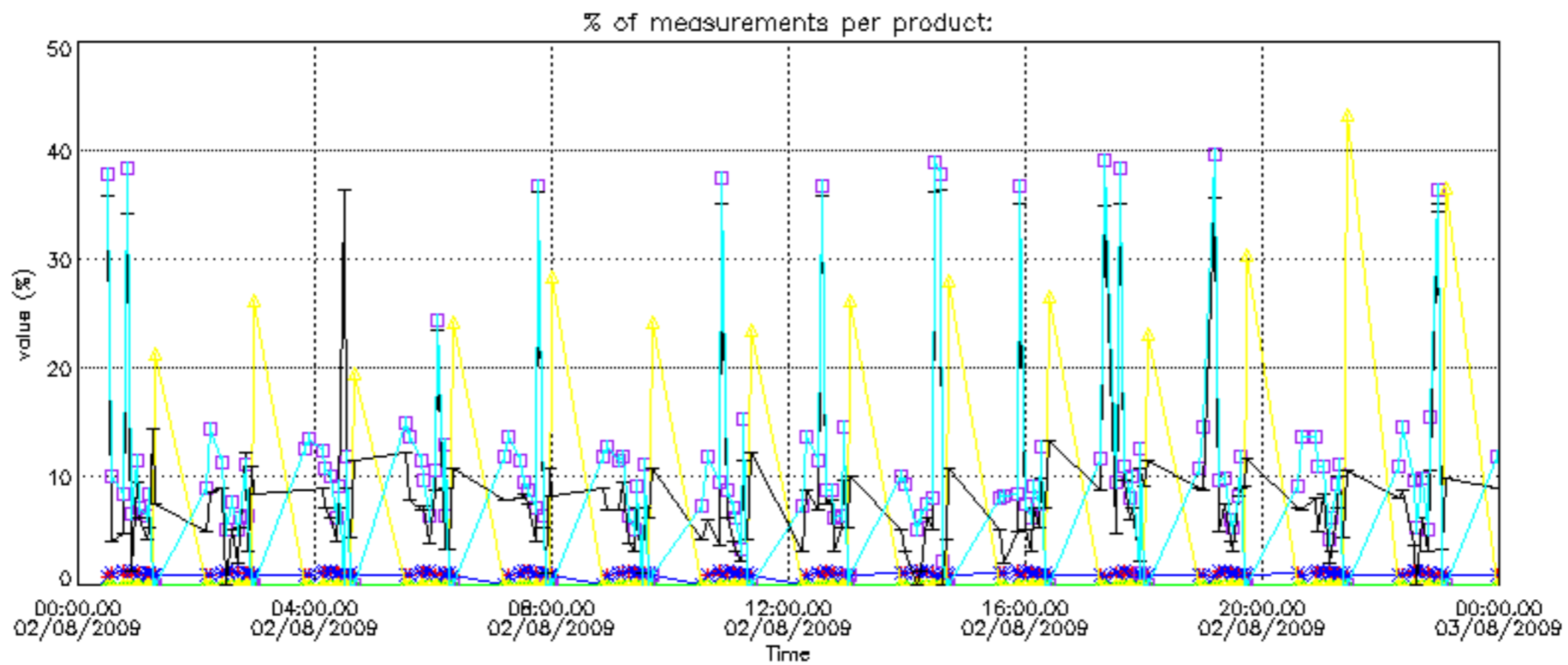
Percentage of flagged data per NO2 profile



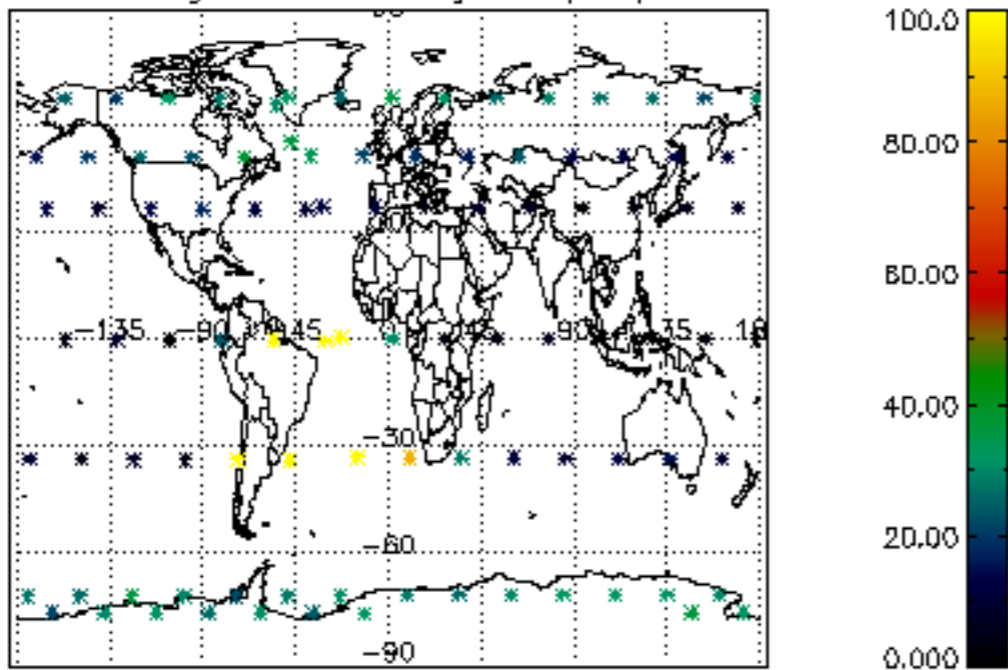
Percentage of flagged data per NO3 profile



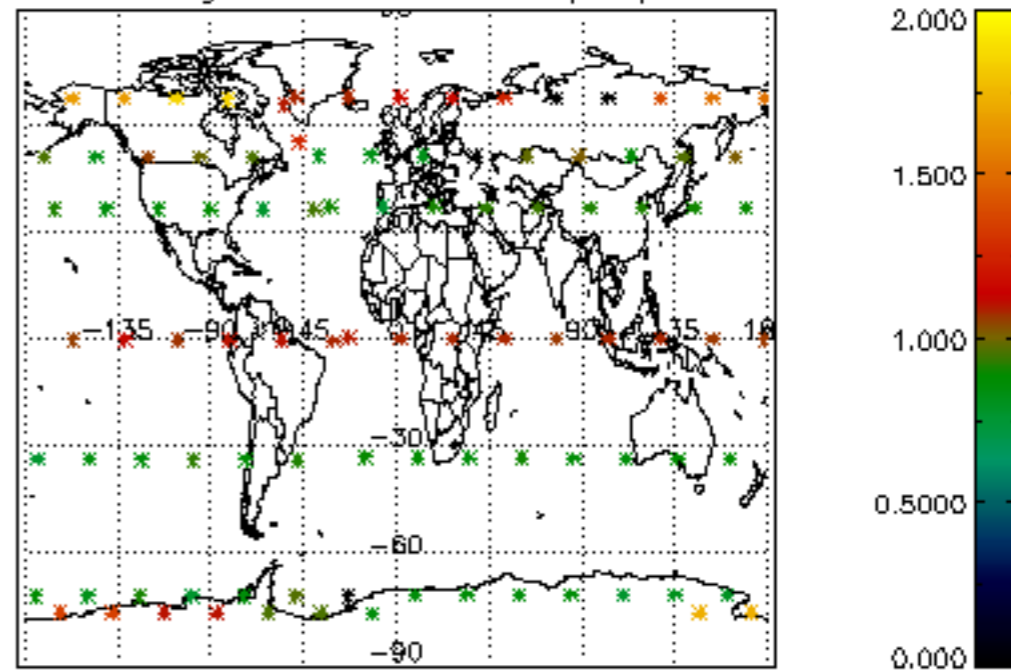




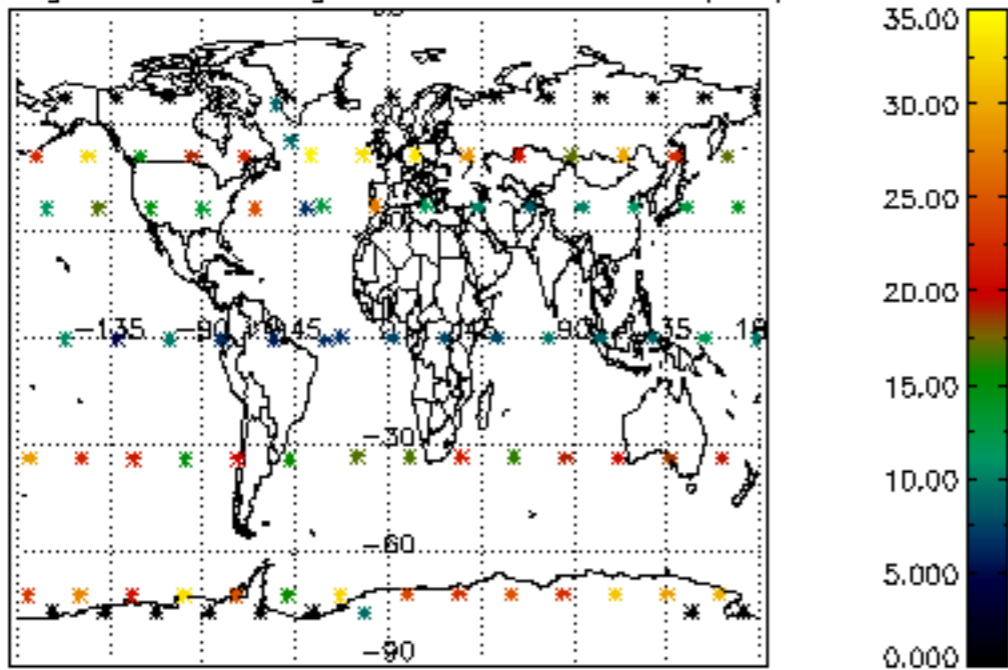
Percentage of cosmic ray hits per profile



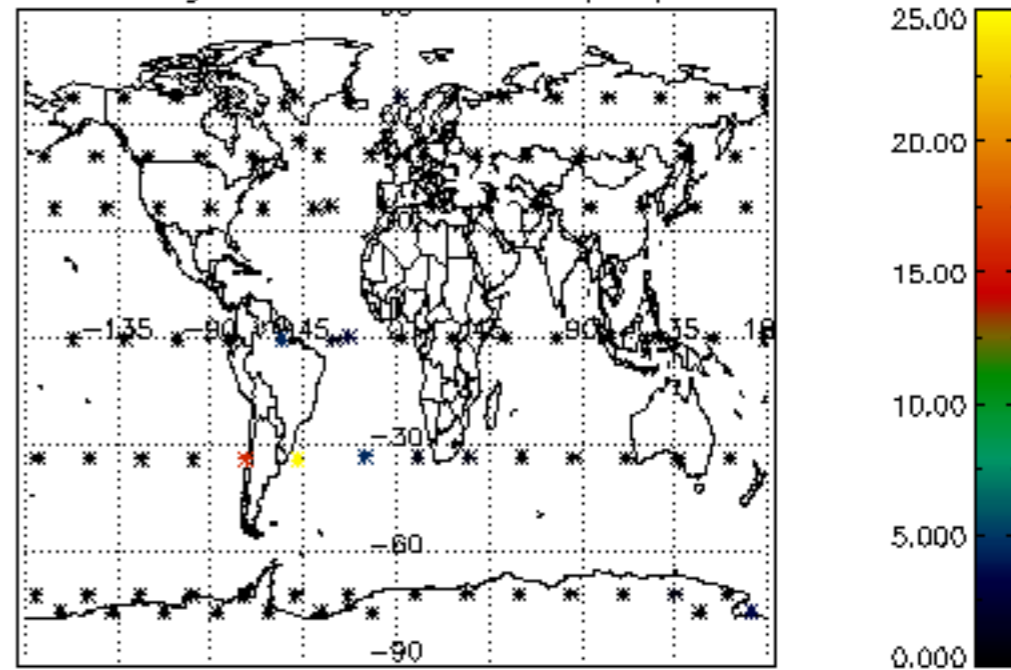
Percentage of datation errors per profile



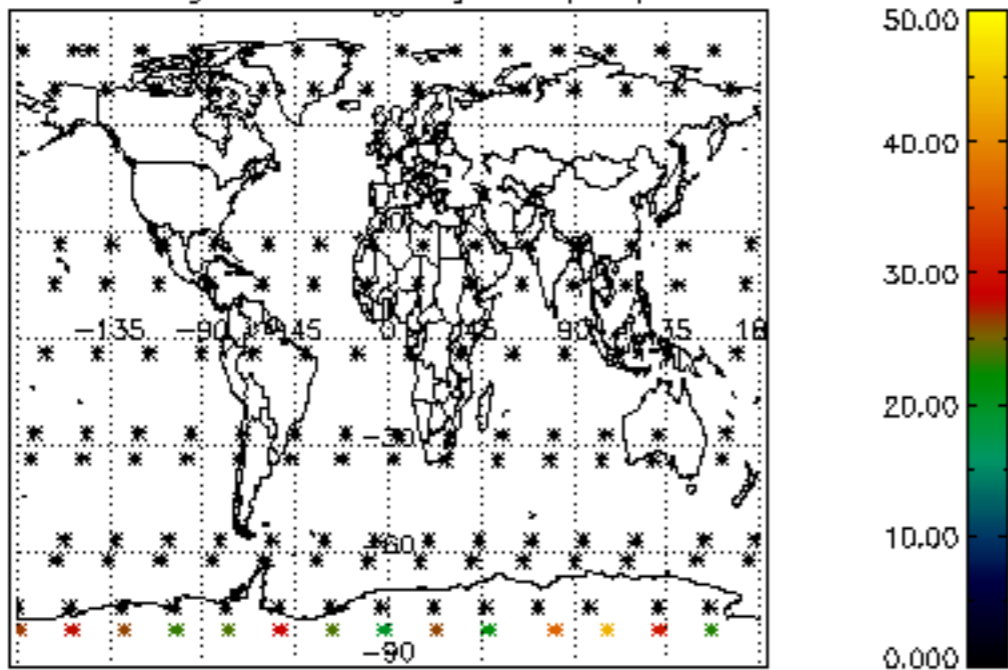
Percentage of star falling outside central band per profile



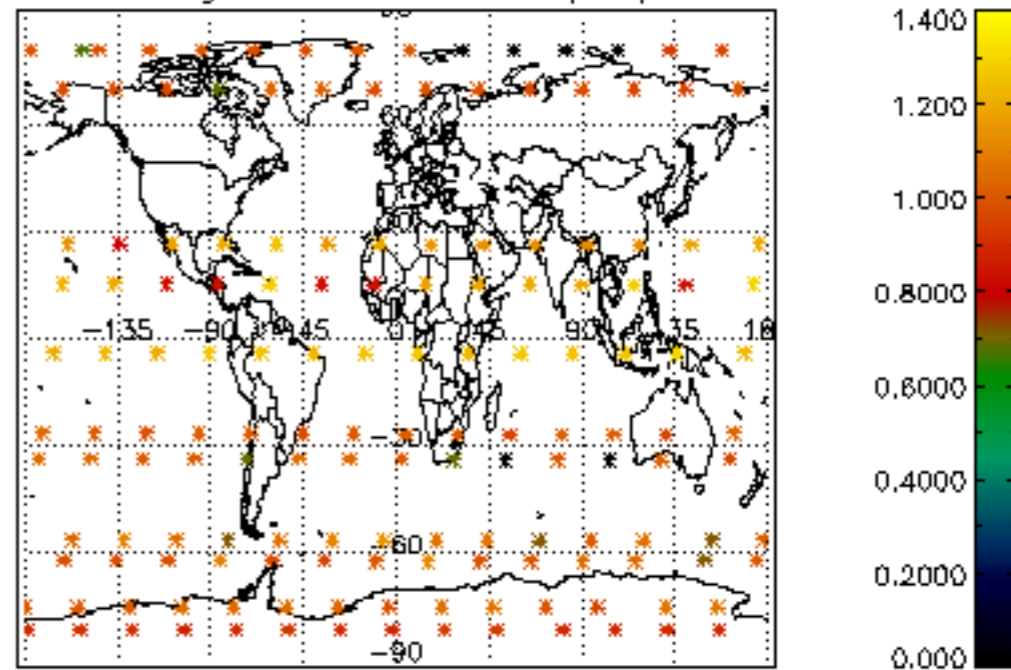
Percentage of saturation errors per profile



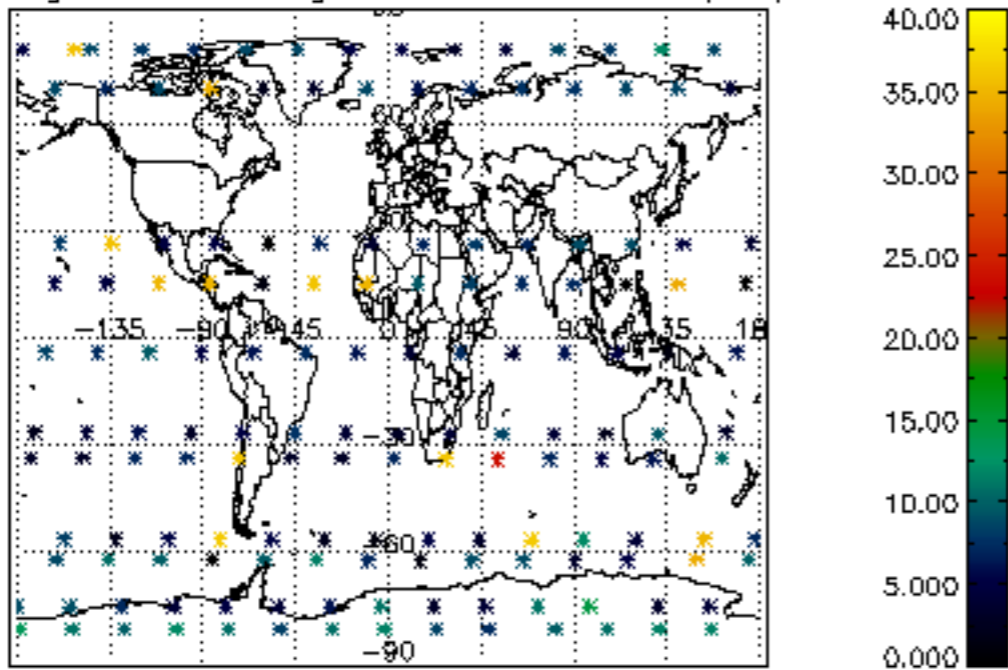
Percentage of cosmic ray hits per profile



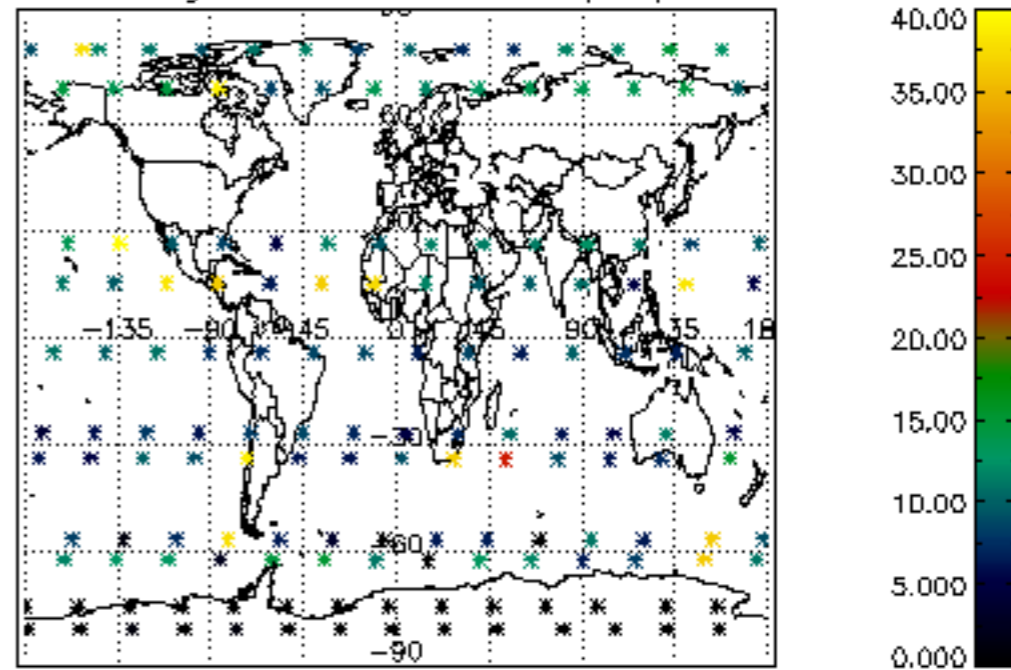
Percentage of datation errors per profile

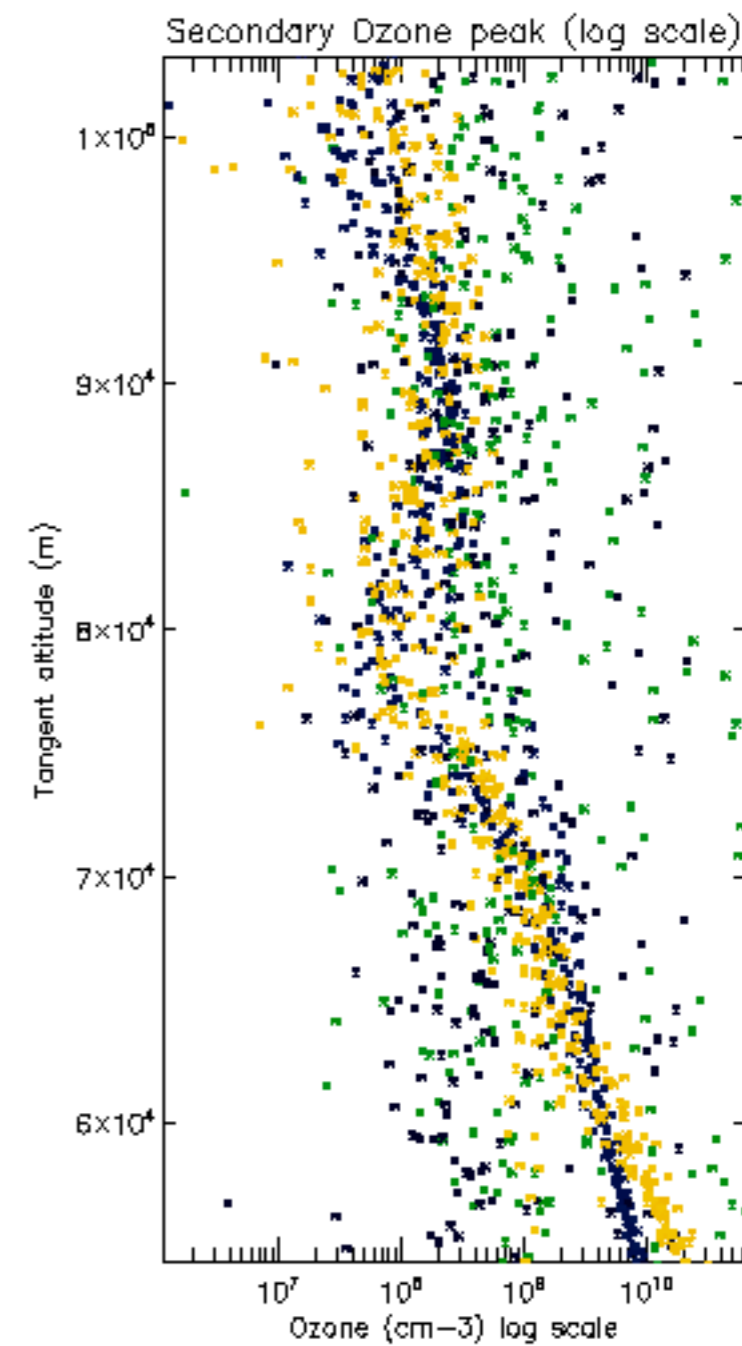
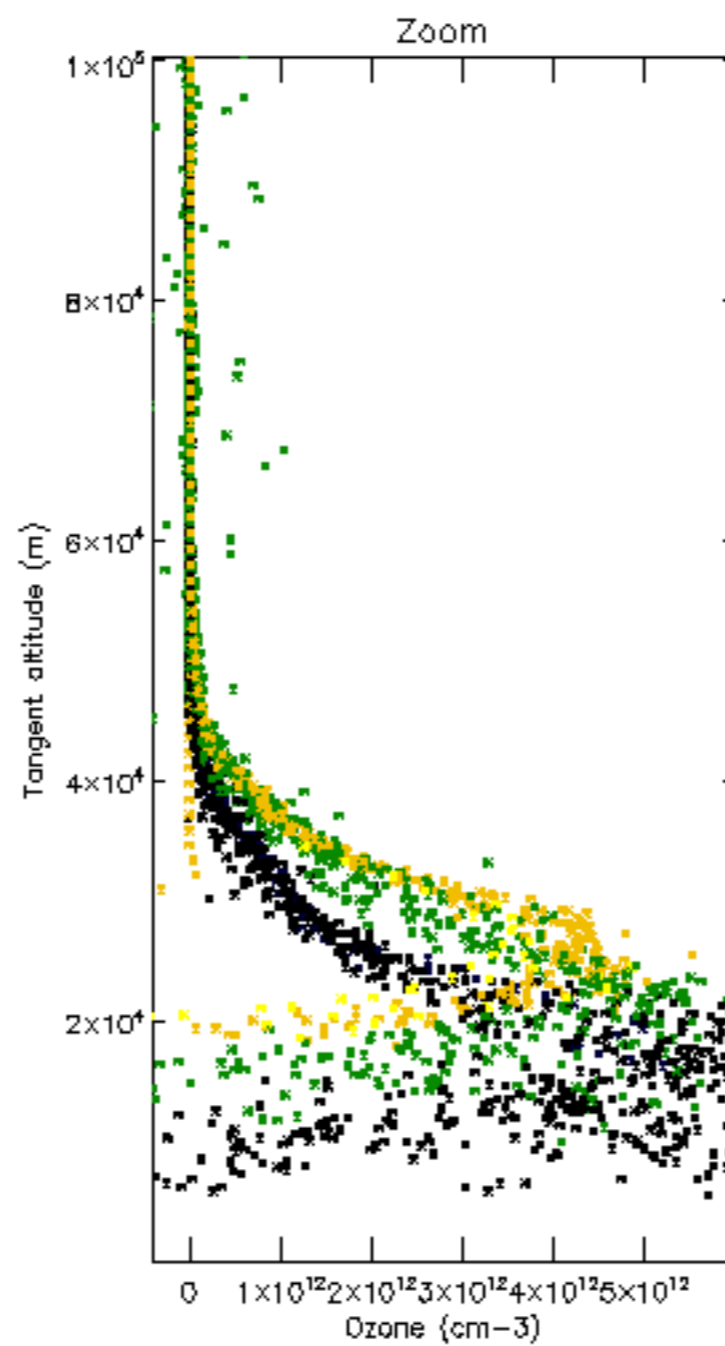
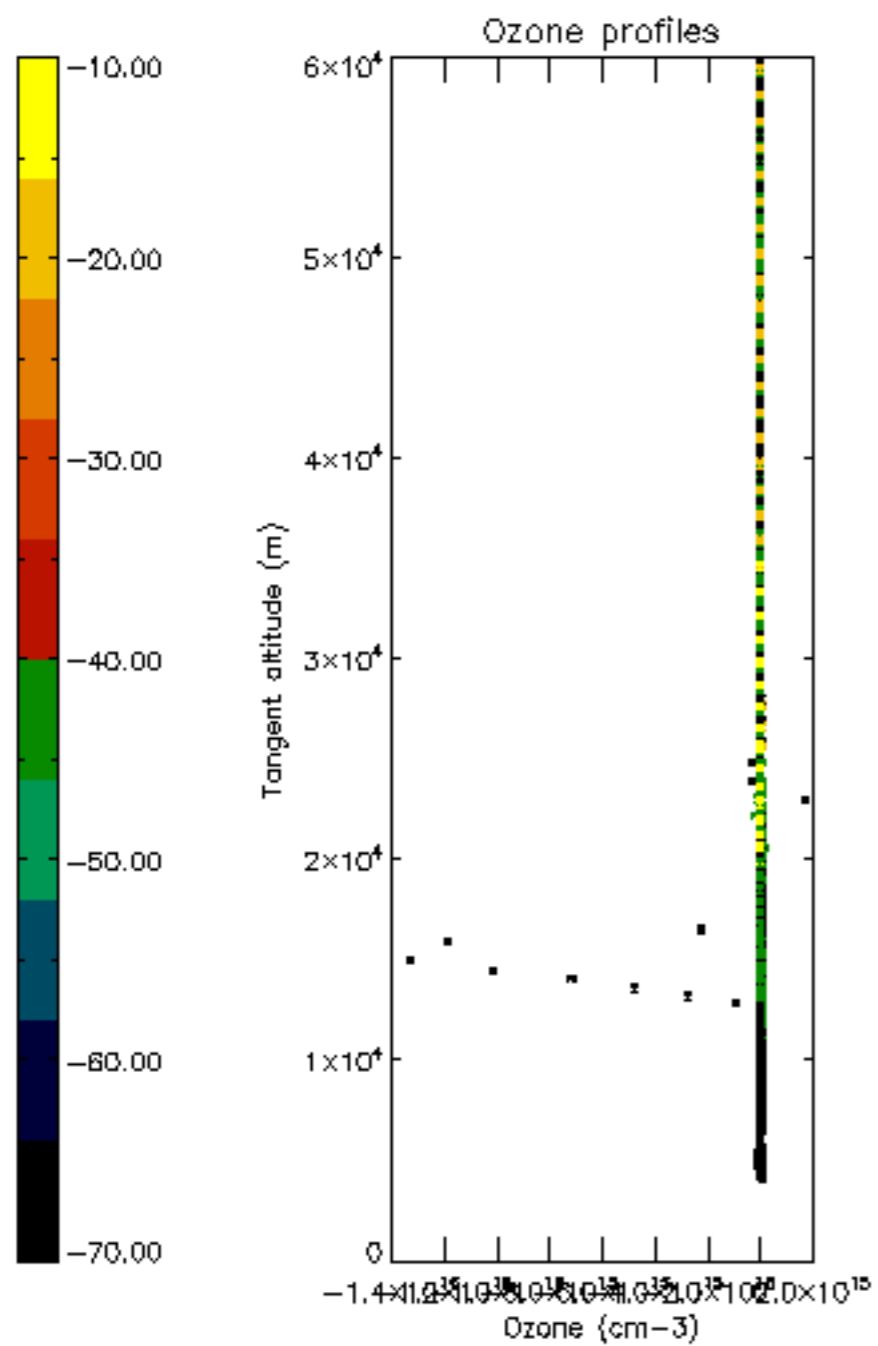


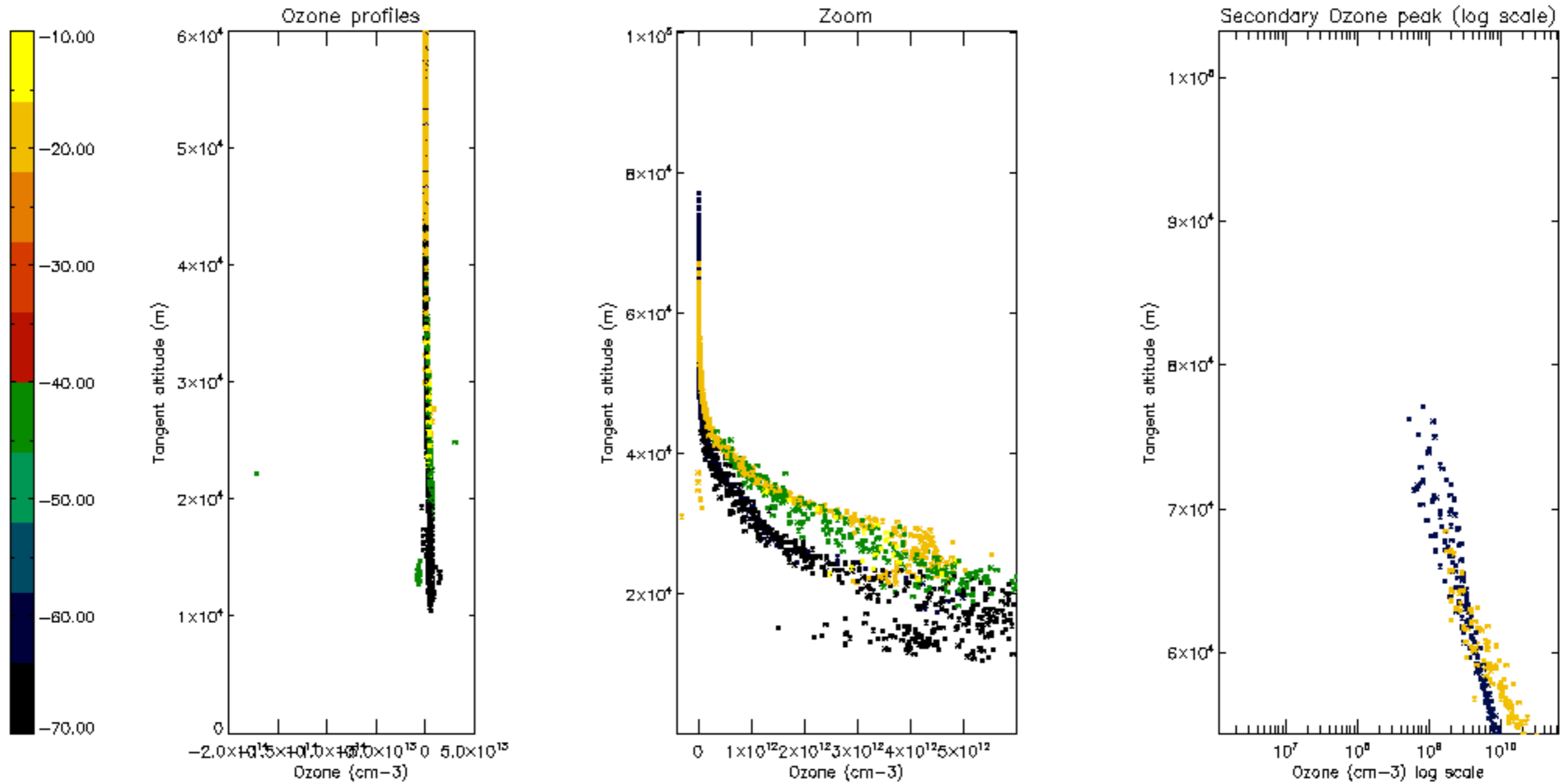
Percentage of star falling outside central band per profile

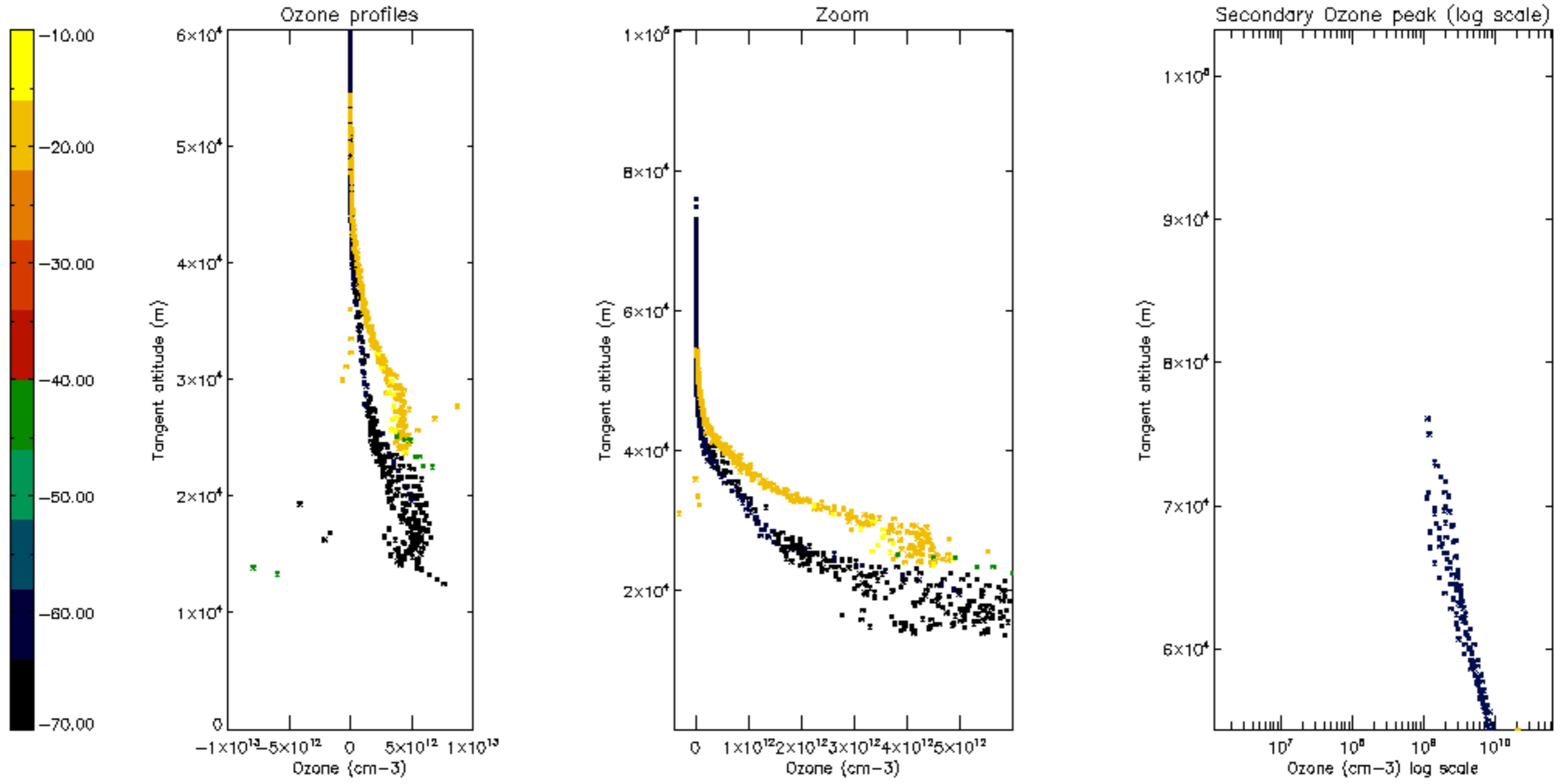


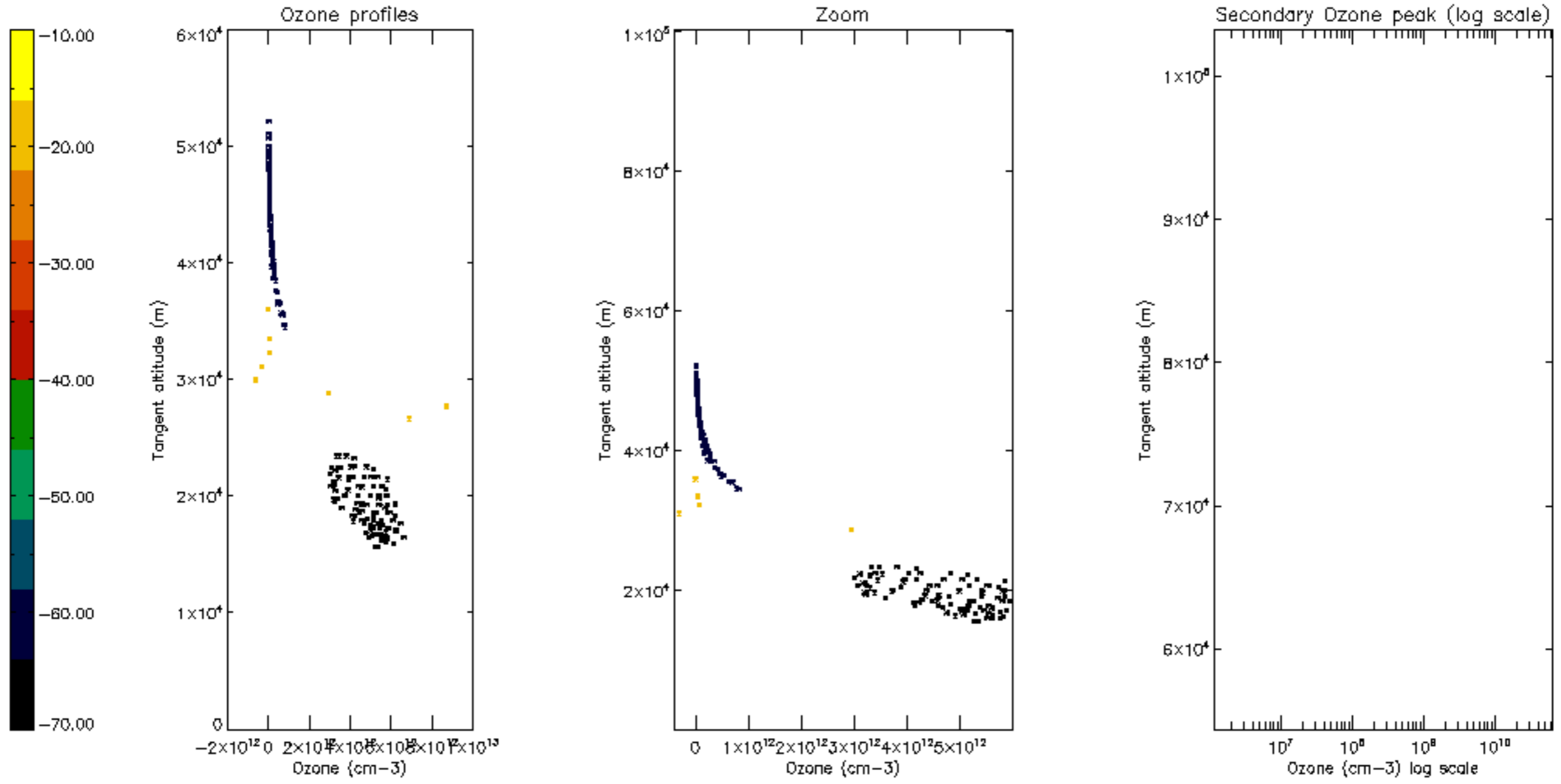
Percentage of saturation errors per profile

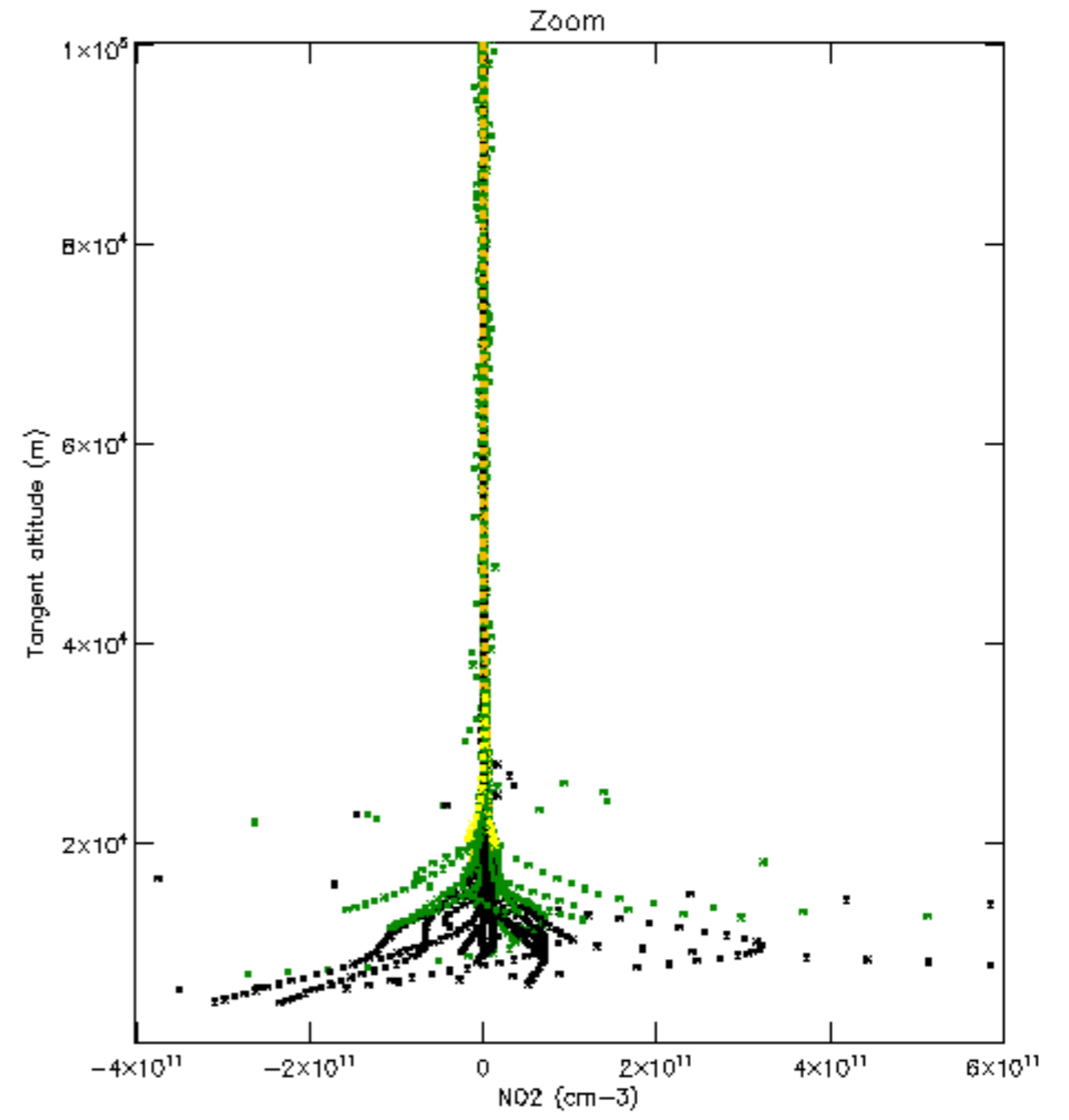
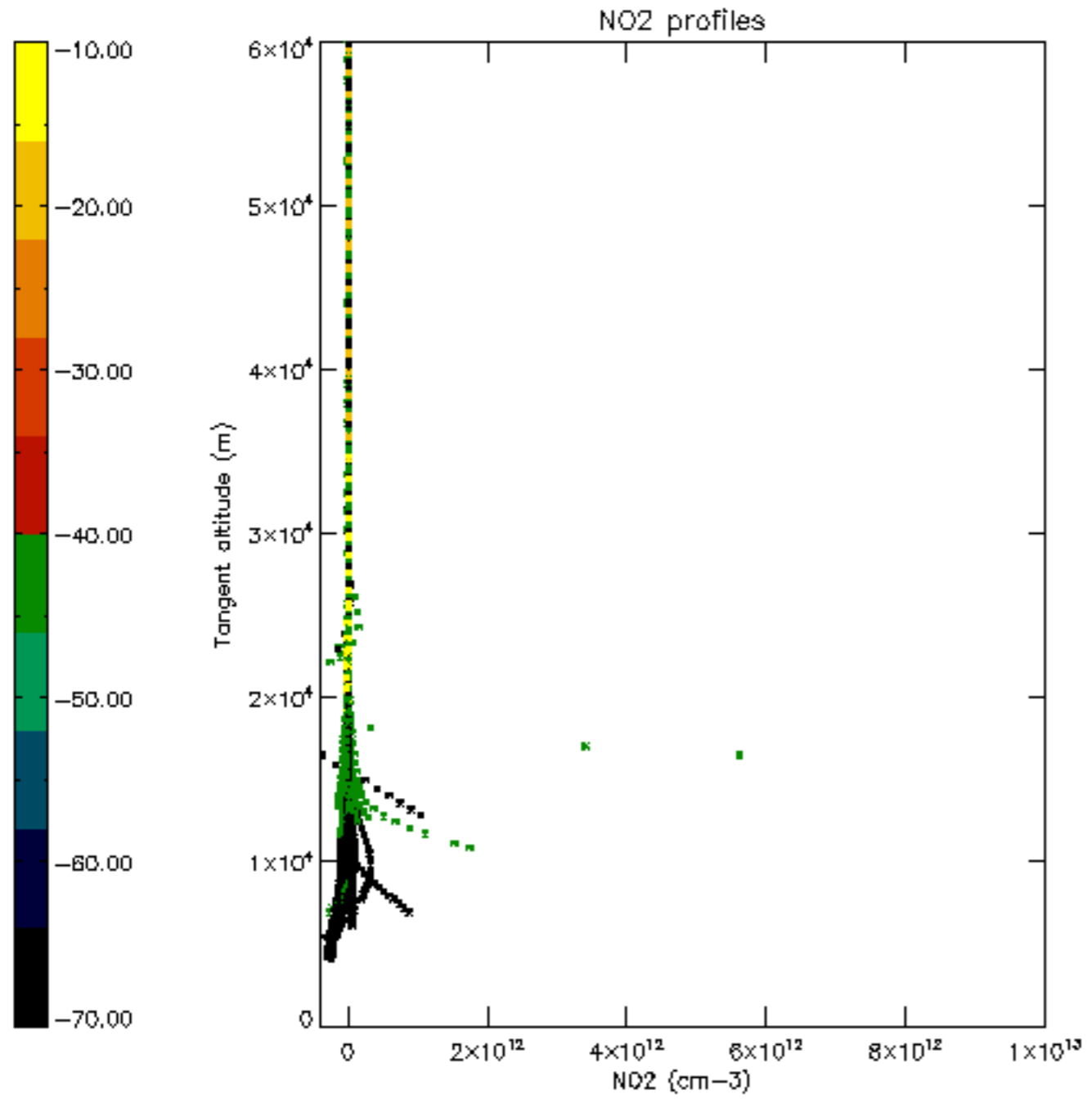


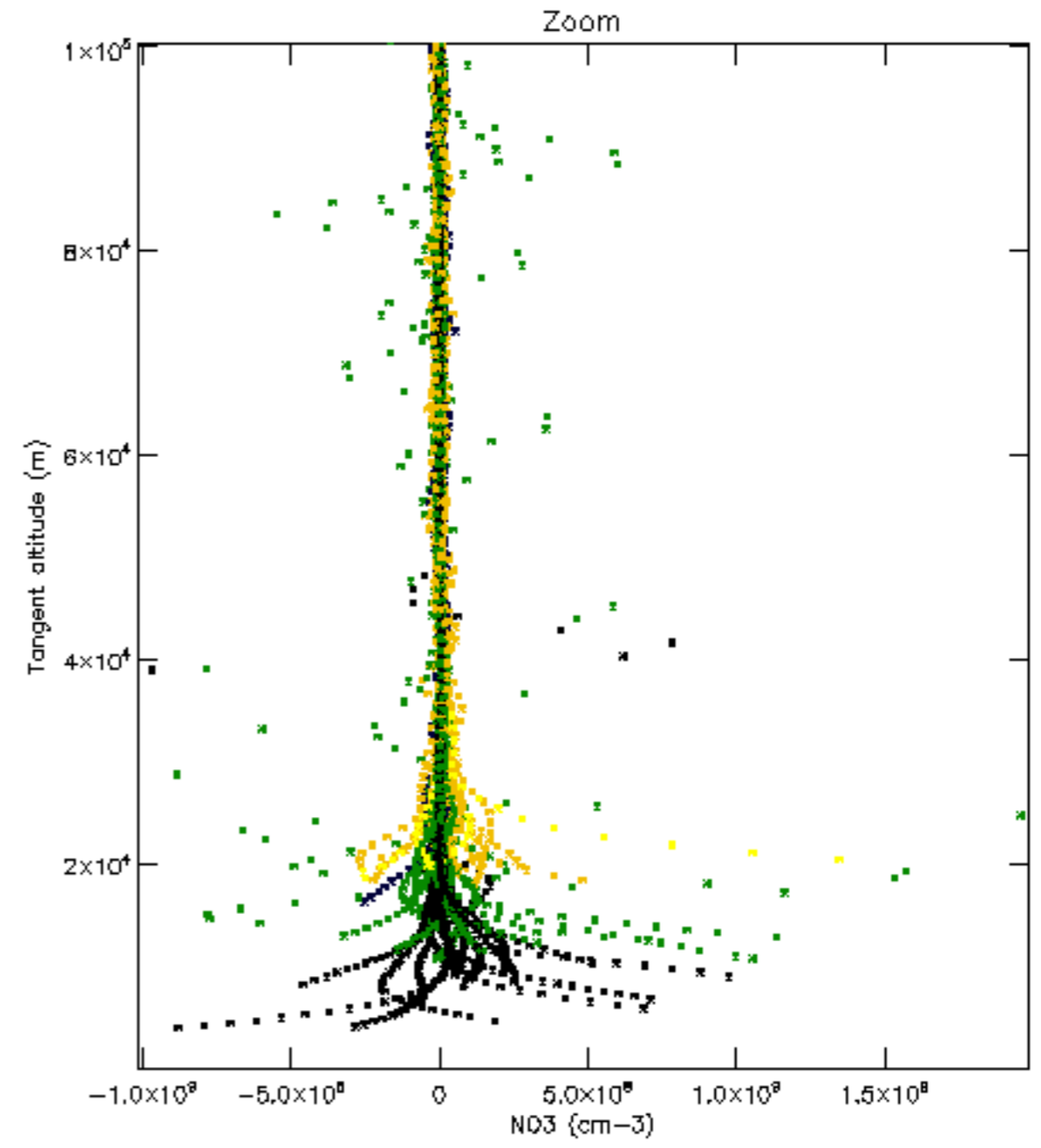
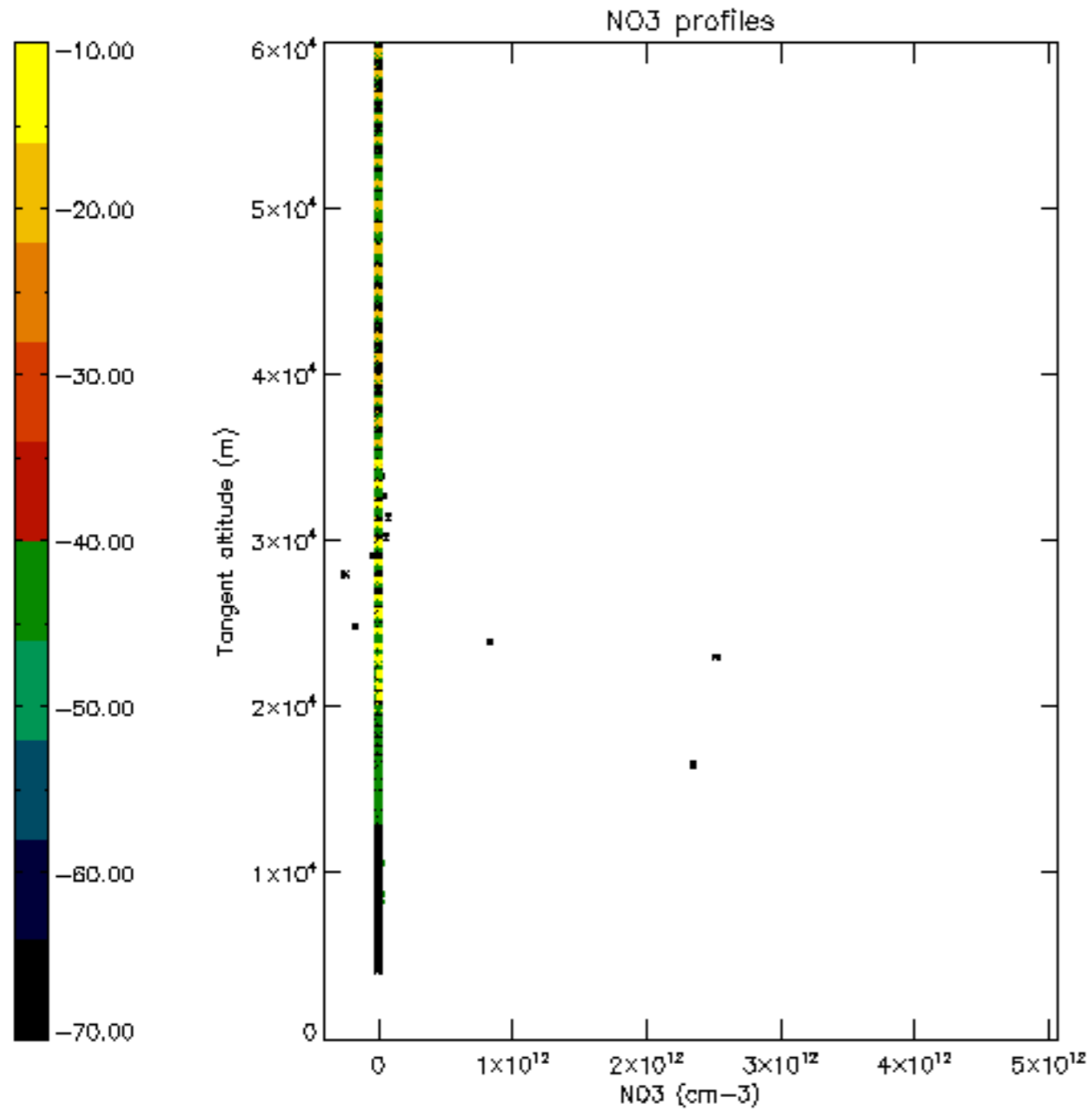


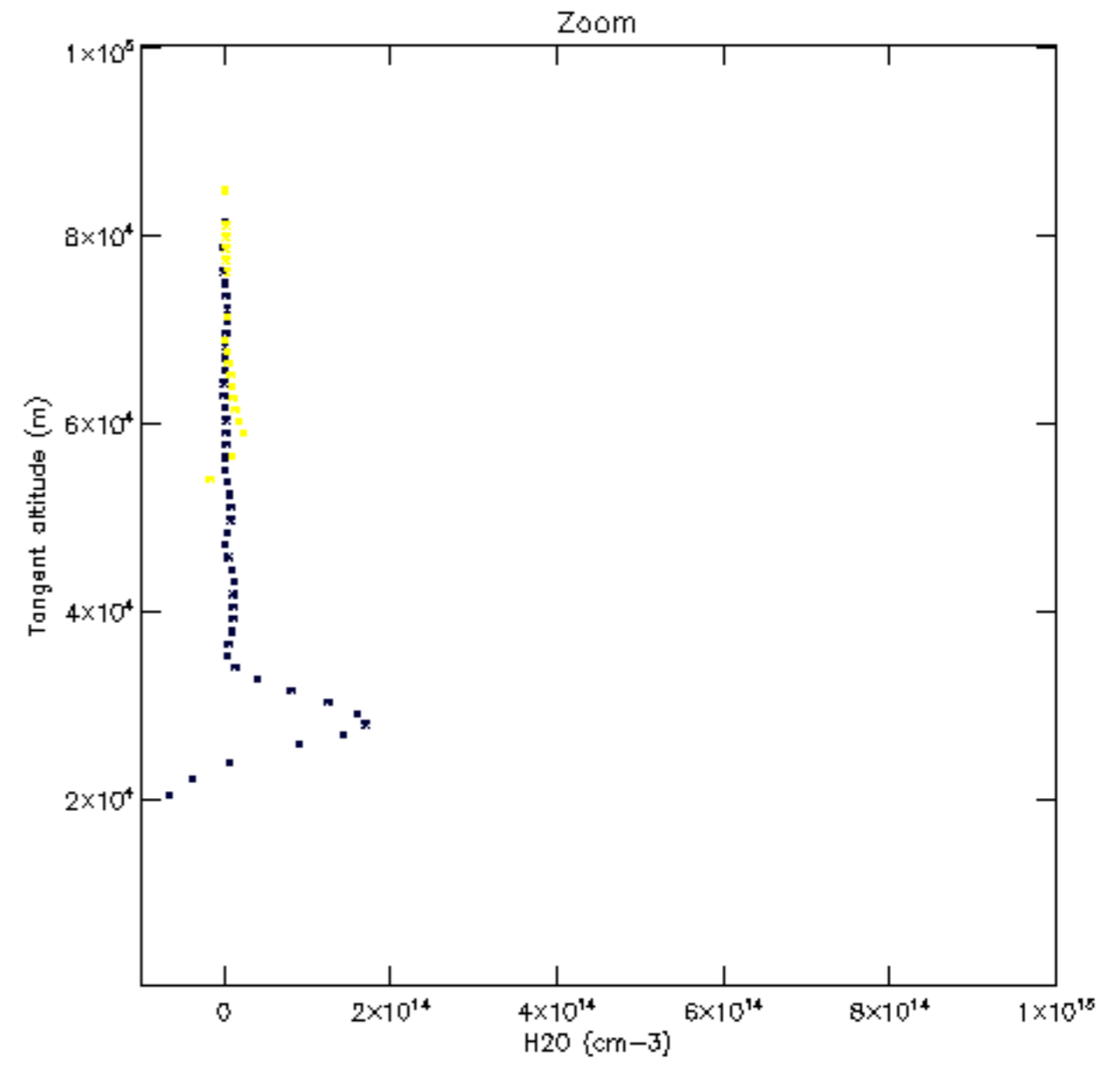
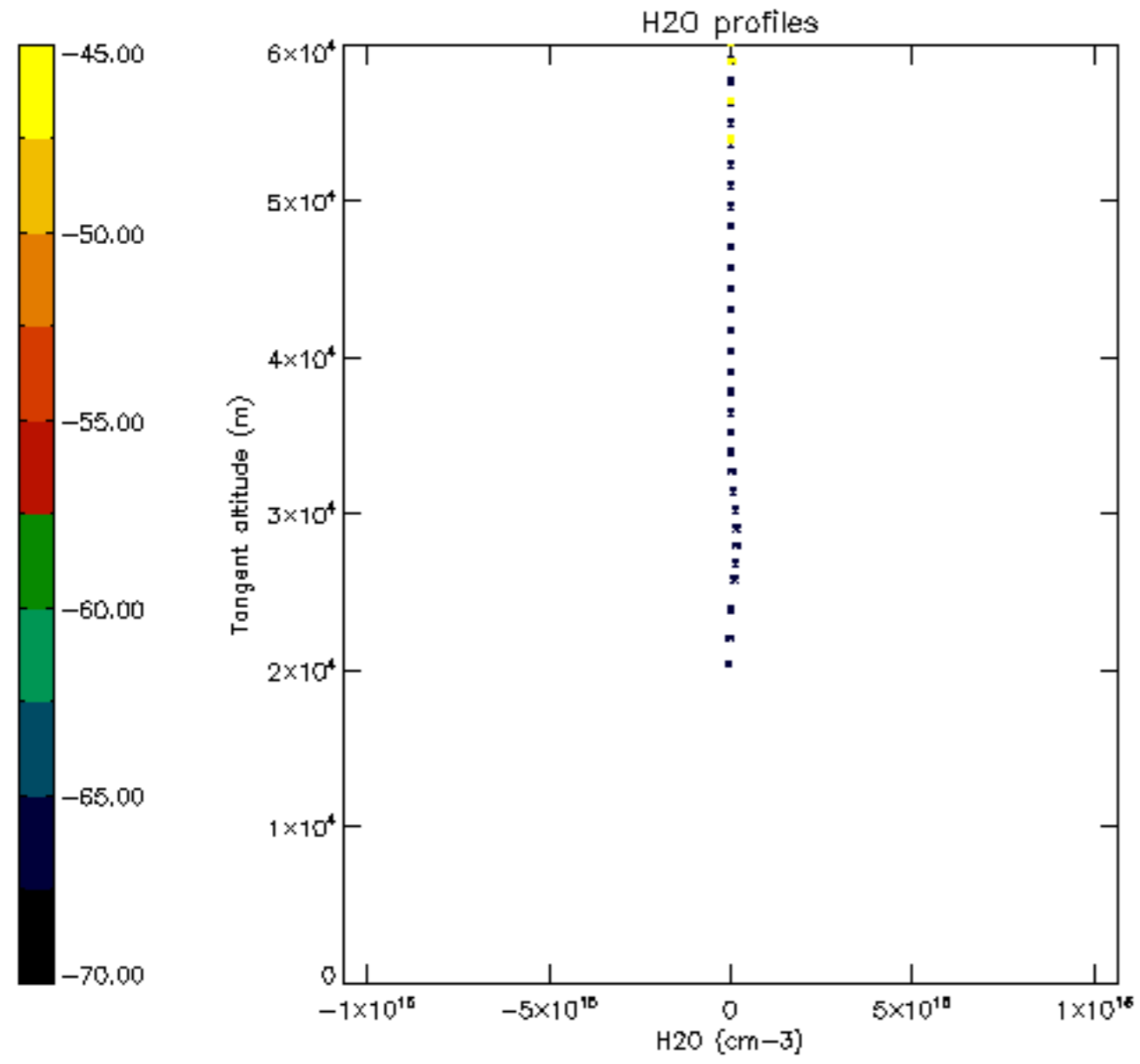


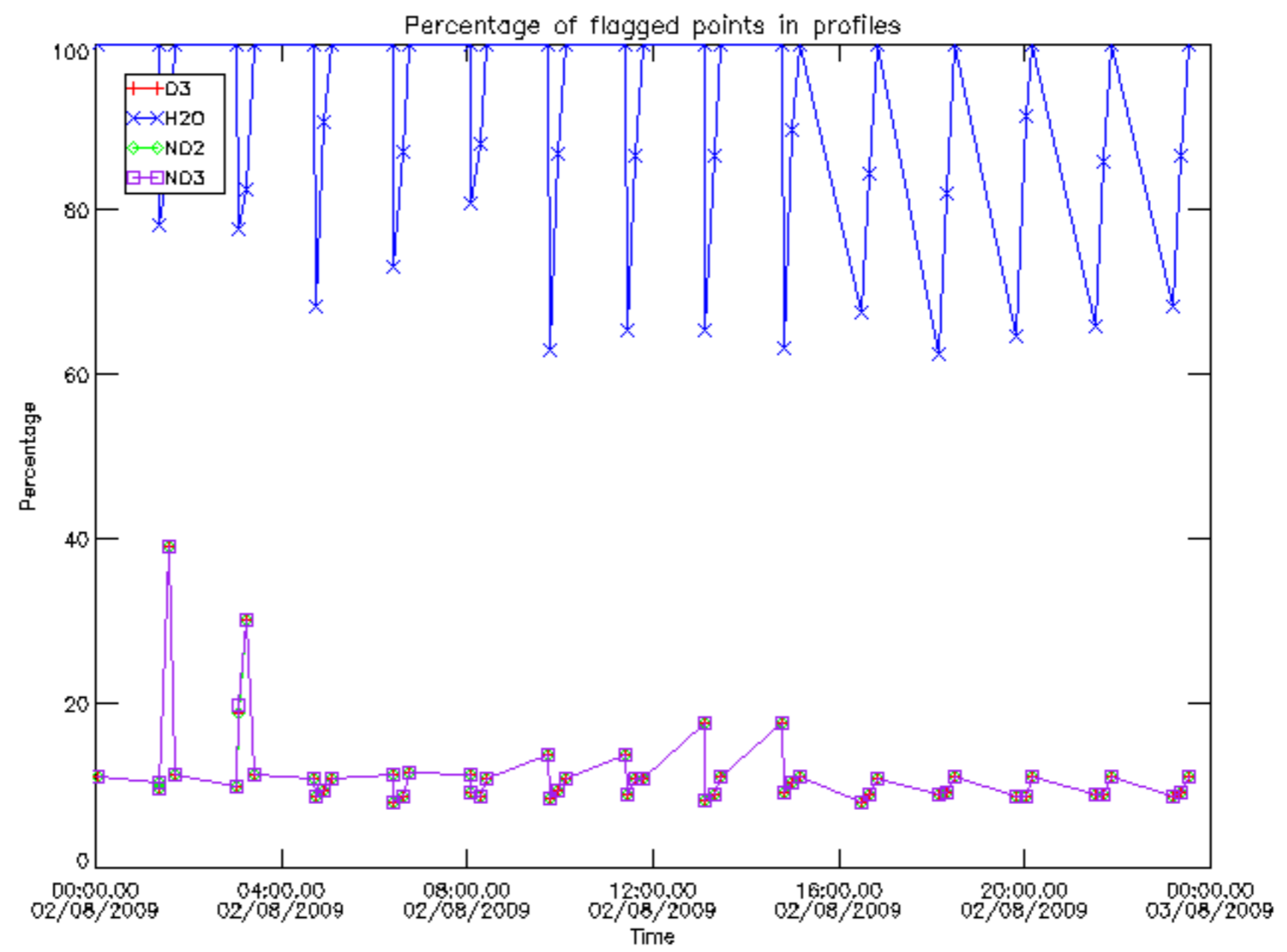




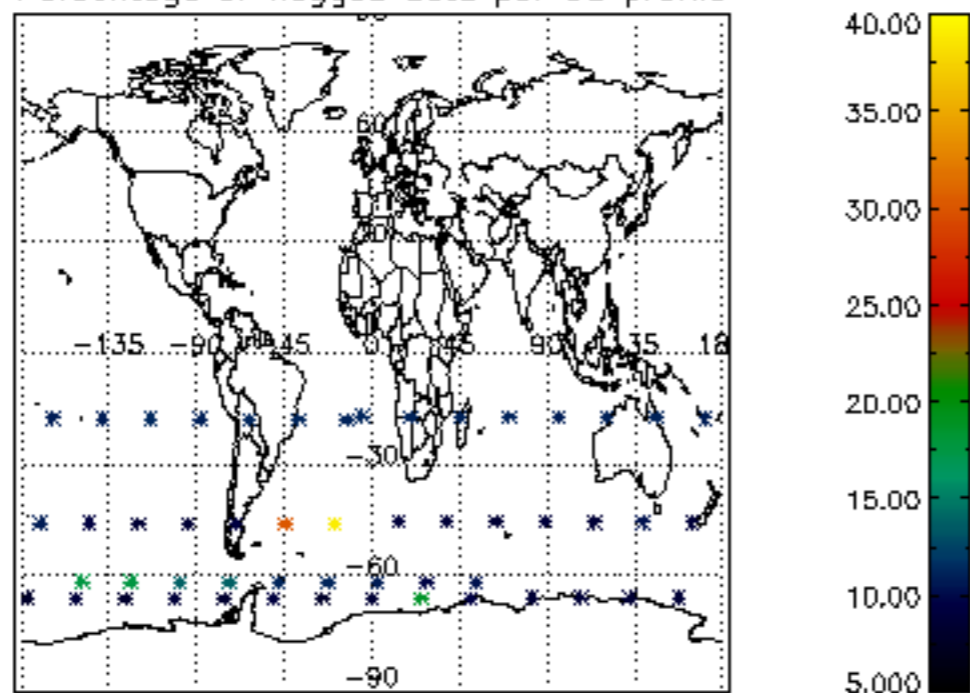




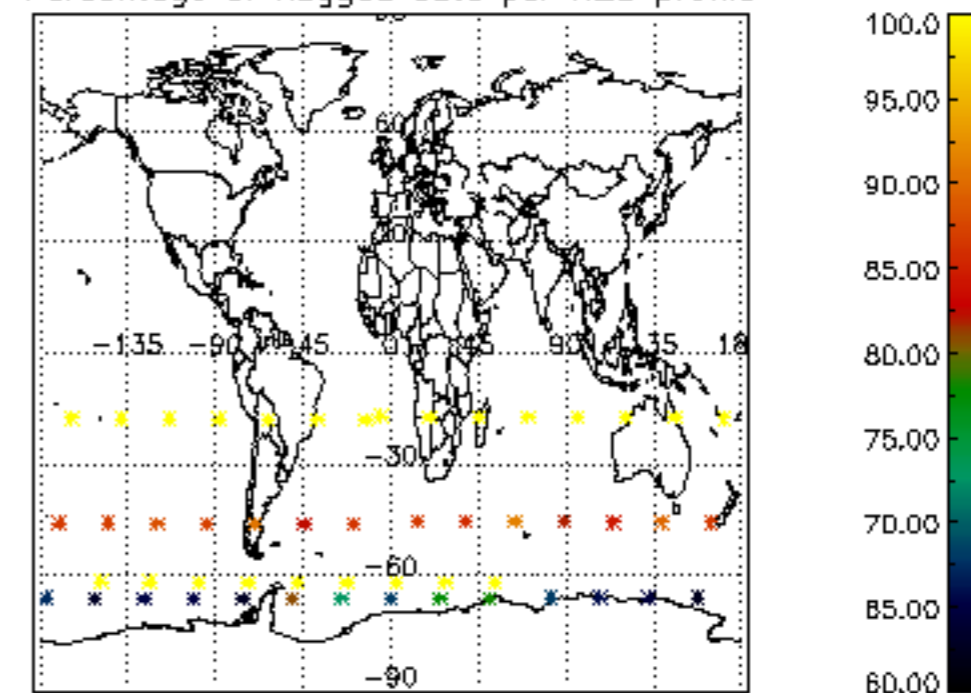




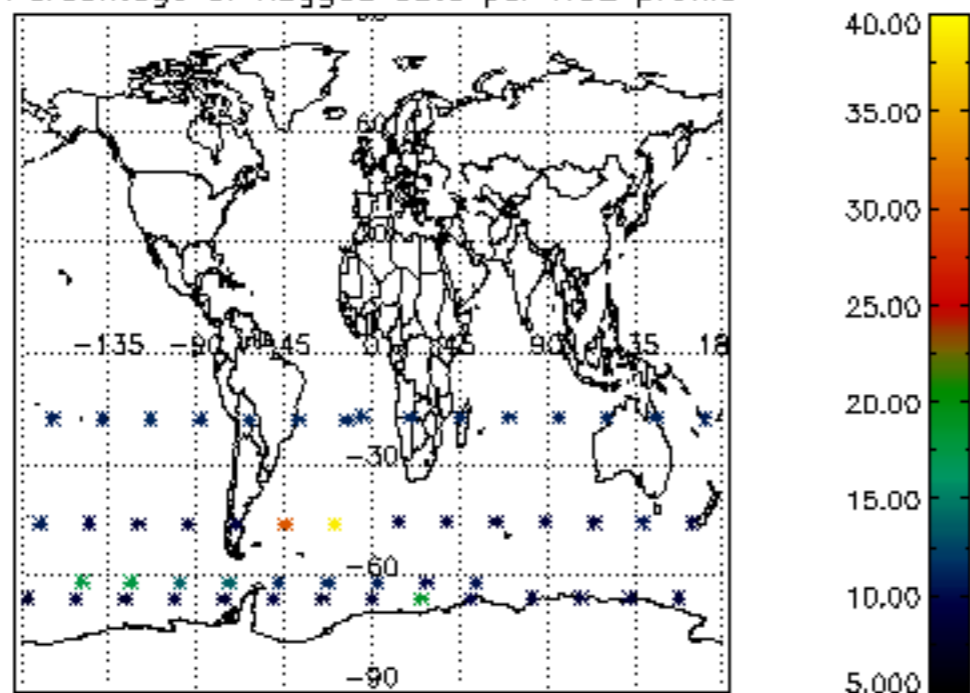
Percentage of flagged data per D3 profile



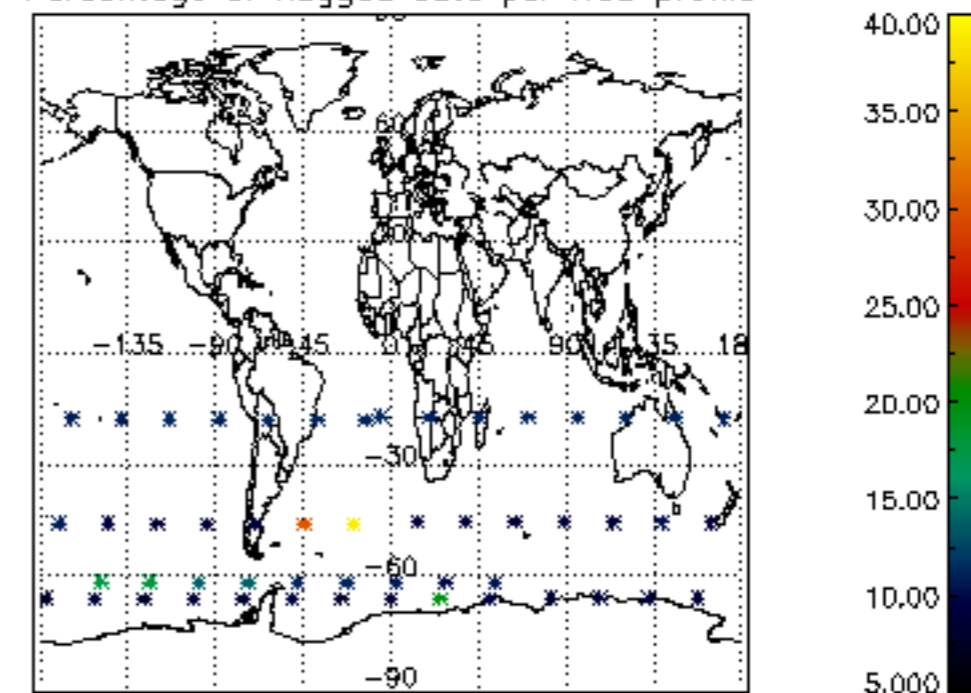
Percentage of flagged data per H2O profile

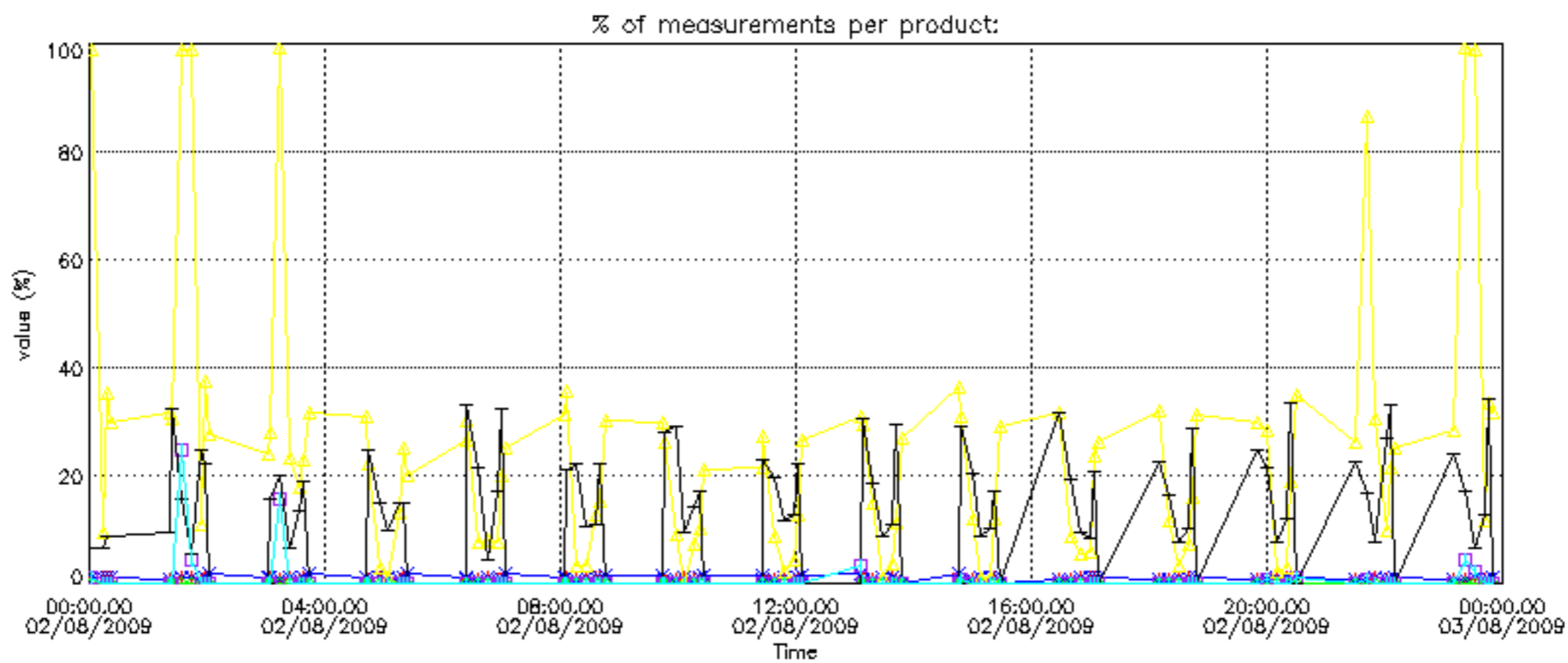


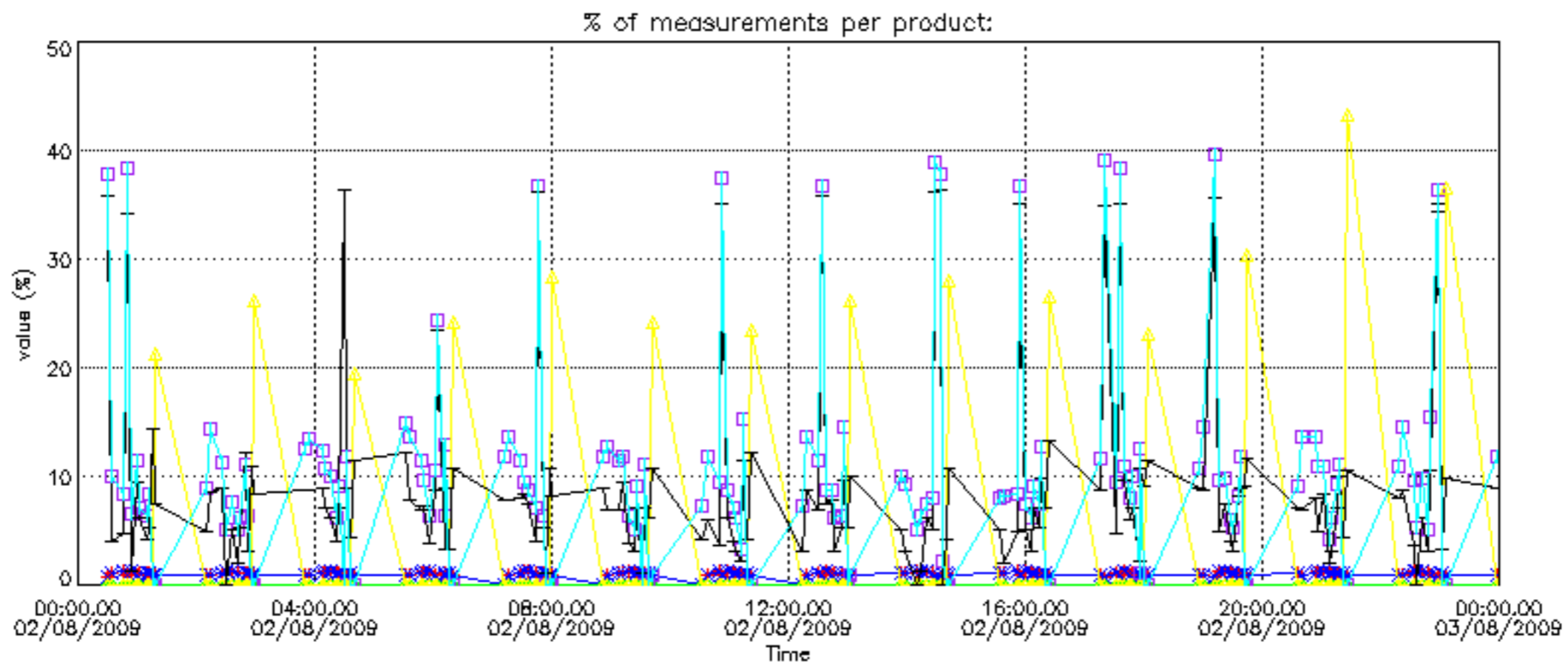
Percentage of flagged data per NO2 profile



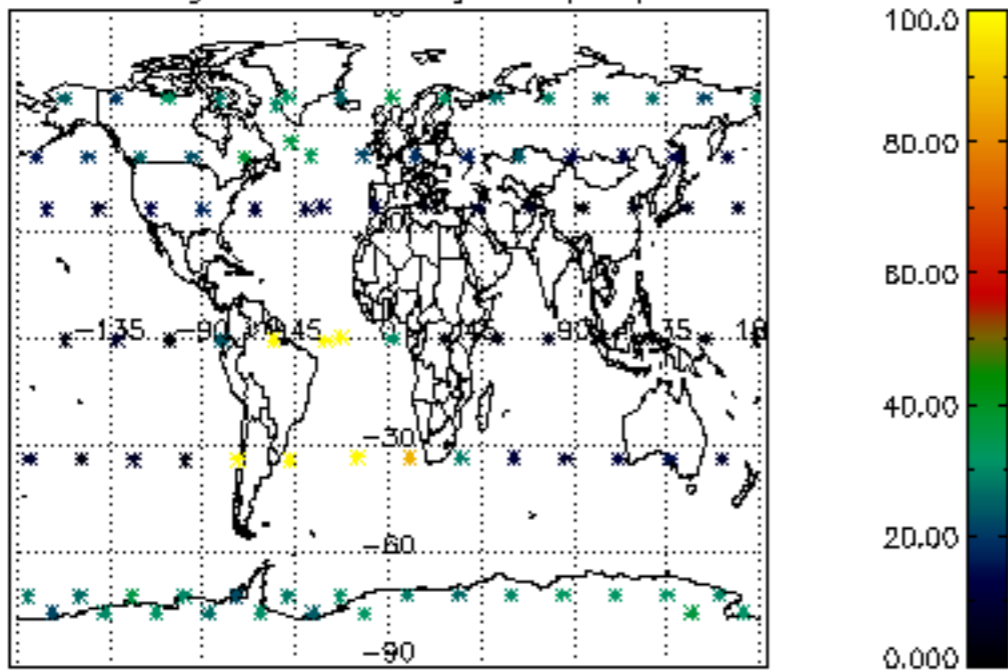
Percentage of flagged data per NO3 profile



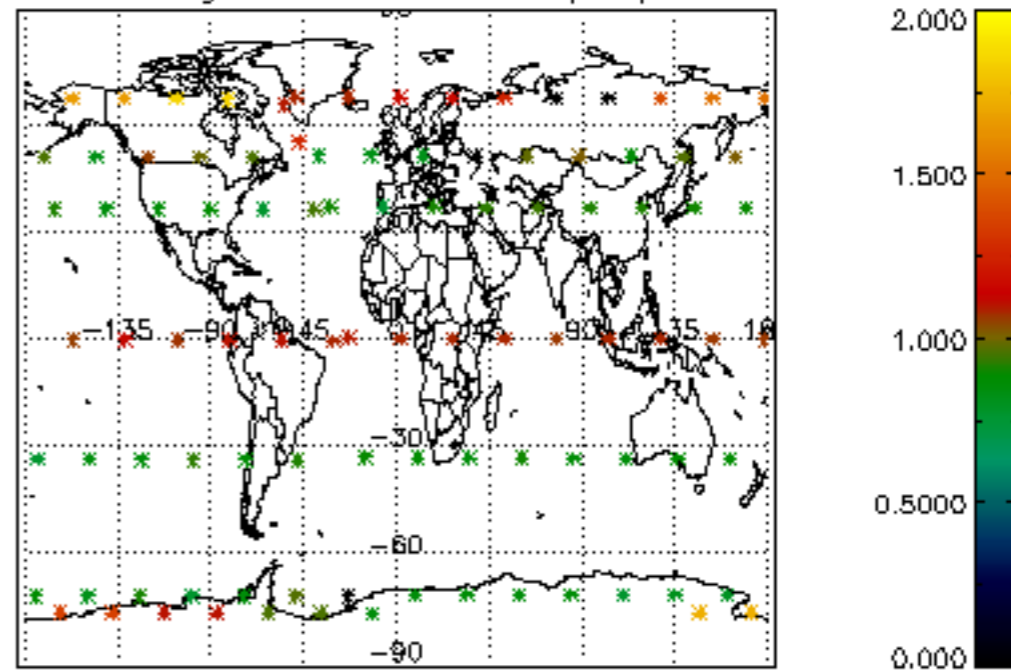




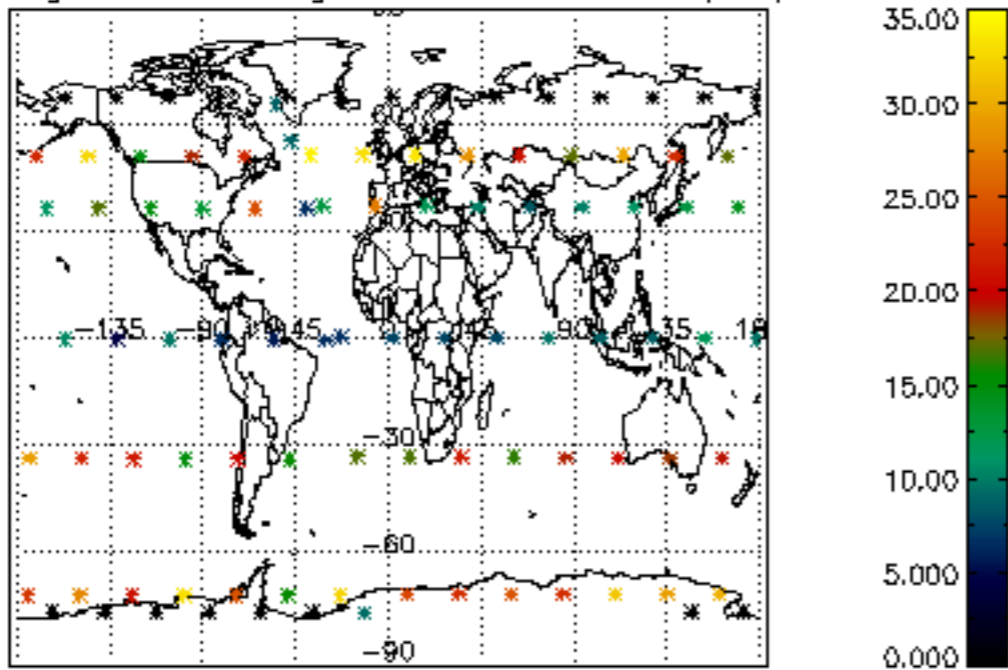
Percentage of cosmic ray hits per profile



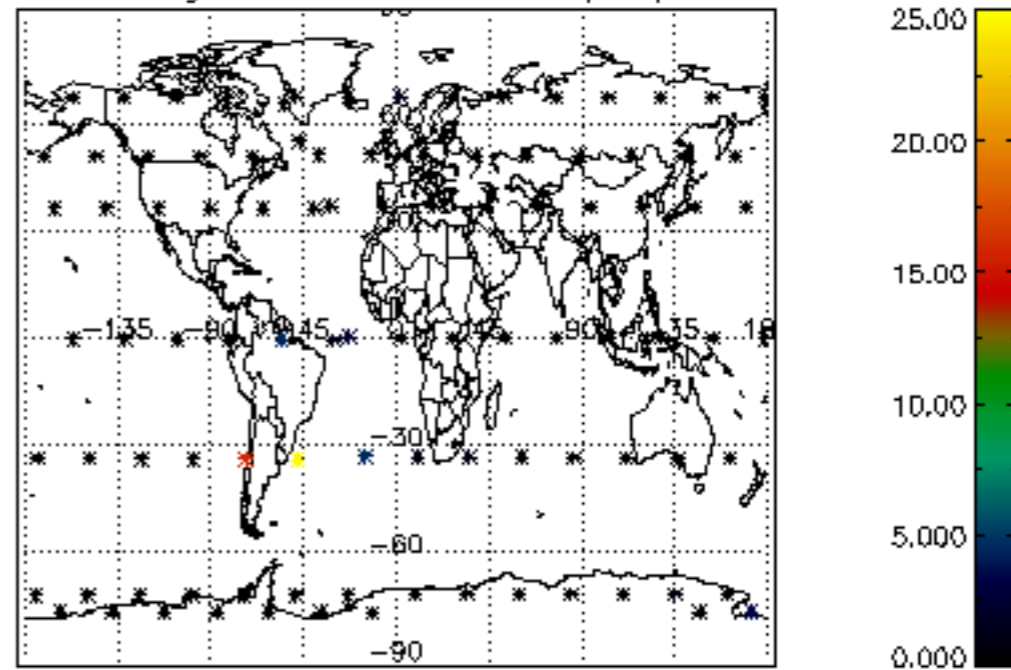
Percentage of datation errors per profile



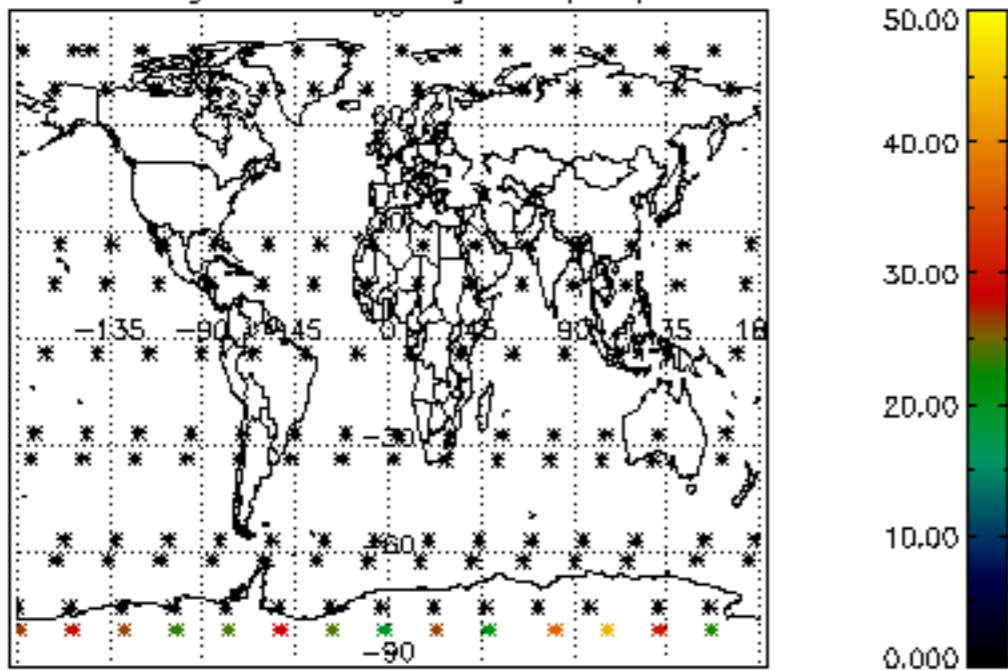
Percentage of star falling outside central band per profile



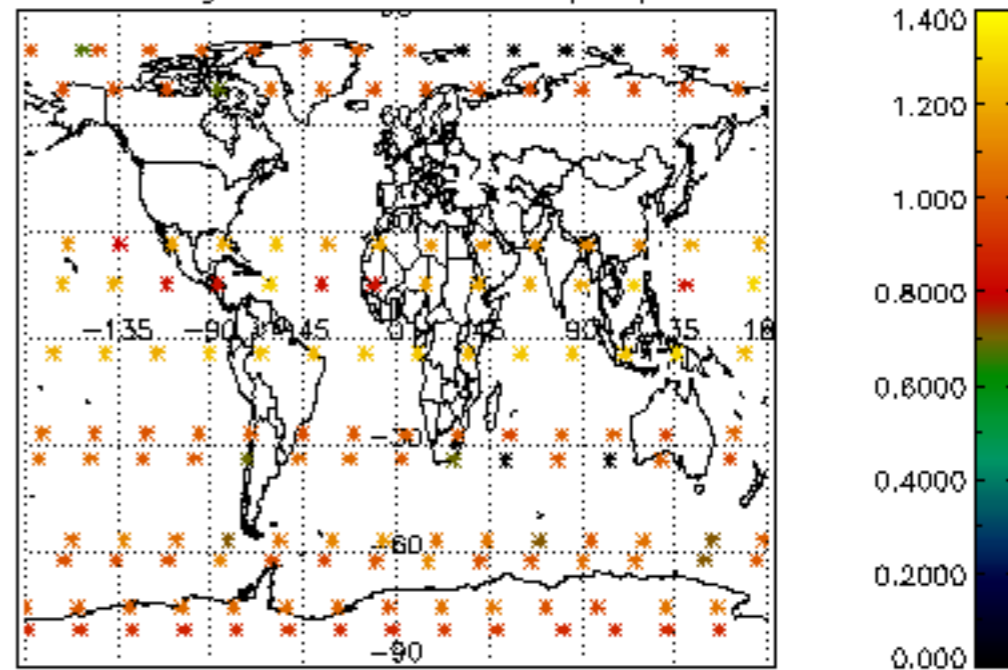
Percentage of saturation errors per profile



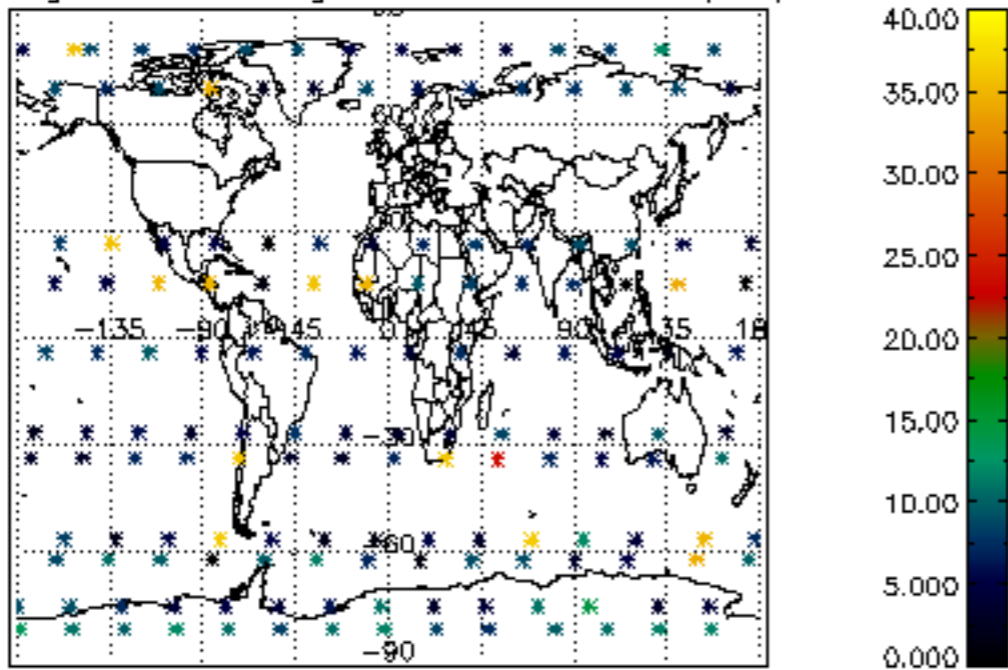
Percentage of cosmic ray hits per profile



Percentage of datation errors per profile



Percentage of star falling outside central band per profile



Percentage of saturation errors per profile

