

# GOMOS Level 2 Daily Report

## SUMMARY

### [1. General Info](#)

### [2. Summary of processed GOM\\_NL\\_2P products](#)

### [3. Level 2 Quality information per product](#)

#### [3.1 Plot of level 2 quality information per product \(time dependant\)](#)

#### [3.2 Plot of level 2 quality information per product \(world map\)](#)

### [4. Level 1 Quality information per product \(stored on level 2 products\)](#)

#### [4.1 Plot of level 1 quality information per product \(time dependant\)](#)

##### [4.1.1 Plot of level 1 quality information per product \(time dependant\): ASCENDING](#)

##### [4.1.2 Plot of level 1 quality information per product \(time dependant\): DESCENDING](#)

#### [4.2 Plot of level 1 quality information per product \(world map\)](#)

##### [4.2.1 Plot of level 1 quality information per product \(world map\): ASCENDING](#)

##### [4.2.2 Plot of level 1 quality information per product \(world map\): DESCENDING](#)

### [5. Ozone profiles based on quality statistics and other trace gas profiles](#)

#### [5.1 Ozone statistics based on quality of products](#)

#### [5.2 Plot ozone profiles for all STD \(dark without errors\)](#)

#### [5.3 Plot ozone profiles where STD < 20% \(dark without errors\)](#)

#### [5.4. Plot ozone profiles where STD < 10% \(dark without errors\)](#)

#### [5.5. Plot ozone profiles where STD < 5% \(dark without errors\)](#)

#### [5.6 Plot NO2 profiles for all STD \(dark without errors\)](#)

#### [5.7 Plot NO3 profiles for all STD \(dark without errors\)](#)

#### [5.8 Plot H2O profiles \(only for occultations of stars 1,2,3,4,13,14,16,26,63 dark without errors\) for all STD](#)

### [6. Auxiliary Data Files used for the production reported in section 2](#)

This report presents the daily analysis on parameters extracted from GOMOS level 2 data (GOM\_NL\_\_2P). It is intended to monitor some important parameters that will impact the quality of these products. A list of level 2 products (and content) that have arrived during the reporting day to the PCF is also given.

Item	Value
Time of report generation	26APR2013 11:17:57
Data source version	GOMOS/6.01
Start time of products	31-07-2009 (31JUL2009 00:00:00)
Stop time of products	01-08-2009 (01AUG2009 00:00:00)
Store outputs in DB	Yes
Nb of level 2 prods	223
Nb of prods with errors	0

## 2. Summary of processed GOM\_NL\_\_2P products.

Nr	Filename	UTC Start time	Limb	Duration	Star Id	Star Name	Star Mag	Star Temp	Nb Meas	Orbit	Prod. error
1	GOM_NL__2PRFIN20090731_000851_000000652081_00145_38776_4556.N1	31-JUL-2009 00:08:51	Bright	65.000	92	53Eps Cyg	2.5000	4500.0	130	38776	No
2	GOM_NL__2PRFIN20090731_001157_000000402081_00145_38776_4557.N1	31-JUL-2009 00:11:57	Bright	40.000	19	50Alp Cyg	1.2460	10500.	80	38776	No
3	GOM_NL__2PRFIN20090731_001721_000000412081_00145_38776_4558.N1	31-JUL-2009 00:17:21	Bright	40.500	89	5Alp Cep	2.4510	8000.0	81	38776	No
4	GOM_NL__2PRFIN20090731_002354_000000522081_00145_38776_4559.N1	31-JUL-2009 00:23:54	Bright	51.500	74	11Bet Cas	2.2680	6600.0	103	38776	No
5	GOM_NL__2PRFIN20090731_002550_000000512081_00145_38776_4560.N1	31-JUL-2009 00:25:50	Bright	50.500	76	27Gam Cas	2.3000	30000.	101	38776	No
6	GOM_NL__2PRFIN20090731_003207_000000472081_00145_38776_4561.N1	31-JUL-2009 00:32:07	Bright	46.500	160	23Gam Per	2.9300	4700.0	93	38776	No
7	GOM_NL__2PRFIN20090731_003346_000000682081_00145_38776_4562.N1	31-JUL-2009 00:33:46	Bright	68.000	35	33Alp Per	1.7950	6250.0	136	38776	No
8	GOM_NL__2PRFIN20090731_003739_000000492081_00145_38776_4563.N1	31-JUL-2009 00:37:39	Bright	49.000	149	45Eps Per	2.8880	30000.	98	38776	No
9	GOM_NL__2PRFIN20090731_004042_000000542081_00145_38776_4564.N1	31-JUL-2009 00:40:42	Twilight	54.000	150	44Zet Per	2.8900	28000.	108	38776	No
10	GOM_NL__2PRFIN20090731_004527_000000582081_00145_38776_4565.N1	31-JUL-2009 00:45:27	Dark	58.000	13	87Alp Tau	0.86700	3800.0	116	38776	No
11	GOM_NL__2PRFIN20090731_005617_000000552081_00145_38776_4566.N1	31-JUL-2009 00:56:17	Dark	55.000	165	34Gam Eri	2.9500	3200.0	110	38776	No
12	GOM_NL__2PRFIN20090731_010542_000000462081_00145_38776_4567.N1	31-JUL-2009 01:05:42	Dark	46.000	157	The1Eri	2.9060	9300.0	92	38776	No
13	GOM_NL__2PRFIN20090731_011557_000000672081_00146_38777_4569.N1	31-JUL-2009 01:15:57	Straylight	66.500	84	Alp Phe	2.3970	4500.0	133	38777	No
14	GOM_NL__2PRFIN20090731_012131_000000472081_00146_38777_4570.N1	31-JUL-2009 01:21:31	Straylight	47.000	31	Alp Gru	1.7340	15200.	94	38777	No
15	GOM_NL__2PRFIN20090731_012440_000000462081_00146_38777_4571.N1	31-JUL-2009 01:24:40	Straylight	45.500	172	Gam Gru	3.0030	13100.	91	38777	No
16	GOM_NL__2PRFIN20090731_013228_000000552081_00146_38777_4572.N1	31-JUL-2009 01:32:28	Bright	54.500	142	49Del Cap	2.8500	8900.0	109	38777	No
17	GOM_NL__2PRFIN20090731_014926_000000452081_00146_38777_4573.N1	31-JUL-2009 01:49:26	Bright	45.000	92	53Eps Cyg	2.5000	4500.0	90	38777	No
18	GOM_NL__2PRFIN20090731_015232_000000412081_00146_38777_4574.N1	31-JUL-2009 01:52:32	Bright	40.500	19	50Alp Cyg	1.2460	10500.	81	38777	No
19	GOM_NL__2PRFIN20090731_015756_000000372081_00146_38777_4575.N1	31-JUL-2009 01:57:56	Bright	36.500	89	5Alp Cep	2.4510	8000.0	73	38777	No
20	GOM_NL__2PRFIN20090731_020429_000000492081_00146_38777_4576.N1	31-JUL-2009 02:04:29	Bright	49.000	74	11Bet Cas	2.2680	6600.0	98	38777	No
21	GOM_NL__2PRFIN20090731_020625_000000672081_00146_38777_4577.N1	31-JUL-2009 02:06:25	Bright	66.500	76	27Gam Cas	2.3000	30000.	133	38777	No
22	GOM_NL__2PRFIN20090731_021243_000000472081_00146_38777_4578.N1	31-JUL-2009 02:12:43	Bright	46.500	160	23Gam Per	2.9300	4700.0	93	38777	No
23	GOM_NL__2PRFIN20090731_021421_000000502081_00146_38777_4579.N1	31-JUL-2009 02:14:21	Bright	50.000	35	33Alp Per	1.7950	6250.0	100	38777	No
24	GOM_NL__2PRFIN20090731_021815_000000482081_00146_38777_4580.N1	31-JUL-2009 02:18:15	Bright	47.500	149	45Eps Per	2.8880	30000.	95	38777	No
25	GOM_NL__2PRFIN20090731_022119_000000542081_00146_38777_4581.N1	31-JUL-2009 02:21:19	Twilight	53.500	150	44Zet Per	2.8900	28000.	107	38777	No
26	GOM_NL__2PRFIN20090731_022603_000000622081_00146_38777_4582.N1	31-JUL-2009 02:26:03	Dark	61.500	13	87Alp Tau	0.86700	3800.0	123	38777	No
27	GOM_NL__2PRFIN20090731_023654_000000582081_00146_38777_4583.N1	31-JUL-2009 02:36:54	Dark	57.500	165	34Gam Eri	2.9500	3200.0	115	38777	No
28	GOM_NL__2PRFIN20090731_024619_000000472081_00146_38777_4584.N1	31-JUL-2009 02:46:19	Dark	47.000	157	The1Eri	2.9060	9300.0	94	38777	No
29	GOM_NL__2PRFIN20090731_025634_000000662081_00147_38778_4583.N1	31-JUL-2009 02:56:34	Straylight	65.500	84	Alp Phe	2.3970	4500.0	131	38778	No
30	GOM_NL__2PRFIN20090731_030208_000000452081_00147_38778_4584.N1	31-JUL-2009 03:02:08	Straylight	44.500	31	Alp Gru	1.7340	15200.	89	38778	No
31	GOM_NL__2PRFIN20090731_030517_000000462081_00147_38778_4585.N1	31-JUL-2009 03:05:17	Straylight	45.500	172	Gam Gru	3.0030	13100.	91	38778	No
32	GOM_NL__2PRFIN20090731_031304_000000552081_00147_38778_4586.N1	31-JUL-2009 03:13:04	Bright	54.500	142	49Del Cap	2.8500	8900.0	109	38778	No
33	GOM_NL__2PRFIN20090731_033001_000000452081_00147_38778_4587.N1	31-JUL-2009 03:30:01	Bright	44.500	92	53Eps Cyg	2.5000	4500.0	89	38778	No
34	GOM_NL__2PRFIN20090731_033308_000000432081_00147_38778_4588.N1	31-JUL-2009 03:33:08	Bright	43.000	19	50Alp Cyg	1.2460	10500.	86	38778	No
35	GOM_NL__2PRFIN20090731_033832_000000422081_00147_38778_4589.N1	31-JUL-2009 03:38:32	Bright	41.500	89	5Alp Cep	2.4510	8000.0	83	38778	No
36	GOM_NL__2PRFIN20090731_034504_000000532081_00147_38778_4590.N1	31-JUL-2009 03:45:04	Bright	53.000	74	11Bet Cas	2.2680	6600.0	106	38778	No
37	GOM_NL__2PRFIN20090731_034700_000000492081_00147_38778_4591.N1	31-JUL-2009 03:47:00	Bright	49.000	76	27Gam Cas	2.3000	30000.	98	38778	No
38	GOM_NL__2PRFIN20090731_035319_000000632081_00147_38778_4592.N1	31-JUL-2009 03:53:19	Bright	63.000	160	23Gam Per	2.9300	4700.0	126	38778	No
39	GOM_NL__2PRFIN20090731_035457_000000522081_00147_38778_4593.N1	31-JUL-2009 03:54:57	Bright	51.500	35	33Alp Per	1.7950	6250.0	103	38778	No
40	GOM_NL__2PRFIN20090731_035851_000000462081_00147_38778_4594.N1	31-JUL-2009 03:58:51	Bright	45.500	149	45Eps Per	2.8880	30000.	91	38778	No
41	GOM_NL__2PRFIN20090731_040154_000000522081_00147_38778_4595.N1	31-JUL-2009 04:01:54	Twilight	52.000	150	44Zet Per	2.8900	28000.	104	38778	No
42	GOM_NL__2PRFIN20090731_040640_000000562081_00147_38778_4596.N1	31-JUL-2009 04:06:40	Dark	55.500	13	87Alp Tau	0.86700	3800.0	111	38778	No

43	GOM_NL__2PRFIN20090731_041731_000000572081_00147_38778_4597.N1	31-JUL-2009 04:17:31	Dark	56.500	165	34Gam Eri	2.9500	3200.0	113	38778	No
44	GOM_NL__2PRFIN20090731_042656_000000462081_00147_38778_4598.N1	31-JUL-2009 04:26:56	Dark	45.500	157	The1Eri	2.9060	9300.0	91	38778	No
45	GOM_NL__2PRFIN20090731_061748_000000552081_00149_38780_4631.N1	31-JUL-2009 06:17:48	Straylight	55.000	84	Alp Phe	2.3970	4500.0	110	38780	No
46	GOM_NL__2PRFIN20090731_062321_000000462081_00149_38780_4632.N1	31-JUL-2009 06:23:21	Straylight	46.000	31	Alp Gru	1.7340	15200.	92	38780	No
47	GOM_NL__2PRFIN20090731_062630_000000452081_00149_38780_4633.N1	31-JUL-2009 06:26:30	Straylight	44.500	172	Gam Gru	3.0030	13100.	89	38780	No
48	GOM_NL__2PRFIN20090731_063416_000000532081_00149_38780_4634.N1	31-JUL-2009 06:34:16	Bright	52.500	142	49Del Cap	2.8500	8900.0	105	38780	No
49	GOM_NL__2PRFIN20090731_063833_000000282081_00149_38780_4635.N1	31-JUL-2009 06:38:33	Tw_i_and_stray	28.000	154	22Bet Aqr	2.8990	5700.0	56	38780	No
50	GOM_NL__2PRFIN20090731_065112_000000452081_00149_38780_4636.N1	31-JUL-2009 06:51:12	Bright	44.500	92	53Eps Cyg	2.5000	4500.0	89	38780	No
51	GOM_NL__2PRFIN20090731_065419_000000452081_00149_38780_4637.N1	31-JUL-2009 06:54:19	Bright	44.500	19	50Alp Cyg	1.2460	10500.	89	38780	No
52	GOM_NL__2PRFIN20090731_065943_000000412081_00149_38780_4638.N1	31-JUL-2009 06:59:43	Bright	40.500	89	5Alp Cep	2.4510	8000.0	81	38780	No
53	GOM_NL__2PRFIN20090731_070615_000000532081_00149_38780_4639.N1	31-JUL-2009 07:06:15	Bright	53.000	74	11Bet Cas	2.2680	6600.0	106	38780	No
54	GOM_NL__2PRFIN20090731_070811_000000722081_00149_38780_4640.N1	31-JUL-2009 07:08:11	Bright	72.000	76	27Gam Cas	2.3000	30000.	144	38780	No
55	GOM_NL__2PRFIN20090731_071430_000000692081_00149_38780_4641.N1	31-JUL-2009 07:14:30	Bright	69.000	160	23Gam Per	2.9300	4700.0	138	38780	No
56	GOM_NL__2PRFIN20090731_071609_000000512081_00149_38780_4642.N1	31-JUL-2009 07:16:09	Bright	51.000	35	33Alp Per	1.7950	6250.0	102	38780	No
57	GOM_NL__2PRFIN20090731_072003_000000452081_00149_38780_4643.N1	31-JUL-2009 07:20:03	Bright	45.000	149	45Eps Per	2.8880	30000.	90	38780	No
58	GOM_NL__2PRFIN20090731_072307_000000532081_00149_38780_4644.N1	31-JUL-2009 07:23:07	Tw_i_and_stray	52.500	150	44Zet Per	2.8900	28000.	105	38780	No
59	GOM_NL__2PRFIN20090731_072752_000000472081_00149_38780_4645.N1	31-JUL-2009 07:27:52	Dark	46.500	13	87Alp Tau	0.86700	3800.0	93	38780	No
60	GOM_NL__2PRFIN20090731_073844_000000532081_00149_38780_4646.N1	31-JUL-2009 07:38:44	Dark	52.500	165	34Gam Eri	2.9500	3200.0	105	38780	No
61	GOM_NL__2PRFIN20090731_074809_000000472081_00149_38780_4647.N1	31-JUL-2009 07:48:09	Dark	47.000	157	The1Eri	2.9060	9300.0	94	38780	No
62	GOM_NL__2PRFIN20090731_075825_000000572081_00150_38781_4645.N1	31-JUL-2009 07:58:25	Straylight	57.000	84	Alp Phe	2.3970	4500.0	114	38781	No
63	GOM_NL__2PRFIN20090731_080357_000000462081_00150_38781_4646.N1	31-JUL-2009 08:03:57	Straylight	46.000	31	Alp Gru	1.7340	15200.	92	38781	No
64	GOM_NL__2PRFIN20090731_080706_000000452081_00150_38781_4647.N1	31-JUL-2009 08:07:06	Straylight	45.000	172	Gam Gru	3.0030	13100.	90	38781	No
65	GOM_NL__2PRFIN20090731_081452_000000532081_00150_38781_4648.N1	31-JUL-2009 08:14:52	Bright	53.000	142	49Del Cap	2.8500	8900.0	106	38781	No
66	GOM_NL__2PRFIN20090731_081909_000000282081_00150_38781_4649.N1	31-JUL-2009 08:19:09	Tw_i_and_stray	28.000	154	22Bet Aqr	2.8990	5700.0	56	38781	No
67	GOM_NL__2PRFIN20090731_083148_000000452081_00150_38781_4650.N1	31-JUL-2009 08:31:48	Bright	44.500	92	53Eps Cyg	2.5000	4500.0	89	38781	No
68	GOM_NL__2PRFIN20090731_083454_000000612081_00150_38781_4651.N1	31-JUL-2009 08:34:54	Bright	61.000	19	50Alp Cyg	1.2460	10500.	122	38781	No
69	GOM_NL__2PRFIN20090731_084018_000000402081_00150_38781_4652.N1	31-JUL-2009 08:40:18	Bright	40.000	89	5Alp Cep	2.4510	8000.0	80	38781	No
70	GOM_NL__2PRFIN20090731_084650_000000512081_00150_38781_4653.N1	31-JUL-2009 08:46:50	Bright	50.500	74	11Bet Cas	2.2680	6600.0	101	38781	No
71	GOM_NL__2PRFIN20090731_084846_000000722081_00150_38781_4654.N1	31-JUL-2009 08:48:46	Bright	72.000	76	27Gam Cas	2.3000	30000.	144	38781	No
72	GOM_NL__2PRFIN20090731_085506_000000692081_00150_38781_4655.N1	31-JUL-2009 08:55:06	Bright	69.000	160	23Gam Per	2.9300	4700.0	138	38781	No
73	GOM_NL__2PRFIN20090731_085644_000000492081_00150_38781_4656.N1	31-JUL-2009 08:56:44	Bright	48.500	35	33Alp Per	1.7950	6250.0	97	38781	No
74	GOM_NL__2PRFIN20090731_090039_000000462081_00150_38781_4657.N1	31-JUL-2009 09:00:39	Bright	46.000	149	45Eps Per	2.8880	30000.	92	38781	No
75	GOM_NL__2PRFIN20090731_090343_000000532081_00150_38781_4658.N1	31-JUL-2009 09:03:43	Tw_i_and_stray	52.500	150	44Zet Per	2.8900	28000.	105	38781	No
76	GOM_NL__2PRFIN20090731_090829_000000622081_00150_38781_4659.N1	31-JUL-2009 09:08:29	Dark	62.000	13	87Alp Tau	0.86700	3800.0	124	38781	No
77	GOM_NL__2PRFIN20090731_091921_000000572081_00150_38781_4660.N1	31-JUL-2009 09:19:21	Dark	56.500	165	34Gam Eri	2.9500	3200.0	113	38781	No
78	GOM_NL__2PRFIN20090731_092846_000000472081_00150_38781_4661.N1	31-JUL-2009 09:28:46	Dark	46.500	157	The1Eri	2.9060	9300.0	93	38781	No
79	GOM_NL__2PRFIN20090731_093902_000000632081_00151_38782_4674.N1	31-JUL-2009 09:39:02	Straylight	63.000	84	Alp Phe	2.3970	4500.0	126	38782	No
80	GOM_NL__2PRFIN20090731_094433_000000442081_00151_38782_4675.N1	31-JUL-2009 09:44:33	Straylight	44.000	31	Alp Gru	1.7340	15200.	88	38782	No
81	GOM_NL__2PRFIN20090731_094742_000000472081_00151_38782_4676.N1	31-JUL-2009 09:47:42	Straylight	47.000	172	Gam Gru	3.0030	13100.	94	38782	No
82	GOM_NL__2PRFIN20090731_095528_000000512081_00151_38782_4677.N1	31-JUL-2009 09:55:28	Bright	50.500	142	49Del Cap	2.8500	8900.0	101	38782	No
83	GOM_NL__2PRFIN20090731_095945_000000342081_00151_38782_4678.N1	31-JUL-2009 09:59:45	Tw_i_and_stray	34.000	154	22Bet Aqr	2.8990	5700.0	68	38782	No
84	GOM_NL__2PRFIN20090731_101223_000000432081_00151_38782_4679.N1	31-JUL-2009 10:12:23	Bright	43.000	92	53Eps Cyg	2.5000	4500.0	86	38782	No
85	GOM_NL__2PRFIN20090731_101529_000000432081_00151_38782_4680.N1	31-JUL-2009 10:15:29	Bright	43.000	19	50Alp Cyg	1.2460	10500.	86	38782	No
86	GOM_NL__2PRFIN20090731_102054_000000412081_00151_38782_4681.N1	31-JUL-2009 10:20:54	Bright	41.000	89	5Alp Cep	2.4510	8000.0	82	38782	No
87	GOM_NL__2PRFIN20090731_102725_000000512081_00151_38782_4682.N1	31-JUL-2009 10:27:25	Bright	50.500	74	11Bet Cas	2.2680	6600.0	101	38782	No
88	GOM_NL__2PRFIN20090731_102921_000000482081_00151_38782_4683.N1	31-JUL-2009 10:29:21	Bright	48.000	76	27Gam Cas	2.3000	30000.	96	38782	No
89	GOM_NL__2PRFIN20090731_103541_000000512081_00151_38782_4684.N1	31-JUL-2009 10:35:41	Bright	50.500	160	23Gam Per	2.9300	4700.0	101	38782	No
90	GOM_NL__2PRFIN20090731_103720_000000512081_00151_38782_4685.N1	31-JUL-2009 10:37:20	Bright	51.000	35	33Alp Per	1.7950	6250.0	102	38782	No
91	GOM_NL__2PRFIN20090731_104115_000000492081_00151_38782_4686.N1	31-JUL-2009 10:41:15	Bright	48.500	149	45Eps Per	2.8880	30000.	97	38782	No
92	GOM_NL__2PRFIN20090731_104419_000000552081_00151_38782_4687.N1	31-JUL-2009 10:44:19	Tw_i_and_stray	54.500	150	44Zet Per	2.8900	28000.	109	38782	No
93	GOM_NL__2PRFIN20090731_104905_000000532081_00151_38782_4688.N1	31-JUL-2009 10:49:05	Dark	53.000	13	87Alp Tau	0.86700	3800.0	106	38782	No
94	GOM_NL__2PRFIN20090731_105958_000000562081_00151_38782_4689.N1	31-JUL-2009 10:59:58	Dark	56.000	165	34Gam Eri	2.9500	3200.0	112	38782	No
95	GOM_NL__2PRFIN20090731_110923_000000472081_00151_38782_4690.N1	31-JUL-2009 11:09:23	Dark	46.500	157	The1Eri	2.9060	9300.0	93	38782	No
96	GOM_NL__2PRFIN20090731_111939_000000572081_00152_38783_4682.N1	31-JUL-2009 11:19:39	Straylight	56.500	84	Alp Phe	2.3970	4500.0	113	38783	No
97	GOM_NL__2PRFIN20090731_112510_000000442081_00152_38783_4683.N1	31-JUL-2009 11:25:10	Straylight	44.000	31	Alp Gru	1.7340	15200.	88	38783	No
98	GOM_NL__2PRFIN20090731_112819_000000452081_00152_38783_4684.N1	31-JUL-2009 11:28:19	Straylight	45.000	172	Gam Gru	3.0030	13100.	90	38783	No
99	GOM_NL__2PRFIN20090731_113604_000000502081_00152_38783_4685.N1	31-JUL-2009 11:36:04	Bright	49.500	142	49Del Cap	2.8500	8900.0	99	38783	No
100	GOM_NL__2PRFIN20090731_114020_000000342081_00152_38783_4686.N1	31-JUL-2009 11:40:20	Tw_i_and_stray	34.000	154	22Bet Aqr	2.8990	5700.0	68	38783	No
101	GOM_NL__2PRFIN20090731_115258_000000452081_00152_38783_4687.N1	31-JUL-2009 11:52:58	Bright	44.500	92	53Eps Cyg	2.5000	4500.0	89	38783	No

102	GOM_NL__2PRFIN20090731_115605_000000482081_00152_38783_4688.N1	31-JUL-2009 11:56:05	Bright	47.500	19	50Alp Cyg	1.2460	10500.	95	38783	No
103	GOM_NL__2PRFIN20090731_120129_000000412081_00152_38783_4689.N1	31-JUL-2009 12:01:29	Bright	41.000	89	5Alp Cep	2.4510	8000.0	82	38783	No
104	GOM_NL__2PRFIN20090731_120800_000000512081_00152_38783_4690.N1	31-JUL-2009 12:08:00	Bright	51.000	74	11Bet Cas	2.2680	6600.0	102	38783	No
105	GOM_NL__2PRFIN20090731_120957_000000502081_00152_38783_4691.N1	31-JUL-2009 12:09:57	Bright	49.500	76	27Gam Cas	2.3000	30000.	99	38783	No
106	GOM_NL__2PRFIN20090731_121617_000000472081_00152_38783_4692.N1	31-JUL-2009 12:16:17	Bright	47.000	160	23Gam Per	2.9300	4700.0	94	38783	No
107	GOM_NL__2PRFIN20090731_121755_000000522081_00152_38783_4693.N1	31-JUL-2009 12:17:55	Bright	51.500	35	33Alp Per	1.7950	6250.0	103	38783	No
108	GOM_NL__2PRFIN20090731_122150_000000442081_00152_38783_4694.N1	31-JUL-2009 12:21:50	Bright	43.500	149	45Eps Per	2.8880	30000.	87	38783	No
109	GOM_NL__2PRFIN20090731_122455_000000532081_00152_38783_4695.N1	31-JUL-2009 12:24:55	Tw_i_and_stray	53.000	150	44Zet Per	2.8900	28000.	106	38783	No
110	GOM_NL__2PRFIN20090731_122941_000000632081_00152_38783_4696.N1	31-JUL-2009 12:29:41	Dark	62.500	13	87Alp Tau	0.86700	3800.0	125	38783	No
111	GOM_NL__2PRFIN20090731_124035_000000572081_00152_38783_4697.N1	31-JUL-2009 12:40:35	Dark	57.000	165	34Gam Eri	2.9500	3200.0	114	38783	No
112	GOM_NL__2PRFIN20090731_125000_000000472081_00152_38783_4698.N1	31-JUL-2009 12:50:00	Dark	46.500	157	The1Eri	2.9060	9300.0	93	38783	No
113	GOM_NL__2PRFIN20090731_130016_000000562081_00153_38784_4696.N1	31-JUL-2009 13:00:16	Straylight	55.500	84	Alp Phe	2.3970	4500.0	111	38784	No
114	GOM_NL__2PRFIN20090731_130546_000000442081_00153_38784_4697.N1	31-JUL-2009 13:05:46	Straylight	44.000	31	Alp Gru	1.7340	15200.	88	38784	No
115	GOM_NL__2PRFIN20090731_130855_000000452081_00153_38784_4698.N1	31-JUL-2009 13:08:55	Straylight	45.000	172	Gam Gru	3.0030	13100.	90	38784	No
116	GOM_NL__2PRFIN20090731_131640_000000522081_00153_38784_4699.N1	31-JUL-2009 13:16:40	Bright	52.000	142	49Del Cap	2.8500	8900.0	104	38784	No
117	GOM_NL__2PRFIN20090731_132056_000000402081_00153_38784_4700.N1	31-JUL-2009 13:20:56	Bright	40.000	154	22Bet Aqr	2.8990	5700.0	80	38784	No
118	GOM_NL__2PRFIN20090731_133334_000000432081_00153_38784_4701.N1	31-JUL-2009 13:33:34	Bright	42.500	92	53Eps Cyg	2.5000	4500.0	85	38784	No
119	GOM_NL__2PRFIN20090731_133640_000000612081_00153_38784_4702.N1	31-JUL-2009 13:36:40	Bright	61.000	19	50Alp Cyg	1.2460	10500.	122	38784	No
120	GOM_NL__2PRFIN20090731_134205_000000402081_00153_38784_4703.N1	31-JUL-2009 13:42:05	Bright	40.000	89	5Alp Cep	2.4510	8000.0	80	38784	No
121	GOM_NL__2PRFIN20090731_135032_000000482081_00153_38784_4704.N1	31-JUL-2009 13:50:32	Bright	47.500	76	27Gam Cas	2.3000	30000.	95	38784	No
122	GOM_NL__2PRFIN20090731_135652_000000462081_00153_38784_4705.N1	31-JUL-2009 13:56:52	Bright	45.500	160	23Gam Per	2.9300	4700.0	91	38784	No
123	GOM_NL__2PRFIN20090731_135831_000000492081_00153_38784_4706.N1	31-JUL-2009 13:58:31	Bright	49.000	35	33Alp Per	1.7950	6250.0	98	38784	No
124	GOM_NL__2PRFIN20090731_140226_000000482081_00153_38784_4707.N1	31-JUL-2009 14:02:26	Bright	48.000	149	45Eps Per	2.8880	30000.	96	38784	No
125	GOM_NL__2PRFIN20090731_140531_000000502081_00153_38784_4708.N1	31-JUL-2009 14:05:31	Tw_i_and_stray	50.000	150	44Zet Per	2.8900	28000.	100	38784	No
126	GOM_NL__2PRFIN20090731_141017_000000532081_00153_38784_4709.N1	31-JUL-2009 14:10:17	Dark	53.000	13	87Alp Tau	0.86700	3800.0	106	38784	No
127	GOM_NL__2PRFIN20090731_142112_000000552081_00153_38784_4710.N1	31-JUL-2009 14:21:12	Dark	54.500	165	34Gam Eri	2.9500	3200.0	109	38784	No
128	GOM_NL__2PRFIN20090731_143037_000000462081_00153_38784_4711.N1	31-JUL-2009 14:30:37	Dark	46.000	157	The1Eri	2.9060	9300.0	92	38784	No
129	GOM_NL__2PRFIN20090731_144053_000000532081_00154_38785_4710.N1	31-JUL-2009 14:40:53	Straylight	53.000	84	Alp Phe	2.3970	4500.0	106	38785	No
130	GOM_NL__2PRFIN20090731_144623_000000452081_00154_38785_4711.N1	31-JUL-2009 14:46:23	Straylight	45.000	31	Alp Gru	1.7340	15200.	90	38785	No
131	GOM_NL__2PRFIN20090731_144932_000000462081_00154_38785_4712.N1	31-JUL-2009 14:49:32	Straylight	46.000	172	Gam Gru	3.0030	13100.	92	38785	No
132	GOM_NL__2PRFIN20090731_145716_000000532081_00154_38785_4713.N1	31-JUL-2009 14:57:16	Bright	53.000	142	49Del Cap	2.8500	8900.0	106	38785	No
133	GOM_NL__2PRFIN20090731_150132_000000402081_00154_38785_4714.N1	31-JUL-2009 15:01:32	Bright	40.000	154	22Bet Aqr	2.8990	5700.0	80	38785	No
134	GOM_NL__2PRFIN20090731_151409_000000452081_00154_38785_4715.N1	31-JUL-2009 15:14:09	Bright	44.500	92	53Eps Cyg	2.5000	4500.0	89	38785	No
135	GOM_NL__2PRFIN20090731_151716_000000472081_00154_38785_4716.N1	31-JUL-2009 15:17:16	Bright	46.500	19	50Alp Cyg	1.2460	10500.	93	38785	No
136	GOM_NL__2PRFIN20090731_152240_000000402081_00154_38785_4717.N1	31-JUL-2009 15:22:40	Bright	40.000	89	5Alp Cep	2.4510	8000.0	80	38785	No
137	GOM_NL__2PRFIN20090731_152910_000000502081_00154_38785_4718.N1	31-JUL-2009 15:29:10	Bright	49.500	74	11Bet Cas	2.2680	6600.0	99	38785	No
138	GOM_NL__2PRFIN20090731_153107_000000472081_00154_38785_4719.N1	31-JUL-2009 15:31:07	Bright	47.000	76	27Gam Cas	2.3000	30000.	94	38785	No
139	GOM_NL__2PRFIN20090731_153728_000000692081_00154_38785_4720.N1	31-JUL-2009 15:37:28	Bright	69.000	160	23Gam Per	2.9300	4700.0	138	38785	No
140	GOM_NL__2PRFIN20090731_153907_000000682081_00154_38785_4721.N1	31-JUL-2009 15:39:07	Bright	68.000	35	33Alp Per	1.7950	6250.0	136	38785	No
141	GOM_NL__2PRFIN20090731_154302_000000482081_00154_38785_4722.N1	31-JUL-2009 15:43:02	Bright	47.500	149	45Eps Per	2.8880	30000.	95	38785	No
142	GOM_NL__2PRFIN20090731_154607_000000542081_00154_38785_4723.N1	31-JUL-2009 15:46:07	Tw_i_and_stray	54.000	150	44Zet Per	2.8900	28000.	108	38785	No
143	GOM_NL__2PRFIN20090731_155054_000000582081_00154_38785_4724.N1	31-JUL-2009 15:50:54	Dark	57.500	13	87Alp Tau	0.86700	3800.0	115	38785	No
144	GOM_NL__2PRFIN20090731_160149_000000542081_00154_38785_4725.N1	31-JUL-2009 16:01:49	Dark	54.000	165	34Gam Eri	2.9500	3200.0	108	38785	No
145	GOM_NL__2PRFIN20090731_161114_000000452081_00154_38785_4726.N1	31-JUL-2009 16:11:14	Dark	44.500	157	The1Eri	2.9060	9300.0	89	38785	No
146	GOM_NL__2PRFIN20090731_162130_000000542081_00155_38786_4725.N1	31-JUL-2009 16:21:30	Straylight	54.000	84	Alp Phe	2.3970	4500.0	108	38786	No
147	GOM_NL__2PRFIN20090731_162659_000000492081_00155_38786_4726.N1	31-JUL-2009 16:26:59	Straylight	48.500	31	Alp Gru	1.7340	15200.	97	38786	No
148	GOM_NL__2PRFIN20090731_163008_000000452081_00155_38786_4727.N1	31-JUL-2009 16:30:08	Straylight	44.500	172	Gam Gru	3.0030	13100.	89	38786	No
149	GOM_NL__2PRFIN20090731_163752_000000542081_00155_38786_4728.N1	31-JUL-2009 16:37:52	Bright	53.500	142	49Del Cap	2.8500	8900.0	107	38786	No
150	GOM_NL__2PRFIN20090731_164207_000000472081_00155_38786_4729.N1	31-JUL-2009 16:42:07	Bright	47.000	154	22Bet Aqr	2.8990	5700.0	94	38786	No
151	GOM_NL__2PRFIN20090731_165445_000000432081_00155_38786_4730.N1	31-JUL-2009 16:54:45	Bright	42.500	92	53Eps Cyg	2.5000	4500.0	85	38786	No
152	GOM_NL__2PRFIN20090731_165751_000000422081_00155_38786_4731.N1	31-JUL-2009 16:57:51	Bright	42.000	19	50Alp Cyg	1.2460	10500.	84	38786	No
153	GOM_NL__2PRFIN20090731_170316_000000422081_00155_38786_4732.N1	31-JUL-2009 17:03:16	Bright	41.500	89	5Alp Cep	2.4510	8000.0	83	38786	No
154	GOM_NL__2PRFIN20090731_170945_000000532081_00155_38786_4733.N1	31-JUL-2009 17:09:45	Bright	52.500	74	11Bet Cas	2.2680	6600.0	105	38786	No
155	GOM_NL__2PRFIN20090731_171142_000000512081_00155_38786_4734.N1	31-JUL-2009 17:11:42	Bright	51.000	76	27Gam Cas	2.3000	30000.	102	38786	No
156	GOM_NL__2PRFIN20090731_171803_000000692081_00155_38786_4735.N1	31-JUL-2009 17:18:03	Bright	69.000	160	23Gam Per	2.9300	4700.0	138	38786	No
157	GOM_NL__2PRFIN20090731_171942_000000462081_00155_38786_4736.N1	31-JUL-2009 17:19:42	Bright	45.500	35	33Alp Per	1.7950	6250.0	91	38786	No
158	GOM_NL__2PRFIN20090731_172338_000000482081_00155_38786_4737.N1	31-JUL-2009 17:23:38	Bright	47.500	149	45Eps Per	2.8880	30000.	95	38786	No
159	GOM_NL__2PRFIN20090731_172643_000000542081_00155_38786_4738.N1	31-JUL-2009 17:26:43	Tw_i_and_stray	54.000	150	44Zet Per	2.8900	28000.	108	38786	No
160	GOM_NL__2PRFIN20090731_173130_000000592081_00155_38786_4739.N1	31-JUL-2009 17:31:30	Dark	58.500	13	87Alp Tau	0.86700	3800.0	117	38786	No



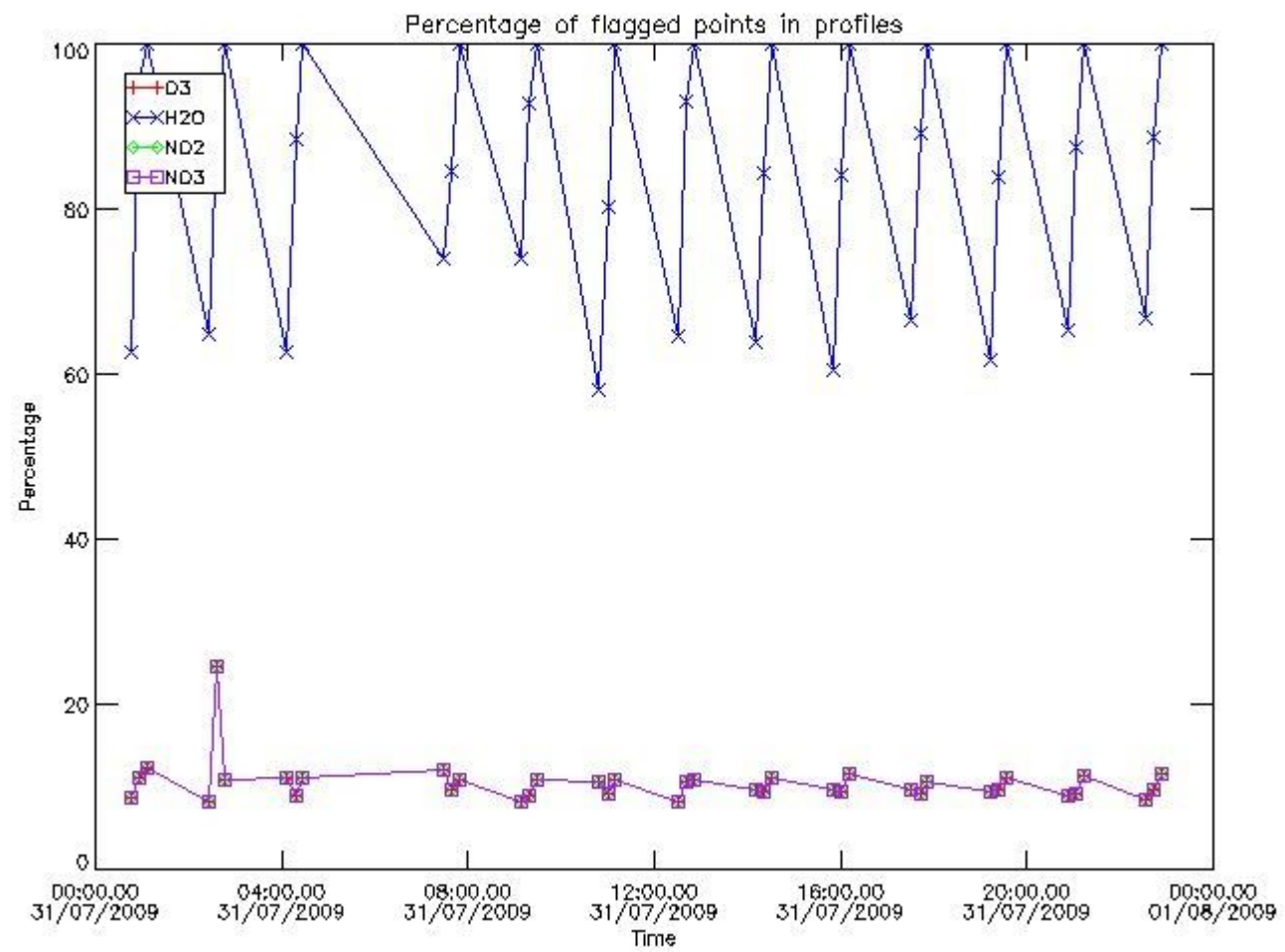
161	GOM_NL__2PRFIN20090731_174226_000000612081_00155_38786_4740.N1	31-JUL-2009 17:42:26	Dark	60.500	165	34Gam Eri	2.9500	3200.0	121	38786	No
162	GOM_NL__2PRFIN20090731_175151_000000492081_00155_38786_4741.N1	31-JUL-2009 17:51:51	Dark	48.500	157	The1Eri	2.9060	9300.0	97	38786	No
163	GOM_NL__2PRFIN20090731_180207_000000552081_00156_38787_4746.N1	31-JUL-2009 18:02:07	Straylight	55.000	84	Alp Phe	2.3970	4500.0	110	38787	No
164	GOM_NL__2PRFIN20090731_180736_000000432081_00156_38787_4747.N1	31-JUL-2009 18:07:36	Straylight	43.000	31	Alp Gru	1.7340	15200.	86	38787	No
165	GOM_NL__2PRFIN20090731_181044_000000462081_00156_38787_4748.N1	31-JUL-2009 18:10:44	Straylight	46.000	172	Gam Gru	3.0030	13100.	92	38787	No
166	GOM_NL__2PRFIN20090731_181828_000000542081_00156_38787_4749.N1	31-JUL-2009 18:18:28	Bright	54.000	142	49Del Cap	2.8500	8900.0	108	38787	No
167	GOM_NL__2PRFIN20090731_182243_000000472081_00156_38787_4750.N1	31-JUL-2009 18:22:43	Bright	47.000	154	22Bet Aqr	2.8990	5700.0	94	38787	No
168	GOM_NL__2PRFIN20090731_183520_000000562081_00156_38787_4751.N1	31-JUL-2009 18:35:20	Bright	55.500	92	53Eps Cyg	2.5000	4500.0	111	38787	No
169	GOM_NL__2PRFIN20090731_183827_000000422081_00156_38787_4752.N1	31-JUL-2009 18:38:27	Bright	42.000	19	50Alp Cyg	1.2460	10500.	84	38787	No
170	GOM_NL__2PRFIN20090731_184351_000000402081_00156_38787_4753.N1	31-JUL-2009 18:43:51	Bright	40.000	89	5Alp Cep	2.4510	8000.0	80	38787	No
171	GOM_NL__2PRFIN20090731_185021_000000482081_00156_38787_4754.N1	31-JUL-2009 18:50:21	Bright	48.000	74	11Bet Cas	2.2680	6600.0	96	38787	No
172	GOM_NL__2PRFIN20090731_185218_000000642081_00156_38787_4755.N1	31-JUL-2009 18:52:18	Bright	63.500	76	27Gam Cas	2.3000	30000.	127	38787	No
173	GOM_NL__2PRFIN20090731_185839_000000692081_00156_38787_4756.N1	31-JUL-2009 18:58:39	Bright	69.000	160	23Gam Per	2.9300	4700.0	138	38787	No
174	GOM_NL__2PRFIN20090731_190018_000000522081_00156_38787_4757.N1	31-JUL-2009 19:00:18	Bright	51.500	35	33Alp Per	1.7950	6250.0	103	38787	No
175	GOM_NL__2PRFIN20090731_190414_000000492081_00156_38787_4758.N1	31-JUL-2009 19:04:14	Bright	49.000	149	45Eps Per	2.8880	30000.	98	38787	No
176	GOM_NL__2PRFIN20090731_190719_000000532081_00156_38787_4759.N1	31-JUL-2009 19:07:19	Tw_i_and_stray	52.500	150	44Zet Per	2.8900	28000.	105	38787	No
177	GOM_NL__2PRFIN20090731_191207_000000542081_00156_38787_4760.N1	31-JUL-2009 19:12:07	Dark	54.000	13	87Alp Tau	0.86700	3800.0	108	38787	No
178	GOM_NL__2PRFIN20090731_192303_000000532081_00156_38787_4761.N1	31-JUL-2009 19:23:03	Dark	53.000	165	34Gam Eri	2.9500	3200.0	106	38787	No
179	GOM_NL__2PRFIN20090731_193228_000000462081_00156_38787_4762.N1	31-JUL-2009 19:32:28	Dark	46.000	157	The1Eri	2.9060	9300.0	92	38787	No
180	GOM_NL__2PRFIN20090731_194244_000000582081_00157_38788_4764.N1	31-JUL-2009 19:42:44	Straylight	57.500	84	Alp Phe	2.3970	4500.0	115	38788	No
181	GOM_NL__2PRFIN20090731_194812_000000432081_00157_38788_4765.N1	31-JUL-2009 19:48:12	Straylight	42.500	31	Alp Gru	1.7340	15200.	85	38788	No
182	GOM_NL__2PRFIN20090731_195121_000000472081_00157_38788_4766.N1	31-JUL-2009 19:51:21	Straylight	46.500	172	Gam Gru	3.0030	13100.	93	38788	No
183	GOM_NL__2PRFIN20090731_195904_000000532081_00157_38788_4767.N1	31-JUL-2009 19:59:04	Bright	53.000	142	49Del Cap	2.8500	8900.0	106	38788	No
184	GOM_NL__2PRFIN20090731_200319_000000532081_00157_38788_4768.N1	31-JUL-2009 20:03:19	Bright	53.000	154	22Bet Aqr	2.8990	5700.0	106	38788	No
185	GOM_NL__2PRFIN20090731_201555_000000432081_00157_38788_4769.N1	31-JUL-2009 20:15:55	Bright	43.000	92	53Eps Cyg	2.5000	4500.0	86	38788	No
186	GOM_NL__2PRFIN20090731_201902_000000402081_00157_38788_4770.N1	31-JUL-2009 20:19:02	Bright	39.500	19	50Alp Cyg	1.2460	10500.	79	38788	No
187	GOM_NL__2PRFIN20090731_202427_000000412081_00157_38788_4771.N1	31-JUL-2009 20:24:27	Bright	40.500	89	5Alp Cep	2.4510	8000.0	81	38788	No
188	GOM_NL__2PRFIN20090731_203056_000000492081_00157_38788_4772.N1	31-JUL-2009 20:30:56	Bright	49.000	74	11Bet Cas	2.2680	6600.0	98	38788	No
189	GOM_NL__2PRFIN20090731_203253_000000482081_00157_38788_4773.N1	31-JUL-2009 20:32:53	Bright	48.000	76	27Gam Cas	2.3000	30000.	96	38788	No
190	GOM_NL__2PRFIN20090731_203915_000000692081_00157_38788_4774.N1	31-JUL-2009 20:39:15	Bright	69.000	160	23Gam Per	2.9300	4700.0	138	38788	No
191	GOM_NL__2PRFIN20090731_204054_000000482081_00157_38788_4775.N1	31-JUL-2009 20:40:54	Bright	48.000	35	33Alp Per	1.7950	6250.0	96	38788	No
192	GOM_NL__2PRFIN20090731_204450_000000482081_00157_38788_4776.N1	31-JUL-2009 20:44:50	Bright	47.500	149	45Eps Per	2.8880	30000.	95	38788	No
193	GOM_NL__2PRFIN20090731_204755_000000522081_00157_38788_4777.N1	31-JUL-2009 20:47:55	Tw_i_and_stray	52.000	150	44Zet Per	2.8900	28000.	104	38788	No
194	GOM_NL__2PRFIN20090731_205243_000000562081_00157_38788_4778.N1	31-JUL-2009 20:52:43	Dark	56.000	13	87Alp Tau	0.86700	3800.0	112	38788	No
195	GOM_NL__2PRFIN20090731_210339_000000562081_00157_38788_4779.N1	31-JUL-2009 21:03:39	Dark	56.000	165	34Gam Eri	2.9500	3200.0	112	38788	No
196	GOM_NL__2PRFIN20090731_211304_000000452081_00157_38788_4780.N1	31-JUL-2009 21:13:04	Dark	45.000	157	The1Eri	2.9060	9300.0	90	38788	No
197	GOM_NL__2PRFIN20090731_212321_000000542081_00158_38789_4781.N1	31-JUL-2009 21:23:21	Straylight	53.500	84	Alp Phe	2.3970	4500.0	107	38789	No
198	GOM_NL__2PRFIN20090731_212849_000000442081_00158_38789_4782.N1	31-JUL-2009 21:28:49	Straylight	43.500	31	Alp Gru	1.7340	15200.	87	38789	No
199	GOM_NL__2PRFIN20090731_213157_000000452081_00158_38789_4783.N1	31-JUL-2009 21:31:57	Straylight	44.500	172	Gam Gru	3.0030	13100.	89	38789	No
200	GOM_NL__2PRFIN20090731_213940_000000532081_00158_38789_4784.N1	31-JUL-2009 21:39:40	Bright	53.000	142	49Del Cap	2.8500	8900.0	106	38789	No
201	GOM_NL__2PRFIN20090731_214355_000000532081_00158_38789_4785.N1	31-JUL-2009 21:43:55	Bright	53.000	154	22Bet Aqr	2.8990	5700.0	106	38789	No
202	GOM_NL__2PRFIN20090731_215631_000000472081_00158_38789_4786.N1	31-JUL-2009 21:56:31	Bright	46.500	92	53Eps Cyg	2.5000	4500.0	93	38789	No
203	GOM_NL__2PRFIN20090731_215937_000000612081_00158_38789_4787.N1	31-JUL-2009 21:59:37	Bright	61.000	19	50Alp Cyg	1.2460	10500.	122	38789	No
204	GOM_NL__2PRFIN20090731_220502_000000422081_00158_38789_4788.N1	31-JUL-2009 22:05:02	Bright	42.000	89	5Alp Cep	2.4510	8000.0	84	38789	No
205	GOM_NL__2PRFIN20090731_221131_000000502081_00158_38789_4789.N1	31-JUL-2009 22:11:31	Bright	50.000	74	11Bet Cas	2.2680	6600.0	100	38789	No
206	GOM_NL__2PRFIN20090731_221328_000000462081_00158_38789_4790.N1	31-JUL-2009 22:13:28	Bright	46.000	76	27Gam Cas	2.3000	30000.	92	38789	No
207	GOM_NL__2PRFIN20090731_221950_000000522081_00158_38789_4791.N1	31-JUL-2009 22:19:50	Bright	51.500	160	23Gam Per	2.9300	4700.0	103	38789	No
208	GOM_NL__2PRFIN20090731_222129_000000512081_00158_38789_4792.N1	31-JUL-2009 22:21:29	Bright	50.500	35	33Alp Per	1.7950	6250.0	101	38789	No
209	GOM_NL__2PRFIN20090731_222526_000000502081_00158_38789_4793.N1	31-JUL-2009 22:25:26	Bright	49.500	149	45Eps Per	2.8880	30000.	99	38789	No
210	GOM_NL__2PRFIN20090731_222831_000000542081_00158_38789_4794.N1	31-JUL-2009 22:28:31	Tw_i_and_stray	54.000	150	44Zet Per	2.8900	28000.	108	38789	No
211	GOM_NL__2PRFIN20090731_223319_000000612081_00158_38789_4795.N1	31-JUL-2009 22:33:19	Dark	60.500	13	87Alp Tau	0.86700	3800.0	121	38789	No
212	GOM_NL__2PRFIN20090731_224416_000000542081_00158_38789_4796.N1	31-JUL-2009 22:44:16	Dark	53.500	165	34Gam Eri	2.9500	3200.0	107	38789	No
213	GOM_NL__2PRFIN20090731_225341_000000452081_00158_38789_4797.N1	31-JUL-2009 22:53:41	Dark	44.500	157	The1Eri	2.9060	9300.0	89	38789	No
214	GOM_NL__2PRFIN20090731_230358_000000532081_00159_38790_4817.N1	31-JUL-2009 23:03:58	Straylight	53.000	84	Alp Phe	2.3970	4500.0	106	38790	No
215	GOM_NL__2PRFIN20090731_230925_000000492081_00159_38790_4818.N1	31-JUL-2009 23:09:25	Straylight	49.000	31	Alp Gru	1.7340	15200.	98	38790	No
216	GOM_NL__2PRFIN20090731_231234_000000462081_00159_38790_4819.N1	31-JUL-2009 23:12:34	Straylight	45.500	172	Gam Gru	3.0030	13100.	91	38790	No
217	GOM_NL__2PRFIN20090731_232016_000000532081_00159_38790_4820.N1	31-JUL-2009 23:20:16	Bright	52.500	142	49Del Cap	2.8500	8900.0	105	38790	No
218	GOM_NL__2PRFIN20090731_232430_000000592081_00159_38790_4821.N1	31-JUL-2009 23:24:30	Bright	59.000	154	22Bet Aqr	2.8990	5700.0	118	38790	No
219	GOM_NL__2PRFIN20090731_233706_000000442081_00159_38790_4822.N1	31-JUL-2009 23:37:06	Bright	43.500	92	53Eps Cyg	2.5000	4500.0	87	38790	No

220	GOM_NL__2PRFIN20090731_234013_000000402081_00159_38790_4823.N1	31-JUL-2009 23:40:13	Bright	39.500	19	50Alp Cyg	1.2460	10500.	79	38790	No
221	GOM_NL__2PRFIN20090731_234537_000000372081_00159_38790_4824.N1	31-JUL-2009 23:45:37	Bright	36.500	89	5Alp Cep	2.4510	8000.0	73	38790	No
222	GOM_NL__2PRFIN20090731_235206_000000502081_00159_38790_4825.N1	31-JUL-2009 23:52:06	Bright	50.000	74	11Bet Cas	2.2680	6600.0	100	38790	No
223	GOM_NL__2PRFIN20090731_235403_000000492081_00159_38790_4826.N1	31-JUL-2009 23:54:03	Bright	49.000	76	27Gam Cas	2.3000	30000.	98	38790	No

### 3. Quality information per product

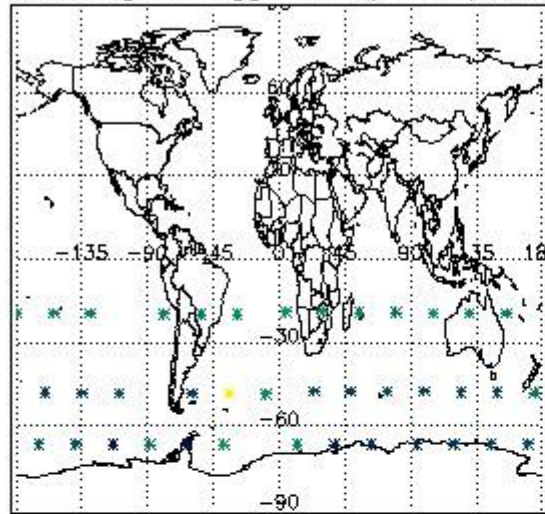
In this section it is plotted some information contained in the Quality Summary data set of the level 2 products. Only products in dark limb conditions and without errors (error flag in the MPH set to "0") are used.

#### 3.1 Plot quality information per product (time dependant)

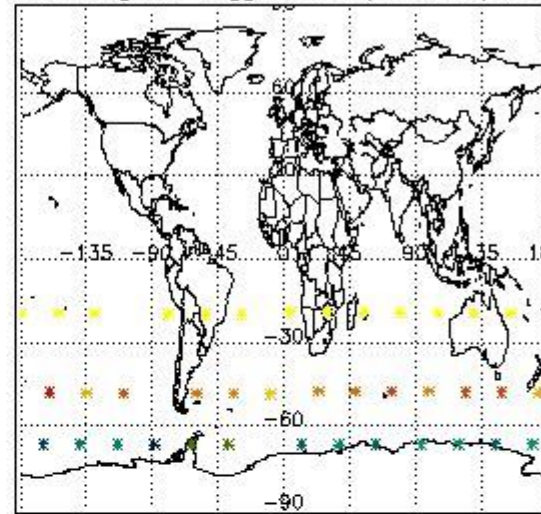


#### 3.2 Plot quality information per product (world map)

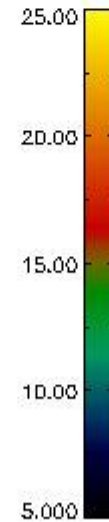
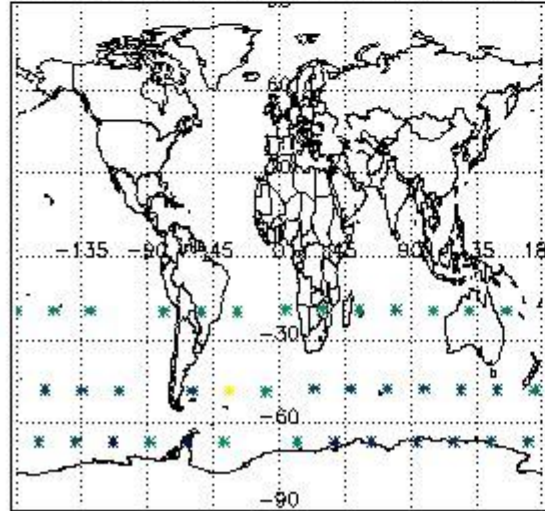
Percentage of flagged data per O3 profile



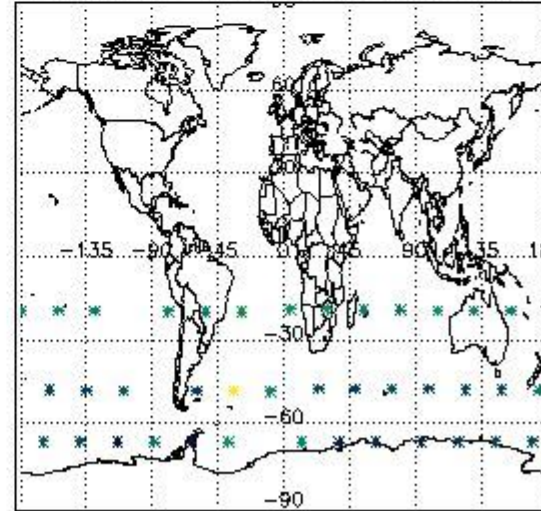
Percentage of flagged data per H2O profile



Percentage of flagged data per NO2 profile



Percentage of flagged data per NO3 profile



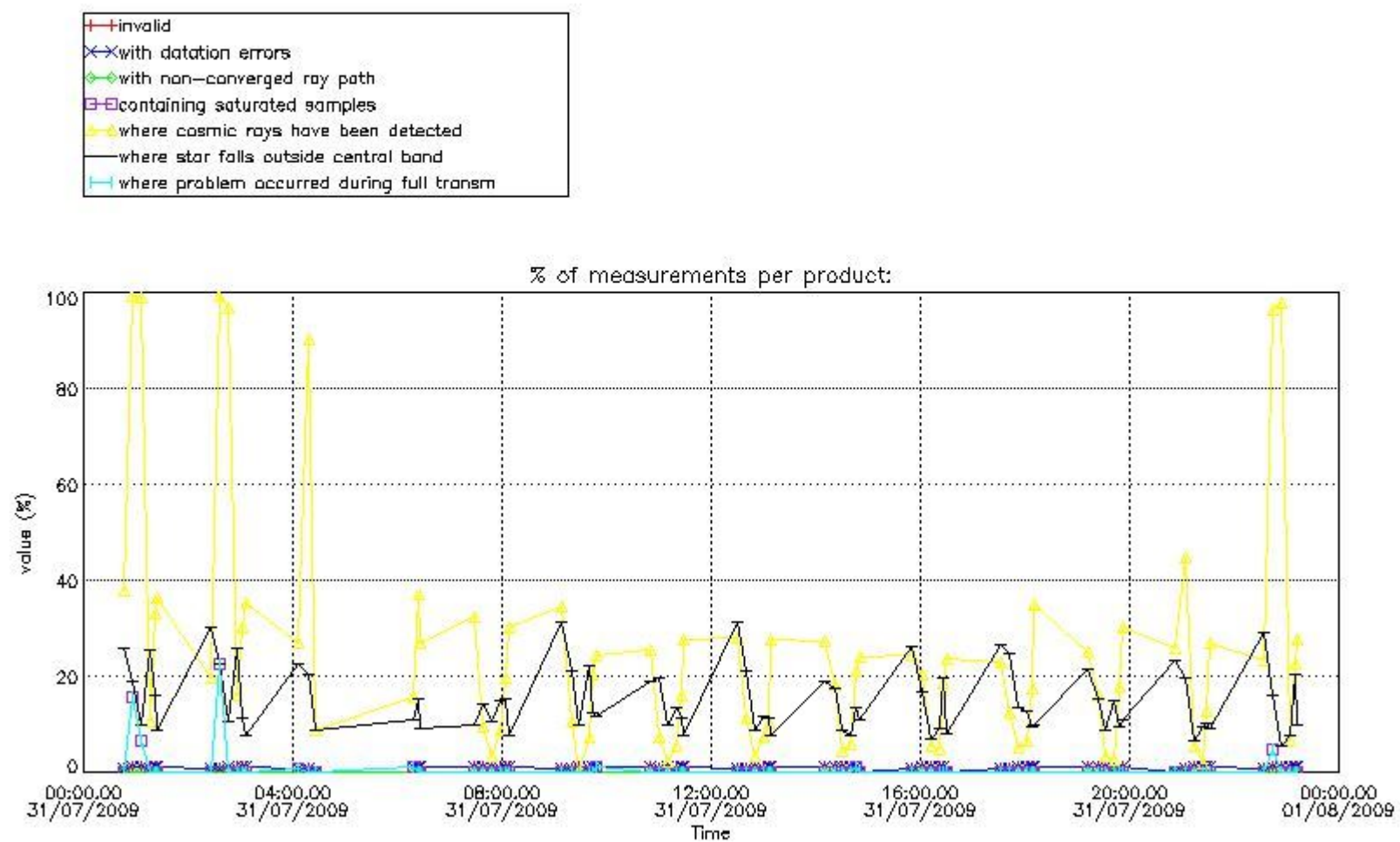
#### 4. Level 1 quality information per product

In this section it is plotted some information contained in the Quality Summary data set of the level 2 products that comes from the level 1b processing. Products without errors (error flag in the MPH set to "0") are used.

##### 4.1 Plot quality information per product (time dependant) coming from level 1b processing

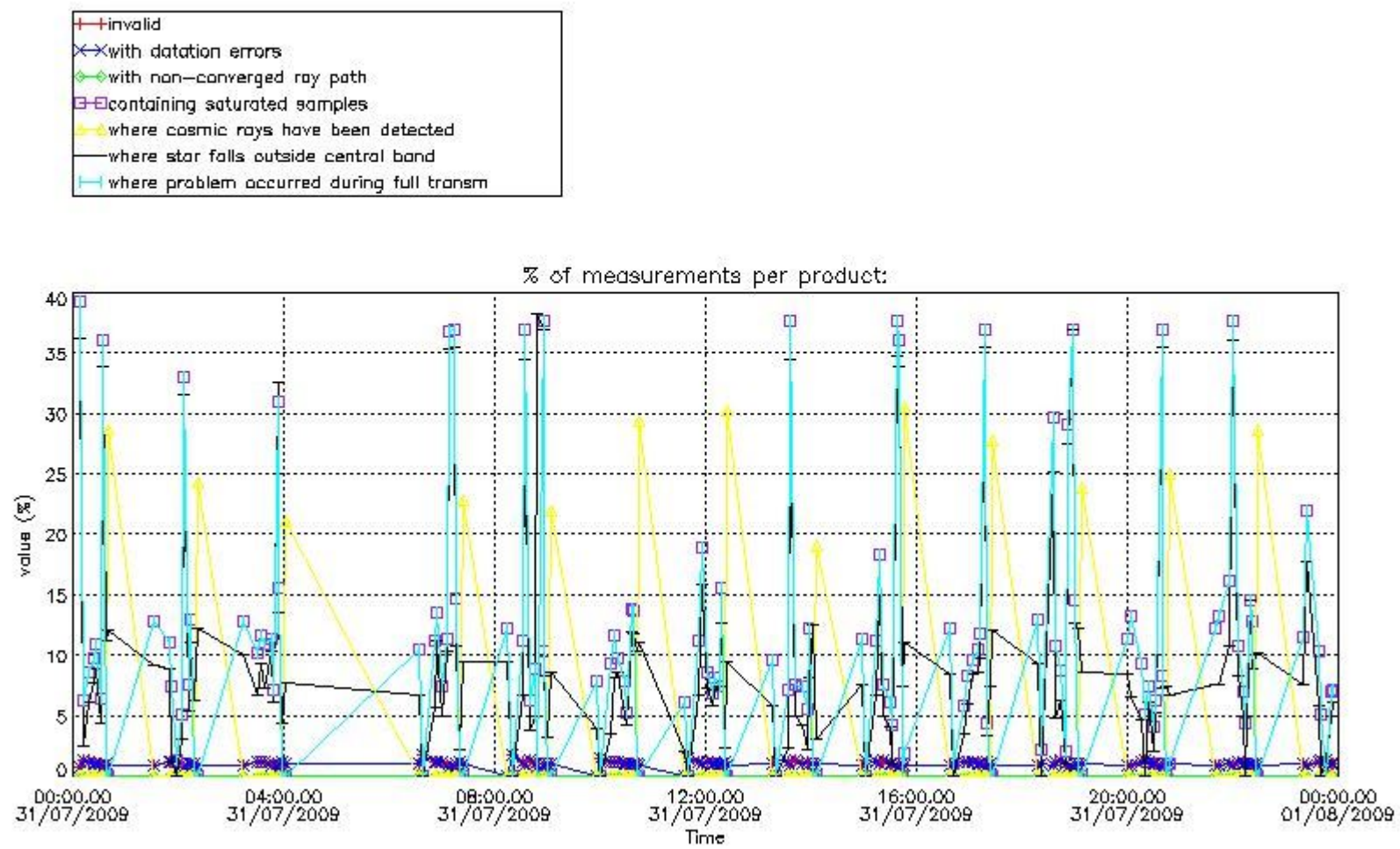
###### 4.1.1 Plot level 1 quality information per product (time dependant): ENVISAT ASCENDING passes





4.1.2 Plot level 1 quality information per product (time dependant): ENVI SAT DESCENDING passes

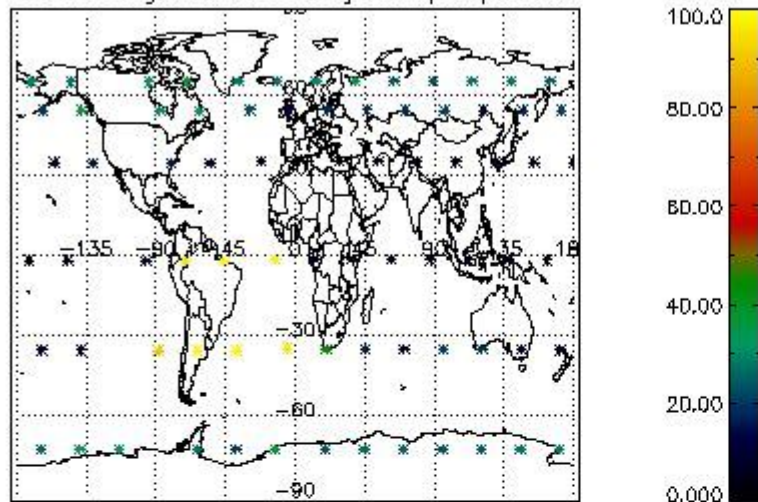




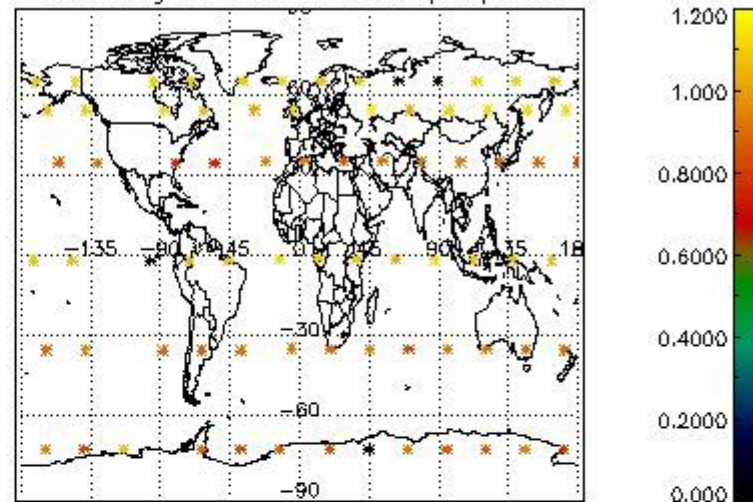
*4.2 Plot quality information per product coming from level 1b processing (world map)*

*4.2.1 Plot level 1 quality information per product (world map): ENVISAT ASCENDING passes*

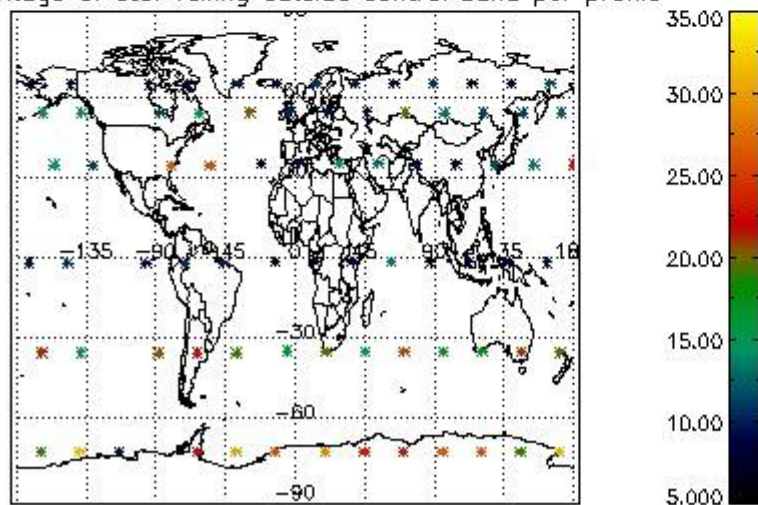
Percentage of cosmic ray hits per profile



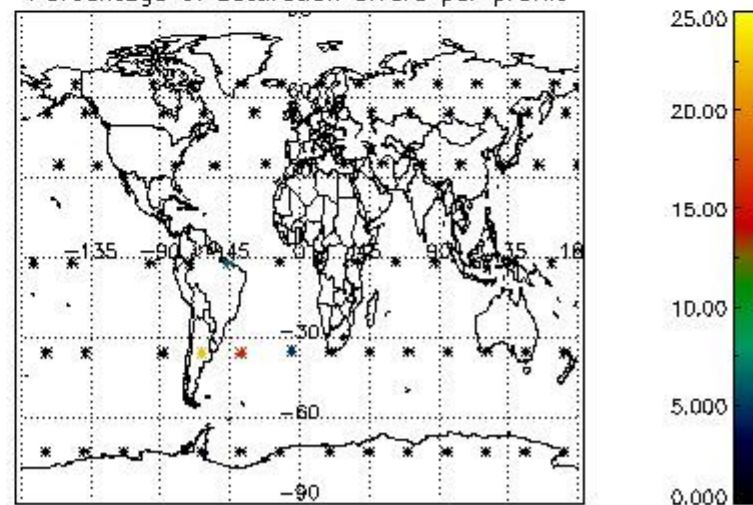
Percentage of datation errors per profile



Percentage of star falling outside central band per profile

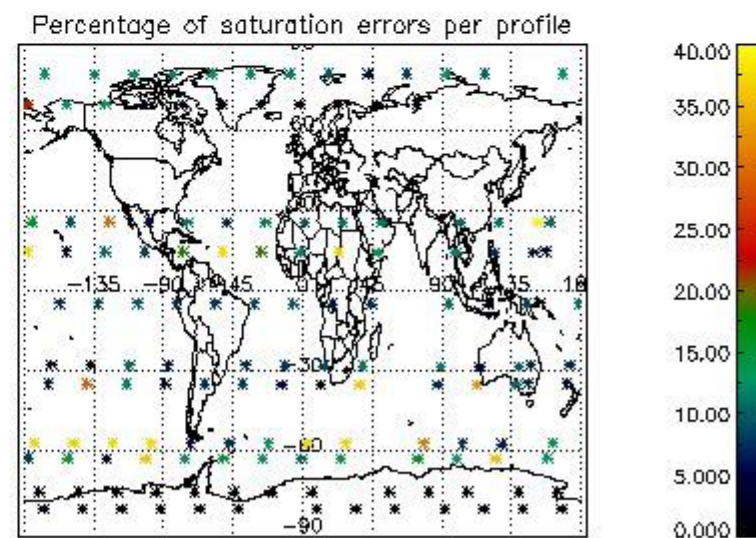
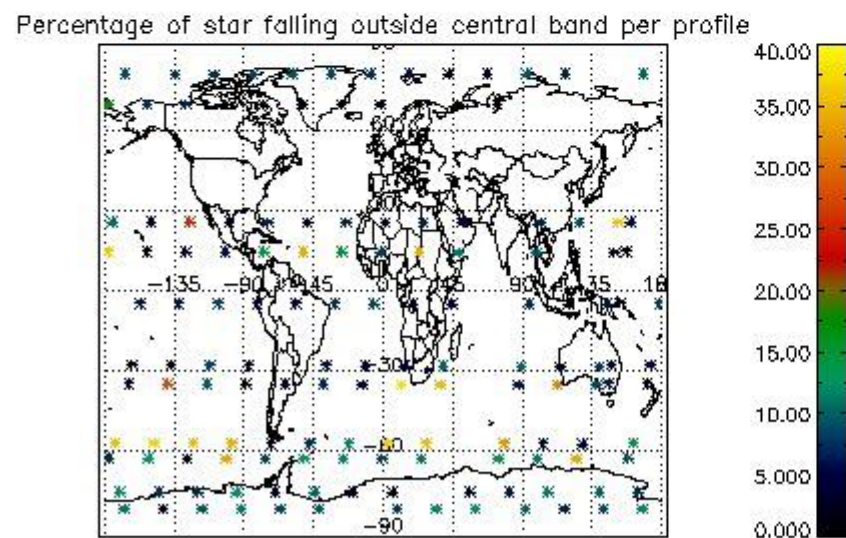
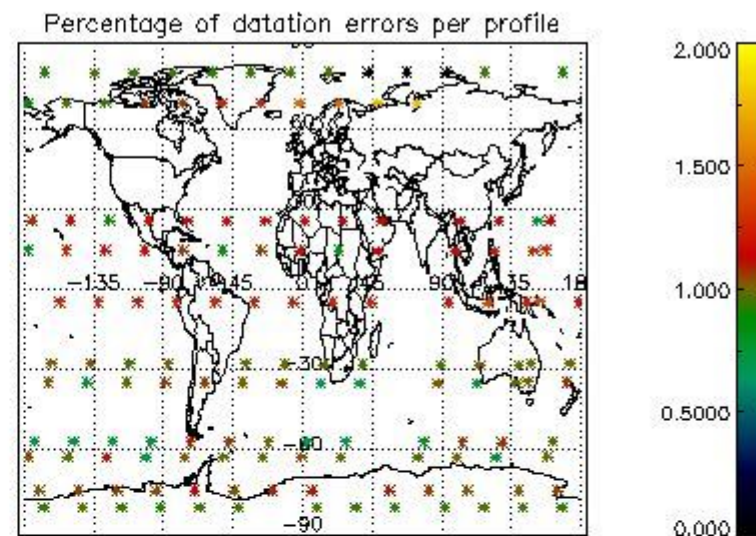
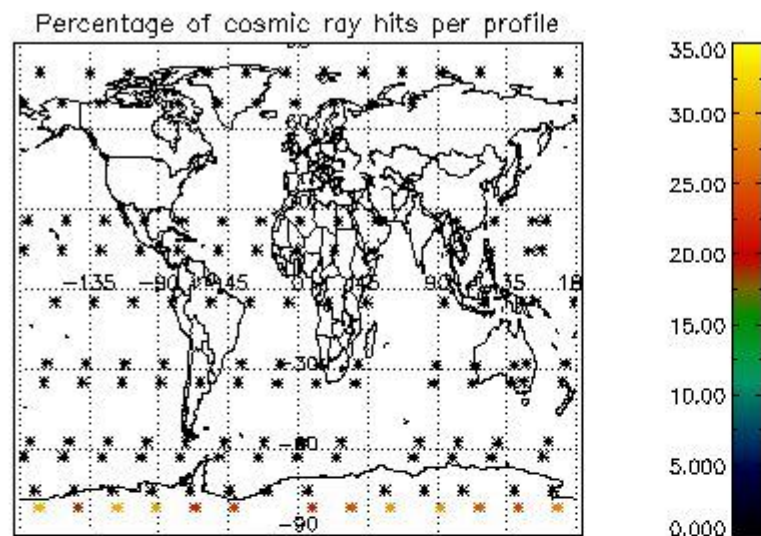


Percentage of saturation errors per profile



4.2.2 Plot level 1 quality information per product (world map): ENVISAT DESCENDING passes





## 5. Trace gas profiles

### 5.1 Ozone statistics based on quality of products

The final quality of the products can be "measured" using the STD (Standard Deviation) attached to every point profile. This information is written to the parameter GOM\_NL\_\_2P/NL\_LOCAL\_SPECIES\_DENSITY/o3\_std of the level 2 products. The table below shows the statistics for given STD ranges.

The statistics are given with respect to the overall valid production:

- Products without fatal errors: GOM\_NL\_\_2P/MPH/PRODUCT\_ERR=0
- Valid point profile: GOM\_NL\_\_2P/NL\_LOCAL\_SPECIES\_DENSITY/pcd(0)=0

The 'Criteria' is applied to valid points of dark limb products:

- Products in dark limb illumination condition: GOM\_NL\_\_2P/NL\_SUMMARY\_QUALITY/obs\_ill\_cond=0
- Products without fatal errors: GOM\_NL\_\_2P/MPH/PRODUCT\_ERR=0
- Valid point profile: GOM\_NL\_\_2P/NL\_LOCAL\_SPECIES\_DENSITY/pcd(0)=0

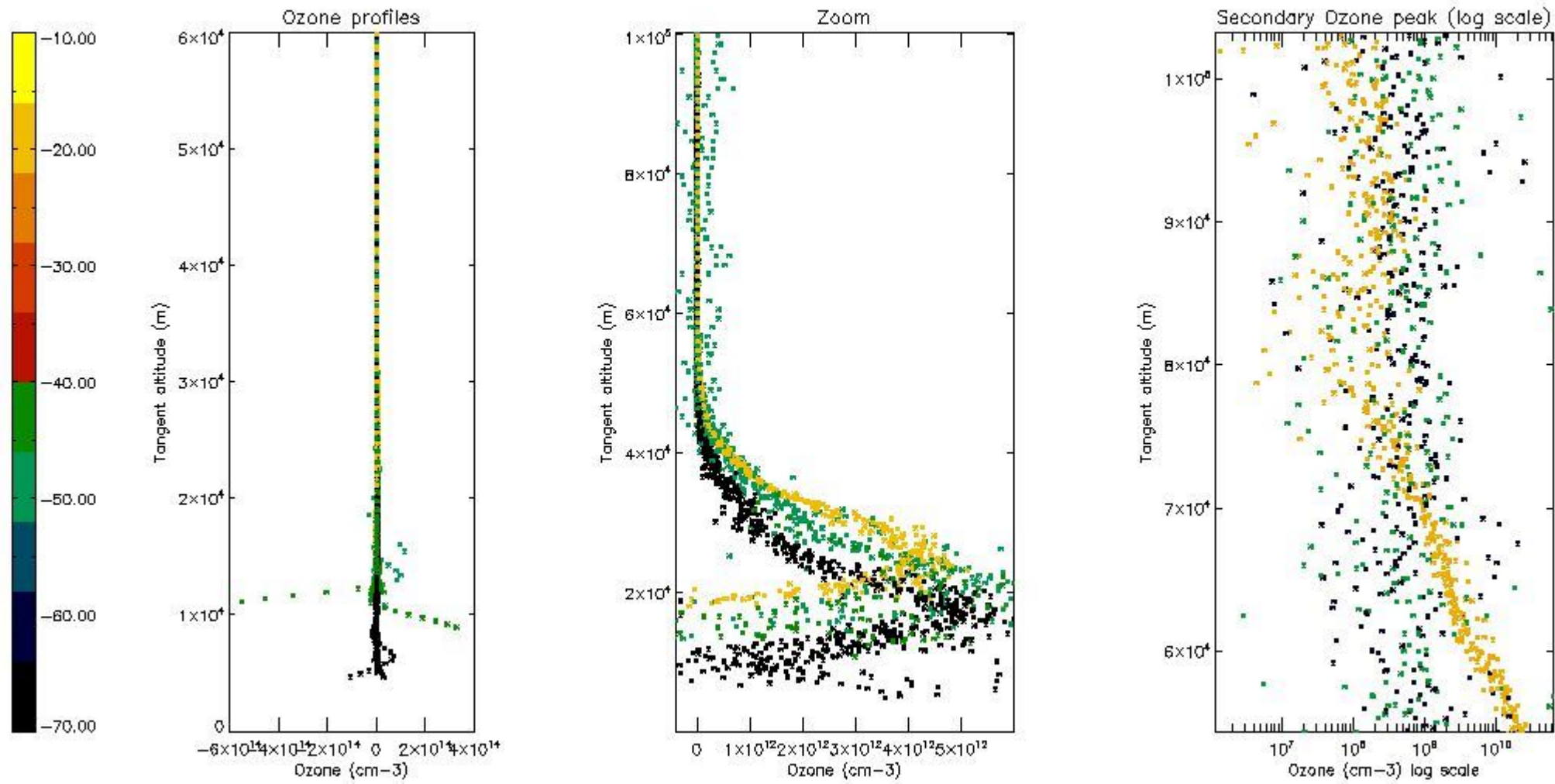
So, the table below shows the percentage of dark limb and valid observations for each criteria with respect to the overall valid daily observations.

Criteria	% of total production
All STD	19
STD < 20	6

STD < 10	3
STD < 5	0

5.2 Plot ozone profiles for all STD (dark without errors)

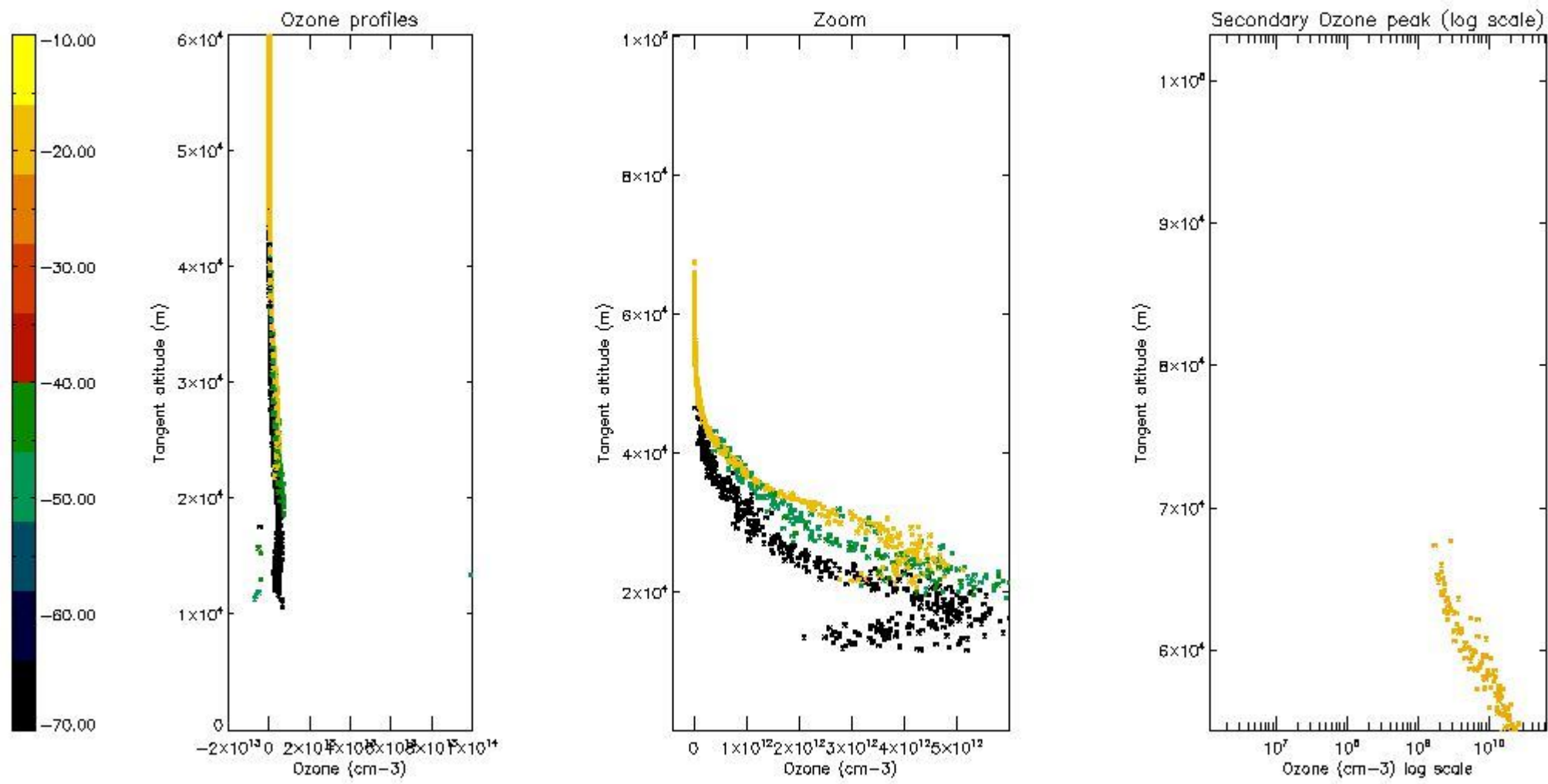
The colorbar represents the latitude.



5.3 Plot ozone profiles where STD < 20% (dark without errors)

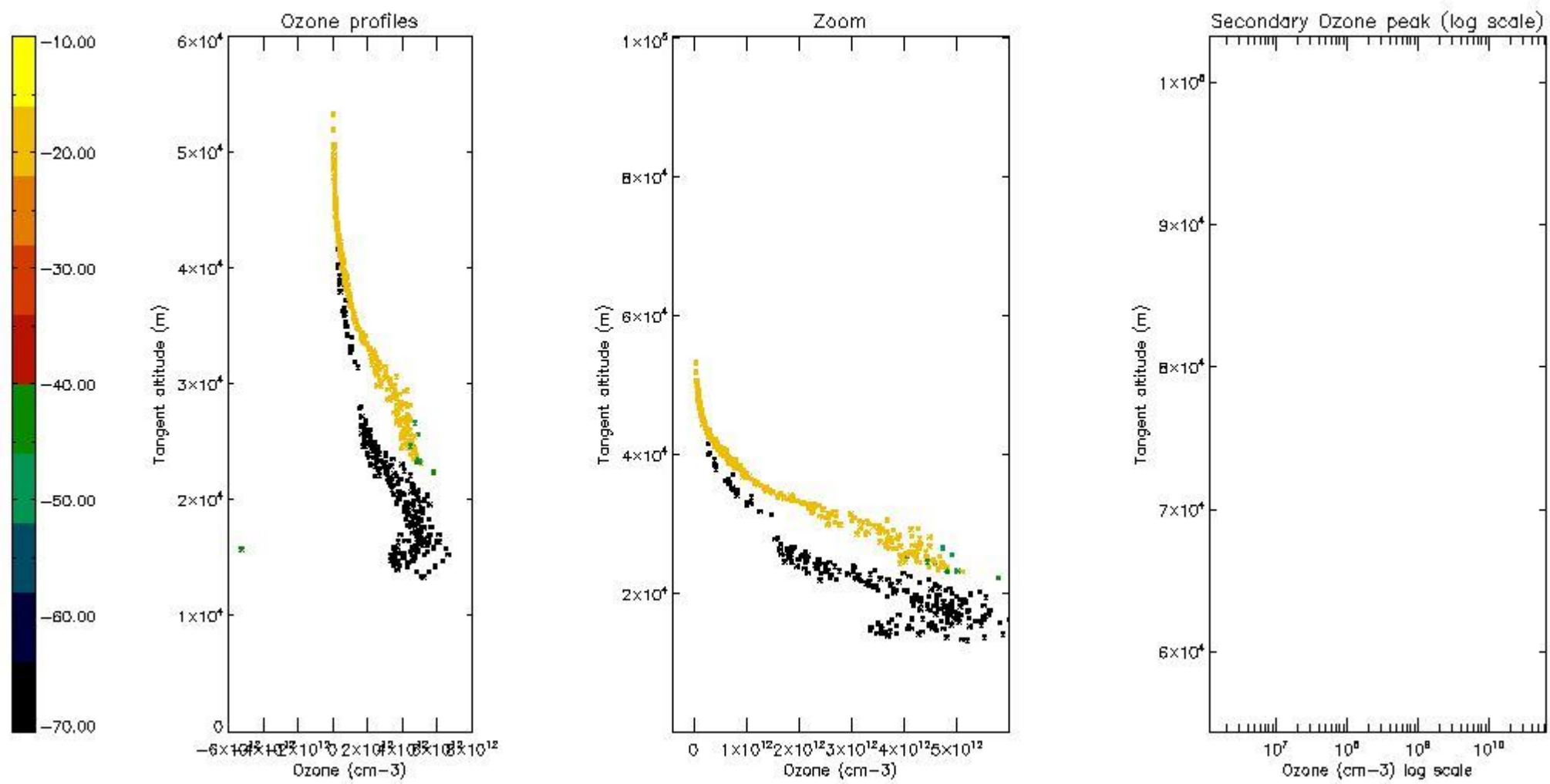
The colorbar represents the latitude.





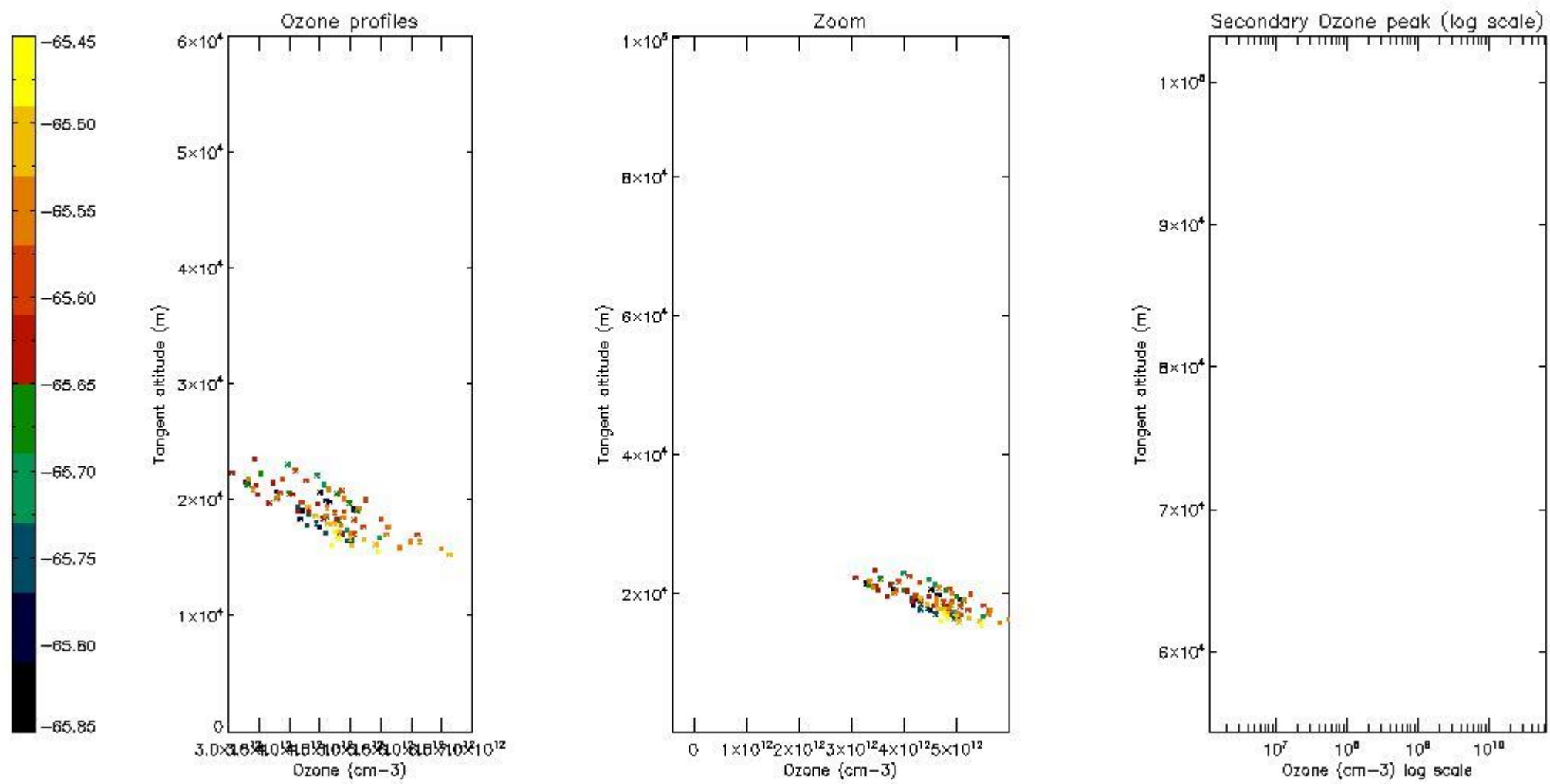
*5.4 Plot ozone profiles where STD < 10% (dark without errors)*

The colorbar represents the latitude.



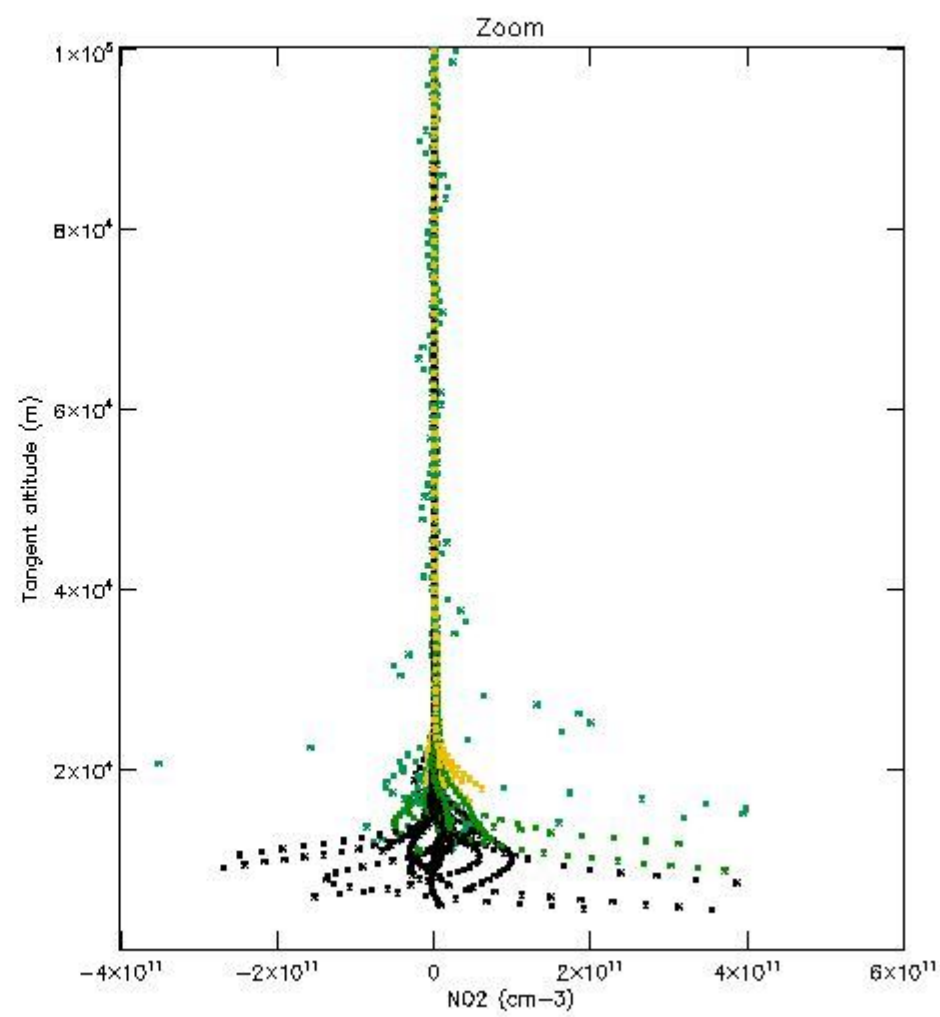
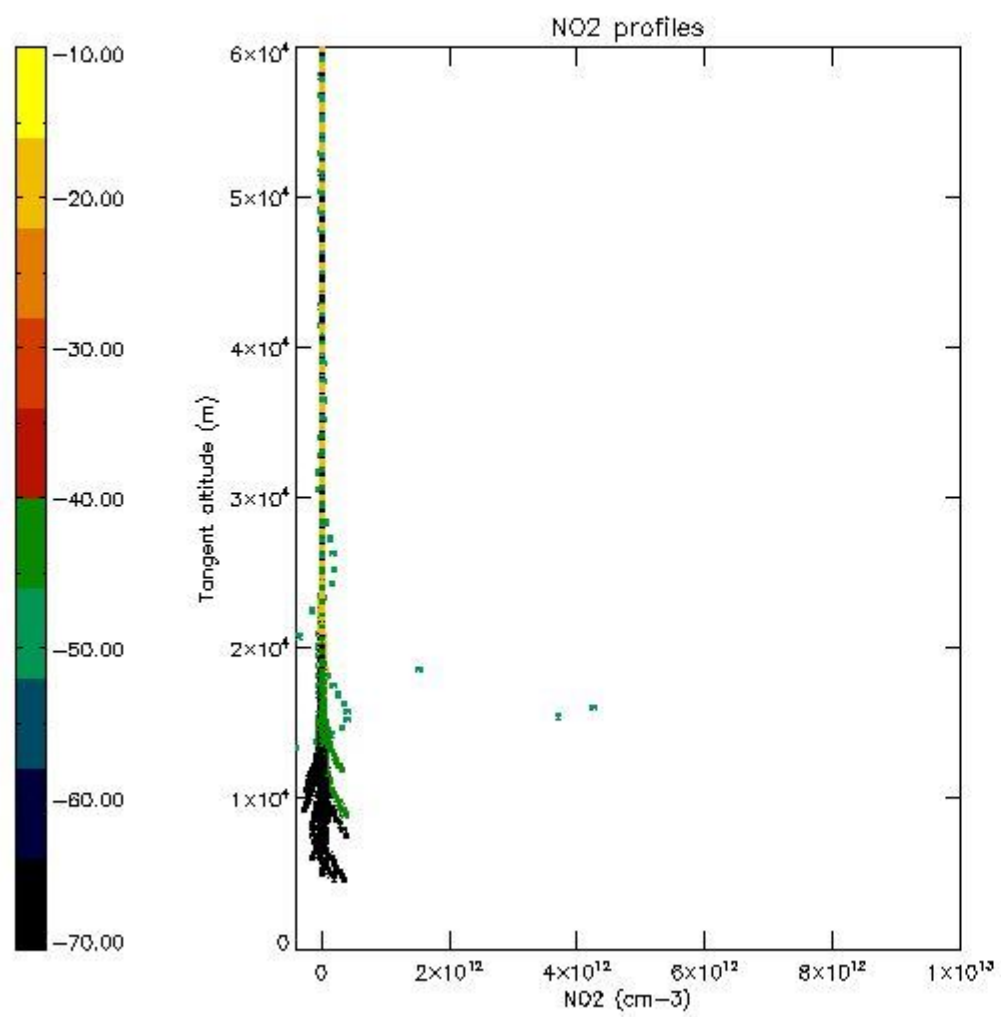
*5.5 Plot ozone profiles where STD < 5% (dark without errors)*

The colorbar represents the latitude.



*5.6 Plot NO<sub>2</sub> profiles for all STD (dark without errors)*

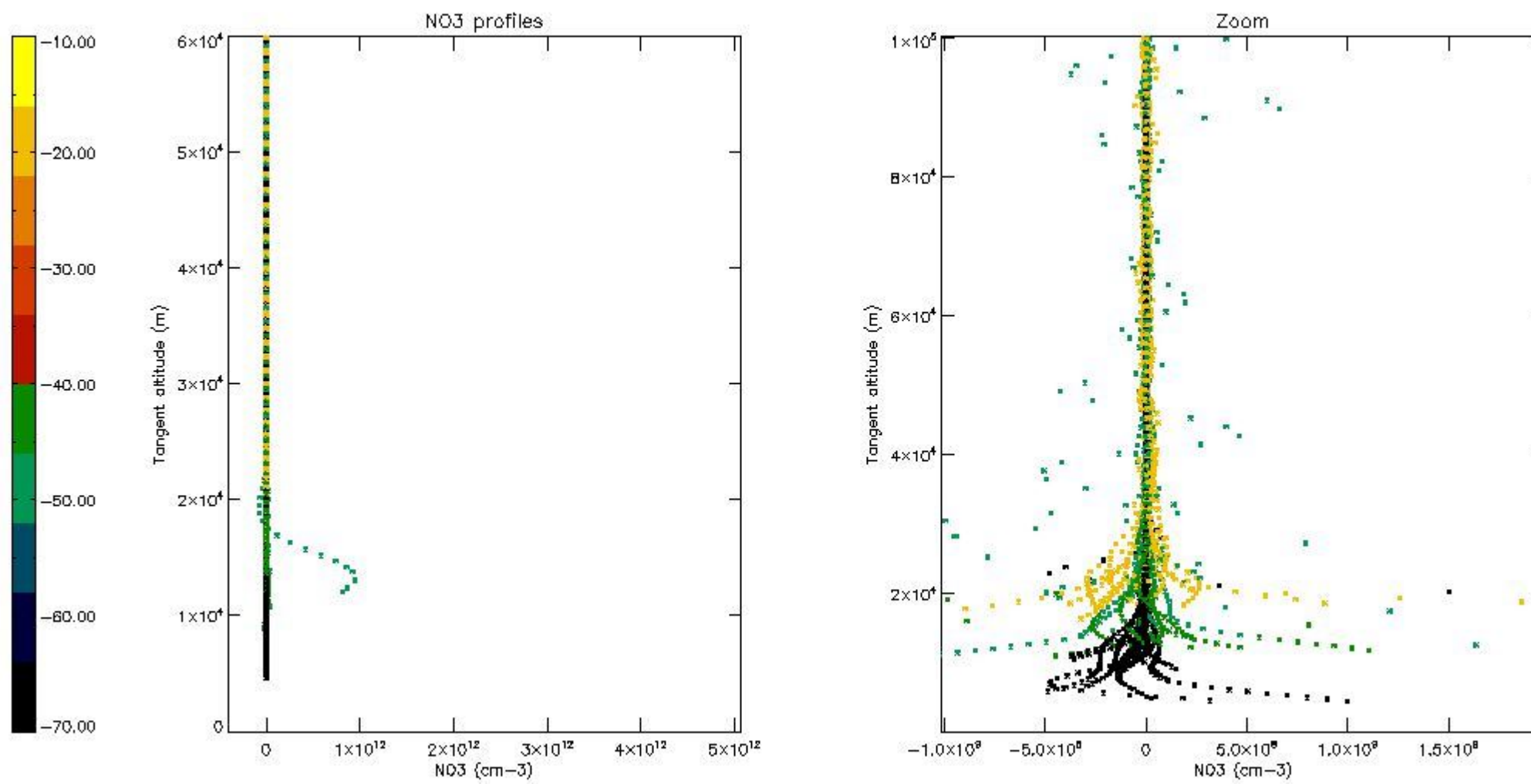
The colorbar represents the latitude.



*5.7 Plot NO3 profiles for all STD (dark without errors)*

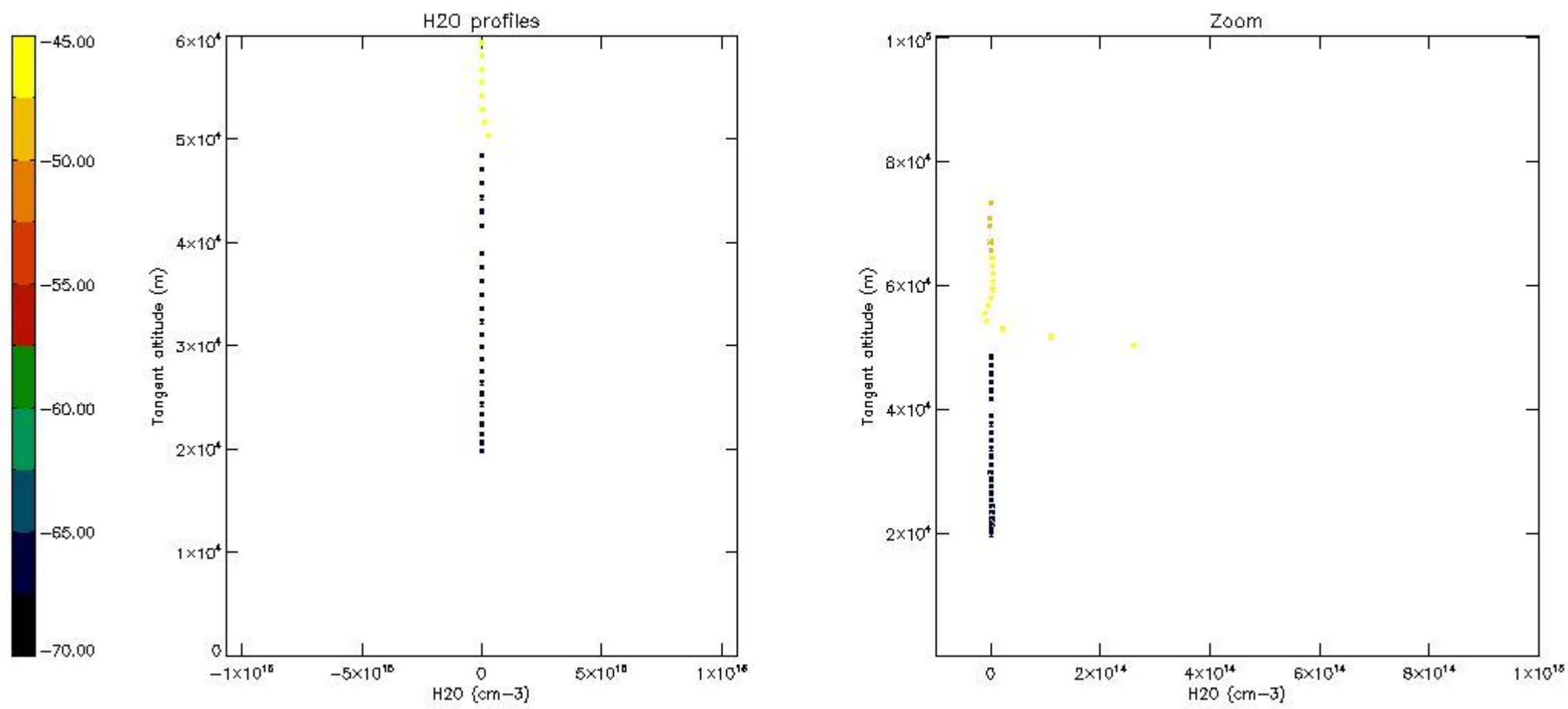
The colorbar represents the latitude.





*5.8 Plot H2O profiles for all STD (only for occultations of stars 1,2,3,4,13,14,16,26,63 dark without errors)*

The colorbar represents the latitude.



## 6. Auxiliary Data Files used for the production reported in section 2

The number reported in the third column indicates since which file (see list in section 2) the corresponding auxiliary file has been used. The fourth column is the date of those product files.

Type	Auxiliary Filename	Used since product	Used since product date
INST_PHYS_CHARACTERISTICS	GOM_INS_AXVIEC20091111_143220_20030716_120000_20500101_000000	1	31-JUL-2009 00:08:51
LEVEL-2_PROC_CONFIG	GOM_PR2_AXVIEC20091111_152718_20020301_000000_20500101_000000	1	31-JUL-2009 00:08:51
CROSS_SECTIONS_FILE	GOM_CRS_AXVIEC20091111_154832_20020301_000000_20500101_000000	1	31-JUL-2009 00:08:51

# GOMOS Level 2 Daily Report

## SUMMARY

### [1. General Info](#)

### [2. Summary of processed GOM\\_NL\\_2P products](#)

### [3. Level 2 Quality information per product](#)

#### [3.1 Plot of level 2 quality information per product \(time dependant\)](#)

#### [3.2 Plot of level 2 quality information per product \(world map\)](#)

### [4. Level 1 Quality information per product \(stored on level 2 products\)](#)

#### [4.1 Plot of level 1 quality information per product \(time dependant\)](#)

##### [4.1.1 Plot of level 1 quality information per product \(time dependant\): ASCENDING](#)

##### [4.1.2 Plot of level 1 quality information per product \(time dependant\): DESCENDING](#)

#### [4.2 Plot of level 1 quality information per product \(world map\)](#)

##### [4.2.1 Plot of level 1 quality information per product \(world map\): ASCENDING](#)

##### [4.2.2 Plot of level 1 quality information per product \(world map\): DESCENDING](#)

### [5. Ozone profiles based on quality statistics and other trace gas profiles](#)

#### [5.1 Ozone statistics based on quality of products](#)

#### [5.2 Plot ozone profiles for all STD \(dark without errors\)](#)

#### [5.3 Plot ozone profiles where STD < 20% \(dark without errors\)](#)

#### [5.4. Plot ozone profiles where STD < 10% \(dark without errors\)](#)

#### [5.5. Plot ozone profiles where STD < 5% \(dark without errors\)](#)

#### [5.6 Plot NO2 profiles for all STD \(dark without errors\)](#)

#### [5.7 Plot NO3 profiles for all STD \(dark without errors\)](#)

#### [5.8 Plot H2O profiles \(only for occultations of stars 1,2,3,4,13,14,16,26,63 dark without errors\) for all STD](#)

### [6. Auxiliary Data Files used for the production reported in section 2](#)

This report presents the daily analysis on parameters extracted from GOMOS level 2 data (GOM\_NL\_\_2P). It is intended to monitor some important parameters that will impact the quality of these products. A list of level 2 products (and content) that have arrived during the reporting day to the PCF is also given.

Item	Value
Time of report generation	26APR2013 11:17:57
Data source version	GOMOS/6.01
Start time of products	31-07-2009 (31JUL2009 00:00:00)
Stop time of products	01-08-2009 (01AUG2009 00:00:00)
Store outputs in DB	Yes
Nb of level 2 prods	223
Nb of prods with errors	0

## 2. Summary of processed GOM\_NL\_\_2P products.

Nr	Filename	UTC Start time	Limb	Duration	Star Id	Star Name	Star Mag	Star Temp	Nb Meas	Orbit	Prod. error
1	GOM_NL__2PRFIN20090731_000851_000000652081_00145_38776_4556.N1	31-JUL-2009 00:08:51	Bright	65.000	92	53Eps Cyg	2.5000	4500.0	130	38776	No
2	GOM_NL__2PRFIN20090731_001157_000000402081_00145_38776_4557.N1	31-JUL-2009 00:11:57	Bright	40.000	19	50Alp Cyg	1.2460	10500.	80	38776	No
3	GOM_NL__2PRFIN20090731_001721_000000412081_00145_38776_4558.N1	31-JUL-2009 00:17:21	Bright	40.500	89	5Alp Cep	2.4510	8000.0	81	38776	No
4	GOM_NL__2PRFIN20090731_002354_000000522081_00145_38776_4559.N1	31-JUL-2009 00:23:54	Bright	51.500	74	11Bet Cas	2.2680	6600.0	103	38776	No
5	GOM_NL__2PRFIN20090731_002550_000000512081_00145_38776_4560.N1	31-JUL-2009 00:25:50	Bright	50.500	76	27Gam Cas	2.3000	30000.	101	38776	No
6	GOM_NL__2PRFIN20090731_003207_000000472081_00145_38776_4561.N1	31-JUL-2009 00:32:07	Bright	46.500	160	23Gam Per	2.9300	4700.0	93	38776	No
7	GOM_NL__2PRFIN20090731_003346_000000682081_00145_38776_4562.N1	31-JUL-2009 00:33:46	Bright	68.000	35	33Alp Per	1.7950	6250.0	136	38776	No
8	GOM_NL__2PRFIN20090731_003739_000000492081_00145_38776_4563.N1	31-JUL-2009 00:37:39	Bright	49.000	149	45Eps Per	2.8880	30000.	98	38776	No
9	GOM_NL__2PRFIN20090731_004042_000000542081_00145_38776_4564.N1	31-JUL-2009 00:40:42	Twilight	54.000	150	44Zet Per	2.8900	28000.	108	38776	No
10	GOM_NL__2PRFIN20090731_004527_000000582081_00145_38776_4565.N1	31-JUL-2009 00:45:27	Dark	58.000	13	87Alp Tau	0.86700	3800.0	116	38776	No
11	GOM_NL__2PRFIN20090731_005617_000000552081_00145_38776_4566.N1	31-JUL-2009 00:56:17	Dark	55.000	165	34Gam Eri	2.9500	3200.0	110	38776	No
12	GOM_NL__2PRFIN20090731_010542_000000462081_00145_38776_4567.N1	31-JUL-2009 01:05:42	Dark	46.000	157	The1Eri	2.9060	9300.0	92	38776	No
13	GOM_NL__2PRFIN20090731_011557_000000672081_00146_38777_4569.N1	31-JUL-2009 01:15:57	Straylight	66.500	84	Alp Phe	2.3970	4500.0	133	38777	No
14	GOM_NL__2PRFIN20090731_012131_000000472081_00146_38777_4570.N1	31-JUL-2009 01:21:31	Straylight	47.000	31	Alp Gru	1.7340	15200.	94	38777	No
15	GOM_NL__2PRFIN20090731_012440_000000462081_00146_38777_4571.N1	31-JUL-2009 01:24:40	Straylight	45.500	172	Gam Gru	3.0030	13100.	91	38777	No
16	GOM_NL__2PRFIN20090731_013228_000000552081_00146_38777_4572.N1	31-JUL-2009 01:32:28	Bright	54.500	142	49Del Cap	2.8500	8900.0	109	38777	No
17	GOM_NL__2PRFIN20090731_014926_000000452081_00146_38777_4573.N1	31-JUL-2009 01:49:26	Bright	45.000	92	53Eps Cyg	2.5000	4500.0	90	38777	No
18	GOM_NL__2PRFIN20090731_015232_000000412081_00146_38777_4574.N1	31-JUL-2009 01:52:32	Bright	40.500	19	50Alp Cyg	1.2460	10500.	81	38777	No
19	GOM_NL__2PRFIN20090731_015756_000000372081_00146_38777_4575.N1	31-JUL-2009 01:57:56	Bright	36.500	89	5Alp Cep	2.4510	8000.0	73	38777	No
20	GOM_NL__2PRFIN20090731_020429_000000492081_00146_38777_4576.N1	31-JUL-2009 02:04:29	Bright	49.000	74	11Bet Cas	2.2680	6600.0	98	38777	No
21	GOM_NL__2PRFIN20090731_020625_000000672081_00146_38777_4577.N1	31-JUL-2009 02:06:25	Bright	66.500	76	27Gam Cas	2.3000	30000.	133	38777	No
22	GOM_NL__2PRFIN20090731_021243_000000472081_00146_38777_4578.N1	31-JUL-2009 02:12:43	Bright	46.500	160	23Gam Per	2.9300	4700.0	93	38777	No
23	GOM_NL__2PRFIN20090731_021421_000000502081_00146_38777_4579.N1	31-JUL-2009 02:14:21	Bright	50.000	35	33Alp Per	1.7950	6250.0	100	38777	No
24	GOM_NL__2PRFIN20090731_021815_000000482081_00146_38777_4580.N1	31-JUL-2009 02:18:15	Bright	47.500	149	45Eps Per	2.8880	30000.	95	38777	No
25	GOM_NL__2PRFIN20090731_022119_000000542081_00146_38777_4581.N1	31-JUL-2009 02:21:19	Twilight	53.500	150	44Zet Per	2.8900	28000.	107	38777	No
26	GOM_NL__2PRFIN20090731_022603_000000622081_00146_38777_4582.N1	31-JUL-2009 02:26:03	Dark	61.500	13	87Alp Tau	0.86700	3800.0	123	38777	No
27	GOM_NL__2PRFIN20090731_023654_000000582081_00146_38777_4583.N1	31-JUL-2009 02:36:54	Dark	57.500	165	34Gam Eri	2.9500	3200.0	115	38777	No
28	GOM_NL__2PRFIN20090731_024619_000000472081_00146_38777_4584.N1	31-JUL-2009 02:46:19	Dark	47.000	157	The1Eri	2.9060	9300.0	94	38777	No
29	GOM_NL__2PRFIN20090731_025634_000000662081_00147_38778_4583.N1	31-JUL-2009 02:56:34	Straylight	65.500	84	Alp Phe	2.3970	4500.0	131	38778	No
30	GOM_NL__2PRFIN20090731_030208_000000452081_00147_38778_4584.N1	31-JUL-2009 03:02:08	Straylight	44.500	31	Alp Gru	1.7340	15200.	89	38778	No
31	GOM_NL__2PRFIN20090731_030517_000000462081_00147_38778_4585.N1	31-JUL-2009 03:05:17	Straylight	45.500	172	Gam Gru	3.0030	13100.	91	38778	No
32	GOM_NL__2PRFIN20090731_031304_000000552081_00147_38778_4586.N1	31-JUL-2009 03:13:04	Bright	54.500	142	49Del Cap	2.8500	8900.0	109	38778	No
33	GOM_NL__2PRFIN20090731_033001_000000452081_00147_38778_4587.N1	31-JUL-2009 03:30:01	Bright	44.500	92	53Eps Cyg	2.5000	4500.0	89	38778	No
34	GOM_NL__2PRFIN20090731_033308_000000432081_00147_38778_4588.N1	31-JUL-2009 03:33:08	Bright	43.000	19	50Alp Cyg	1.2460	10500.	86	38778	No
35	GOM_NL__2PRFIN20090731_033832_000000422081_00147_38778_4589.N1	31-JUL-2009 03:38:32	Bright	41.500	89	5Alp Cep	2.4510	8000.0	83	38778	No
36	GOM_NL__2PRFIN20090731_034504_000000532081_00147_38778_4590.N1	31-JUL-2009 03:45:04	Bright	53.000	74	11Bet Cas	2.2680	6600.0	106	38778	No
37	GOM_NL__2PRFIN20090731_034700_000000492081_00147_38778_4591.N1	31-JUL-2009 03:47:00	Bright	49.000	76	27Gam Cas	2.3000	30000.	98	38778	No
38	GOM_NL__2PRFIN20090731_035319_000000632081_00147_38778_4592.N1	31-JUL-2009 03:53:19	Bright	63.000	160	23Gam Per	2.9300	4700.0	126	38778	No
39	GOM_NL__2PRFIN20090731_035457_000000522081_00147_38778_4593.N1	31-JUL-2009 03:54:57	Bright	51.500	35	33Alp Per	1.7950	6250.0	103	38778	No
40	GOM_NL__2PRFIN20090731_035851_000000462081_00147_38778_4594.N1	31-JUL-2009 03:58:51	Bright	45.500	149	45Eps Per	2.8880	30000.	91	38778	No
41	GOM_NL__2PRFIN20090731_040154_000000522081_00147_38778_4595.N1	31-JUL-2009 04:01:54	Twilight	52.000	150	44Zet Per	2.8900	28000.	104	38778	No
42	GOM_NL__2PRFIN20090731_040640_000000562081_00147_38778_4596.N1	31-JUL-2009 04:06:40	Dark	55.500	13	87Alp Tau	0.86700	3800.0	111	38778	No



43	GOM_NL__2PRFIN20090731_041731_000000572081_00147_38778_4597.N1	31-JUL-2009 04:17:31	Dark	56.500	165	34Gam Eri	2.9500	3200.0	113	38778	No
44	GOM_NL__2PRFIN20090731_042656_000000462081_00147_38778_4598.N1	31-JUL-2009 04:26:56	Dark	45.500	157	The1Eri	2.9060	9300.0	91	38778	No
45	GOM_NL__2PRFIN20090731_061748_000000552081_00149_38780_4631.N1	31-JUL-2009 06:17:48	Straylight	55.000	84	Alp Phe	2.3970	4500.0	110	38780	No
46	GOM_NL__2PRFIN20090731_062321_000000462081_00149_38780_4632.N1	31-JUL-2009 06:23:21	Straylight	46.000	31	Alp Gru	1.7340	15200.	92	38780	No
47	GOM_NL__2PRFIN20090731_062630_000000452081_00149_38780_4633.N1	31-JUL-2009 06:26:30	Straylight	44.500	172	Gam Gru	3.0030	13100.	89	38780	No
48	GOM_NL__2PRFIN20090731_063416_000000532081_00149_38780_4634.N1	31-JUL-2009 06:34:16	Bright	52.500	142	49Del Cap	2.8500	8900.0	105	38780	No
49	GOM_NL__2PRFIN20090731_063833_000000282081_00149_38780_4635.N1	31-JUL-2009 06:38:33	Tw_i_and_stray	28.000	154	22Bet Aqr	2.8990	5700.0	56	38780	No
50	GOM_NL__2PRFIN20090731_065112_000000452081_00149_38780_4636.N1	31-JUL-2009 06:51:12	Bright	44.500	92	53Eps Cyg	2.5000	4500.0	89	38780	No
51	GOM_NL__2PRFIN20090731_065419_000000452081_00149_38780_4637.N1	31-JUL-2009 06:54:19	Bright	44.500	19	50Alp Cyg	1.2460	10500.	89	38780	No
52	GOM_NL__2PRFIN20090731_065943_000000412081_00149_38780_4638.N1	31-JUL-2009 06:59:43	Bright	40.500	89	5Alp Cep	2.4510	8000.0	81	38780	No
53	GOM_NL__2PRFIN20090731_070615_000000532081_00149_38780_4639.N1	31-JUL-2009 07:06:15	Bright	53.000	74	11Bet Cas	2.2680	6600.0	106	38780	No
54	GOM_NL__2PRFIN20090731_070811_000000722081_00149_38780_4640.N1	31-JUL-2009 07:08:11	Bright	72.000	76	27Gam Cas	2.3000	30000.	144	38780	No
55	GOM_NL__2PRFIN20090731_071430_000000692081_00149_38780_4641.N1	31-JUL-2009 07:14:30	Bright	69.000	160	23Gam Per	2.9300	4700.0	138	38780	No
56	GOM_NL__2PRFIN20090731_071609_000000512081_00149_38780_4642.N1	31-JUL-2009 07:16:09	Bright	51.000	35	33Alp Per	1.7950	6250.0	102	38780	No
57	GOM_NL__2PRFIN20090731_072003_000000452081_00149_38780_4643.N1	31-JUL-2009 07:20:03	Bright	45.000	149	45Eps Per	2.8880	30000.	90	38780	No
58	GOM_NL__2PRFIN20090731_072307_000000532081_00149_38780_4644.N1	31-JUL-2009 07:23:07	Tw_i_and_stray	52.500	150	44Zet Per	2.8900	28000.	105	38780	No
59	GOM_NL__2PRFIN20090731_072752_000000472081_00149_38780_4645.N1	31-JUL-2009 07:27:52	Dark	46.500	13	87Alp Tau	0.86700	3800.0	93	38780	No
60	GOM_NL__2PRFIN20090731_073844_000000532081_00149_38780_4646.N1	31-JUL-2009 07:38:44	Dark	52.500	165	34Gam Eri	2.9500	3200.0	105	38780	No
61	GOM_NL__2PRFIN20090731_074809_000000472081_00149_38780_4647.N1	31-JUL-2009 07:48:09	Dark	47.000	157	The1Eri	2.9060	9300.0	94	38780	No
62	GOM_NL__2PRFIN20090731_075825_000000572081_00150_38781_4645.N1	31-JUL-2009 07:58:25	Straylight	57.000	84	Alp Phe	2.3970	4500.0	114	38781	No
63	GOM_NL__2PRFIN20090731_080357_000000462081_00150_38781_4646.N1	31-JUL-2009 08:03:57	Straylight	46.000	31	Alp Gru	1.7340	15200.	92	38781	No
64	GOM_NL__2PRFIN20090731_080706_000000452081_00150_38781_4647.N1	31-JUL-2009 08:07:06	Straylight	45.000	172	Gam Gru	3.0030	13100.	90	38781	No
65	GOM_NL__2PRFIN20090731_081452_000000532081_00150_38781_4648.N1	31-JUL-2009 08:14:52	Bright	53.000	142	49Del Cap	2.8500	8900.0	106	38781	No
66	GOM_NL__2PRFIN20090731_081909_000000282081_00150_38781_4649.N1	31-JUL-2009 08:19:09	Tw_i_and_stray	28.000	154	22Bet Aqr	2.8990	5700.0	56	38781	No
67	GOM_NL__2PRFIN20090731_083148_000000452081_00150_38781_4650.N1	31-JUL-2009 08:31:48	Bright	44.500	92	53Eps Cyg	2.5000	4500.0	89	38781	No
68	GOM_NL__2PRFIN20090731_083454_000000612081_00150_38781_4651.N1	31-JUL-2009 08:34:54	Bright	61.000	19	50Alp Cyg	1.2460	10500.	122	38781	No
69	GOM_NL__2PRFIN20090731_084018_000000402081_00150_38781_4652.N1	31-JUL-2009 08:40:18	Bright	40.000	89	5Alp Cep	2.4510	8000.0	80	38781	No
70	GOM_NL__2PRFIN20090731_084650_000000512081_00150_38781_4653.N1	31-JUL-2009 08:46:50	Bright	50.500	74	11Bet Cas	2.2680	6600.0	101	38781	No
71	GOM_NL__2PRFIN20090731_084846_000000722081_00150_38781_4654.N1	31-JUL-2009 08:48:46	Bright	72.000	76	27Gam Cas	2.3000	30000.	144	38781	No
72	GOM_NL__2PRFIN20090731_085506_000000692081_00150_38781_4655.N1	31-JUL-2009 08:55:06	Bright	69.000	160	23Gam Per	2.9300	4700.0	138	38781	No
73	GOM_NL__2PRFIN20090731_085644_000000492081_00150_38781_4656.N1	31-JUL-2009 08:56:44	Bright	48.500	35	33Alp Per	1.7950	6250.0	97	38781	No
74	GOM_NL__2PRFIN20090731_090039_000000462081_00150_38781_4657.N1	31-JUL-2009 09:00:39	Bright	46.000	149	45Eps Per	2.8880	30000.	92	38781	No
75	GOM_NL__2PRFIN20090731_090343_000000532081_00150_38781_4658.N1	31-JUL-2009 09:03:43	Tw_i_and_stray	52.500	150	44Zet Per	2.8900	28000.	105	38781	No
76	GOM_NL__2PRFIN20090731_090829_000000622081_00150_38781_4659.N1	31-JUL-2009 09:08:29	Dark	62.000	13	87Alp Tau	0.86700	3800.0	124	38781	No
77	GOM_NL__2PRFIN20090731_091921_000000572081_00150_38781_4660.N1	31-JUL-2009 09:19:21	Dark	56.500	165	34Gam Eri	2.9500	3200.0	113	38781	No
78	GOM_NL__2PRFIN20090731_092846_000000472081_00150_38781_4661.N1	31-JUL-2009 09:28:46	Dark	46.500	157	The1Eri	2.9060	9300.0	93	38781	No
79	GOM_NL__2PRFIN20090731_093902_000000632081_00151_38782_4674.N1	31-JUL-2009 09:39:02	Straylight	63.000	84	Alp Phe	2.3970	4500.0	126	38782	No
80	GOM_NL__2PRFIN20090731_094433_000000442081_00151_38782_4675.N1	31-JUL-2009 09:44:33	Straylight	44.000	31	Alp Gru	1.7340	15200.	88	38782	No
81	GOM_NL__2PRFIN20090731_094742_000000472081_00151_38782_4676.N1	31-JUL-2009 09:47:42	Straylight	47.000	172	Gam Gru	3.0030	13100.	94	38782	No
82	GOM_NL__2PRFIN20090731_095528_000000512081_00151_38782_4677.N1	31-JUL-2009 09:55:28	Bright	50.500	142	49Del Cap	2.8500	8900.0	101	38782	No
83	GOM_NL__2PRFIN20090731_095945_000000342081_00151_38782_4678.N1	31-JUL-2009 09:59:45	Tw_i_and_stray	34.000	154	22Bet Aqr	2.8990	5700.0	68	38782	No
84	GOM_NL__2PRFIN20090731_101223_000000432081_00151_38782_4679.N1	31-JUL-2009 10:12:23	Bright	43.000	92	53Eps Cyg	2.5000	4500.0	86	38782	No
85	GOM_NL__2PRFIN20090731_101529_000000432081_00151_38782_4680.N1	31-JUL-2009 10:15:29	Bright	43.000	19	50Alp Cyg	1.2460	10500.	86	38782	No
86	GOM_NL__2PRFIN20090731_102054_000000412081_00151_38782_4681.N1	31-JUL-2009 10:20:54	Bright	41.000	89	5Alp Cep	2.4510	8000.0	82	38782	No
87	GOM_NL__2PRFIN20090731_102725_000000512081_00151_38782_4682.N1	31-JUL-2009 10:27:25	Bright	50.500	74	11Bet Cas	2.2680	6600.0	101	38782	No
88	GOM_NL__2PRFIN20090731_102921_000000482081_00151_38782_4683.N1	31-JUL-2009 10:29:21	Bright	48.000	76	27Gam Cas	2.3000	30000.	96	38782	No
89	GOM_NL__2PRFIN20090731_103541_000000512081_00151_38782_4684.N1	31-JUL-2009 10:35:41	Bright	50.500	160	23Gam Per	2.9300	4700.0	101	38782	No
90	GOM_NL__2PRFIN20090731_103720_000000512081_00151_38782_4685.N1	31-JUL-2009 10:37:20	Bright	51.000	35	33Alp Per	1.7950	6250.0	102	38782	No
91	GOM_NL__2PRFIN20090731_104115_000000492081_00151_38782_4686.N1	31-JUL-2009 10:41:15	Bright	48.500	149	45Eps Per	2.8880	30000.	97	38782	No
92	GOM_NL__2PRFIN20090731_104419_000000552081_00151_38782_4687.N1	31-JUL-2009 10:44:19	Tw_i_and_stray	54.500	150	44Zet Per	2.8900	28000.	109	38782	No
93	GOM_NL__2PRFIN20090731_104905_000000532081_00151_38782_4688.N1	31-JUL-2009 10:49:05	Dark	53.000	13	87Alp Tau	0.86700	3800.0	106	38782	No
94	GOM_NL__2PRFIN20090731_105958_000000562081_00151_38782_4689.N1	31-JUL-2009 10:59:58	Dark	56.000	165	34Gam Eri	2.9500	3200.0	112	38782	No
95	GOM_NL__2PRFIN20090731_110923_000000472081_00151_38782_4690.N1	31-JUL-2009 11:09:23	Dark	46.500	157	The1Eri	2.9060	9300.0	93	38782	No
96	GOM_NL__2PRFIN20090731_111939_000000572081_00152_38783_4682.N1	31-JUL-2009 11:19:39	Straylight	56.500	84	Alp Phe	2.3970	4500.0	113	38783	No
97	GOM_NL__2PRFIN20090731_112510_000000442081_00152_38783_4683.N1	31-JUL-2009 11:25:10	Straylight	44.000	31	Alp Gru	1.7340	15200.	88	38783	No
98	GOM_NL__2PRFIN20090731_112819_000000452081_00152_38783_4684.N1	31-JUL-2009 11:28:19	Straylight	45.000	172	Gam Gru	3.0030	13100.	90	38783	No
99	GOM_NL__2PRFIN20090731_113604_000000502081_00152_38783_4685.N1	31-JUL-2009 11:36:04	Bright	49.500	142	49Del Cap	2.8500	8900.0	99	38783	No
100	GOM_NL__2PRFIN20090731_114020_000000342081_00152_38783_4686.N1	31-JUL-2009 11:40:20	Tw_i_and_stray	34.000	154	22Bet Aqr	2.8990	5700.0	68	38783	No
101	GOM_NL__2PRFIN20090731_115258_000000452081_00152_38783_4687.N1	31-JUL-2009 11:52:58	Bright	44.500	92	53Eps Cyg	2.5000	4500.0	89	38783	No

102	GOM_NL__2PRFIN20090731_115605_000000482081_00152_38783_4688.N1	31-JUL-2009 11:56:05	Bright	47.500	19	50Alp Cyg	1.2460	10500.	95	38783	No
103	GOM_NL__2PRFIN20090731_120129_000000412081_00152_38783_4689.N1	31-JUL-2009 12:01:29	Bright	41.000	89	5Alp Cep	2.4510	8000.0	82	38783	No
104	GOM_NL__2PRFIN20090731_120800_000000512081_00152_38783_4690.N1	31-JUL-2009 12:08:00	Bright	51.000	74	11Bet Cas	2.2680	6600.0	102	38783	No
105	GOM_NL__2PRFIN20090731_120957_000000502081_00152_38783_4691.N1	31-JUL-2009 12:09:57	Bright	49.500	76	27Gam Cas	2.3000	30000.	99	38783	No
106	GOM_NL__2PRFIN20090731_121617_000000472081_00152_38783_4692.N1	31-JUL-2009 12:16:17	Bright	47.000	160	23Gam Per	2.9300	4700.0	94	38783	No
107	GOM_NL__2PRFIN20090731_121755_000000522081_00152_38783_4693.N1	31-JUL-2009 12:17:55	Bright	51.500	35	33Alp Per	1.7950	6250.0	103	38783	No
108	GOM_NL__2PRFIN20090731_122150_000000442081_00152_38783_4694.N1	31-JUL-2009 12:21:50	Bright	43.500	149	45Eps Per	2.8880	30000.	87	38783	No
109	GOM_NL__2PRFIN20090731_122455_000000532081_00152_38783_4695.N1	31-JUL-2009 12:24:55	Tw_i_and_stray	53.000	150	44Zet Per	2.8900	28000.	106	38783	No
110	GOM_NL__2PRFIN20090731_122941_000000632081_00152_38783_4696.N1	31-JUL-2009 12:29:41	Dark	62.500	13	87Alp Tau	0.86700	3800.0	125	38783	No
111	GOM_NL__2PRFIN20090731_124035_000000572081_00152_38783_4697.N1	31-JUL-2009 12:40:35	Dark	57.000	165	34Gam Eri	2.9500	3200.0	114	38783	No
112	GOM_NL__2PRFIN20090731_125000_000000472081_00152_38783_4698.N1	31-JUL-2009 12:50:00	Dark	46.500	157	The1Eri	2.9060	9300.0	93	38783	No
113	GOM_NL__2PRFIN20090731_130016_000000562081_00153_38784_4696.N1	31-JUL-2009 13:00:16	Straylight	55.500	84	Alp Phe	2.3970	4500.0	111	38784	No
114	GOM_NL__2PRFIN20090731_130546_000000442081_00153_38784_4697.N1	31-JUL-2009 13:05:46	Straylight	44.000	31	Alp Gru	1.7340	15200.	88	38784	No
115	GOM_NL__2PRFIN20090731_130855_000000452081_00153_38784_4698.N1	31-JUL-2009 13:08:55	Straylight	45.000	172	Gam Gru	3.0030	13100.	90	38784	No
116	GOM_NL__2PRFIN20090731_131640_000000522081_00153_38784_4699.N1	31-JUL-2009 13:16:40	Bright	52.000	142	49Del Cap	2.8500	8900.0	104	38784	No
117	GOM_NL__2PRFIN20090731_132056_000000402081_00153_38784_4700.N1	31-JUL-2009 13:20:56	Bright	40.000	154	22Bet Aqr	2.8990	5700.0	80	38784	No
118	GOM_NL__2PRFIN20090731_133334_000000432081_00153_38784_4701.N1	31-JUL-2009 13:33:34	Bright	42.500	92	53Eps Cyg	2.5000	4500.0	85	38784	No
119	GOM_NL__2PRFIN20090731_133640_000000612081_00153_38784_4702.N1	31-JUL-2009 13:36:40	Bright	61.000	19	50Alp Cyg	1.2460	10500.	122	38784	No
120	GOM_NL__2PRFIN20090731_134205_000000402081_00153_38784_4703.N1	31-JUL-2009 13:42:05	Bright	40.000	89	5Alp Cep	2.4510	8000.0	80	38784	No
121	GOM_NL__2PRFIN20090731_135032_000000482081_00153_38784_4704.N1	31-JUL-2009 13:50:32	Bright	47.500	76	27Gam Cas	2.3000	30000.	95	38784	No
122	GOM_NL__2PRFIN20090731_135652_000000462081_00153_38784_4705.N1	31-JUL-2009 13:56:52	Bright	45.500	160	23Gam Per	2.9300	4700.0	91	38784	No
123	GOM_NL__2PRFIN20090731_135831_000000492081_00153_38784_4706.N1	31-JUL-2009 13:58:31	Bright	49.000	35	33Alp Per	1.7950	6250.0	98	38784	No
124	GOM_NL__2PRFIN20090731_140226_000000482081_00153_38784_4707.N1	31-JUL-2009 14:02:26	Bright	48.000	149	45Eps Per	2.8880	30000.	96	38784	No
125	GOM_NL__2PRFIN20090731_140531_000000502081_00153_38784_4708.N1	31-JUL-2009 14:05:31	Tw_i_and_stray	50.000	150	44Zet Per	2.8900	28000.	100	38784	No
126	GOM_NL__2PRFIN20090731_141017_000000532081_00153_38784_4709.N1	31-JUL-2009 14:10:17	Dark	53.000	13	87Alp Tau	0.86700	3800.0	106	38784	No
127	GOM_NL__2PRFIN20090731_142112_000000552081_00153_38784_4710.N1	31-JUL-2009 14:21:12	Dark	54.500	165	34Gam Eri	2.9500	3200.0	109	38784	No
128	GOM_NL__2PRFIN20090731_143037_000000462081_00153_38784_4711.N1	31-JUL-2009 14:30:37	Dark	46.000	157	The1Eri	2.9060	9300.0	92	38784	No
129	GOM_NL__2PRFIN20090731_144053_000000532081_00154_38785_4710.N1	31-JUL-2009 14:40:53	Straylight	53.000	84	Alp Phe	2.3970	4500.0	106	38785	No
130	GOM_NL__2PRFIN20090731_144623_000000452081_00154_38785_4711.N1	31-JUL-2009 14:46:23	Straylight	45.000	31	Alp Gru	1.7340	15200.	90	38785	No
131	GOM_NL__2PRFIN20090731_144932_000000462081_00154_38785_4712.N1	31-JUL-2009 14:49:32	Straylight	46.000	172	Gam Gru	3.0030	13100.	92	38785	No
132	GOM_NL__2PRFIN20090731_145716_000000532081_00154_38785_4713.N1	31-JUL-2009 14:57:16	Bright	53.000	142	49Del Cap	2.8500	8900.0	106	38785	No
133	GOM_NL__2PRFIN20090731_150132_000000402081_00154_38785_4714.N1	31-JUL-2009 15:01:32	Bright	40.000	154	22Bet Aqr	2.8990	5700.0	80	38785	No
134	GOM_NL__2PRFIN20090731_151409_000000452081_00154_38785_4715.N1	31-JUL-2009 15:14:09	Bright	44.500	92	53Eps Cyg	2.5000	4500.0	89	38785	No
135	GOM_NL__2PRFIN20090731_151716_000000472081_00154_38785_4716.N1	31-JUL-2009 15:17:16	Bright	46.500	19	50Alp Cyg	1.2460	10500.	93	38785	No
136	GOM_NL__2PRFIN20090731_152240_000000402081_00154_38785_4717.N1	31-JUL-2009 15:22:40	Bright	40.000	89	5Alp Cep	2.4510	8000.0	80	38785	No
137	GOM_NL__2PRFIN20090731_152910_000000502081_00154_38785_4718.N1	31-JUL-2009 15:29:10	Bright	49.500	74	11Bet Cas	2.2680	6600.0	99	38785	No
138	GOM_NL__2PRFIN20090731_153107_000000472081_00154_38785_4719.N1	31-JUL-2009 15:31:07	Bright	47.000	76	27Gam Cas	2.3000	30000.	94	38785	No
139	GOM_NL__2PRFIN20090731_153728_000000692081_00154_38785_4720.N1	31-JUL-2009 15:37:28	Bright	69.000	160	23Gam Per	2.9300	4700.0	138	38785	No
140	GOM_NL__2PRFIN20090731_153907_000000682081_00154_38785_4721.N1	31-JUL-2009 15:39:07	Bright	68.000	35	33Alp Per	1.7950	6250.0	136	38785	No
141	GOM_NL__2PRFIN20090731_154302_000000482081_00154_38785_4722.N1	31-JUL-2009 15:43:02	Bright	47.500	149	45Eps Per	2.8880	30000.	95	38785	No
142	GOM_NL__2PRFIN20090731_154607_000000542081_00154_38785_4723.N1	31-JUL-2009 15:46:07	Tw_i_and_stray	54.000	150	44Zet Per	2.8900	28000.	108	38785	No
143	GOM_NL__2PRFIN20090731_155054_000000582081_00154_38785_4724.N1	31-JUL-2009 15:50:54	Dark	57.500	13	87Alp Tau	0.86700	3800.0	115	38785	No
144	GOM_NL__2PRFIN20090731_160149_000000542081_00154_38785_4725.N1	31-JUL-2009 16:01:49	Dark	54.000	165	34Gam Eri	2.9500	3200.0	108	38785	No
145	GOM_NL__2PRFIN20090731_161114_000000452081_00154_38785_4726.N1	31-JUL-2009 16:11:14	Dark	44.500	157	The1Eri	2.9060	9300.0	89	38785	No
146	GOM_NL__2PRFIN20090731_162130_000000542081_00155_38786_4725.N1	31-JUL-2009 16:21:30	Straylight	54.000	84	Alp Phe	2.3970	4500.0	108	38786	No
147	GOM_NL__2PRFIN20090731_162659_000000492081_00155_38786_4726.N1	31-JUL-2009 16:26:59	Straylight	48.500	31	Alp Gru	1.7340	15200.	97	38786	No
148	GOM_NL__2PRFIN20090731_163008_000000452081_00155_38786_4727.N1	31-JUL-2009 16:30:08	Straylight	44.500	172	Gam Gru	3.0030	13100.	89	38786	No
149	GOM_NL__2PRFIN20090731_163752_000000542081_00155_38786_4728.N1	31-JUL-2009 16:37:52	Bright	53.500	142	49Del Cap	2.8500	8900.0	107	38786	No
150	GOM_NL__2PRFIN20090731_164207_000000472081_00155_38786_4729.N1	31-JUL-2009 16:42:07	Bright	47.000	154	22Bet Aqr	2.8990	5700.0	94	38786	No
151	GOM_NL__2PRFIN20090731_165445_000000432081_00155_38786_4730.N1	31-JUL-2009 16:54:45	Bright	42.500	92	53Eps Cyg	2.5000	4500.0	85	38786	No
152	GOM_NL__2PRFIN20090731_165751_000000422081_00155_38786_4731.N1	31-JUL-2009 16:57:51	Bright	42.000	19	50Alp Cyg	1.2460	10500.	84	38786	No
153	GOM_NL__2PRFIN20090731_170316_000000422081_00155_38786_4732.N1	31-JUL-2009 17:03:16	Bright	41.500	89	5Alp Cep	2.4510	8000.0	83	38786	No
154	GOM_NL__2PRFIN20090731_170945_000000532081_00155_38786_4733.N1	31-JUL-2009 17:09:45	Bright	52.500	74	11Bet Cas	2.2680	6600.0	105	38786	No
155	GOM_NL__2PRFIN20090731_171142_000000512081_00155_38786_4734.N1	31-JUL-2009 17:11:42	Bright	51.000	76	27Gam Cas	2.3000	30000.	102	38786	No
156	GOM_NL__2PRFIN20090731_171803_000000692081_00155_38786_4735.N1	31-JUL-2009 17:18:03	Bright	69.000	160	23Gam Per	2.9300	4700.0	138	38786	No
157	GOM_NL__2PRFIN20090731_171942_000000462081_00155_38786_4736.N1	31-JUL-2009 17:19:42	Bright	45.500	35	33Alp Per	1.7950	6250.0	91	38786	No
158	GOM_NL__2PRFIN20090731_172338_000000482081_00155_38786_4737.N1	31-JUL-2009 17:23:38	Bright	47.500	149	45Eps Per	2.8880	30000.	95	38786	No
159	GOM_NL__2PRFIN20090731_172643_000000542081_00155_38786_4738.N1	31-JUL-2009 17:26:43	Tw_i_and_stray	54.000	150	44Zet Per	2.8900	28000.	108	38786	No
160	GOM_NL__2PRFIN20090731_173130_000000592081_00155_38786_4739.N1	31-JUL-2009 17:31:30	Dark	58.500	13	87Alp Tau	0.86700	3800.0	117	38786	No

161	GOM_NL__2PRFIN20090731_174226_000000612081_00155_38786_4740.N1	31-JUL-2009 17:42:26	Dark	60.500	165	34Gam Eri	2.9500	3200.0	121	38786	No
162	GOM_NL__2PRFIN20090731_175151_000000492081_00155_38786_4741.N1	31-JUL-2009 17:51:51	Dark	48.500	157	The1Eri	2.9060	9300.0	97	38786	No
163	GOM_NL__2PRFIN20090731_180207_000000552081_00156_38787_4746.N1	31-JUL-2009 18:02:07	Straylight	55.000	84	Alp Phe	2.3970	4500.0	110	38787	No
164	GOM_NL__2PRFIN20090731_180736_000000432081_00156_38787_4747.N1	31-JUL-2009 18:07:36	Straylight	43.000	31	Alp Gru	1.7340	15200.	86	38787	No
165	GOM_NL__2PRFIN20090731_181044_000000462081_00156_38787_4748.N1	31-JUL-2009 18:10:44	Straylight	46.000	172	Gam Gru	3.0030	13100.	92	38787	No
166	GOM_NL__2PRFIN20090731_181828_000000542081_00156_38787_4749.N1	31-JUL-2009 18:18:28	Bright	54.000	142	49Del Cap	2.8500	8900.0	108	38787	No
167	GOM_NL__2PRFIN20090731_182243_000000472081_00156_38787_4750.N1	31-JUL-2009 18:22:43	Bright	47.000	154	22Bet Aqr	2.8990	5700.0	94	38787	No
168	GOM_NL__2PRFIN20090731_183520_000000562081_00156_38787_4751.N1	31-JUL-2009 18:35:20	Bright	55.500	92	53Eps Cyg	2.5000	4500.0	111	38787	No
169	GOM_NL__2PRFIN20090731_183827_000000422081_00156_38787_4752.N1	31-JUL-2009 18:38:27	Bright	42.000	19	50Alp Cyg	1.2460	10500.	84	38787	No
170	GOM_NL__2PRFIN20090731_184351_000000402081_00156_38787_4753.N1	31-JUL-2009 18:43:51	Bright	40.000	89	5Alp Cep	2.4510	8000.0	80	38787	No
171	GOM_NL__2PRFIN20090731_185021_000000482081_00156_38787_4754.N1	31-JUL-2009 18:50:21	Bright	48.000	74	11Bet Cas	2.2680	6600.0	96	38787	No
172	GOM_NL__2PRFIN20090731_185218_000000642081_00156_38787_4755.N1	31-JUL-2009 18:52:18	Bright	63.500	76	27Gam Cas	2.3000	30000.	127	38787	No
173	GOM_NL__2PRFIN20090731_185839_000000692081_00156_38787_4756.N1	31-JUL-2009 18:58:39	Bright	69.000	160	23Gam Per	2.9300	4700.0	138	38787	No
174	GOM_NL__2PRFIN20090731_190018_000000522081_00156_38787_4757.N1	31-JUL-2009 19:00:18	Bright	51.500	35	33Alp Per	1.7950	6250.0	103	38787	No
175	GOM_NL__2PRFIN20090731_190414_000000492081_00156_38787_4758.N1	31-JUL-2009 19:04:14	Bright	49.000	149	45Eps Per	2.8880	30000.	98	38787	No
176	GOM_NL__2PRFIN20090731_190719_000000532081_00156_38787_4759.N1	31-JUL-2009 19:07:19	Tw_i_and_stray	52.500	150	44Zet Per	2.8900	28000.	105	38787	No
177	GOM_NL__2PRFIN20090731_191207_000000542081_00156_38787_4760.N1	31-JUL-2009 19:12:07	Dark	54.000	13	87Alp Tau	0.86700	3800.0	108	38787	No
178	GOM_NL__2PRFIN20090731_192303_000000532081_00156_38787_4761.N1	31-JUL-2009 19:23:03	Dark	53.000	165	34Gam Eri	2.9500	3200.0	106	38787	No
179	GOM_NL__2PRFIN20090731_193228_000000462081_00156_38787_4762.N1	31-JUL-2009 19:32:28	Dark	46.000	157	The1Eri	2.9060	9300.0	92	38787	No
180	GOM_NL__2PRFIN20090731_194244_000000582081_00157_38788_4764.N1	31-JUL-2009 19:42:44	Straylight	57.500	84	Alp Phe	2.3970	4500.0	115	38788	No
181	GOM_NL__2PRFIN20090731_194812_000000432081_00157_38788_4765.N1	31-JUL-2009 19:48:12	Straylight	42.500	31	Alp Gru	1.7340	15200.	85	38788	No
182	GOM_NL__2PRFIN20090731_195121_000000472081_00157_38788_4766.N1	31-JUL-2009 19:51:21	Straylight	46.500	172	Gam Gru	3.0030	13100.	93	38788	No
183	GOM_NL__2PRFIN20090731_195904_000000532081_00157_38788_4767.N1	31-JUL-2009 19:59:04	Bright	53.000	142	49Del Cap	2.8500	8900.0	106	38788	No
184	GOM_NL__2PRFIN20090731_200319_000000532081_00157_38788_4768.N1	31-JUL-2009 20:03:19	Bright	53.000	154	22Bet Aqr	2.8990	5700.0	106	38788	No
185	GOM_NL__2PRFIN20090731_201555_000000432081_00157_38788_4769.N1	31-JUL-2009 20:15:55	Bright	43.000	92	53Eps Cyg	2.5000	4500.0	86	38788	No
186	GOM_NL__2PRFIN20090731_201902_000000402081_00157_38788_4770.N1	31-JUL-2009 20:19:02	Bright	39.500	19	50Alp Cyg	1.2460	10500.	79	38788	No
187	GOM_NL__2PRFIN20090731_202427_000000412081_00157_38788_4771.N1	31-JUL-2009 20:24:27	Bright	40.500	89	5Alp Cep	2.4510	8000.0	81	38788	No
188	GOM_NL__2PRFIN20090731_203056_000000492081_00157_38788_4772.N1	31-JUL-2009 20:30:56	Bright	49.000	74	11Bet Cas	2.2680	6600.0	98	38788	No
189	GOM_NL__2PRFIN20090731_203253_000000482081_00157_38788_4773.N1	31-JUL-2009 20:32:53	Bright	48.000	76	27Gam Cas	2.3000	30000.	96	38788	No
190	GOM_NL__2PRFIN20090731_203915_000000692081_00157_38788_4774.N1	31-JUL-2009 20:39:15	Bright	69.000	160	23Gam Per	2.9300	4700.0	138	38788	No
191	GOM_NL__2PRFIN20090731_204054_000000482081_00157_38788_4775.N1	31-JUL-2009 20:40:54	Bright	48.000	35	33Alp Per	1.7950	6250.0	96	38788	No
192	GOM_NL__2PRFIN20090731_204450_000000482081_00157_38788_4776.N1	31-JUL-2009 20:44:50	Bright	47.500	149	45Eps Per	2.8880	30000.	95	38788	No
193	GOM_NL__2PRFIN20090731_204755_000000522081_00157_38788_4777.N1	31-JUL-2009 20:47:55	Tw_i_and_stray	52.000	150	44Zet Per	2.8900	28000.	104	38788	No
194	GOM_NL__2PRFIN20090731_205243_000000562081_00157_38788_4778.N1	31-JUL-2009 20:52:43	Dark	56.000	13	87Alp Tau	0.86700	3800.0	112	38788	No
195	GOM_NL__2PRFIN20090731_210339_000000562081_00157_38788_4779.N1	31-JUL-2009 21:03:39	Dark	56.000	165	34Gam Eri	2.9500	3200.0	112	38788	No
196	GOM_NL__2PRFIN20090731_211304_000000452081_00157_38788_4780.N1	31-JUL-2009 21:13:04	Dark	45.000	157	The1Eri	2.9060	9300.0	90	38788	No
197	GOM_NL__2PRFIN20090731_212321_000000542081_00158_38789_4781.N1	31-JUL-2009 21:23:21	Straylight	53.500	84	Alp Phe	2.3970	4500.0	107	38789	No
198	GOM_NL__2PRFIN20090731_212849_000000442081_00158_38789_4782.N1	31-JUL-2009 21:28:49	Straylight	43.500	31	Alp Gru	1.7340	15200.	87	38789	No
199	GOM_NL__2PRFIN20090731_213157_000000452081_00158_38789_4783.N1	31-JUL-2009 21:31:57	Straylight	44.500	172	Gam Gru	3.0030	13100.	89	38789	No
200	GOM_NL__2PRFIN20090731_213940_000000532081_00158_38789_4784.N1	31-JUL-2009 21:39:40	Bright	53.000	142	49Del Cap	2.8500	8900.0	106	38789	No
201	GOM_NL__2PRFIN20090731_214355_000000532081_00158_38789_4785.N1	31-JUL-2009 21:43:55	Bright	53.000	154	22Bet Aqr	2.8990	5700.0	106	38789	No
202	GOM_NL__2PRFIN20090731_215631_000000472081_00158_38789_4786.N1	31-JUL-2009 21:56:31	Bright	46.500	92	53Eps Cyg	2.5000	4500.0	93	38789	No
203	GOM_NL__2PRFIN20090731_215937_000000612081_00158_38789_4787.N1	31-JUL-2009 21:59:37	Bright	61.000	19	50Alp Cyg	1.2460	10500.	122	38789	No
204	GOM_NL__2PRFIN20090731_220502_000000422081_00158_38789_4788.N1	31-JUL-2009 22:05:02	Bright	42.000	89	5Alp Cep	2.4510	8000.0	84	38789	No
205	GOM_NL__2PRFIN20090731_221131_000000502081_00158_38789_4789.N1	31-JUL-2009 22:11:31	Bright	50.000	74	11Bet Cas	2.2680	6600.0	100	38789	No
206	GOM_NL__2PRFIN20090731_221328_000000462081_00158_38789_4790.N1	31-JUL-2009 22:13:28	Bright	46.000	76	27Gam Cas	2.3000	30000.	92	38789	No
207	GOM_NL__2PRFIN20090731_221950_000000522081_00158_38789_4791.N1	31-JUL-2009 22:19:50	Bright	51.500	160	23Gam Per	2.9300	4700.0	103	38789	No
208	GOM_NL__2PRFIN20090731_222129_000000512081_00158_38789_4792.N1	31-JUL-2009 22:21:29	Bright	50.500	35	33Alp Per	1.7950	6250.0	101	38789	No
209	GOM_NL__2PRFIN20090731_222526_000000502081_00158_38789_4793.N1	31-JUL-2009 22:25:26	Bright	49.500	149	45Eps Per	2.8880	30000.	99	38789	No
210	GOM_NL__2PRFIN20090731_222831_000000542081_00158_38789_4794.N1	31-JUL-2009 22:28:31	Tw_i_and_stray	54.000	150	44Zet Per	2.8900	28000.	108	38789	No
211	GOM_NL__2PRFIN20090731_223319_000000612081_00158_38789_4795.N1	31-JUL-2009 22:33:19	Dark	60.500	13	87Alp Tau	0.86700	3800.0	121	38789	No
212	GOM_NL__2PRFIN20090731_224416_000000542081_00158_38789_4796.N1	31-JUL-2009 22:44:16	Dark	53.500	165	34Gam Eri	2.9500	3200.0	107	38789	No
213	GOM_NL__2PRFIN20090731_225341_000000452081_00158_38789_4797.N1	31-JUL-2009 22:53:41	Dark	44.500	157	The1Eri	2.9060	9300.0	89	38789	No
214	GOM_NL__2PRFIN20090731_230358_000000532081_00159_38790_4817.N1	31-JUL-2009 23:03:58	Straylight	53.000	84	Alp Phe	2.3970	4500.0	106	38790	No
215	GOM_NL__2PRFIN20090731_230925_000000492081_00159_38790_4818.N1	31-JUL-2009 23:09:25	Straylight	49.000	31	Alp Gru	1.7340	15200.	98	38790	No
216	GOM_NL__2PRFIN20090731_231234_000000462081_00159_38790_4819.N1	31-JUL-2009 23:12:34	Straylight	45.500	172	Gam Gru	3.0030	13100.	91	38790	No
217	GOM_NL__2PRFIN20090731_232016_000000532081_00159_38790_4820.N1	31-JUL-2009 23:20:16	Bright	52.500	142	49Del Cap	2.8500	8900.0	105	38790	No
218	GOM_NL__2PRFIN20090731_232430_000000592081_00159_38790_4821.N1	31-JUL-2009 23:24:30	Bright	59.000	154	22Bet Aqr	2.8990	5700.0	118	38790	No
219	GOM_NL__2PRFIN20090731_233706_000000442081_00159_38790_4822.N1	31-JUL-2009 23:37:06	Bright	43.500	92	53Eps Cyg	2.5000	4500.0	87	38790	No

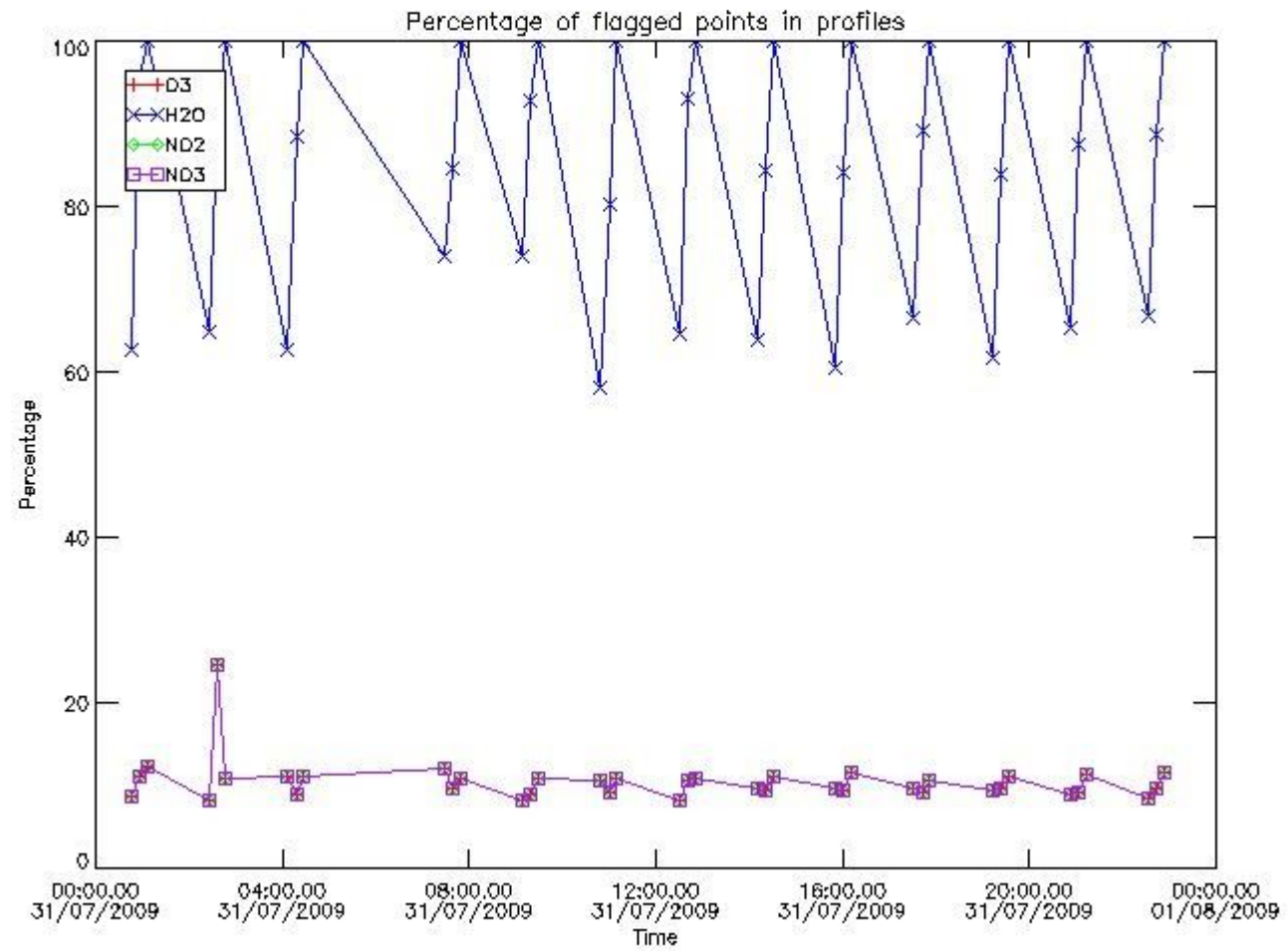


220	GOM_NL__2PRFIN20090731_234013_000000402081_00159_38790_4823.N1	31-JUL-2009 23:40:13	Bright	39.500	19	50Alp Cyg	1.2460	10500.	79	38790	No
221	GOM_NL__2PRFIN20090731_234537_000000372081_00159_38790_4824.N1	31-JUL-2009 23:45:37	Bright	36.500	89	5Alp Cep	2.4510	8000.0	73	38790	No
222	GOM_NL__2PRFIN20090731_235206_000000502081_00159_38790_4825.N1	31-JUL-2009 23:52:06	Bright	50.000	74	11Bet Cas	2.2680	6600.0	100	38790	No
223	GOM_NL__2PRFIN20090731_235403_000000492081_00159_38790_4826.N1	31-JUL-2009 23:54:03	Bright	49.000	76	27Gam Cas	2.3000	30000.	98	38790	No

### 3. Quality information per product

In this section it is plotted some information contained in the Quality Summary data set of the level 2 products. Only products in dark limb conditions and without errors (error flag in the MPH set to "0") are used.

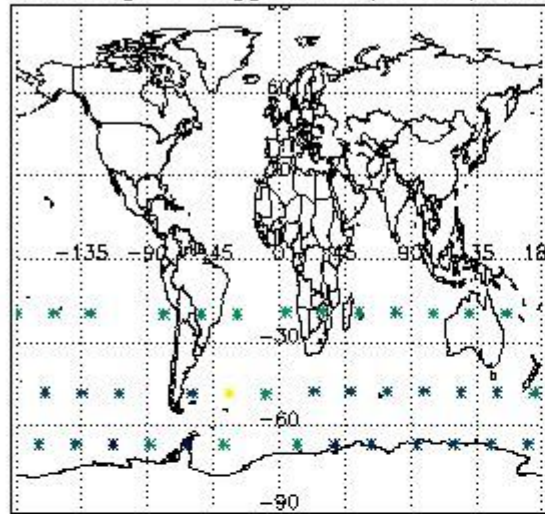
#### 3.1 Plot quality information per product (time dependant)



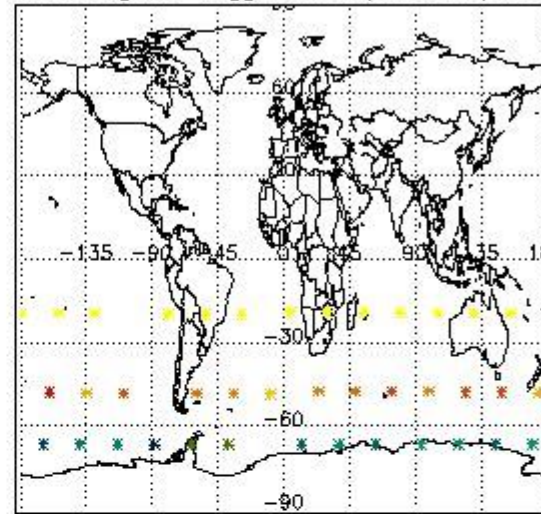
#### 3.2 Plot quality information per product (world map)



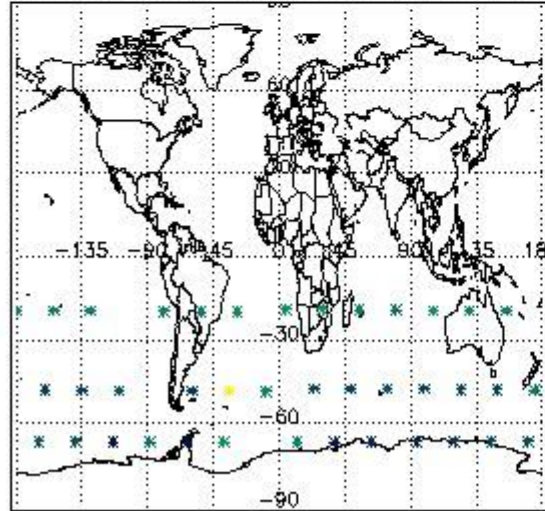
Percentage of flagged data per O3 profile



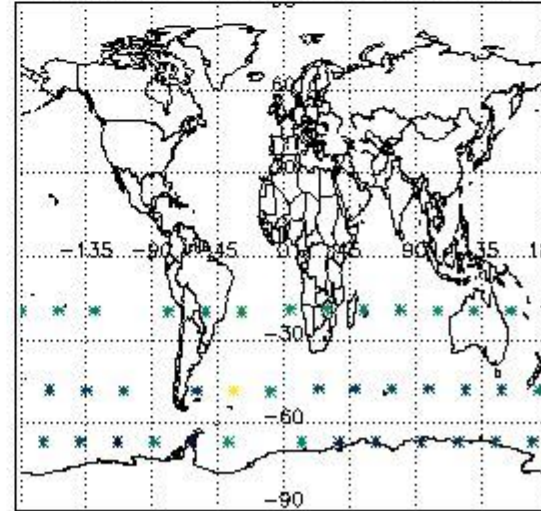
Percentage of flagged data per H2O profile



Percentage of flagged data per NO2 profile



Percentage of flagged data per NO3 profile

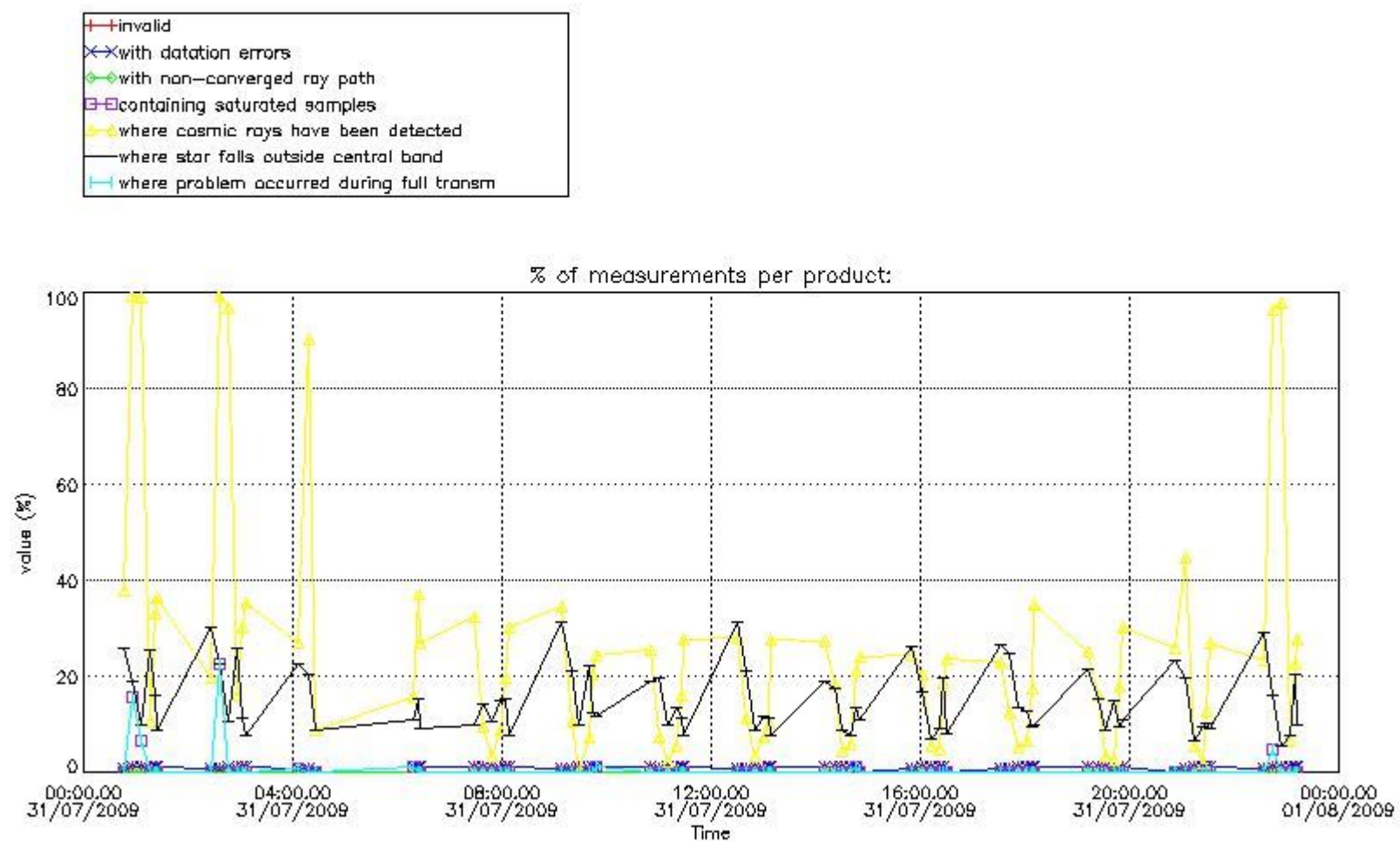


#### 4. Level 1 quality information per product

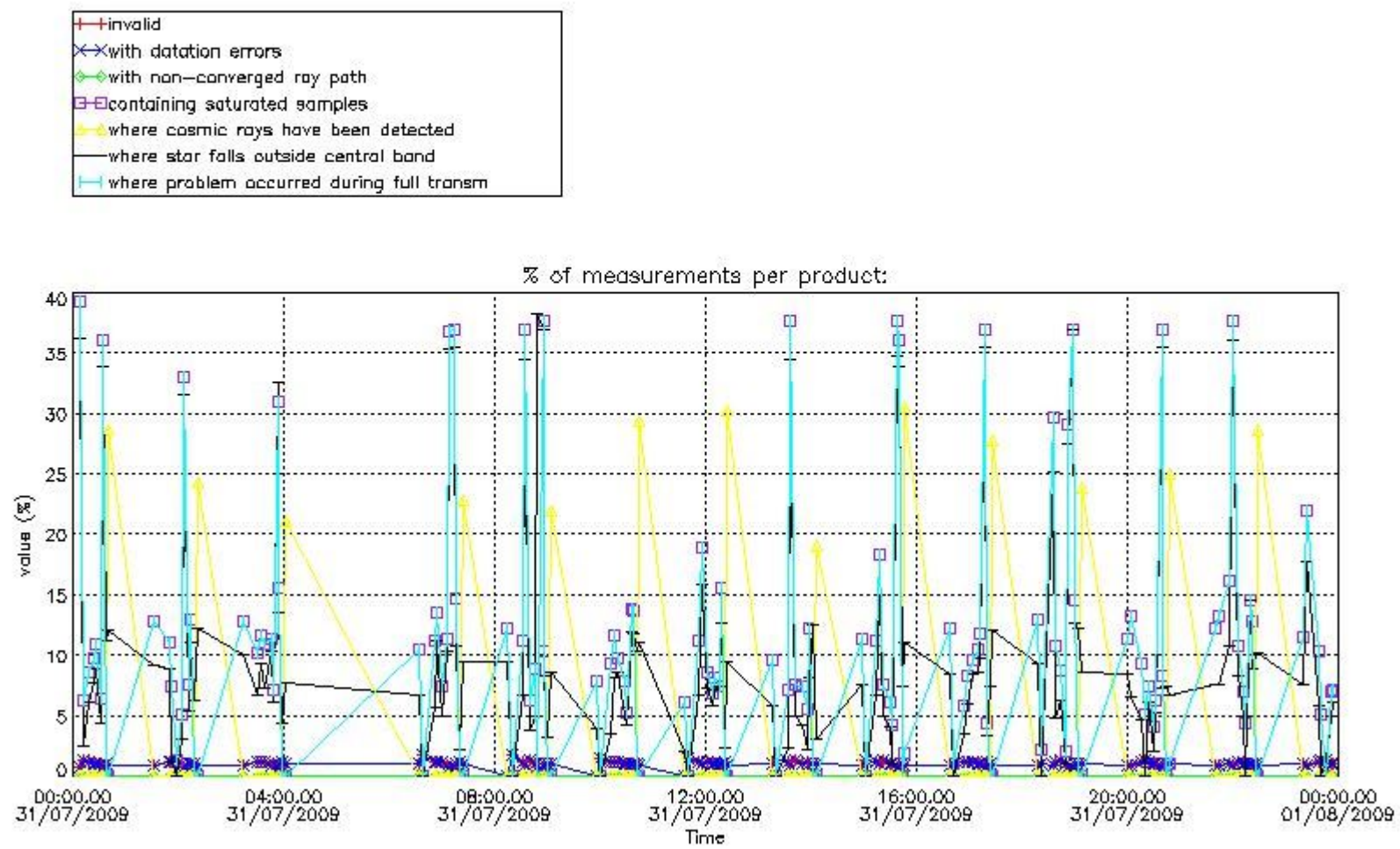
In this section it is plotted some information contained in the Quality Summary data set of the level 2 products that comes from the level 1b processing. Products without errors (error flag in the MPH set to "0") are used.

##### 4.1 Plot quality information per product (time dependant) coming from level 1b processing

##### 4.1.1 Plot level 1 quality information per product (time dependant): ENVISAT ASCENDING passes



4.1.2 Plot level 1 quality information per product (time dependant): ENVI SAT DESCENDING passes

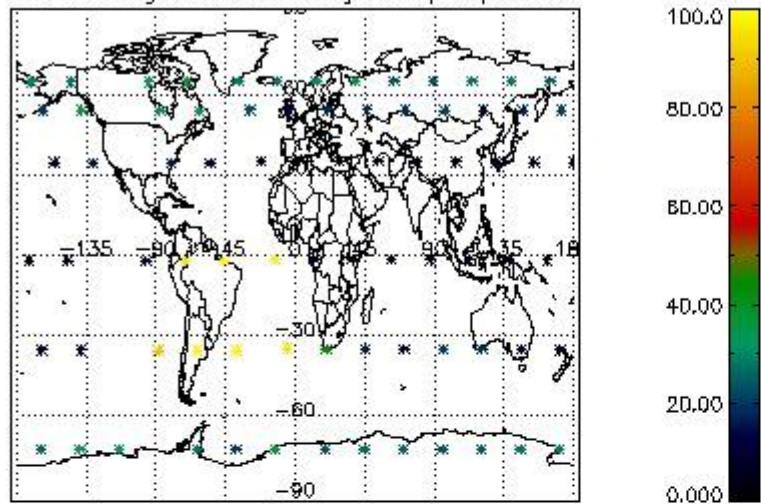


4.2 Plot quality information per product coming from level 1b processing (world map)

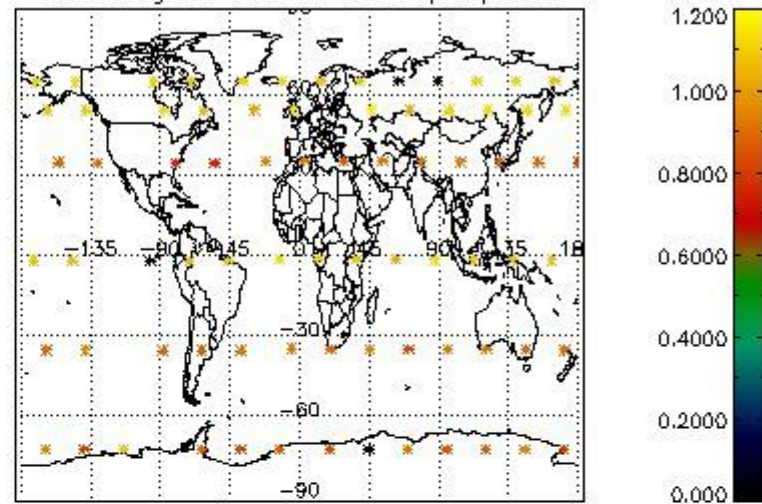
4.2.1 Plot level 1 quality information per product (world map): ENVISAT ASCENDING passes



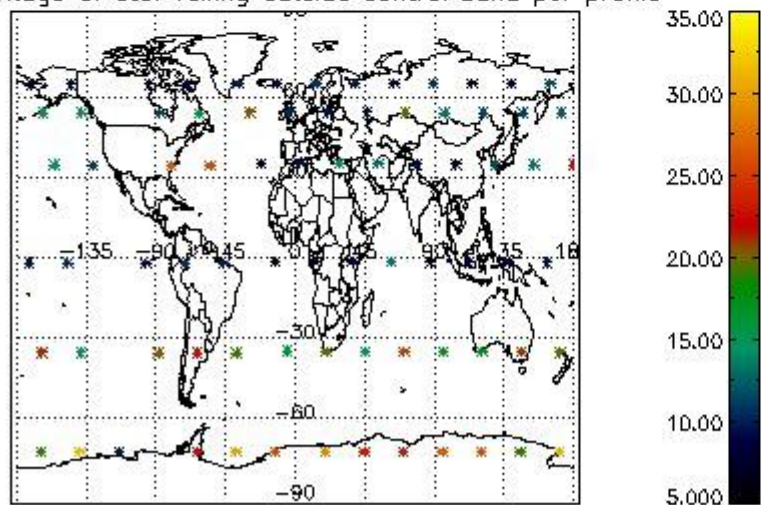
Percentage of cosmic ray hits per profile



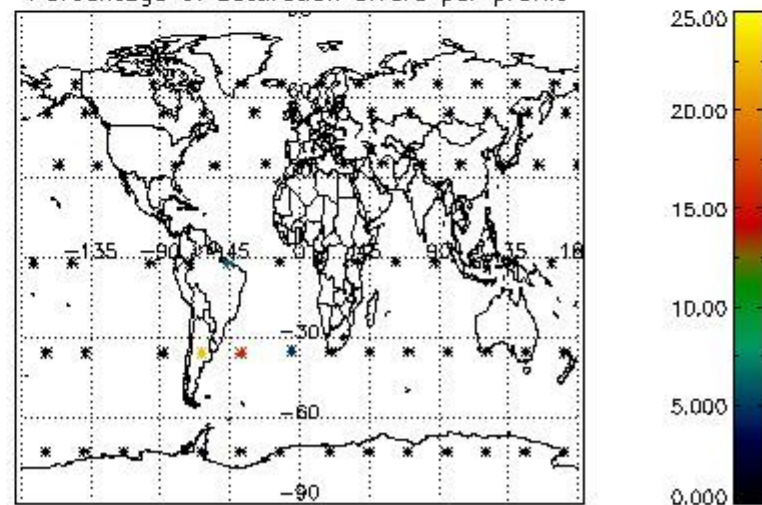
Percentage of datation errors per profile



Percentage of star falling outside central band per profile

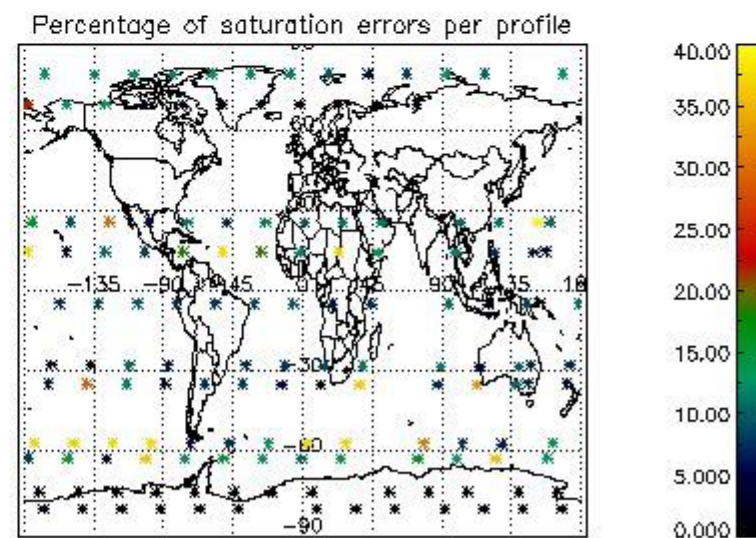
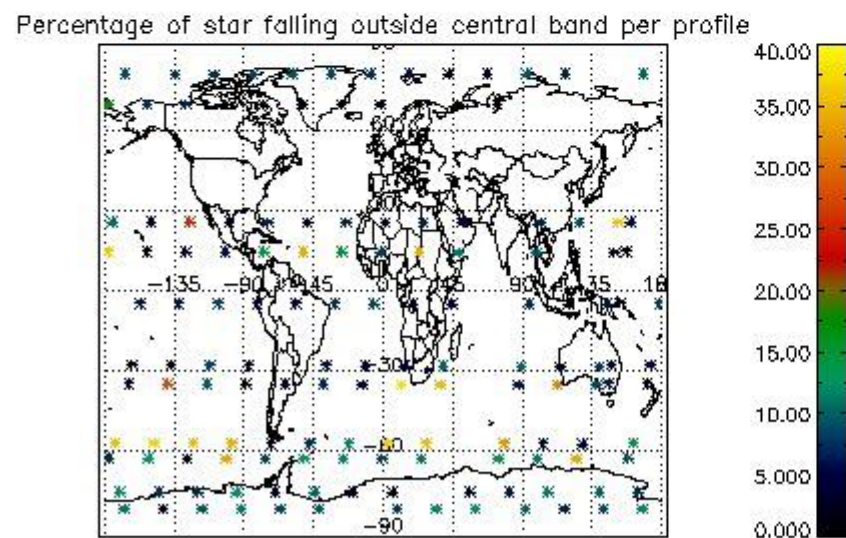
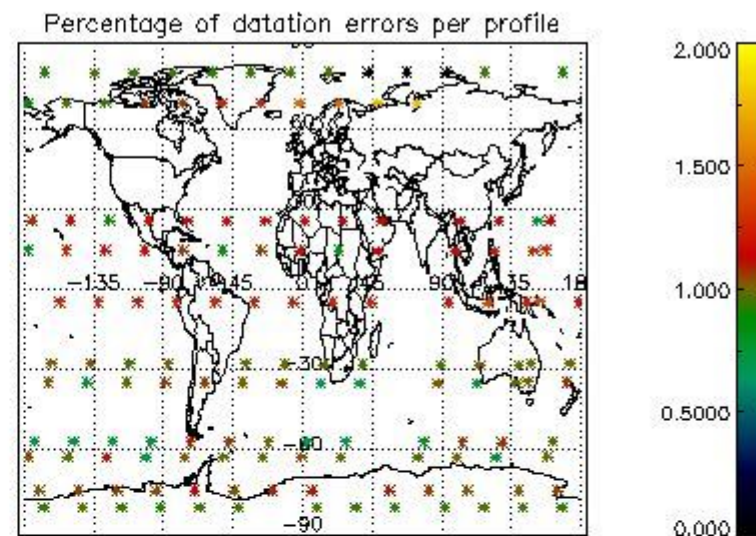
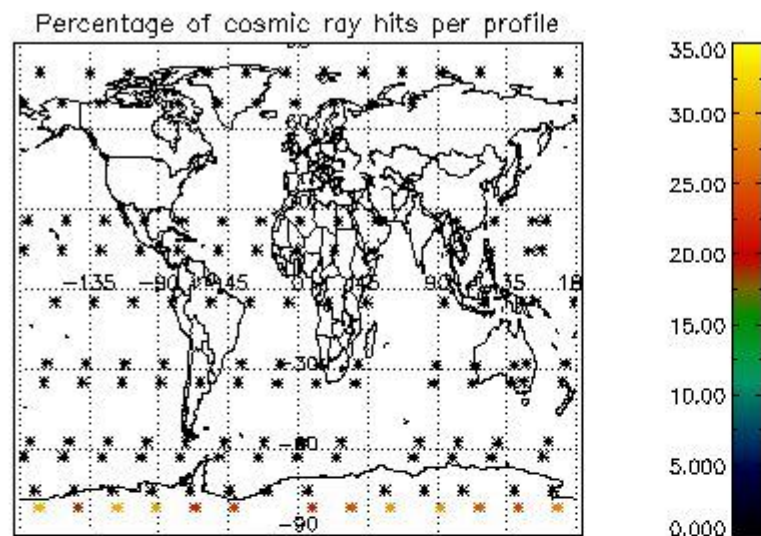


Percentage of saturation errors per profile



4.2.2 Plot level 1 quality information per product (world map): ENVISAT DESCENDING passes





## 5. Trace gas profiles

### 5.1 Ozone statistics based on quality of products

The final quality of the products can be "measured" using the STD (Standard Deviation) attached to every point profile. This information is written to the parameter GOM\_NL\_\_2P/NL\_LOCAL\_SPECIES\_DENSITY/o3\_std of the level 2 products. The table below shows the statistics for given STD ranges.

The statistics are given with respect to the overall valid production:

- Products without fatal errors: GOM\_NL\_\_2P/MPH/PRODUCT\_ERR=0
- Valid point profile: GOM\_NL\_\_2P/NL\_LOCAL\_SPECIES\_DENSITY/pcd(0)=0

The 'Criteria' is applied to valid points of dark limb products:

- Products in dark limb illumination condition: GOM\_NL\_\_2P/NL\_SUMMARY\_QUALITY/obs\_ill\_cond=0
- Products without fatal errors: GOM\_NL\_\_2P/MPH/PRODUCT\_ERR=0
- Valid point profile: GOM\_NL\_\_2P/NL\_LOCAL\_SPECIES\_DENSITY/pcd(0)=0

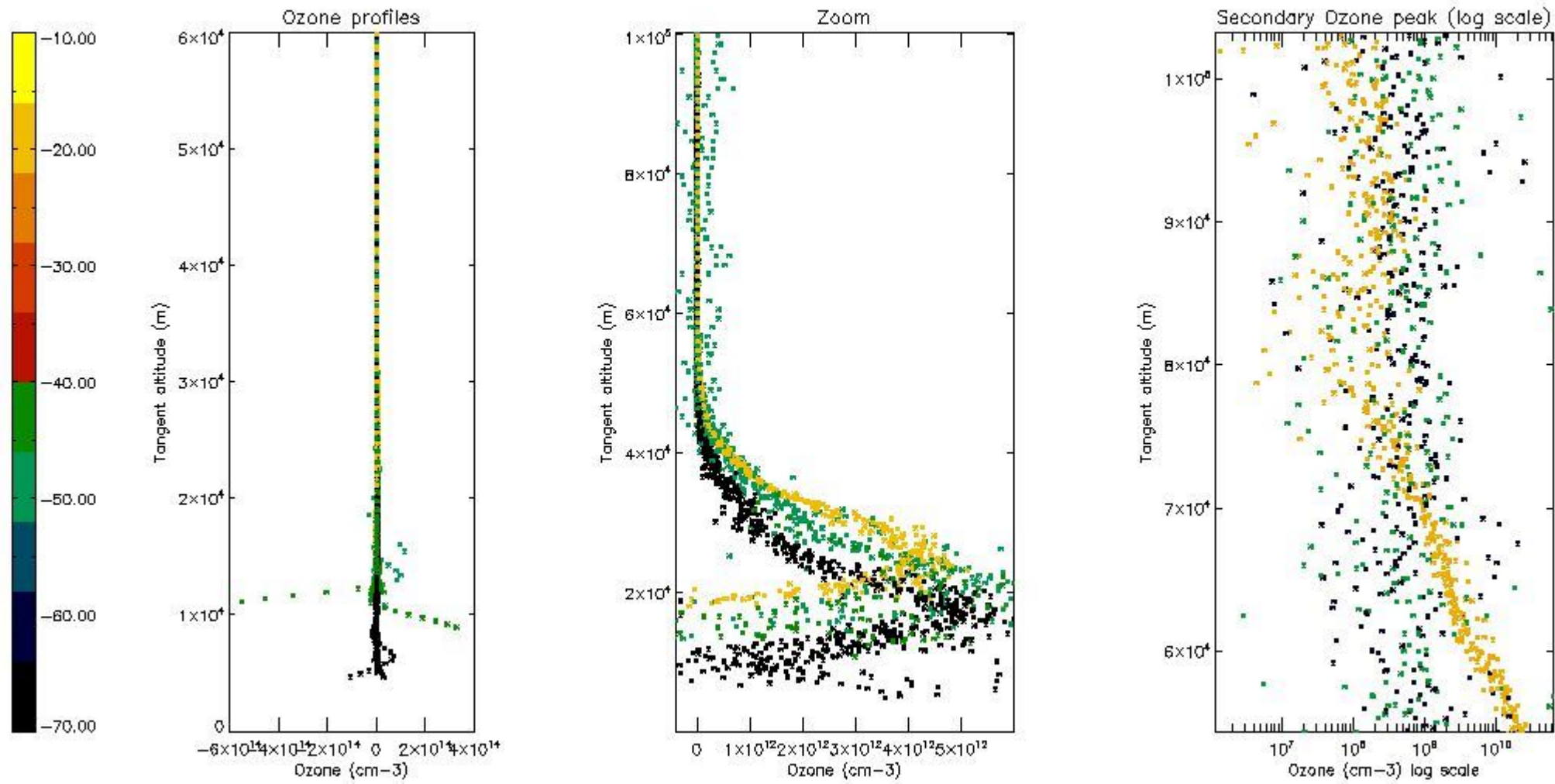
So, the table below shows the percentage of dark limb and valid observations for each criteria with respect to the overall valid daily observations.

Criteria	% of total production
All STD	19
STD < 20	6

STD < 10	3
STD < 5	0

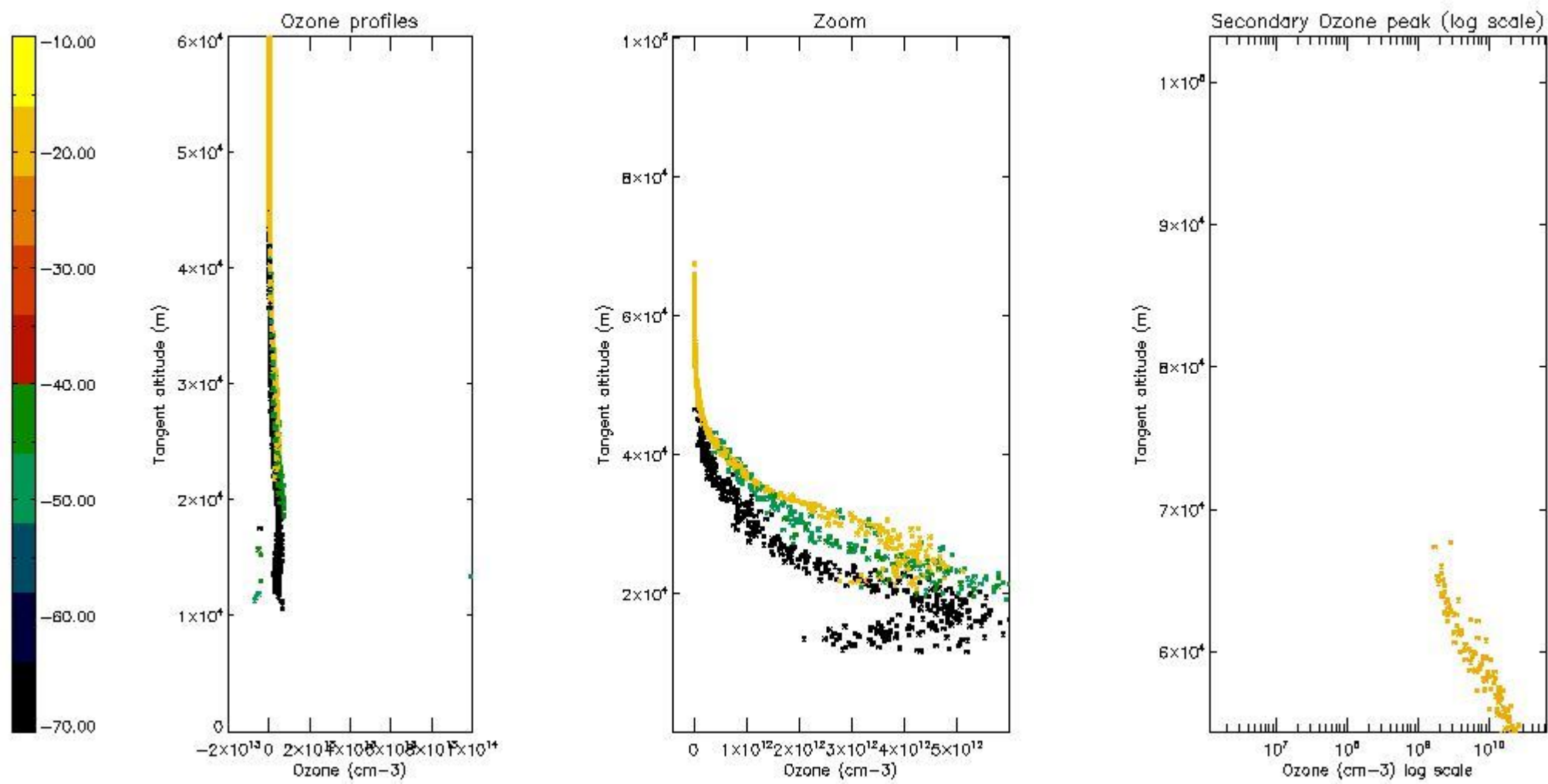
5.2 Plot ozone profiles for all STD (dark without errors)

The colorbar represents the latitude.



5.3 Plot ozone profiles where STD < 20% (dark without errors)

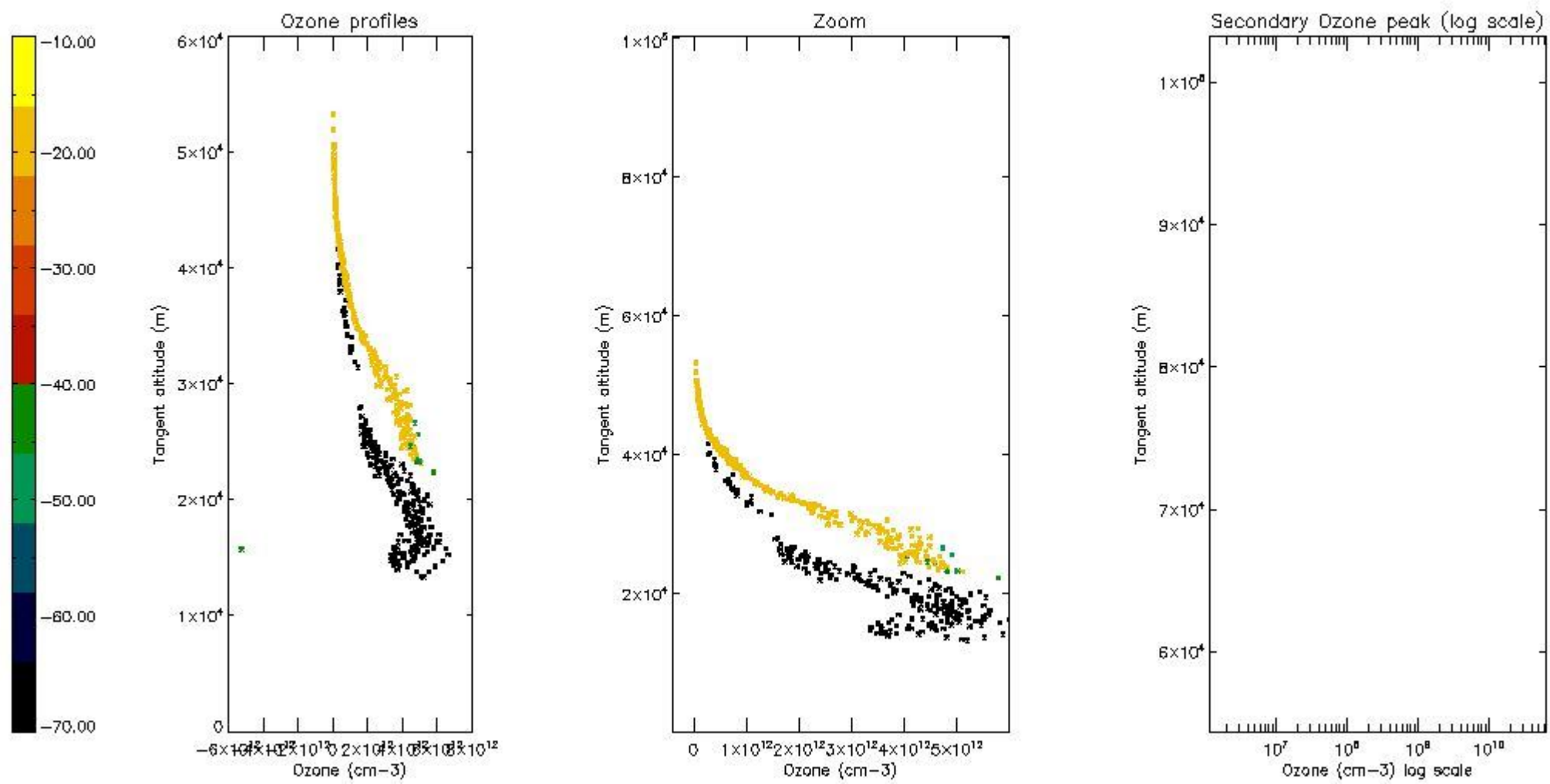
The colorbar represents the latitude.



*5.4 Plot ozone profiles where STD < 10% (dark without errors)*

The colorbar represents the latitude.

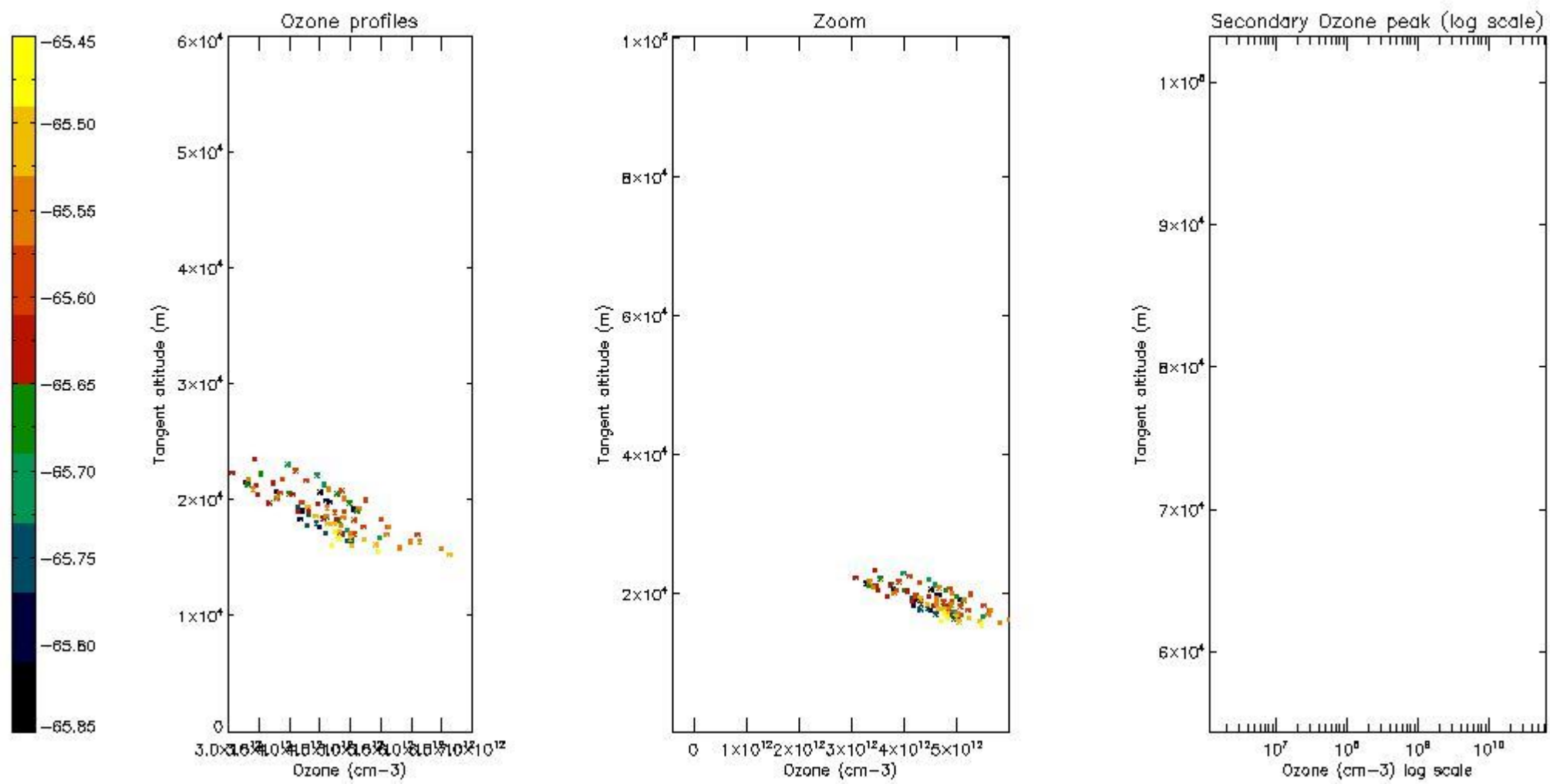




*5.5 Plot ozone profiles where STD < 5% (dark without errors)*

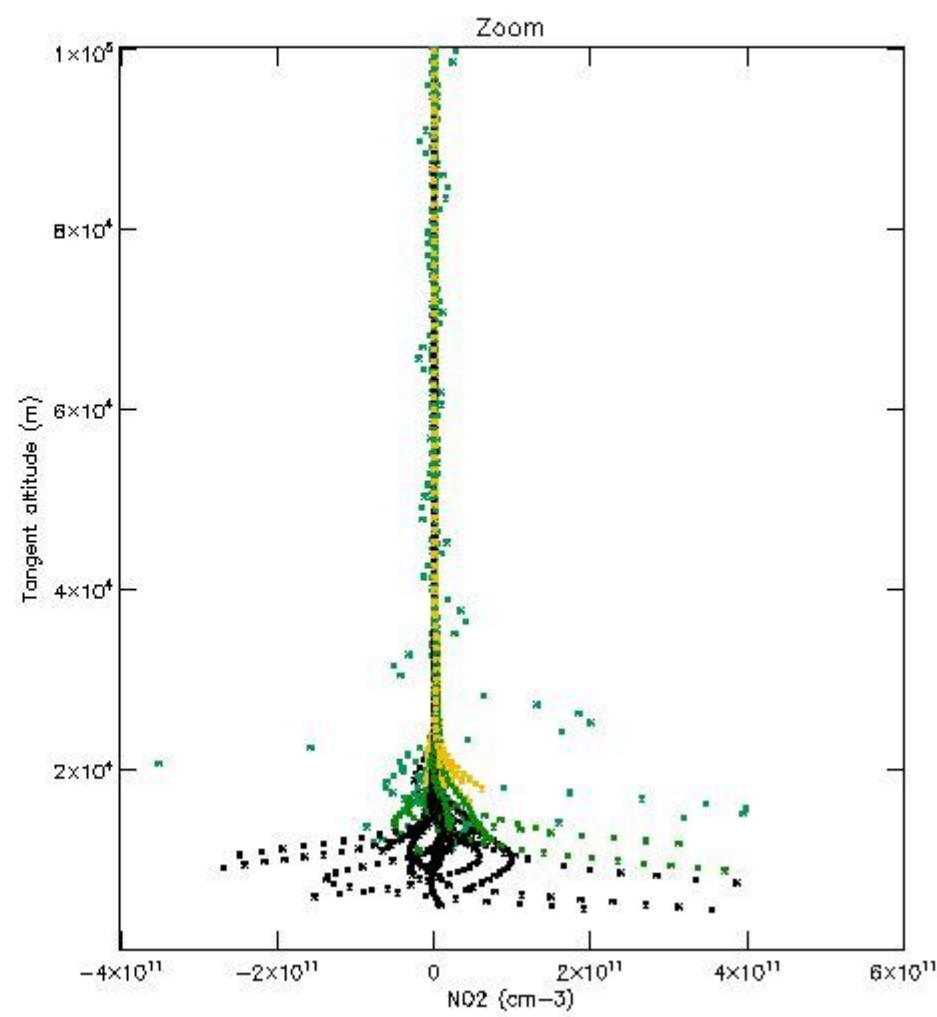
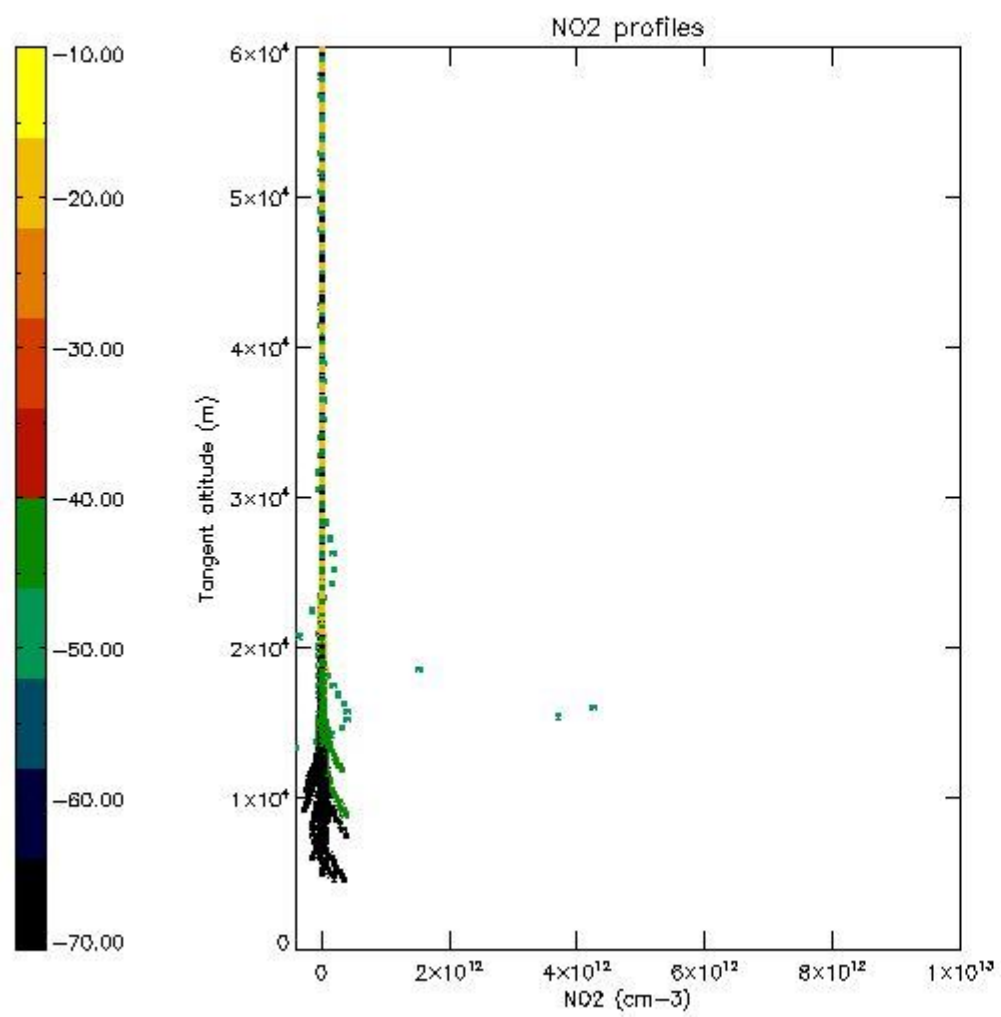
The colorbar represents the latitude.





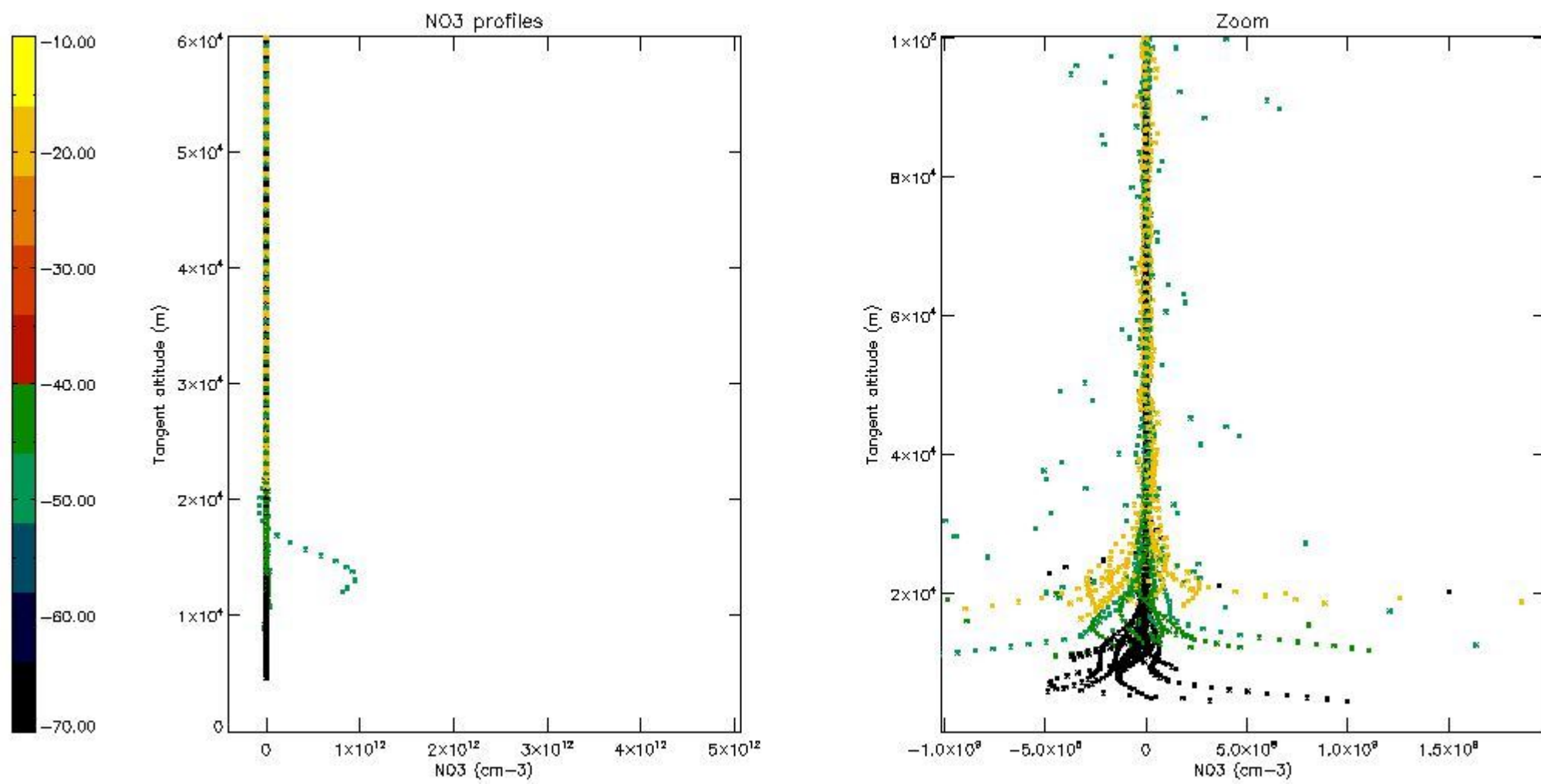
*5.6 Plot NO<sub>2</sub> profiles for all STD (dark without errors)*

The colorbar represents the latitude.



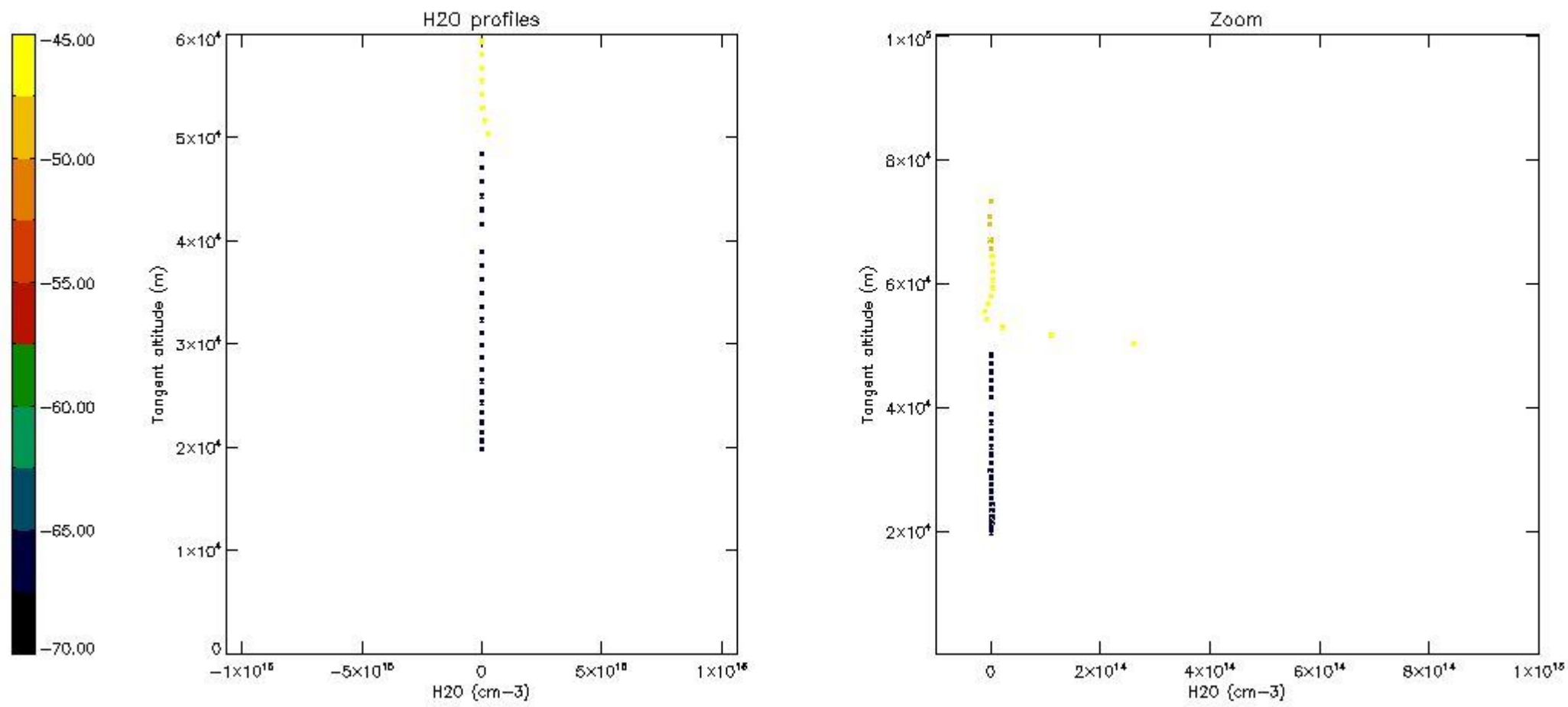
*5.7 Plot NO3 profiles for all STD (dark without errors)*

The colorbar represents the latitude.



5.8 Plot H2O profiles for all STD (only for occultations of stars 1,2,3,4,13,14,16,26,63 dark without errors)

The colorbar represents the latitude.

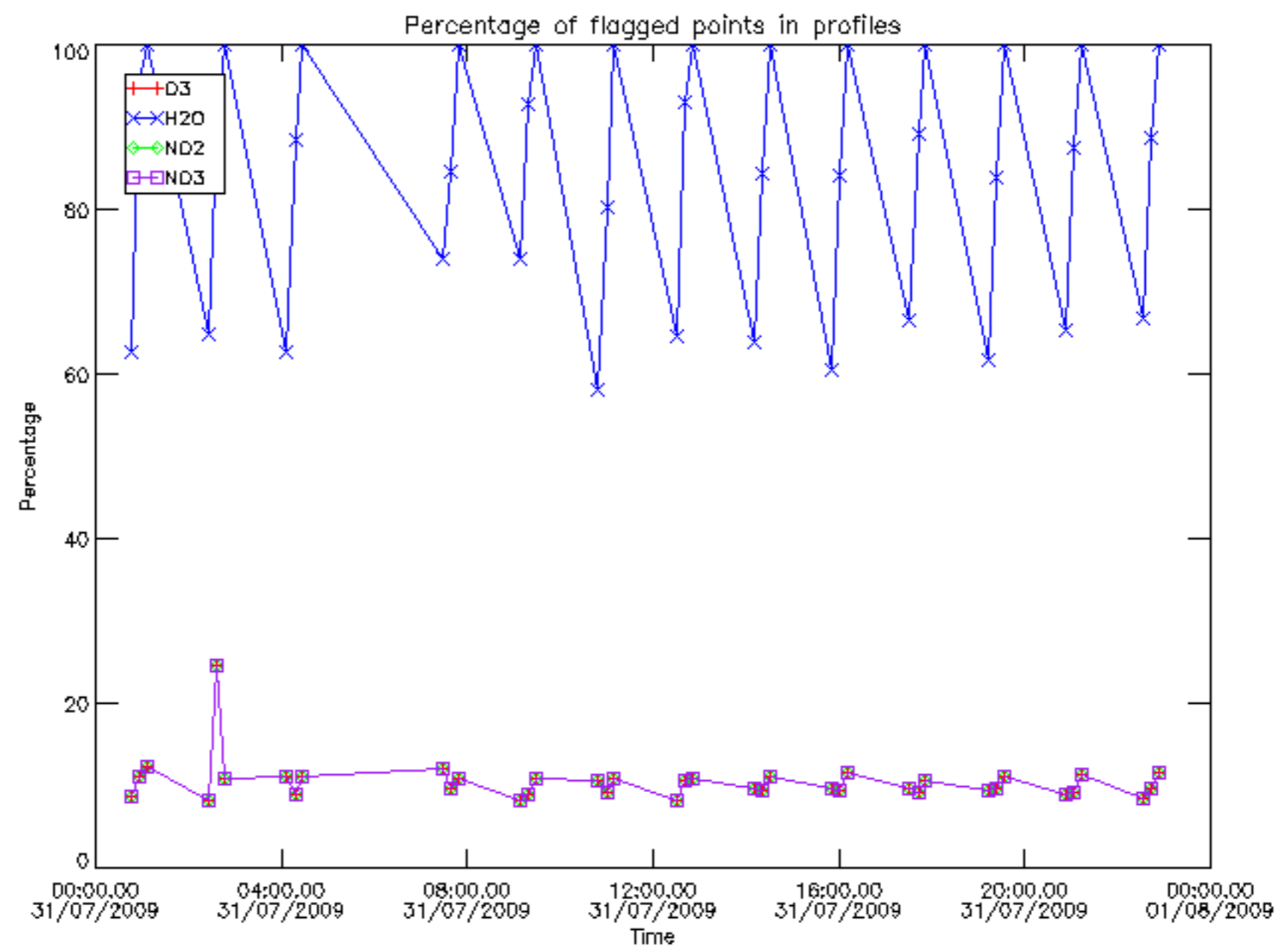


## 6. Auxiliary Data Files used for the production reported in section 2

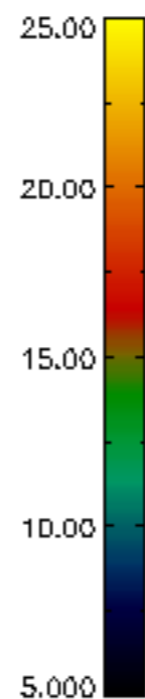
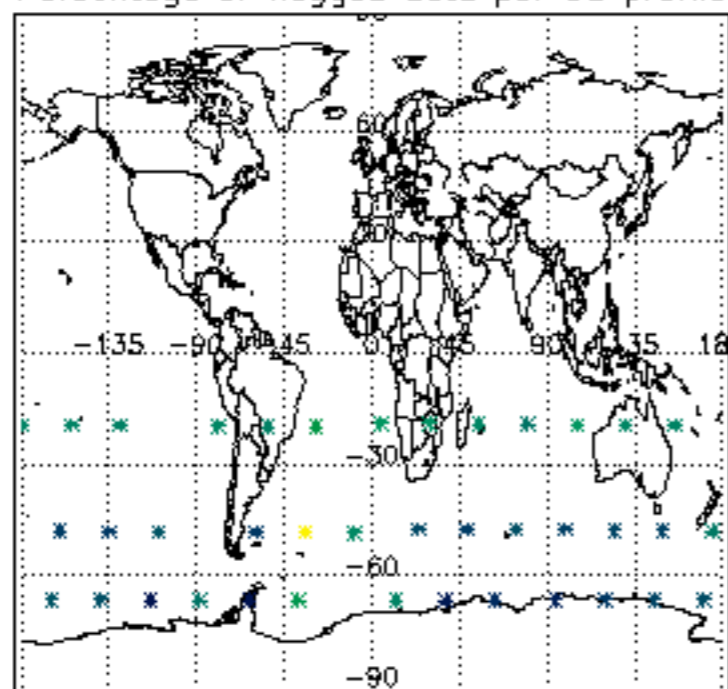
The number reported in the third column indicates since which file (see list in section 2) the corresponding auxiliary file has been used. The fourth column is the date of those product files.

Type	Auxiliary Filename	Used since product	Used since product date
INST_PHYS_CHARACTERISTICS	GOM_INS_AXVIEC20091111_143220_20030716_120000_20500101_000000	1	31-JUL-2009 00:08:51
LEVEL-2_PROC_CONFIG	GOM_PR2_AXVIEC20091111_152718_20020301_000000_20500101_000000	1	31-JUL-2009 00:08:51
CROSS_SECTIONS_FILE	GOM_CRS_AXVIEC20091111_154832_20020301_000000_20500101_000000	1	31-JUL-2009 00:08:51

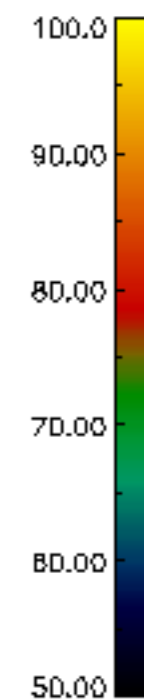
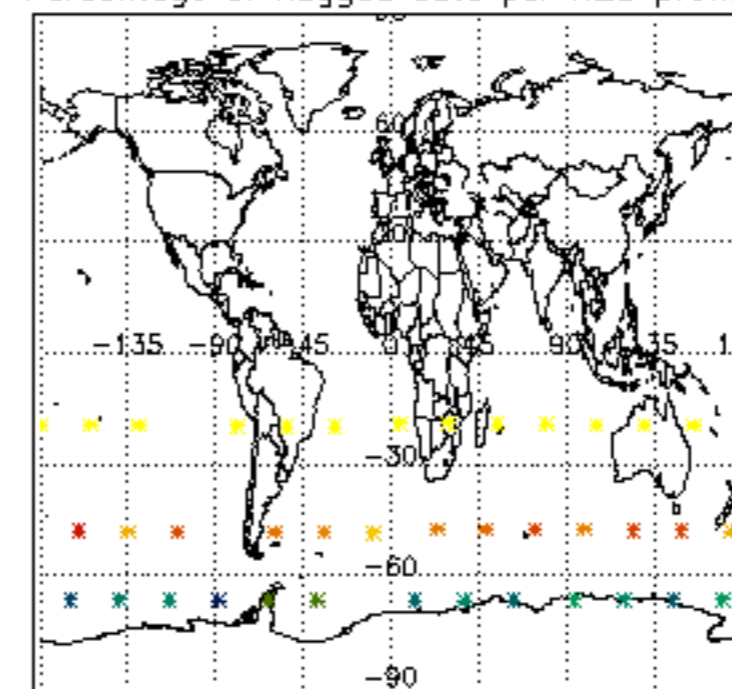




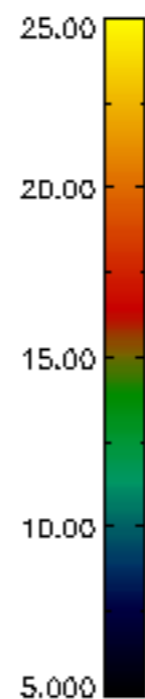
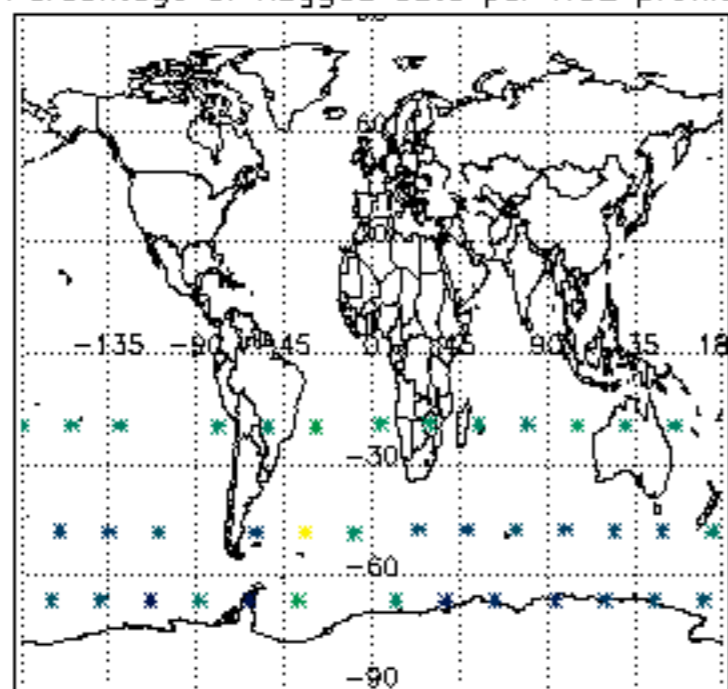
Percentage of flagged data per D3 profile



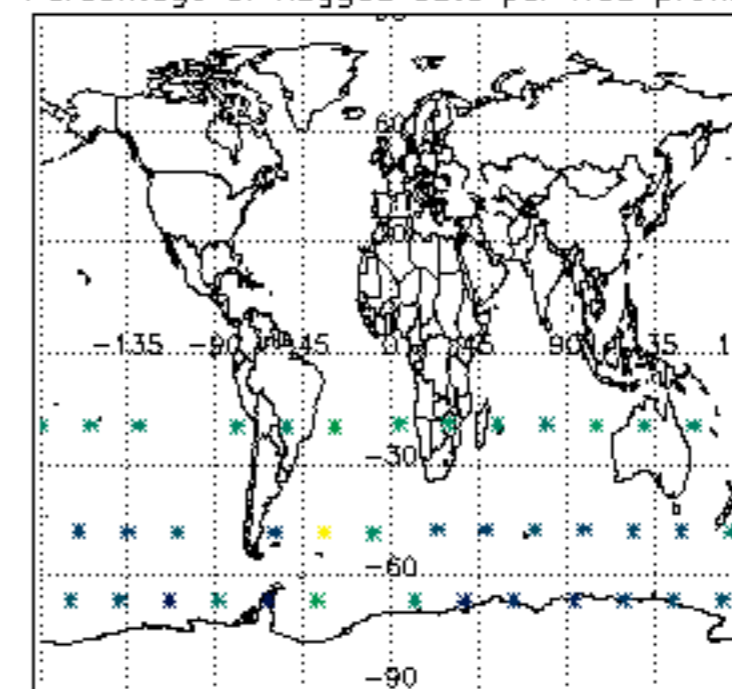
Percentage of flagged data per H2O profile

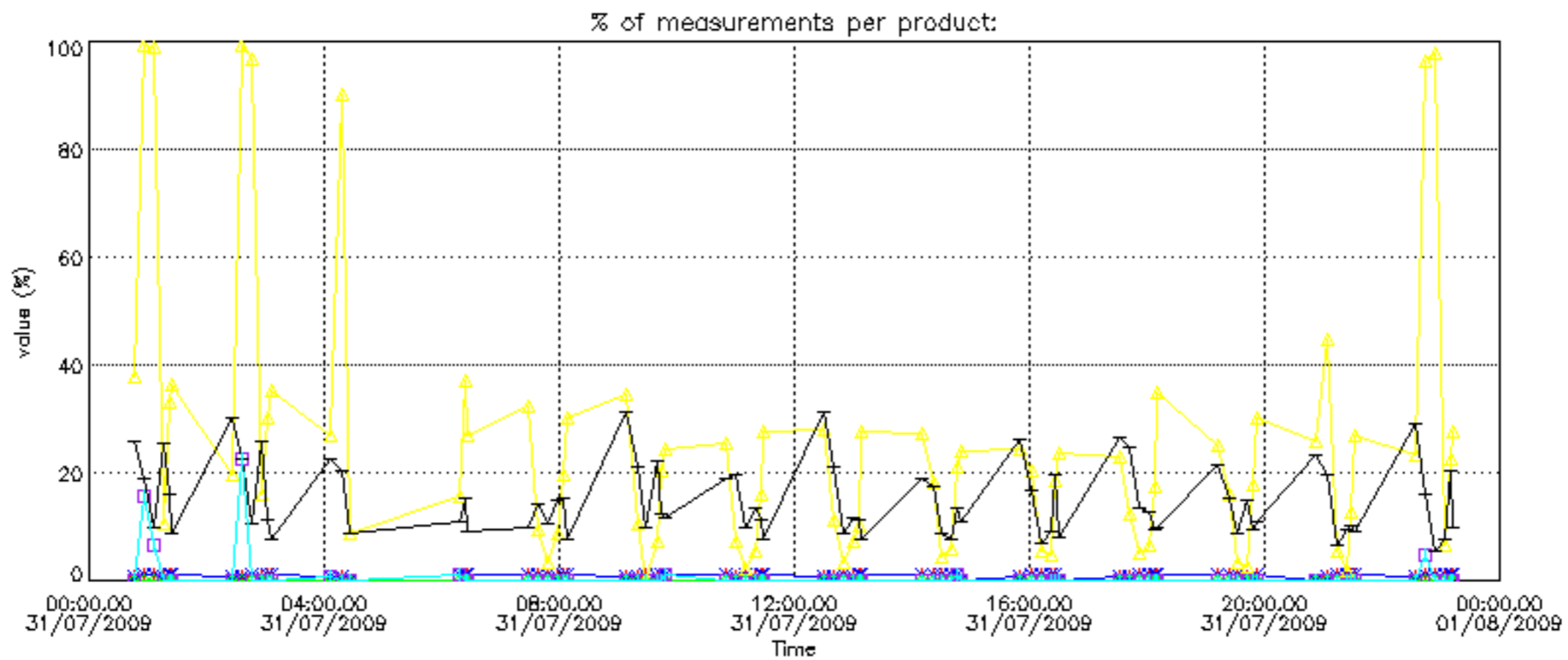


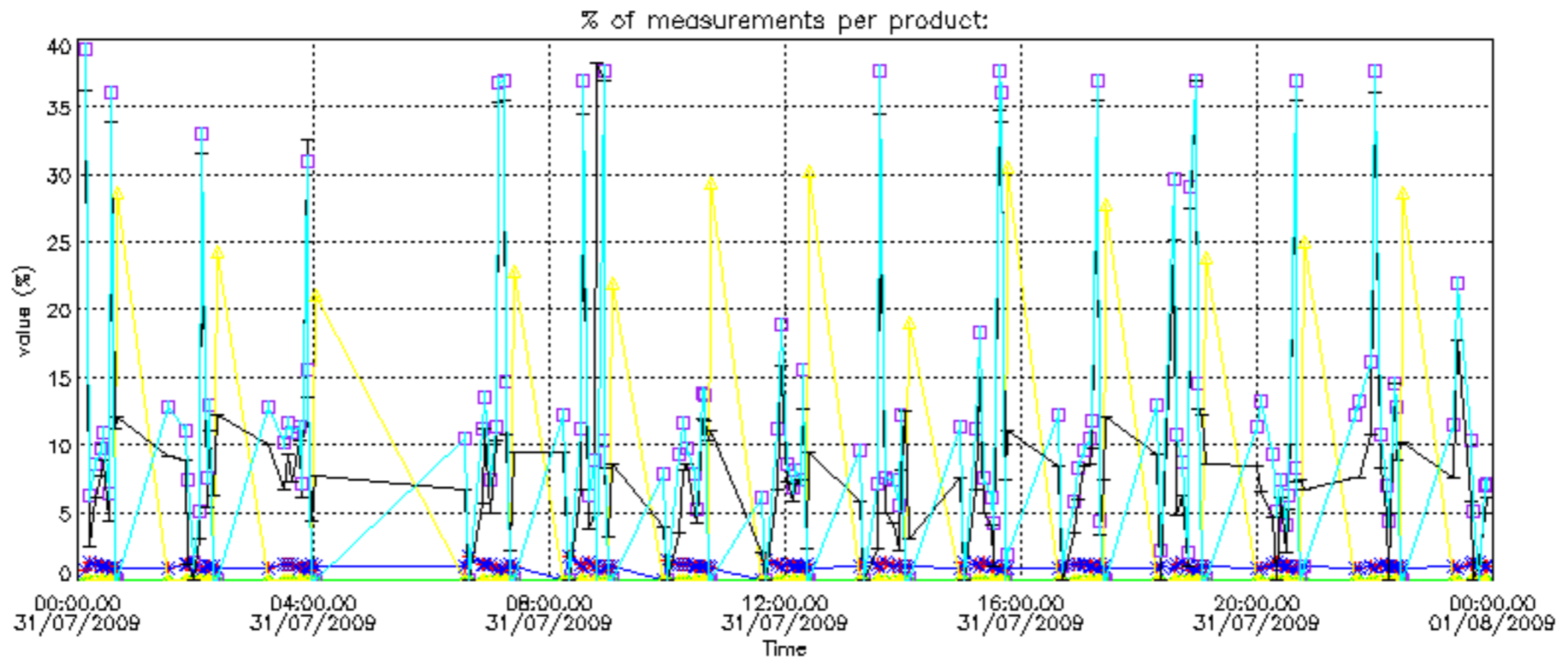
Percentage of flagged data per NO2 profile



Percentage of flagged data per NO3 profile

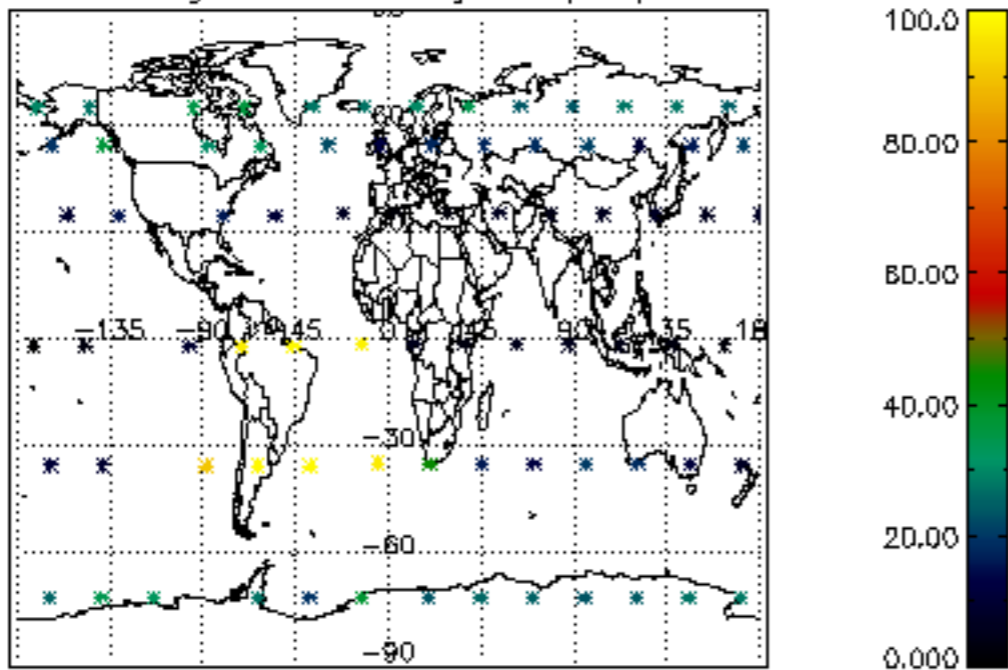




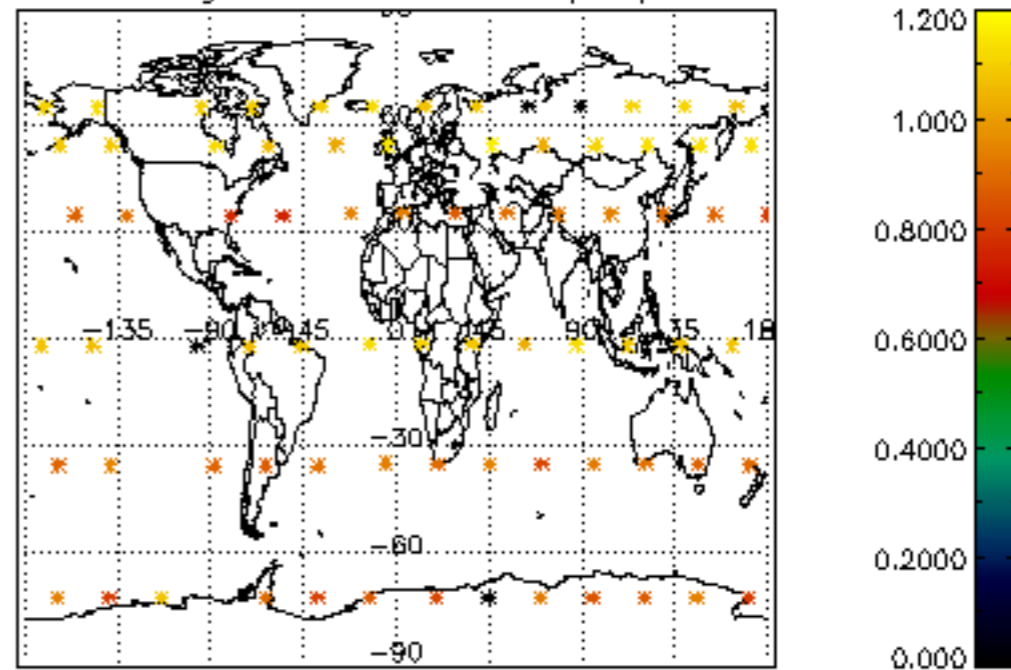




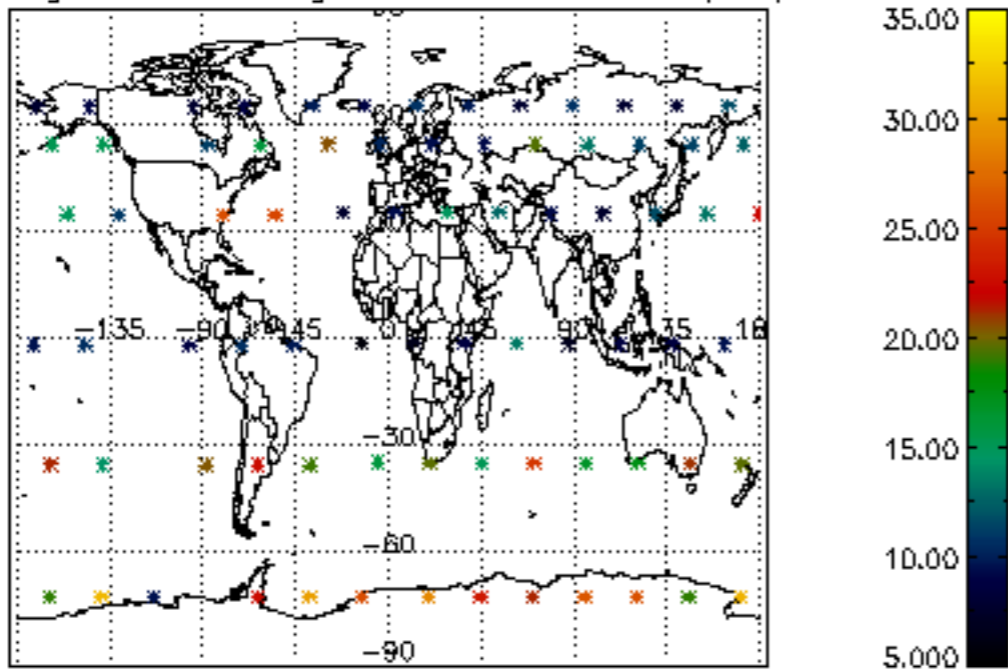
Percentage of cosmic ray hits per profile



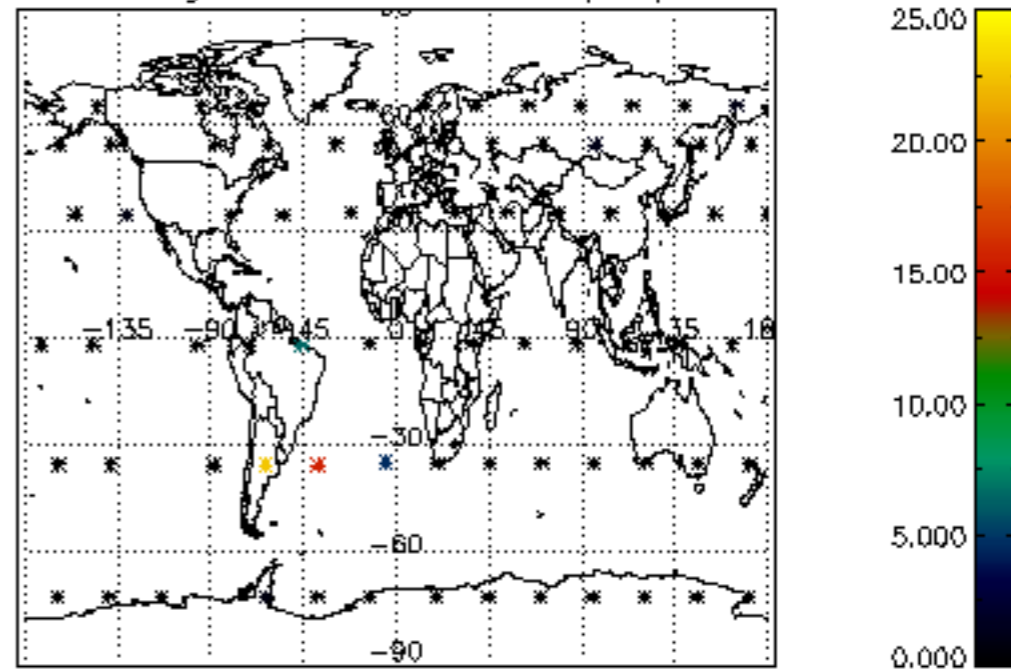
Percentage of datation errors per profile



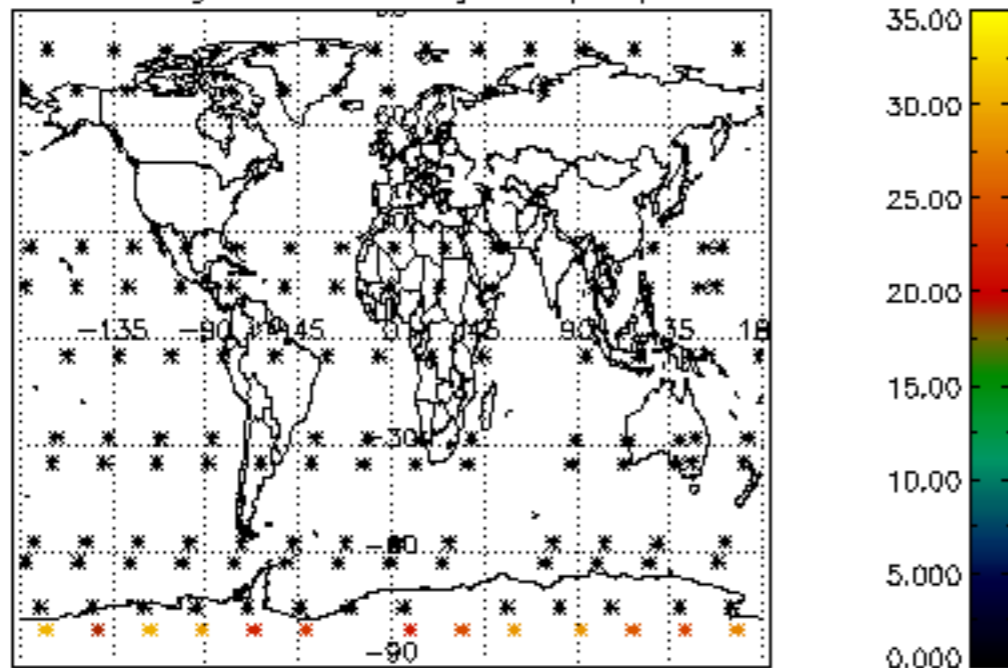
Percentage of star falling outside central band per profile



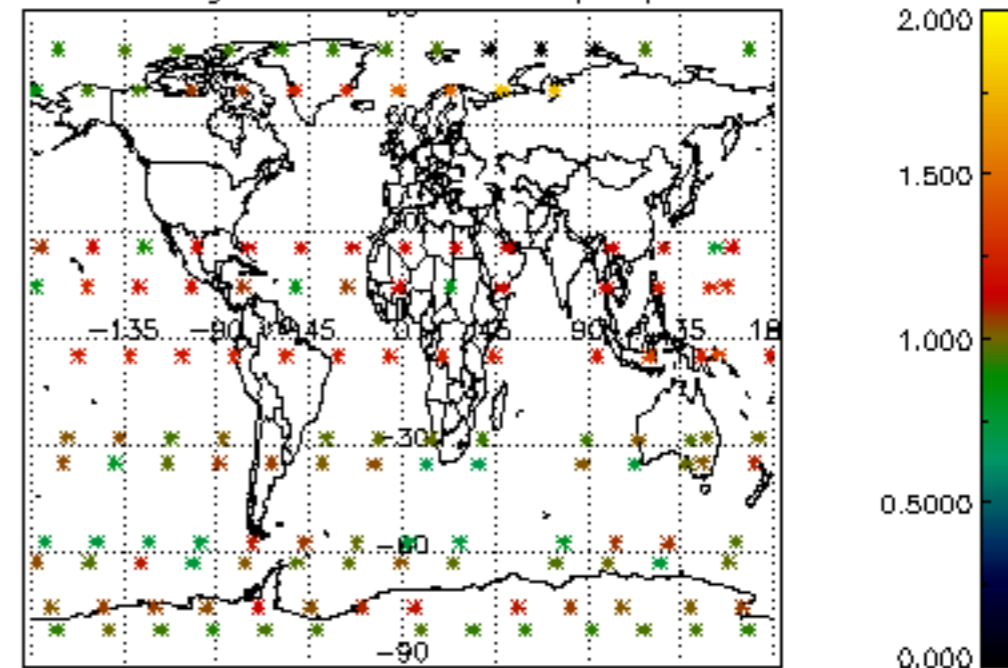
Percentage of saturation errors per profile



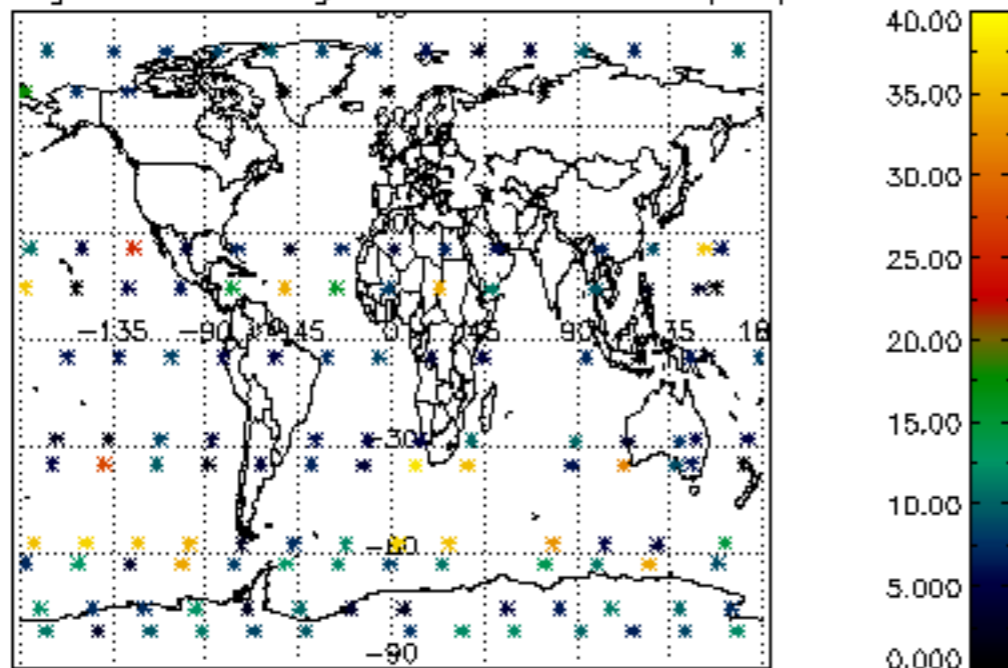
Percentage of cosmic ray hits per profile



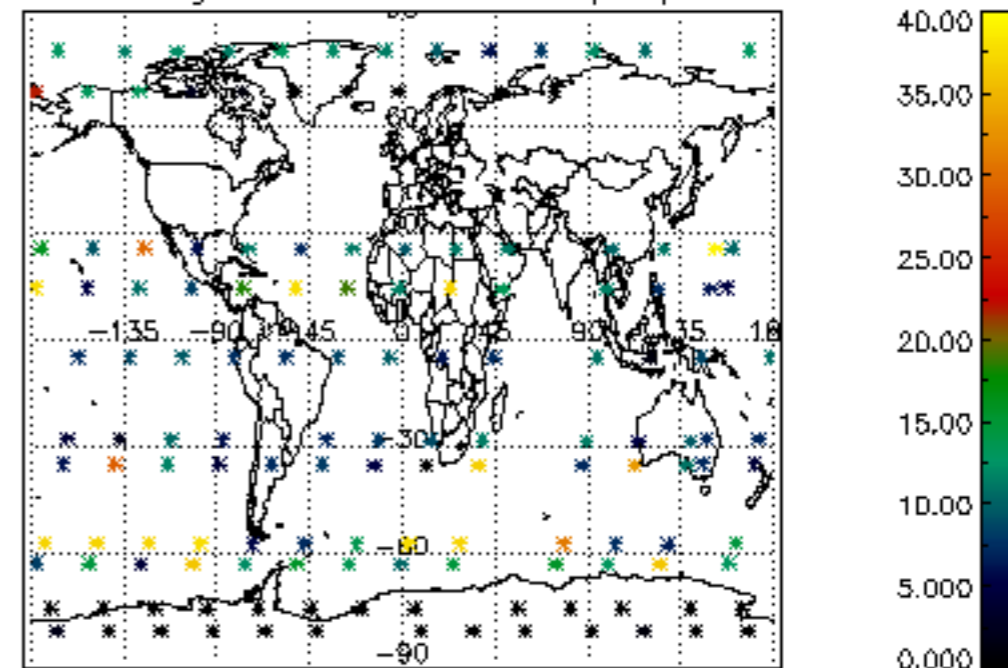
Percentage of datation errors per profile

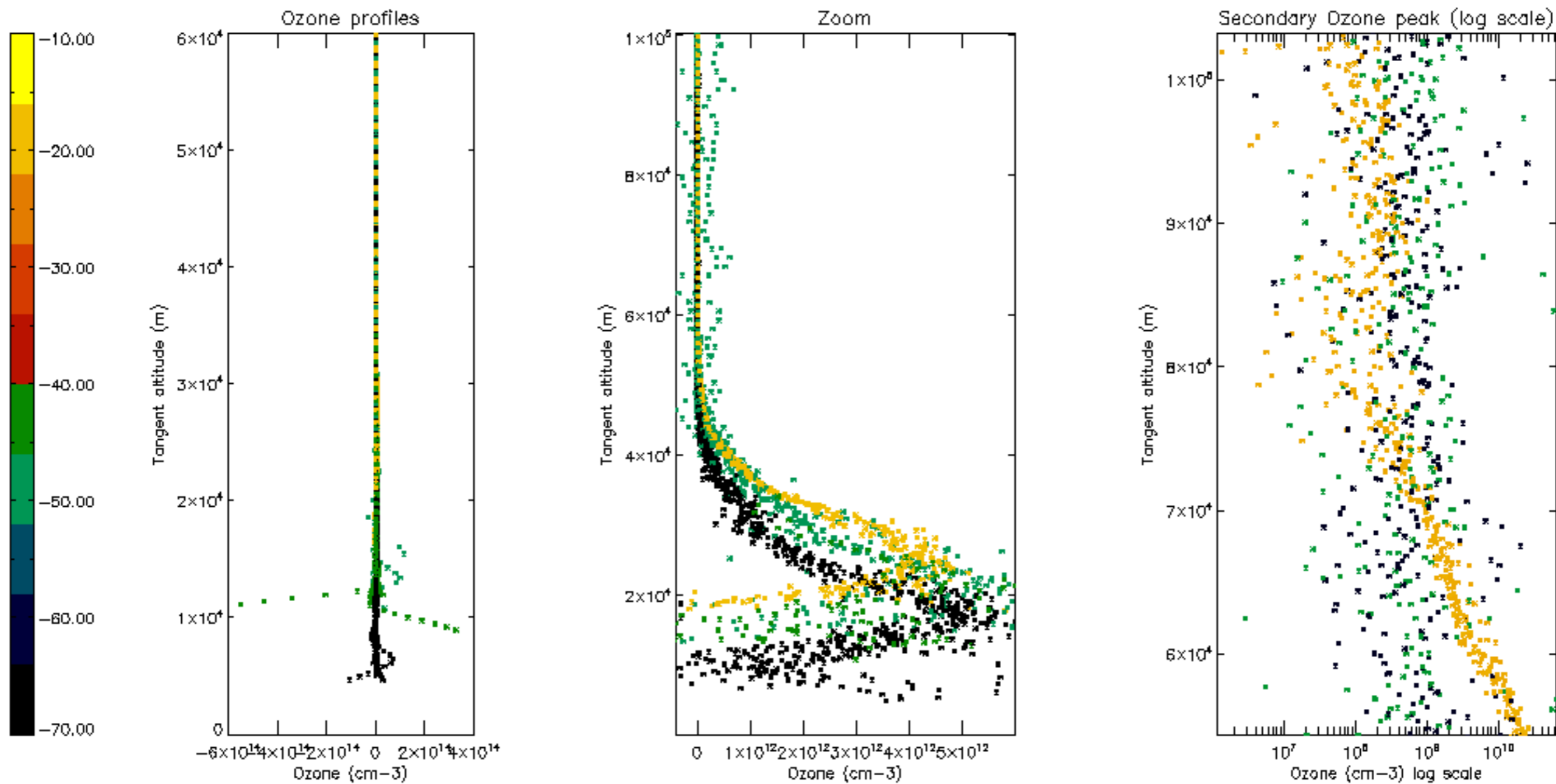


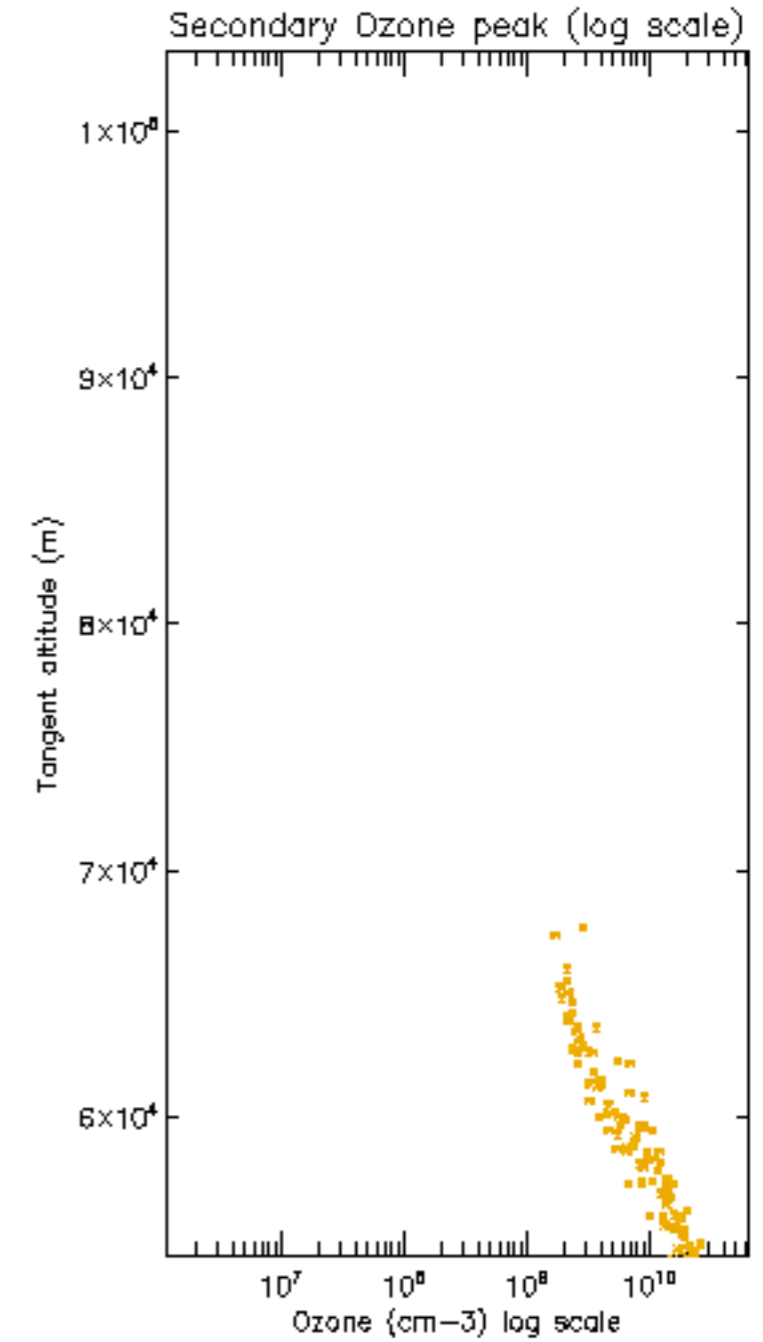
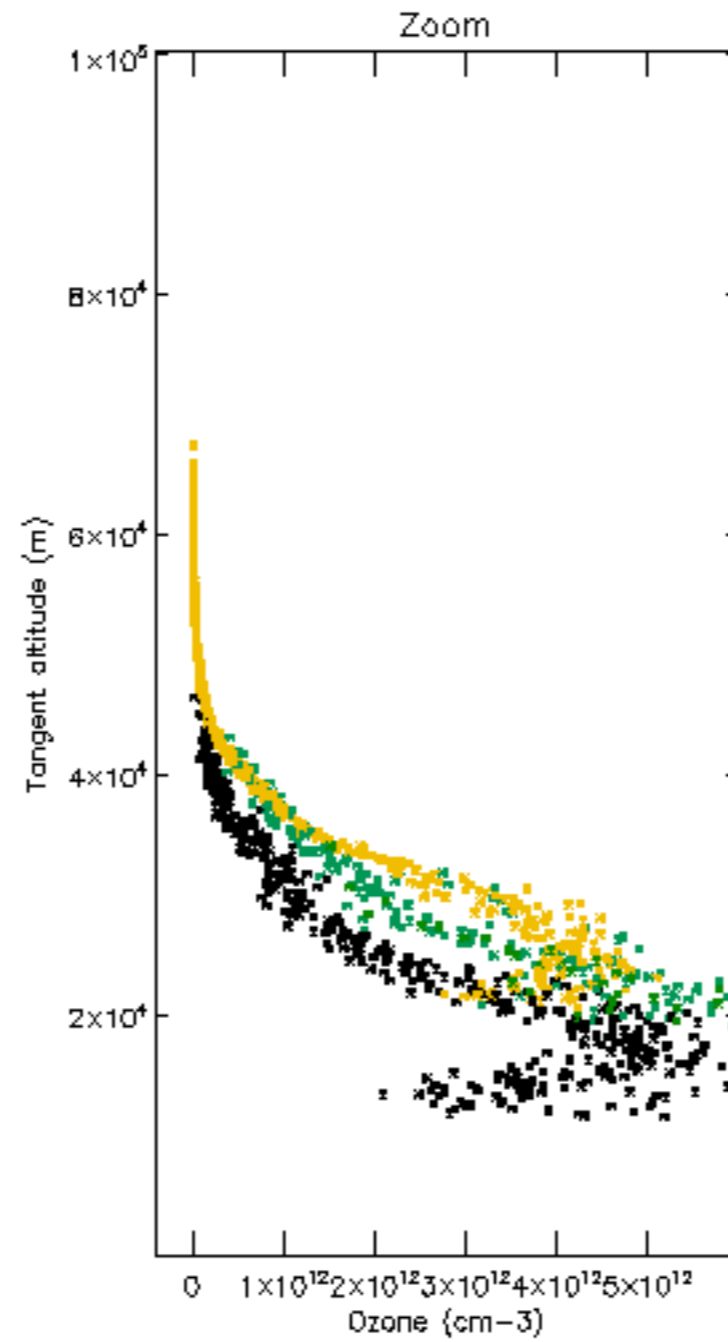
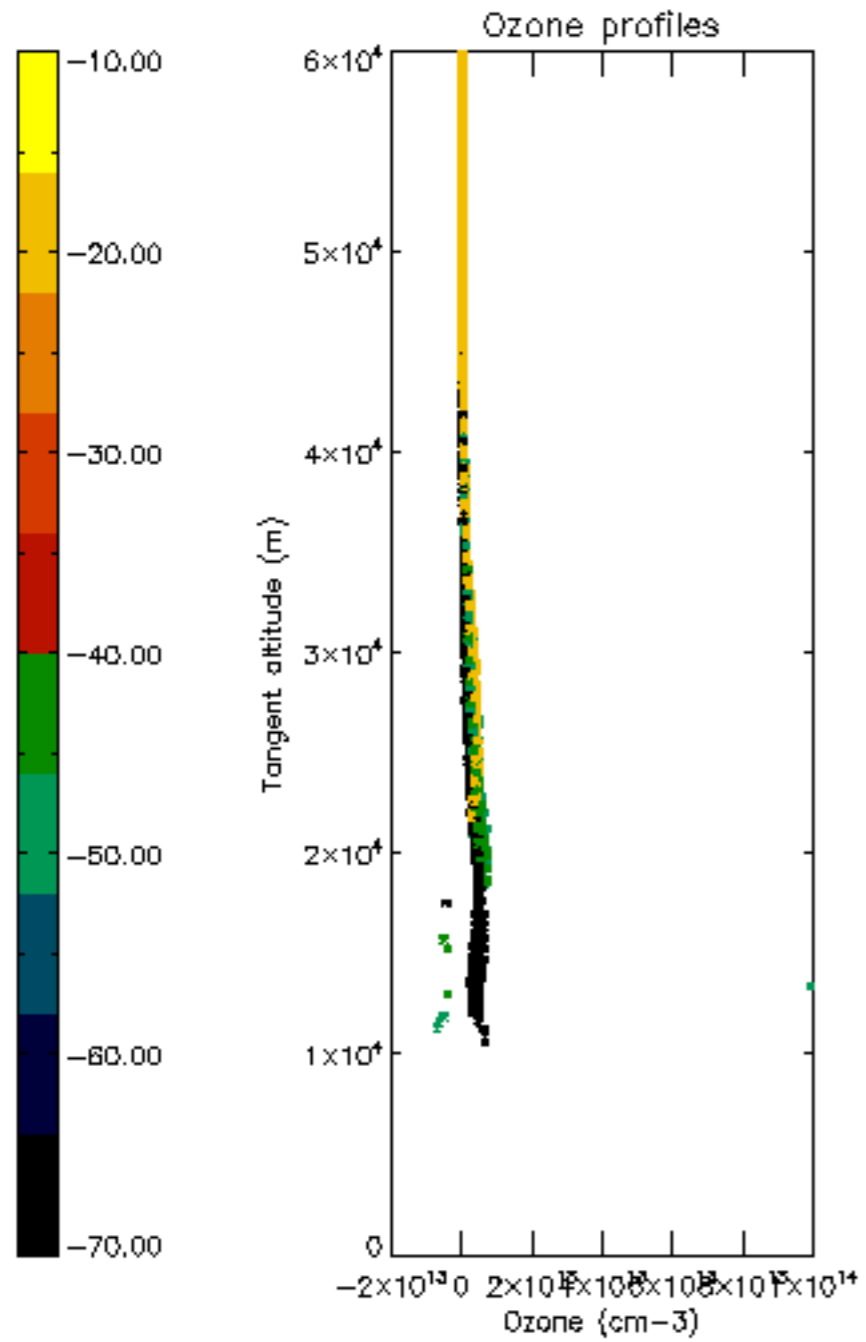
Percentage of star falling outside central band per profile



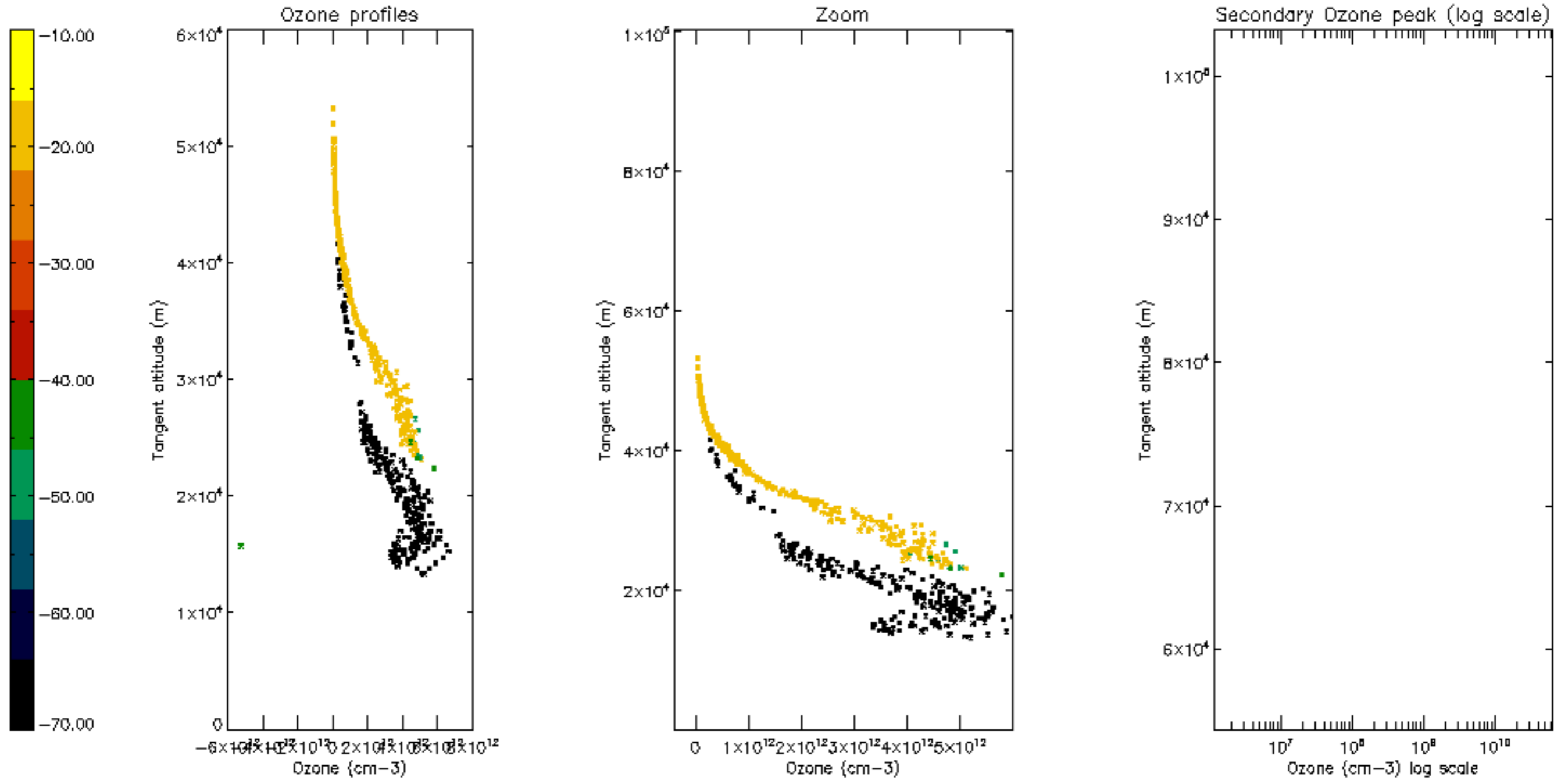
Percentage of saturation errors per profile

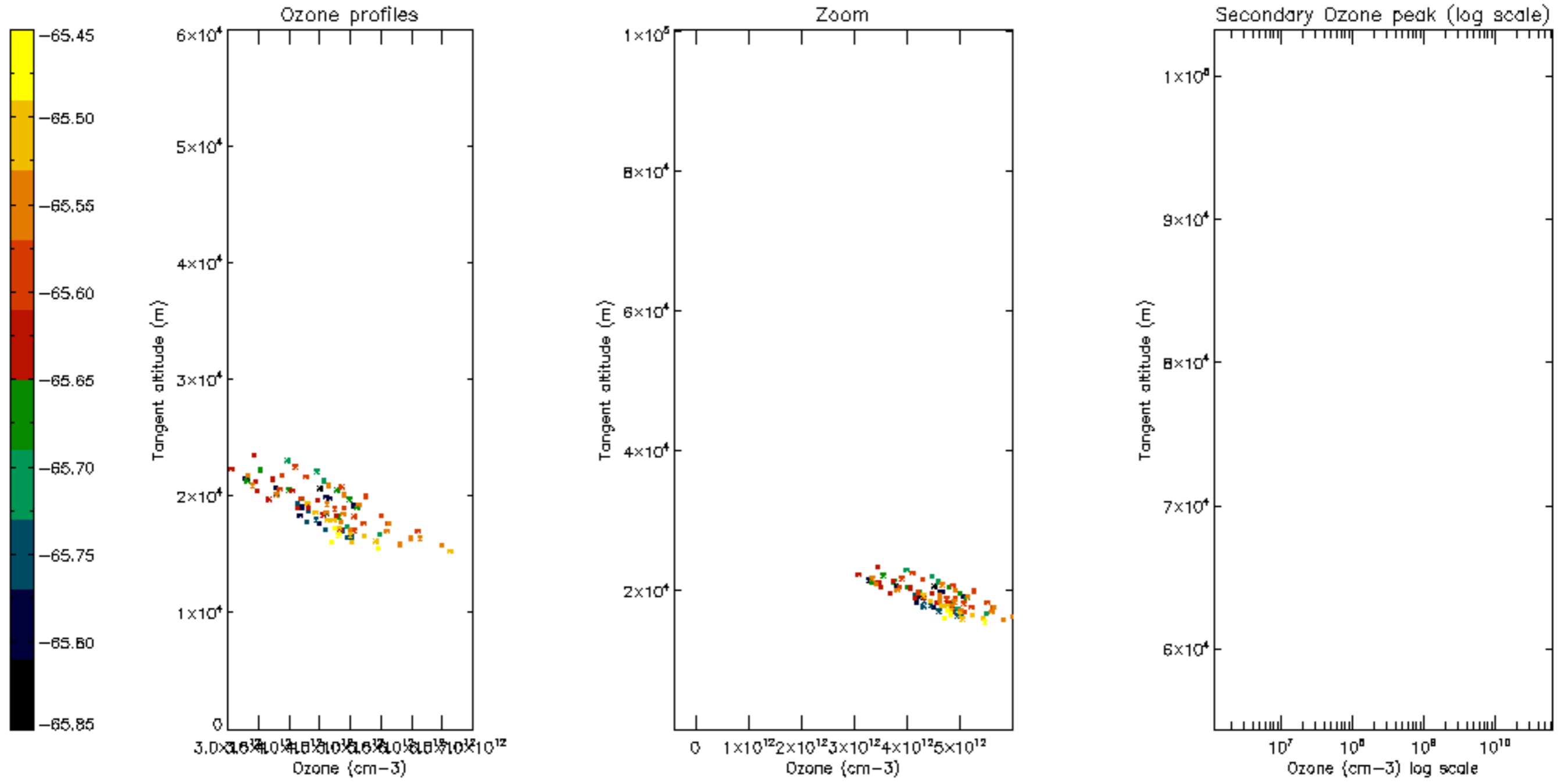


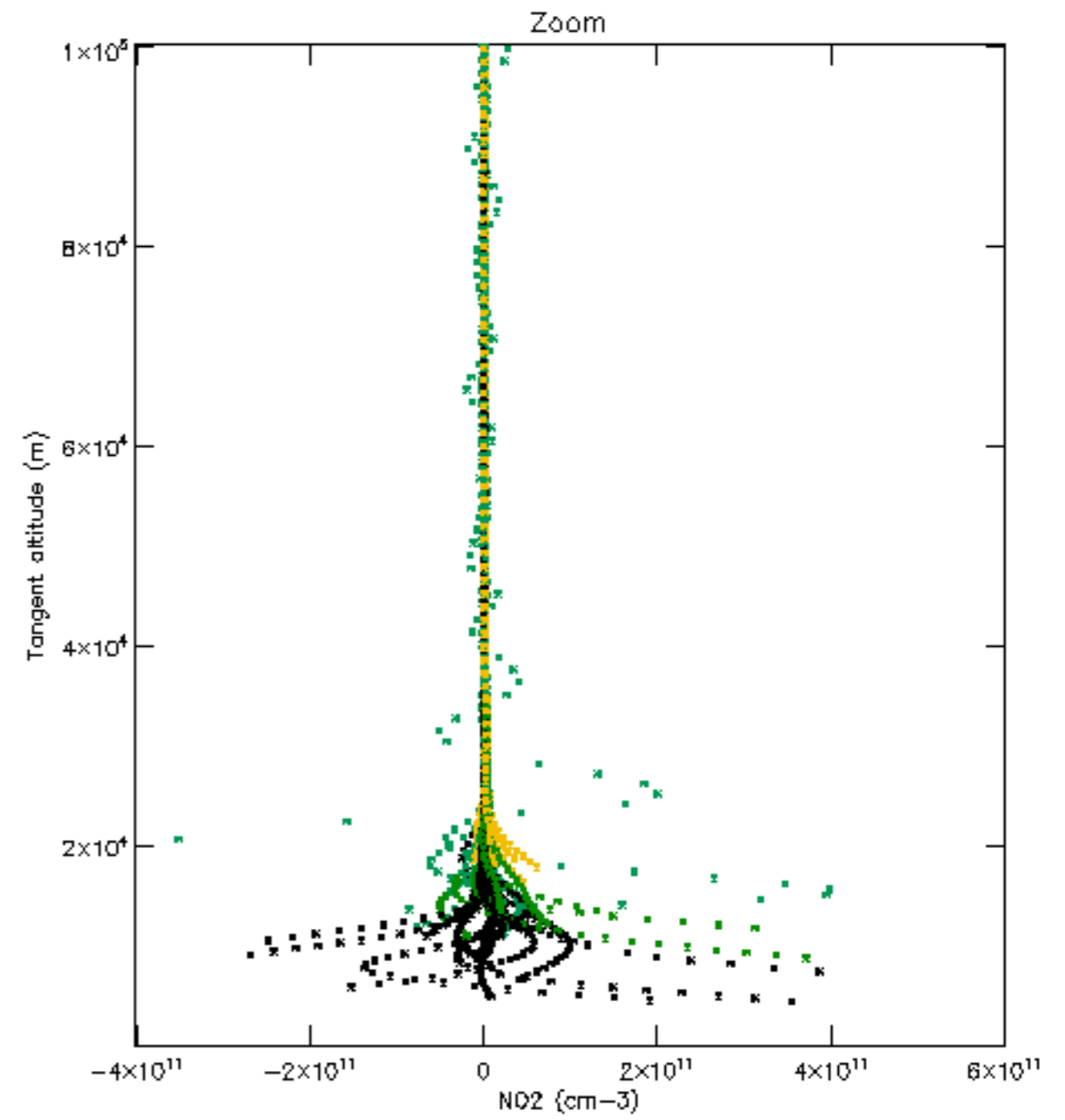
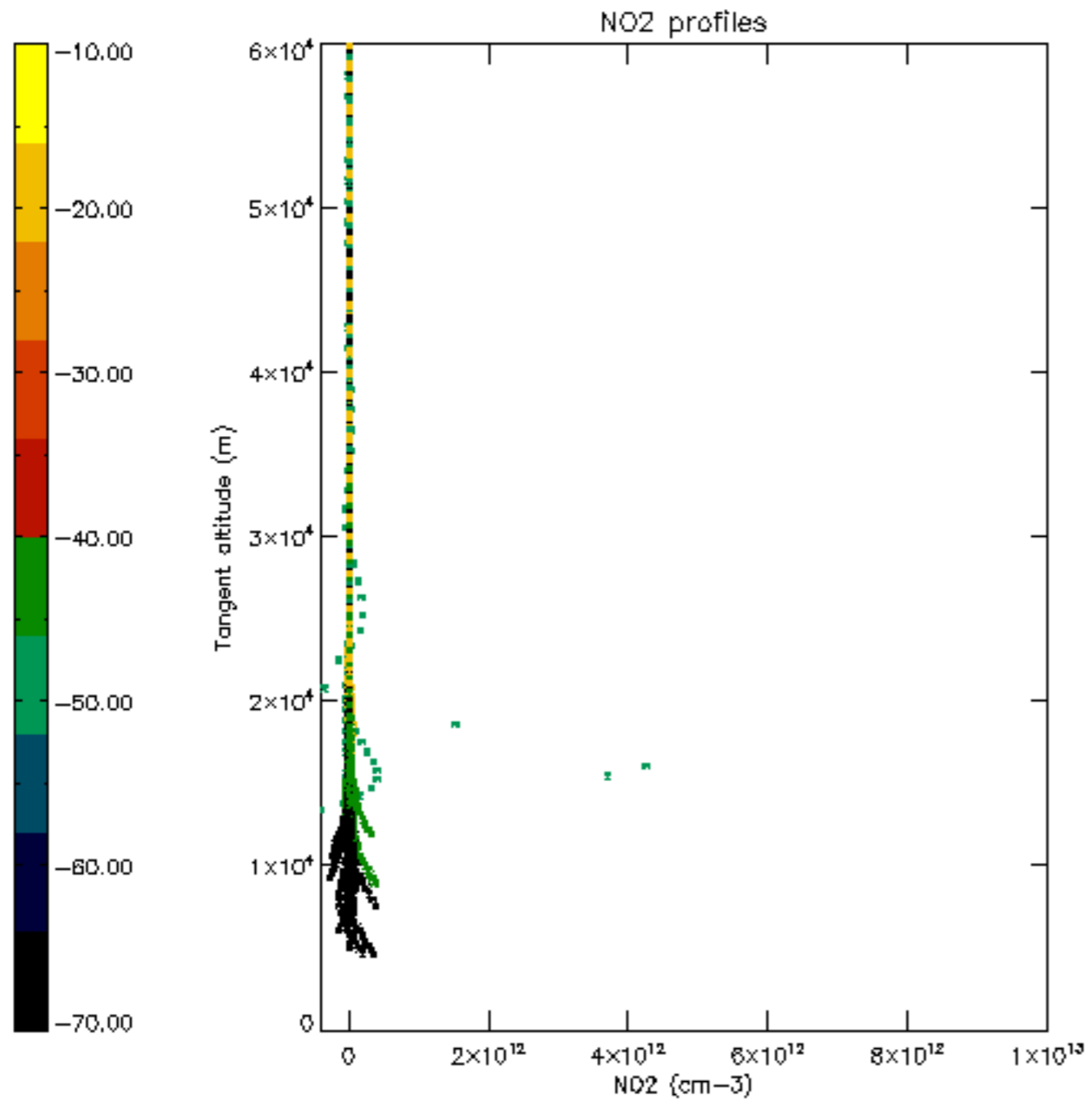


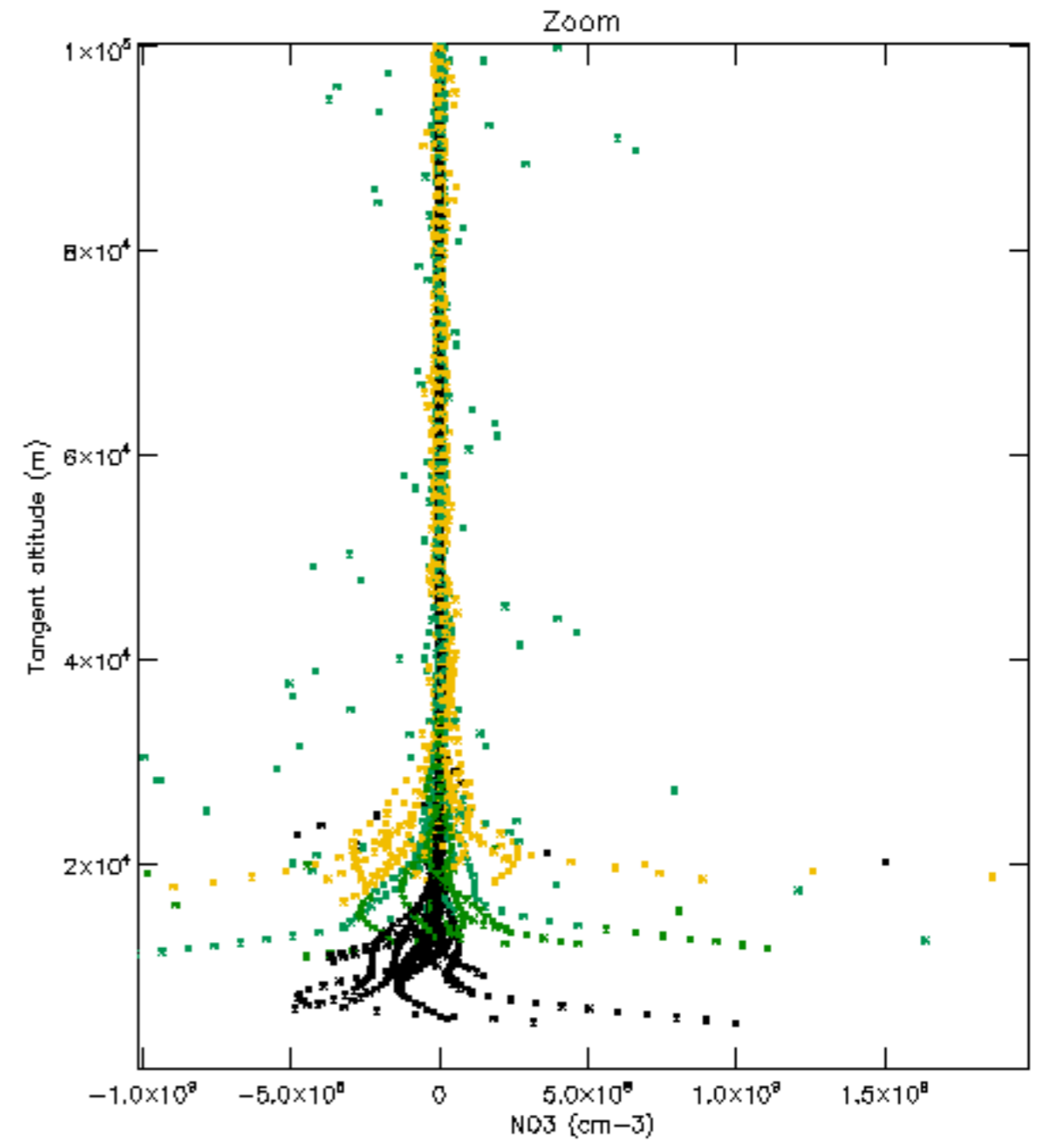
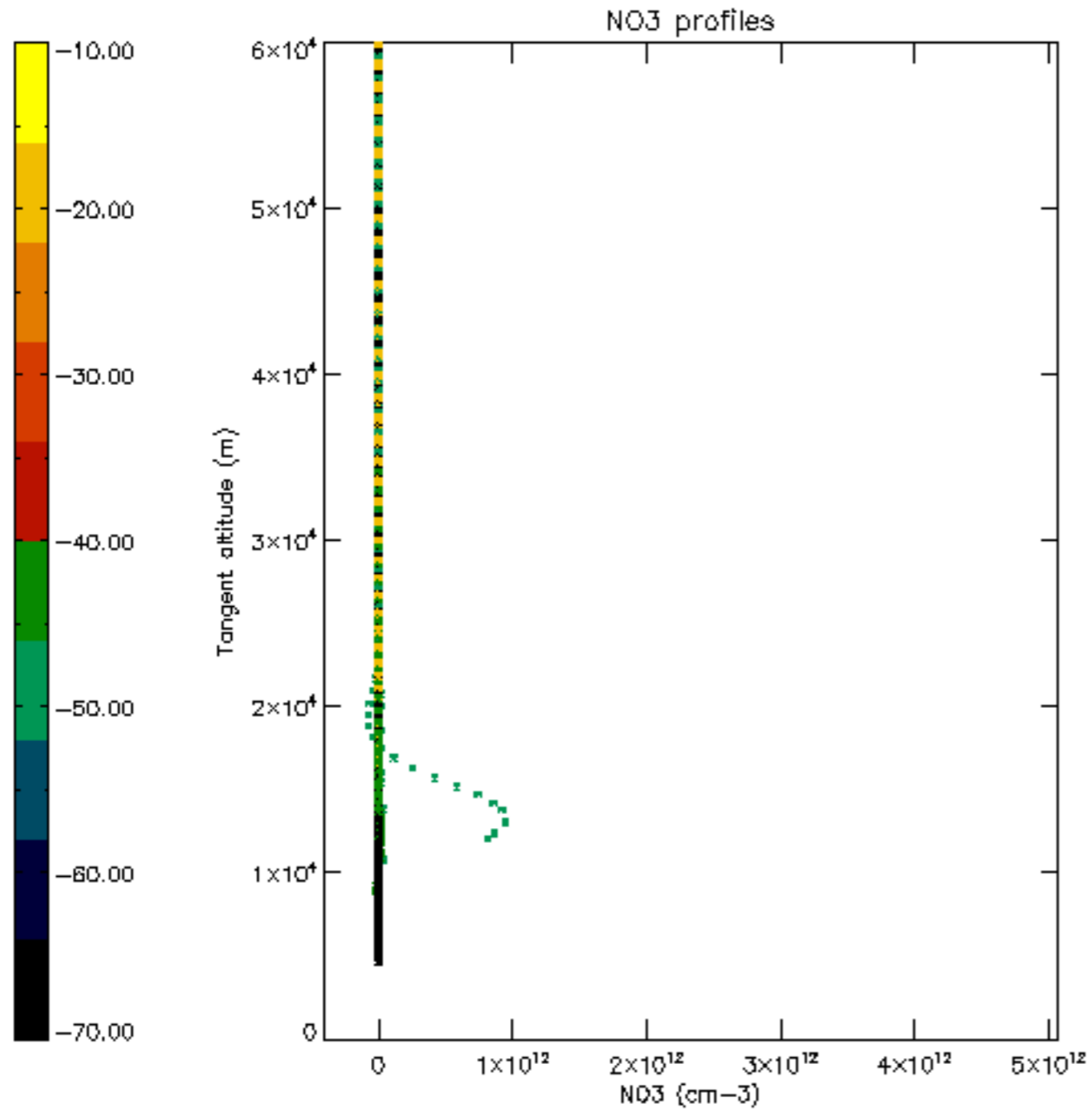




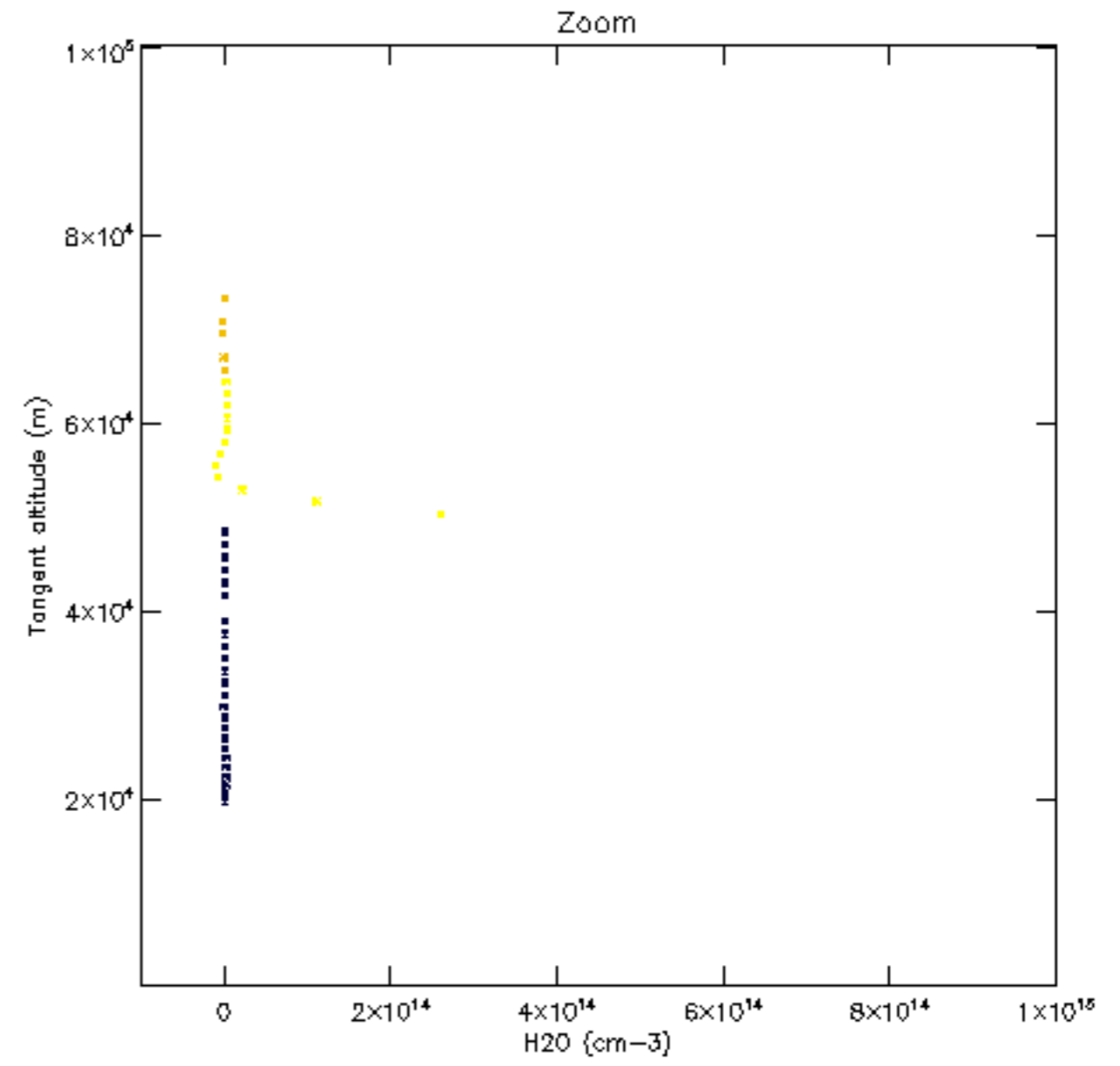
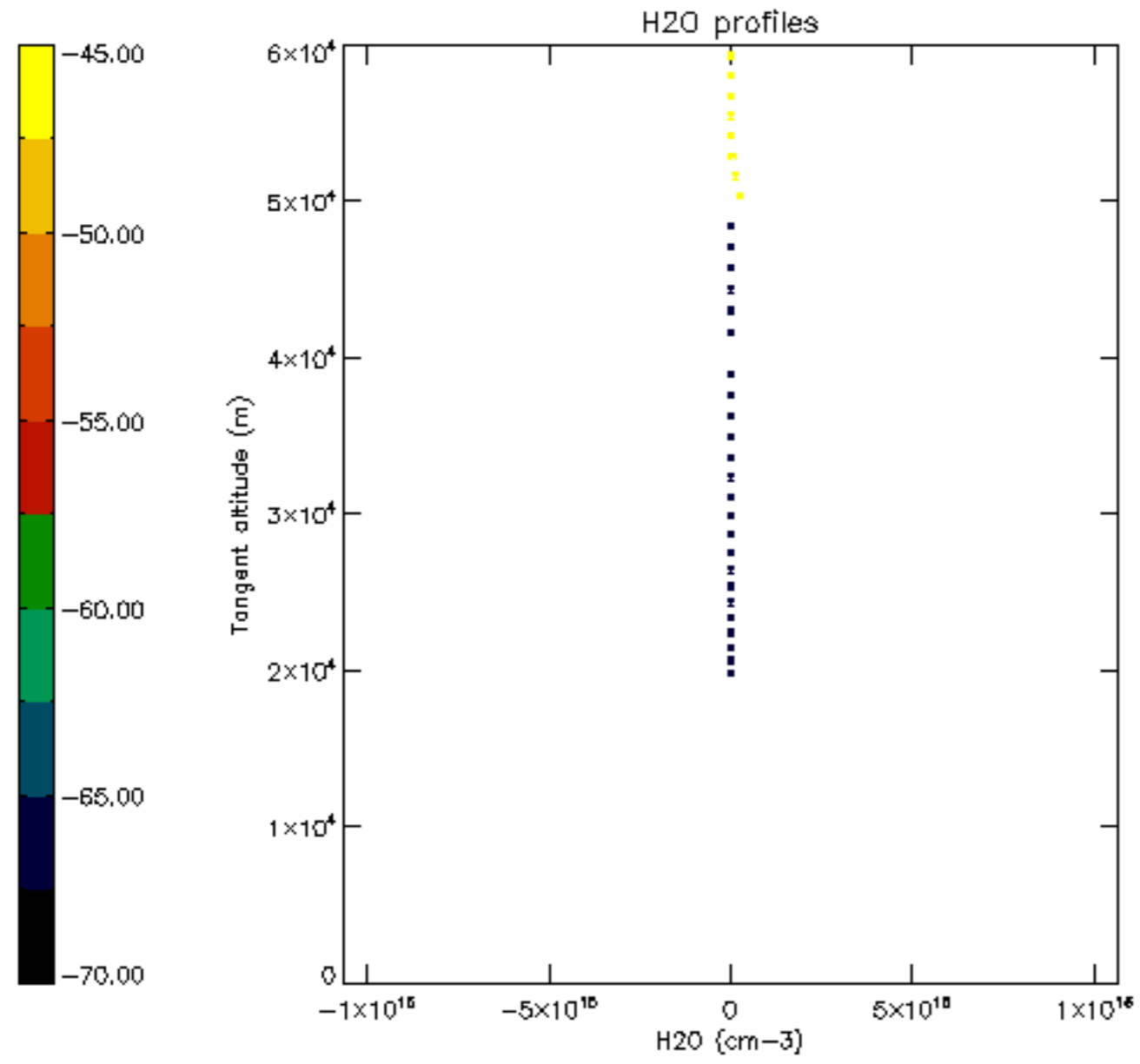


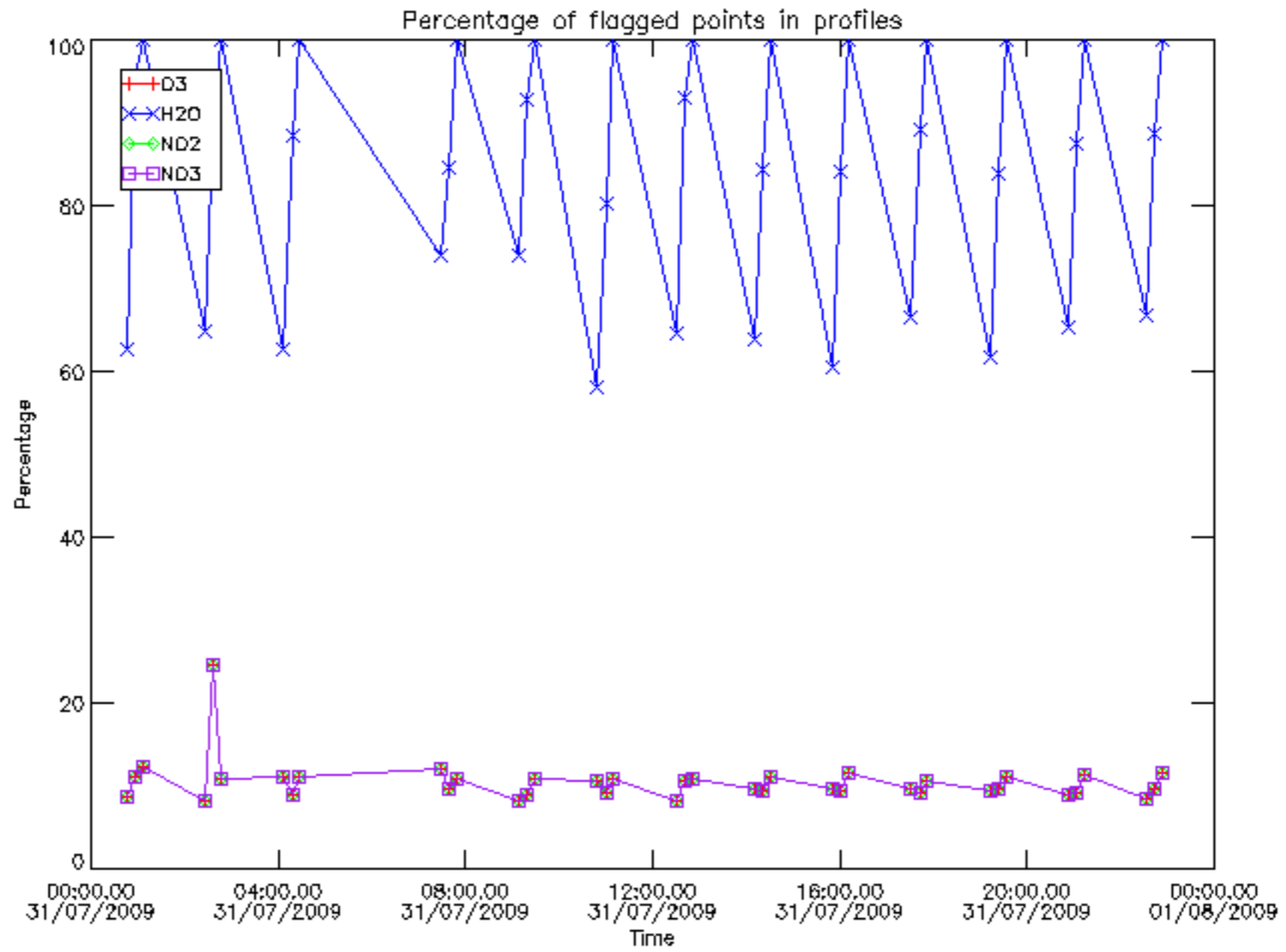




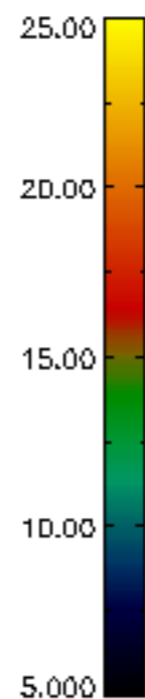
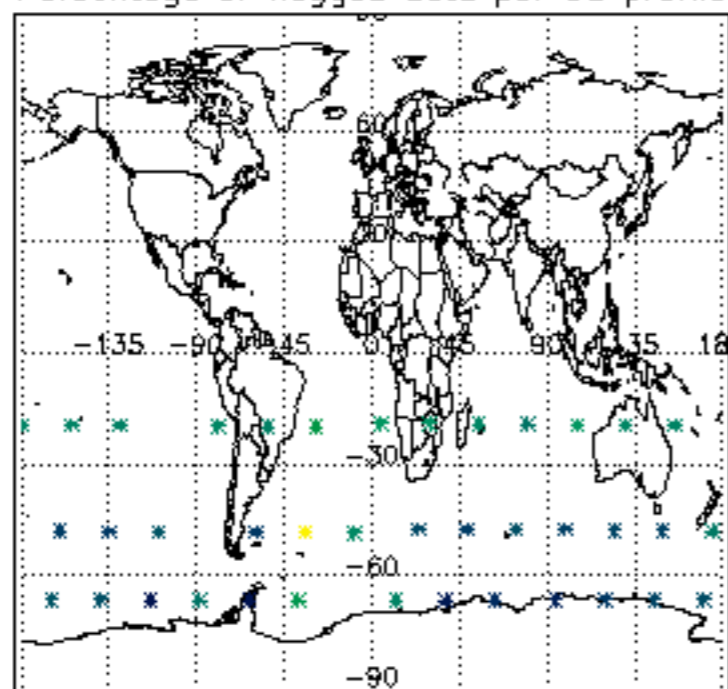




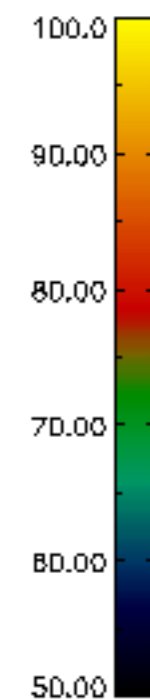
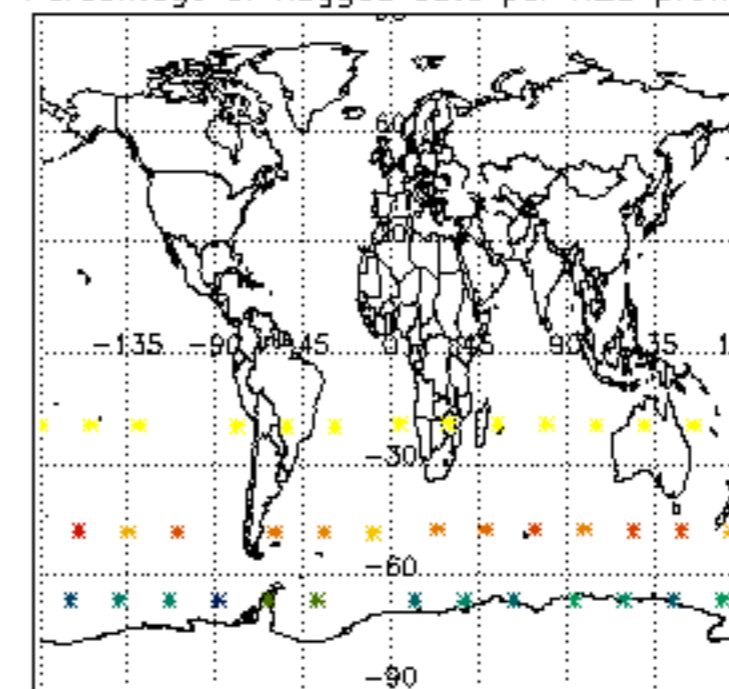




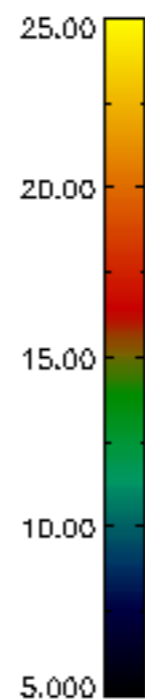
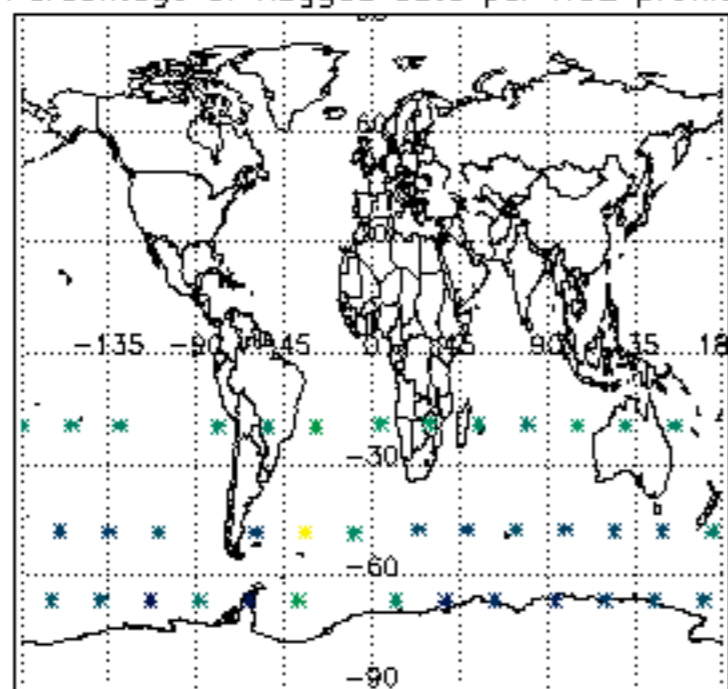
Percentage of flagged data per D3 profile



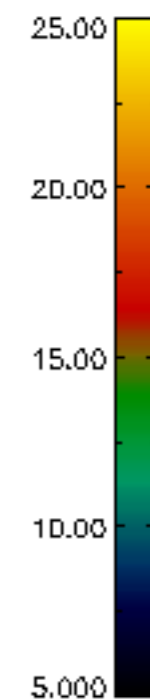
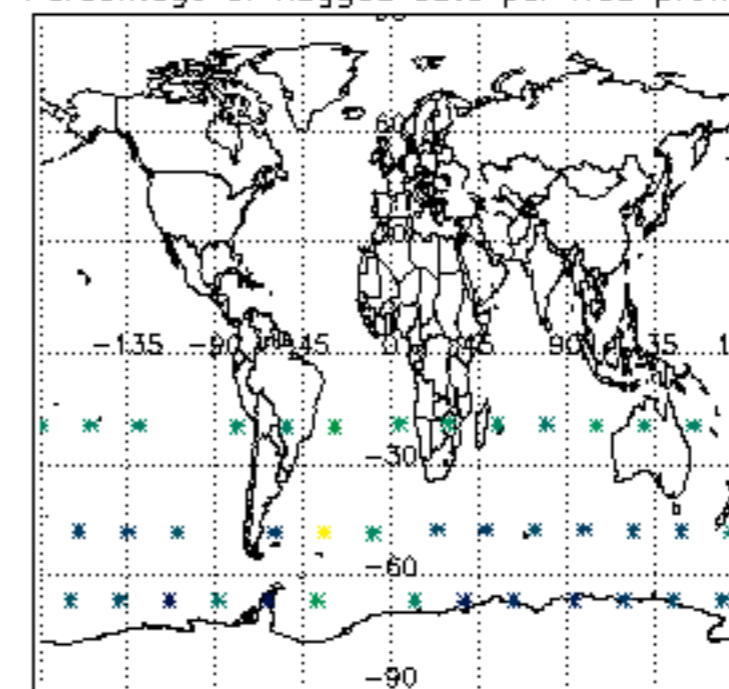
Percentage of flagged data per H2O profile

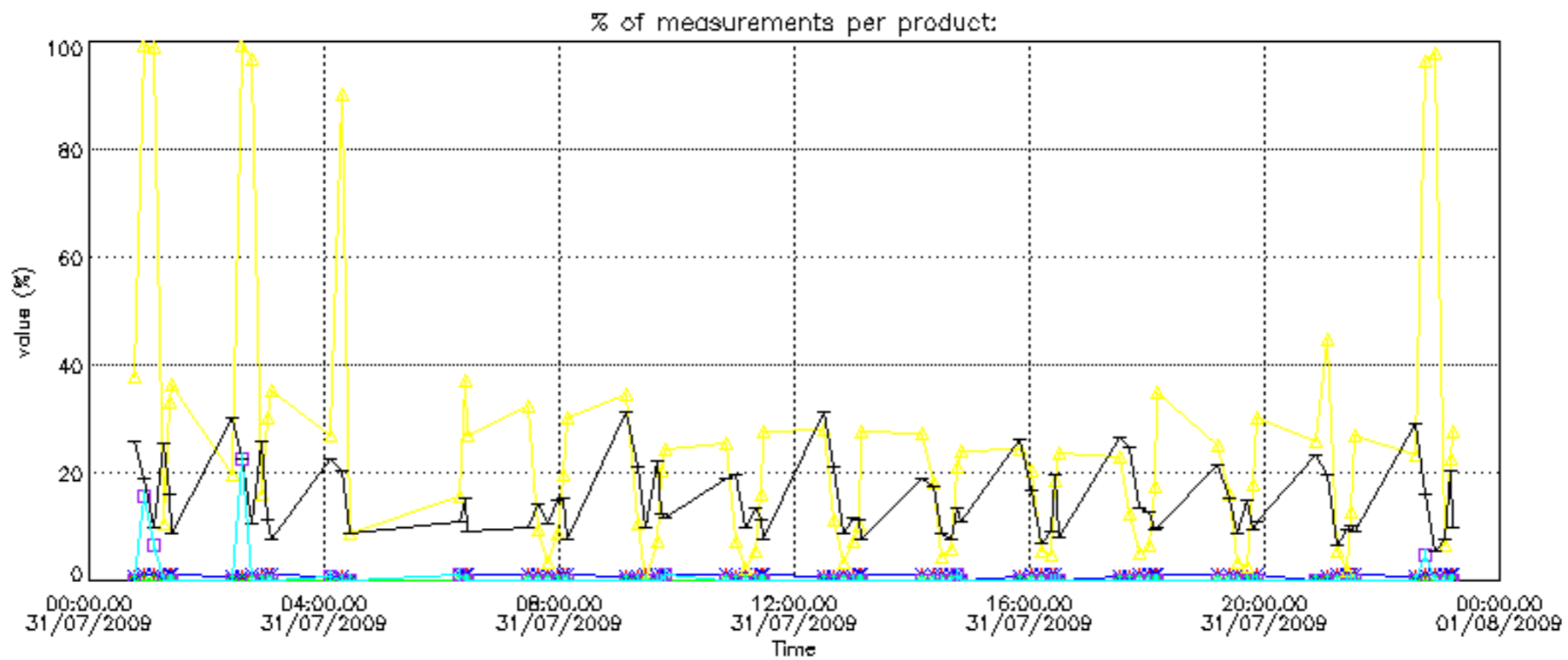


Percentage of flagged data per NO2 profile

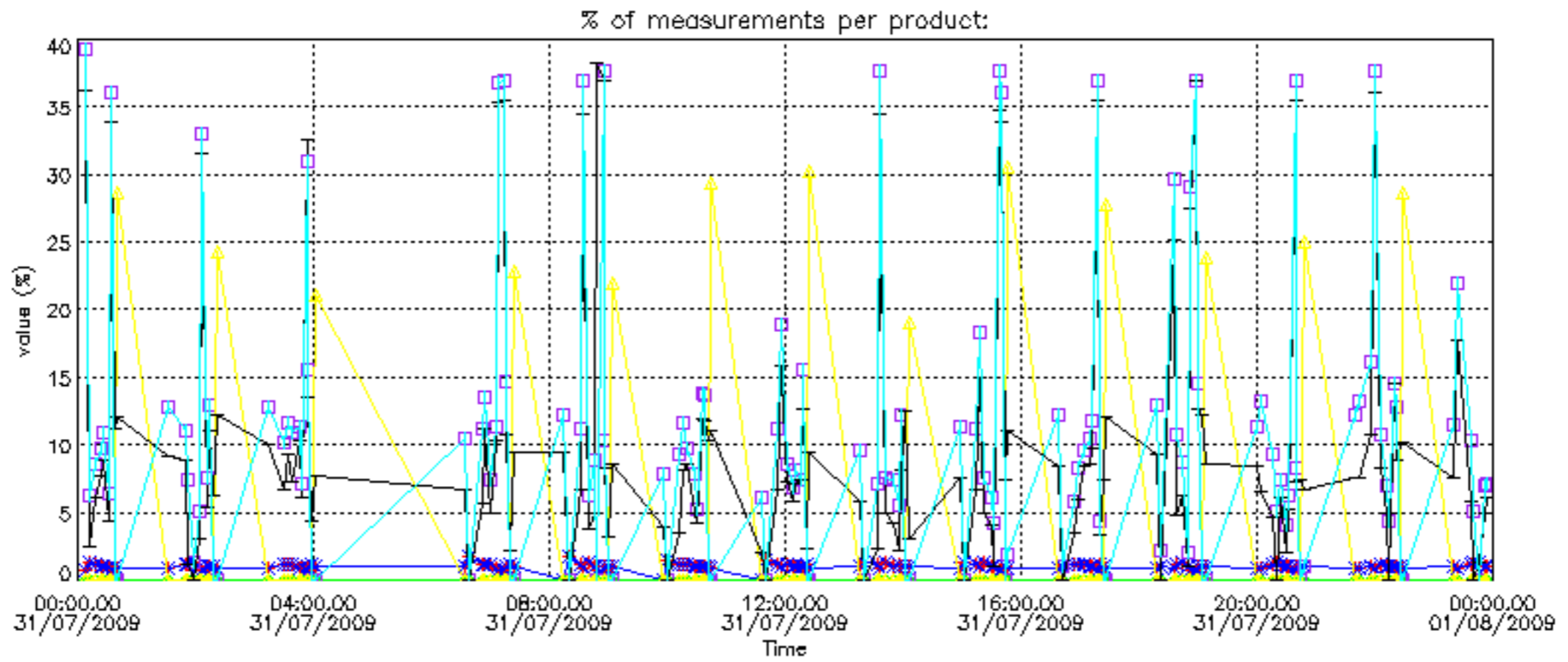


Percentage of flagged data per NO3 profile

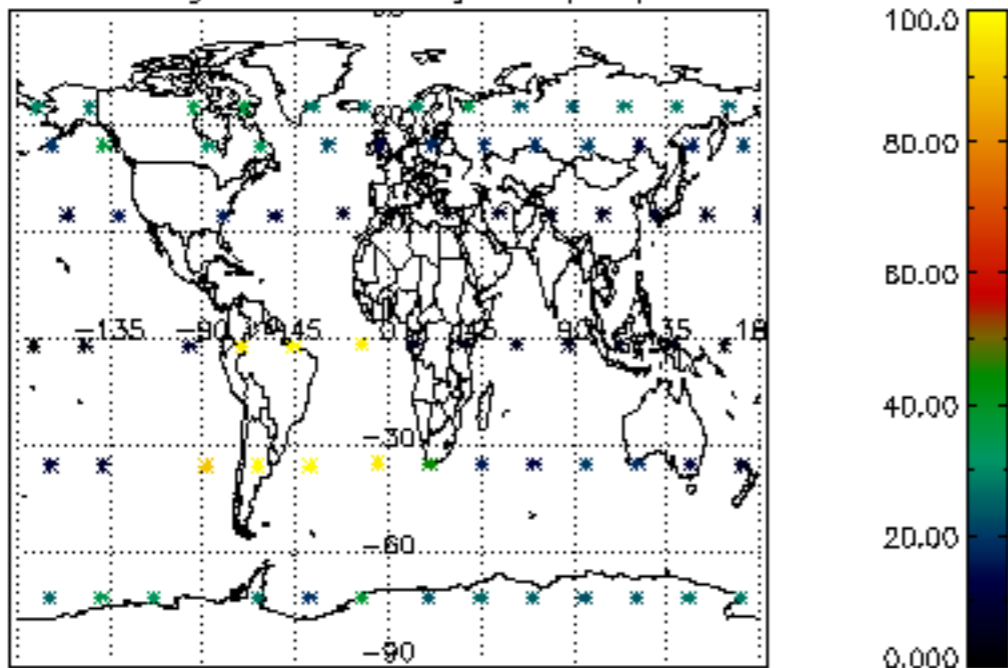




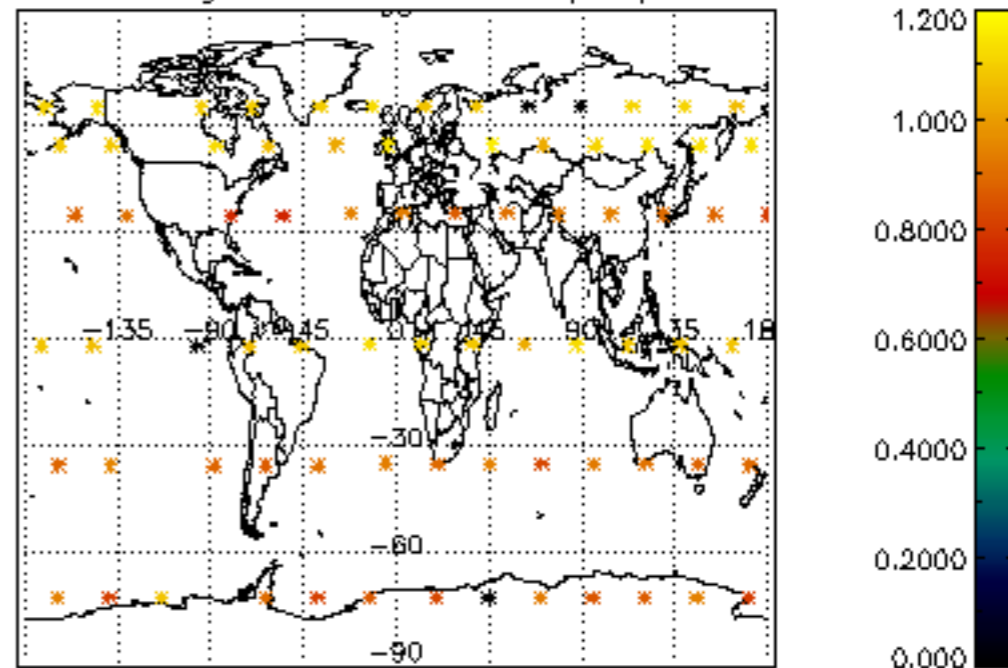




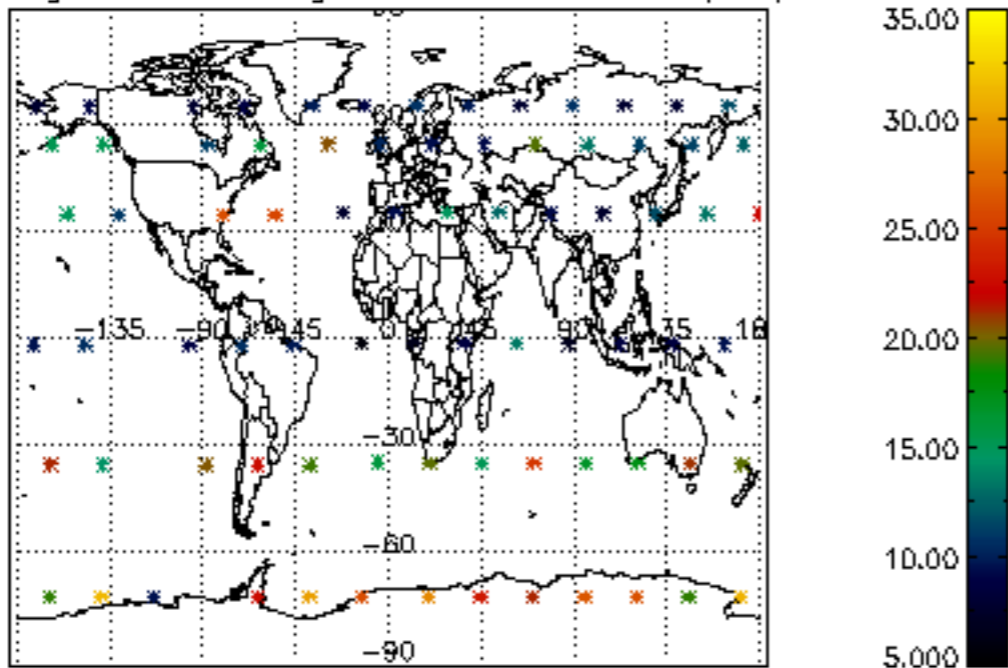
Percentage of cosmic ray hits per profile



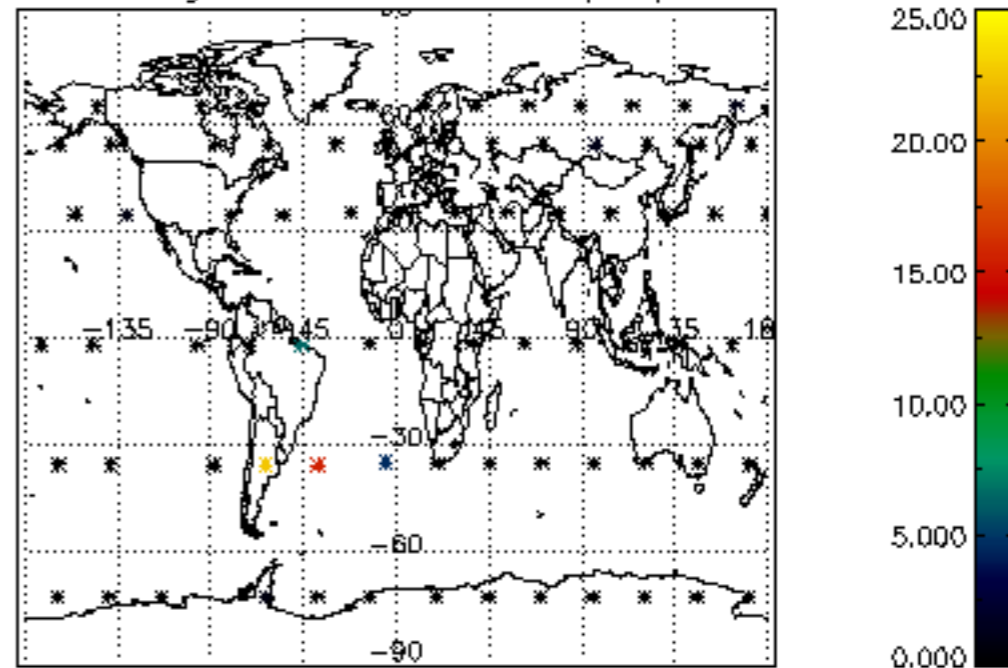
Percentage of datation errors per profile



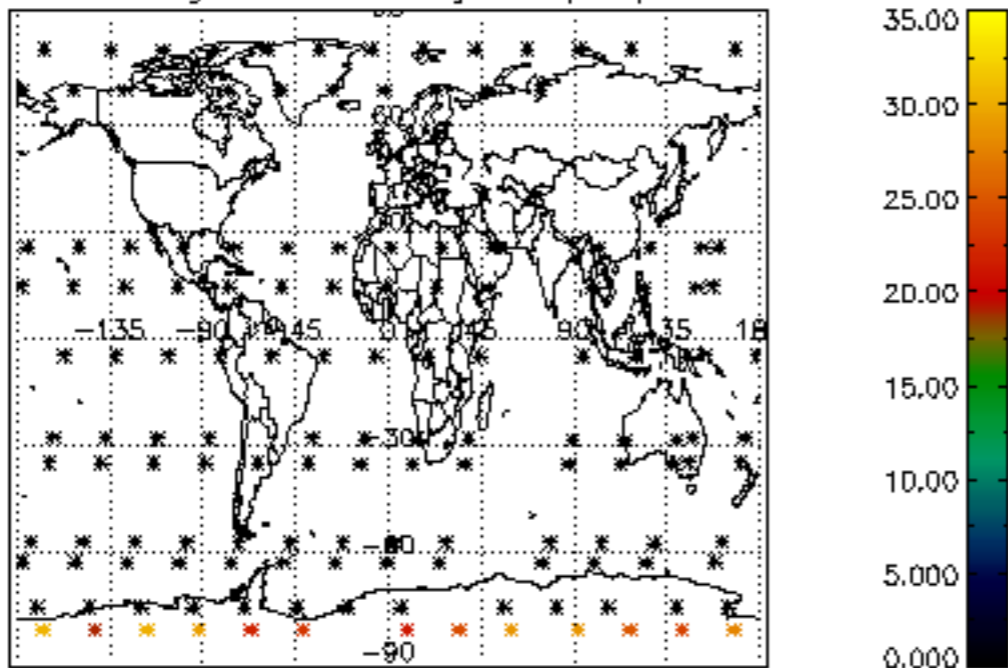
Percentage of star falling outside central band per profile



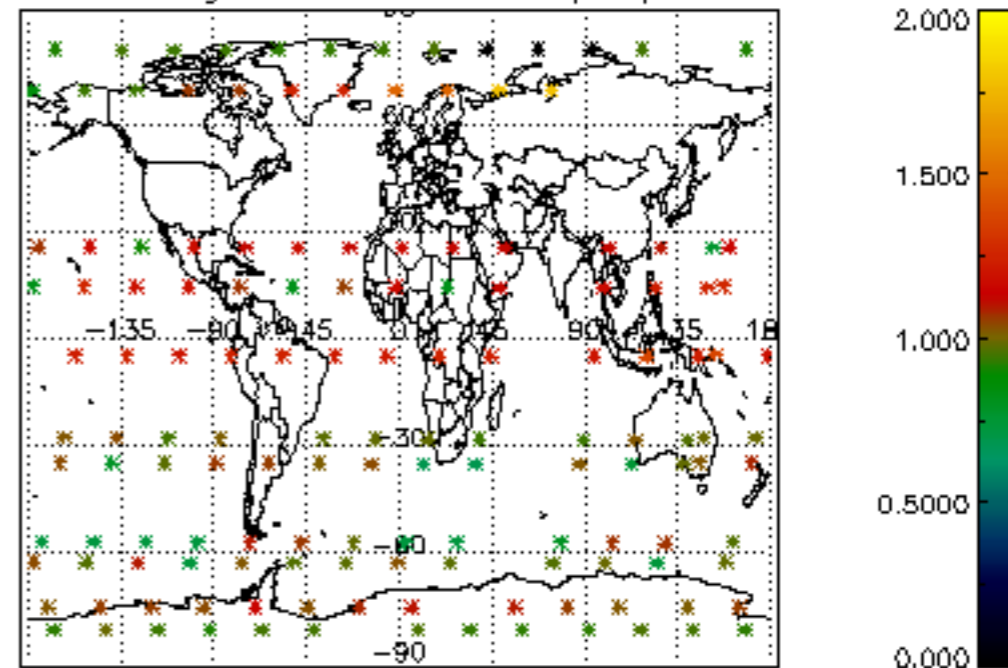
Percentage of saturation errors per profile



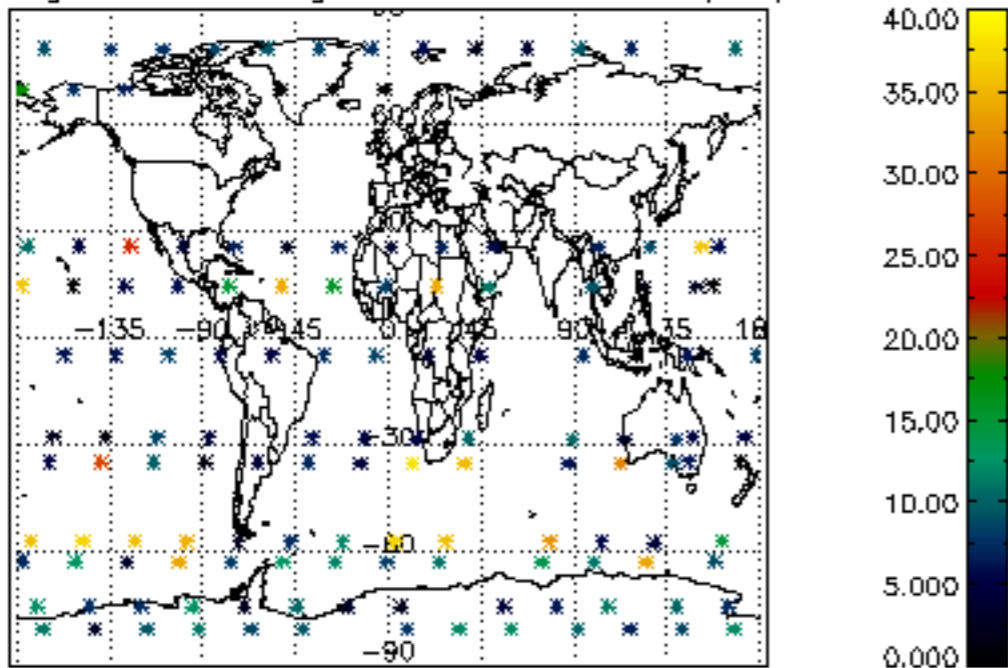
Percentage of cosmic ray hits per profile



Percentage of datation errors per profile



Percentage of star falling outside central band per profile



Percentage of saturation errors per profile

