

GOMOS Level 2 Daily Report

SUMMARY

[1. General Info](#)

[2. Summary of processed GOM_NL_2P products](#)

[3. Level 2 Quality information per product](#)

[3.1 Plot of level 2 quality information per product \(time dependant\)](#)

[3.2 Plot of level 2 quality information per product \(world map\)](#)

[4. Level 1 Quality information per product \(stored on level 2 products\)](#)

[4.1 Plot of level 1 quality information per product \(time dependant\)](#)

[4.1.1 Plot of level 1 quality information per product \(time dependant\): ASCENDING](#)

[4.1.2 Plot of level 1 quality information per product \(time dependant\): DESCENDING](#)

[4.2 Plot of level 1 quality information per product \(world map\)](#)

[4.2.1 Plot of level 1 quality information per product \(world map\): ASCENDING](#)

[4.2.2 Plot of level 1 quality information per product \(world map\): DESCENDING](#)

[5. Ozone profiles based on quality statistics and other trace gas profiles](#)

[5.1 Ozone statistics based on quality of products](#)

[5.2 Plot ozone profiles for all STD \(dark without errors\)](#)

[5.3 Plot ozone profiles where STD < 20% \(dark without errors\)](#)

[5.4. Plot ozone profiles where STD < 10% \(dark without errors\)](#)

[5.5. Plot ozone profiles where STD < 5% \(dark without errors\)](#)

[5.6 Plot NO2 profiles for all STD \(dark without errors\)](#)

[5.7 Plot NO3 profiles for all STD \(dark without errors\)](#)

[5.8 Plot H2O profiles \(only for occultations of stars 1,2,3,4,13,14,16,26,63 dark without errors\) for all STD](#)

[6. Auxiliary Data Files used for the production reported in section 2](#)

This report presents the daily analysis on parameters extracted from GOMOS level 2 data (GOM_NL__2P). It is intended to monitor some important parameters that will impact the quality of these products. A list of level 2 products (and content) that have arrived during the reporting day to the PCF is also given.

Item	Value
Time of report generation	26APR2013 11:16:12
Data source version	GOMOS/6.01
Start time of products	30-07-2009 (30JUL2009 00:00:00)
Stop time of products	31-07-2009 (31JUL2009 00:00:00)
Store outputs in DB	Yes
Nb of level 2 prods	228
Nb of prods with errors	0

2. Summary of processed GOM_NL__2P products.

Nr	Filename	UTC Start time	Limb	Duration	Star Id	Star Name	Star Mag	Star Temp	Nb Meas	Orbit	Prod. error
1	GOM_NL__2PRFIN20090730_000642_000000552081_00131_38762_4321.N1	30-JUL-2009 00:06:42	Straylight	55.000	84	Alp Phe	2.3970	4500.0	110	38762	No
2	GOM_NL__2PRFIN20090730_001224_000000462081_00131_38762_4322.N1	30-JUL-2009 00:12:24	Straylight	45.500	31	Alp Gru	1.7340	15200.	91	38762	No
3	GOM_NL__2PRFIN20090730_001534_000000472081_00131_38762_4323.N1	30-JUL-2009 00:15:34	Straylight	46.500	172	Gam Gru	3.0030	13100.	93	38762	No
4	GOM_NL__2PRFIN20090730_002328_000000382081_00131_38762_4324.N1	30-JUL-2009 00:23:28	Bright	38.000	142	49Del Cap	2.8500	8900.0	76	38762	No
5	GOM_NL__2PRFIN20090730_004036_000000462081_00131_38762_4325.N1	30-JUL-2009 00:40:36	Bright	45.500	92	53Eps Cyg	2.5000	4500.0	91	38762	No
6	GOM_NL__2PRFIN20090730_004341_000000492081_00131_38762_4326.N1	30-JUL-2009 00:43:41	Bright	48.500	19	50Alp Cyg	1.2460	10500.	97	38762	No
7	GOM_NL__2PRFIN20090730_004904_000000402081_00131_38762_4327.N1	30-JUL-2009 00:49:04	Bright	39.500	89	5Alp Cep	2.4510	8000.0	79	38762	No
8	GOM_NL__2PRFIN20090730_005542_000000522081_00131_38762_4328.N1	30-JUL-2009 00:55:42	Bright	52.000	74	11Bet Cas	2.2680	6600.0	104	38762	No
9	GOM_NL__2PRFIN20090730_005736_000000722081_00131_38762_4329.N1	30-JUL-2009 00:57:36	Bright	72.000	76	27Gam Cas	2.3000	30000.	144	38762	No
10	GOM_NL__2PRFIN20090730_010349_000000442081_00131_38762_4330.N1	30-JUL-2009 01:03:49	Bright	44.000	160	23Gam Per	2.9300	4700.0	88	38762	No
11	GOM_NL__2PRFIN20090730_010526_000000522081_00131_38762_4331.N1	30-JUL-2009 01:05:26	Bright	51.500	35	33Alp Per	1.7950	6250.0	103	38762	No
12	GOM_NL__2PRFIN20090730_010917_000000452081_00131_38762_4332.N1	30-JUL-2009 01:09:17	Bright	45.000	149	45Eps Per	2.8880	30000.	90	38762	No
13	GOM_NL__2PRFIN20090730_011217_000000532081_00131_38762_4333.N1	30-JUL-2009 01:12:17	Tw_i_and_stray	52.500	150	44Zet Per	2.8900	28000.	105	38762	No
14	GOM_NL__2PRFIN20090730_011659_000000622081_00131_38762_4334.N1	30-JUL-2009 01:16:59	Dark	62.000	13	87Alp Tau	0.86700	3800.0	124	38762	No
15	GOM_NL__2PRFIN20090730_012741_000000552081_00131_38762_4335.N1	30-JUL-2009 01:27:41	Dark	55.000	165	34Gam Eri	2.9500	3200.0	110	38762	No
16	GOM_NL__2PRFIN20090730_013705_000000462081_00131_38762_4336.N1	30-JUL-2009 01:37:05	Dark	46.000	157	The1Eri	2.9060	9300.0	92	38762	No
17	GOM_NL__2PRFIN20090730_014719_000000652081_00132_38763_4337.N1	30-JUL-2009 01:47:19	Straylight	65.000	84	Alp Phe	2.3970	4500.0	130	38763	No
18	GOM_NL__2PRFIN20090730_015300_000000442081_00132_38763_4338.N1	30-JUL-2009 01:53:00	Straylight	44.000	31	Alp Gru	1.7340	15200.	88	38763	No
19	GOM_NL__2PRFIN20090730_015610_000000472081_00132_38763_4339.N1	30-JUL-2009 01:56:10	Straylight	46.500	172	Gam Gru	3.0030	13100.	93	38763	No
20	GOM_NL__2PRFIN20090730_020404_000000382081_00132_38763_4340.N1	30-JUL-2009 02:04:04	Bright	38.000	142	49Del Cap	2.8500	8900.0	76	38763	No
21	GOM_NL__2PRFIN20090730_022111_000000462081_00132_38763_4341.N1	30-JUL-2009 02:21:11	Bright	45.500	92	53Eps Cyg	2.5000	4500.0	91	38763	No
22	GOM_NL__2PRFIN20090730_022416_000000392081_00132_38763_4342.N1	30-JUL-2009 02:24:16	Bright	39.000	19	50Alp Cyg	1.2460	10500.	78	38763	No
23	GOM_NL__2PRFIN20090730_022939_000000372081_00132_38763_4343.N1	30-JUL-2009 02:29:39	Bright	37.000	89	5Alp Cep	2.4510	8000.0	74	38763	No
24	GOM_NL__2PRFIN20090730_023618_000000512081_00132_38763_4344.N1	30-JUL-2009 02:36:18	Bright	50.500	74	11Bet Cas	2.2680	6600.0	101	38763	No
25	GOM_NL__2PRFIN20090730_023812_000000492081_00132_38763_4345.N1	30-JUL-2009 02:38:12	Bright	48.500	76	27Gam Cas	2.3000	30000.	97	38763	No
26	GOM_NL__2PRFIN20090730_024425_000000492081_00132_38763_4346.N1	30-JUL-2009 02:44:25	Bright	48.500	160	23Gam Per	2.9300	4700.0	97	38763	No
27	GOM_NL__2PRFIN20090730_024602_000000502081_00132_38763_4347.N1	30-JUL-2009 02:46:02	Bright	49.500	35	33Alp Per	1.7950	6250.0	99	38763	No
28	GOM_NL__2PRFIN20090730_024952_000000462081_00132_38763_4348.N1	30-JUL-2009 02:49:52	Bright	45.500	149	45Eps Per	2.8880	30000.	91	38763	No
29	GOM_NL__2PRFIN20090730_025253_000000522081_00132_38763_4349.N1	30-JUL-2009 02:52:53	Tw_i_and_stray	51.500	150	44Zet Per	2.8900	28000.	103	38763	No
30	GOM_NL__2PRFIN20090730_025735_000000532081_00132_38763_4350.N1	30-JUL-2009 02:57:35	Dark	53.000	13	87Alp Tau	0.86700	3800.0	106	38763	No
31	GOM_NL__2PRFIN20090730_030818_000000582081_00132_38763_4351.N1	30-JUL-2009 03:08:18	Dark	58.000	165	34Gam Eri	2.9500	3200.0	116	38763	No
32	GOM_NL__2PRFIN20090730_031742_000000462081_00132_38763_4352.N1	30-JUL-2009 03:17:42	Dark	45.500	157	The1Eri	2.9060	9300.0	91	38763	No
33	GOM_NL__2PRFIN20090730_032756_000000642081_00133_38764_4350.N1	30-JUL-2009 03:27:56	Straylight	64.000	84	Alp Phe	2.3970	4500.0	128	38764	No
34	GOM_NL__2PRFIN20090730_033337_000000462081_00133_38764_4351.N1	30-JUL-2009 03:33:37	Straylight	45.500	31	Alp Gru	1.7340	15200.	91	38764	No
35	GOM_NL__2PRFIN20090730_033647_000000462081_00133_38764_4352.N1	30-JUL-2009 03:36:47	Straylight	46.000	172	Gam Gru	3.0030	13100.	92	38764	No
36	GOM_NL__2PRFIN20090730_034440_000000432081_00133_38764_4353.N1	30-JUL-2009 03:44:40	Bright	43.000	142	49Del Cap	2.8500	8900.0	86	38764	No
37	GOM_NL__2PRFIN20090730_040146_000000462081_00133_38764_4354.N1	30-JUL-2009 04:01:46	Bright	46.000	92	53Eps Cyg	2.5000	4500.0	92	38764	No
38	GOM_NL__2PRFIN20090730_040452_000000432081_00133_38764_4355.N1	30-JUL-2009 04:04:52	Bright	43.000	19	50Alp Cyg	1.2460	10500.	86	38764	No
39	GOM_NL__2PRFIN20090730_041015_000000402081_00133_38764_4356.N1	30-JUL-2009 04:10:15	Bright	40.000	89	5Alp Cep	2.4510	8000.0	80	38764	No
40	GOM_NL__2PRFIN20090730_041653_000000512081_00133_38764_4357.N1	30-JUL-2009 04:16:53	Bright	51.000	74	11Bet Cas	2.2680	6600.0	102	38764	No
41	GOM_NL__2PRFIN20090730_041847_000000512081_00133_38764_4358.N1	30-JUL-2009 04:18:47	Bright	50.500	76	27Gam Cas	2.3000	30000.	101	38764	No
42	GOM_NL__2PRFIN20090730_042501_000000462081_00133_38764_4359.N1	30-JUL-2009 04:25:01	Bright	46.000	160	23Gam Per	2.9300	4700.0	92	38764	No

43	GOM_NL__2PRFIN20090730_042638_000000462081_00133_38764_4360.N1	30-JUL-2009 04:26:38	Bright	46.000	35	33Alp Per	1.7950	6250.0	92	38764	No
44	GOM_NL__2PRFIN20090730_043028_000000472081_00133_38764_4361.N1	30-JUL-2009 04:30:28	Bright	47.000	149	45Eps Per	2.8880	30000.	94	38764	No
45	GOM_NL__2PRFIN20090730_043330_000000522081_00133_38764_4362.N1	30-JUL-2009 04:33:30	Tw_i_and_stray	51.500	150	44Zet Per	2.8900	28000.	103	38764	No
46	GOM_NL__2PRFIN20090730_043811_000000542081_00133_38764_4363.N1	30-JUL-2009 04:38:11	Dark	54.000	13	87Alp Tau	0.86700	3800.0	108	38764	No
47	GOM_NL__2PRFIN20090730_044855_000000542081_00133_38764_4364.N1	30-JUL-2009 04:48:55	Dark	54.000	165	34Gam Eri	2.9500	3200.0	108	38764	No
48	GOM_NL__2PRFIN20090730_045819_000000462081_00133_38764_4365.N1	30-JUL-2009 04:58:19	Dark	46.000	157	The1Eri	2.9060	9300.0	92	38764	No
49	GOM_NL__2PRFIN20090730_050833_000000552081_00134_38765_4366.N1	30-JUL-2009 05:08:33	Straylight	55.000	84	Alp Phe	2.3970	4500.0	110	38765	No
50	GOM_NL__2PRFIN20090730_051414_000000462081_00134_38765_4367.N1	30-JUL-2009 05:14:14	Straylight	45.500	31	Alp Gru	1.7340	15200.	91	38765	No
51	GOM_NL__2PRFIN20090730_051723_000000462081_00134_38765_4368.N1	30-JUL-2009 05:17:23	Straylight	46.000	172	Gam Gru	3.0030	13100.	92	38765	No
52	GOM_NL__2PRFIN20090730_052516_000000432081_00134_38765_4369.N1	30-JUL-2009 05:25:16	Bright	43.000	142	49Del Cap	2.8500	8900.0	86	38765	No
53	GOM_NL__2PRFIN20090730_054222_000000442081_00134_38765_4370.N1	30-JUL-2009 05:42:22	Bright	43.500	92	53Eps Cyg	2.5000	4500.0	87	38765	No
54	GOM_NL__2PRFIN20090730_054527_000000432081_00134_38765_4371.N1	30-JUL-2009 05:45:27	Bright	42.500	19	50Alp Cyg	1.2460	10500.	85	38765	No
55	GOM_NL__2PRFIN20090730_055050_000000402081_00134_38765_4372.N1	30-JUL-2009 05:50:50	Bright	40.000	89	5Alp Cep	2.4510	8000.0	80	38765	No
56	GOM_NL__2PRFIN20090730_055728_000000532081_00134_38765_4373.N1	30-JUL-2009 05:57:28	Bright	52.500	74	11Bet Cas	2.2680	6600.0	105	38765	No
57	GOM_NL__2PRFIN20090730_055922_000000722081_00134_38765_4374.N1	30-JUL-2009 05:59:22	Bright	72.000	76	27Gam Cas	2.3000	30000.	144	38765	No
58	GOM_NL__2PRFIN20090730_060536_000000472081_00134_38765_4375.N1	30-JUL-2009 06:05:36	Bright	47.000	160	23Gam Per	2.9300	4700.0	94	38765	No
59	GOM_NL__2PRFIN20090730_060713_000000512081_00134_38765_4376.N1	30-JUL-2009 06:07:13	Bright	50.500	35	33Alp Per	1.7950	6250.0	101	38765	No
60	GOM_NL__2PRFIN20090730_061104_000000452081_00134_38765_4377.N1	30-JUL-2009 06:11:04	Bright	44.500	149	45Eps Per	2.8880	30000.	89	38765	No
61	GOM_NL__2PRFIN20090730_061406_000000532081_00134_38765_4378.N1	30-JUL-2009 06:14:06	Tw_i_and_stray	53.000	150	44Zet Per	2.8900	28000.	106	38765	No
62	GOM_NL__2PRFIN20090730_061848_000000582081_00134_38765_4379.N1	30-JUL-2009 06:18:48	Dark	58.000	13	87Alp Tau	0.86700	3800.0	116	38765	No
63	GOM_NL__2PRFIN20090730_062932_000000532081_00134_38765_4380.N1	30-JUL-2009 06:29:32	Dark	53.000	165	34Gam Eri	2.9500	3200.0	106	38765	No
64	GOM_NL__2PRFIN20090730_063856_000000472081_00134_38765_4381.N1	30-JUL-2009 06:38:56	Dark	46.500	157	The1Eri	2.9060	9300.0	93	38765	No
65	GOM_NL__2PRFIN20090730_064910_000000572081_00135_38766_4380.N1	30-JUL-2009 06:49:10	Straylight	56.500	84	Alp Phe	2.3970	4500.0	113	38766	No
66	GOM_NL__2PRFIN20090730_065450_000000452081_00135_38766_4381.N1	30-JUL-2009 06:54:50	Straylight	44.500	31	Alp Gru	1.7340	15200.	89	38766	No
67	GOM_NL__2PRFIN20090730_065800_000000452081_00135_38766_4382.N1	30-JUL-2009 06:58:00	Straylight	45.000	172	Gam Gru	3.0030	13100.	90	38766	No
68	GOM_NL__2PRFIN20090730_070552_000000492081_00135_38766_4383.N1	30-JUL-2009 07:05:52	Bright	48.500	142	49Del Cap	2.8500	8900.0	97	38766	No
69	GOM_NL__2PRFIN20090730_072257_000000462081_00135_38766_4384.N1	30-JUL-2009 07:22:57	Bright	46.000	92	53Eps Cyg	2.5000	4500.0	92	38766	No
70	GOM_NL__2PRFIN20090730_072602_000000472081_00135_38766_4385.N1	30-JUL-2009 07:26:02	Bright	47.000	19	50Alp Cyg	1.2460	10500.	94	38766	No
71	GOM_NL__2PRFIN20090730_073126_000000412081_00135_38766_4386.N1	30-JUL-2009 07:31:26	Bright	41.000	89	5Alp Cep	2.4510	8000.0	82	38766	No
72	GOM_NL__2PRFIN20090730_073803_000000492081_00135_38766_4387.N1	30-JUL-2009 07:38:03	Bright	49.000	74	11Bet Cas	2.2680	6600.0	98	38766	No
73	GOM_NL__2PRFIN20090730_073958_000000482081_00135_38766_4388.N1	30-JUL-2009 07:39:58	Bright	48.000	76	27Gam Cas	2.3000	30000.	96	38766	No
74	GOM_NL__2PRFIN20090730_074612_000000462081_00135_38766_4389.N1	30-JUL-2009 07:46:12	Bright	46.000	160	23Gam Per	2.9300	4700.0	92	38766	No
75	GOM_NL__2PRFIN20090730_074749_000000512081_00135_38766_4390.N1	30-JUL-2009 07:47:49	Bright	51.000	35	33Alp Per	1.7950	6250.0	102	38766	No
76	GOM_NL__2PRFIN20090730_075140_000000482081_00135_38766_4391.N1	30-JUL-2009 07:51:40	Bright	48.000	149	45Eps Per	2.8880	30000.	96	38766	No
77	GOM_NL__2PRFIN20090730_075442_000000532081_00135_38766_4392.N1	30-JUL-2009 07:54:42	Tw_i_and_stray	53.000	150	44Zet Per	2.8900	28000.	106	38766	No
78	GOM_NL__2PRFIN20090730_075924_000000482081_00135_38766_4393.N1	30-JUL-2009 07:59:24	Dark	47.500	13	87Alp Tau	0.86700	3800.0	95	38766	No
79	GOM_NL__2PRFIN20090730_081009_000000582081_00135_38766_4394.N1	30-JUL-2009 08:10:09	Dark	58.000	165	34Gam Eri	2.9500	3200.0	116	38766	No
80	GOM_NL__2PRFIN20090730_081933_000000462081_00135_38766_4395.N1	30-JUL-2009 08:19:33	Dark	46.000	157	The1Eri	2.9060	9300.0	92	38766	No
81	GOM_NL__2PRFIN20090730_082947_000000542081_00136_38767_4394.N1	30-JUL-2009 08:29:47	Straylight	54.000	84	Alp Phe	2.3970	4500.0	108	38767	No
82	GOM_NL__2PRFIN20090730_083527_000000442081_00136_38767_4395.N1	30-JUL-2009 08:35:27	Straylight	44.000	31	Alp Gru	1.7340	15200.	88	38767	No
83	GOM_NL__2PRFIN20090730_083836_000000452081_00136_38767_4396.N1	30-JUL-2009 08:38:36	Straylight	45.000	172	Gam Gru	3.0030	13100.	90	38767	No
84	GOM_NL__2PRFIN20090730_084628_000000492081_00136_38767_4397.N1	30-JUL-2009 08:46:28	Bright	48.500	142	49Del Cap	2.8500	8900.0	97	38767	No
85	GOM_NL__2PRFIN20090730_090333_000000452081_00136_38767_4398.N1	30-JUL-2009 09:03:33	Bright	45.000	92	53Eps Cyg	2.5000	4500.0	90	38767	No
86	GOM_NL__2PRFIN20090730_090638_000000432081_00136_38767_4399.N1	30-JUL-2009 09:06:38	Bright	43.000	19	50Alp Cyg	1.2460	10500.	86	38767	No
87	GOM_NL__2PRFIN20090730_091201_000000412081_00136_38767_4400.N1	30-JUL-2009 09:12:01	Bright	41.000	89	5Alp Cep	2.4510	8000.0	82	38767	No
88	GOM_NL__2PRFIN20090730_091838_000000742081_00136_38767_4401.N1	30-JUL-2009 09:18:38	Bright	74.000	74	11Bet Cas	2.2680	6600.0	148	38767	No
89	GOM_NL__2PRFIN20090730_092033_000000482081_00136_38767_4402.N1	30-JUL-2009 09:20:33	Bright	47.500	76	27Gam Cas	2.3000	30000.	95	38767	No
90	GOM_NL__2PRFIN20090730_092647_000000582081_00136_38767_4403.N1	30-JUL-2009 09:26:47	Bright	58.000	160	23Gam Per	2.9300	4700.0	116	38767	No
91	GOM_NL__2PRFIN20090730_092825_000000472081_00136_38767_4404.N1	30-JUL-2009 09:28:25	Bright	46.500	35	33Alp Per	1.7950	6250.0	93	38767	No
92	GOM_NL__2PRFIN20090730_093216_000000462081_00136_38767_4405.N1	30-JUL-2009 09:32:16	Bright	45.500	149	45Eps Per	2.8880	30000.	91	38767	No
93	GOM_NL__2PRFIN20090730_093518_000000502081_00136_38767_4406.N1	30-JUL-2009 09:35:18	Tw_i_and_stray	49.500	150	44Zet Per	2.8900	28000.	99	38767	No
94	GOM_NL__2PRFIN20090730_094000_000000542081_00136_38767_4407.N1	30-JUL-2009 09:40:00	Dark	53.500	13	87Alp Tau	0.86700	3800.0	107	38767	No
95	GOM_NL__2PRFIN20090730_095046_000000592081_00136_38767_4408.N1	30-JUL-2009 09:50:46	Dark	59.000	165	34Gam Eri	2.9500	3200.0	118	38767	No
96	GOM_NL__2PRFIN20090730_100010_000000452081_00136_38767_4409.N1	30-JUL-2009 10:00:10	Dark	45.000	157	The1Eri	2.9060	9300.0	90	38767	No
97	GOM_NL__2PRFIN20090730_101024_000000542081_00137_38768_4408.N1	30-JUL-2009 10:10:24	Straylight	54.000	84	Alp Phe	2.3970	4500.0	108	38768	No
98	GOM_NL__2PRFIN20090730_101603_000000442081_00137_38768_4409.N1	30-JUL-2009 10:16:03	Straylight	43.500	31	Alp Gru	1.7340	15200.	87	38768	No
99	GOM_NL__2PRFIN20090730_101913_000000462081_00137_38768_4410.N1	30-JUL-2009 10:19:13	Straylight	46.000	172	Gam Gru	3.0030	13100.	92	38768	No
100	GOM_NL__2PRFIN20090730_102704_000000512081_00137_38768_4411.N1	30-JUL-2009 10:27:04	Bright	50.500	142	49Del Cap	2.8500	8900.0	101	38768	No
101	GOM_NL__2PRFIN20090730_104408_000000422081_00137_38768_4412.N1	30-JUL-2009 10:44:08	Bright	42.000	92	53Eps Cyg	2.5000	4500.0	84	38768	No

102	GOM_NL__2PRFIN20090730_104713_000000562081_00137_38768_4413.N1	30-JUL-2009 10:47:13	Bright	56.000	19	50Alp Cyg	1.2460	10500.	112	38768	No
103	GOM_NL__2PRFIN20090730_105237_000000422081_00137_38768_4414.N1	30-JUL-2009 10:52:37	Bright	41.500	89	5Alp Cep	2.4510	8000.0	83	38768	No
104	GOM_NL__2PRFIN20090730_105913_000000502081_00137_38768_4415.N1	30-JUL-2009 10:59:13	Bright	49.500	74	11Bet Cas	2.2680	6600.0	99	38768	No
105	GOM_NL__2PRFIN20090730_110108_000000482081_00137_38768_4416.N1	30-JUL-2009 11:01:08	Bright	47.500	76	27Gam Cas	2.3000	30000.	95	38768	No
106	GOM_NL__2PRFIN20090730_110723_000000472081_00137_38768_4417.N1	30-JUL-2009 11:07:23	Bright	47.000	160	23Gam Per	2.9300	4700.0	94	38768	No
107	GOM_NL__2PRFIN20090730_110900_000000512081_00137_38768_4418.N1	30-JUL-2009 11:09:00	Bright	50.500	35	33Alp Per	1.7950	6250.0	101	38768	No
108	GOM_NL__2PRFIN20090730_111252_000000462081_00137_38768_4419.N1	30-JUL-2009 11:12:52	Bright	46.000	149	45Eps Per	2.8880	30000.	92	38768	No
109	GOM_NL__2PRFIN20090730_111554_000000532081_00137_38768_4420.N1	30-JUL-2009 11:15:54	Tw_i_and_stray	52.500	150	44Zet Per	2.8900	28000.	105	38768	No
110	GOM_NL__2PRFIN20090730_112037_000000542081_00137_38768_4421.N1	30-JUL-2009 11:20:37	Dark	53.500	13	87Alp Tau	0.86700	3800.0	107	38768	No
111	GOM_NL__2PRFIN20090730_113122_000000552081_00137_38768_4422.N1	30-JUL-2009 11:31:22	Dark	54.500	165	34Gam Eri	2.9500	3200.0	109	38768	No
112	GOM_NL__2PRFIN20090730_114047_000000462081_00137_38768_4423.N1	30-JUL-2009 11:40:47	Dark	45.500	157	The1Eri	2.9060	9300.0	91	38768	No
113	GOM_NL__2PRFIN20090730_115101_000000572081_00138_38769_4442.N1	30-JUL-2009 11:51:01	Straylight	57.000	84	Alp Phe	2.3970	4500.0	114	38769	No
114	GOM_NL__2PRFIN20090730_115640_000000452081_00138_38769_4443.N1	30-JUL-2009 11:56:40	Straylight	44.500	31	Alp Gru	1.7340	15200.	89	38769	No
115	GOM_NL__2PRFIN20090730_115949_000000462081_00138_38769_4444.N1	30-JUL-2009 11:59:49	Straylight	45.500	172	Gam Gru	3.0030	13100.	91	38769	No
116	GOM_NL__2PRFIN20090730_120740_000000542081_00138_38769_4445.N1	30-JUL-2009 12:07:40	Bright	53.500	142	49Del Cap	2.8500	8900.0	107	38769	No
117	GOM_NL__2PRFIN20090730_122443_000000442081_00138_38769_4446.N1	30-JUL-2009 12:24:43	Bright	43.500	92	53Eps Cyg	2.5000	4500.0	87	38769	No
118	GOM_NL__2PRFIN20090730_122749_000000622081_00138_38769_4447.N1	30-JUL-2009 12:27:49	Bright	61.500	19	50Alp Cyg	1.2460	10500.	123	38769	No
119	GOM_NL__2PRFIN20090730_123312_000000412081_00138_38769_4448.N1	30-JUL-2009 12:33:12	Bright	40.500	89	5Alp Cep	2.4510	8000.0	81	38769	No
120	GOM_NL__2PRFIN20090730_123948_000000502081_00138_38769_4449.N1	30-JUL-2009 12:39:48	Bright	50.000	74	11Bet Cas	2.2680	6600.0	100	38769	No
121	GOM_NL__2PRFIN20090730_124143_000000472081_00138_38769_4450.N1	30-JUL-2009 12:41:43	Bright	47.000	76	27Gam Cas	2.3000	30000.	94	38769	No
122	GOM_NL__2PRFIN20090730_124759_000000462081_00138_38769_4451.N1	30-JUL-2009 12:47:59	Bright	45.500	160	23Gam Per	2.9300	4700.0	91	38769	No
123	GOM_NL__2PRFIN20090730_124936_000000502081_00138_38769_4452.N1	30-JUL-2009 12:49:36	Bright	50.000	35	33Alp Per	1.7950	6250.0	100	38769	No
124	GOM_NL__2PRFIN20090730_125328_000000582081_00138_38769_4453.N1	30-JUL-2009 12:53:28	Bright	58.000	149	45Eps Per	2.8880	30000.	116	38769	No
125	GOM_NL__2PRFIN20090730_125630_000000532081_00138_38769_4454.N1	30-JUL-2009 12:56:30	Tw_i_and_stray	53.000	150	44Zet Per	2.8900	28000.	106	38769	No
126	GOM_NL__2PRFIN20090730_130113_000000572081_00138_38769_4455.N1	30-JUL-2009 13:01:13	Dark	56.500	13	87Alp Tau	0.86700	3800.0	113	38769	No
127	GOM_NL__2PRFIN20090730_131159_000000572081_00138_38769_4456.N1	30-JUL-2009 13:11:59	Dark	56.500	165	34Gam Eri	2.9500	3200.0	113	38769	No
128	GOM_NL__2PRFIN20090730_132124_000000462081_00138_38769_4457.N1	30-JUL-2009 13:21:24	Dark	45.500	157	The1Eri	2.9060	9300.0	91	38769	No
129	GOM_NL__2PRFIN20090730_133138_000000542081_00139_38770_4456.N1	30-JUL-2009 13:31:38	Straylight	54.000	84	Alp Phe	2.3970	4500.0	108	38770	No
130	GOM_NL__2PRFIN20090730_133716_000000462081_00139_38770_4457.N1	30-JUL-2009 13:37:16	Straylight	45.500	31	Alp Gru	1.7340	15200.	91	38770	No
131	GOM_NL__2PRFIN20090730_134025_000000462081_00139_38770_4458.N1	30-JUL-2009 13:40:25	Straylight	46.000	172	Gam Gru	3.0030	13100.	92	38770	No
132	GOM_NL__2PRFIN20090730_134816_000000532081_00139_38770_4459.N1	30-JUL-2009 13:48:16	Bright	53.000	142	49Del Cap	2.8500	8900.0	106	38770	No
133	GOM_NL__2PRFIN20090730_140519_000000462081_00139_38770_4460.N1	30-JUL-2009 14:05:19	Bright	45.500	92	53Eps Cyg	2.5000	4500.0	91	38770	No
134	GOM_NL__2PRFIN20090730_140824_000000422081_00139_38770_4461.N1	30-JUL-2009 14:08:24	Bright	41.500	19	50Alp Cyg	1.2460	10500.	83	38770	No
135	GOM_NL__2PRFIN20090730_141348_000000422081_00139_38770_4462.N1	30-JUL-2009 14:13:48	Bright	42.000	89	5Alp Cep	2.4510	8000.0	84	38770	No
136	GOM_NL__2PRFIN20090730_142023_000000502081_00139_38770_4463.N1	30-JUL-2009 14:20:23	Bright	49.500	74	11Bet Cas	2.2680	6600.0	99	38770	No
137	GOM_NL__2PRFIN20090730_142218_000000582081_00139_38770_4464.N1	30-JUL-2009 14:22:18	Bright	57.500	76	27Gam Cas	2.3000	30000.	115	38770	No
138	GOM_NL__2PRFIN20090730_142834_000000432081_00139_38770_4465.N1	30-JUL-2009 14:28:34	Bright	42.500	160	23Gam Per	2.9300	4700.0	85	38770	No
139	GOM_NL__2PRFIN20090730_143012_000000482081_00139_38770_4466.N1	30-JUL-2009 14:30:12	Bright	48.000	35	33Alp Per	1.7950	6250.0	96	38770	No
140	GOM_NL__2PRFIN20090730_143404_000000492081_00139_38770_4467.N1	30-JUL-2009 14:34:04	Bright	49.000	149	45Eps Per	2.8880	30000.	98	38770	No
141	GOM_NL__2PRFIN20090730_143706_000000512081_00139_38770_4468.N1	30-JUL-2009 14:37:06	Tw_i_and_stray	51.000	150	44Zet Per	2.8900	28000.	102	38770	No
142	GOM_NL__2PRFIN20090730_144149_000000562081_00139_38770_4469.N1	30-JUL-2009 14:41:49	Dark	56.000	13	87Alp Tau	0.86700	3800.0	112	38770	No
143	GOM_NL__2PRFIN20090730_145236_000000552081_00139_38770_4470.N1	30-JUL-2009 14:52:36	Dark	55.000	165	34Gam Eri	2.9500	3200.0	110	38770	No
144	GOM_NL__2PRFIN20090730_150200_000000452081_00139_38770_4471.N1	30-JUL-2009 15:02:00	Dark	45.000	157	The1Eri	2.9060	9300.0	90	38770	No
145	GOM_NL__2PRFIN20090730_151215_000000552081_00140_38771_4471.N1	30-JUL-2009 15:12:15	Straylight	54.500	84	Alp Phe	2.3970	4500.0	109	38771	No
146	GOM_NL__2PRFIN20090730_151752_000000452081_00140_38771_4472.N1	30-JUL-2009 15:17:52	Straylight	44.500	31	Alp Gru	1.7340	15200.	89	38771	No
147	GOM_NL__2PRFIN20090730_152102_000000442081_00140_38771_4473.N1	30-JUL-2009 15:21:02	Straylight	43.500	172	Gam Gru	3.0030	13100.	87	38771	No
148	GOM_NL__2PRFIN20090730_152852_000000532081_00140_38771_4474.N1	30-JUL-2009 15:28:52	Bright	53.000	142	49Del Cap	2.8500	8900.0	106	38771	No
149	GOM_NL__2PRFIN20090730_154554_000000452081_00140_38771_4475.N1	30-JUL-2009 15:45:54	Bright	45.000	92	53Eps Cyg	2.5000	4500.0	90	38771	No
150	GOM_NL__2PRFIN20090730_154859_000000412081_00140_38771_4476.N1	30-JUL-2009 15:48:59	Bright	41.000	19	50Alp Cyg	1.2460	10500.	82	38771	No
151	GOM_NL__2PRFIN20090730_155423_000000422081_00140_38771_4477.N1	30-JUL-2009 15:54:23	Bright	41.500	89	5Alp Cep	2.4510	8000.0	83	38771	No
152	GOM_NL__2PRFIN20090730_160059_000000522081_00140_38771_4478.N1	30-JUL-2009 16:00:59	Bright	52.000	74	11Bet Cas	2.2680	6600.0	104	38771	No
153	GOM_NL__2PRFIN20090730_160254_000000482081_00140_38771_4479.N1	30-JUL-2009 16:02:54	Bright	47.500	76	27Gam Cas	2.3000	30000.	95	38771	No
154	GOM_NL__2PRFIN20090730_160910_000000682081_00140_38771_4480.N1	30-JUL-2009 16:09:10	Bright	68.000	160	23Gam Per	2.9300	4700.0	136	38771	No
155	GOM_NL__2PRFIN20090730_161047_000000522081_00140_38771_4481.N1	30-JUL-2009 16:10:47	Bright	52.000	35	33Alp Per	1.7950	6250.0	104	38771	No
156	GOM_NL__2PRFIN20090730_161440_000000472081_00140_38771_4482.N1	30-JUL-2009 16:14:40	Bright	47.000	149	45Eps Per	2.8880	30000.	94	38771	No
157	GOM_NL__2PRFIN20090730_161742_000000542081_00140_38771_4483.N1	30-JUL-2009 16:17:42	Tw_i_and_stray	53.500	150	44Zet Per	2.8900	28000.	107	38771	No
158	GOM_NL__2PRFIN20090730_162226_000000502081_00140_38771_4484.N1	30-JUL-2009 16:22:26	Dark	49.500	13	87Alp Tau	0.86700	3800.0	99	38771	No
159	GOM_NL__2PRFIN20090730_163313_000000562081_00140_38771_4485.N1	30-JUL-2009 16:33:13	Dark	55.500	165	34Gam Eri	2.9500	3200.0	111	38771	No
160	GOM_NL__2PRFIN20090730_164238_000000452081_00140_38771_4486.N1	30-JUL-2009 16:42:38	Dark	45.000	157	The1Eri	2.9060	9300.0	90	38771	No

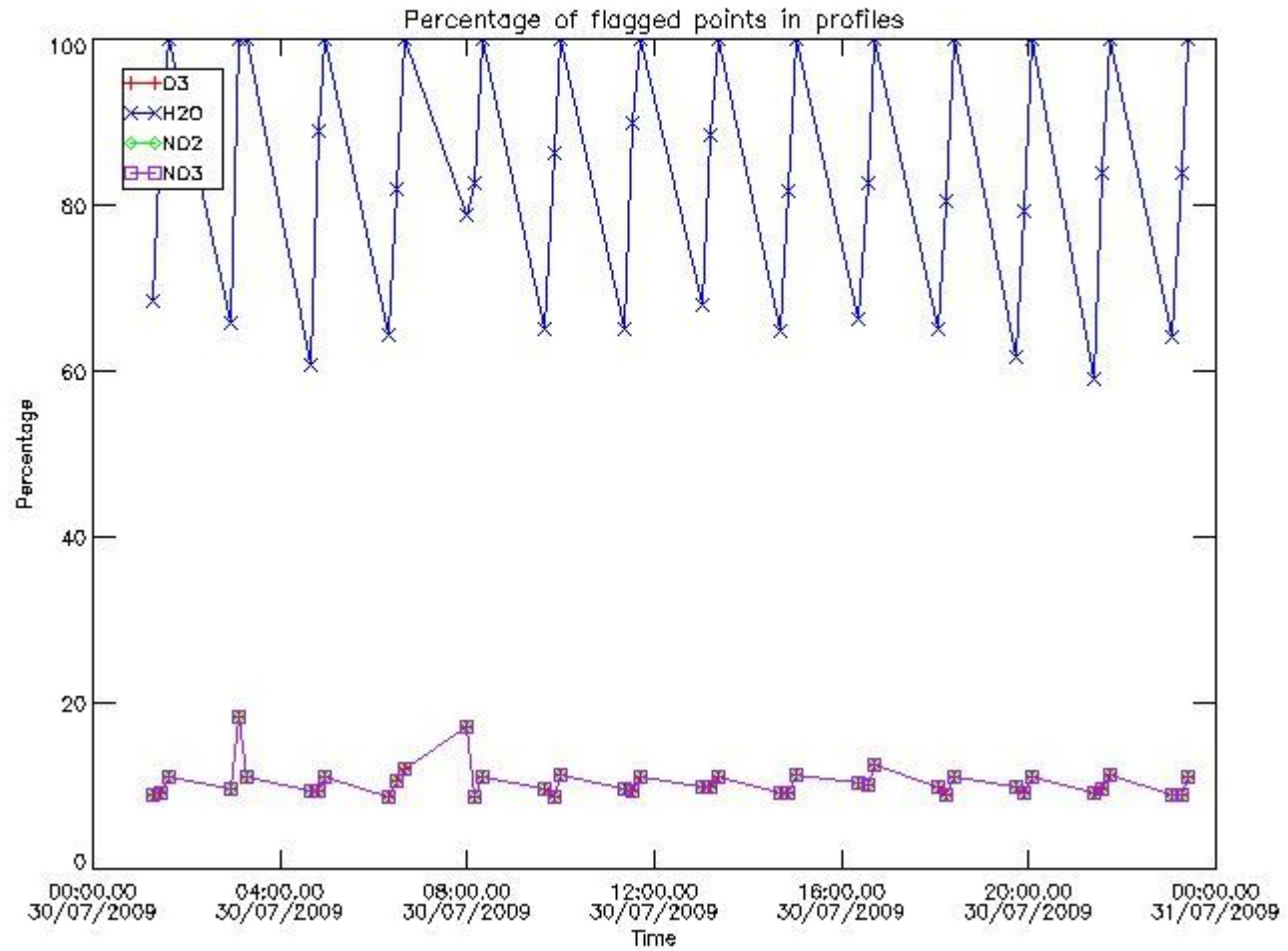
161	GOM_NL__2PRFIN20090730_165252_000000542081_00141_38772_4486.N1	30-JUL-2009 16:52:52	Straylight	53.500	84	Alp Phe	2.3970	4500.0	107	38772	No
162	GOM_NL__2PRFIN20090730_165829_000000442081_00141_38772_4487.N1	30-JUL-2009 16:58:29	Straylight	43.500	31	Alp Gru	1.7340	15200.	87	38772	No
163	GOM_NL__2PRFIN20090730_170138_000000452081_00141_38772_4488.N1	30-JUL-2009 17:01:38	Straylight	45.000	172	Gam Gru	3.0030	13100.	90	38772	No
164	GOM_NL__2PRFIN20090730_170928_000000542081_00141_38772_4489.N1	30-JUL-2009 17:09:28	Bright	53.500	142	49Del Cap	2.8500	8900.0	107	38772	No
165	GOM_NL__2PRFIN20090730_172629_000000432081_00141_38772_4490.N1	30-JUL-2009 17:26:29	Bright	42.500	92	53Eps Cyg	2.5000	4500.0	85	38772	No
166	GOM_NL__2PRFIN20090730_172935_000000432081_00141_38772_4491.N1	30-JUL-2009 17:29:35	Bright	42.500	19	50Alp Cyg	1.2460	10500.	85	38772	No
167	GOM_NL__2PRFIN20090730_173459_000000402081_00141_38772_4492.N1	30-JUL-2009 17:34:59	Bright	39.500	89	5Alp Cep	2.4510	8000.0	79	38772	No
168	GOM_NL__2PRFIN20090730_174134_000000502081_00141_38772_4493.N1	30-JUL-2009 17:41:34	Bright	49.500	74	11Bet Cas	2.2680	6600.0	99	38772	No
169	GOM_NL__2PRFIN20090730_174329_000000482081_00141_38772_4494.N1	30-JUL-2009 17:43:29	Bright	48.000	76	27Gam Cas	2.3000	30000.	96	38772	No
170	GOM_NL__2PRFIN20090730_174945_000000682081_00141_38772_4495.N1	30-JUL-2009 17:49:45	Bright	68.000	160	23Gam Per	2.9300	4700.0	136	38772	No
171	GOM_NL__2PRFIN20090730_175123_000000682081_00141_38772_4496.N1	30-JUL-2009 17:51:23	Bright	68.000	35	33Alp Per	1.7950	6250.0	136	38772	No
172	GOM_NL__2PRFIN20090730_175516_000000462081_00141_38772_4497.N1	30-JUL-2009 17:55:16	Bright	46.000	149	45Eps Per	2.8880	30000.	92	38772	No
173	GOM_NL__2PRFIN20090730_175818_000000542081_00141_38772_4498.N1	30-JUL-2009 17:58:18	Tw_i_and_stray	54.000	150	44Zet Per	2.8900	28000.	108	38772	No
174	GOM_NL__2PRFIN20090730_180302_000000522081_00141_38772_4499.N1	30-JUL-2009 18:03:02	Dark	52.000	13	87Alp Tau	0.86700	3800.0	104	38772	No
175	GOM_NL__2PRFIN20090730_181350_000000572081_00141_38772_4500.N1	30-JUL-2009 18:13:50	Dark	56.500	165	34Gam Eri	2.9500	3200.0	113	38772	No
176	GOM_NL__2PRFIN20090730_182314_000000462081_00141_38772_4501.N1	30-JUL-2009 18:23:14	Dark	45.500	157	The1Eri	2.9060	9300.0	91	38772	No
177	GOM_NL__2PRFIN20090730_183329_000000612081_00142_38773_4503.N1	30-JUL-2009 18:33:29	Straylight	60.500	84	Alp Phe	2.3970	4500.0	121	38773	No
178	GOM_NL__2PRFIN20090730_183905_000000522081_00142_38773_4504.N1	30-JUL-2009 18:39:05	Straylight	51.500	31	Alp Gru	1.7340	15200.	103	38773	No
179	GOM_NL__2PRFIN20090730_184215_000000462081_00142_38773_4505.N1	30-JUL-2009 18:42:15	Straylight	46.000	172	Gam Gru	3.0030	13100.	92	38773	No
180	GOM_NL__2PRFIN20090730_185004_000000542081_00142_38773_4506.N1	30-JUL-2009 18:50:04	Bright	54.000	142	49Del Cap	2.8500	8900.0	108	38773	No
181	GOM_NL__2PRFIN20090730_190705_000000452081_00142_38773_4507.N1	30-JUL-2009 19:07:05	Bright	44.500	92	53Eps Cyg	2.5000	4500.0	89	38773	No
182	GOM_NL__2PRFIN20090730_191010_000000622081_00142_38773_4508.N1	30-JUL-2009 19:10:10	Bright	62.000	19	50Alp Cyg	1.2460	10500.	124	38773	No
183	GOM_NL__2PRFIN20090730_191534_000000412081_00142_38773_4509.N1	30-JUL-2009 19:15:34	Bright	41.000	89	5Alp Cep	2.4510	8000.0	82	38773	No
184	GOM_NL__2PRFIN20090730_192209_000000512081_00142_38773_4510.N1	30-JUL-2009 19:22:09	Bright	51.000	74	11Bet Cas	2.2680	6600.0	102	38773	No
185	GOM_NL__2PRFIN20090730_192404_000000472081_00142_38773_4511.N1	30-JUL-2009 19:24:04	Bright	47.000	76	27Gam Cas	2.3000	30000.	94	38773	No
186	GOM_NL__2PRFIN20090730_193021_000000462081_00142_38773_4512.N1	30-JUL-2009 19:30:21	Bright	45.500	160	23Gam Per	2.9300	4700.0	91	38773	No
187	GOM_NL__2PRFIN20090730_193159_000000502081_00142_38773_4513.N1	30-JUL-2009 19:31:59	Bright	49.500	35	33Alp Per	1.7950	6250.0	99	38773	No
188	GOM_NL__2PRFIN20090730_193552_000000472081_00142_38773_4514.N1	30-JUL-2009 19:35:52	Bright	46.500	149	45Eps Per	2.8880	30000.	93	38773	No
189	GOM_NL__2PRFIN20090730_193854_000000552081_00142_38773_4515.N1	30-JUL-2009 19:38:54	Tw_i_and_stray	55.000	150	44Zet Per	2.8900	28000.	110	38773	No
190	GOM_NL__2PRFIN20090730_194338_000000522081_00142_38773_4516.N1	30-JUL-2009 19:43:38	Dark	51.500	13	87Alp Tau	0.86700	3800.0	103	38773	No
191	GOM_NL__2PRFIN20090730_195427_000000562081_00142_38773_4517.N1	30-JUL-2009 19:54:27	Dark	56.000	165	34Gam Eri	2.9500	3200.0	112	38773	No
192	GOM_NL__2PRFIN20090730_200351_000000462081_00142_38773_4518.N1	30-JUL-2009 20:03:51	Dark	45.500	157	The1Eri	2.9060	9300.0	91	38773	No
193	GOM_NL__2PRFIN20090730_201406_000000562081_00143_38774_4519.N1	30-JUL-2009 20:14:06	Straylight	56.000	84	Alp Phe	2.3970	4500.0	112	38774	No
194	GOM_NL__2PRFIN20090730_201942_000000452081_00143_38774_4520.N1	30-JUL-2009 20:19:42	Straylight	44.500	31	Alp Gru	1.7340	15200.	89	38774	No
195	GOM_NL__2PRFIN20090730_202251_000000452081_00143_38774_4521.N1	30-JUL-2009 20:22:51	Straylight	45.000	172	Gam Gru	3.0030	13100.	90	38774	No
196	GOM_NL__2PRFIN20090730_203040_000000542081_00143_38774_4522.N1	30-JUL-2009 20:30:40	Bright	53.500	142	49Del Cap	2.8500	8900.0	107	38774	No
197	GOM_NL__2PRFIN20090730_204740_000000452081_00143_38774_4523.N1	30-JUL-2009 20:47:40	Bright	44.500	92	53Eps Cyg	2.5000	4500.0	89	38774	No
198	GOM_NL__2PRFIN20090730_205046_000000392081_00143_38774_4524.N1	30-JUL-2009 20:50:46	Bright	39.000	19	50Alp Cyg	1.2460	10500.	78	38774	No
199	GOM_NL__2PRFIN20090730_205610_000000412081_00143_38774_4525.N1	30-JUL-2009 20:56:10	Bright	41.000	89	5Alp Cep	2.4510	8000.0	82	38774	No
200	GOM_NL__2PRFIN20090730_210244_000000522081_00143_38774_4526.N1	30-JUL-2009 21:02:44	Bright	51.500	74	11Bet Cas	2.2680	6600.0	103	38774	No
201	GOM_NL__2PRFIN20090730_210439_000000502081_00143_38774_4527.N1	30-JUL-2009 21:04:39	Bright	50.000	76	27Gam Cas	2.3000	30000.	100	38774	No
202	GOM_NL__2PRFIN20090730_211056_000000592081_00143_38774_4528.N1	30-JUL-2009 21:10:56	Bright	58.500	160	23Gam Per	2.9300	4700.0	117	38774	No
203	GOM_NL__2PRFIN20090730_211234_000000512081_00143_38774_4529.N1	30-JUL-2009 21:12:34	Bright	51.000	35	33Alp Per	1.7950	6250.0	102	38774	No
204	GOM_NL__2PRFIN20090730_211628_000000492081_00143_38774_4530.N1	30-JUL-2009 21:16:28	Bright	48.500	149	45Eps Per	2.8880	30000.	97	38774	No
205	GOM_NL__2PRFIN20090730_211930_000000552081_00143_38774_4531.N1	30-JUL-2009 21:19:30	Tw_i_and_stray	54.500	150	44Zet Per	2.8900	28000.	109	38774	No
206	GOM_NL__2PRFIN20090730_212415_000000552081_00143_38774_4532.N1	30-JUL-2009 21:24:15	Dark	55.000	13	87Alp Tau	0.86700	3800.0	110	38774	No
207	GOM_NL__2PRFIN20090730_213503_000000532081_00143_38774_4533.N1	30-JUL-2009 21:35:03	Dark	53.000	165	34Gam Eri	2.9500	3200.0	106	38774	No
208	GOM_NL__2PRFIN20090730_214428_000000452081_00143_38774_4534.N1	30-JUL-2009 21:44:28	Dark	45.000	157	The1Eri	2.9060	9300.0	90	38774	No
209	GOM_NL__2PRFIN20090730_215443_000000662081_00144_38775_4535.N1	30-JUL-2009 21:54:43	Straylight	65.500	84	Alp Phe	2.3970	4500.0	131	38775	No
210	GOM_NL__2PRFIN20090730_220019_000000442081_00144_38775_4536.N1	30-JUL-2009 22:00:19	Straylight	43.500	31	Alp Gru	1.7340	15200.	87	38775	No
211	GOM_NL__2PRFIN20090730_220328_000000442081_00144_38775_4537.N1	30-JUL-2009 22:03:28	Straylight	44.000	172	Gam Gru	3.0030	13100.	88	38775	No
212	GOM_NL__2PRFIN20090730_221116_000000532081_00144_38775_4538.N1	30-JUL-2009 22:11:16	Bright	52.500	142	49Del Cap	2.8500	8900.0	105	38775	No
213	GOM_NL__2PRFIN20090730_222815_000000452081_00144_38775_4539.N1	30-JUL-2009 22:28:15	Bright	44.500	92	53Eps Cyg	2.5000	4500.0	89	38775	No
214	GOM_NL__2PRFIN20090730_223121_000000442081_00144_38775_4540.N1	30-JUL-2009 22:31:21	Bright	44.000	19	50Alp Cyg	1.2460	10500.	88	38775	No
215	GOM_NL__2PRFIN20090730_223645_000000372081_00144_38775_4541.N1	30-JUL-2009 22:36:45	Bright	37.000	89	5Alp Cep	2.4510	8000.0	74	38775	No
216	GOM_NL__2PRFIN20090730_224319_000000482081_00144_38775_4542.N1	30-JUL-2009 22:43:19	Bright	47.500	74	11Bet Cas	2.2680	6600.0	95	38775	No
217	GOM_NL__2PRFIN20090730_224515_000000502081_00144_38775_4543.N1	30-JUL-2009 22:45:15	Bright	50.000	76	27Gam Cas	2.3000	30000.	100	38775	No
218	GOM_NL__2PRFIN20090730_225132_000000512081_00144_38775_4544.N1	30-JUL-2009 22:51:32	Bright	50.500	160	23Gam Per	2.9300	4700.0	101	38775	No
219	GOM_NL__2PRFIN20090730_225310_000000472081_00144_38775_4545.N1	30-JUL-2009 22:53:10	Bright	47.000	35	33Alp Per	1.7950	6250.0	94	38775	No

220	GOM_NL__2PRFIN20090730_225703_000000472081_00144_38775_4546.N1	30-JUL-2009 22:57:03	Bright	46.500	149	45Eps Per	2.8880	30000.	93	38775	No
221	GOM_NL__2PRFIN20090730_230006_000000532081_00144_38775_4547.N1	30-JUL-2009 23:00:06	Twilight_stray	52.500	150	44Zet Per	2.8900	28000.	105	38775	No
222	GOM_NL__2PRFIN20090730_230451_000000582081_00144_38775_4548.N1	30-JUL-2009 23:04:51	Dark	57.500	13	87Alp Tau	0.86700	3800.0	115	38775	No
223	GOM_NL__2PRFIN20090730_231540_000000572081_00144_38775_4549.N1	30-JUL-2009 23:15:40	Dark	56.500	165	34Gam Eri	2.9500	3200.0	113	38775	No
224	GOM_NL__2PRFIN20090730_232505_000000462081_00144_38775_4550.N1	30-JUL-2009 23:25:05	Dark	46.000	157	The1Eri	2.9060	9300.0	92	38775	No
225	GOM_NL__2PRFIN20090730_233520_000000542081_00145_38776_4552.N1	30-JUL-2009 23:35:20	Straylight	53.500	84	Alp Phe	2.3970	4500.0	107	38776	No
226	GOM_NL__2PRFIN20090730_234055_000000452081_00145_38776_4553.N1	30-JUL-2009 23:40:55	Straylight	44.500	31	Alp Gru	1.7340	15200.	89	38776	No
227	GOM_NL__2PRFIN20090730_234404_000000472081_00145_38776_4554.N1	30-JUL-2009 23:44:04	Straylight	46.500	172	Gam Gru	3.0030	13100.	93	38776	No
228	GOM_NL__2PRFIN20090730_235152_000000552081_00145_38776_4555.N1	30-JUL-2009 23:51:52	Bright	54.500	142	49Del Cap	2.8500	8900.0	109	38776	No

3. Quality information per product

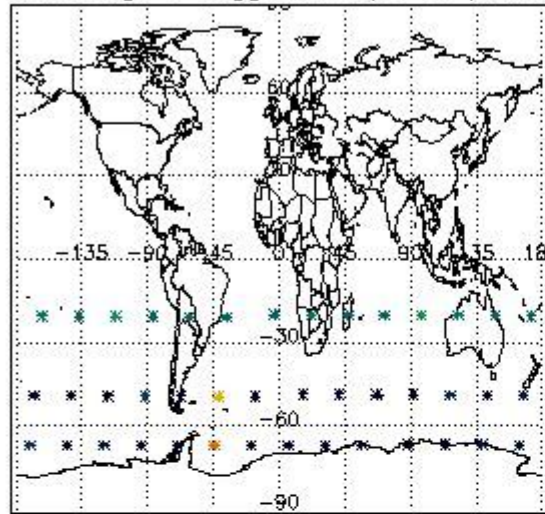
In this section it is plotted some information contained in the Quality Summary data set of the level 2 products. Only products in dark limb conditions and without errors (error flag in the MPH set to "0") are used.

3.1 Plot quality information per product (time dependant)

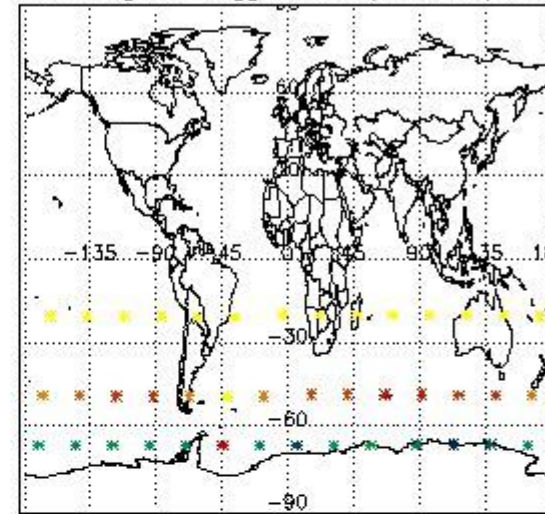


3.2 Plot quality information per product (world map)

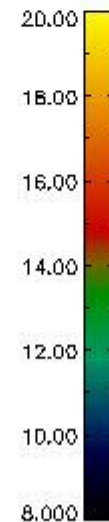
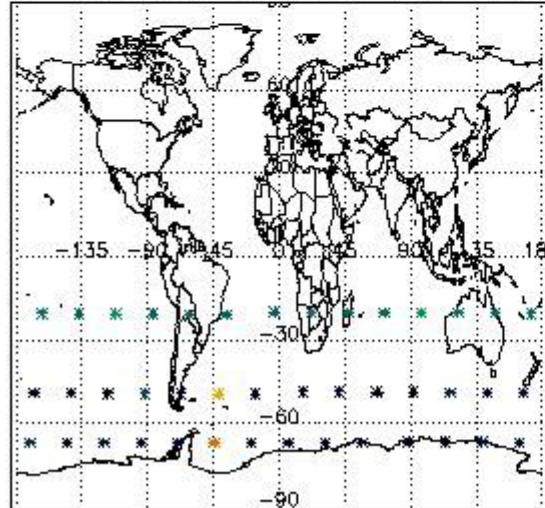
Percentage of flagged data per O3 profile



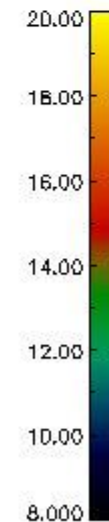
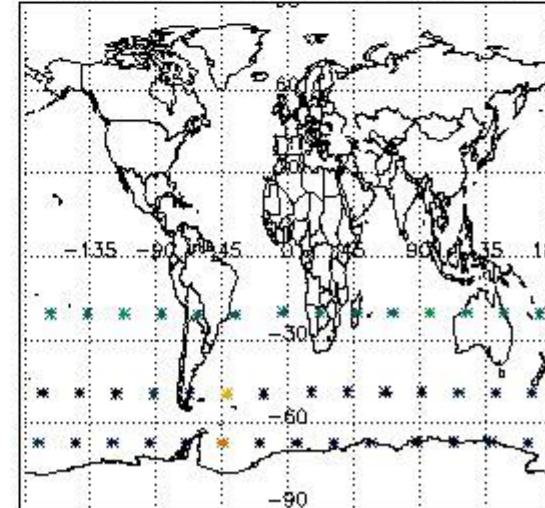
Percentage of flagged data per H2O profile



Percentage of flagged data per NO2 profile



Percentage of flagged data per NO3 profile

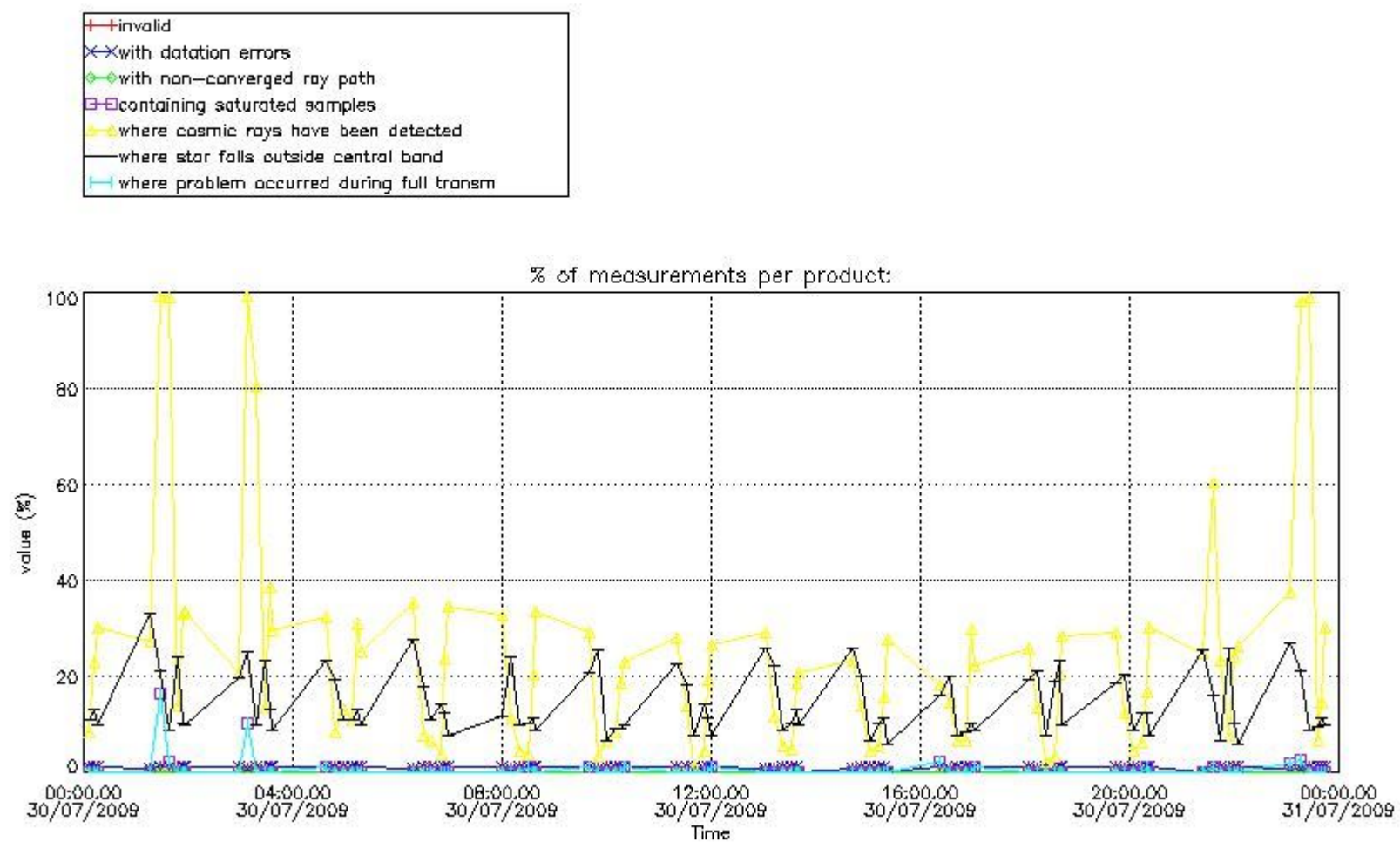


4. Level 1 quality information per product

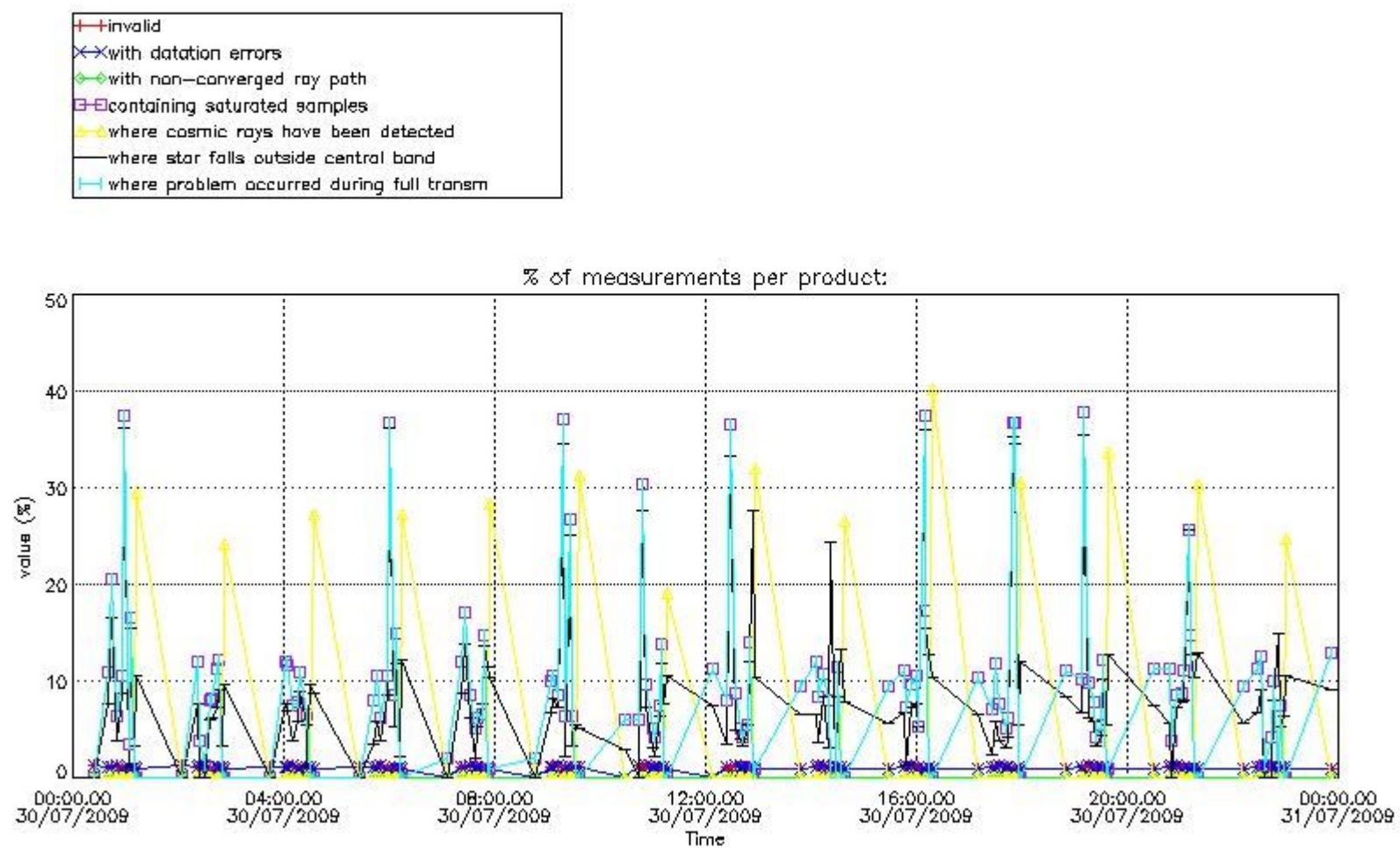
In this section it is plotted some information contained in the Quality Summary data set of the level 2 products that comes from the level 1b processing. Products without errors (error flag in the MPH set to "0") are used.

4.1 Plot quality information per product (time dependant) coming from level 1b processing

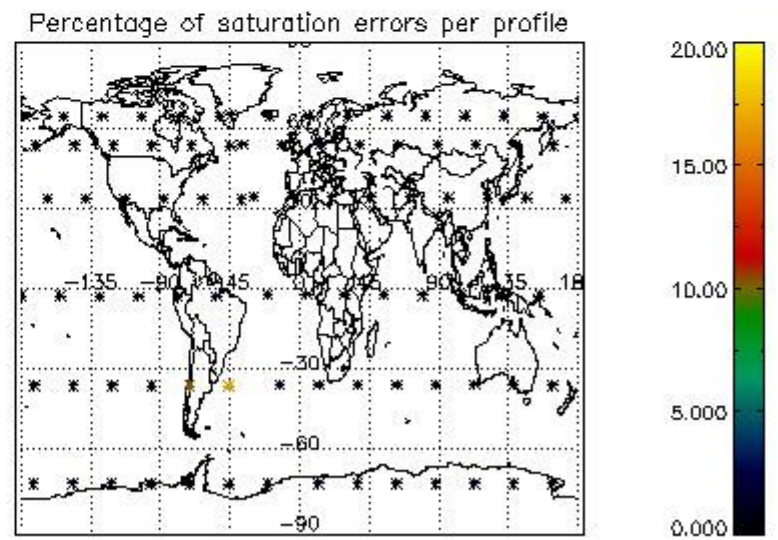
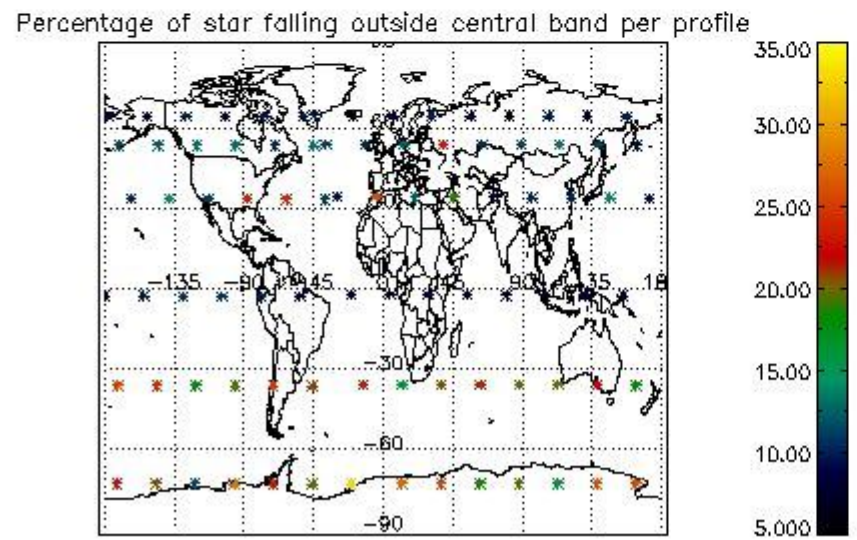
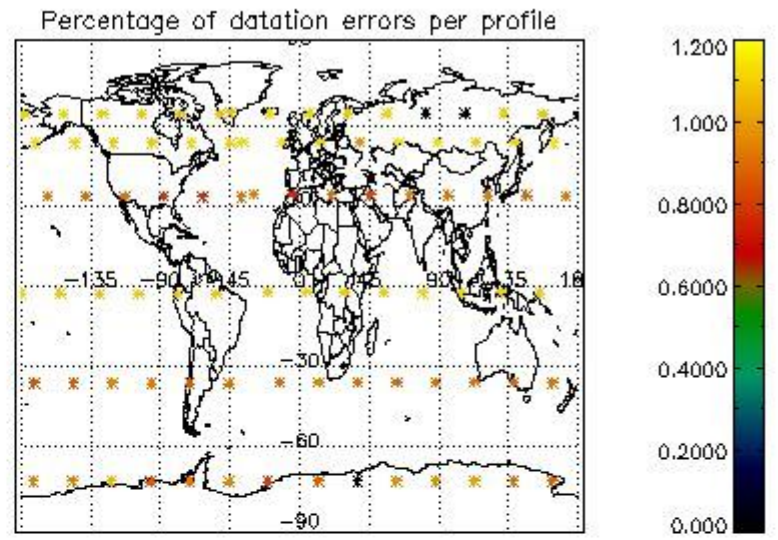
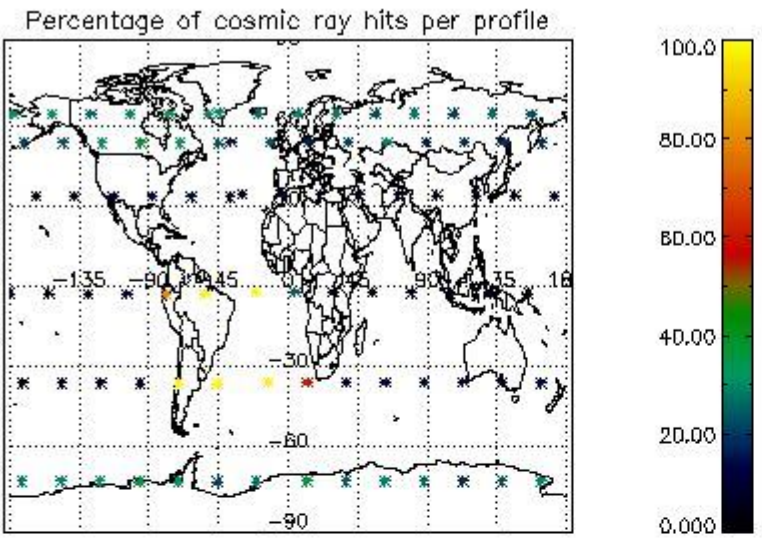
4.1.1 Plot level 1 quality information per product (time dependant): ENVISAT ASCENDING passes



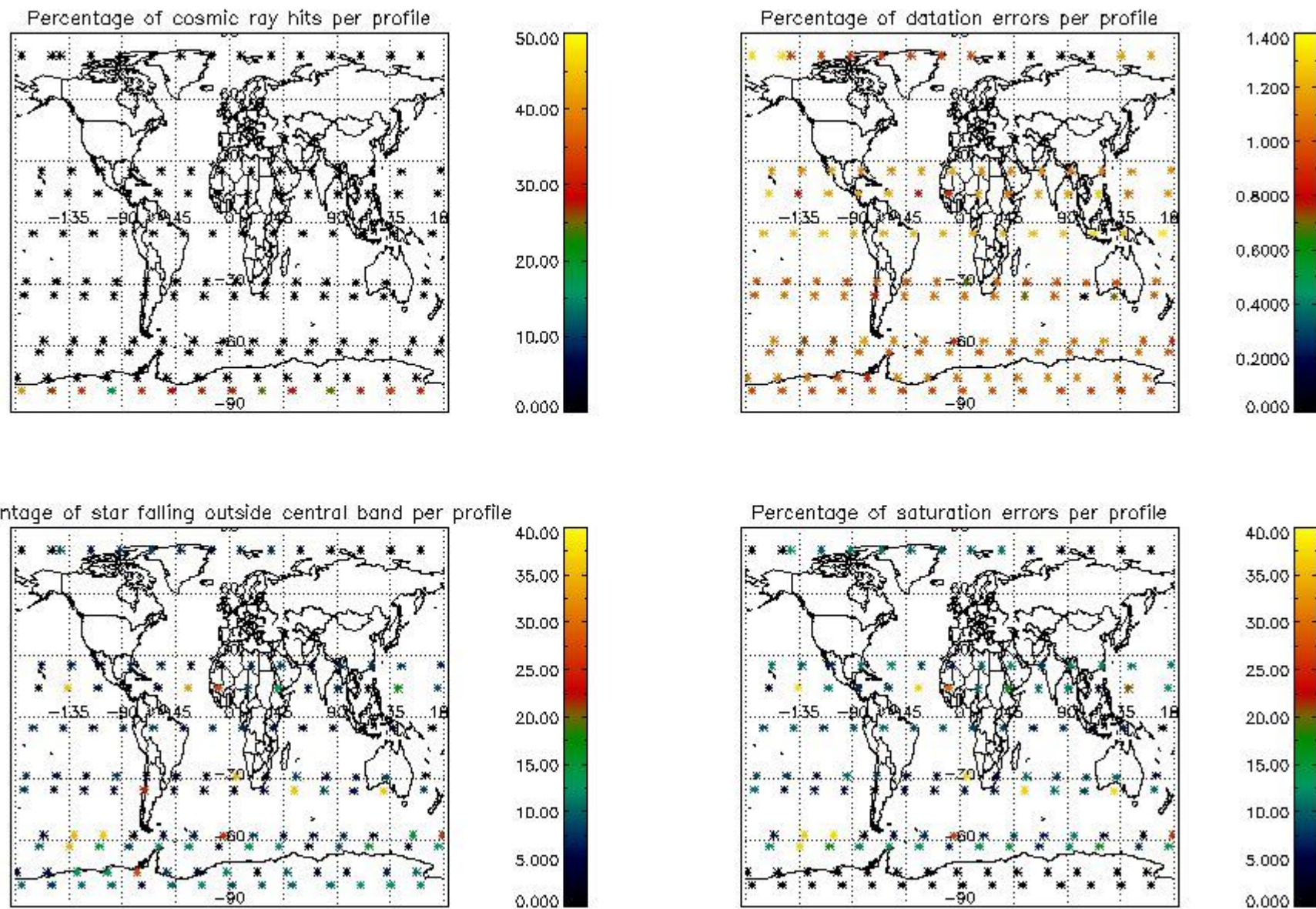
4.1.2 Plot level 1 quality information per product (time dependant): ENVI SAT DESCENDING passes



4.2 Plot quality information per product coming from level 1b processing (world map)
 4.2.1 Plot level 1 quality information per product (world map): ENVISAT ASCENDING passes



4.2.2 Plot level 1 quality information per product (world map): ENVISAT DESCENDING passes



5. Trace gas profiles

5.1 Ozone statistics based on quality of products

The final quality of the products can be "measured" using the STD (Standard Deviation) attached to every point profile. This information is written to the parameter GOM_NL__2P/NL_LOCAL_SPECIES_DENSITY/o3_std of the level 2 products. The table below shows the statistics for given STD ranges.

The statistics are given with respect to the overall valid production:

- Products without fatal errors: GOM_NL__2P/MPH/PRODUCT_ERR=0
- Valid point profile: GOM_NL__2P/NL_LOCAL_SPECIES_DENSITY/pcd(0)=0

The 'Criteria' is applied to valid points of dark limb products:

- Products in dark limb illumination condition: GOM_NL__2P/NL_SUMMARY_QUALITY/obs_ill_cond=0
- Products without fatal errors: GOM_NL__2P/MPH/PRODUCT_ERR=0
- Valid point profile: GOM_NL__2P/NL_LOCAL_SPECIES_DENSITY/pcd(0)=0

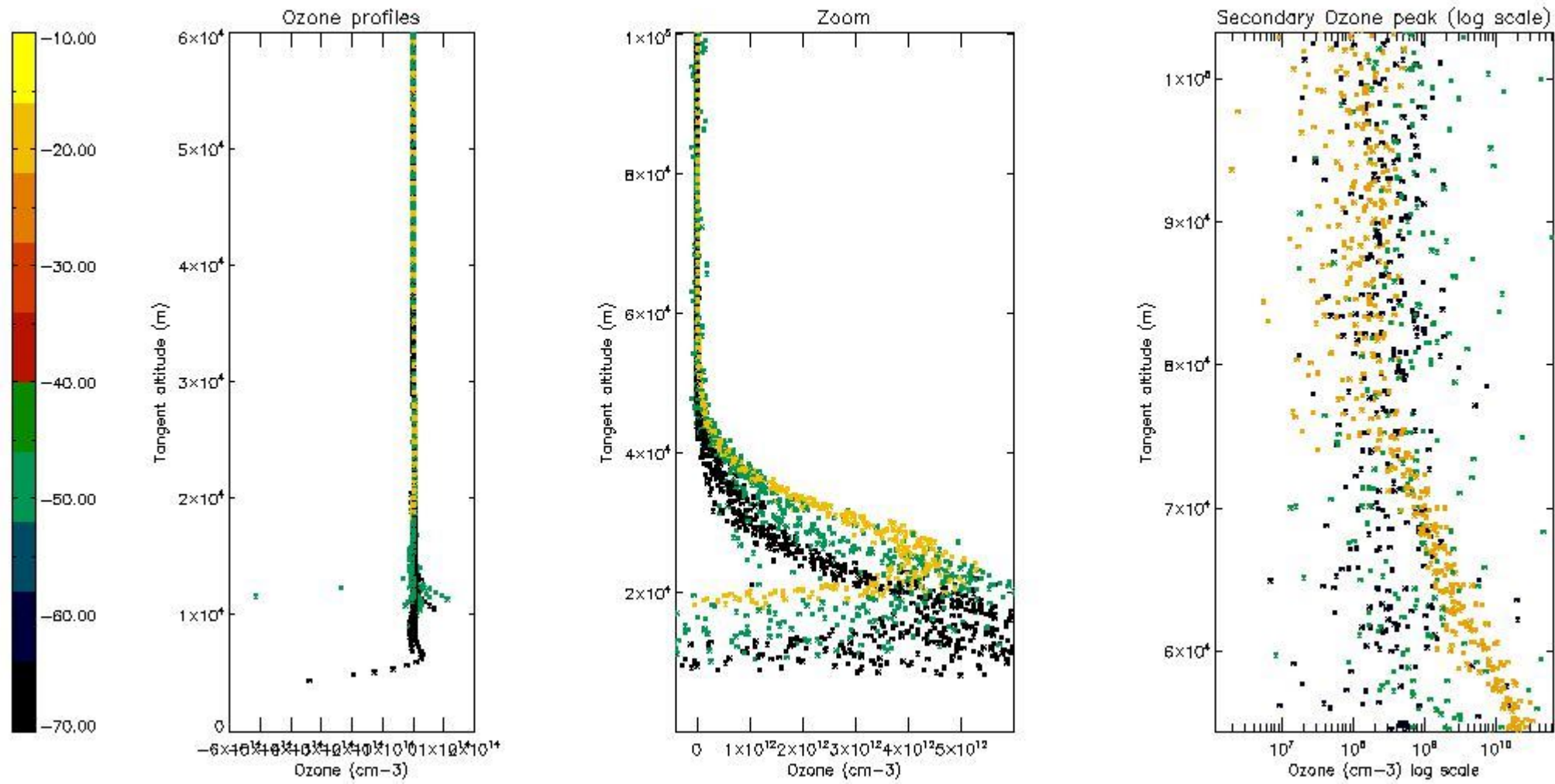
So, the table below shows the percentage of dark limb and valid observations for each criteria with respect to the overall valid daily observations.

Criteria	% of total production
All STD	20
STD < 20	6

STD < 10	3
STD < 5	0

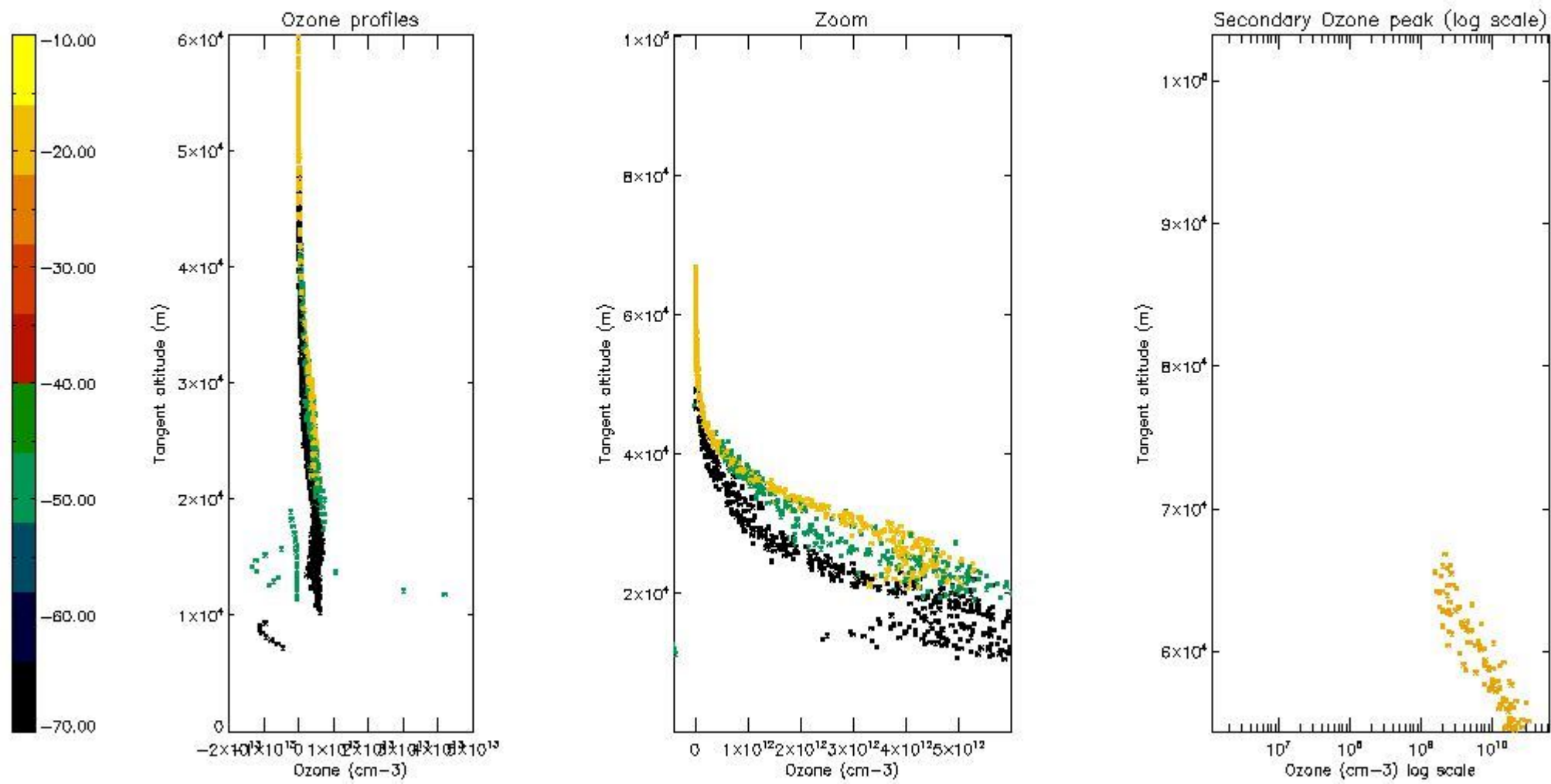
5.2 Plot ozone profiles for all STD (dark without errors)

The colorbar represents the latitude.



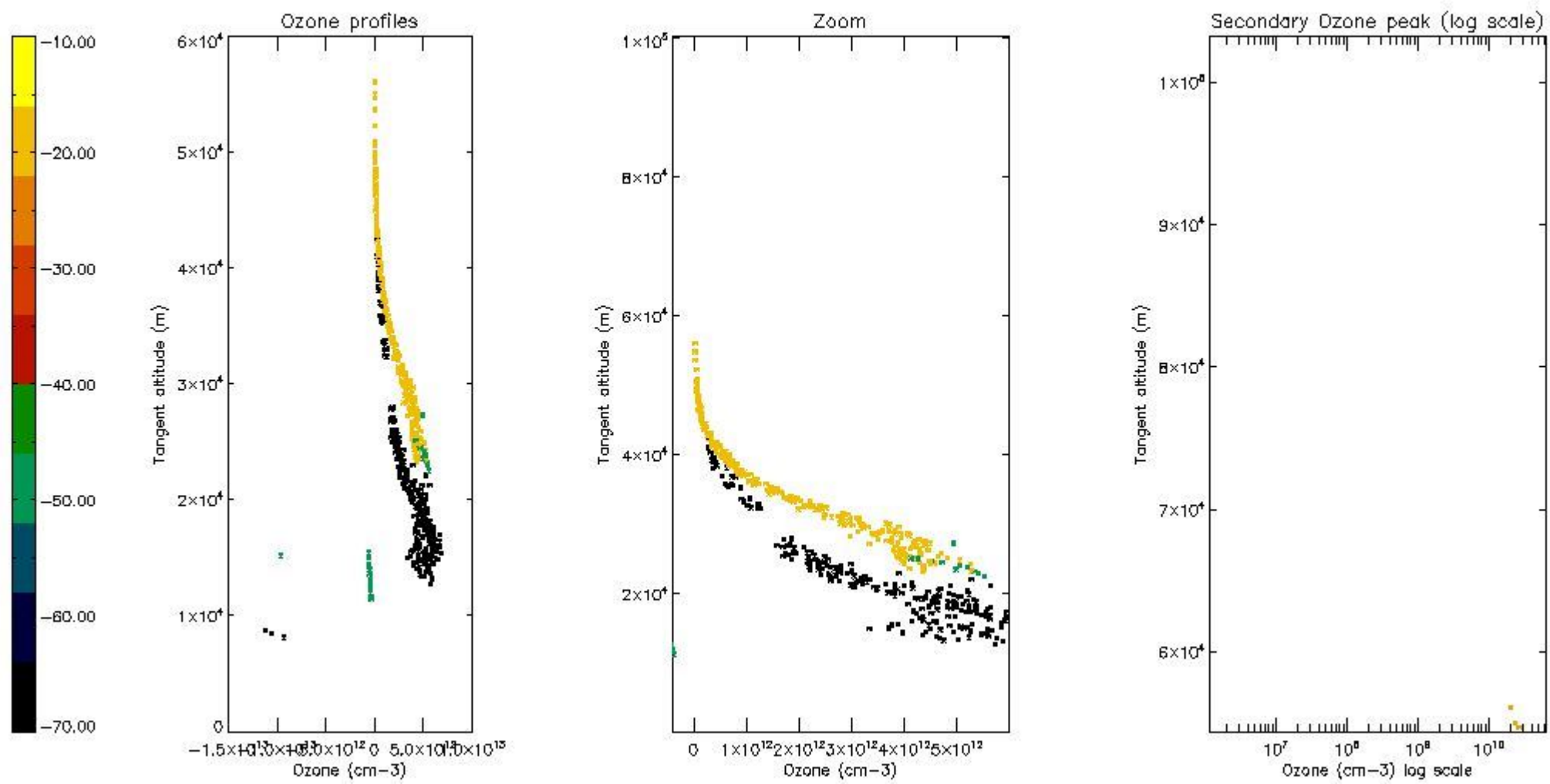
5.3 Plot ozone profiles where STD < 20% (dark without errors)

The colorbar represents the latitude.



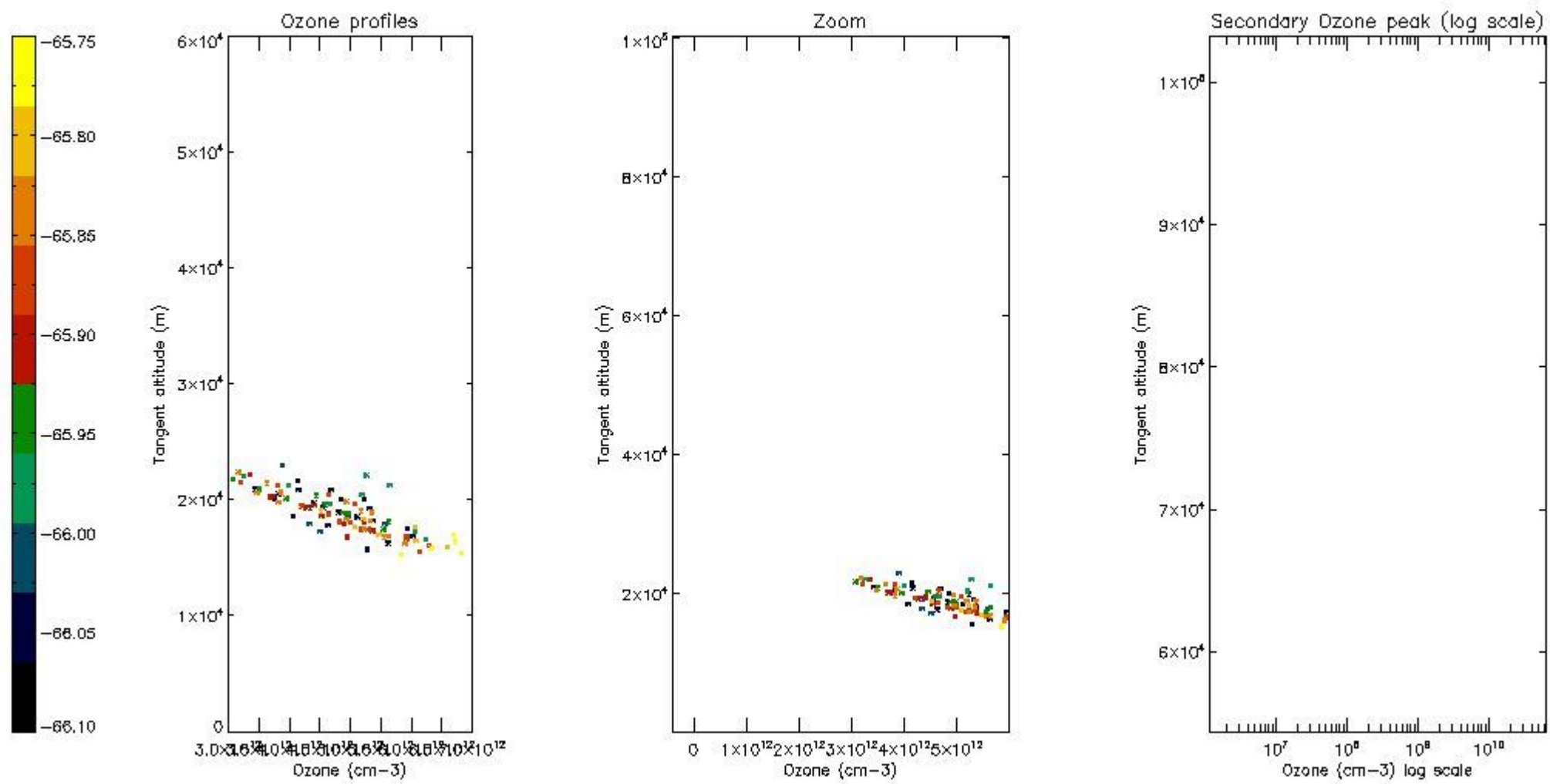
5.4 Plot ozone profiles where STD < 10% (dark without errors)

The colorbar represents the latitude.



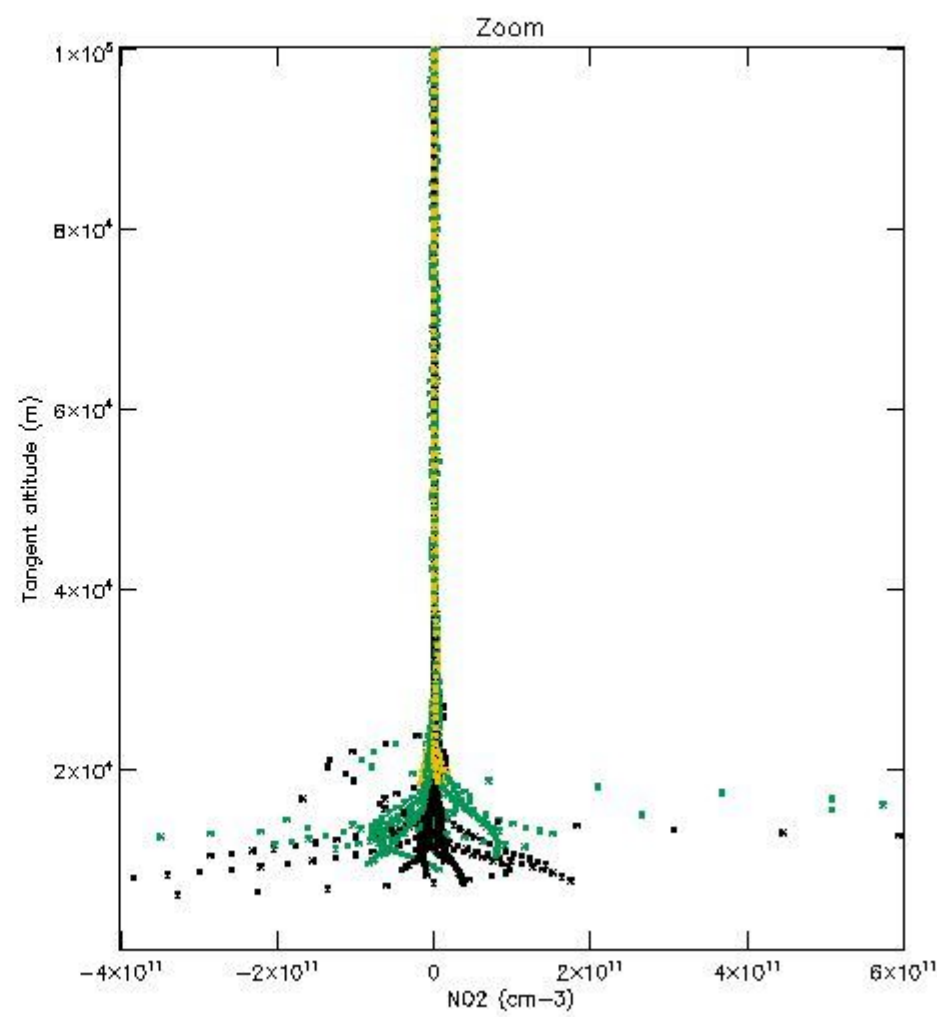
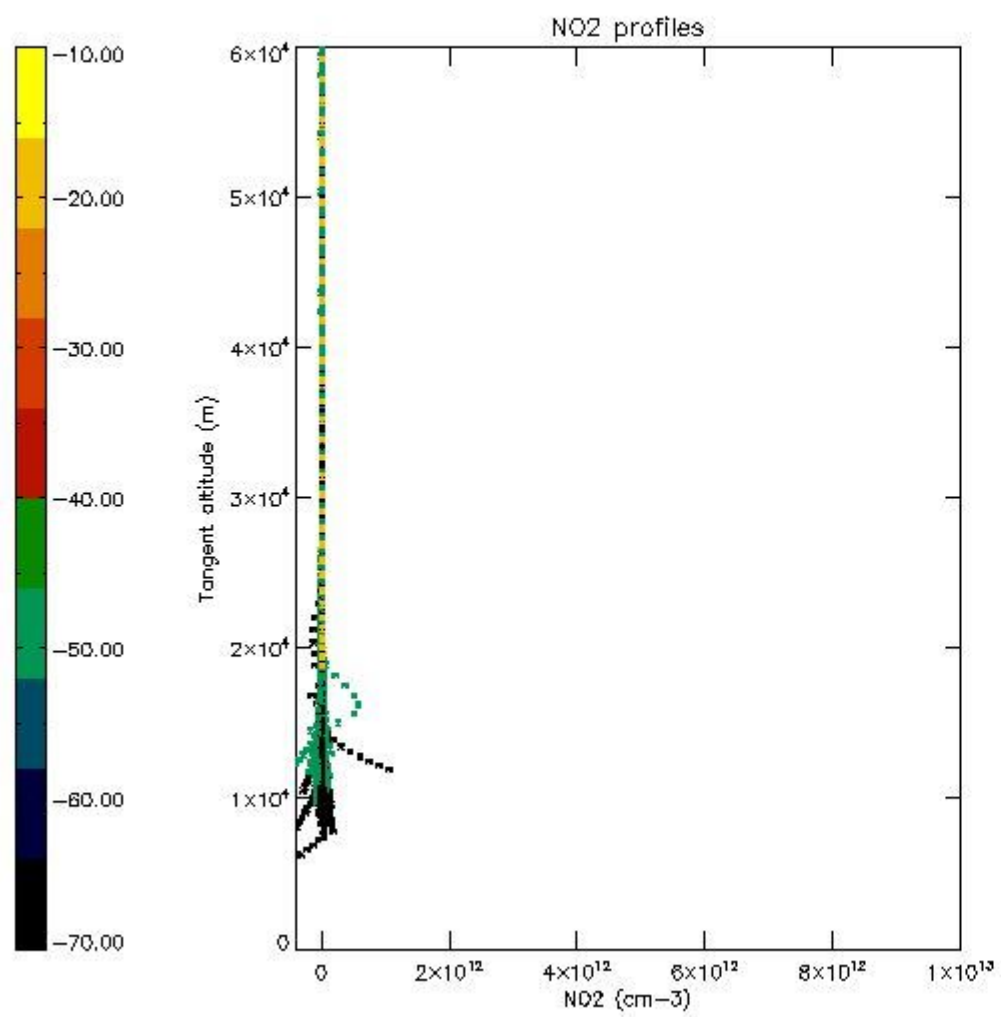
5.5 Plot ozone profiles where $STD < 5\%$ (dark without errors)

The colorbar represents the latitude.



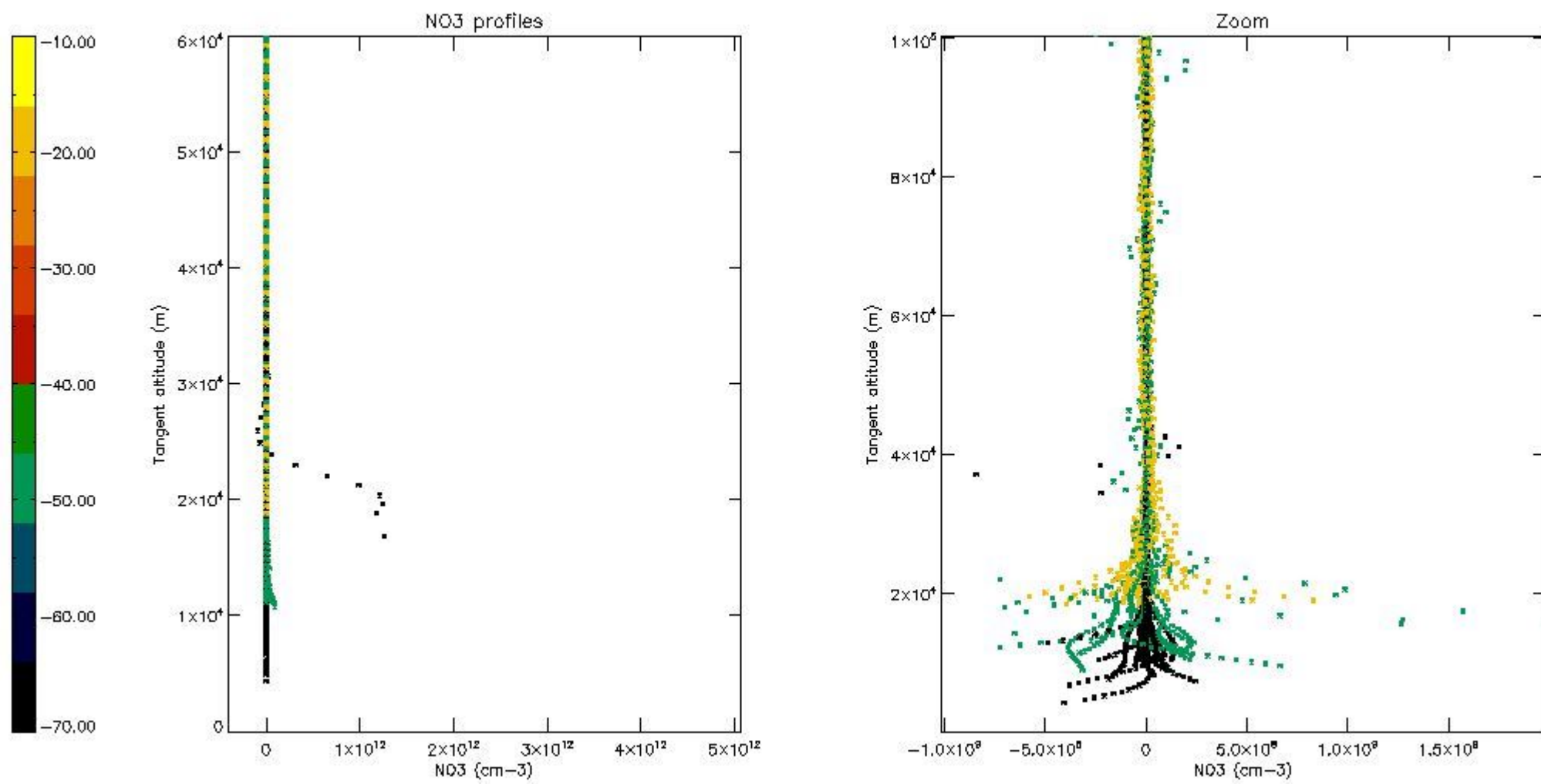
5.6 Plot NO₂ profiles for all STD (dark without errors)

The colorbar represents the latitude.



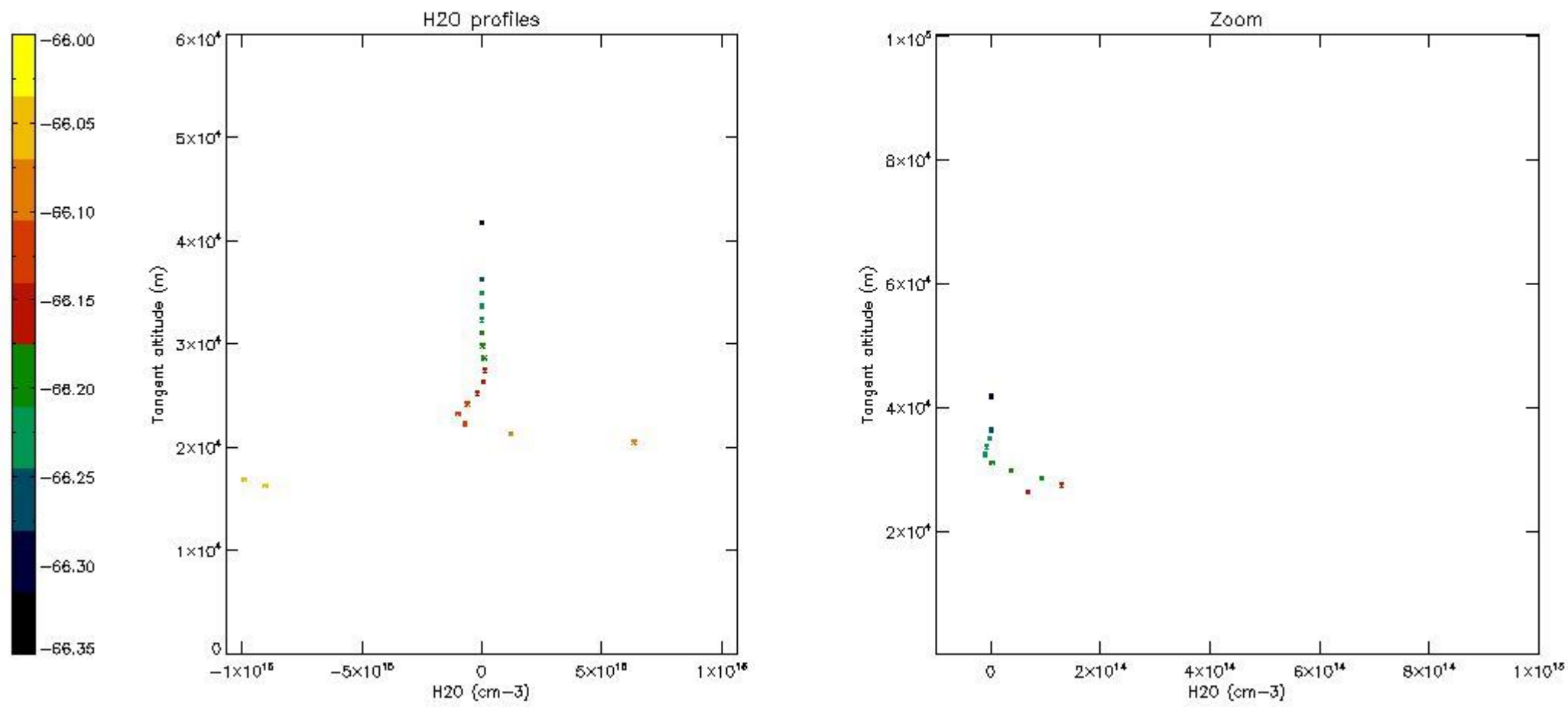
5.7 Plot NO3 profiles for all STD (dark without errors)

The colorbar represents the latitude.



5.8 Plot H₂O profiles for all STD (only for occultations of stars 1,2,3,4,13,14,16,26,63 dark without errors)

The colorbar represents the latitude.



6. Auxiliary Data Files used for the production reported in section 2

The number reported in the third column indicates since which file (see list in section 2) the corresponding auxiliary file has been used. The fourth column is the date of those product files.

Type	Auxiliary Filename	Used since product	Used since product date
INST_PHYS_CHARACTERISTICS	GOM_INS_AXVIEC20091111_143220_20030716_120000_20500101_000000	1	30-JUL-2009 00:06:42
LEVEL-2_PROC_CONFIG	GOM_PR2_AXVIEC20091111_152718_20020301_000000_20500101_000000	1	30-JUL-2009 00:06:42
CROSS_SECTIONS_FILE	GOM_CRS_AXVIEC20091111_154832_20020301_000000_20500101_000000	1	30-JUL-2009 00:06:42

GOMOS Level 2 Daily Report

SUMMARY

[1. General Info](#)

[2. Summary of processed GOM_NL_2P products](#)

[3. Level 2 Quality information per product](#)

[3.1 Plot of level 2 quality information per product \(time dependant\)](#)

[3.2 Plot of level 2 quality information per product \(world map\)](#)

[4. Level 1 Quality information per product \(stored on level 2 products\)](#)

[4.1 Plot of level 1 quality information per product \(time dependant\)](#)

[4.1.1 Plot of level 1 quality information per product \(time dependant\): ASCENDING](#)

[4.1.2 Plot of level 1 quality information per product \(time dependant\): DESCENDING](#)

[4.2 Plot of level 1 quality information per product \(world map\)](#)

[4.2.1 Plot of level 1 quality information per product \(world map\): ASCENDING](#)

[4.2.2 Plot of level 1 quality information per product \(world map\): DESCENDING](#)

[5. Ozone profiles based on quality statistics and other trace gas profiles](#)

[5.1 Ozone statistics based on quality of products](#)

[5.2 Plot ozone profiles for all STD \(dark without errors\)](#)

[5.3 Plot ozone profiles where STD < 20% \(dark without errors\)](#)

[5.4. Plot ozone profiles where STD < 10% \(dark without errors\)](#)

[5.5. Plot ozone profiles where STD < 5% \(dark without errors\)](#)

[5.6 Plot NO2 profiles for all STD \(dark without errors\)](#)

[5.7 Plot NO3 profiles for all STD \(dark without errors\)](#)

[5.8 Plot H2O profiles \(only for occultations of stars 1,2,3,4,13,14,16,26,63 dark without errors\) for all STD](#)

[6. Auxiliary Data Files used for the production reported in section 2](#)

This report presents the daily analysis on parameters extracted from GOMOS level 2 data (GOM_NL__2P). It is intended to monitor some important parameters that will impact the quality of these products. A list of level 2 products (and content) that have arrived during the reporting day to the PCF is also given.

Item	Value
Time of report generation	26APR2013 11:16:12
Data source version	GOMOS/6.01
Start time of products	30-07-2009 (30JUL2009 00:00:00)
Stop time of products	31-07-2009 (31JUL2009 00:00:00)
Store outputs in DB	Yes
Nb of level 2 prods	228
Nb of prods with errors	0

2. Summary of processed GOM_NL__2P products.

Nr	Filename	UTC Start time	Limb	Duration	Star Id	Star Name	Star Mag	Star Temp	Nb Meas	Orbit	Prod. error
1	GOM_NL__2PRFIN20090730_000642_000000552081_00131_38762_4321.N1	30-JUL-2009 00:06:42	Straylight	55.000	84	Alp Phe	2.3970	4500.0	110	38762	No
2	GOM_NL__2PRFIN20090730_001224_000000462081_00131_38762_4322.N1	30-JUL-2009 00:12:24	Straylight	45.500	31	Alp Gru	1.7340	15200.	91	38762	No
3	GOM_NL__2PRFIN20090730_001534_000000472081_00131_38762_4323.N1	30-JUL-2009 00:15:34	Straylight	46.500	172	Gam Gru	3.0030	13100.	93	38762	No
4	GOM_NL__2PRFIN20090730_002328_000000382081_00131_38762_4324.N1	30-JUL-2009 00:23:28	Bright	38.000	142	49Del Cap	2.8500	8900.0	76	38762	No
5	GOM_NL__2PRFIN20090730_004036_000000462081_00131_38762_4325.N1	30-JUL-2009 00:40:36	Bright	45.500	92	53Eps Cyg	2.5000	4500.0	91	38762	No
6	GOM_NL__2PRFIN20090730_004341_000000492081_00131_38762_4326.N1	30-JUL-2009 00:43:41	Bright	48.500	19	50Alp Cyg	1.2460	10500.	97	38762	No
7	GOM_NL__2PRFIN20090730_004904_000000402081_00131_38762_4327.N1	30-JUL-2009 00:49:04	Bright	39.500	89	5Alp Cep	2.4510	8000.0	79	38762	No
8	GOM_NL__2PRFIN20090730_005542_000000522081_00131_38762_4328.N1	30-JUL-2009 00:55:42	Bright	52.000	74	11Bet Cas	2.2680	6600.0	104	38762	No
9	GOM_NL__2PRFIN20090730_005736_000000722081_00131_38762_4329.N1	30-JUL-2009 00:57:36	Bright	72.000	76	27Gam Cas	2.3000	30000.	144	38762	No
10	GOM_NL__2PRFIN20090730_010349_000000442081_00131_38762_4330.N1	30-JUL-2009 01:03:49	Bright	44.000	160	23Gam Per	2.9300	4700.0	88	38762	No
11	GOM_NL__2PRFIN20090730_010526_000000522081_00131_38762_4331.N1	30-JUL-2009 01:05:26	Bright	51.500	35	33Alp Per	1.7950	6250.0	103	38762	No
12	GOM_NL__2PRFIN20090730_010917_000000452081_00131_38762_4332.N1	30-JUL-2009 01:09:17	Bright	45.000	149	45Eps Per	2.8880	30000.	90	38762	No
13	GOM_NL__2PRFIN20090730_011217_000000532081_00131_38762_4333.N1	30-JUL-2009 01:12:17	Tw_i_and_stray	52.500	150	44Zet Per	2.8900	28000.	105	38762	No
14	GOM_NL__2PRFIN20090730_011659_000000622081_00131_38762_4334.N1	30-JUL-2009 01:16:59	Dark	62.000	13	87Alp Tau	0.86700	3800.0	124	38762	No
15	GOM_NL__2PRFIN20090730_012741_000000552081_00131_38762_4335.N1	30-JUL-2009 01:27:41	Dark	55.000	165	34Gam Eri	2.9500	3200.0	110	38762	No
16	GOM_NL__2PRFIN20090730_013705_000000462081_00131_38762_4336.N1	30-JUL-2009 01:37:05	Dark	46.000	157	The1Eri	2.9060	9300.0	92	38762	No
17	GOM_NL__2PRFIN20090730_014719_000000652081_00132_38763_4337.N1	30-JUL-2009 01:47:19	Straylight	65.000	84	Alp Phe	2.3970	4500.0	130	38763	No
18	GOM_NL__2PRFIN20090730_015300_000000442081_00132_38763_4338.N1	30-JUL-2009 01:53:00	Straylight	44.000	31	Alp Gru	1.7340	15200.	88	38763	No
19	GOM_NL__2PRFIN20090730_015610_000000472081_00132_38763_4339.N1	30-JUL-2009 01:56:10	Straylight	46.500	172	Gam Gru	3.0030	13100.	93	38763	No
20	GOM_NL__2PRFIN20090730_020404_000000382081_00132_38763_4340.N1	30-JUL-2009 02:04:04	Bright	38.000	142	49Del Cap	2.8500	8900.0	76	38763	No
21	GOM_NL__2PRFIN20090730_022111_000000462081_00132_38763_4341.N1	30-JUL-2009 02:21:11	Bright	45.500	92	53Eps Cyg	2.5000	4500.0	91	38763	No
22	GOM_NL__2PRFIN20090730_022416_000000392081_00132_38763_4342.N1	30-JUL-2009 02:24:16	Bright	39.000	19	50Alp Cyg	1.2460	10500.	78	38763	No
23	GOM_NL__2PRFIN20090730_022939_000000372081_00132_38763_4343.N1	30-JUL-2009 02:29:39	Bright	37.000	89	5Alp Cep	2.4510	8000.0	74	38763	No
24	GOM_NL__2PRFIN20090730_023618_000000512081_00132_38763_4344.N1	30-JUL-2009 02:36:18	Bright	50.500	74	11Bet Cas	2.2680	6600.0	101	38763	No
25	GOM_NL__2PRFIN20090730_023812_000000492081_00132_38763_4345.N1	30-JUL-2009 02:38:12	Bright	48.500	76	27Gam Cas	2.3000	30000.	97	38763	No
26	GOM_NL__2PRFIN20090730_024425_000000492081_00132_38763_4346.N1	30-JUL-2009 02:44:25	Bright	48.500	160	23Gam Per	2.9300	4700.0	97	38763	No
27	GOM_NL__2PRFIN20090730_024602_000000502081_00132_38763_4347.N1	30-JUL-2009 02:46:02	Bright	49.500	35	33Alp Per	1.7950	6250.0	99	38763	No
28	GOM_NL__2PRFIN20090730_024952_000000462081_00132_38763_4348.N1	30-JUL-2009 02:49:52	Bright	45.500	149	45Eps Per	2.8880	30000.	91	38763	No
29	GOM_NL__2PRFIN20090730_025253_000000522081_00132_38763_4349.N1	30-JUL-2009 02:52:53	Tw_i_and_stray	51.500	150	44Zet Per	2.8900	28000.	103	38763	No
30	GOM_NL__2PRFIN20090730_025735_000000532081_00132_38763_4350.N1	30-JUL-2009 02:57:35	Dark	53.000	13	87Alp Tau	0.86700	3800.0	106	38763	No
31	GOM_NL__2PRFIN20090730_030818_000000582081_00132_38763_4351.N1	30-JUL-2009 03:08:18	Dark	58.000	165	34Gam Eri	2.9500	3200.0	116	38763	No
32	GOM_NL__2PRFIN20090730_031742_000000462081_00132_38763_4352.N1	30-JUL-2009 03:17:42	Dark	45.500	157	The1Eri	2.9060	9300.0	91	38763	No
33	GOM_NL__2PRFIN20090730_032756_000000642081_00133_38764_4350.N1	30-JUL-2009 03:27:56	Straylight	64.000	84	Alp Phe	2.3970	4500.0	128	38764	No
34	GOM_NL__2PRFIN20090730_033337_000000462081_00133_38764_4351.N1	30-JUL-2009 03:33:37	Straylight	45.500	31	Alp Gru	1.7340	15200.	91	38764	No
35	GOM_NL__2PRFIN20090730_033647_000000462081_00133_38764_4352.N1	30-JUL-2009 03:36:47	Straylight	46.000	172	Gam Gru	3.0030	13100.	92	38764	No
36	GOM_NL__2PRFIN20090730_034440_000000432081_00133_38764_4353.N1	30-JUL-2009 03:44:40	Bright	43.000	142	49Del Cap	2.8500	8900.0	86	38764	No
37	GOM_NL__2PRFIN20090730_040146_000000462081_00133_38764_4354.N1	30-JUL-2009 04:01:46	Bright	46.000	92	53Eps Cyg	2.5000	4500.0	92	38764	No
38	GOM_NL__2PRFIN20090730_040452_000000432081_00133_38764_4355.N1	30-JUL-2009 04:04:52	Bright	43.000	19	50Alp Cyg	1.2460	10500.	86	38764	No
39	GOM_NL__2PRFIN20090730_041015_000000402081_00133_38764_4356.N1	30-JUL-2009 04:10:15	Bright	40.000	89	5Alp Cep	2.4510	8000.0	80	38764	No
40	GOM_NL__2PRFIN20090730_041653_000000512081_00133_38764_4357.N1	30-JUL-2009 04:16:53	Bright	51.000	74	11Bet Cas	2.2680	6600.0	102	38764	No
41	GOM_NL__2PRFIN20090730_041847_000000512081_00133_38764_4358.N1	30-JUL-2009 04:18:47	Bright	50.500	76	27Gam Cas	2.3000	30000.	101	38764	No
42	GOM_NL__2PRFIN20090730_042501_000000462081_00133_38764_4359.N1	30-JUL-2009 04:25:01	Bright	46.000	160	23Gam Per	2.9300	4700.0	92	38764	No

43	GOM_NL__2PRFIN20090730_042638_000000462081_00133_38764_4360.N1	30-JUL-2009 04:26:38	Bright	46.000	35	33Alp Per	1.7950	6250.0	92	38764	No
44	GOM_NL__2PRFIN20090730_043028_000000472081_00133_38764_4361.N1	30-JUL-2009 04:30:28	Bright	47.000	149	45Eps Per	2.8880	30000.	94	38764	No
45	GOM_NL__2PRFIN20090730_043330_000000522081_00133_38764_4362.N1	30-JUL-2009 04:33:30	Tw_i_and_stray	51.500	150	44Zet Per	2.8900	28000.	103	38764	No
46	GOM_NL__2PRFIN20090730_043811_000000542081_00133_38764_4363.N1	30-JUL-2009 04:38:11	Dark	54.000	13	87Alp Tau	0.86700	3800.0	108	38764	No
47	GOM_NL__2PRFIN20090730_044855_000000542081_00133_38764_4364.N1	30-JUL-2009 04:48:55	Dark	54.000	165	34Gam Eri	2.9500	3200.0	108	38764	No
48	GOM_NL__2PRFIN20090730_045819_000000462081_00133_38764_4365.N1	30-JUL-2009 04:58:19	Dark	46.000	157	The1Eri	2.9060	9300.0	92	38764	No
49	GOM_NL__2PRFIN20090730_050833_000000552081_00134_38765_4366.N1	30-JUL-2009 05:08:33	Straylight	55.000	84	Alp Phe	2.3970	4500.0	110	38765	No
50	GOM_NL__2PRFIN20090730_051414_000000462081_00134_38765_4367.N1	30-JUL-2009 05:14:14	Straylight	45.500	31	Alp Gru	1.7340	15200.	91	38765	No
51	GOM_NL__2PRFIN20090730_051723_000000462081_00134_38765_4368.N1	30-JUL-2009 05:17:23	Straylight	46.000	172	Gam Gru	3.0030	13100.	92	38765	No
52	GOM_NL__2PRFIN20090730_052516_000000432081_00134_38765_4369.N1	30-JUL-2009 05:25:16	Bright	43.000	142	49Del Cap	2.8500	8900.0	86	38765	No
53	GOM_NL__2PRFIN20090730_054222_000000442081_00134_38765_4370.N1	30-JUL-2009 05:42:22	Bright	43.500	92	53Eps Cyg	2.5000	4500.0	87	38765	No
54	GOM_NL__2PRFIN20090730_054527_000000432081_00134_38765_4371.N1	30-JUL-2009 05:45:27	Bright	42.500	19	50Alp Cyg	1.2460	10500.	85	38765	No
55	GOM_NL__2PRFIN20090730_055050_000000402081_00134_38765_4372.N1	30-JUL-2009 05:50:50	Bright	40.000	89	5Alp Cep	2.4510	8000.0	80	38765	No
56	GOM_NL__2PRFIN20090730_055728_000000532081_00134_38765_4373.N1	30-JUL-2009 05:57:28	Bright	52.500	74	11Bet Cas	2.2680	6600.0	105	38765	No
57	GOM_NL__2PRFIN20090730_055922_000000722081_00134_38765_4374.N1	30-JUL-2009 05:59:22	Bright	72.000	76	27Gam Cas	2.3000	30000.	144	38765	No
58	GOM_NL__2PRFIN20090730_060536_000000472081_00134_38765_4375.N1	30-JUL-2009 06:05:36	Bright	47.000	160	23Gam Per	2.9300	4700.0	94	38765	No
59	GOM_NL__2PRFIN20090730_060713_000000512081_00134_38765_4376.N1	30-JUL-2009 06:07:13	Bright	50.500	35	33Alp Per	1.7950	6250.0	101	38765	No
60	GOM_NL__2PRFIN20090730_061104_000000452081_00134_38765_4377.N1	30-JUL-2009 06:11:04	Bright	44.500	149	45Eps Per	2.8880	30000.	89	38765	No
61	GOM_NL__2PRFIN20090730_061406_000000532081_00134_38765_4378.N1	30-JUL-2009 06:14:06	Tw_i_and_stray	53.000	150	44Zet Per	2.8900	28000.	106	38765	No
62	GOM_NL__2PRFIN20090730_061848_000000582081_00134_38765_4379.N1	30-JUL-2009 06:18:48	Dark	58.000	13	87Alp Tau	0.86700	3800.0	116	38765	No
63	GOM_NL__2PRFIN20090730_062932_000000532081_00134_38765_4380.N1	30-JUL-2009 06:29:32	Dark	53.000	165	34Gam Eri	2.9500	3200.0	106	38765	No
64	GOM_NL__2PRFIN20090730_063856_000000472081_00134_38765_4381.N1	30-JUL-2009 06:38:56	Dark	46.500	157	The1Eri	2.9060	9300.0	93	38765	No
65	GOM_NL__2PRFIN20090730_064910_000000572081_00135_38766_4380.N1	30-JUL-2009 06:49:10	Straylight	56.500	84	Alp Phe	2.3970	4500.0	113	38766	No
66	GOM_NL__2PRFIN20090730_065450_000000452081_00135_38766_4381.N1	30-JUL-2009 06:54:50	Straylight	44.500	31	Alp Gru	1.7340	15200.	89	38766	No
67	GOM_NL__2PRFIN20090730_065800_000000452081_00135_38766_4382.N1	30-JUL-2009 06:58:00	Straylight	45.000	172	Gam Gru	3.0030	13100.	90	38766	No
68	GOM_NL__2PRFIN20090730_070552_000000492081_00135_38766_4383.N1	30-JUL-2009 07:05:52	Bright	48.500	142	49Del Cap	2.8500	8900.0	97	38766	No
69	GOM_NL__2PRFIN20090730_072257_000000462081_00135_38766_4384.N1	30-JUL-2009 07:22:57	Bright	46.000	92	53Eps Cyg	2.5000	4500.0	92	38766	No
70	GOM_NL__2PRFIN20090730_072602_000000472081_00135_38766_4385.N1	30-JUL-2009 07:26:02	Bright	47.000	19	50Alp Cyg	1.2460	10500.	94	38766	No
71	GOM_NL__2PRFIN20090730_073126_000000412081_00135_38766_4386.N1	30-JUL-2009 07:31:26	Bright	41.000	89	5Alp Cep	2.4510	8000.0	82	38766	No
72	GOM_NL__2PRFIN20090730_073803_000000492081_00135_38766_4387.N1	30-JUL-2009 07:38:03	Bright	49.000	74	11Bet Cas	2.2680	6600.0	98	38766	No
73	GOM_NL__2PRFIN20090730_073958_000000482081_00135_38766_4388.N1	30-JUL-2009 07:39:58	Bright	48.000	76	27Gam Cas	2.3000	30000.	96	38766	No
74	GOM_NL__2PRFIN20090730_074612_000000462081_00135_38766_4389.N1	30-JUL-2009 07:46:12	Bright	46.000	160	23Gam Per	2.9300	4700.0	92	38766	No
75	GOM_NL__2PRFIN20090730_074749_000000512081_00135_38766_4390.N1	30-JUL-2009 07:47:49	Bright	51.000	35	33Alp Per	1.7950	6250.0	102	38766	No
76	GOM_NL__2PRFIN20090730_075140_000000482081_00135_38766_4391.N1	30-JUL-2009 07:51:40	Bright	48.000	149	45Eps Per	2.8880	30000.	96	38766	No
77	GOM_NL__2PRFIN20090730_075442_000000532081_00135_38766_4392.N1	30-JUL-2009 07:54:42	Tw_i_and_stray	53.000	150	44Zet Per	2.8900	28000.	106	38766	No
78	GOM_NL__2PRFIN20090730_075924_000000482081_00135_38766_4393.N1	30-JUL-2009 07:59:24	Dark	47.500	13	87Alp Tau	0.86700	3800.0	95	38766	No
79	GOM_NL__2PRFIN20090730_081009_000000582081_00135_38766_4394.N1	30-JUL-2009 08:10:09	Dark	58.000	165	34Gam Eri	2.9500	3200.0	116	38766	No
80	GOM_NL__2PRFIN20090730_081933_000000462081_00135_38766_4395.N1	30-JUL-2009 08:19:33	Dark	46.000	157	The1Eri	2.9060	9300.0	92	38766	No
81	GOM_NL__2PRFIN20090730_082947_000000542081_00136_38767_4394.N1	30-JUL-2009 08:29:47	Straylight	54.000	84	Alp Phe	2.3970	4500.0	108	38767	No
82	GOM_NL__2PRFIN20090730_083527_000000442081_00136_38767_4395.N1	30-JUL-2009 08:35:27	Straylight	44.000	31	Alp Gru	1.7340	15200.	88	38767	No
83	GOM_NL__2PRFIN20090730_083836_000000452081_00136_38767_4396.N1	30-JUL-2009 08:38:36	Straylight	45.000	172	Gam Gru	3.0030	13100.	90	38767	No
84	GOM_NL__2PRFIN20090730_084628_000000492081_00136_38767_4397.N1	30-JUL-2009 08:46:28	Bright	48.500	142	49Del Cap	2.8500	8900.0	97	38767	No
85	GOM_NL__2PRFIN20090730_090333_000000452081_00136_38767_4398.N1	30-JUL-2009 09:03:33	Bright	45.000	92	53Eps Cyg	2.5000	4500.0	90	38767	No
86	GOM_NL__2PRFIN20090730_090638_000000432081_00136_38767_4399.N1	30-JUL-2009 09:06:38	Bright	43.000	19	50Alp Cyg	1.2460	10500.	86	38767	No
87	GOM_NL__2PRFIN20090730_091201_000000412081_00136_38767_4400.N1	30-JUL-2009 09:12:01	Bright	41.000	89	5Alp Cep	2.4510	8000.0	82	38767	No
88	GOM_NL__2PRFIN20090730_091838_000000742081_00136_38767_4401.N1	30-JUL-2009 09:18:38	Bright	74.000	74	11Bet Cas	2.2680	6600.0	148	38767	No
89	GOM_NL__2PRFIN20090730_092033_000000482081_00136_38767_4402.N1	30-JUL-2009 09:20:33	Bright	47.500	76	27Gam Cas	2.3000	30000.	95	38767	No
90	GOM_NL__2PRFIN20090730_092647_000000582081_00136_38767_4403.N1	30-JUL-2009 09:26:47	Bright	58.000	160	23Gam Per	2.9300	4700.0	116	38767	No
91	GOM_NL__2PRFIN20090730_092825_000000472081_00136_38767_4404.N1	30-JUL-2009 09:28:25	Bright	46.500	35	33Alp Per	1.7950	6250.0	93	38767	No
92	GOM_NL__2PRFIN20090730_093216_000000462081_00136_38767_4405.N1	30-JUL-2009 09:32:16	Bright	45.500	149	45Eps Per	2.8880	30000.	91	38767	No
93	GOM_NL__2PRFIN20090730_093518_000000502081_00136_38767_4406.N1	30-JUL-2009 09:35:18	Tw_i_and_stray	49.500	150	44Zet Per	2.8900	28000.	99	38767	No
94	GOM_NL__2PRFIN20090730_094000_000000542081_00136_38767_4407.N1	30-JUL-2009 09:40:00	Dark	53.500	13	87Alp Tau	0.86700	3800.0	107	38767	No
95	GOM_NL__2PRFIN20090730_095046_000000592081_00136_38767_4408.N1	30-JUL-2009 09:50:46	Dark	59.000	165	34Gam Eri	2.9500	3200.0	118	38767	No
96	GOM_NL__2PRFIN20090730_100010_000000452081_00136_38767_4409.N1	30-JUL-2009 10:00:10	Dark	45.000	157	The1Eri	2.9060	9300.0	90	38767	No
97	GOM_NL__2PRFIN20090730_101024_000000542081_00137_38768_4408.N1	30-JUL-2009 10:10:24	Straylight	54.000	84	Alp Phe	2.3970	4500.0	108	38768	No
98	GOM_NL__2PRFIN20090730_101603_000000442081_00137_38768_4409.N1	30-JUL-2009 10:16:03	Straylight	43.500	31	Alp Gru	1.7340	15200.	87	38768	No
99	GOM_NL__2PRFIN20090730_101913_000000462081_00137_38768_4410.N1	30-JUL-2009 10:19:13	Straylight	46.000	172	Gam Gru	3.0030	13100.	92	38768	No
100	GOM_NL__2PRFIN20090730_102704_000000512081_00137_38768_4411.N1	30-JUL-2009 10:27:04	Bright	50.500	142	49Del Cap	2.8500	8900.0	101	38768	No
101	GOM_NL__2PRFIN20090730_104408_000000422081_00137_38768_4412.N1	30-JUL-2009 10:44:08	Bright	42.000	92	53Eps Cyg	2.5000	4500.0	84	38768	No

102	GOM_NL__2PRFIN20090730_104713_000000562081_00137_38768_4413.N1	30-JUL-2009 10:47:13	Bright	56.000	19	50Alp Cyg	1.2460	10500.	112	38768	No
103	GOM_NL__2PRFIN20090730_105237_000000422081_00137_38768_4414.N1	30-JUL-2009 10:52:37	Bright	41.500	89	5Alp Cep	2.4510	8000.0	83	38768	No
104	GOM_NL__2PRFIN20090730_105913_000000502081_00137_38768_4415.N1	30-JUL-2009 10:59:13	Bright	49.500	74	11Bet Cas	2.2680	6600.0	99	38768	No
105	GOM_NL__2PRFIN20090730_110108_000000482081_00137_38768_4416.N1	30-JUL-2009 11:01:08	Bright	47.500	76	27Gam Cas	2.3000	30000.	95	38768	No
106	GOM_NL__2PRFIN20090730_110723_000000472081_00137_38768_4417.N1	30-JUL-2009 11:07:23	Bright	47.000	160	23Gam Per	2.9300	4700.0	94	38768	No
107	GOM_NL__2PRFIN20090730_110900_000000512081_00137_38768_4418.N1	30-JUL-2009 11:09:00	Bright	50.500	35	33Alp Per	1.7950	6250.0	101	38768	No
108	GOM_NL__2PRFIN20090730_111252_000000462081_00137_38768_4419.N1	30-JUL-2009 11:12:52	Bright	46.000	149	45Eps Per	2.8880	30000.	92	38768	No
109	GOM_NL__2PRFIN20090730_111554_000000532081_00137_38768_4420.N1	30-JUL-2009 11:15:54	Tw_i_and_stray	52.500	150	44Zet Per	2.8900	28000.	105	38768	No
110	GOM_NL__2PRFIN20090730_112037_000000542081_00137_38768_4421.N1	30-JUL-2009 11:20:37	Dark	53.500	13	87Alp Tau	0.86700	3800.0	107	38768	No
111	GOM_NL__2PRFIN20090730_113122_000000552081_00137_38768_4422.N1	30-JUL-2009 11:31:22	Dark	54.500	165	34Gam Eri	2.9500	3200.0	109	38768	No
112	GOM_NL__2PRFIN20090730_114047_000000462081_00137_38768_4423.N1	30-JUL-2009 11:40:47	Dark	45.500	157	The1Eri	2.9060	9300.0	91	38768	No
113	GOM_NL__2PRFIN20090730_115101_000000572081_00138_38769_4442.N1	30-JUL-2009 11:51:01	Straylight	57.000	84	Alp Phe	2.3970	4500.0	114	38769	No
114	GOM_NL__2PRFIN20090730_115640_000000452081_00138_38769_4443.N1	30-JUL-2009 11:56:40	Straylight	44.500	31	Alp Gru	1.7340	15200.	89	38769	No
115	GOM_NL__2PRFIN20090730_115949_000000462081_00138_38769_4444.N1	30-JUL-2009 11:59:49	Straylight	45.500	172	Gam Gru	3.0030	13100.	91	38769	No
116	GOM_NL__2PRFIN20090730_120740_000000542081_00138_38769_4445.N1	30-JUL-2009 12:07:40	Bright	53.500	142	49Del Cap	2.8500	8900.0	107	38769	No
117	GOM_NL__2PRFIN20090730_122443_000000442081_00138_38769_4446.N1	30-JUL-2009 12:24:43	Bright	43.500	92	53Eps Cyg	2.5000	4500.0	87	38769	No
118	GOM_NL__2PRFIN20090730_122749_000000622081_00138_38769_4447.N1	30-JUL-2009 12:27:49	Bright	61.500	19	50Alp Cyg	1.2460	10500.	123	38769	No
119	GOM_NL__2PRFIN20090730_123312_000000412081_00138_38769_4448.N1	30-JUL-2009 12:33:12	Bright	40.500	89	5Alp Cep	2.4510	8000.0	81	38769	No
120	GOM_NL__2PRFIN20090730_123948_000000502081_00138_38769_4449.N1	30-JUL-2009 12:39:48	Bright	50.000	74	11Bet Cas	2.2680	6600.0	100	38769	No
121	GOM_NL__2PRFIN20090730_124143_000000472081_00138_38769_4450.N1	30-JUL-2009 12:41:43	Bright	47.000	76	27Gam Cas	2.3000	30000.	94	38769	No
122	GOM_NL__2PRFIN20090730_124759_000000462081_00138_38769_4451.N1	30-JUL-2009 12:47:59	Bright	45.500	160	23Gam Per	2.9300	4700.0	91	38769	No
123	GOM_NL__2PRFIN20090730_124936_000000502081_00138_38769_4452.N1	30-JUL-2009 12:49:36	Bright	50.000	35	33Alp Per	1.7950	6250.0	100	38769	No
124	GOM_NL__2PRFIN20090730_125328_000000582081_00138_38769_4453.N1	30-JUL-2009 12:53:28	Bright	58.000	149	45Eps Per	2.8880	30000.	116	38769	No
125	GOM_NL__2PRFIN20090730_125630_000000532081_00138_38769_4454.N1	30-JUL-2009 12:56:30	Tw_i_and_stray	53.000	150	44Zet Per	2.8900	28000.	106	38769	No
126	GOM_NL__2PRFIN20090730_130113_000000572081_00138_38769_4455.N1	30-JUL-2009 13:01:13	Dark	56.500	13	87Alp Tau	0.86700	3800.0	113	38769	No
127	GOM_NL__2PRFIN20090730_131159_000000572081_00138_38769_4456.N1	30-JUL-2009 13:11:59	Dark	56.500	165	34Gam Eri	2.9500	3200.0	113	38769	No
128	GOM_NL__2PRFIN20090730_132124_000000462081_00138_38769_4457.N1	30-JUL-2009 13:21:24	Dark	45.500	157	The1Eri	2.9060	9300.0	91	38769	No
129	GOM_NL__2PRFIN20090730_133138_000000542081_00139_38770_4456.N1	30-JUL-2009 13:31:38	Straylight	54.000	84	Alp Phe	2.3970	4500.0	108	38770	No
130	GOM_NL__2PRFIN20090730_133716_000000462081_00139_38770_4457.N1	30-JUL-2009 13:37:16	Straylight	45.500	31	Alp Gru	1.7340	15200.	91	38770	No
131	GOM_NL__2PRFIN20090730_134025_000000462081_00139_38770_4458.N1	30-JUL-2009 13:40:25	Straylight	46.000	172	Gam Gru	3.0030	13100.	92	38770	No
132	GOM_NL__2PRFIN20090730_134816_000000532081_00139_38770_4459.N1	30-JUL-2009 13:48:16	Bright	53.000	142	49Del Cap	2.8500	8900.0	106	38770	No
133	GOM_NL__2PRFIN20090730_140519_000000462081_00139_38770_4460.N1	30-JUL-2009 14:05:19	Bright	45.500	92	53Eps Cyg	2.5000	4500.0	91	38770	No
134	GOM_NL__2PRFIN20090730_140824_000000422081_00139_38770_4461.N1	30-JUL-2009 14:08:24	Bright	41.500	19	50Alp Cyg	1.2460	10500.	83	38770	No
135	GOM_NL__2PRFIN20090730_141348_000000422081_00139_38770_4462.N1	30-JUL-2009 14:13:48	Bright	42.000	89	5Alp Cep	2.4510	8000.0	84	38770	No
136	GOM_NL__2PRFIN20090730_142023_000000502081_00139_38770_4463.N1	30-JUL-2009 14:20:23	Bright	49.500	74	11Bet Cas	2.2680	6600.0	99	38770	No
137	GOM_NL__2PRFIN20090730_142218_000000582081_00139_38770_4464.N1	30-JUL-2009 14:22:18	Bright	57.500	76	27Gam Cas	2.3000	30000.	115	38770	No
138	GOM_NL__2PRFIN20090730_142834_000000432081_00139_38770_4465.N1	30-JUL-2009 14:28:34	Bright	42.500	160	23Gam Per	2.9300	4700.0	85	38770	No
139	GOM_NL__2PRFIN20090730_143012_000000482081_00139_38770_4466.N1	30-JUL-2009 14:30:12	Bright	48.000	35	33Alp Per	1.7950	6250.0	96	38770	No
140	GOM_NL__2PRFIN20090730_143404_000000492081_00139_38770_4467.N1	30-JUL-2009 14:34:04	Bright	49.000	149	45Eps Per	2.8880	30000.	98	38770	No
141	GOM_NL__2PRFIN20090730_143706_000000512081_00139_38770_4468.N1	30-JUL-2009 14:37:06	Tw_i_and_stray	51.000	150	44Zet Per	2.8900	28000.	102	38770	No
142	GOM_NL__2PRFIN20090730_144149_000000562081_00139_38770_4469.N1	30-JUL-2009 14:41:49	Dark	56.000	13	87Alp Tau	0.86700	3800.0	112	38770	No
143	GOM_NL__2PRFIN20090730_145236_000000552081_00139_38770_4470.N1	30-JUL-2009 14:52:36	Dark	55.000	165	34Gam Eri	2.9500	3200.0	110	38770	No
144	GOM_NL__2PRFIN20090730_150200_000000452081_00139_38770_4471.N1	30-JUL-2009 15:02:00	Dark	45.000	157	The1Eri	2.9060	9300.0	90	38770	No
145	GOM_NL__2PRFIN20090730_151215_000000552081_00140_38771_4471.N1	30-JUL-2009 15:12:15	Straylight	54.500	84	Alp Phe	2.3970	4500.0	109	38771	No
146	GOM_NL__2PRFIN20090730_151752_000000452081_00140_38771_4472.N1	30-JUL-2009 15:17:52	Straylight	44.500	31	Alp Gru	1.7340	15200.	89	38771	No
147	GOM_NL__2PRFIN20090730_152102_000000442081_00140_38771_4473.N1	30-JUL-2009 15:21:02	Straylight	43.500	172	Gam Gru	3.0030	13100.	87	38771	No
148	GOM_NL__2PRFIN20090730_152852_000000532081_00140_38771_4474.N1	30-JUL-2009 15:28:52	Bright	53.000	142	49Del Cap	2.8500	8900.0	106	38771	No
149	GOM_NL__2PRFIN20090730_154554_000000452081_00140_38771_4475.N1	30-JUL-2009 15:45:54	Bright	45.000	92	53Eps Cyg	2.5000	4500.0	90	38771	No
150	GOM_NL__2PRFIN20090730_154859_000000412081_00140_38771_4476.N1	30-JUL-2009 15:48:59	Bright	41.000	19	50Alp Cyg	1.2460	10500.	82	38771	No
151	GOM_NL__2PRFIN20090730_155423_000000422081_00140_38771_4477.N1	30-JUL-2009 15:54:23	Bright	41.500	89	5Alp Cep	2.4510	8000.0	83	38771	No
152	GOM_NL__2PRFIN20090730_160059_000000522081_00140_38771_4478.N1	30-JUL-2009 16:00:59	Bright	52.000	74	11Bet Cas	2.2680	6600.0	104	38771	No
153	GOM_NL__2PRFIN20090730_160254_000000482081_00140_38771_4479.N1	30-JUL-2009 16:02:54	Bright	47.500	76	27Gam Cas	2.3000	30000.	95	38771	No
154	GOM_NL__2PRFIN20090730_160910_000000682081_00140_38771_4480.N1	30-JUL-2009 16:09:10	Bright	68.000	160	23Gam Per	2.9300	4700.0	136	38771	No
155	GOM_NL__2PRFIN20090730_161047_000000522081_00140_38771_4481.N1	30-JUL-2009 16:10:47	Bright	52.000	35	33Alp Per	1.7950	6250.0	104	38771	No
156	GOM_NL__2PRFIN20090730_161440_000000472081_00140_38771_4482.N1	30-JUL-2009 16:14:40	Bright	47.000	149	45Eps Per	2.8880	30000.	94	38771	No
157	GOM_NL__2PRFIN20090730_161742_000000542081_00140_38771_4483.N1	30-JUL-2009 16:17:42	Tw_i_and_stray	53.500	150	44Zet Per	2.8900	28000.	107	38771	No
158	GOM_NL__2PRFIN20090730_162226_000000502081_00140_38771_4484.N1	30-JUL-2009 16:22:26	Dark	49.500	13	87Alp Tau	0.86700	3800.0	99	38771	No
159	GOM_NL__2PRFIN20090730_163313_000000562081_00140_38771_4485.N1	30-JUL-2009 16:33:13	Dark	55.500	165	34Gam Eri	2.9500	3200.0	111	38771	No
160	GOM_NL__2PRFIN20090730_164238_000000452081_00140_38771_4486.N1	30-JUL-2009 16:42:38	Dark	45.000	157	The1Eri	2.9060	9300.0	90	38771	No

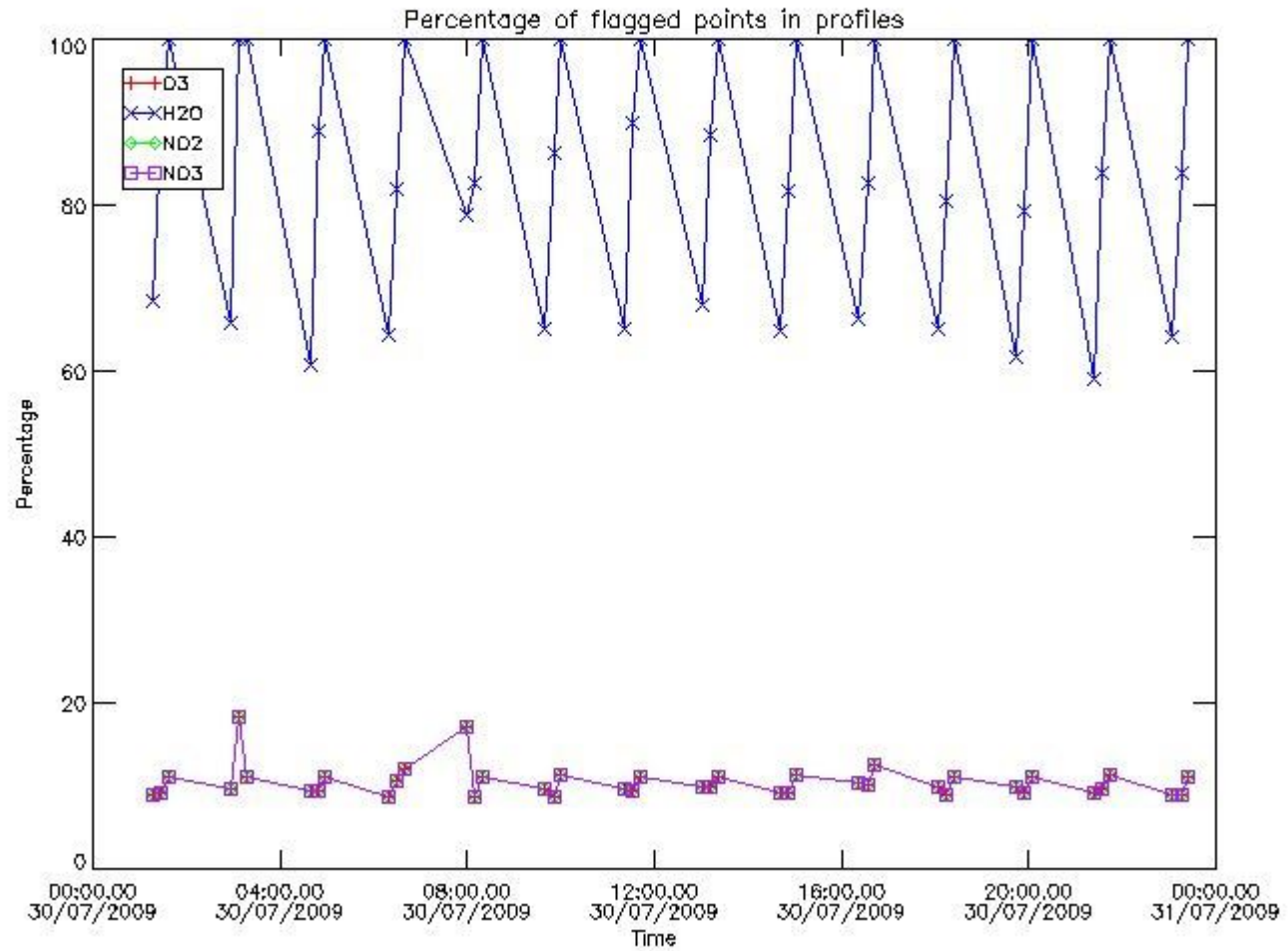
161	GOM_NL__2PRFIN20090730_165252_000000542081_00141_38772_4486.N1	30-JUL-2009 16:52:52	Straylight	53.500	84	Alp Phe	2.3970	4500.0	107	38772	No
162	GOM_NL__2PRFIN20090730_165829_000000442081_00141_38772_4487.N1	30-JUL-2009 16:58:29	Straylight	43.500	31	Alp Gru	1.7340	15200.	87	38772	No
163	GOM_NL__2PRFIN20090730_170138_000000452081_00141_38772_4488.N1	30-JUL-2009 17:01:38	Straylight	45.000	172	Gam Gru	3.0030	13100.	90	38772	No
164	GOM_NL__2PRFIN20090730_170928_000000542081_00141_38772_4489.N1	30-JUL-2009 17:09:28	Bright	53.500	142	49Del Cap	2.8500	8900.0	107	38772	No
165	GOM_NL__2PRFIN20090730_172629_000000432081_00141_38772_4490.N1	30-JUL-2009 17:26:29	Bright	42.500	92	53Eps Cyg	2.5000	4500.0	85	38772	No
166	GOM_NL__2PRFIN20090730_172935_000000432081_00141_38772_4491.N1	30-JUL-2009 17:29:35	Bright	42.500	19	50Alp Cyg	1.2460	10500.	85	38772	No
167	GOM_NL__2PRFIN20090730_173459_000000402081_00141_38772_4492.N1	30-JUL-2009 17:34:59	Bright	39.500	89	5Alp Cep	2.4510	8000.0	79	38772	No
168	GOM_NL__2PRFIN20090730_174134_000000502081_00141_38772_4493.N1	30-JUL-2009 17:41:34	Bright	49.500	74	11Bet Cas	2.2680	6600.0	99	38772	No
169	GOM_NL__2PRFIN20090730_174329_000000482081_00141_38772_4494.N1	30-JUL-2009 17:43:29	Bright	48.000	76	27Gam Cas	2.3000	30000.	96	38772	No
170	GOM_NL__2PRFIN20090730_174945_000000682081_00141_38772_4495.N1	30-JUL-2009 17:49:45	Bright	68.000	160	23Gam Per	2.9300	4700.0	136	38772	No
171	GOM_NL__2PRFIN20090730_175123_000000682081_00141_38772_4496.N1	30-JUL-2009 17:51:23	Bright	68.000	35	33Alp Per	1.7950	6250.0	136	38772	No
172	GOM_NL__2PRFIN20090730_175516_000000462081_00141_38772_4497.N1	30-JUL-2009 17:55:16	Bright	46.000	149	45Eps Per	2.8880	30000.	92	38772	No
173	GOM_NL__2PRFIN20090730_175818_000000542081_00141_38772_4498.N1	30-JUL-2009 17:58:18	Tw_i_and_stray	54.000	150	44Zet Per	2.8900	28000.	108	38772	No
174	GOM_NL__2PRFIN20090730_180302_000000522081_00141_38772_4499.N1	30-JUL-2009 18:03:02	Dark	52.000	13	87Alp Tau	0.86700	3800.0	104	38772	No
175	GOM_NL__2PRFIN20090730_181350_000000572081_00141_38772_4500.N1	30-JUL-2009 18:13:50	Dark	56.500	165	34Gam Eri	2.9500	3200.0	113	38772	No
176	GOM_NL__2PRFIN20090730_182314_000000462081_00141_38772_4501.N1	30-JUL-2009 18:23:14	Dark	45.500	157	The1Eri	2.9060	9300.0	91	38772	No
177	GOM_NL__2PRFIN20090730_183329_000000612081_00142_38773_4503.N1	30-JUL-2009 18:33:29	Straylight	60.500	84	Alp Phe	2.3970	4500.0	121	38773	No
178	GOM_NL__2PRFIN20090730_183905_000000522081_00142_38773_4504.N1	30-JUL-2009 18:39:05	Straylight	51.500	31	Alp Gru	1.7340	15200.	103	38773	No
179	GOM_NL__2PRFIN20090730_184215_000000462081_00142_38773_4505.N1	30-JUL-2009 18:42:15	Straylight	46.000	172	Gam Gru	3.0030	13100.	92	38773	No
180	GOM_NL__2PRFIN20090730_185004_000000542081_00142_38773_4506.N1	30-JUL-2009 18:50:04	Bright	54.000	142	49Del Cap	2.8500	8900.0	108	38773	No
181	GOM_NL__2PRFIN20090730_190705_000000452081_00142_38773_4507.N1	30-JUL-2009 19:07:05	Bright	44.500	92	53Eps Cyg	2.5000	4500.0	89	38773	No
182	GOM_NL__2PRFIN20090730_191010_000000622081_00142_38773_4508.N1	30-JUL-2009 19:10:10	Bright	62.000	19	50Alp Cyg	1.2460	10500.	124	38773	No
183	GOM_NL__2PRFIN20090730_191534_000000412081_00142_38773_4509.N1	30-JUL-2009 19:15:34	Bright	41.000	89	5Alp Cep	2.4510	8000.0	82	38773	No
184	GOM_NL__2PRFIN20090730_192209_000000512081_00142_38773_4510.N1	30-JUL-2009 19:22:09	Bright	51.000	74	11Bet Cas	2.2680	6600.0	102	38773	No
185	GOM_NL__2PRFIN20090730_192404_000000472081_00142_38773_4511.N1	30-JUL-2009 19:24:04	Bright	47.000	76	27Gam Cas	2.3000	30000.	94	38773	No
186	GOM_NL__2PRFIN20090730_193021_000000462081_00142_38773_4512.N1	30-JUL-2009 19:30:21	Bright	45.500	160	23Gam Per	2.9300	4700.0	91	38773	No
187	GOM_NL__2PRFIN20090730_193159_000000502081_00142_38773_4513.N1	30-JUL-2009 19:31:59	Bright	49.500	35	33Alp Per	1.7950	6250.0	99	38773	No
188	GOM_NL__2PRFIN20090730_193552_000000472081_00142_38773_4514.N1	30-JUL-2009 19:35:52	Bright	46.500	149	45Eps Per	2.8880	30000.	93	38773	No
189	GOM_NL__2PRFIN20090730_193854_000000552081_00142_38773_4515.N1	30-JUL-2009 19:38:54	Tw_i_and_stray	55.000	150	44Zet Per	2.8900	28000.	110	38773	No
190	GOM_NL__2PRFIN20090730_194338_000000522081_00142_38773_4516.N1	30-JUL-2009 19:43:38	Dark	51.500	13	87Alp Tau	0.86700	3800.0	103	38773	No
191	GOM_NL__2PRFIN20090730_195427_000000562081_00142_38773_4517.N1	30-JUL-2009 19:54:27	Dark	56.000	165	34Gam Eri	2.9500	3200.0	112	38773	No
192	GOM_NL__2PRFIN20090730_200351_000000462081_00142_38773_4518.N1	30-JUL-2009 20:03:51	Dark	45.500	157	The1Eri	2.9060	9300.0	91	38773	No
193	GOM_NL__2PRFIN20090730_201406_000000562081_00143_38774_4519.N1	30-JUL-2009 20:14:06	Straylight	56.000	84	Alp Phe	2.3970	4500.0	112	38774	No
194	GOM_NL__2PRFIN20090730_201942_000000452081_00143_38774_4520.N1	30-JUL-2009 20:19:42	Straylight	44.500	31	Alp Gru	1.7340	15200.	89	38774	No
195	GOM_NL__2PRFIN20090730_202251_000000452081_00143_38774_4521.N1	30-JUL-2009 20:22:51	Straylight	45.000	172	Gam Gru	3.0030	13100.	90	38774	No
196	GOM_NL__2PRFIN20090730_203040_000000542081_00143_38774_4522.N1	30-JUL-2009 20:30:40	Bright	53.500	142	49Del Cap	2.8500	8900.0	107	38774	No
197	GOM_NL__2PRFIN20090730_204740_000000452081_00143_38774_4523.N1	30-JUL-2009 20:47:40	Bright	44.500	92	53Eps Cyg	2.5000	4500.0	89	38774	No
198	GOM_NL__2PRFIN20090730_205046_000000392081_00143_38774_4524.N1	30-JUL-2009 20:50:46	Bright	39.000	19	50Alp Cyg	1.2460	10500.	78	38774	No
199	GOM_NL__2PRFIN20090730_205610_000000412081_00143_38774_4525.N1	30-JUL-2009 20:56:10	Bright	41.000	89	5Alp Cep	2.4510	8000.0	82	38774	No
200	GOM_NL__2PRFIN20090730_210244_000000522081_00143_38774_4526.N1	30-JUL-2009 21:02:44	Bright	51.500	74	11Bet Cas	2.2680	6600.0	103	38774	No
201	GOM_NL__2PRFIN20090730_210439_000000502081_00143_38774_4527.N1	30-JUL-2009 21:04:39	Bright	50.000	76	27Gam Cas	2.3000	30000.	100	38774	No
202	GOM_NL__2PRFIN20090730_211056_000000592081_00143_38774_4528.N1	30-JUL-2009 21:10:56	Bright	58.500	160	23Gam Per	2.9300	4700.0	117	38774	No
203	GOM_NL__2PRFIN20090730_211234_000000512081_00143_38774_4529.N1	30-JUL-2009 21:12:34	Bright	51.000	35	33Alp Per	1.7950	6250.0	102	38774	No
204	GOM_NL__2PRFIN20090730_211628_000000492081_00143_38774_4530.N1	30-JUL-2009 21:16:28	Bright	48.500	149	45Eps Per	2.8880	30000.	97	38774	No
205	GOM_NL__2PRFIN20090730_211930_000000552081_00143_38774_4531.N1	30-JUL-2009 21:19:30	Tw_i_and_stray	54.500	150	44Zet Per	2.8900	28000.	109	38774	No
206	GOM_NL__2PRFIN20090730_212415_000000552081_00143_38774_4532.N1	30-JUL-2009 21:24:15	Dark	55.000	13	87Alp Tau	0.86700	3800.0	110	38774	No
207	GOM_NL__2PRFIN20090730_213503_000000532081_00143_38774_4533.N1	30-JUL-2009 21:35:03	Dark	53.000	165	34Gam Eri	2.9500	3200.0	106	38774	No
208	GOM_NL__2PRFIN20090730_214428_000000452081_00143_38774_4534.N1	30-JUL-2009 21:44:28	Dark	45.000	157	The1Eri	2.9060	9300.0	90	38774	No
209	GOM_NL__2PRFIN20090730_215443_000000662081_00144_38775_4535.N1	30-JUL-2009 21:54:43	Straylight	65.500	84	Alp Phe	2.3970	4500.0	131	38775	No
210	GOM_NL__2PRFIN20090730_220019_000000442081_00144_38775_4536.N1	30-JUL-2009 22:00:19	Straylight	43.500	31	Alp Gru	1.7340	15200.	87	38775	No
211	GOM_NL__2PRFIN20090730_220328_000000442081_00144_38775_4537.N1	30-JUL-2009 22:03:28	Straylight	44.000	172	Gam Gru	3.0030	13100.	88	38775	No
212	GOM_NL__2PRFIN20090730_221116_000000532081_00144_38775_4538.N1	30-JUL-2009 22:11:16	Bright	52.500	142	49Del Cap	2.8500	8900.0	105	38775	No
213	GOM_NL__2PRFIN20090730_222815_000000452081_00144_38775_4539.N1	30-JUL-2009 22:28:15	Bright	44.500	92	53Eps Cyg	2.5000	4500.0	89	38775	No
214	GOM_NL__2PRFIN20090730_223121_000000442081_00144_38775_4540.N1	30-JUL-2009 22:31:21	Bright	44.000	19	50Alp Cyg	1.2460	10500.	88	38775	No
215	GOM_NL__2PRFIN20090730_223645_000000372081_00144_38775_4541.N1	30-JUL-2009 22:36:45	Bright	37.000	89	5Alp Cep	2.4510	8000.0	74	38775	No
216	GOM_NL__2PRFIN20090730_224319_000000482081_00144_38775_4542.N1	30-JUL-2009 22:43:19	Bright	47.500	74	11Bet Cas	2.2680	6600.0	95	38775	No
217	GOM_NL__2PRFIN20090730_224515_000000502081_00144_38775_4543.N1	30-JUL-2009 22:45:15	Bright	50.000	76	27Gam Cas	2.3000	30000.	100	38775	No
218	GOM_NL__2PRFIN20090730_225132_000000512081_00144_38775_4544.N1	30-JUL-2009 22:51:32	Bright	50.500	160	23Gam Per	2.9300	4700.0	101	38775	No
219	GOM_NL__2PRFIN20090730_225310_000000472081_00144_38775_4545.N1	30-JUL-2009 22:53:10	Bright	47.000	35	33Alp Per	1.7950	6250.0	94	38775	No

220	GOM_NL__2PRFIN20090730_225703_000000472081_00144_38775_4546.N1	30-JUL-2009 22:57:03	Bright	46.500	149	45Eps Per	2.8880	30000.	93	38775	No
221	GOM_NL__2PRFIN20090730_230006_000000532081_00144_38775_4547.N1	30-JUL-2009 23:00:06	Twilight_stray	52.500	150	44Zet Per	2.8900	28000.	105	38775	No
222	GOM_NL__2PRFIN20090730_230451_000000582081_00144_38775_4548.N1	30-JUL-2009 23:04:51	Dark	57.500	13	87Alp Tau	0.86700	3800.0	115	38775	No
223	GOM_NL__2PRFIN20090730_231540_000000572081_00144_38775_4549.N1	30-JUL-2009 23:15:40	Dark	56.500	165	34Gam Eri	2.9500	3200.0	113	38775	No
224	GOM_NL__2PRFIN20090730_232505_000000462081_00144_38775_4550.N1	30-JUL-2009 23:25:05	Dark	46.000	157	The1Eri	2.9060	9300.0	92	38775	No
225	GOM_NL__2PRFIN20090730_233520_000000542081_00145_38776_4552.N1	30-JUL-2009 23:35:20	Straylight	53.500	84	Alp Phe	2.3970	4500.0	107	38776	No
226	GOM_NL__2PRFIN20090730_234055_000000452081_00145_38776_4553.N1	30-JUL-2009 23:40:55	Straylight	44.500	31	Alp Gru	1.7340	15200.	89	38776	No
227	GOM_NL__2PRFIN20090730_234404_000000472081_00145_38776_4554.N1	30-JUL-2009 23:44:04	Straylight	46.500	172	Gam Gru	3.0030	13100.	93	38776	No
228	GOM_NL__2PRFIN20090730_235152_000000552081_00145_38776_4555.N1	30-JUL-2009 23:51:52	Bright	54.500	142	49Del Cap	2.8500	8900.0	109	38776	No

3. Quality information per product

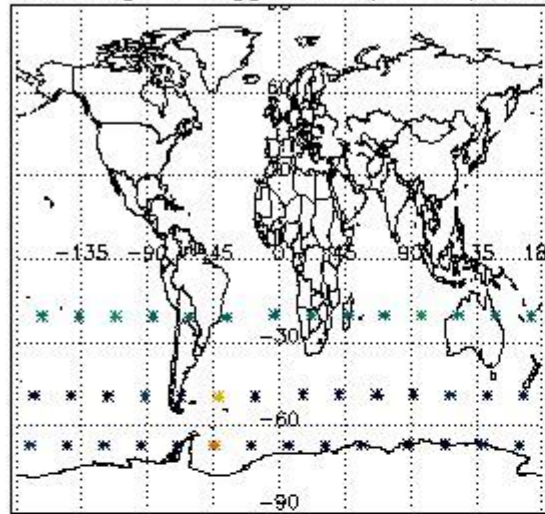
In this section it is plotted some information contained in the Quality Summary data set of the level 2 products. Only products in dark limb conditions and without errors (error flag in the MPH set to "0") are used.

3.1 Plot quality information per product (time dependant)

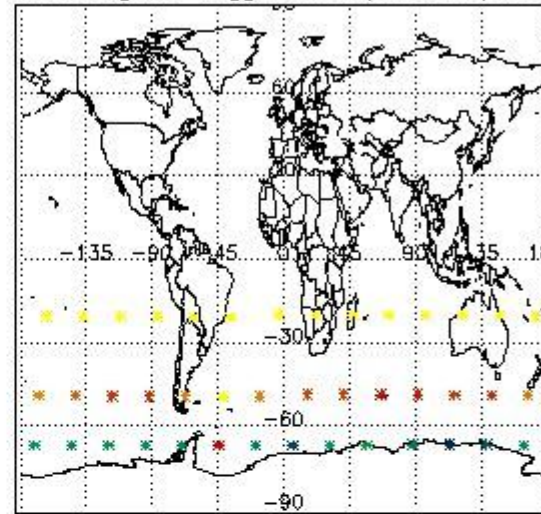


3.2 Plot quality information per product (world map)

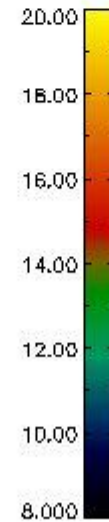
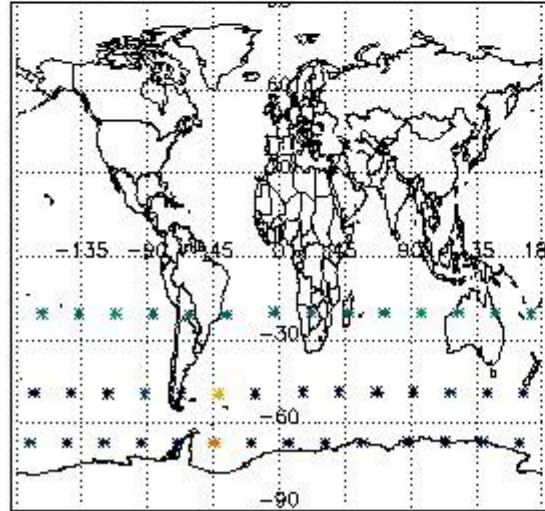
Percentage of flagged data per O3 profile



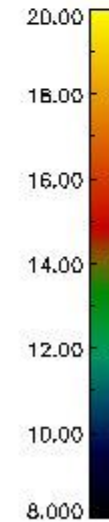
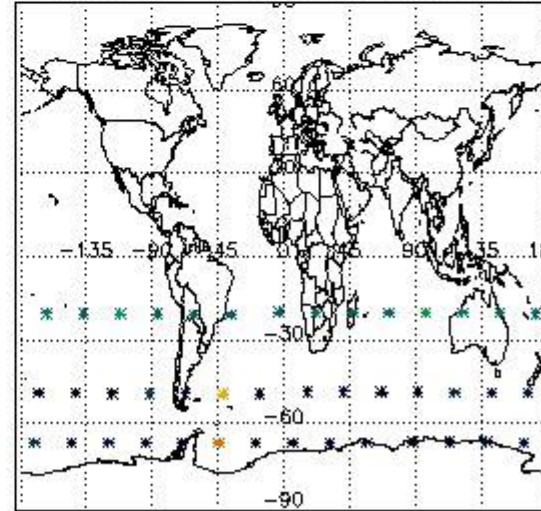
Percentage of flagged data per H2O profile



Percentage of flagged data per NO2 profile



Percentage of flagged data per NO3 profile

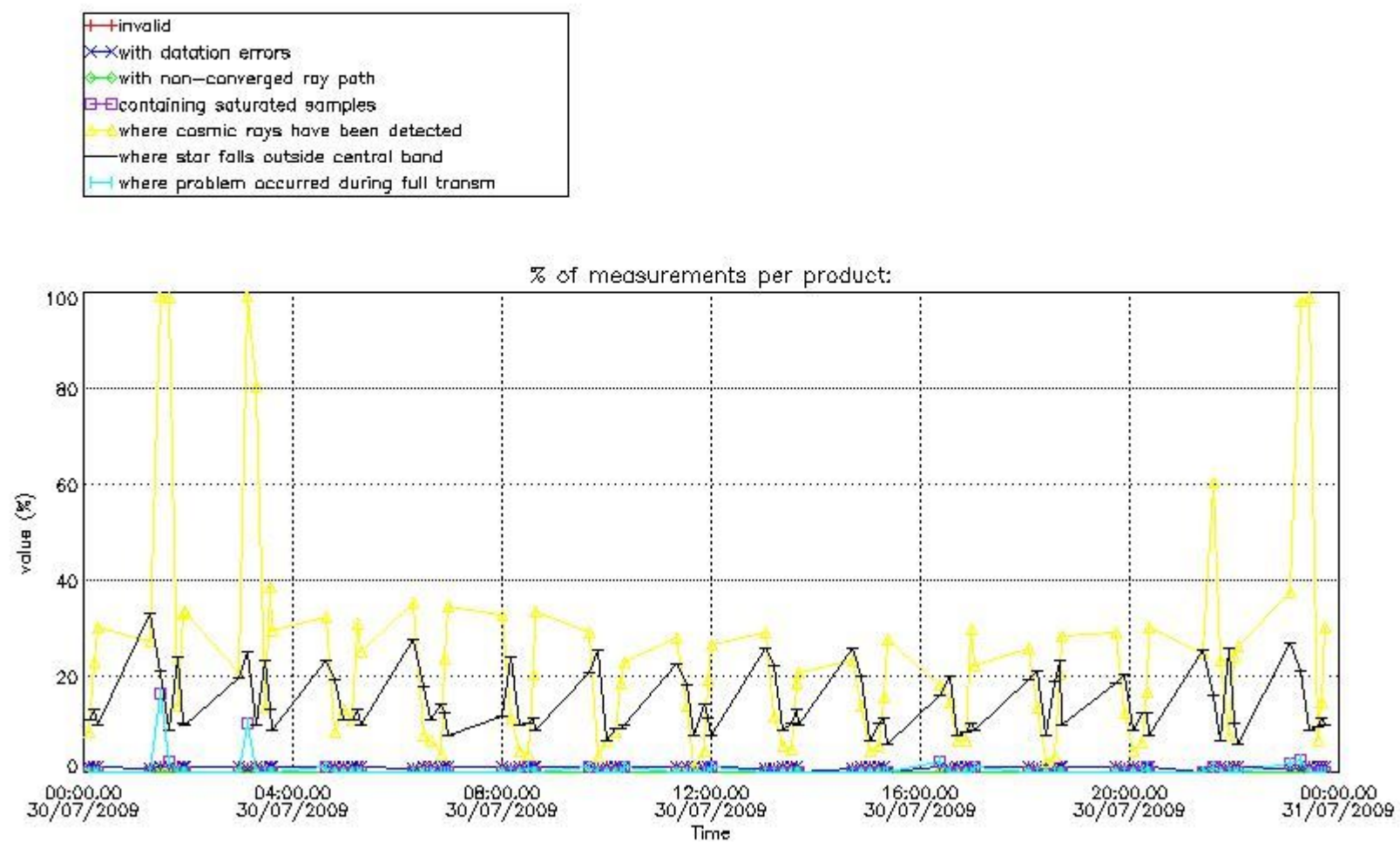


4. Level 1 quality information per product

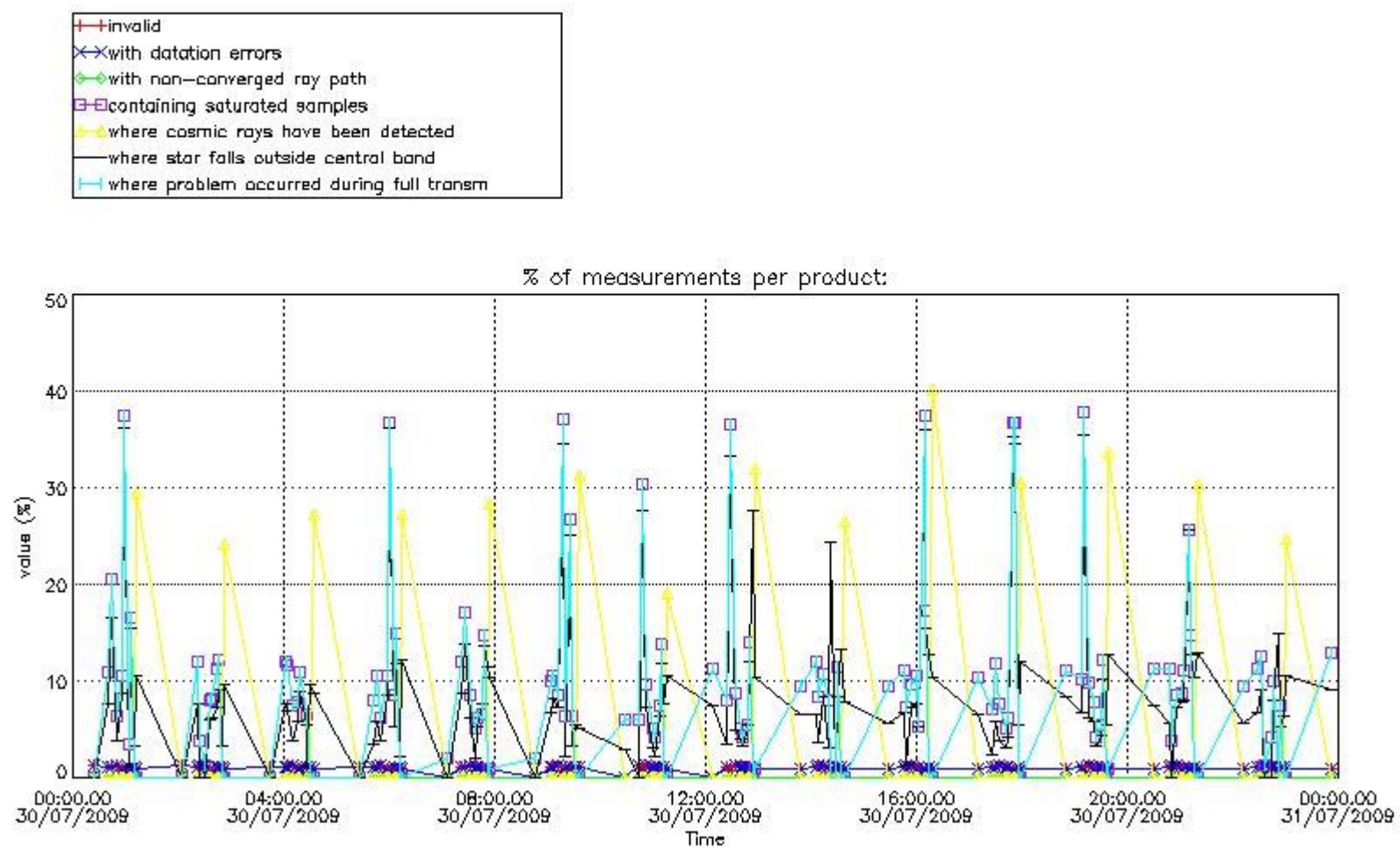
In this section it is plotted some information contained in the Quality Summary data set of the level 2 products that comes from the level 1b processing. Products without errors (error flag in the MPH set to "0") are used.

4.1 Plot quality information per product (time dependant) coming from level 1b processing

4.1.1 Plot level 1 quality information per product (time dependant): ENVISAT ASCENDING passes



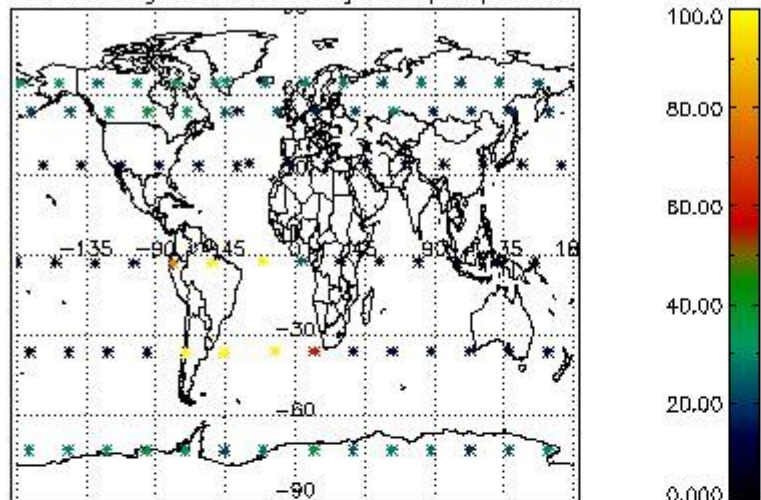
4.1.2 Plot level 1 quality information per product (time dependant): ENVI SAT DESCENDING passes



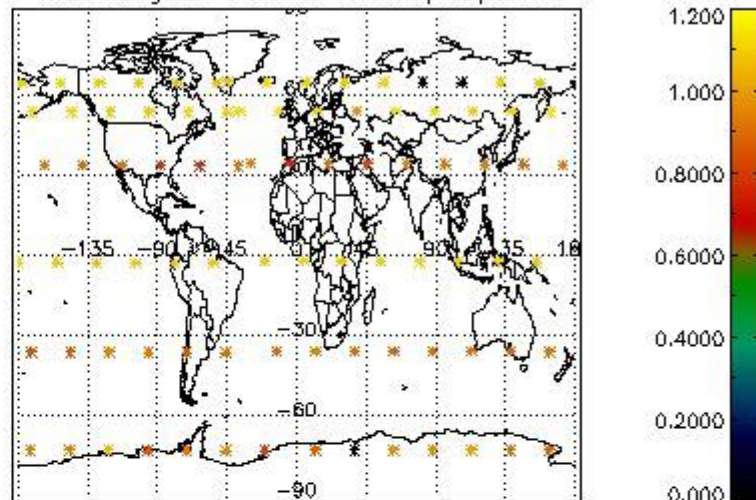
4.2 Plot quality information per product coming from level 1b processing (world map)

4.2.1 Plot level 1 quality information per product (world map): ENVISAT ASCENDING passes

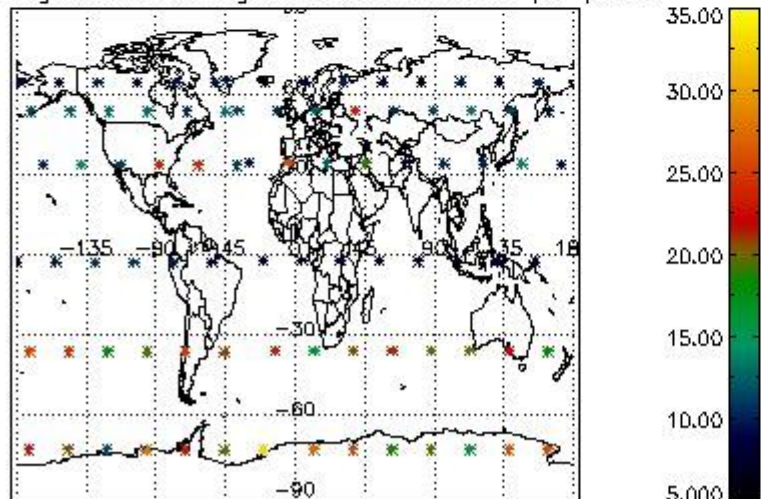
Percentage of cosmic ray hits per profile



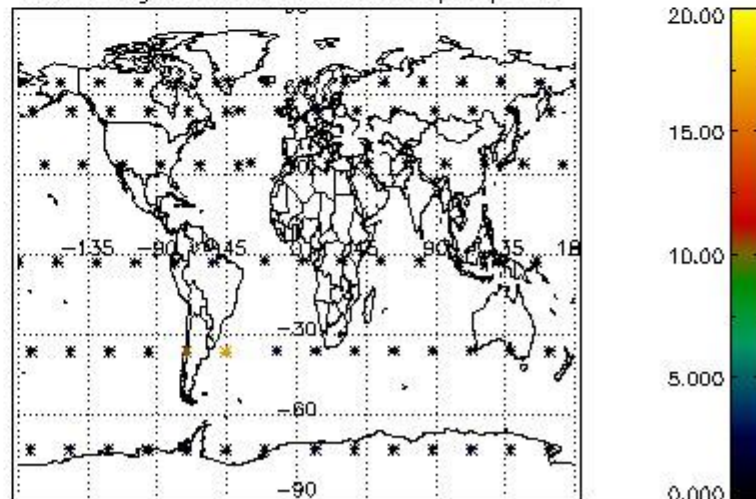
Percentage of datation errors per profile



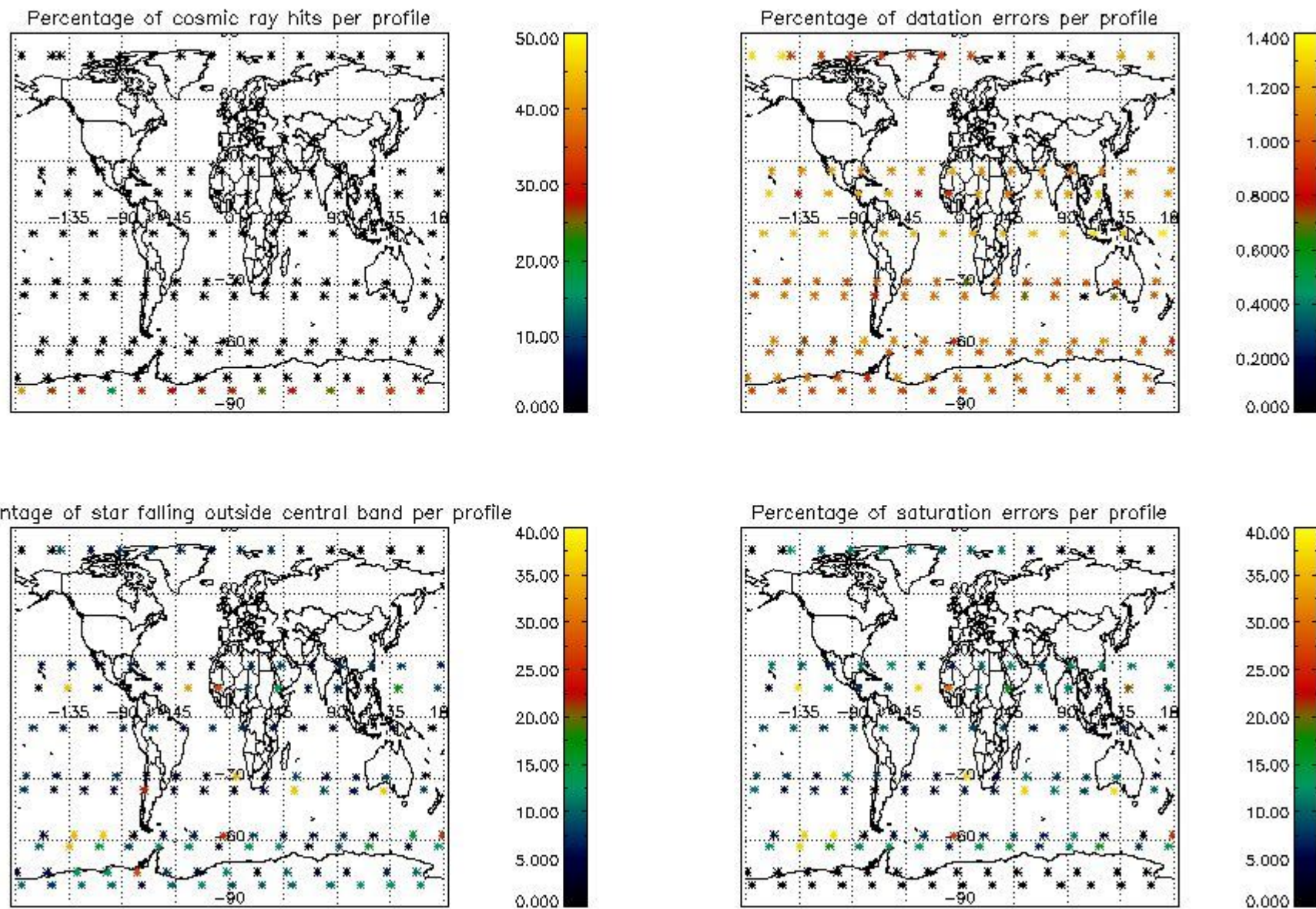
Percentage of star falling outside central band per profile



Percentage of saturation errors per profile



4.2.2 Plot level 1 quality information per product (world map): ENVISAT DESCENDING passes



5. Trace gas profiles

5.1 Ozone statistics based on quality of products

The final quality of the products can be "measured" using the STD (Standard Deviation) attached to every point profile. This information is written to the parameter GOM_NL__2P/NL_LOCAL_SPECIES_DENSITY/o3_std of the level 2 products. The table below shows the statistics for given STD ranges.

The statistics are given with respect to the overall valid production:

- Products without fatal errors: GOM_NL__2P/MPH/PRODUCT_ERR=0
- Valid point profile: GOM_NL__2P/NL_LOCAL_SPECIES_DENSITY/pcd(0)=0

The 'Criteria' is applied to valid points of dark limb products:

- Products in dark limb illumination condition: GOM_NL__2P/NL_SUMMARY_QUALITY/obs_ill_cond=0
- Products without fatal errors: GOM_NL__2P/MPH/PRODUCT_ERR=0
- Valid point profile: GOM_NL__2P/NL_LOCAL_SPECIES_DENSITY/pcd(0)=0

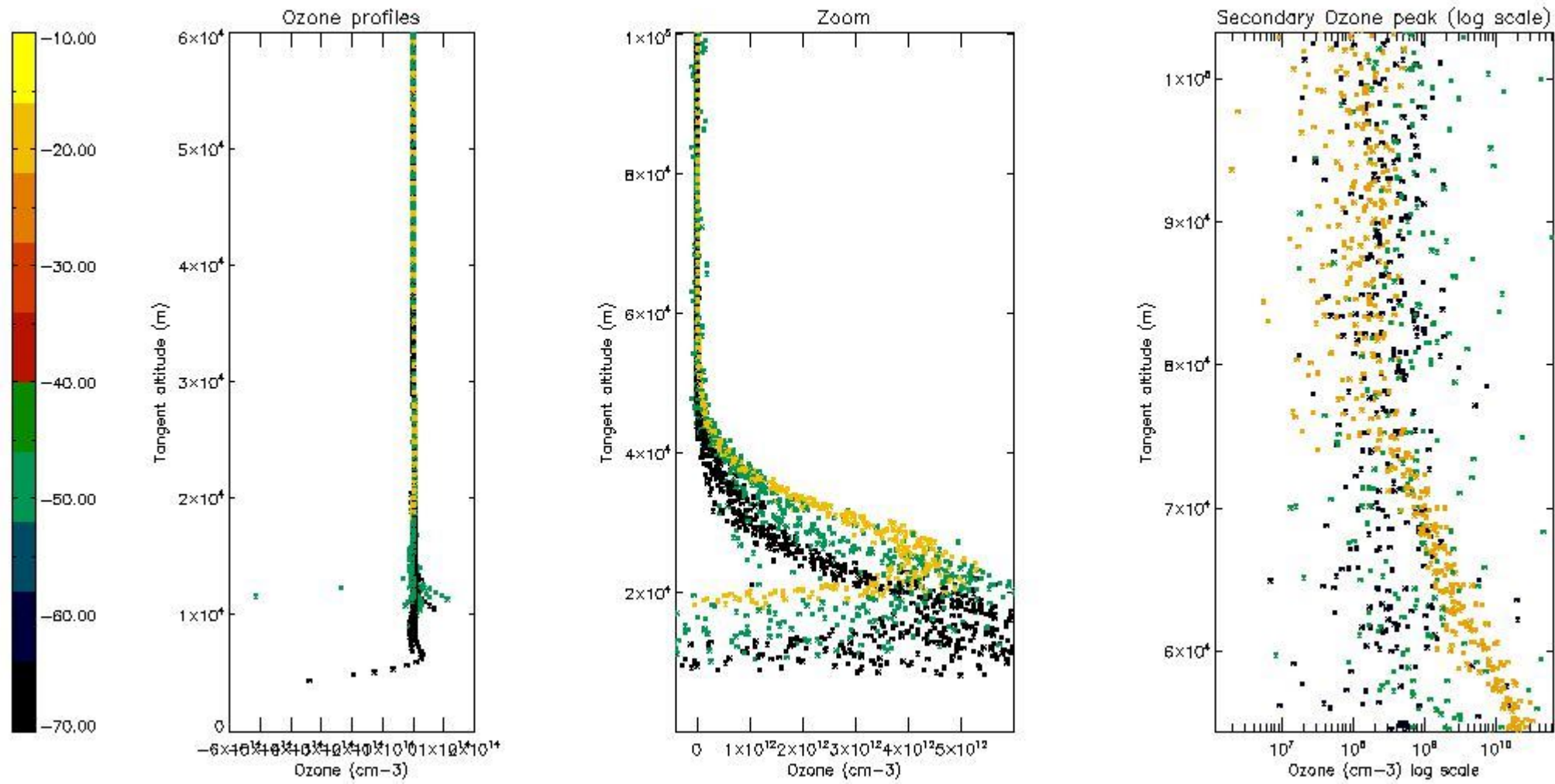
So, the table below shows the percentage of dark limb and valid observations for each criteria with respect to the overall valid daily observations.

Criteria	% of total production
All STD	20
STD < 20	6

STD < 10	3
STD < 5	0

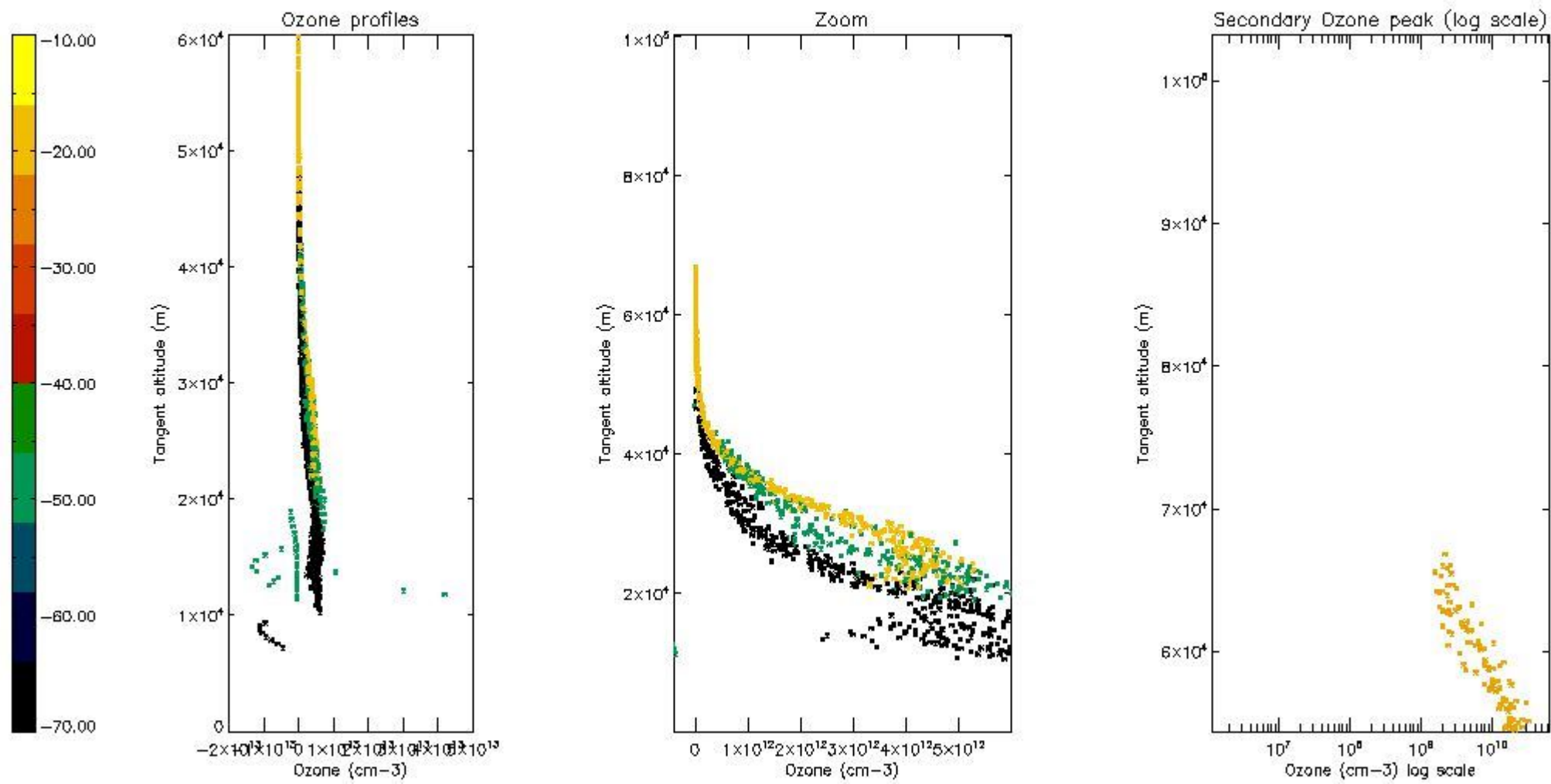
5.2 Plot ozone profiles for all STD (dark without errors)

The colorbar represents the latitude.



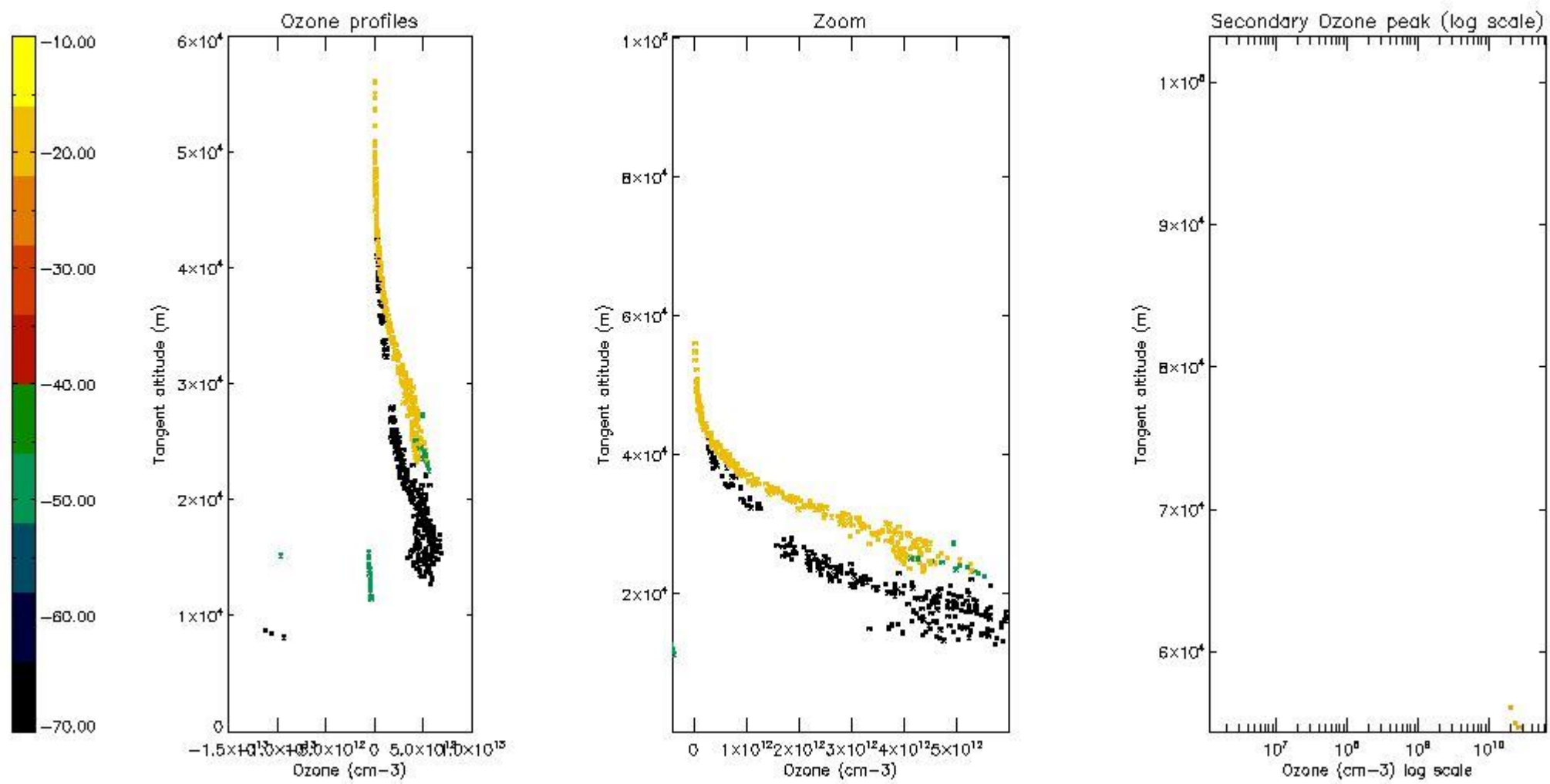
5.3 Plot ozone profiles where STD < 20% (dark without errors)

The colorbar represents the latitude.



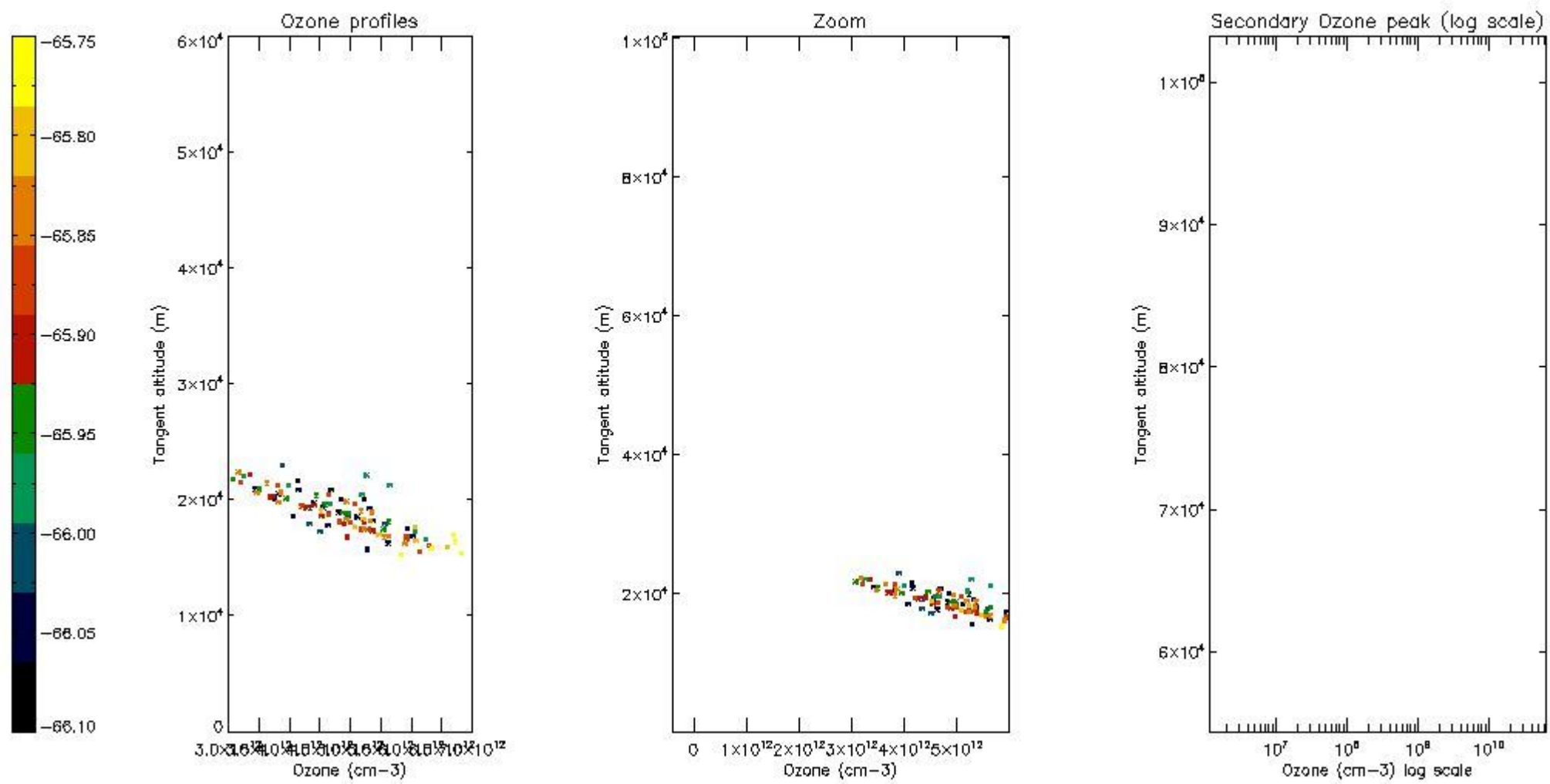
5.4 Plot ozone profiles where STD < 10% (dark without errors)

The colorbar represents the latitude.



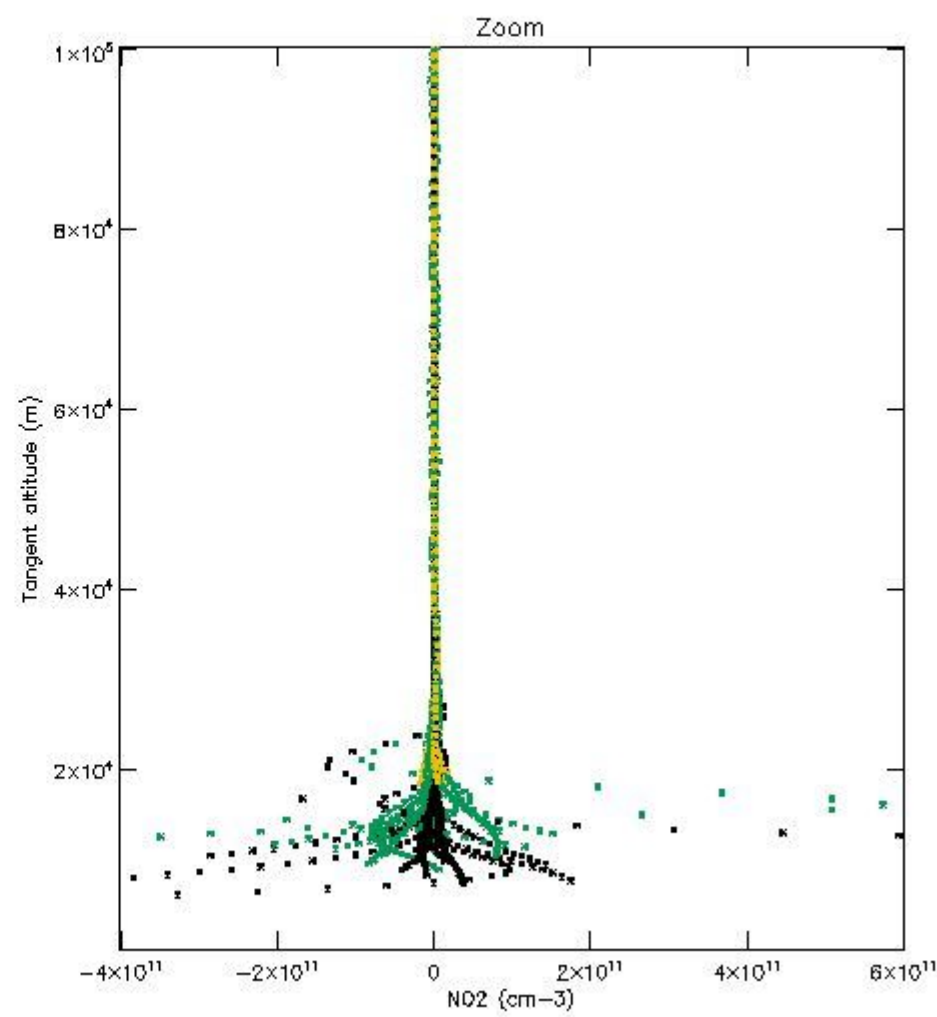
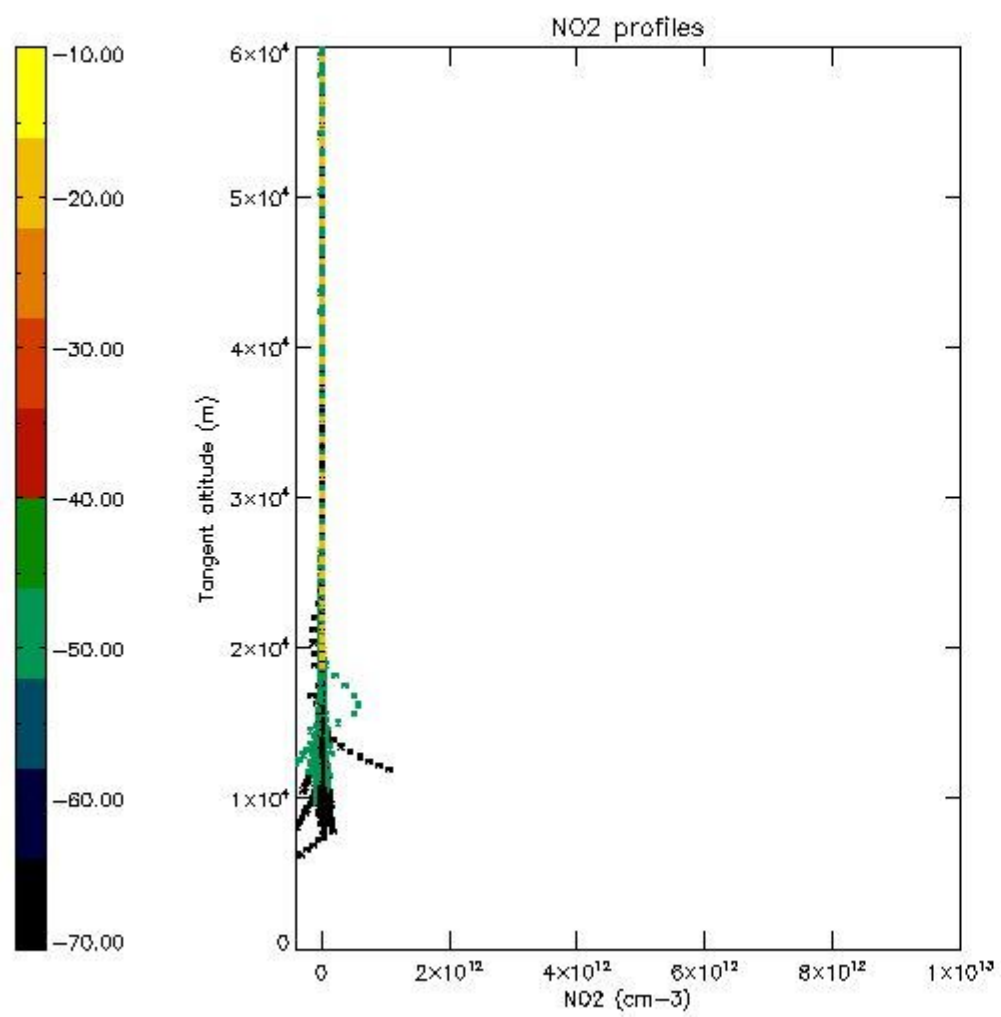
5.5 Plot ozone profiles where STD < 5% (dark without errors)

The colorbar represents the latitude.



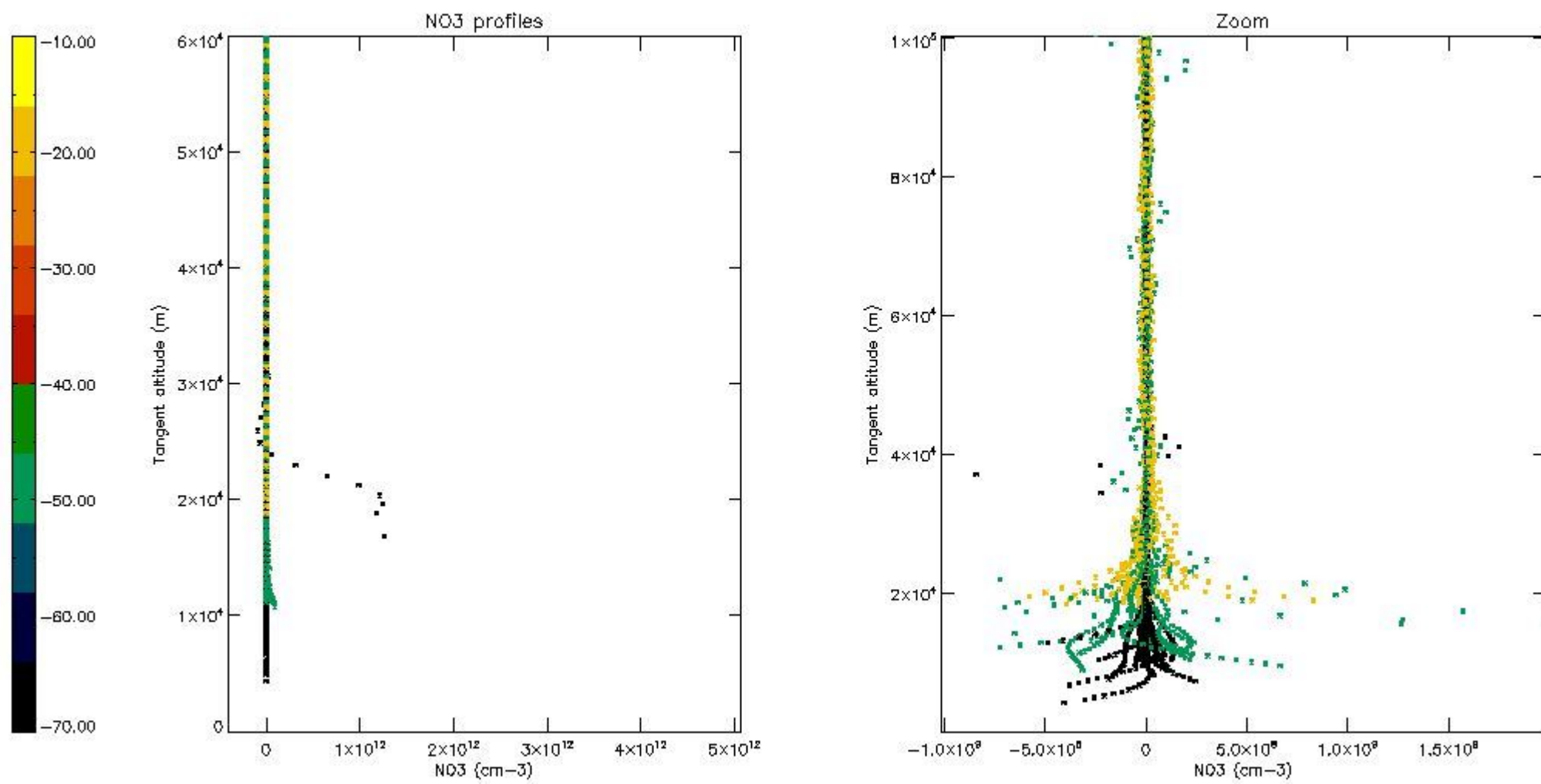
5.6 Plot NO₂ profiles for all STD (dark without errors)

The colorbar represents the latitude.



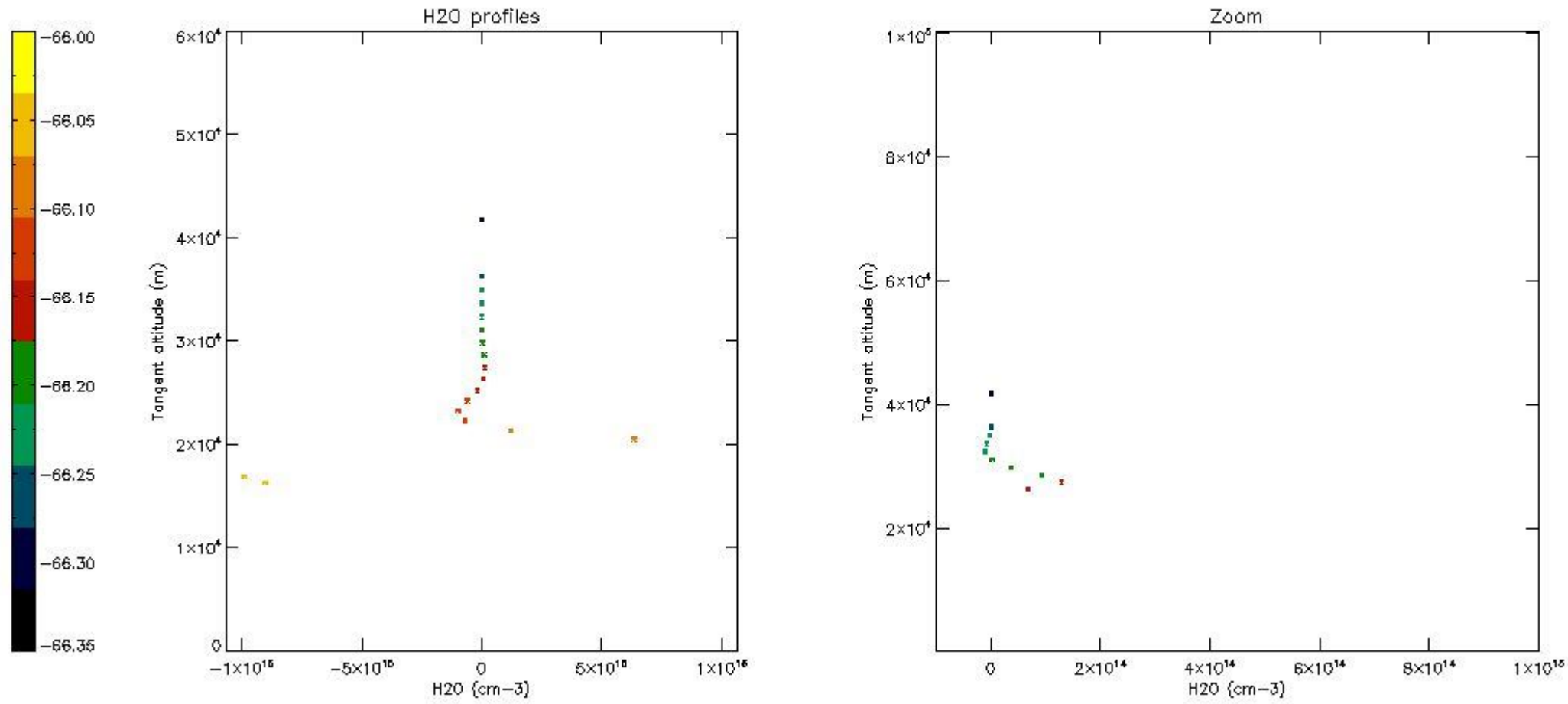
5.7 Plot NO3 profiles for all STD (dark without errors)

The colorbar represents the latitude.



5.8 Plot H2O profiles for all STD (only for occultations of stars 1,2,3,4,13,14,16,26,63 dark without errors)

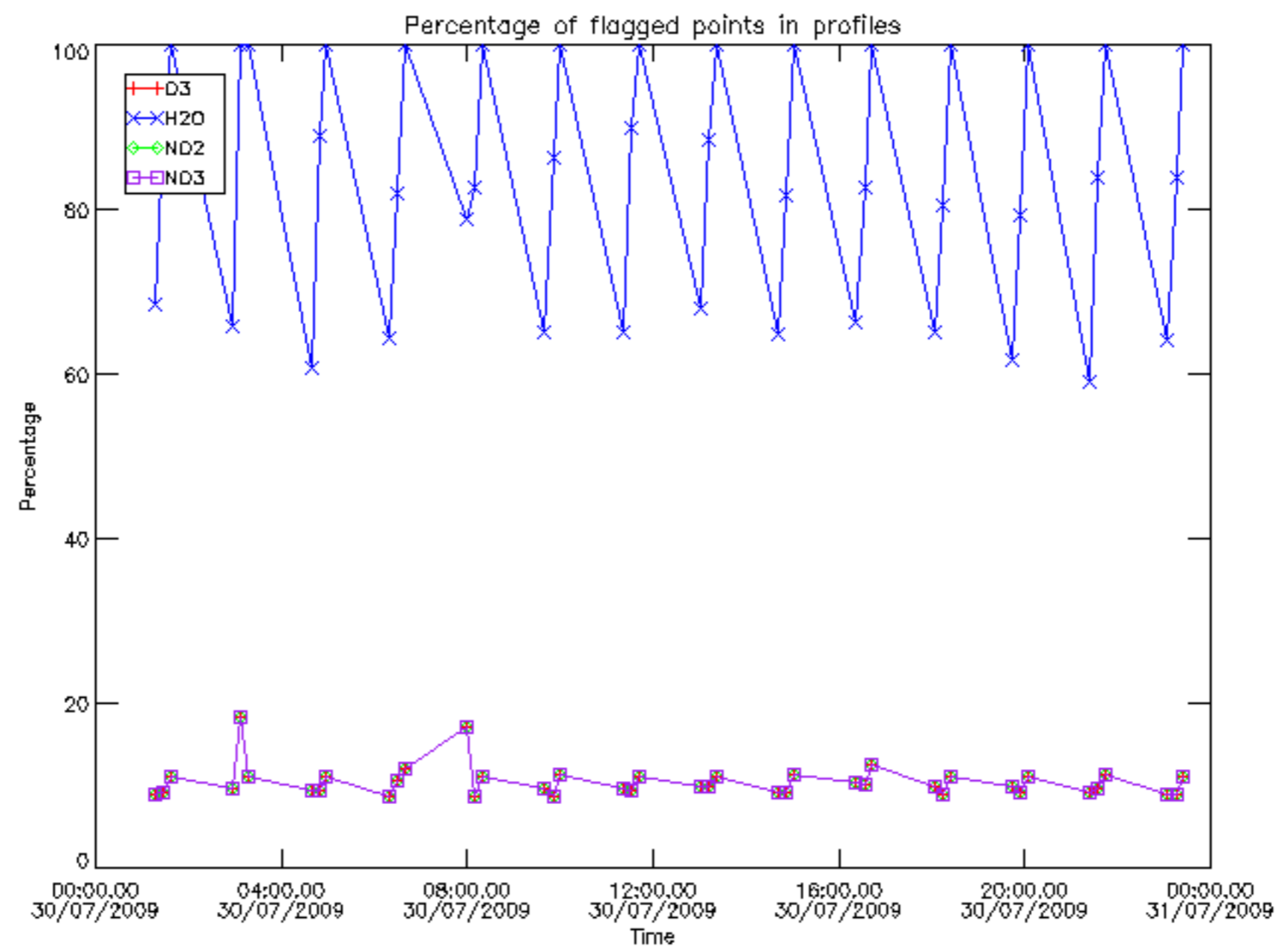
The colorbar represents the latitude.



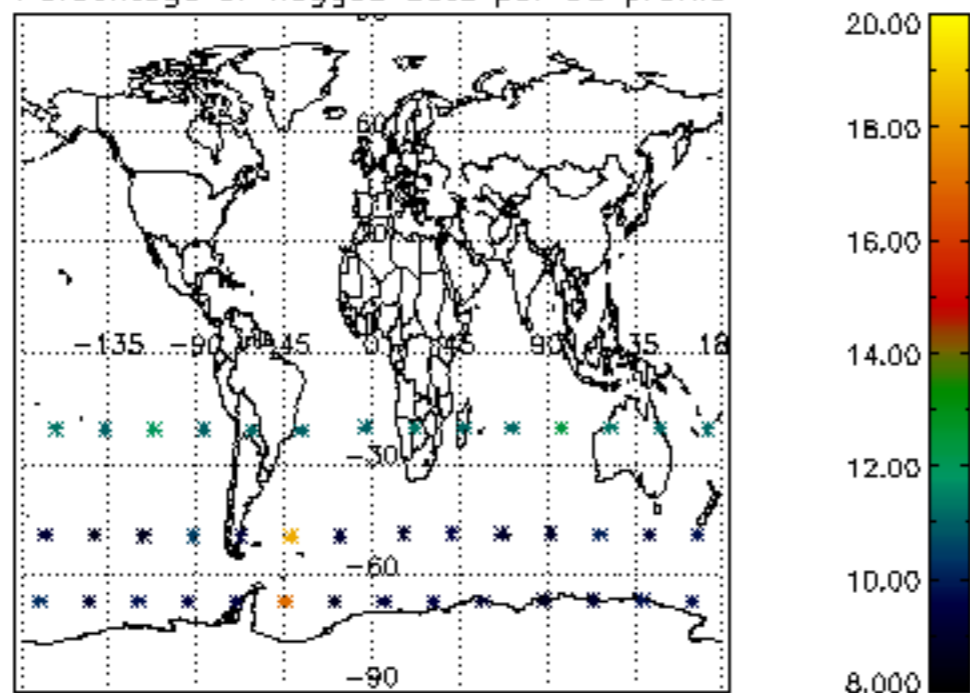
6. Auxiliary Data Files used for the production reported in section 2

The number reported in the third column indicates since which file (see list in section 2) the corresponding auxiliary file has been used. The fourth column is the date of those product files.

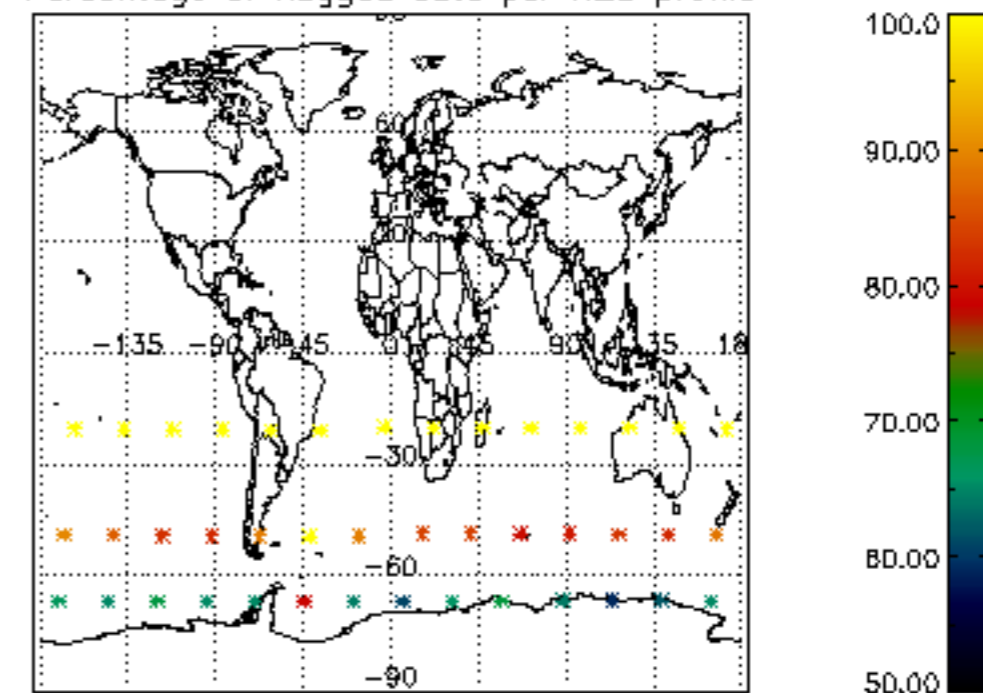
Type	Auxiliary Filename	Used since product	Used since product date
INST_PHYS_CHARACTERISTICS	GOM_INS_AXVIEC20091111_143220_20030716_120000_20500101_000000	1	30-JUL-2009 00:06:42
LEVEL-2_PROC_CONFIG	GOM_PR2_AXVIEC20091111_152718_20020301_000000_20500101_000000	1	30-JUL-2009 00:06:42
CROSS_SECTIONS_FILE	GOM_CRS_AXVIEC20091111_154832_20020301_000000_20500101_000000	1	30-JUL-2009 00:06:42



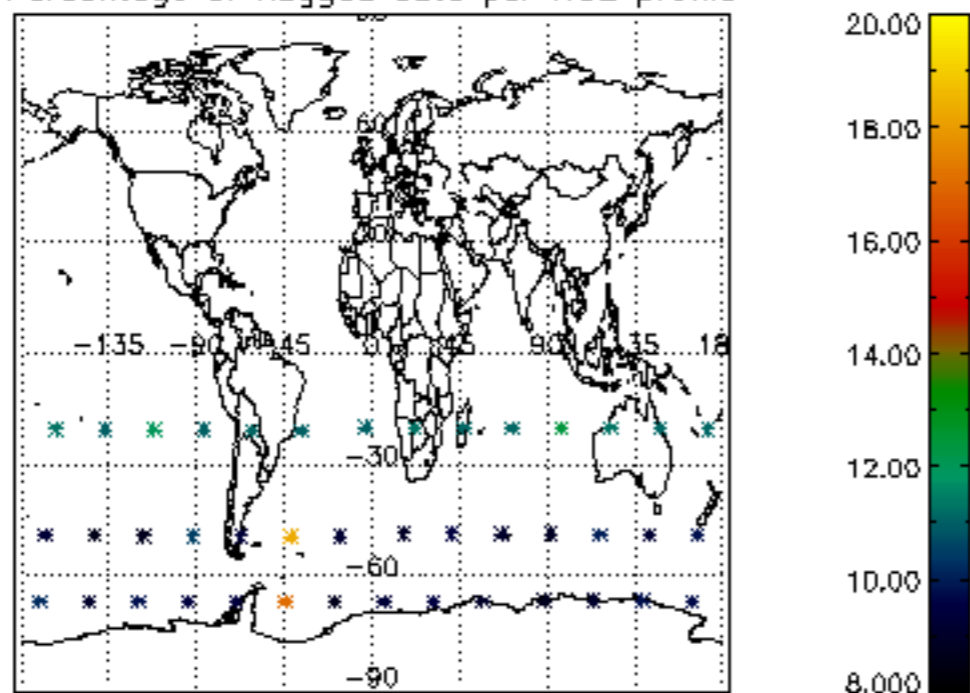
Percentage of flagged data per D3 profile



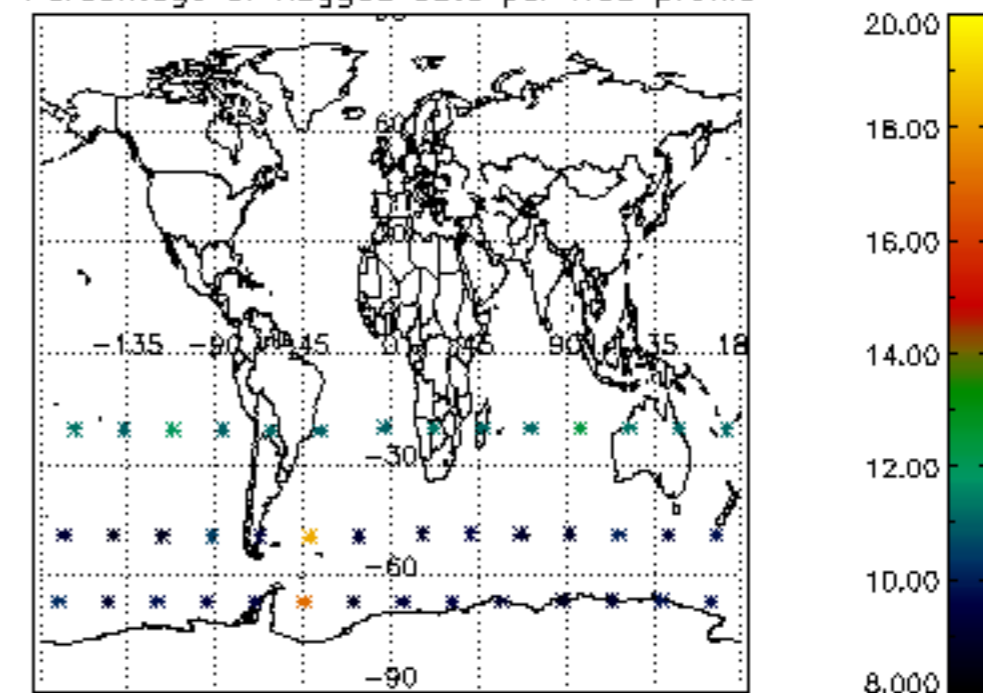
Percentage of flagged data per H2O profile

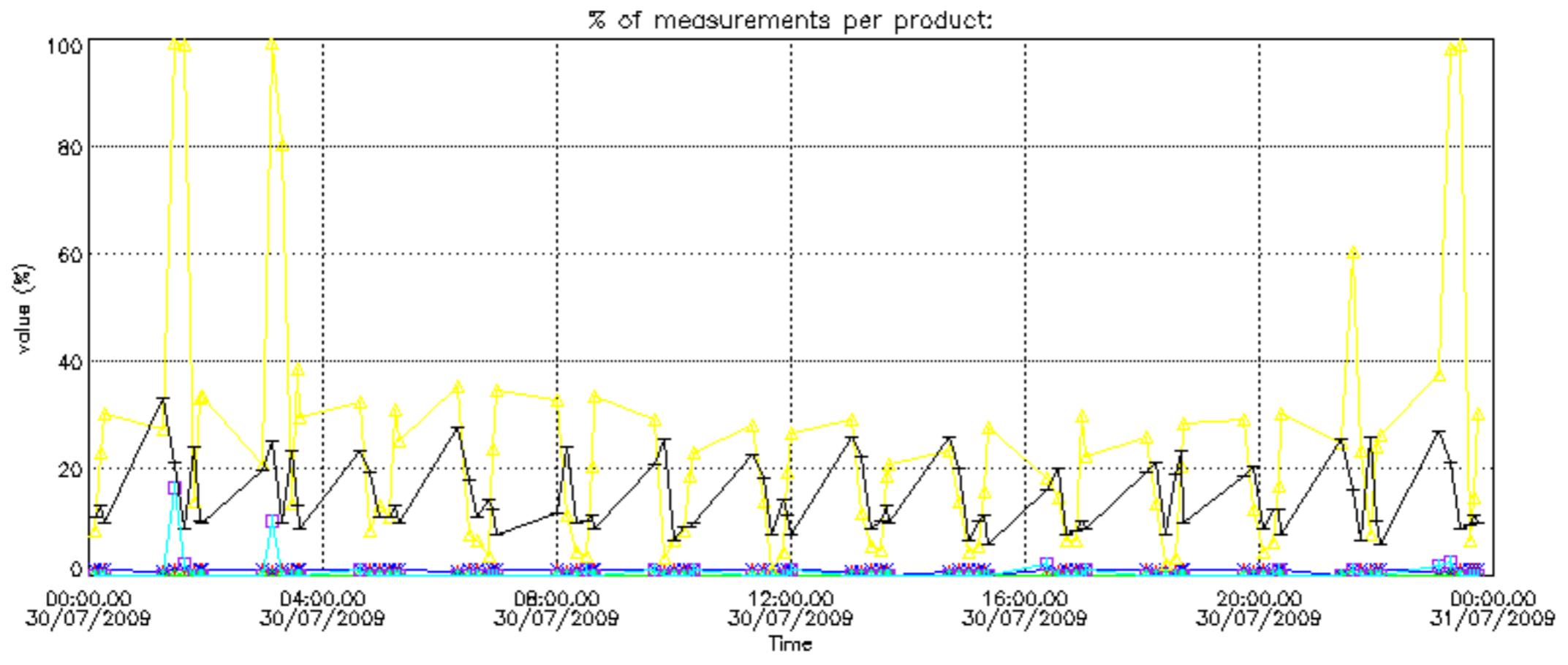


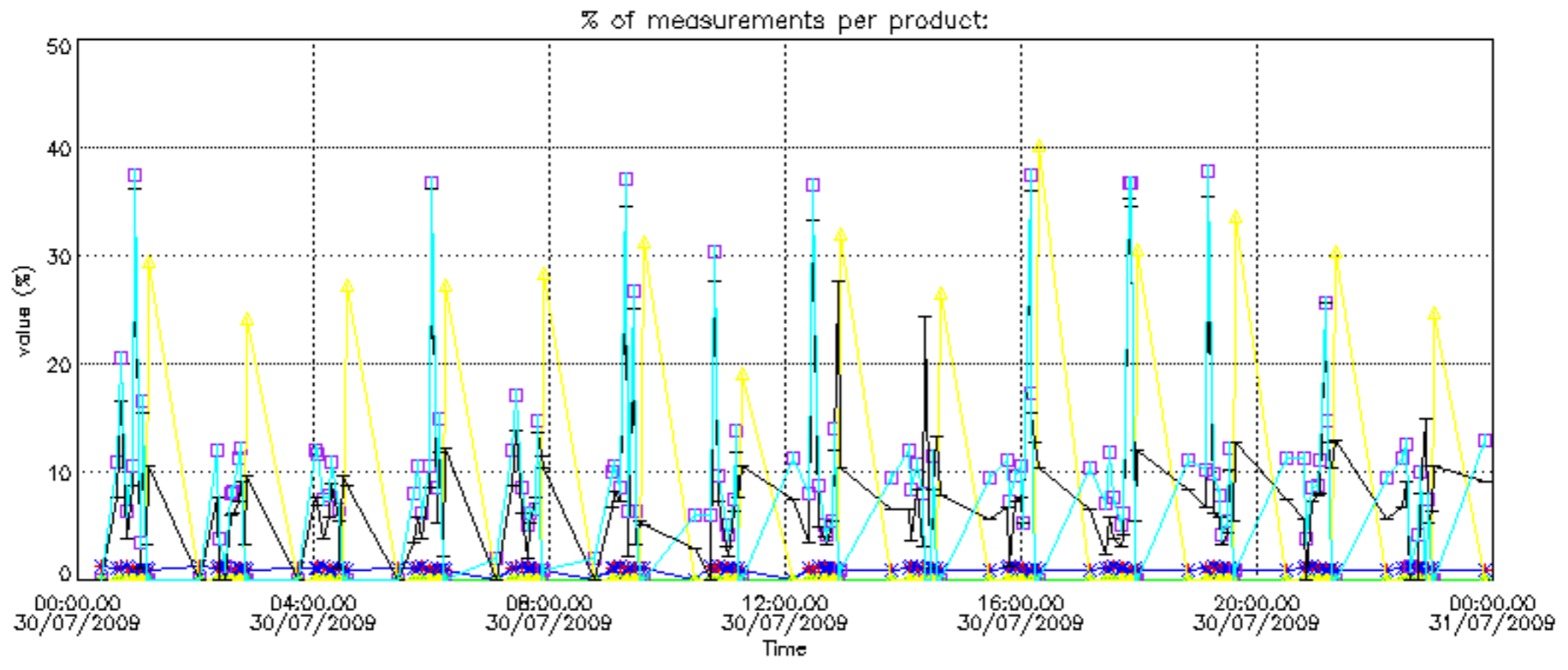
Percentage of flagged data per NO2 profile



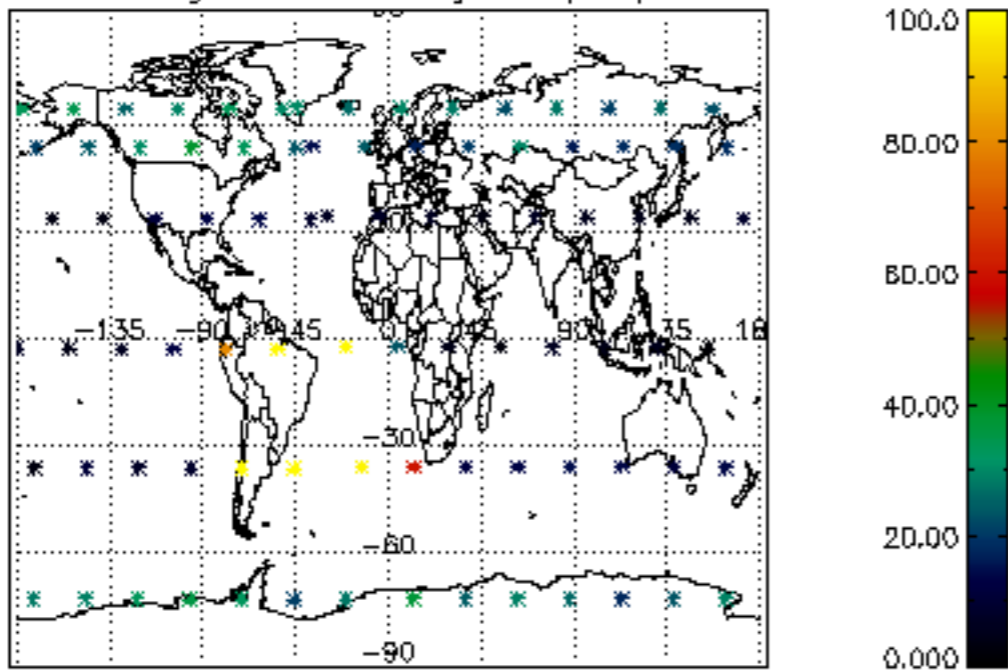
Percentage of flagged data per NO3 profile



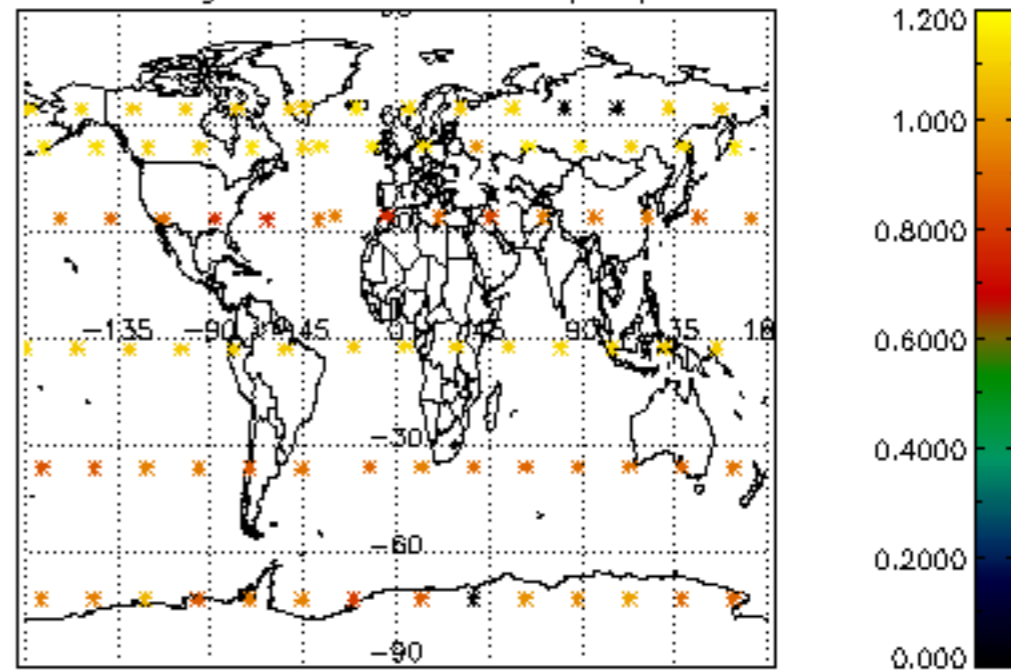




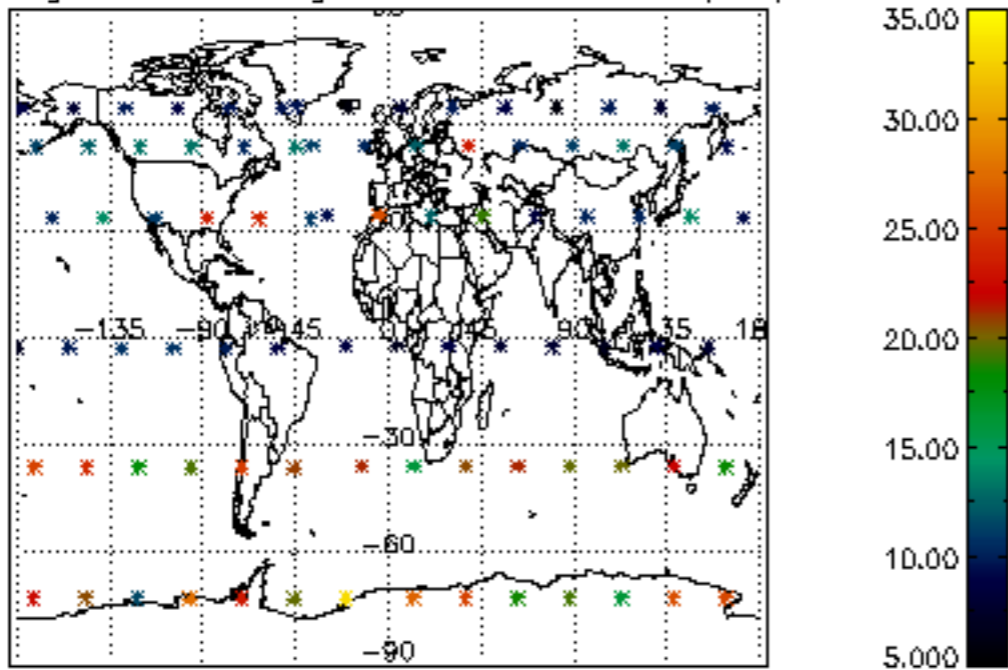
Percentage of cosmic ray hits per profile



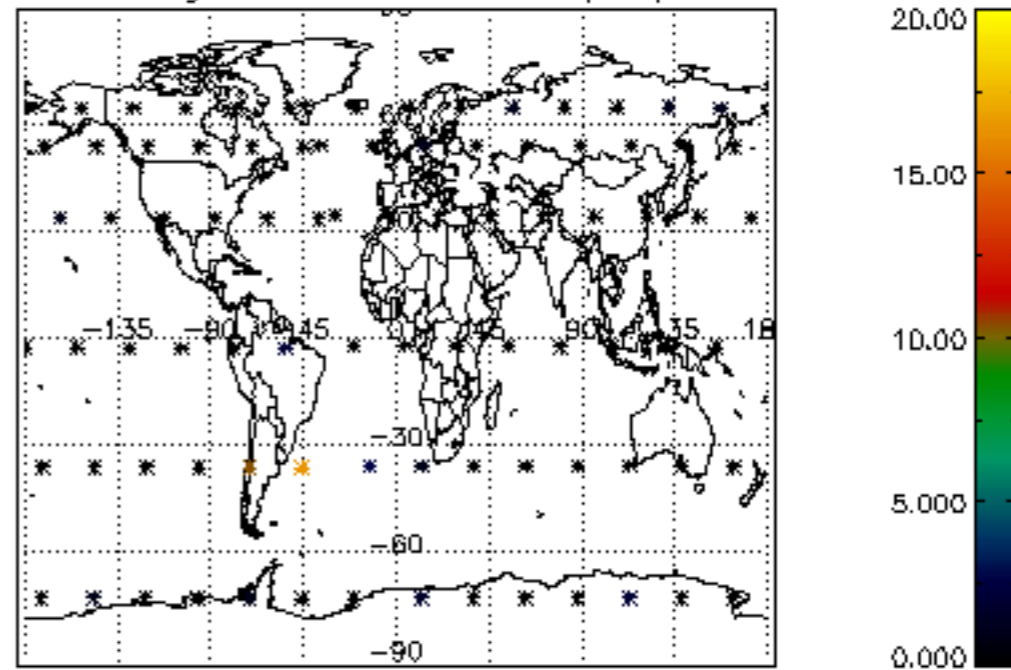
Percentage of datation errors per profile



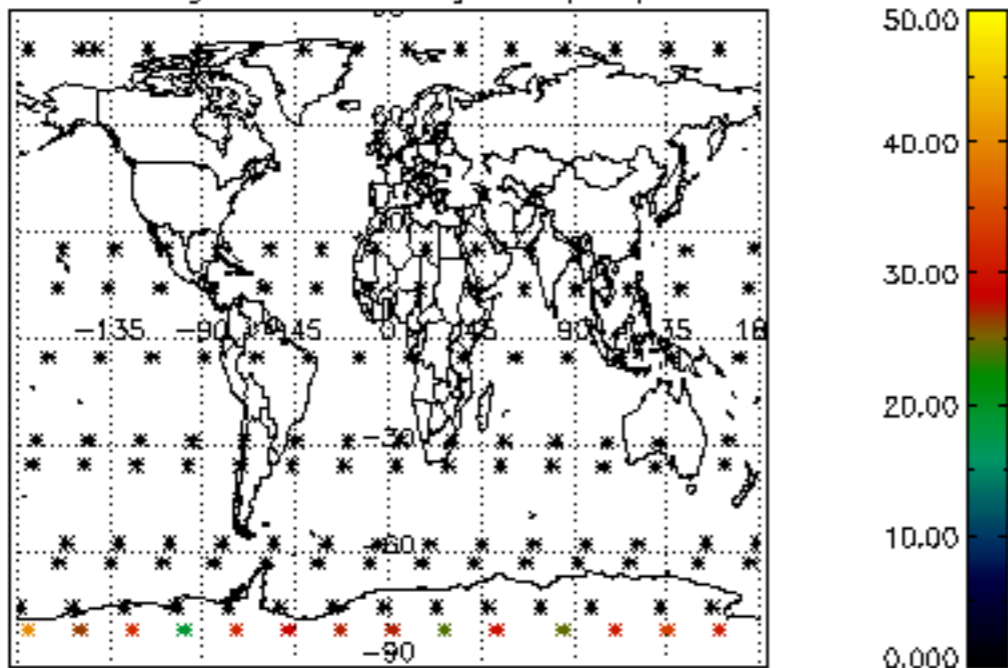
Percentage of star falling outside central band per profile



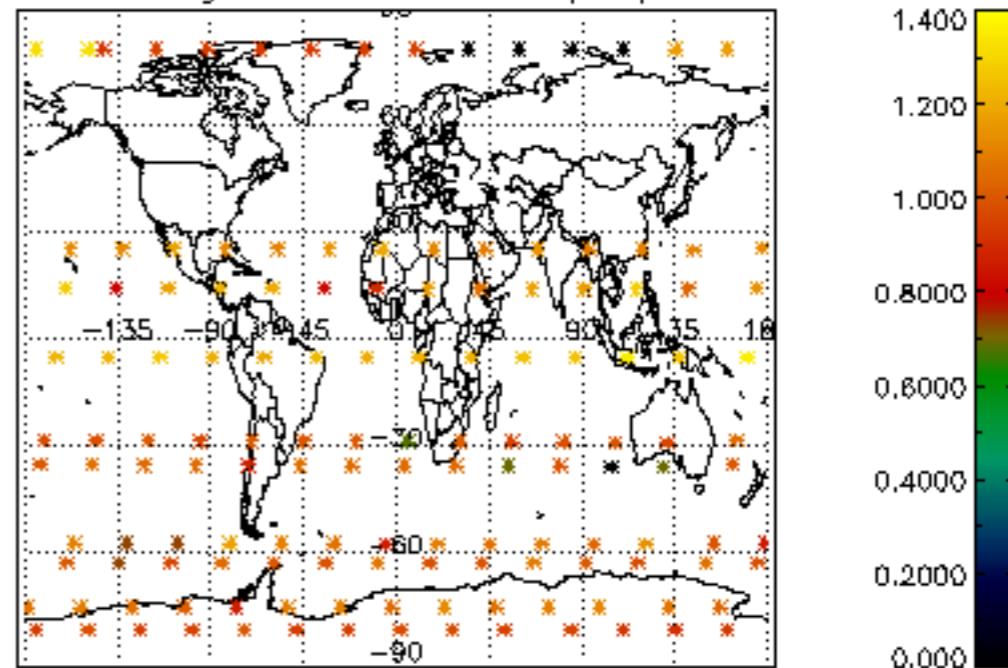
Percentage of saturation errors per profile



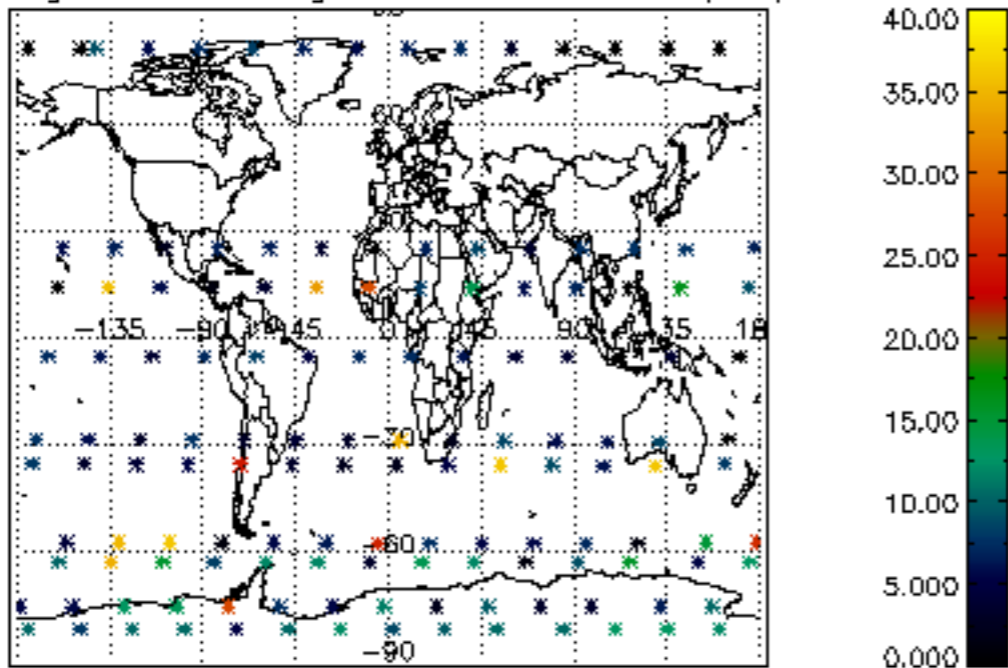
Percentage of cosmic ray hits per profile



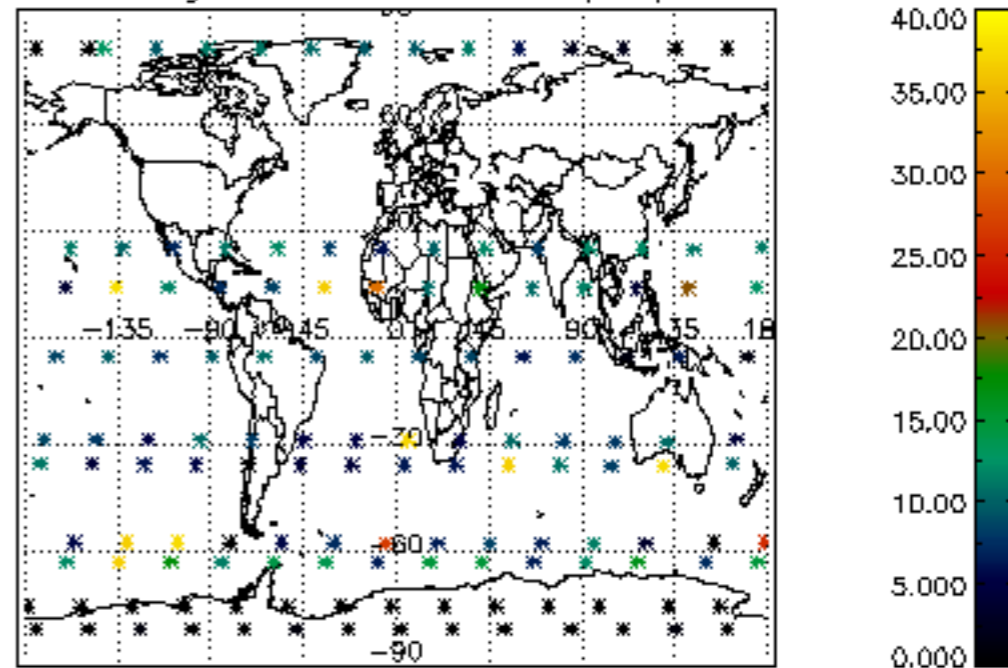
Percentage of datation errors per profile

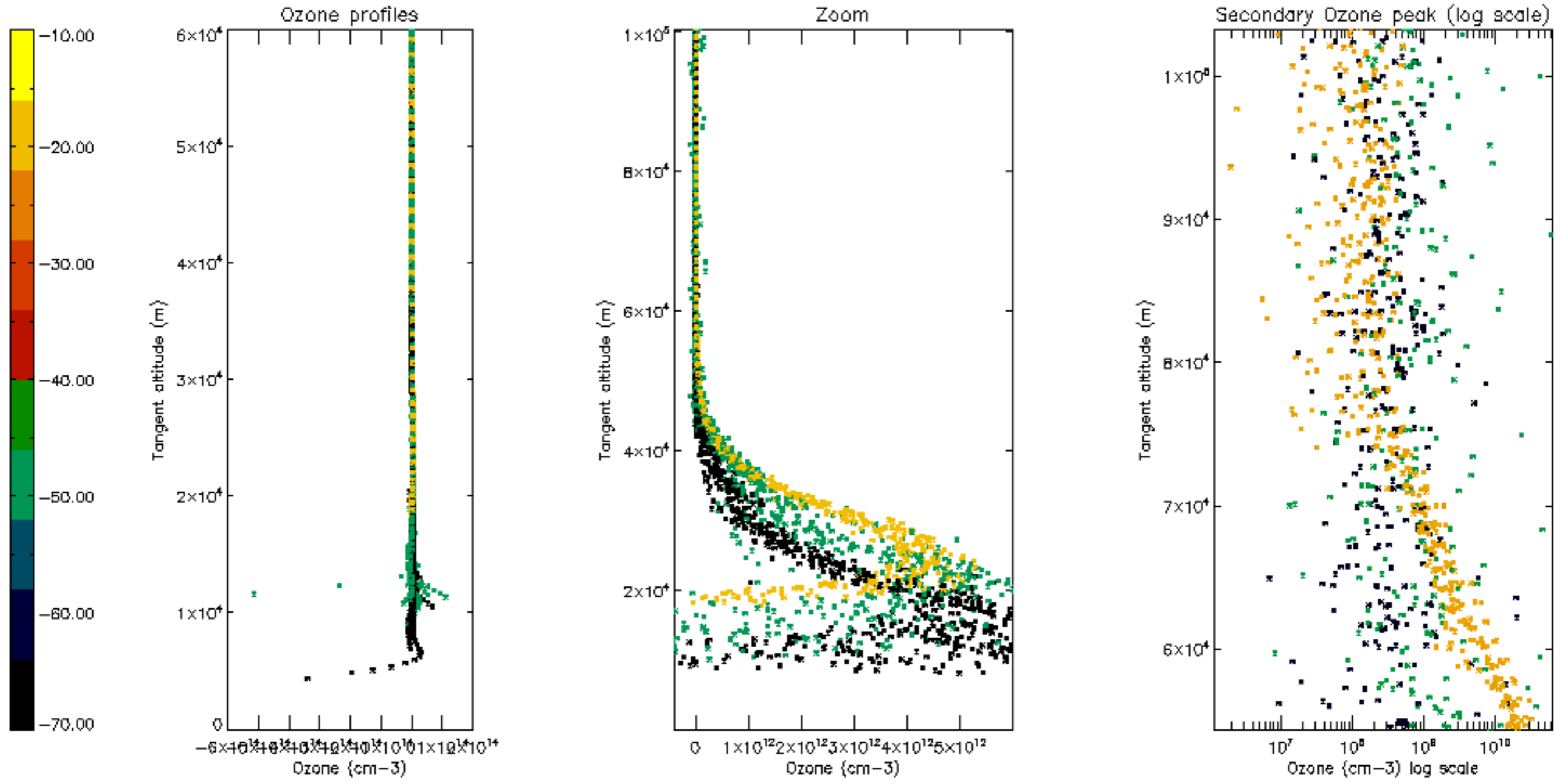


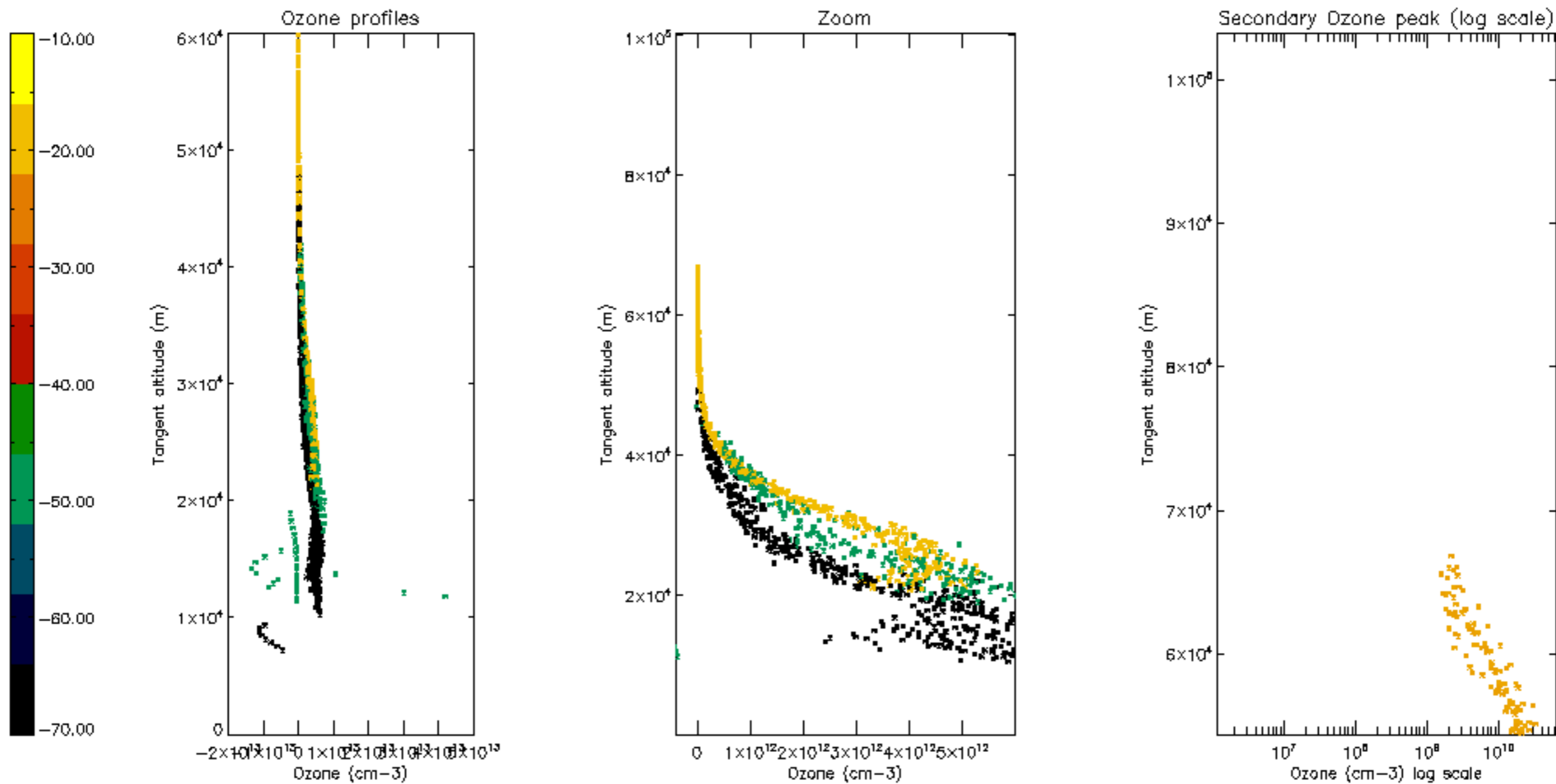
Percentage of star falling outside central band per profile

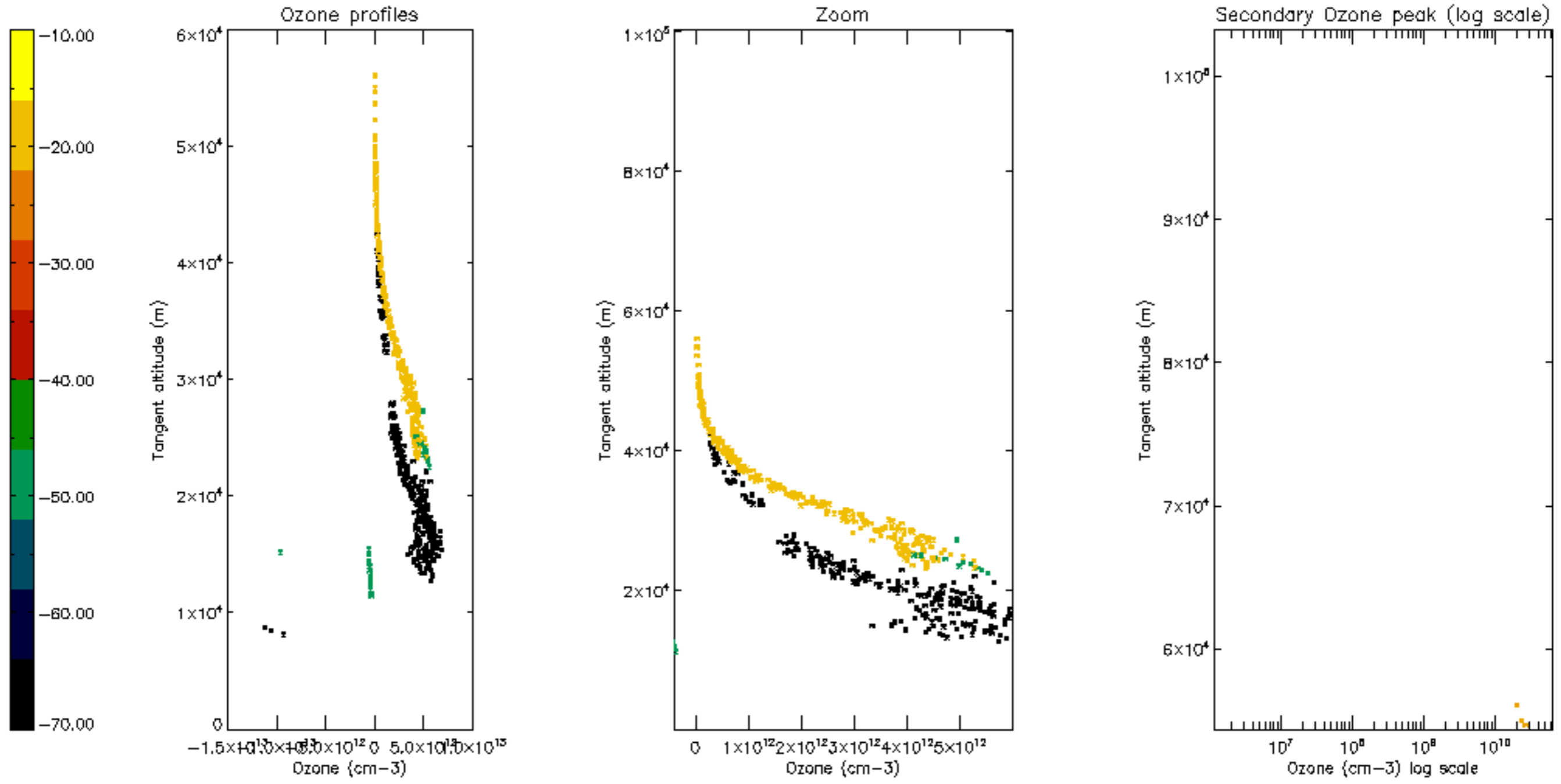


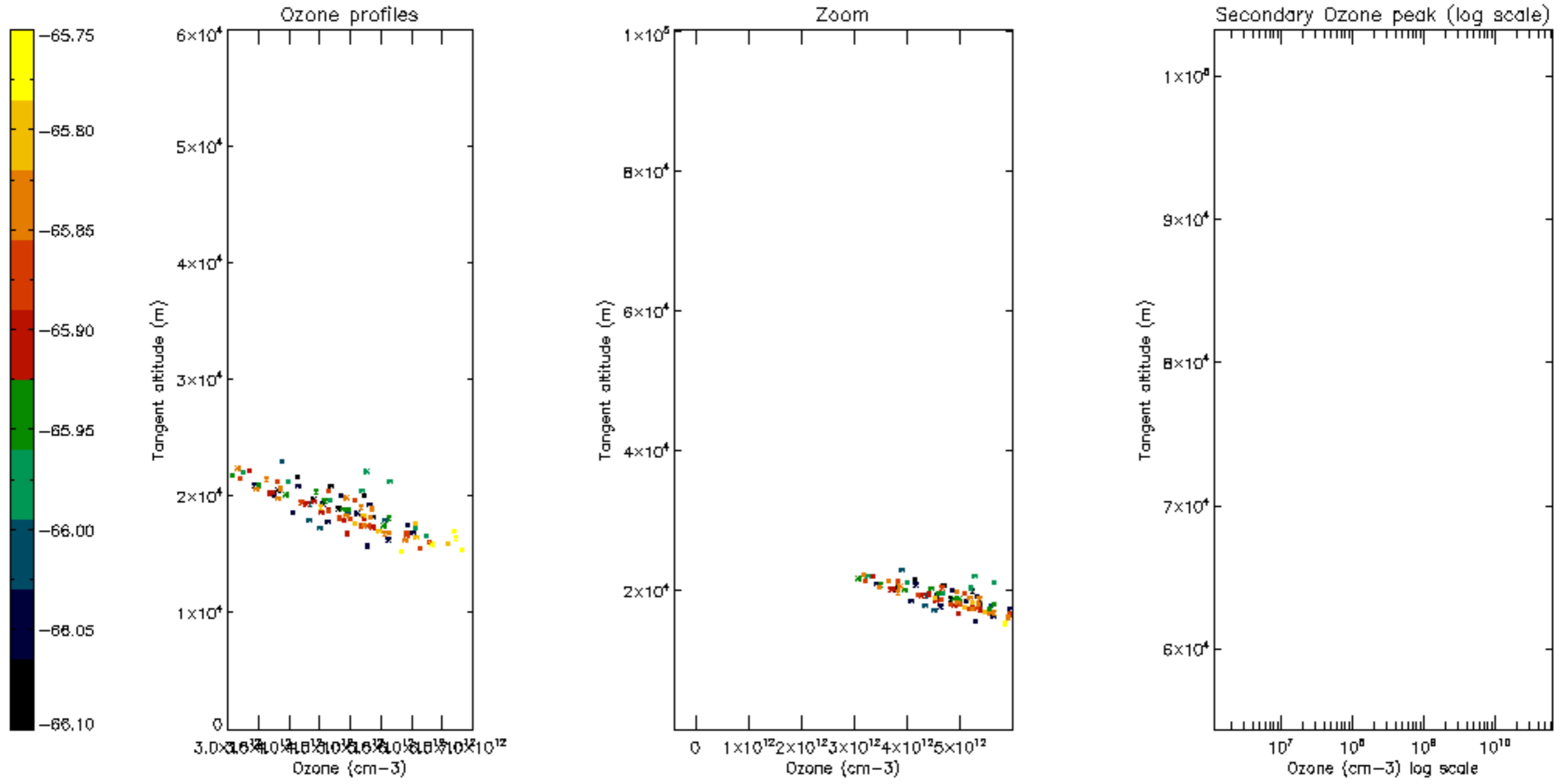
Percentage of saturation errors per profile

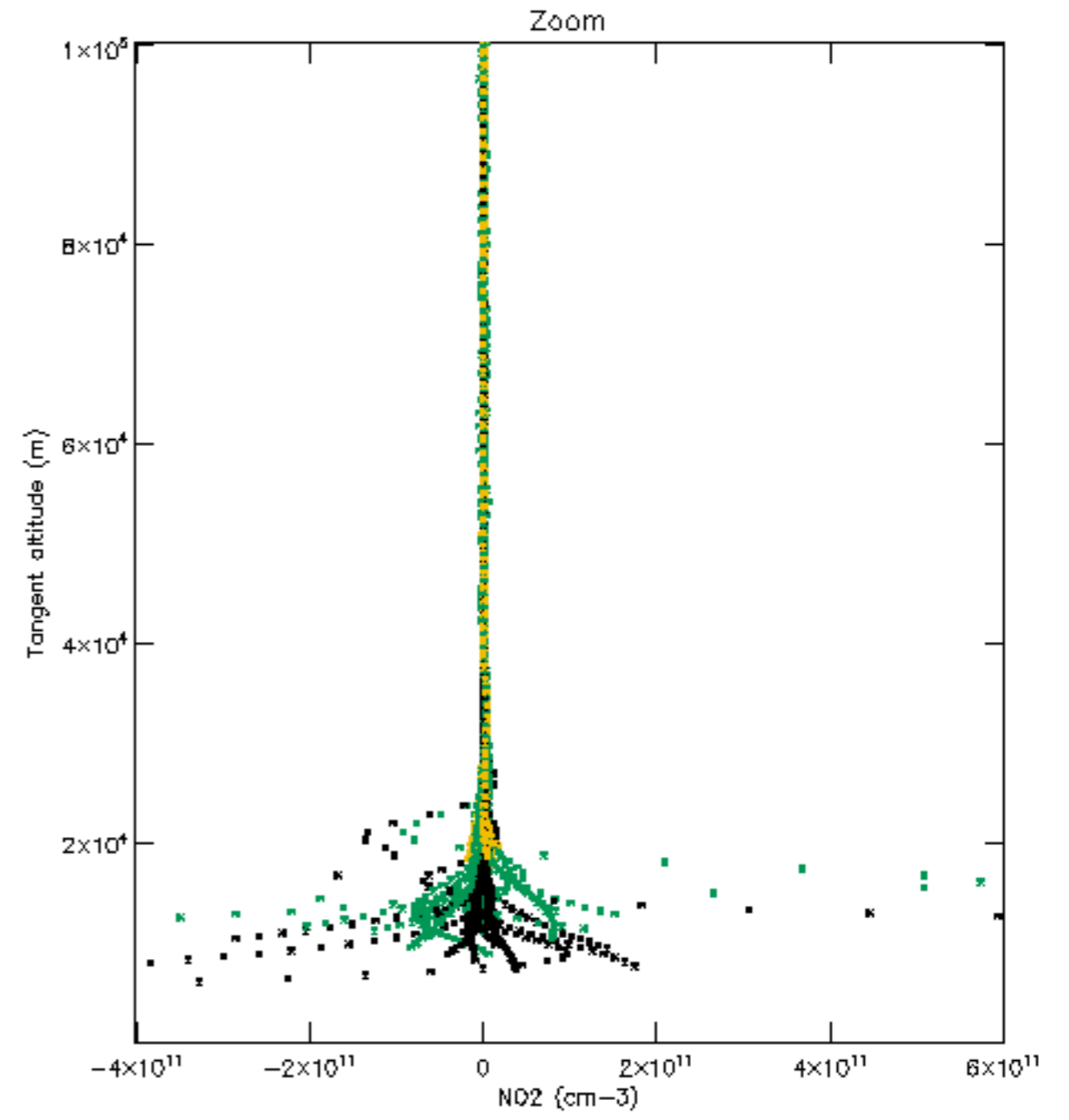
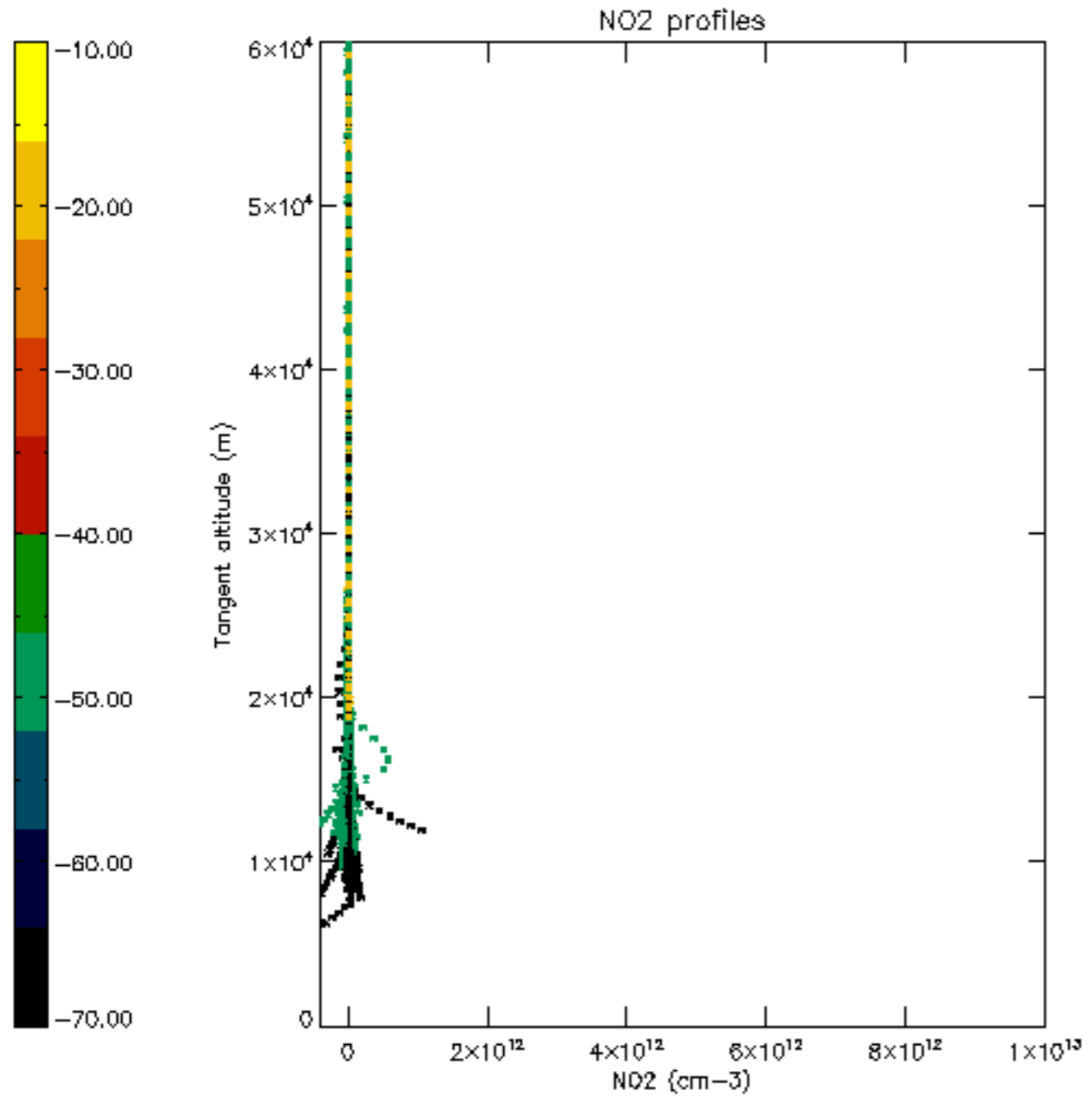


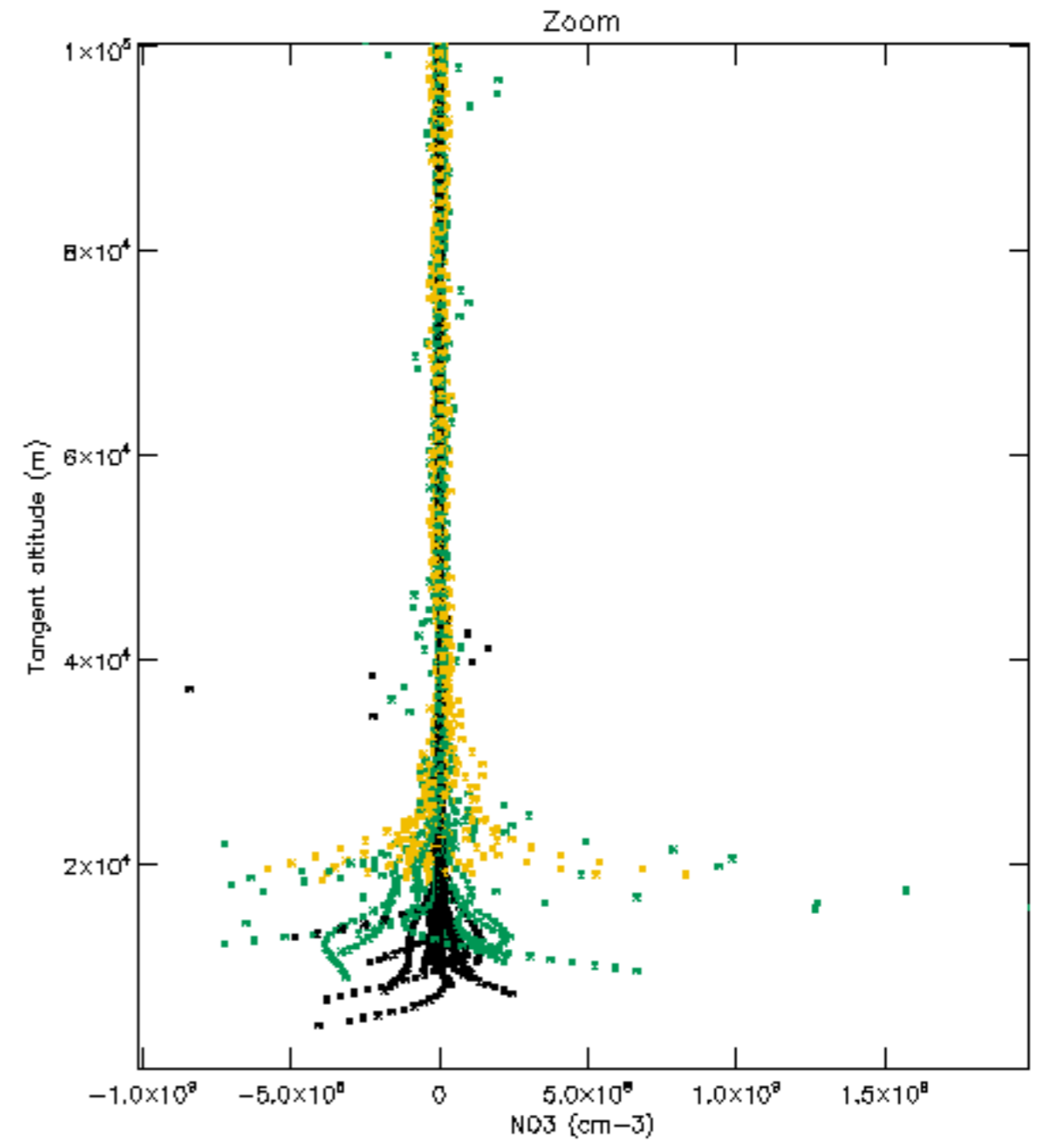
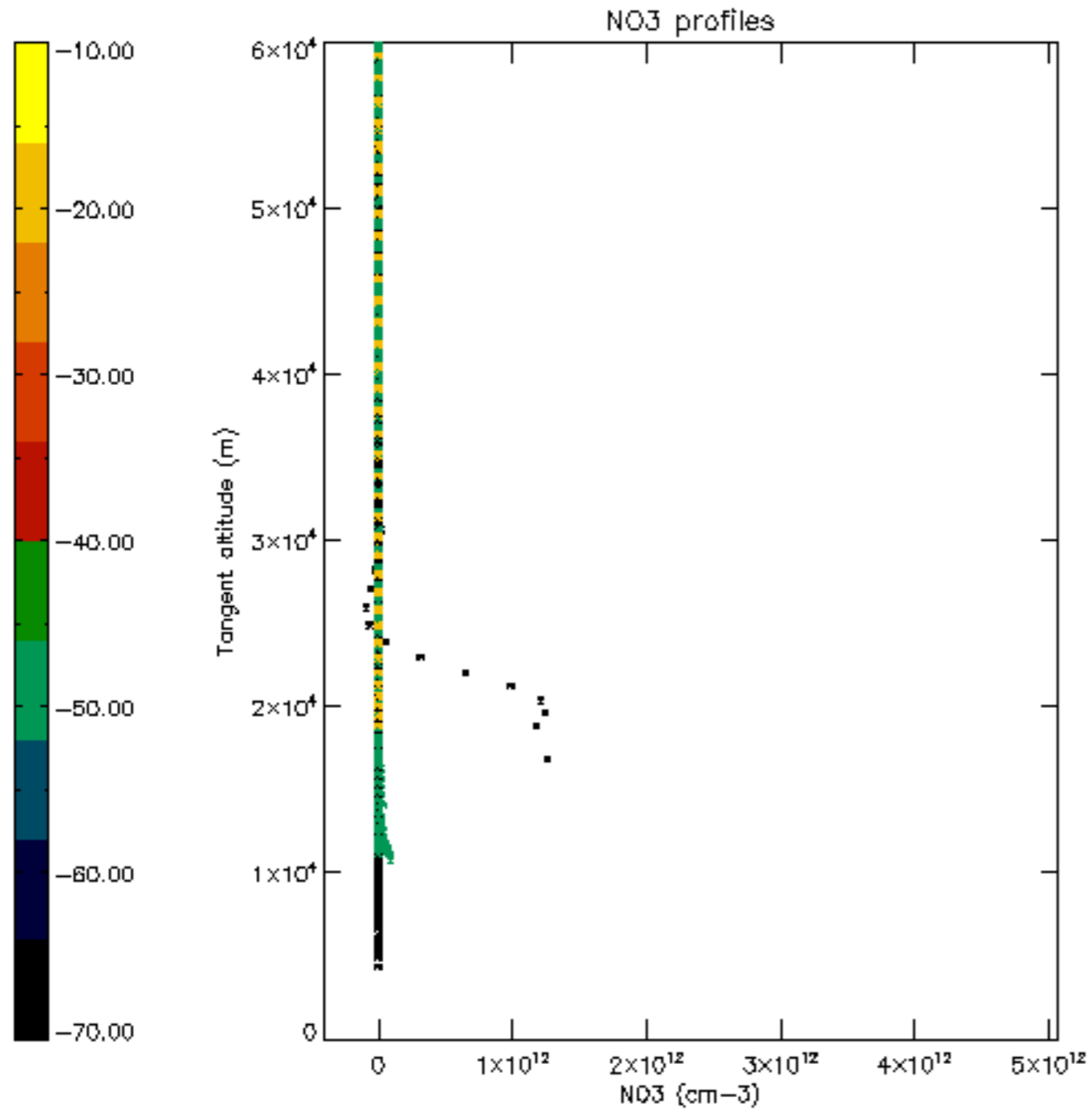


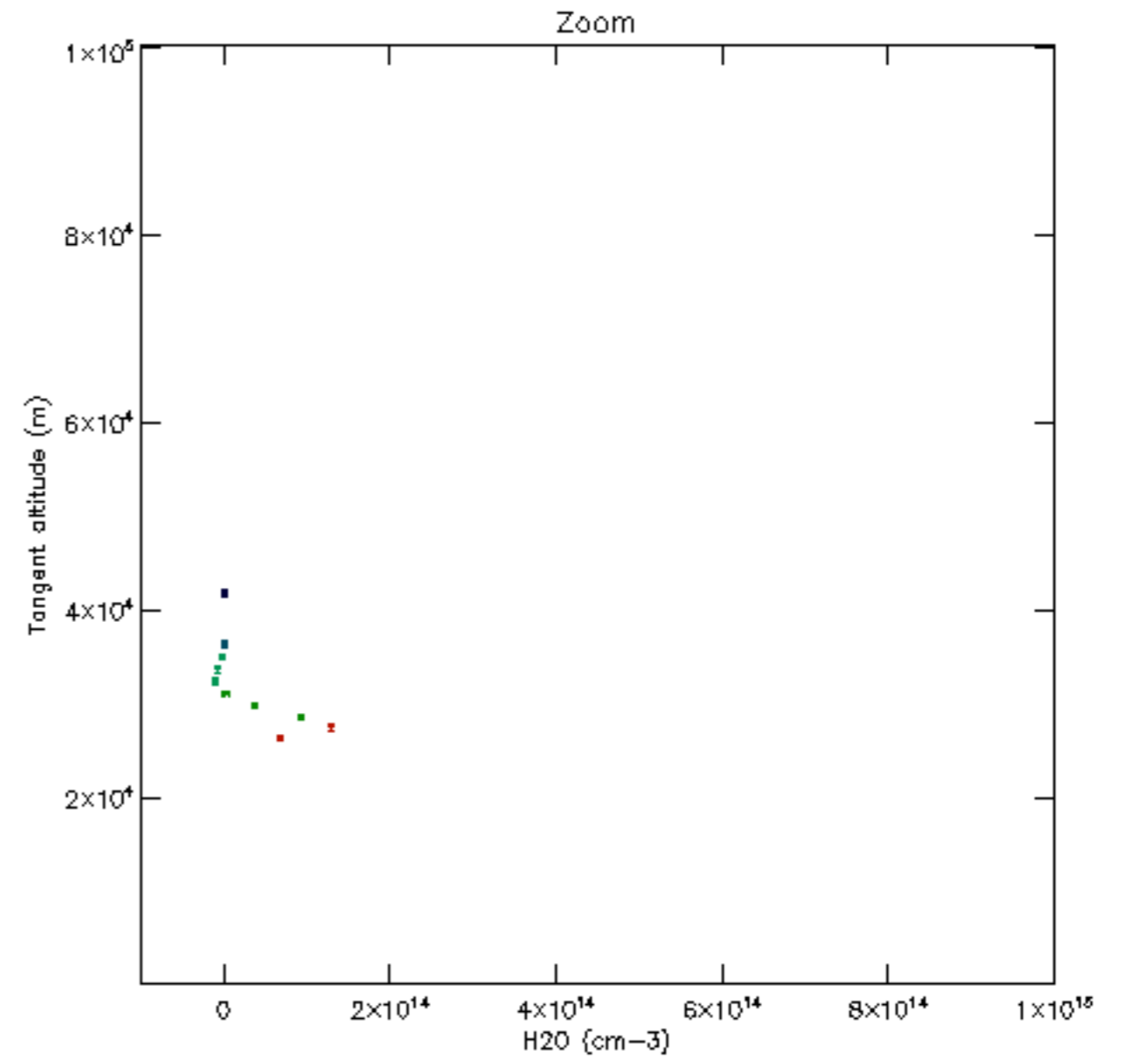
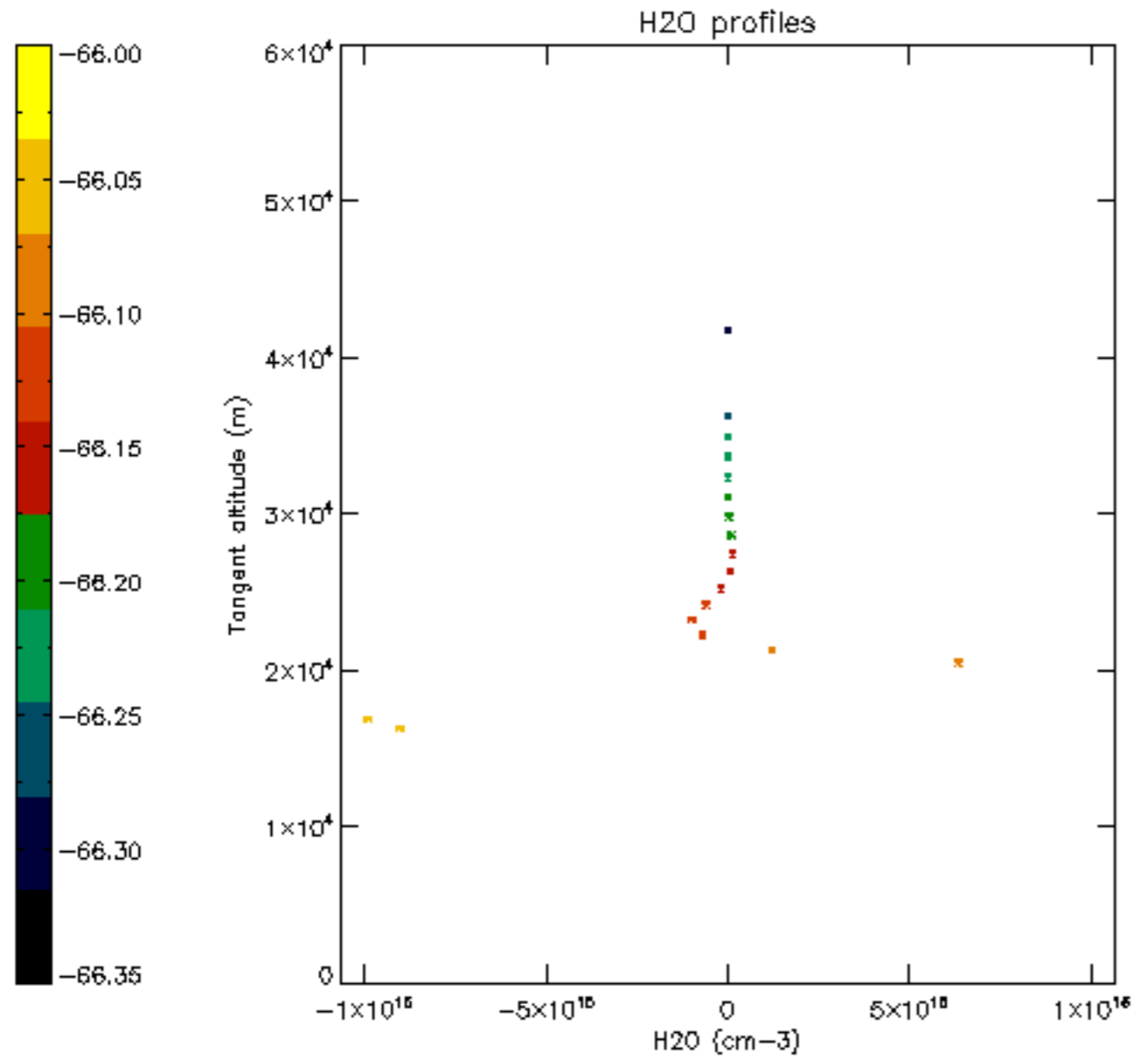


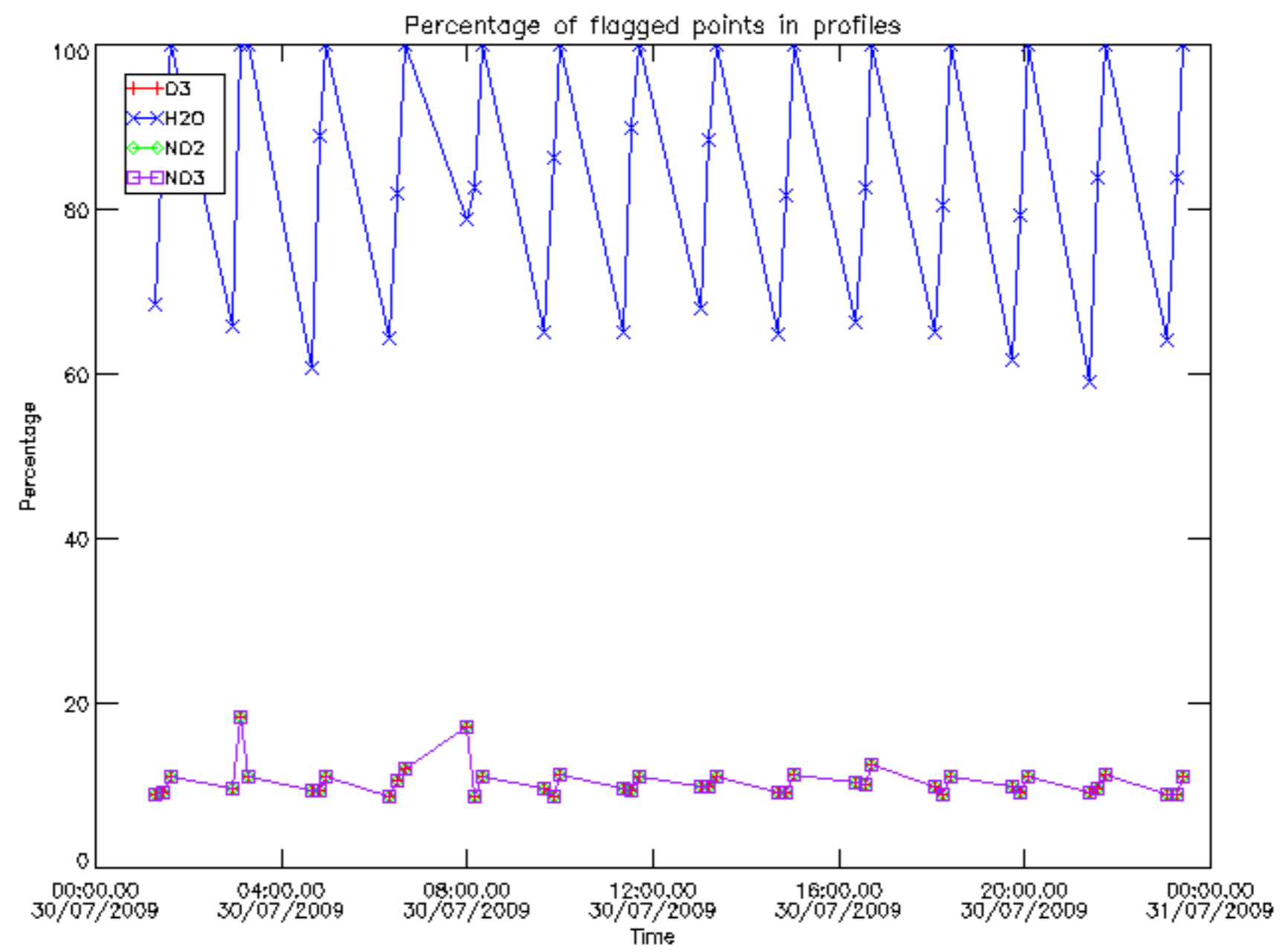




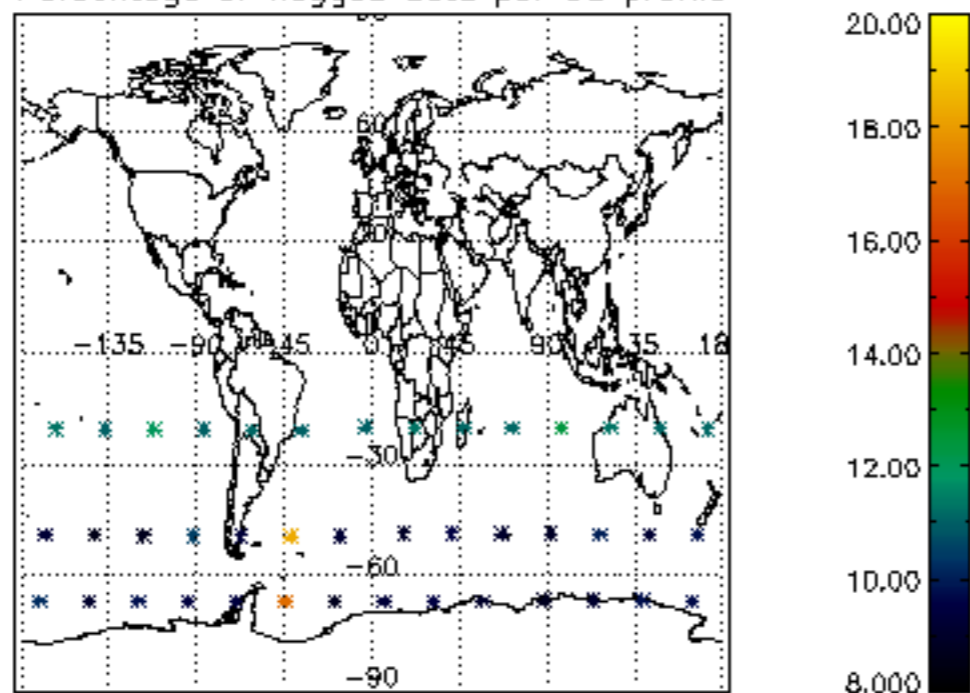




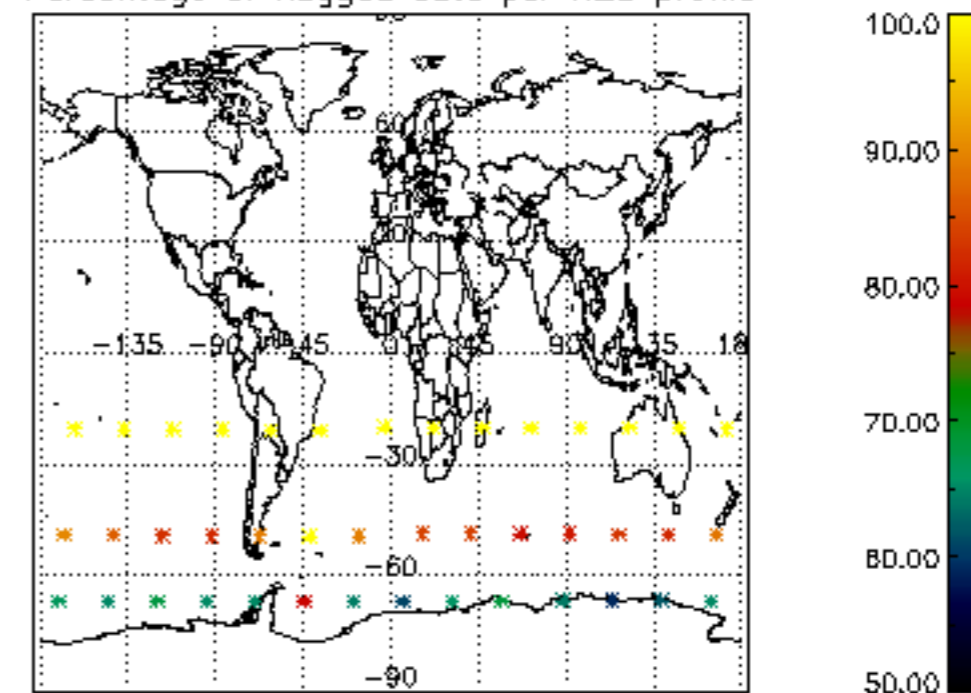




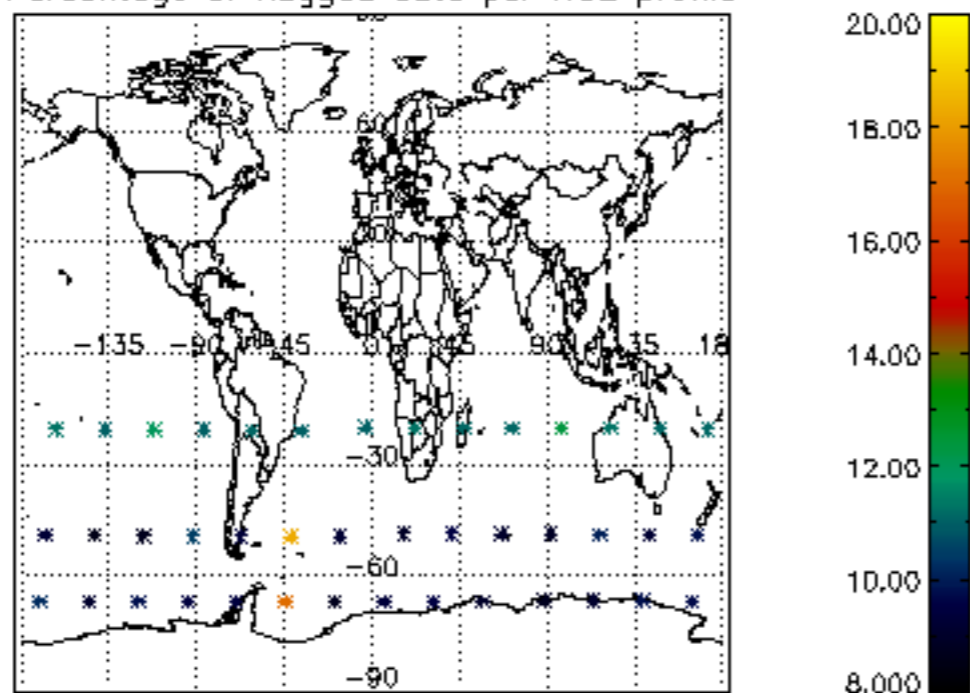
Percentage of flagged data per D3 profile



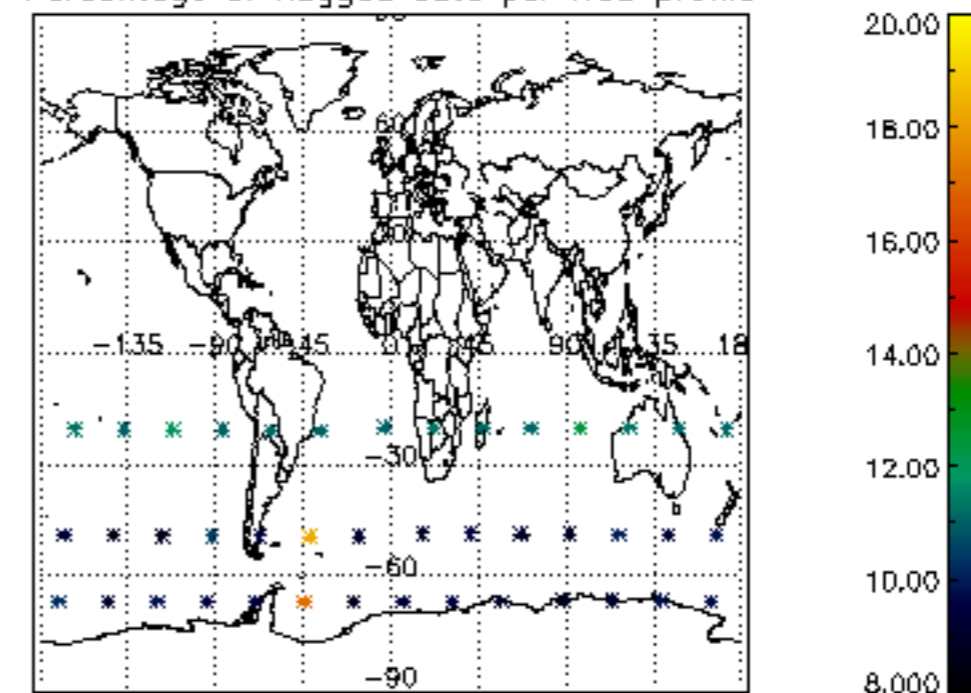
Percentage of flagged data per H2O profile

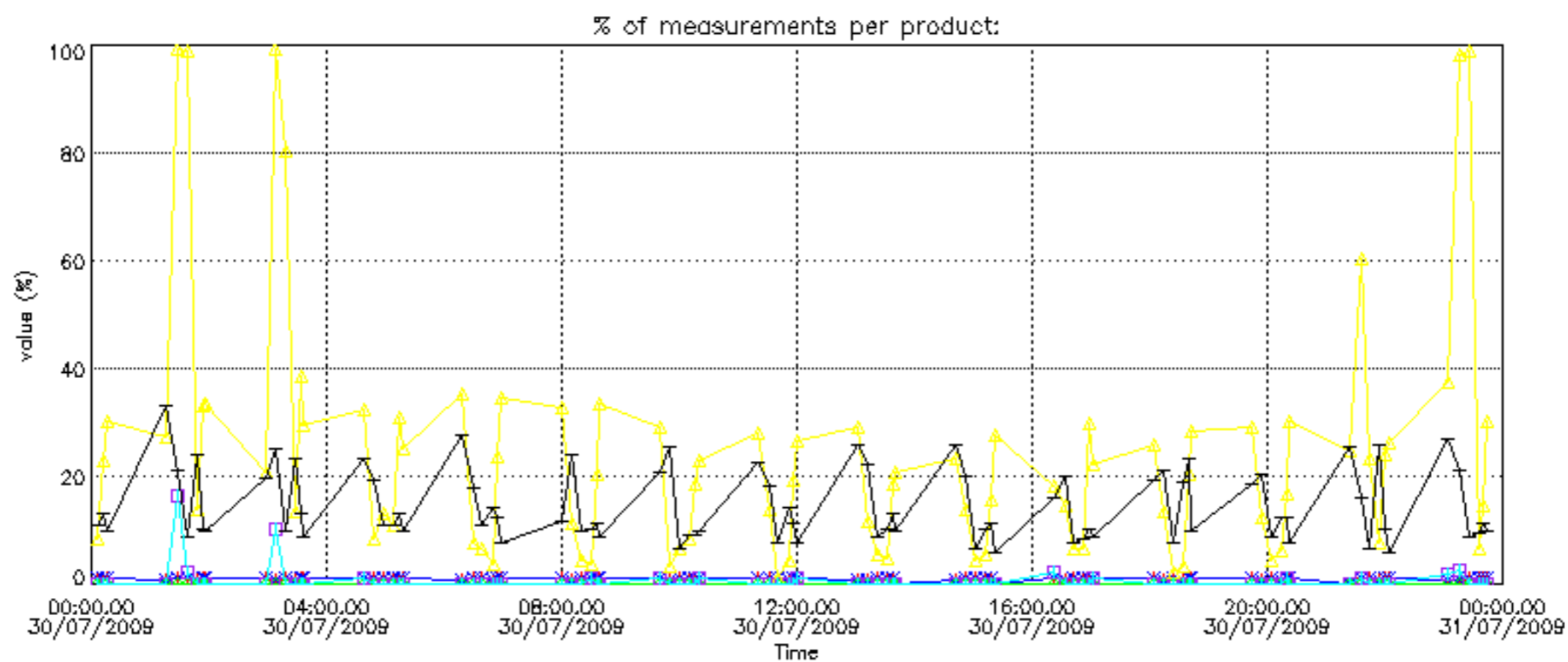
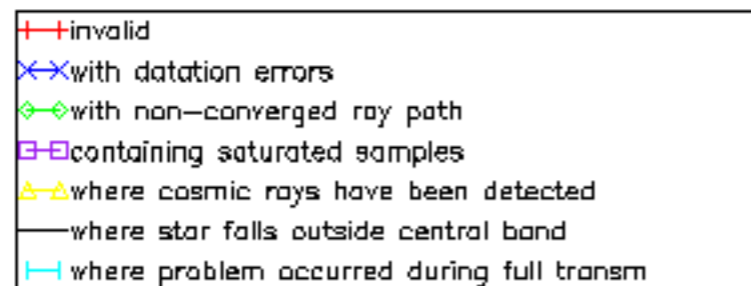


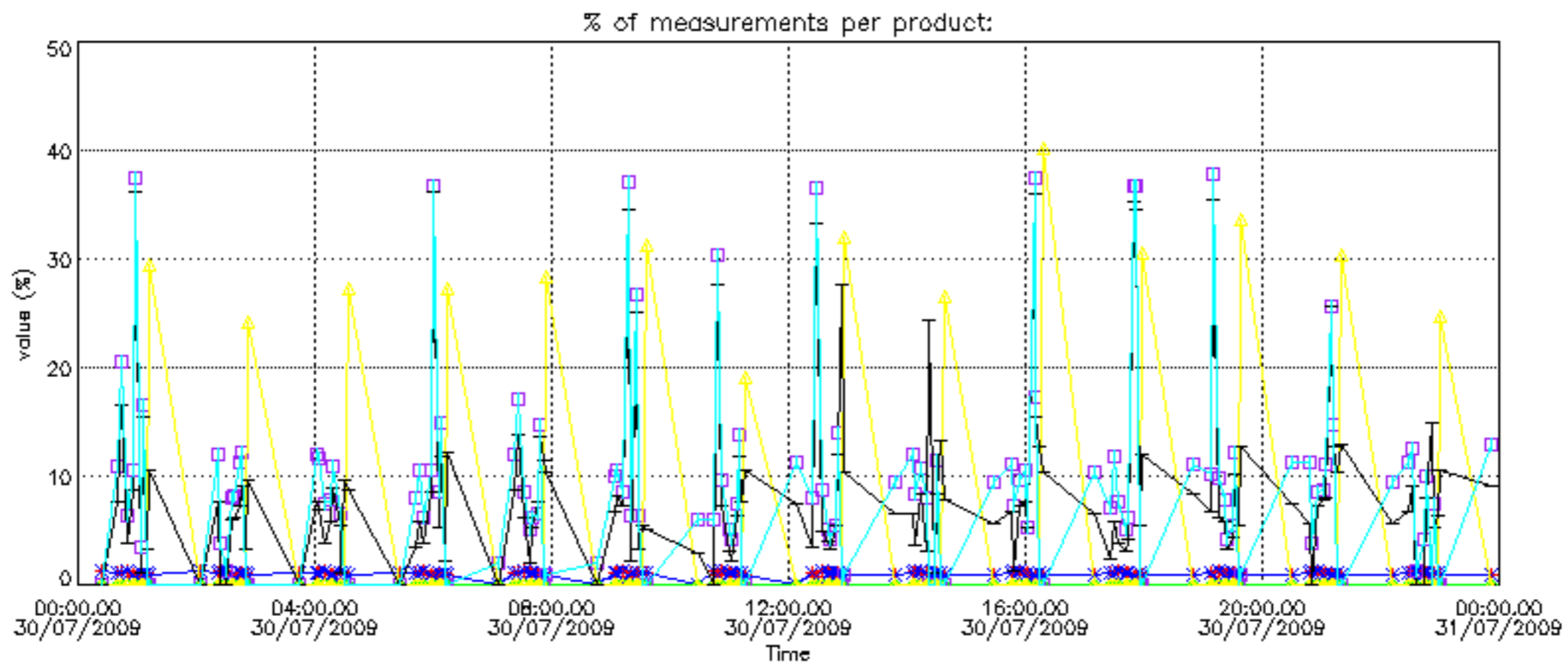
Percentage of flagged data per NO2 profile



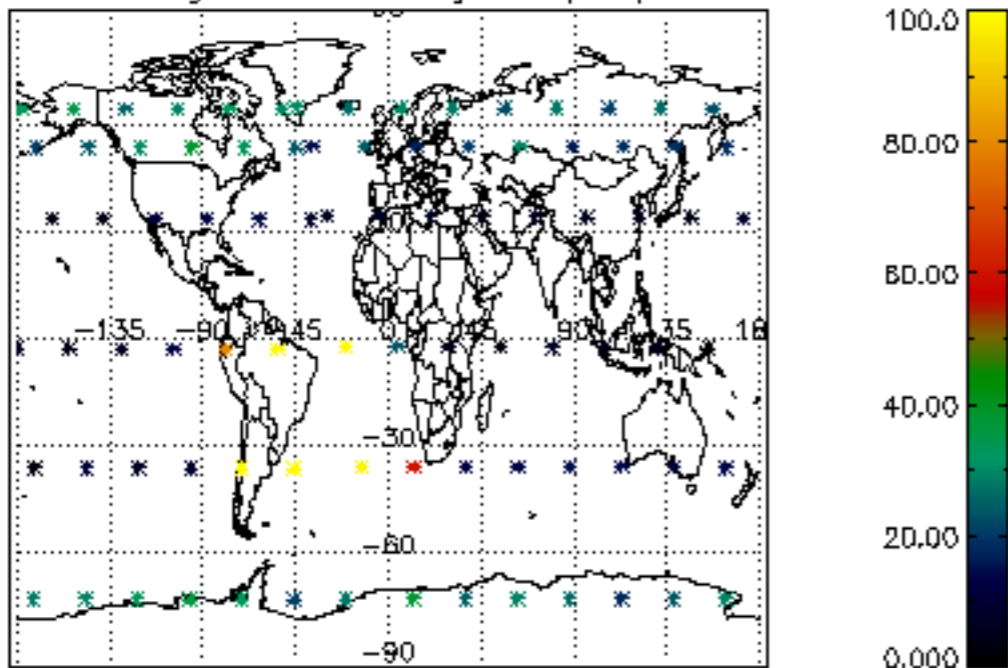
Percentage of flagged data per NO3 profile



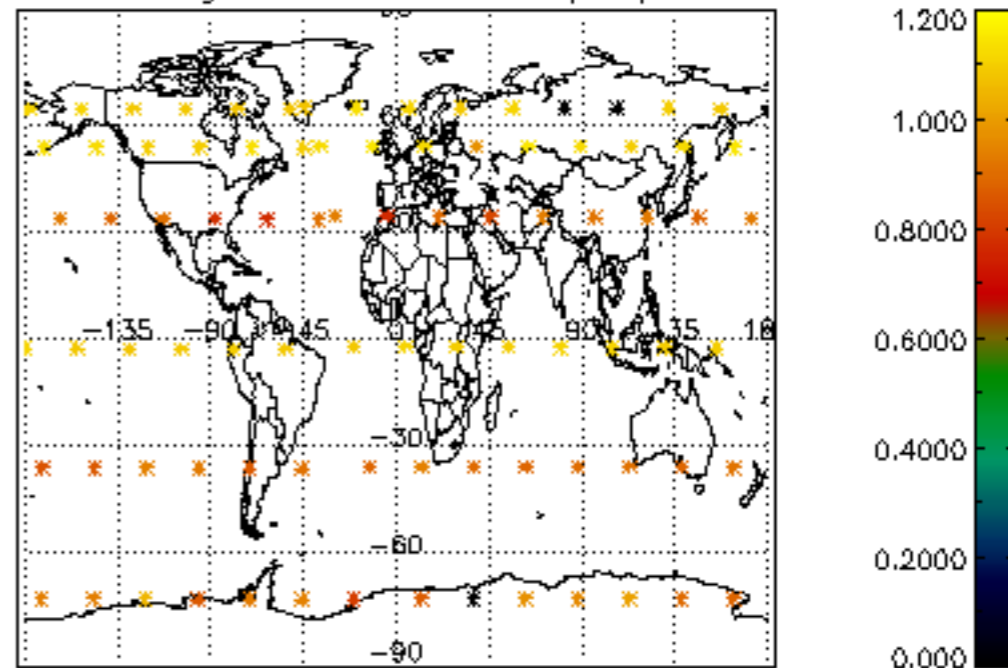




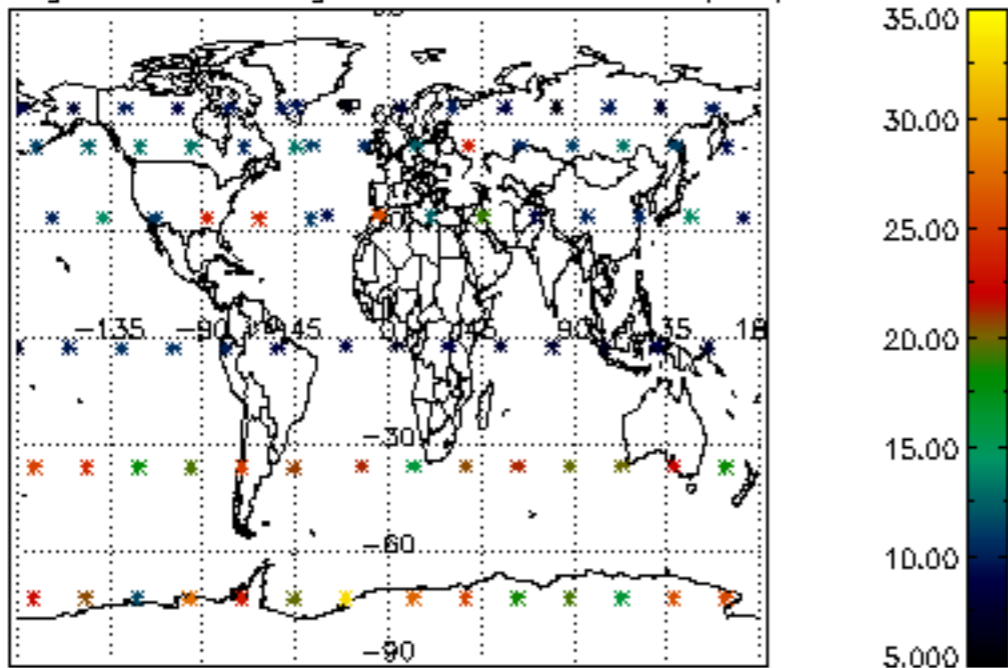
Percentage of cosmic ray hits per profile



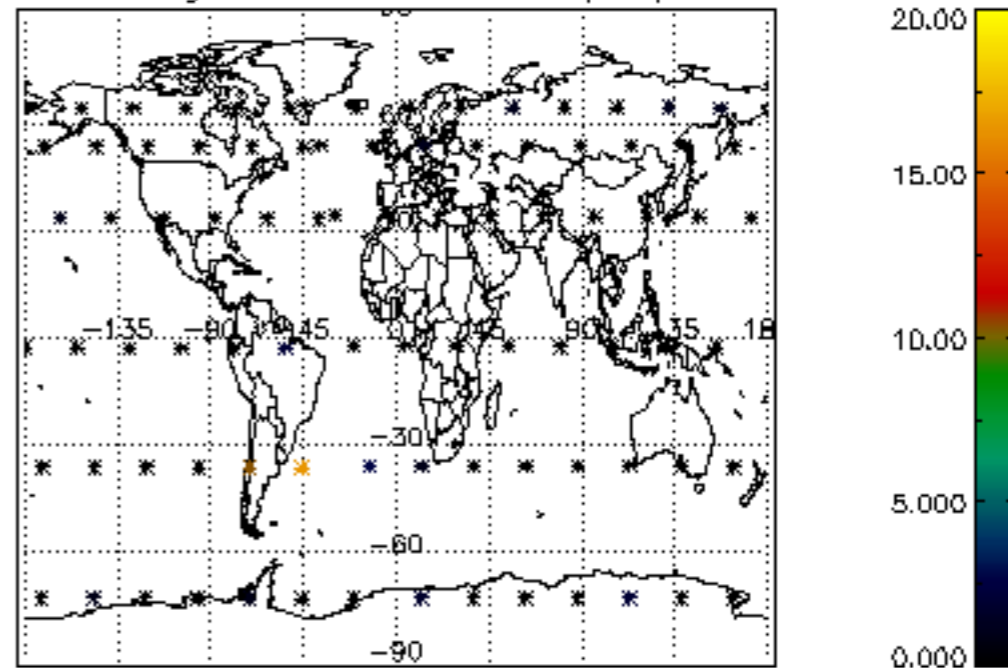
Percentage of datation errors per profile



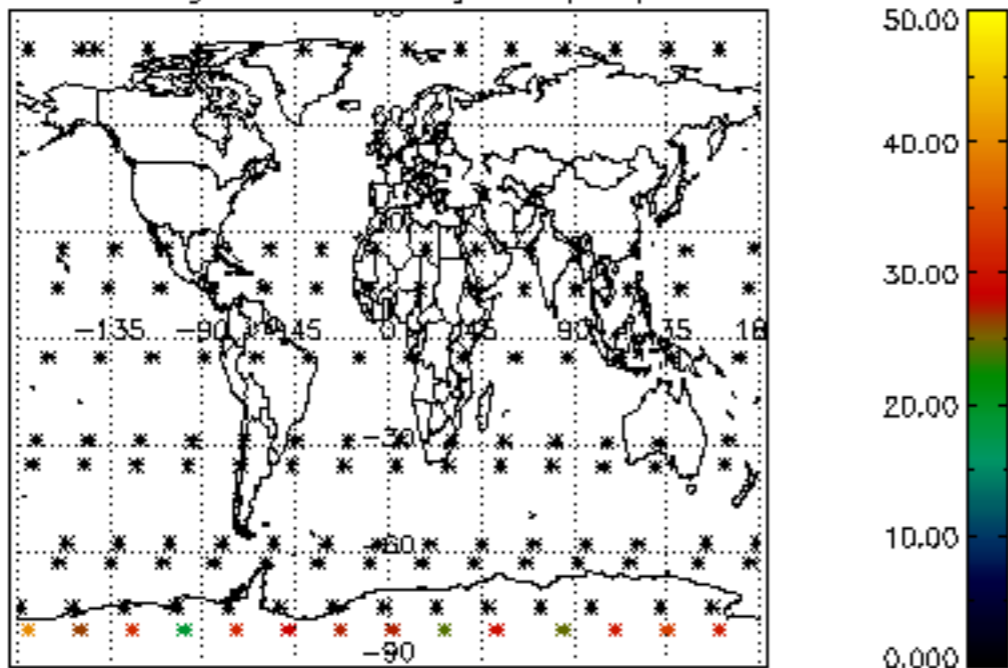
Percentage of star falling outside central band per profile



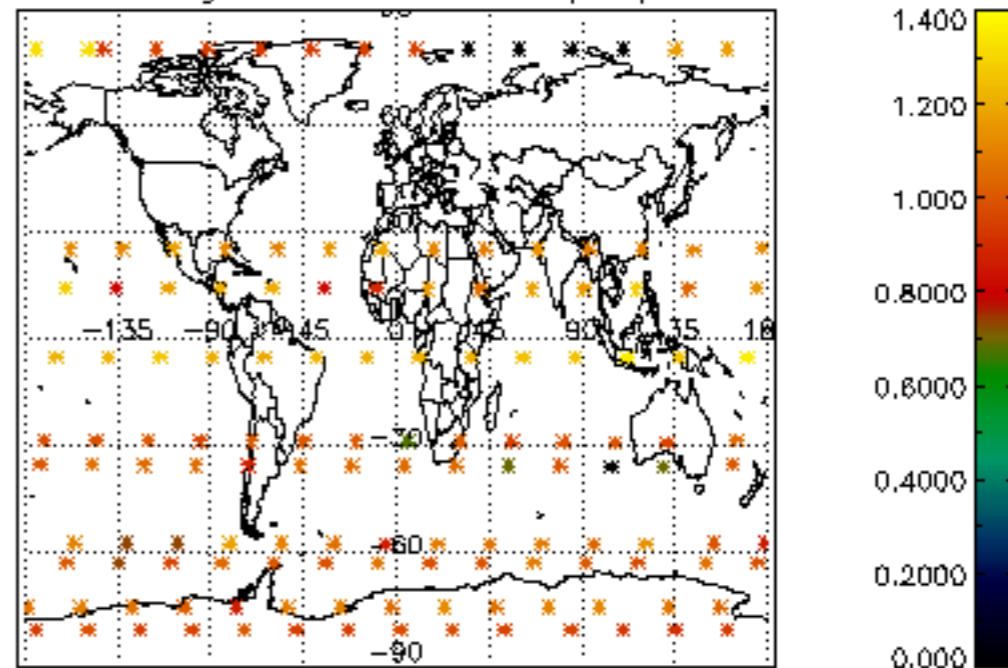
Percentage of saturation errors per profile



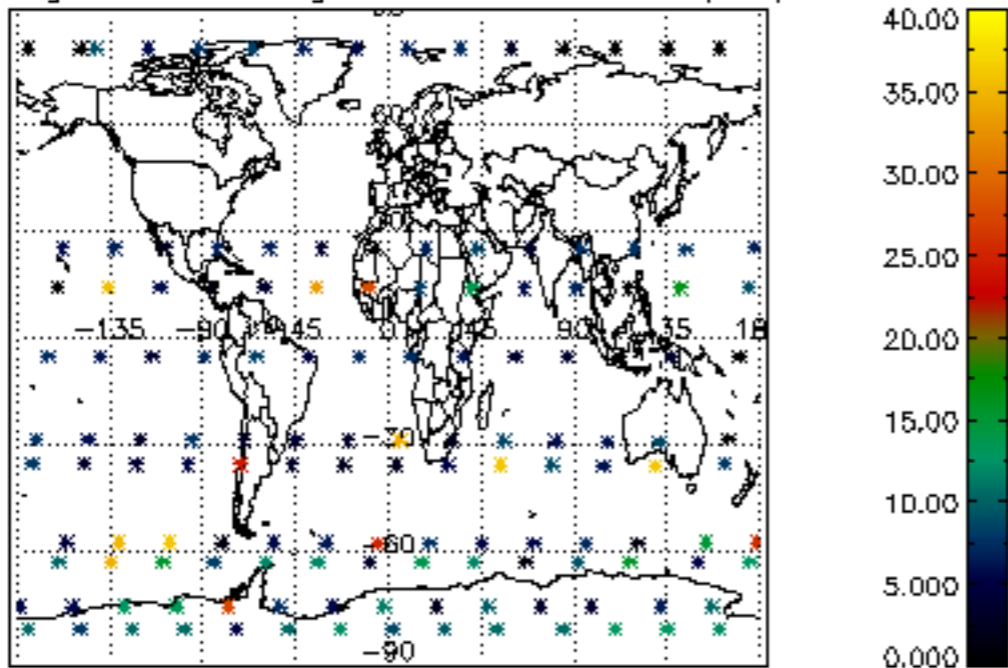
Percentage of cosmic ray hits per profile



Percentage of datation errors per profile



Percentage of star falling outside central band per profile



Percentage of saturation errors per profile

