

GOMOS Level 2 Daily Report

SUMMARY

[1. General Info](#)

[2. Summary of processed GOM_NL_2P products](#)

[3. Level 2 Quality information per product](#)

[3.1 Plot of level 2 quality information per product \(time dependant\)](#)

[3.2 Plot of level 2 quality information per product \(world map\)](#)

[4. Level 1 Quality information per product \(stored on level 2 products\)](#)

[4.1 Plot of level 1 quality information per product \(time dependant\)](#)

[4.1.1 Plot of level 1 quality information per product \(time dependant\): ASCENDING](#)

[4.1.2 Plot of level 1 quality information per product \(time dependant\): DESCENDING](#)

[4.2 Plot of level 1 quality information per product \(world map\)](#)

[4.2.1 Plot of level 1 quality information per product \(world map\): ASCENDING](#)

[4.2.2 Plot of level 1 quality information per product \(world map\): DESCENDING](#)

[5. Ozone profiles based on quality statistics and other trace gas profiles](#)

[5.1 Ozone statistics based on quality of products](#)

[5.2 Plot ozone profiles for all STD \(dark without errors\)](#)

[5.3 Plot ozone profiles where STD < 20% \(dark without errors\)](#)

[5.4. Plot ozone profiles where STD < 10% \(dark without errors\)](#)

[5.5. Plot ozone profiles where STD < 5% \(dark without errors\)](#)

[5.6 Plot NO2 profiles for all STD \(dark without errors\)](#)

[5.7 Plot NO3 profiles for all STD \(dark without errors\)](#)

[5.8 Plot H2O profiles \(only for occultations of stars 1,2,3,4,13,14,16,26,63 dark without errors\) for all STD](#)

[6. Auxiliary Data Files used for the production reported in section 2](#)

This report presents the daily analysis on parameters extracted from GOMOS level 2 data (GOM_NL__2P). It is intended to monitor some important parameters that will impact the quality of these products. A list of level 2 products (and content) that have arrived during the reporting day to the PCF is also given.

Item	Value
Time of report generation	26APR2013 10:58:15
Data source version	GOMOS/6.01
Start time of products	19-07-2009 (19JUL2009 00:00:00)
Stop time of products	20-07-2009 (20JUL2009 00:00:00)
Store outputs in DB	Yes
Nb of level 2 prods	179
Nb of prods with errors	0

2. Summary of processed GOM_NL__2P products.

Nr	Filename	UTC Start time	Limb	Duration	Star Id	Star Name	Star Mag	Star Temp	Nb Meas	Orbit	Prod. error
1	GOM_NL__2PRFIN20090719_000307_000000522080_00474_38604_1545.N1	19-JUL-2009 00:03:07	Bright	51.500	74	11Bet Cas	2.2680	6600.0	103	38604	No
2	GOM_NL__2PRFIN20090719_000504_000000322080_00474_38604_1546.N1	19-JUL-2009 00:05:04	Twilight	32.000	68	18Alp Cas	2.2250	4500.0	64	38604	No
3	GOM_NL__2PRFIN20090719_000954_000000622080_00474_38604_1547.N1	19-JUL-2009 00:09:54	Bright	62.000	160	23Gam Per	2.9300	4700.0	124	38604	No
4	GOM_NL__2PRFIN20090719_001118_000000562080_00474_38604_1548.N1	19-JUL-2009 00:11:18	Bright	55.500	35	33Alp Per	1.7950	6250.0	111	38604	No
5	GOM_NL__2PRFIN20090719_001418_000000482080_00474_38604_1549.N1	19-JUL-2009 00:14:18	Bright	47.500	79	26Bet Per	2.3100	13100.0	95	38604	No
6	GOM_NL__2PRFIN20090719_001719_000000452080_00474_38604_1550.N1	19-JUL-2009 00:17:19	Twilight	45.000	150	44Zet Per	2.8900	28000.0	90	38604	No
7	GOM_NL__2PRFIN20090719_001958_000000452080_00474_38604_1551.N1	19-JUL-2009 00:19:58	Twilight	44.500	146	25Eta Tau	2.8730	15200.0	89	38604	No
8	GOM_NL__2PRFIN20090719_002820_000000612080_00474_38604_1552.N1	19-JUL-2009 00:28:20	Dark	61.000	94	92Alp Cet	2.5260	3100.0	122	38604	No
9	GOM_NL__2PRFIN20090719_004943_000000602080_00475_38605_1558.N1	19-JUL-2009 00:49:43	Dark	60.000	84	Alp Phe	2.3970	4500.0	120	38605	No
10	GOM_NL__2PRFIN20090719_005516_000000642080_00475_38605_1559.N1	19-JUL-2009 00:55:16	Straylight	64.000	63	Bet Gru	2.1500	2800.0	128	38605	No
11	GOM_NL__2PRFIN20090719_005647_000000472080_00475_38605_1560.N1	19-JUL-2009 00:56:47	Straylight	47.000	31	Alp Gru	1.7340	15200.0	94	38605	No
12	GOM_NL__2PRFIN20090719_010001_000000522080_00475_38605_1561.N1	19-JUL-2009 01:00:01	Straylight	51.500	172	Gam Gru	3.0030	13100.0	103	38605	No
13	GOM_NL__2PRFIN20090719_011911_000000402080_00475_38605_1562.N1	19-JUL-2009 01:19:11	Bright	39.500	168	17Zet Aql	2.9860	11000.0	79	38605	No
14	GOM_NL__2PRFIN20090719_012914_000000422080_00475_38605_1563.N1	19-JUL-2009 01:29:14	Bright	41.500	144	18Del Cyg	2.8600	11000.0	83	38605	No
15	GOM_NL__2PRFIN20090719_013120_000000462080_00475_38605_1564.N1	19-JUL-2009 01:31:20	Bright	46.000	19	50Alp Cyg	1.2460	10500.0	92	38605	No
16	GOM_NL__2PRFIN20090719_013622_000000442080_00475_38605_1565.N1	19-JUL-2009 01:36:22	Bright	43.500	89	5Alp Cep	2.4510	8000.0	87	38605	No
17	GOM_NL__2PRFIN20090719_014342_000000542080_00475_38605_1566.N1	19-JUL-2009 01:43:42	Bright	53.500	74	11Bet Cas	2.2680	6600.0	107	38605	No
18	GOM_NL__2PRFIN20090719_014540_000000322080_00475_38605_1567.N1	19-JUL-2009 01:45:40	Twilight	32.000	68	18Alp Cas	2.2250	4500.0	64	38605	No
19	GOM_NL__2PRFIN20090719_015030_000000432080_00475_38605_1568.N1	19-JUL-2009 01:50:30	Bright	42.500	160	23Gam Per	2.9300	4700.0	85	38605	No
20	GOM_NL__2PRFIN20090719_015154_000000412080_00475_38605_1569.N1	19-JUL-2009 01:51:54	Bright	41.000	35	33Alp Per	1.7950	6250.0	82	38605	No
21	GOM_NL__2PRFIN20090719_015454_000000472080_00475_38605_1570.N1	19-JUL-2009 01:54:54	Bright	47.000	79	26Bet Per	2.3100	13100.0	94	38605	No
22	GOM_NL__2PRFIN20090719_015755_000000452080_00475_38605_1571.N1	19-JUL-2009 01:57:55	Twilight	44.500	150	44Zet Per	2.8900	28000.0	89	38605	No
23	GOM_NL__2PRFIN20090719_020035_000000462080_00475_38605_1572.N1	19-JUL-2009 02:00:35	Twilight	46.000	146	25Eta Tau	2.8730	15200.0	92	38605	No
24	GOM_NL__2PRFIN20090719_020856_000000692080_00475_38605_1573.N1	19-JUL-2009 02:08:56	Dark	68.500	94	92Alp Cet	2.5260	3100.0	137	38605	No
25	GOM_NL__2PRFIN20090719_023020_000000552080_00476_38606_1572.N1	19-JUL-2009 02:30:20	Dark	54.500	84	Alp Phe	2.3970	4500.0	109	38606	No
26	GOM_NL__2PRFIN20090719_023553_000000552080_00476_38606_1573.N1	19-JUL-2009 02:35:53	Straylight	54.500	63	Bet Gru	2.1500	2800.0	109	38606	No
27	GOM_NL__2PRFIN20090719_023724_000000502080_00476_38606_1574.N1	19-JUL-2009 02:37:24	Straylight	50.000	31	Alp Gru	1.7340	15200.0	100	38606	No
28	GOM_NL__2PRFIN20090719_024037_000000522080_00476_38606_1575.N1	19-JUL-2009 02:40:37	Straylight	51.500	172	Gam Gru	3.0030	13100.0	103	38606	No
29	GOM_NL__2PRFIN20090719_025946_000000402080_00476_38606_1576.N1	19-JUL-2009 02:59:46	Bright	40.000	168	17Zet Aql	2.9860	11000.0	80	38606	No
30	GOM_NL__2PRFIN20090719_030950_000000402080_00476_38606_1577.N1	19-JUL-2009 03:09:50	Bright	40.000	144	18Del Cyg	2.8600	11000.0	80	38606	No
31	GOM_NL__2PRFIN20090719_031155_000000492080_00476_38606_1578.N1	19-JUL-2009 03:11:55	Bright	48.500	19	50Alp Cyg	1.2460	10500.0	97	38606	No
32	GOM_NL__2PRFIN20090719_031657_000000442080_00476_38606_1579.N1	19-JUL-2009 03:16:57	Bright	44.000	89	5Alp Cep	2.4510	8000.0	88	38606	No
33	GOM_NL__2PRFIN20090719_032417_000000502080_00476_38606_1580.N1	19-JUL-2009 03:24:17	Bright	50.000	74	11Bet Cas	2.2680	6600.0	100	38606	No
34	GOM_NL__2PRFIN20090719_032615_000000312080_00476_38606_1581.N1	19-JUL-2009 03:26:15	Twilight	30.500	68	18Alp Cas	2.2250	4500.0	61	38606	No
35	GOM_NL__2PRFIN20090719_033106_000000432080_00476_38606_1582.N1	19-JUL-2009 03:31:06	Bright	42.500	160	23Gam Per	2.9300	4700.0	85	38606	No
36	GOM_NL__2PRFIN20090719_033230_000000462080_00476_38606_1583.N1	19-JUL-2009 03:32:30	Bright	46.000	35	33Alp Per	1.7950	6250.0	92	38606	No
37	GOM_NL__2PRFIN20090719_033530_000000492080_00476_38606_1584.N1	19-JUL-2009 03:35:30	Bright	49.000	79	26Bet Per	2.3100	13100.0	98	38606	No
38	GOM_NL__2PRFIN20090719_033831_000000442080_00476_38606_1585.N1	19-JUL-2009 03:38:31	Twilight	43.500	150	44Zet Per	2.8900	28000.0	87	38606	No
39	GOM_NL__2PRFIN20090719_034111_000000452080_00476_38606_1586.N1	19-JUL-2009 03:41:11	Twilight	44.500	146	25Eta Tau	2.8730	15200.0	89	38606	No
40	GOM_NL__2PRFIN20090719_034933_000000642080_00476_38606_1587.N1	19-JUL-2009 03:49:33	Dark	63.500	94	92Alp Cet	2.5260	3100.0	127	38606	No
41	GOM_NL__2PRFIN20090719_041058_000000552080_00477_38607_1604.N1	19-JUL-2009 04:10:58	Dark	54.500	84	Alp Phe	2.3970	4500.0	109	38607	No
42	GOM_NL__2PRFIN20090719_041630_000000542080_00477_38607_1605.N1	19-JUL-2009 04:16:30	Straylight	53.500	63	Bet Gru	2.1500	2800.0	107	38607	No

43	GOM_NL__2PRFIN20090719_041800_000000482080_00477_38607_1606.N1	19-JUL-2009 04:18:00	Straylight	47.500	31	Alp Gru	1.7340	15200.	95	38607	No
44	GOM_NL__2PRFIN20090719_042114_000000512080_00477_38607_1607.N1	19-JUL-2009 04:21:14	Straylight	50.500	172	Gam Gru	3.0030	13100.	101	38607	No
45	GOM_NL__2PRFIN20090719_044026_000000352080_00477_38607_1608.N1	19-JUL-2009 04:40:26	Bright	35.000	168	17Zet Aql	2.9860	11000.	70	38607	No
46	GOM_NL__2PRFIN20090719_045025_000000412080_00477_38607_1609.N1	19-JUL-2009 04:50:25	Bright	41.000	144	18Del Cyg	2.8600	11000.	82	38607	No
47	GOM_NL__2PRFIN20090719_045231_000000472080_00477_38607_1610.N1	19-JUL-2009 04:52:31	Bright	46.500	19	50Alp Cyg	1.2460	10500.	93	38607	No
48	GOM_NL__2PRFIN20090719_045733_000000442080_00477_38607_1611.N1	19-JUL-2009 04:57:33	Bright	44.000	89	5Alp Cep	2.4510	8000.0	88	38607	No
49	GOM_NL__2PRFIN20090719_050453_000000502080_00477_38607_1612.N1	19-JUL-2009 05:04:53	Bright	49.500	74	11Bet Cas	2.2680	6600.0	99	38607	No
50	GOM_NL__2PRFIN20090719_050650_000000312080_00477_38607_1613.N1	19-JUL-2009 05:06:50	Twi_and_stray	31.000	68	18Alp Cas	2.2250	4500.0	62	38607	No
51	GOM_NL__2PRFIN20090719_051142_000000402080_00477_38607_1614.N1	19-JUL-2009 05:11:42	Bright	40.000	160	23Gam Per	2.9300	4700.0	80	38607	No
52	GOM_NL__2PRFIN20090719_051306_000000542080_00477_38607_1615.N1	19-JUL-2009 05:13:06	Bright	54.000	35	33Alp Per	1.7950	6250.0	108	38607	No
53	GOM_NL__2PRFIN20090719_051606_000000492080_00477_38607_1616.N1	19-JUL-2009 05:16:06	Bright	49.000	79	26Bet Per	2.3100	13100.	98	38607	No
54	GOM_NL__2PRFIN20090719_051907_000000422080_00477_38607_1617.N1	19-JUL-2009 05:19:07	Twi_and_stray	41.500	150	44Zet Per	2.8900	28000.	83	38607	No
55	GOM_NL__2PRFIN20090719_052147_000000462080_00477_38607_1618.N1	19-JUL-2009 05:21:47	Twilight	45.500	146	25Eta Tau	2.8730	15200.	91	38607	No
56	GOM_NL__2PRFIN20090719_053010_000000632080_00477_38607_1619.N1	19-JUL-2009 05:30:10	Dark	63.000	94	92Alp Cet	2.5260	3100.0	126	38607	No
57	GOM_NL__2PRFIN20090719_055135_000000572080_00478_38608_1624.N1	19-JUL-2009 05:51:35	Dark	56.500	84	Alp Phe	2.3970	4500.0	113	38608	No
58	GOM_NL__2PRFIN20090719_055706_000000492080_00478_38608_1625.N1	19-JUL-2009 05:57:06	Straylight	48.500	63	Bet Gru	2.1500	2800.0	97	38608	No
59	GOM_NL__2PRFIN20090719_055837_000000472080_00478_38608_1626.N1	19-JUL-2009 05:58:37	Straylight	46.500	31	Alp Gru	1.7340	15200.	93	38608	No
60	GOM_NL__2PRFIN20090719_061957_000000452080_00478_38608_1627.N1	19-JUL-2009 06:19:57	Bright	45.000	11	53Alp Aql	0.76500	8000.0	90	38608	No
61	GOM_NL__2PRFIN20090719_063101_000000422080_00478_38608_1628.N1	19-JUL-2009 06:31:01	Bright	41.500	144	18Del Cyg	2.8600	11000.	83	38608	No
62	GOM_NL__2PRFIN20090719_063306_000000492080_00478_38608_1629.N1	19-JUL-2009 06:33:06	Bright	48.500	19	50Alp Cyg	1.2460	10500.	97	38608	No
63	GOM_NL__2PRFIN20090719_063808_000000422080_00478_38608_1630.N1	19-JUL-2009 06:38:08	Bright	41.500	89	5Alp Cep	2.4510	8000.0	83	38608	No
64	GOM_NL__2PRFIN20090719_064528_000000502080_00478_38608_1631.N1	19-JUL-2009 06:45:28	Bright	50.000	74	11Bet Cas	2.2680	6600.0	100	38608	No
65	GOM_NL__2PRFIN20090719_064726_000000292080_00478_38608_1632.N1	19-JUL-2009 06:47:26	Twi_and_stray	29.000	68	18Alp Cas	2.2250	4500.0	58	38608	No
66	GOM_NL__2PRFIN20090719_065218_000000402080_00478_38608_1633.N1	19-JUL-2009 06:52:18	Bright	39.500	160	23Gam Per	2.9300	4700.0	79	38608	No
67	GOM_NL__2PRFIN20090719_065342_000000482080_00478_38608_1634.N1	19-JUL-2009 06:53:42	Bright	47.500	35	33Alp Per	1.7950	6250.0	95	38608	No
68	GOM_NL__2PRFIN20090719_065642_000000442080_00478_38608_1635.N1	19-JUL-2009 06:56:42	Bright	44.000	79	26Bet Per	2.3100	13100.	88	38608	No
69	GOM_NL__2PRFIN20090719_065943_000000442080_00478_38608_1636.N1	19-JUL-2009 06:59:43	Twi_and_stray	44.000	150	44Zet Per	2.8900	28000.	88	38608	No
70	GOM_NL__2PRFIN20090719_070223_000000442080_00478_38608_1637.N1	19-JUL-2009 07:02:23	Twilight	43.500	146	25Eta Tau	2.8730	15200.	87	38608	No
71	GOM_NL__2PRFIN20090719_073212_000000552080_00479_38609_1638.N1	19-JUL-2009 07:32:12	Dark	55.000	84	Alp Phe	2.3970	4500.0	110	38609	No
72	GOM_NL__2PRFIN20090719_073743_000000662080_00479_38609_1639.N1	19-JUL-2009 07:37:43	Straylight	66.000	63	Bet Gru	2.1500	2800.0	132	38609	No
73	GOM_NL__2PRFIN20090719_073914_000000512080_00479_38609_1640.N1	19-JUL-2009 07:39:14	Straylight	50.500	31	Alp Gru	1.7340	15200.	101	38609	No
74	GOM_NL__2PRFIN20090719_074227_000000492080_00479_38609_1641.N1	19-JUL-2009 07:42:27	Straylight	49.000	172	Gam Gru	3.0030	13100.	98	38609	No
75	GOM_NL__2PRFIN20090719_080033_000000442080_00479_38609_1642.N1	19-JUL-2009 08:00:33	Bright	43.500	11	53Alp Aql	0.76500	8000.0	87	38609	No
76	GOM_NL__2PRFIN20090719_081137_000000422080_00479_38609_1643.N1	19-JUL-2009 08:11:37	Bright	41.500	144	18Del Cyg	2.8600	11000.	83	38609	No
77	GOM_NL__2PRFIN20090719_081341_000000472080_00479_38609_1644.N1	19-JUL-2009 08:13:41	Bright	47.000	19	50Alp Cyg	1.2460	10500.	94	38609	No
78	GOM_NL__2PRFIN20090719_081844_000000422080_00479_38609_1645.N1	19-JUL-2009 08:18:44	Bright	42.000	89	5Alp Cep	2.4510	8000.0	84	38609	No
79	GOM_NL__2PRFIN20090719_082603_000000502080_00479_38609_1646.N1	19-JUL-2009 08:26:03	Bright	49.500	74	11Bet Cas	2.2680	6600.0	99	38609	No
80	GOM_NL__2PRFIN20090719_082801_000000292080_00479_38609_1647.N1	19-JUL-2009 08:28:01	Twi_and_stray	29.000	68	18Alp Cas	2.2250	4500.0	58	38609	No
81	GOM_NL__2PRFIN20090719_083254_000000622080_00479_38609_1648.N1	19-JUL-2009 08:32:54	Bright	62.000	160	23Gam Per	2.9300	4700.0	124	38609	No
82	GOM_NL__2PRFIN20090719_083418_000000462080_00479_38609_1649.N1	19-JUL-2009 08:34:18	Bright	45.500	35	33Alp Per	1.7950	6250.0	91	38609	No
83	GOM_NL__2PRFIN20090719_083718_000000472080_00479_38609_1650.N1	19-JUL-2009 08:37:18	Bright	47.000	79	26Bet Per	2.3100	13100.	94	38609	No
84	GOM_NL__2PRFIN20090719_084020_000000402080_00479_38609_1651.N1	19-JUL-2009 08:40:20	Twi_and_stray	40.000	150	44Zet Per	2.8900	28000.	80	38609	No
85	GOM_NL__2PRFIN20090719_084259_000000412080_00479_38609_1652.N1	19-JUL-2009 08:42:59	Twilight	40.500	146	25Eta Tau	2.8730	15200.	81	38609	No
86	GOM_NL__2PRFIN20090719_091249_000000552080_00480_38610_1646.N1	19-JUL-2009 09:12:49	Dark	54.500	84	Alp Phe	2.3970	4500.0	109	38610	No
87	GOM_NL__2PRFIN20090719_091820_000000642080_00480_38610_1647.N1	19-JUL-2009 09:18:20	Straylight	63.500	63	Bet Gru	2.1500	2800.0	127	38610	No
88	GOM_NL__2PRFIN20090719_091950_000000502080_00480_38610_1648.N1	19-JUL-2009 09:19:50	Straylight	49.500	31	Alp Gru	1.7340	15200.	99	38610	No
89	GOM_NL__2PRFIN20090719_092304_000000502080_00480_38610_1649.N1	19-JUL-2009 09:23:04	Straylight	49.500	172	Gam Gru	3.0030	13100.	99	38610	No
90	GOM_NL__2PRFIN20090719_094108_000000462080_00480_38610_1650.N1	19-JUL-2009 09:41:08	Bright	45.500	11	53Alp Aql	0.76500	8000.0	91	38610	No
91	GOM_NL__2PRFIN20090719_095212_000000412080_00480_38610_1651.N1	19-JUL-2009 09:52:12	Bright	41.000	144	18Del Cyg	2.8600	11000.	82	38610	No
92	GOM_NL__2PRFIN20090719_095416_000000612080_00480_38610_1652.N1	19-JUL-2009 09:54:16	Bright	60.500	19	50Alp Cyg	1.2460	10500.	121	38610	No
93	GOM_NL__2PRFIN20090719_095919_000000432080_00480_38610_1653.N1	19-JUL-2009 09:59:19	Bright	43.000	89	5Alp Cep	2.4510	8000.0	86	38610	No
94	GOM_NL__2PRFIN20090719_100638_000000512080_00480_38610_1654.N1	19-JUL-2009 10:06:38	Bright	51.000	74	11Bet Cas	2.2680	6600.0	102	38610	No
95	GOM_NL__2PRFIN20090719_100836_000000272080_00480_38610_1655.N1	19-JUL-2009 10:08:36	Twi_and_stray	27.000	68	18Alp Cas	2.2250	4500.0	54	38610	No
96	GOM_NL__2PRFIN20090719_101329_000000412080_00480_38610_1656.N1	19-JUL-2009 10:13:29	Bright	41.000	160	23Gam Per	2.9300	4700.0	82	38610	No
97	GOM_NL__2PRFIN20090719_101454_000000532080_00480_38610_1657.N1	19-JUL-2009 10:14:54	Bright	53.000	35	33Alp Per	1.7950	6250.0	106	38610	No
98	GOM_NL__2PRFIN20090719_101754_000000462080_00480_38610_1658.N1	19-JUL-2009 10:17:54	Bright	45.500	79	26Bet Per	2.3100	13100.	91	38610	No
99	GOM_NL__2PRFIN20090719_102056_000000412080_00480_38610_1659.N1	19-JUL-2009 10:20:56	Twi_and_stray	41.000	150	44Zet Per	2.8900	28000.	82	38610	No
100	GOM_NL__2PRFIN20090719_102335_000000472080_00480_38610_1660.N1	19-JUL-2009 10:23:35	Twilight	46.500	146	25Eta Tau	2.8730	15200.	93	38610	No
101	GOM_NL__2PRFIN20090719_105326_000000552080_00481_38611_1660.N1	19-JUL-2009 10:53:26	Dark	54.500	84	Alp Phe	2.3970	4500.0	109	38611	No

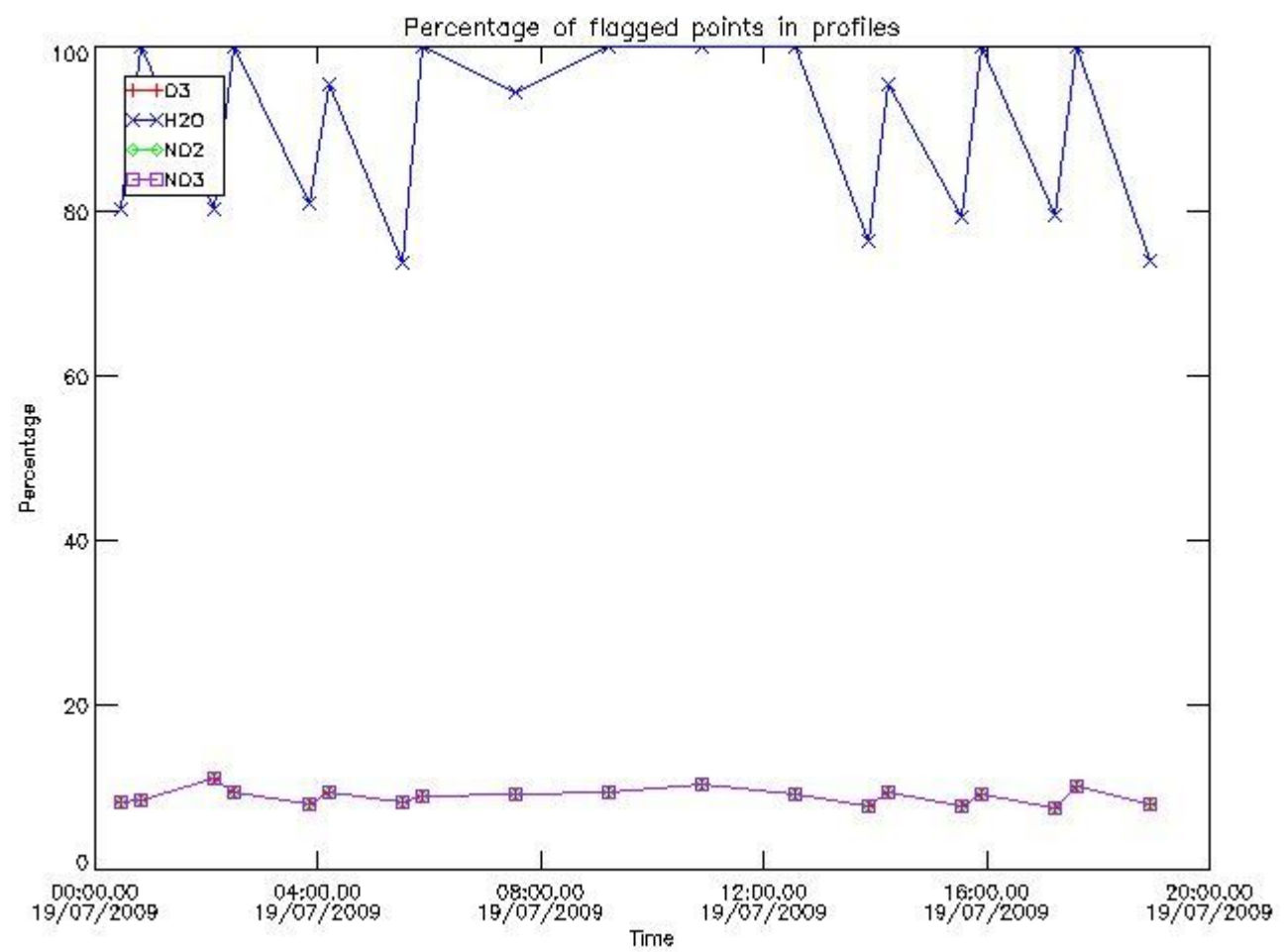
102	GOM_NL__2PRFIN20090719_105856_000000632080_00481_38611_1661.N1	19-JUL-2009 10:58:56	Straylight	62.500	63	Bet Gru	2.1500	2800.0	125	38611	No
103	GOM_NL__2PRFIN20090719_110027_000000472080_00481_38611_1662.N1	19-JUL-2009 11:00:27	Straylight	47.000	31	Alp Gru	1.7340	15200.	94	38611	No
104	GOM_NL__2PRFIN20090719_110340_000000502080_00481_38611_1663.N1	19-JUL-2009 11:03:40	Straylight	50.000	172	Gam Gru	3.0030	13100.	100	38611	No
105	GOM_NL__2PRFIN20090719_112144_000000422080_00481_38611_1664.N1	19-JUL-2009 11:21:44	Bright	41.500	11	53Alp Aql	0.76500	8000.0	83	38611	No
106	GOM_NL__2PRFIN20090719_113248_000000402080_00481_38611_1665.N1	19-JUL-2009 11:32:48	Bright	40.000	144	18Del Cyg	2.8600	11000.	80	38611	No
107	GOM_NL__2PRFIN20090719_113451_000000492080_00481_38611_1666.N1	19-JUL-2009 11:34:51	Bright	48.500	19	50Alp Cyg	1.2460	10500.	97	38611	No
108	GOM_NL__2PRFIN20090719_113954_000000442080_00481_38611_1667.N1	19-JUL-2009 11:39:54	Bright	43.500	89	5Alp Cep	2.4510	8000.0	87	38611	No
109	GOM_NL__2PRFIN20090719_114714_000000502080_00481_38611_1668.N1	19-JUL-2009 11:47:14	Bright	49.500	74	11Bet Cas	2.2680	6600.0	99	38611	No
110	GOM_NL__2PRFIN20090719_114911_000000272080_00481_38611_1669.N1	19-JUL-2009 11:49:11	Twi_and_stray	27.000	68	18Alp Cas	2.2250	4500.0	54	38611	No
111	GOM_NL__2PRFIN20090719_115405_000000432080_00481_38611_1670.N1	19-JUL-2009 11:54:05	Bright	42.500	160	23Gam Per	2.9300	4700.0	85	38611	No
112	GOM_NL__2PRFIN20090719_115529_000000452080_00481_38611_1671.N1	19-JUL-2009 11:55:29	Bright	45.000	35	33Alp Per	1.7950	6250.0	90	38611	No
113	GOM_NL__2PRFIN20090719_115830_000000452080_00481_38611_1672.N1	19-JUL-2009 11:58:30	Bright	45.000	79	26Bet Per	2.3100	13100.	90	38611	No
114	GOM_NL__2PRFIN20090719_120132_000000422080_00481_38611_1673.N1	19-JUL-2009 12:01:32	Twi_and_stray	42.000	150	44Zet Per	2.8900	28000.	84	38611	No
115	GOM_NL__2PRFIN20090719_120412_000000432080_00481_38611_1674.N1	19-JUL-2009 12:04:12	Twilight	43.000	146	25Eta Tau	2.8730	15200.	86	38611	No
116	GOM_NL__2PRFIN20090719_123403_000000562080_00482_38612_1680.N1	19-JUL-2009 12:34:03	Dark	56.000	84	Alp Phe	2.3970	4500.0	112	38612	No
117	GOM_NL__2PRFIN20090719_123933_000000512080_00482_38612_1681.N1	19-JUL-2009 12:39:33	Straylight	51.000	63	Bet Gru	2.1500	2800.0	102	38612	No
118	GOM_NL__2PRFIN20090719_124104_000000502080_00482_38612_1682.N1	19-JUL-2009 12:41:04	Straylight	49.500	31	Alp Gru	1.7340	15200.	99	38612	No
119	GOM_NL__2PRFIN20090719_124417_000000512080_00482_38612_1683.N1	19-JUL-2009 12:44:17	Straylight	50.500	172	Gam Gru	3.0030	13100.	101	38612	No
120	GOM_NL__2PRFIN20090719_130220_000000422080_00482_38612_1684.N1	19-JUL-2009 13:02:20	Bright	42.000	11	53Alp Aql	0.76500	8000.0	84	38612	No
121	GOM_NL__2PRFIN20090719_131323_000000412080_00482_38612_1685.N1	19-JUL-2009 13:13:23	Bright	41.000	144	18Del Cyg	2.8600	11000.	82	38612	No
122	GOM_NL__2PRFIN20090719_131526_000000472080_00482_38612_1686.N1	19-JUL-2009 13:15:26	Bright	46.500	19	50Alp Cyg	1.2460	10500.	93	38612	No
123	GOM_NL__2PRFIN20090719_132030_000000442080_00482_38612_1687.N1	19-JUL-2009 13:20:30	Bright	44.000	89	5Alp Cep	2.4510	8000.0	88	38612	No
124	GOM_NL__2PRFIN20090719_132749_000000602080_00482_38612_1688.N1	19-JUL-2009 13:27:49	Bright	59.500	74	11Bet Cas	2.2680	6600.0	119	38612	No
125	GOM_NL__2PRFIN20090719_132946_000000262080_00482_38612_1689.N1	19-JUL-2009 13:29:46	Twi_and_stray	26.000	68	18Alp Cas	2.2250	4500.0	52	38612	No
126	GOM_NL__2PRFIN20090719_133440_000000532080_00482_38612_1690.N1	19-JUL-2009 13:34:40	Bright	52.500	160	23Gam Per	2.9300	4700.0	105	38612	No
127	GOM_NL__2PRFIN20090719_133605_000000562080_00482_38612_1691.N1	19-JUL-2009 13:36:05	Bright	55.500	35	33Alp Per	1.7950	6250.0	111	38612	No
128	GOM_NL__2PRFIN20090719_133906_000000452080_00482_38612_1692.N1	19-JUL-2009 13:39:06	Bright	45.000	79	26Bet Per	2.3100	13100.	90	38612	No
129	GOM_NL__2PRFIN20090719_134208_000000412080_00482_38612_1693.N1	19-JUL-2009 13:42:08	Twi_and_stray	41.000	150	44Zet Per	2.8900	28000.	82	38612	No
130	GOM_NL__2PRFIN20090719_134448_000000462080_00482_38612_1694.N1	19-JUL-2009 13:44:48	Twilight	46.000	146	25Eta Tau	2.8730	15200.	92	38612	No
131	GOM_NL__2PRFIN20090719_135314_000000662080_00482_38612_1695.N1	19-JUL-2009 13:53:14	Dark	66.000	94	92Alp Cet	2.5260	3100.0	132	38612	No
132	GOM_NL__2PRFIN20090719_141440_000000552080_00483_38613_1694.N1	19-JUL-2009 14:14:40	Dark	54.500	84	Alp Phe	2.3970	4500.0	109	38613	No
133	GOM_NL__2PRFIN20090719_142010_000000512080_00483_38613_1695.N1	19-JUL-2009 14:20:10	Straylight	50.500	63	Bet Gru	2.1500	2800.0	101	38613	No
134	GOM_NL__2PRFIN20090719_142140_000000502080_00483_38613_1696.N1	19-JUL-2009 14:21:40	Straylight	50.000	31	Alp Gru	1.7340	15200.	100	38613	No
135	GOM_NL__2PRFIN20090719_142454_000000502080_00483_38613_1697.N1	19-JUL-2009 14:24:54	Straylight	49.500	172	Gam Gru	3.0030	13100.	99	38613	No
136	GOM_NL__2PRFIN20090719_144255_000000422080_00483_38613_1698.N1	19-JUL-2009 14:42:55	Bright	42.000	11	53Alp Aql	0.76500	8000.0	84	38613	No
137	GOM_NL__2PRFIN20090719_145358_000000402080_00483_38613_1699.N1	19-JUL-2009 14:53:58	Bright	40.000	144	18Del Cyg	2.8600	11000.	80	38613	No
138	GOM_NL__2PRFIN20090719_145602_000000482080_00483_38613_1700.N1	19-JUL-2009 14:56:02	Bright	47.500	19	50Alp Cyg	1.2460	10500.	95	38613	No
139	GOM_NL__2PRFIN20090719_150105_000000442080_00483_38613_1701.N1	19-JUL-2009 15:01:05	Bright	44.000	89	5Alp Cep	2.4510	8000.0	88	38613	No
140	GOM_NL__2PRFIN20090719_150824_000000582080_00483_38613_1702.N1	19-JUL-2009 15:08:24	Bright	58.000	74	11Bet Cas	2.2680	6600.0	116	38613	No
141	GOM_NL__2PRFIN20090719_151022_000000262080_00483_38613_1703.N1	19-JUL-2009 15:10:22	Twi_and_stray	26.000	68	18Alp Cas	2.2250	4500.0	52	38613	No
142	GOM_NL__2PRFIN20090719_151516_000000572080_00483_38613_1704.N1	19-JUL-2009 15:15:16	Bright	56.500	160	23Gam Per	2.9300	4700.0	113	38613	No
143	GOM_NL__2PRFIN20090719_151641_000000502080_00483_38613_1705.N1	19-JUL-2009 15:16:41	Bright	50.000	35	33Alp Per	1.7950	6250.0	100	38613	No
144	GOM_NL__2PRFIN20090719_151941_000000482080_00483_38613_1706.N1	19-JUL-2009 15:19:41	Bright	47.500	79	26Bet Per	2.3100	13100.	95	38613	No
145	GOM_NL__2PRFIN20090719_152244_000000432080_00483_38613_1707.N1	19-JUL-2009 15:22:44	Twi_and_stray	43.000	150	44Zet Per	2.8900	28000.	86	38613	No
146	GOM_NL__2PRFIN20090719_152524_000000452080_00483_38613_1708.N1	19-JUL-2009 15:25:24	Twilight	45.000	146	25Eta Tau	2.8730	15200.	90	38613	No
147	GOM_NL__2PRFIN20090719_153351_000000662080_00483_38613_1709.N1	19-JUL-2009 15:33:51	Dark	65.500	94	92Alp Cet	2.5260	3100.0	131	38613	No
148	GOM_NL__2PRFIN20090719_155517_000000562080_00484_38614_1704.N1	19-JUL-2009 15:55:17	Dark	56.000	84	Alp Phe	2.3970	4500.0	112	38614	No
149	GOM_NL__2PRFIN20090719_160047_000000502080_00484_38614_1705.N1	19-JUL-2009 16:00:47	Straylight	49.500	63	Bet Gru	2.1500	2800.0	99	38614	No
150	GOM_NL__2PRFIN20090719_160217_000000482080_00484_38614_1706.N1	19-JUL-2009 16:02:17	Straylight	48.000	31	Alp Gru	1.7340	15200.	96	38614	No
151	GOM_NL__2PRFIN20090719_160530_000000522080_00484_38614_1707.N1	19-JUL-2009 16:05:30	Straylight	51.500	172	Gam Gru	3.0030	13100.	103	38614	No
152	GOM_NL__2PRFIN20090719_162331_000000442080_00484_38614_1708.N1	19-JUL-2009 16:23:31	Bright	43.500	11	53Alp Aql	0.76500	8000.0	87	38614	No
153	GOM_NL__2PRFIN20090719_163434_000000412080_00484_38614_1709.N1	19-JUL-2009 16:34:34	Bright	40.500	144	18Del Cyg	2.8600	11000.	81	38614	No
154	GOM_NL__2PRFIN20090719_163637_000000482080_00484_38614_1710.N1	19-JUL-2009 16:36:37	Bright	47.500	19	50Alp Cyg	1.2460	10500.	95	38614	No
155	GOM_NL__2PRFIN20090719_164141_000000422080_00484_38614_1711.N1	19-JUL-2009 16:41:41	Bright	41.500	89	5Alp Cep	2.4510	8000.0	83	38614	No
156	GOM_NL__2PRFIN20090719_164859_000000502080_00484_38614_1712.N1	19-JUL-2009 16:48:59	Bright	50.000	74	11Bet Cas	2.2680	6600.0	100	38614	No
157	GOM_NL__2PRFIN20090719_165135_000000572080_00484_38614_1713.N1	19-JUL-2009 16:51:35	Bright	57.000	110	37Del Cas	2.6780	8900.0	114	38614	No
158	GOM_NL__2PRFIN20090719_165552_000000442080_00484_38614_1714.N1	19-JUL-2009 16:55:52	Bright	44.000	160	23Gam Per	2.9300	4700.0	88	38614	No
159	GOM_NL__2PRFIN20090719_165717_000000462080_00484_38614_1715.N1	19-JUL-2009 16:57:17	Bright	45.500	35	33Alp Per	1.7950	6250.0	91	38614	No
160	GOM_NL__2PRFIN20090719_170017_000000462080_00484_38614_1716.N1	19-JUL-2009 17:00:17	Bright	46.000	79	26Bet Per	2.3100	13100.	92	38614	No

161	GOM_NL__2PRFIN20090719_170320_000000422080_00484_38614_1717.N1	19-JUL-2009 17:03:20	Twilight	41.500	150	44Zet Per	2.8900	28000.	83	38614	No
162	GOM_NL__2PRFIN20090719_170600_000000432080_00484_38614_1718.N1	19-JUL-2009 17:06:00	Twilight	42.500	146	25Eta Tau	2.8730	15200.	85	38614	No
163	GOM_NL__2PRFIN20090719_171428_000000692080_00484_38614_1719.N1	19-JUL-2009 17:14:28	Dark	68.500	94	92Alp Cet	2.5260	3100.0	137	38614	No
164	GOM_NL__2PRFIN20090719_173554_000000552080_00485_38615_1714.N1	19-JUL-2009 17:35:54	Dark	55.000	84	Alp Phe	2.3970	4500.0	110	38615	No
165	GOM_NL__2PRFIN20090719_174123_000000492080_00485_38615_1715.N1	19-JUL-2009 17:41:23	Straylight	48.500	63	Bet Gru	2.1500	2800.0	97	38615	No
166	GOM_NL__2PRFIN20090719_174254_000000482080_00485_38615_1716.N1	19-JUL-2009 17:42:54	Straylight	47.500	31	Alp Gru	1.7340	15200.	95	38615	No
167	GOM_NL__2PRFIN20090719_174607_000000502080_00485_38615_1717.N1	19-JUL-2009 17:46:07	Straylight	50.000	172	Gam Gru	3.0030	13100.	100	38615	No
168	GOM_NL__2PRFIN20090719_180407_000000452080_00485_38615_1718.N1	19-JUL-2009 18:04:07	Bright	45.000	11	53Alp Aql	0.76500	8000.0	90	38615	No
169	GOM_NL__2PRFIN20090719_181510_000000382080_00485_38615_1719.N1	19-JUL-2009 18:15:10	Bright	38.000	144	18Del Cyg	2.8600	11000.	76	38615	No
170	GOM_NL__2PRFIN20090719_181712_000000692080_00485_38615_1720.N1	19-JUL-2009 18:17:12	Bright	69.000	19	50Alp Cyg	1.2460	10500.	138	38615	No
171	GOM_NL__2PRFIN20090719_182216_000000422080_00485_38615_1721.N1	19-JUL-2009 18:22:16	Bright	42.000	89	5Alp Cep	2.4510	8000.0	84	38615	No
172	GOM_NL__2PRFIN20090719_182934_000000552080_00485_38615_1722.N1	19-JUL-2009 18:29:34	Bright	55.000	74	11Bet Cas	2.2680	6600.0	110	38615	No
173	GOM_NL__2PRFIN20090719_183211_000000462080_00485_38615_1723.N1	19-JUL-2009 18:32:11	Bright	46.000	110	37Del Cas	2.6780	8900.0	92	38615	No
174	GOM_NL__2PRFIN20090719_183628_000000462080_00485_38615_1724.N1	19-JUL-2009 18:36:28	Bright	46.000	160	23Gam Per	2.9300	4700.0	92	38615	No
175	GOM_NL__2PRFIN20090719_183753_000000422080_00485_38615_1725.N1	19-JUL-2009 18:37:53	Bright	42.000	35	33Alp Per	1.7950	6250.0	84	38615	No
176	GOM_NL__2PRFIN20090719_184053_000000452080_00485_38615_1726.N1	19-JUL-2009 18:40:53	Bright	45.000	79	26Bet Per	2.3100	13100.	90	38615	No
177	GOM_NL__2PRFIN20090719_184356_000000412080_00485_38615_1727.N1	19-JUL-2009 18:43:56	Twilight	40.500	150	44Zet Per	2.8900	28000.	81	38615	No
178	GOM_NL__2PRFIN20090719_184637_000000432080_00485_38615_1728.N1	19-JUL-2009 18:46:37	Twilight	42.500	146	25Eta Tau	2.8730	15200.	85	38615	No
179	GOM_NL__2PRFIN20090719_185505_000000642080_00485_38615_1729.N1	19-JUL-2009 18:55:05	Dark	64.000	94	92Alp Cet	2.5260	3100.0	128	38615	No

3. Quality information per product

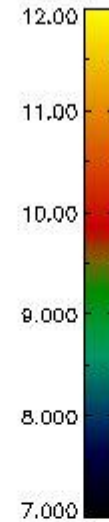
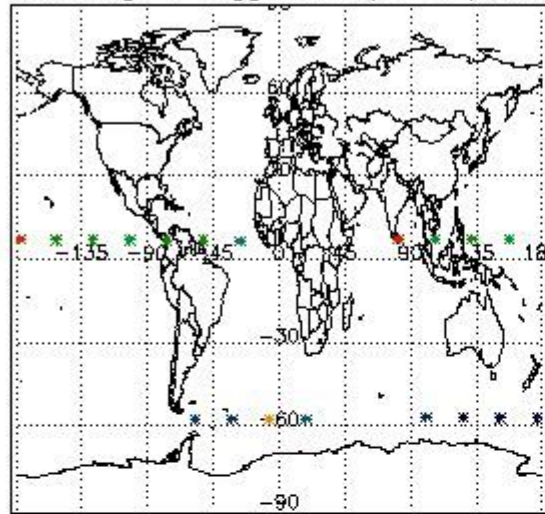
In this section it is plotted some information contained in the Quality Summary data set of the level 2 products. Only products in dark limb conditions and without errors (error flag in the MPH set to "0") are used.

3.1 Plot quality information per product (time dependant)

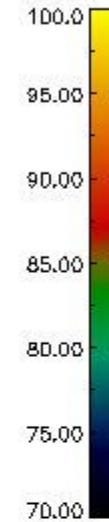
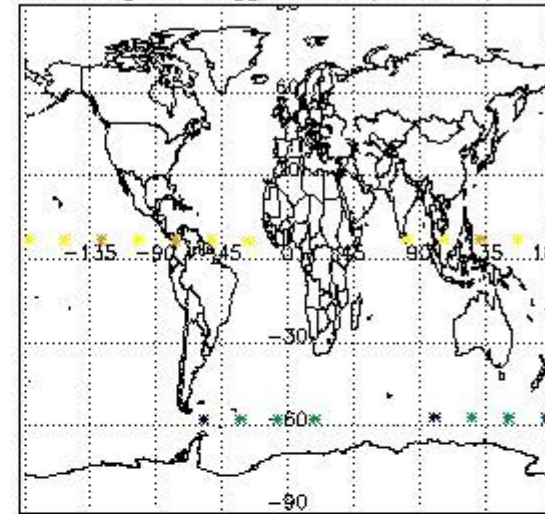


3.2 Plot quality information per product (world map)

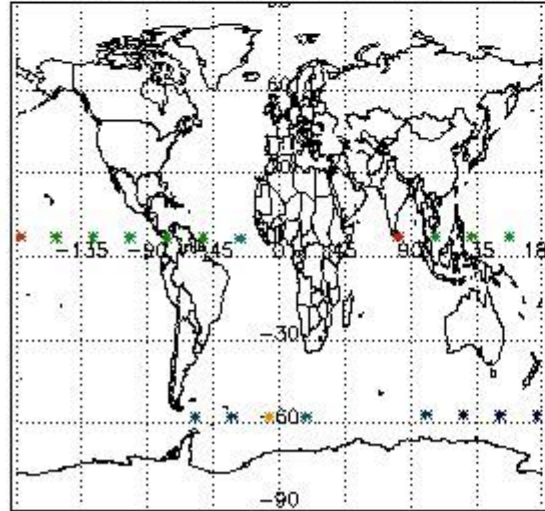
Percentage of flagged data per O3 profile



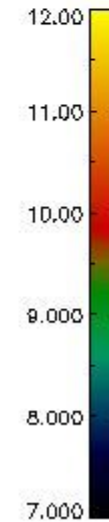
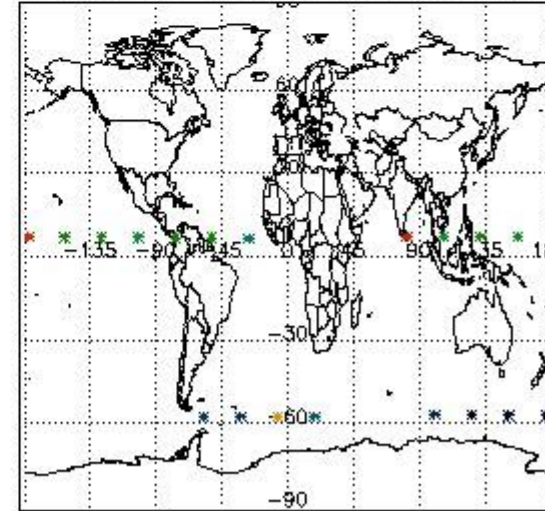
Percentage of flagged data per H2O profile



Percentage of flagged data per NO2 profile



Percentage of flagged data per NO3 profile

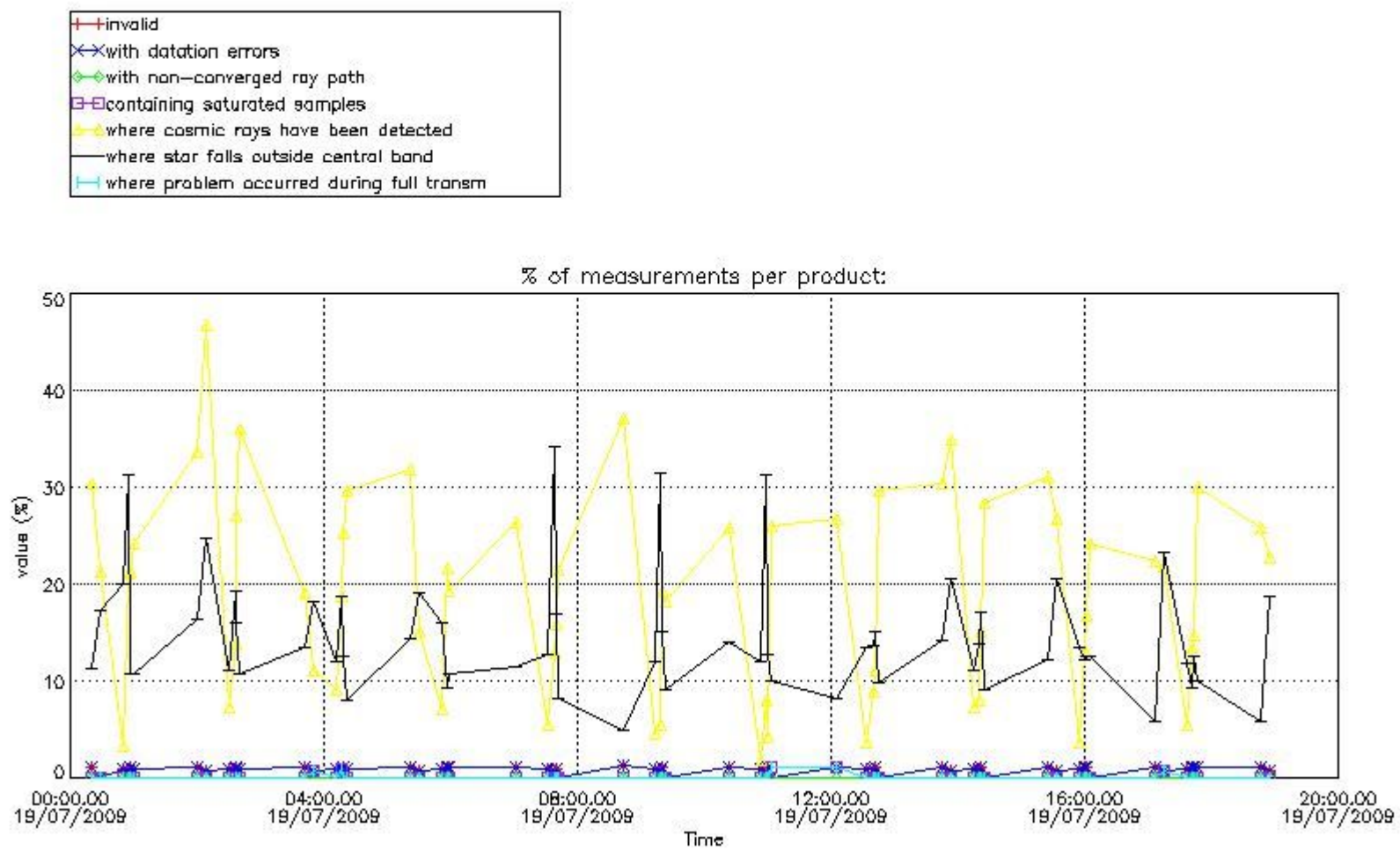


4. Level 1 quality information per product

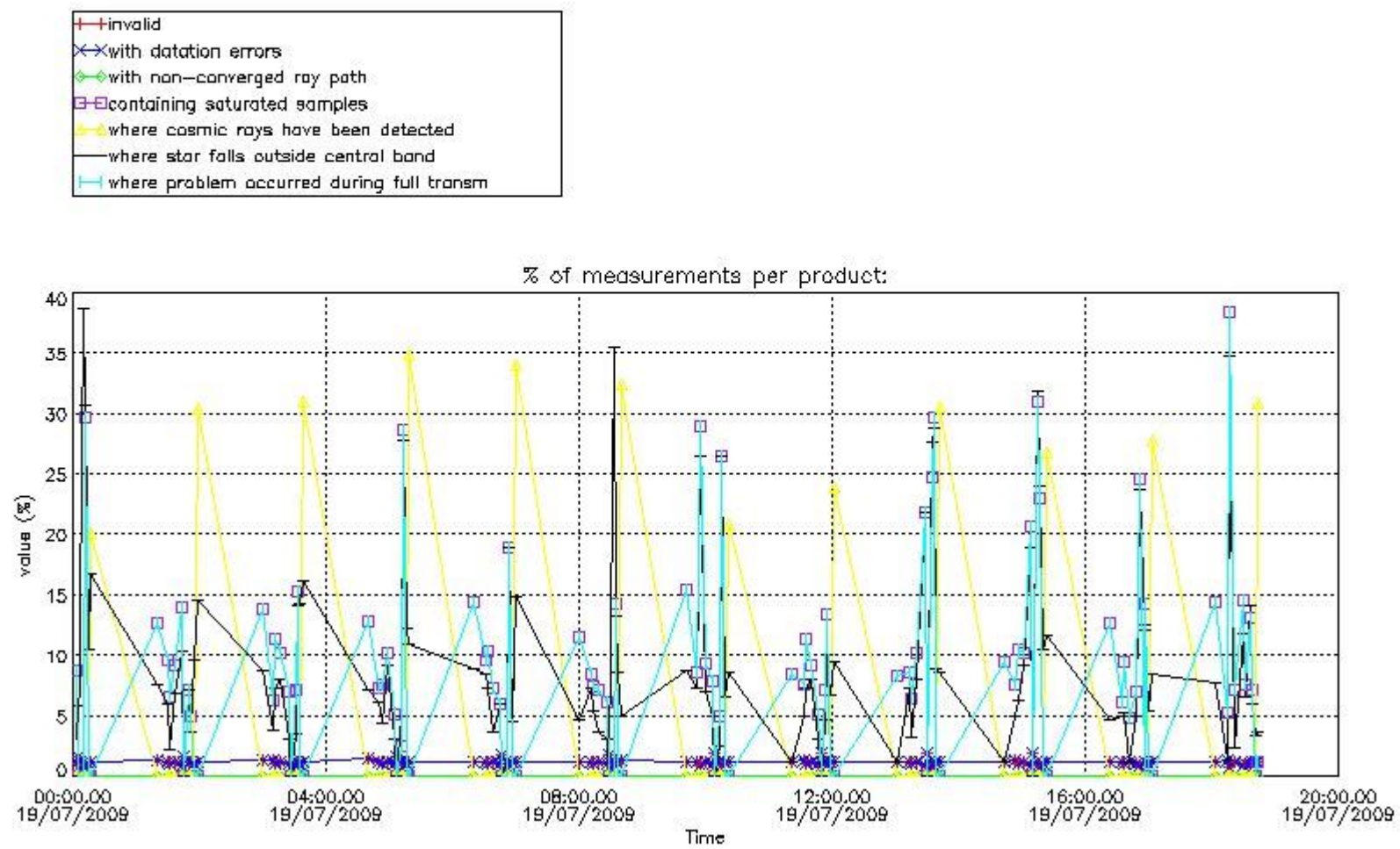
In this section it is plotted some information contained in the Quality Summary data set of the level 2 products that comes from the level 1b processing. Products without errors (error flag in the MPH set to "0") are used.

4.1 Plot quality information per product (time dependant) coming from level 1b processing

4.1.1 Plot level 1 quality information per product (time dependant): ENVISAT ASCENDING passes



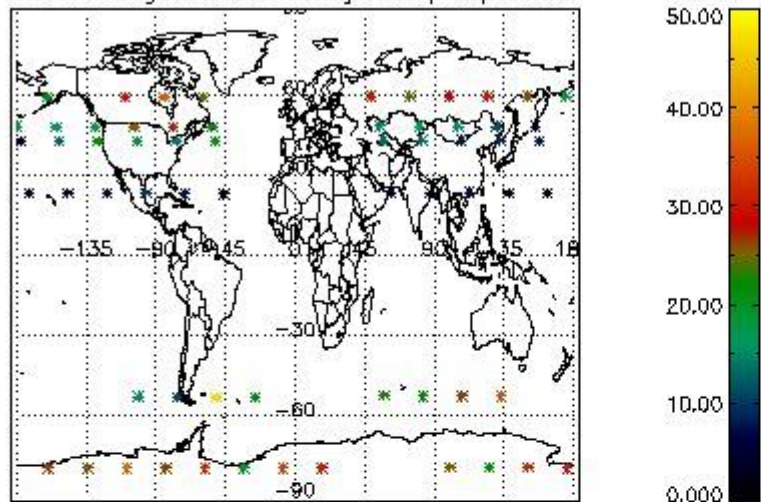
4.1.2 Plot level 1 quality information per product (time dependant): ENVI SAT DESCENDING passes



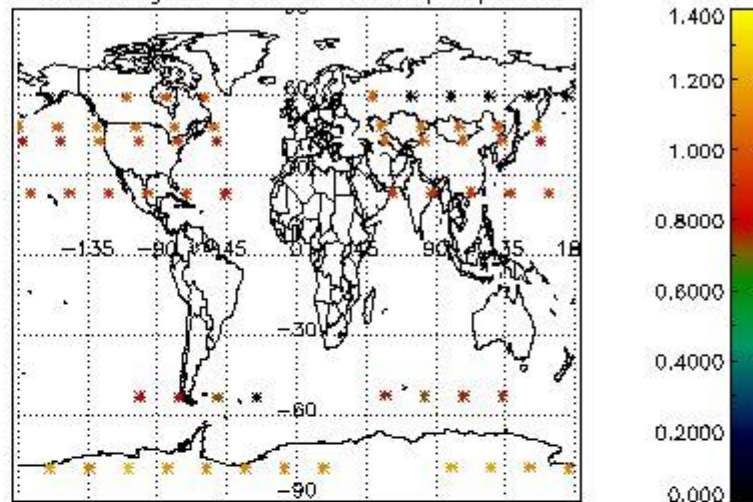
4.2 Plot quality information per product coming from level 1b processing (world map)

4.2.1 Plot level 1 quality information per product (world map): ENVISAT ASCENDING passes

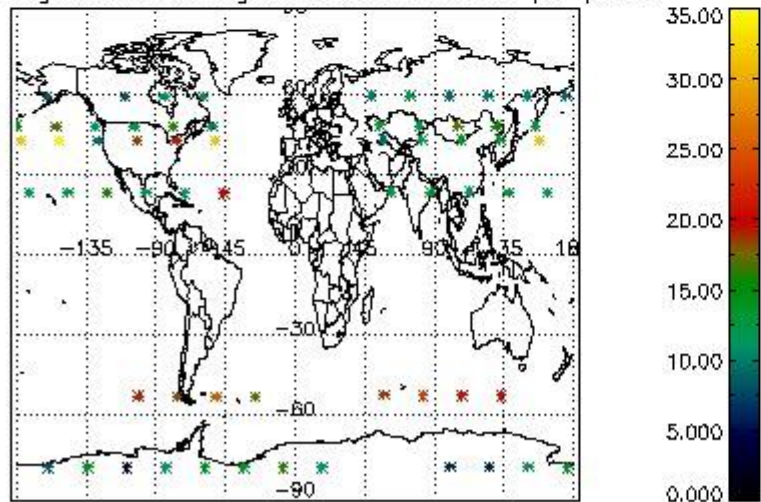
Percentage of cosmic ray hits per profile



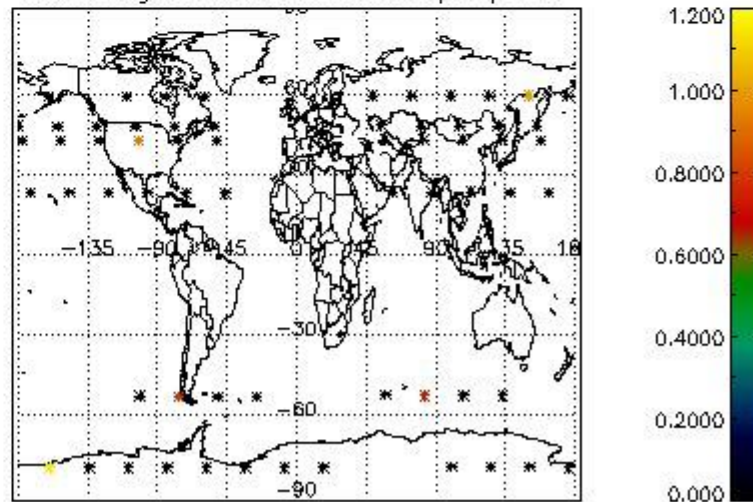
Percentage of datation errors per profile



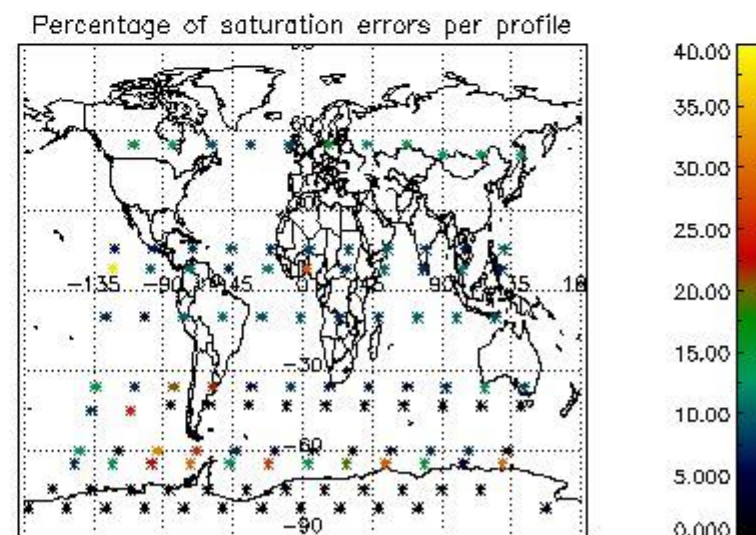
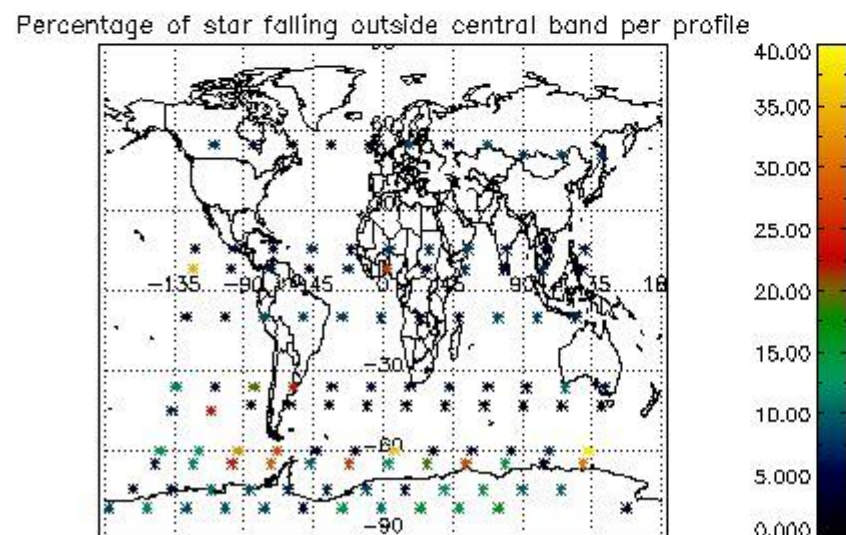
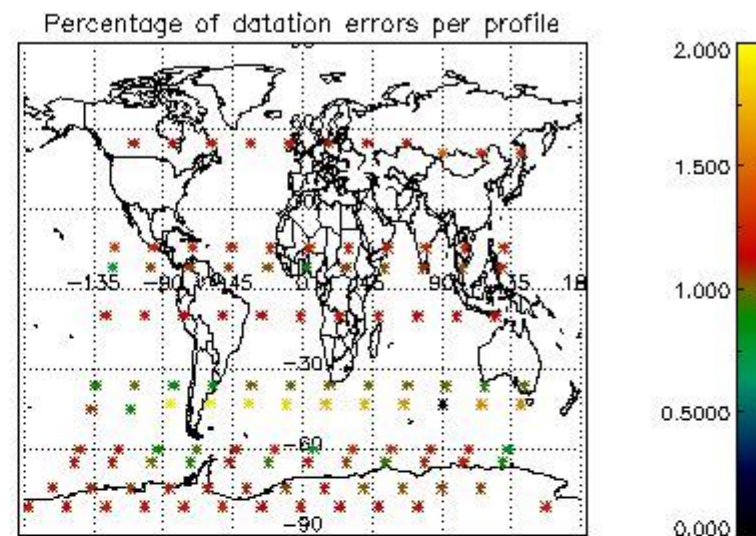
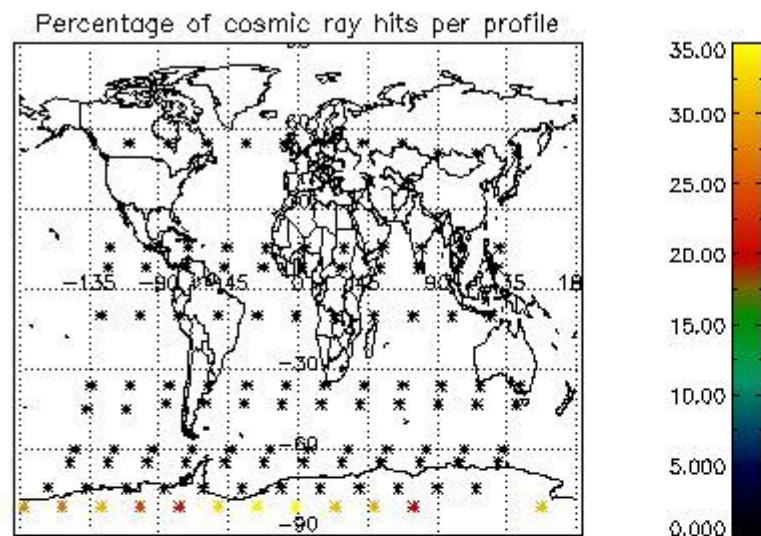
Percentage of star falling outside central band per profile



Percentage of saturation errors per profile



4.2.2 Plot level 1 quality information per product (world map): ENVISAT DESCENDING passes



5. Trace gas profiles

5.1 Ozone statistics based on quality of products

The final quality of the products can be "measured" using the STD (Standard Deviation) attached to every point profile. This information is written to the parameter GOM_NL__2P/NL_LOCAL_SPECIES_DENSITY/o3_std of the level 2 products. The table below shows the statistics for given STD ranges.

The statistics are given with respect to the overall valid production:

- Products without fatal errors: GOM_NL__2P/MPH/PRODUCT_ERR=0
- Valid point profile: GOM_NL__2P/NL_LOCAL_SPECIES_DENSITY/pcd(0)=0

The 'Criteria' is applied to valid points of dark limb products:

- Products in dark limb illumination condition: GOM_NL__2P/NL_SUMMARY_QUALITY/obs_ill_cond=0
- Products without fatal errors: GOM_NL__2P/MPH/PRODUCT_ERR=0
- Valid point profile: GOM_NL__2P/NL_LOCAL_SPECIES_DENSITY/pcd(0)=0

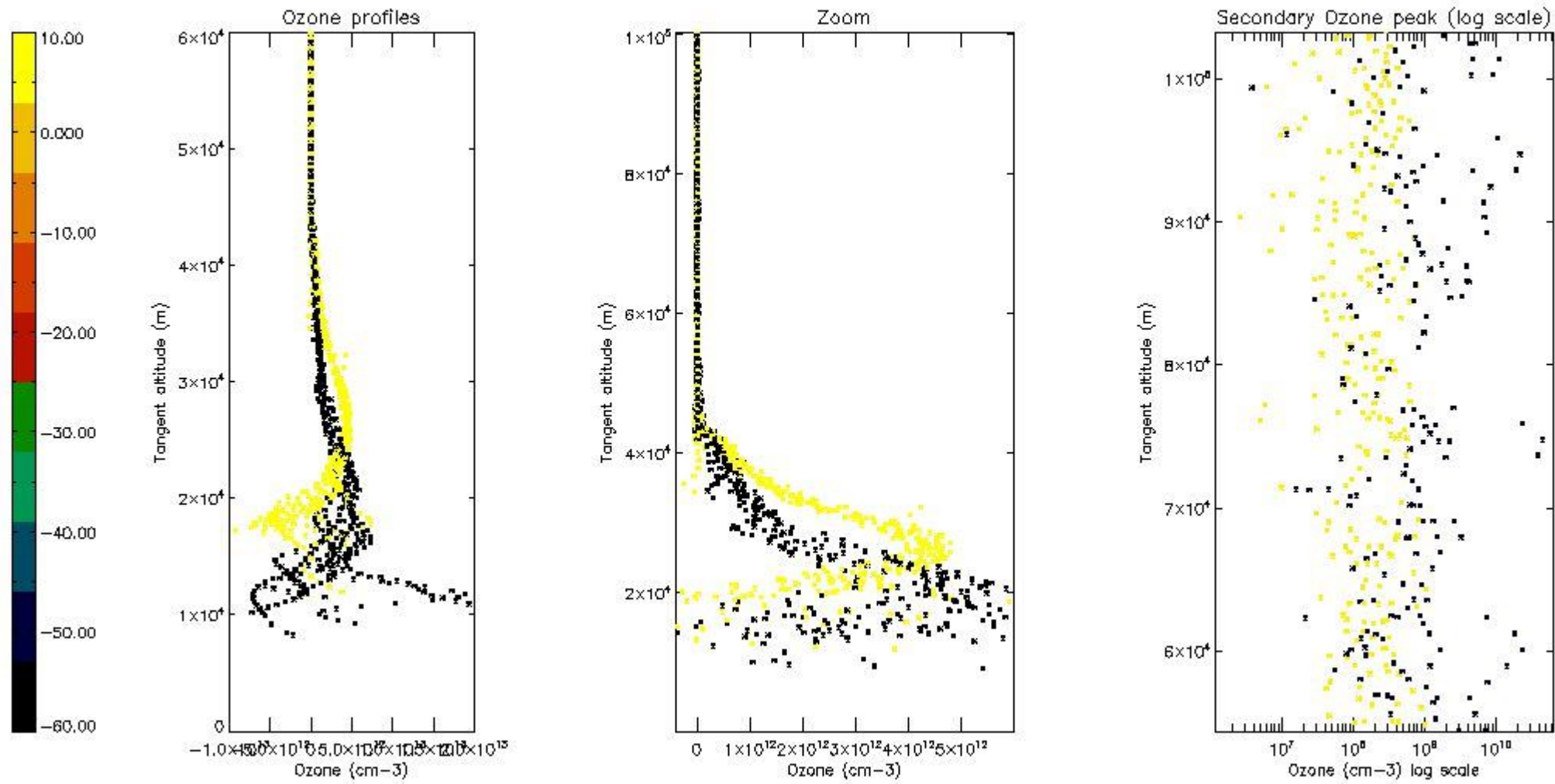
So, the table below shows the percentage of dark limb and valid observations for each criteria with respect to the overall valid daily observations.

Criteria	% of total production
All STD	14
STD < 20	4

STD < 10	2
STD < 5	0

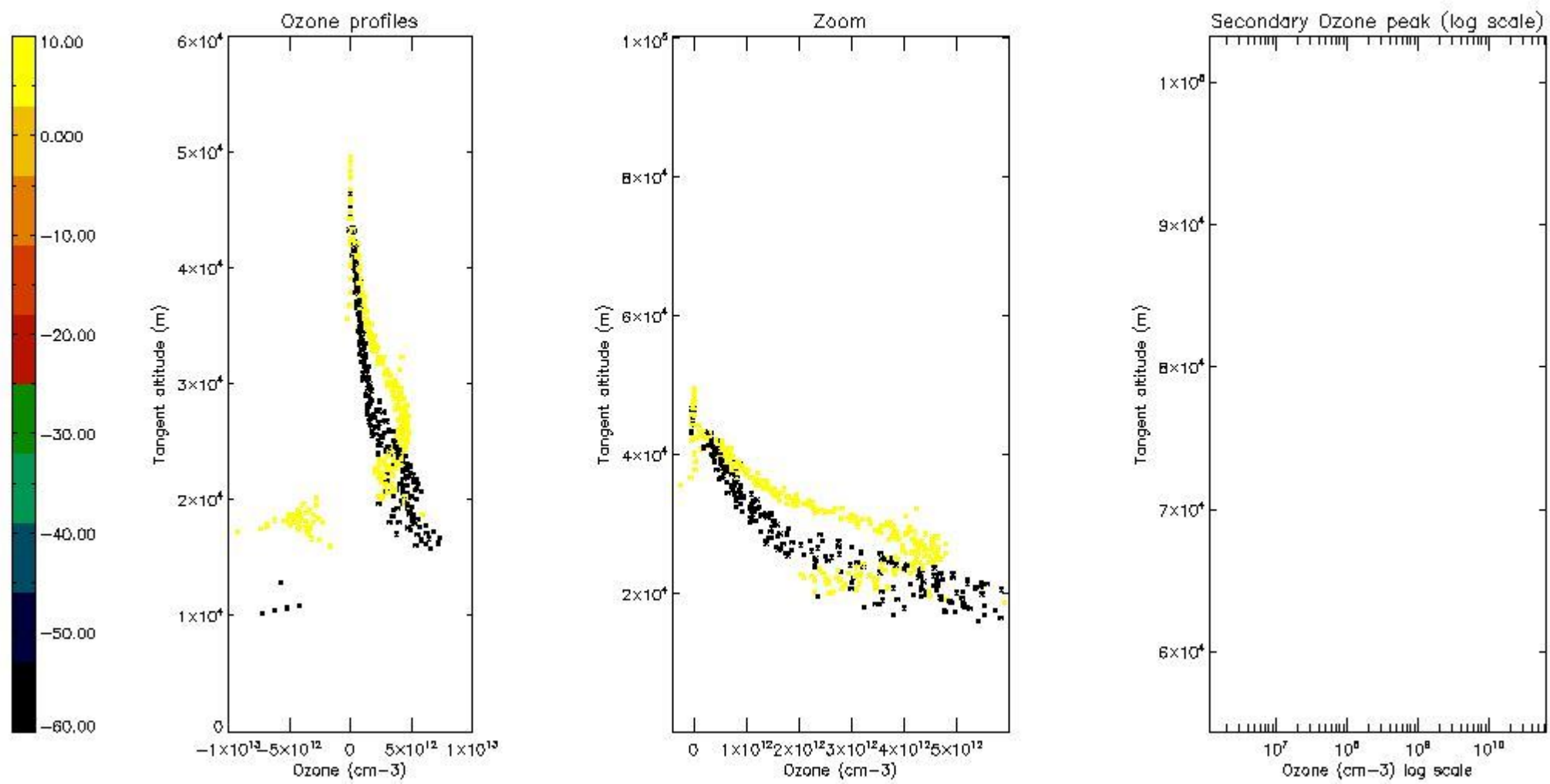
5.2 Plot ozone profiles for all STD (dark without errors)

The colorbar represents the latitude.



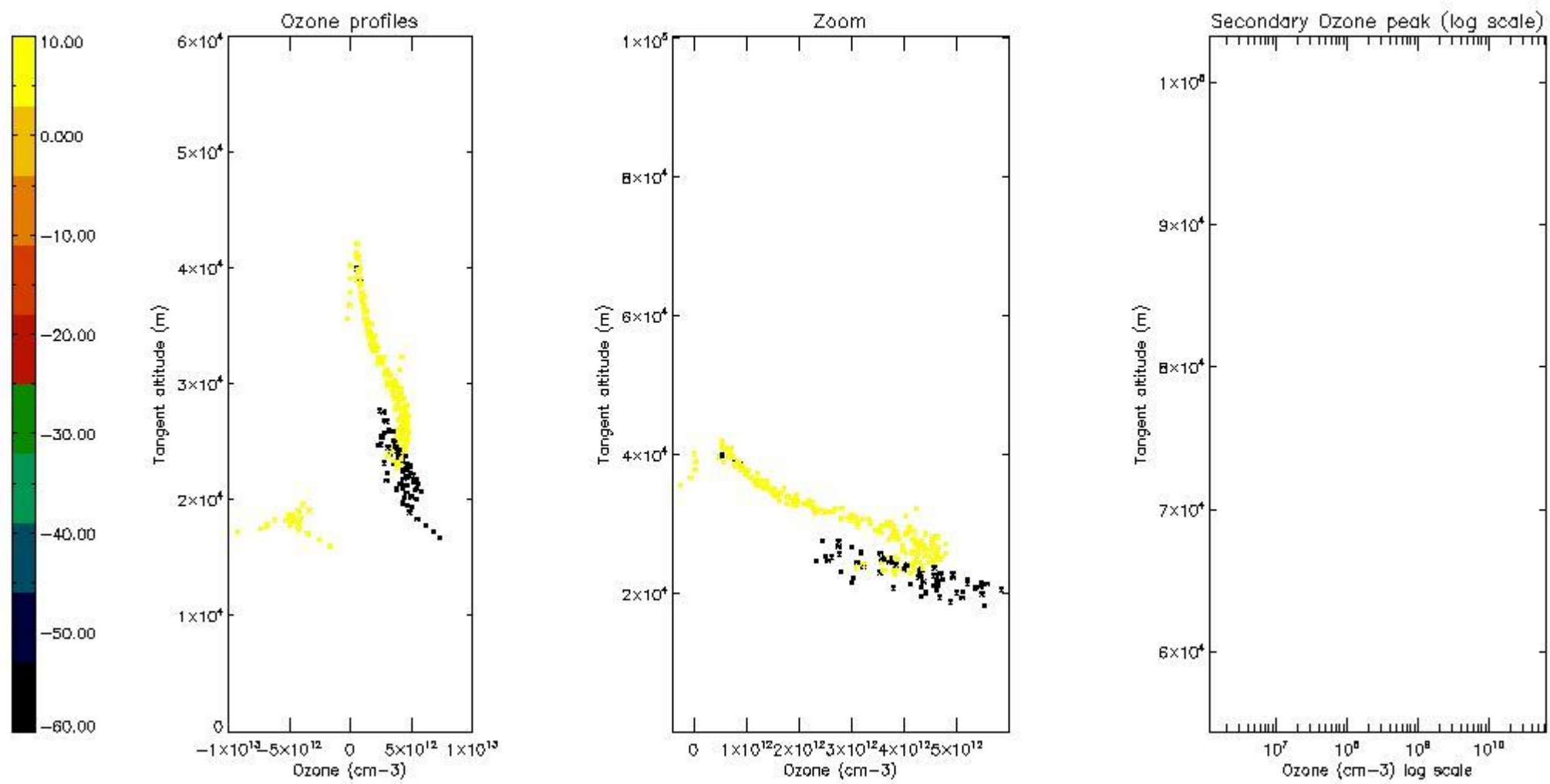
5.3 Plot ozone profiles where STD < 20% (dark without errors)

The colorbar represents the latitude.



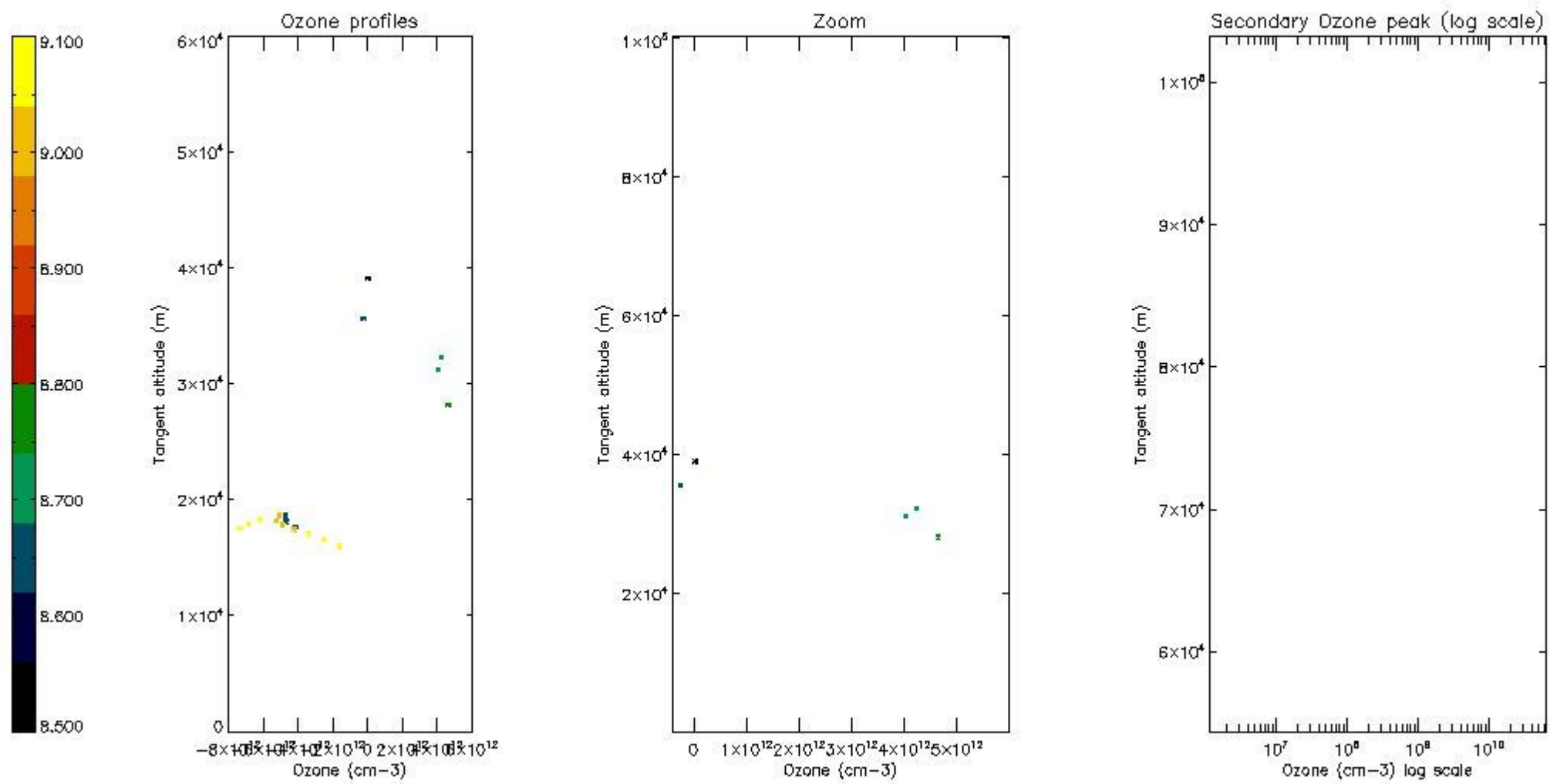
5.4 Plot ozone profiles where STD < 10% (dark without errors)

The colorbar represents the latitude.



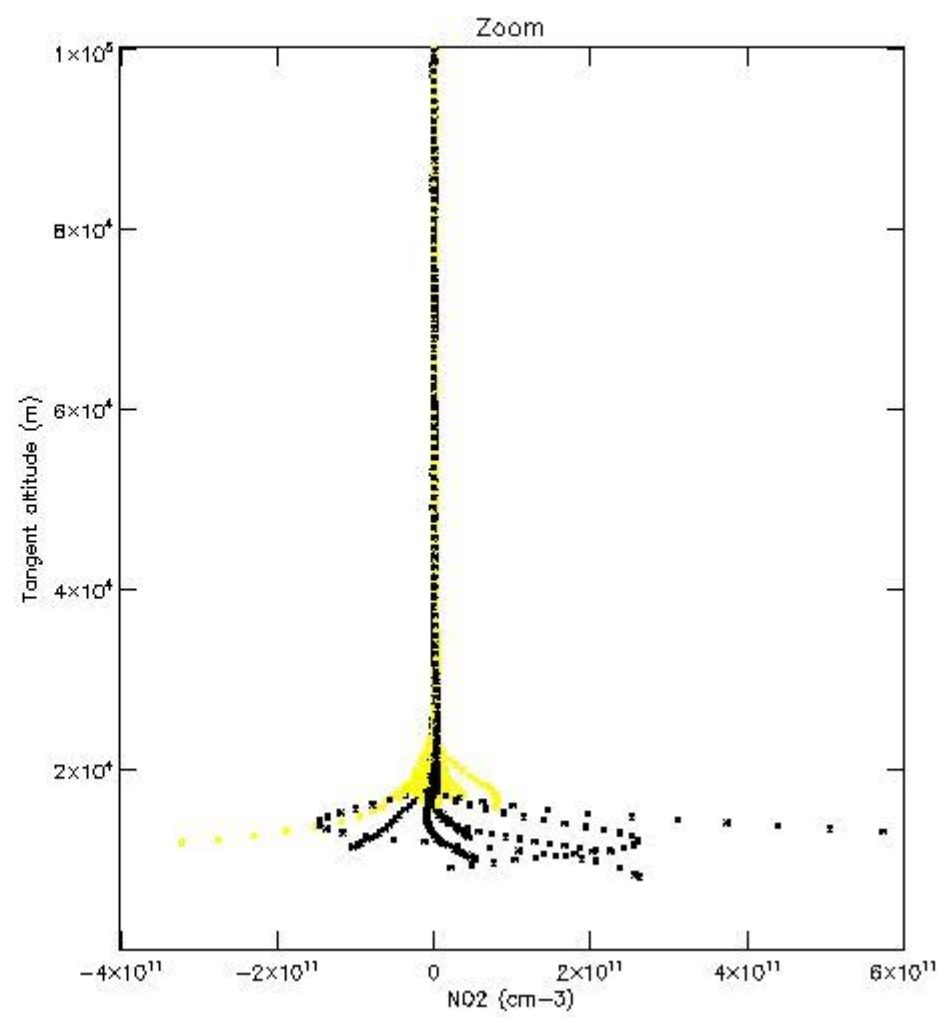
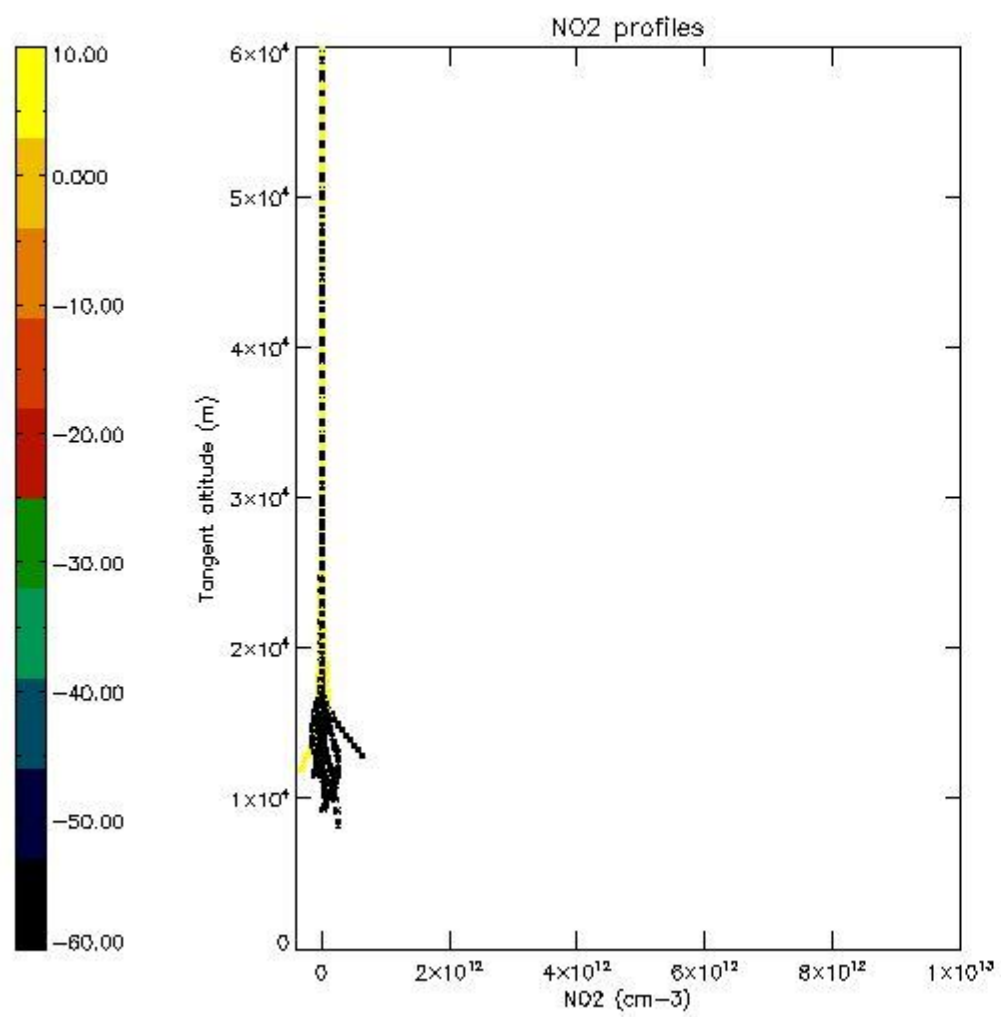
5.5 Plot ozone profiles where STD < 5% (dark without errors)

The colorbar represents the latitude.



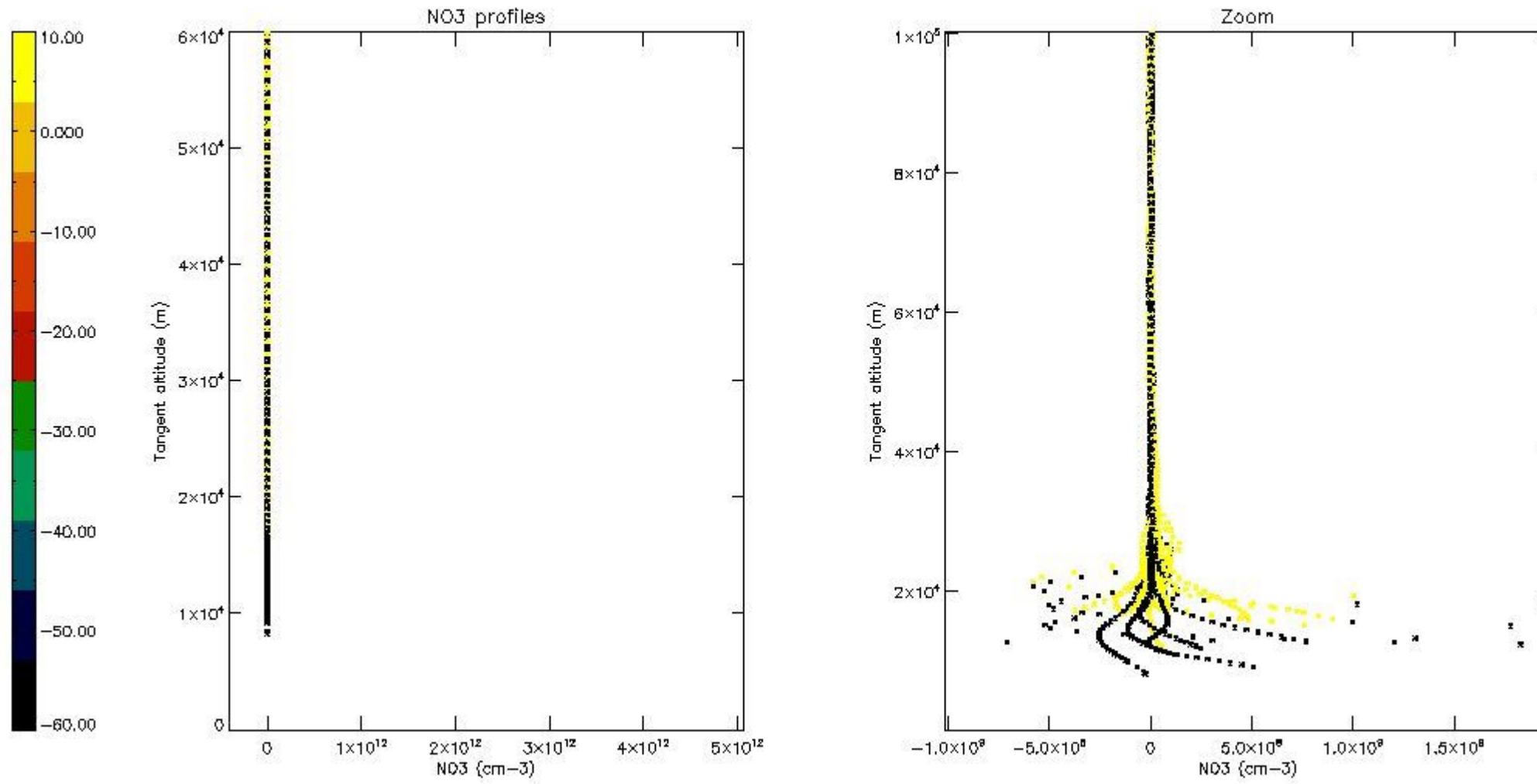
5.6 Plot NO₂ profiles for all STD (dark without errors)

The colorbar represents the latitude.



5.7 Plot NO3 profiles for all STD (dark without errors)

The colorbar represents the latitude.



6. Auxiliary Data Files used for the production reported in section 2

The number reported in the third column indicates since which file (see list in section 2) the corresponding auxiliary file has been used. The fourth column is the date of those product files.

Type	Auxiliary Filename	Used since product	Used since product date
INST_PHYS_CHARACTERISTICS	GOM_INS_AXVIEC20091111_143220_20030716_120000_20500101_000000	1	19-JUL-2009 00:03:07
LEVEL-2_PROC_CONFIG	GOM_PR2_AXVIEC20091111_152718_20020301_000000_20500101_000000	1	19-JUL-2009 00:03:07
CROSS_SECTIONS_FILE	GOM_CRS_AXVIEC20091111_154832_20020301_000000_20500101_000000	1	19-JUL-2009 00:03:07

GOMOS Level 2 Daily Report

SUMMARY

[1. General Info](#)

[2. Summary of processed GOM_NL_2P products](#)

[3. Level 2 Quality information per product](#)

[3.1 Plot of level 2 quality information per product \(time dependant\)](#)

[3.2 Plot of level 2 quality information per product \(world map\)](#)

[4. Level 1 Quality information per product \(stored on level 2 products\)](#)

[4.1 Plot of level 1 quality information per product \(time dependant\)](#)

[4.1.1 Plot of level 1 quality information per product \(time dependant\): ASCENDING](#)

[4.1.2 Plot of level 1 quality information per product \(time dependant\): DESCENDING](#)

[4.2 Plot of level 1 quality information per product \(world map\)](#)

[4.2.1 Plot of level 1 quality information per product \(world map\): ASCENDING](#)

[4.2.2 Plot of level 1 quality information per product \(world map\): DESCENDING](#)

[5. Ozone profiles based on quality statistics and other trace gas profiles](#)

[5.1 Ozone statistics based on quality of products](#)

[5.2 Plot ozone profiles for all STD \(dark without errors\)](#)

[5.3 Plot ozone profiles where STD < 20% \(dark without errors\)](#)

[5.4. Plot ozone profiles where STD < 10% \(dark without errors\)](#)

[5.5. Plot ozone profiles where STD < 5% \(dark without errors\)](#)

[5.6 Plot NO2 profiles for all STD \(dark without errors\)](#)

[5.7 Plot NO3 profiles for all STD \(dark without errors\)](#)

[5.8 Plot H2O profiles \(only for occultations of stars 1,2,3,4,13,14,16,26,63 dark without errors\) for all STD](#)

[6. Auxiliary Data Files used for the production reported in section 2](#)

This report presents the daily analysis on parameters extracted from GOMOS level 2 data (GOM_NL__2P). It is intended to monitor some important parameters that will impact the quality of these products. A list of level 2 products (and content) that have arrived during the reporting day to the PCF is also given.

Item	Value
Time of report generation	26APR2013 10:58:15
Data source version	GOMOS/6.01
Start time of products	19-07-2009 (19JUL2009 00:00:00)
Stop time of products	20-07-2009 (20JUL2009 00:00:00)
Store outputs in DB	Yes
Nb of level 2 prods	179
Nb of prods with errors	0

2. Summary of processed GOM_NL__2P products.

Nr	Filename	UTC Start time	Limb	Duration	Star Id	Star Name	Star Mag	Star Temp	Nb Meas	Orbit	Prod. error
1	GOM_NL__2PRFIN20090719_000307_000000522080_00474_38604_1545.N1	19-JUL-2009 00:03:07	Bright	51.500	74	11Bet Cas	2.2680	6600.0	103	38604	No
2	GOM_NL__2PRFIN20090719_000504_000000322080_00474_38604_1546.N1	19-JUL-2009 00:05:04	Twilight	32.000	68	18Alp Cas	2.2250	4500.0	64	38604	No
3	GOM_NL__2PRFIN20090719_000954_000000622080_00474_38604_1547.N1	19-JUL-2009 00:09:54	Bright	62.000	160	23Gam Per	2.9300	4700.0	124	38604	No
4	GOM_NL__2PRFIN20090719_001118_000000562080_00474_38604_1548.N1	19-JUL-2009 00:11:18	Bright	55.500	35	33Alp Per	1.7950	6250.0	111	38604	No
5	GOM_NL__2PRFIN20090719_001418_000000482080_00474_38604_1549.N1	19-JUL-2009 00:14:18	Bright	47.500	79	26Bet Per	2.3100	13100.0	95	38604	No
6	GOM_NL__2PRFIN20090719_001719_000000452080_00474_38604_1550.N1	19-JUL-2009 00:17:19	Twilight	45.000	150	44Zet Per	2.8900	28000.0	90	38604	No
7	GOM_NL__2PRFIN20090719_001958_000000452080_00474_38604_1551.N1	19-JUL-2009 00:19:58	Twilight	44.500	146	25Eta Tau	2.8730	15200.0	89	38604	No
8	GOM_NL__2PRFIN20090719_002820_000000612080_00474_38604_1552.N1	19-JUL-2009 00:28:20	Dark	61.000	94	92Alp Cet	2.5260	3100.0	122	38604	No
9	GOM_NL__2PRFIN20090719_004943_000000602080_00475_38605_1558.N1	19-JUL-2009 00:49:43	Dark	60.000	84	Alp Phe	2.3970	4500.0	120	38605	No
10	GOM_NL__2PRFIN20090719_005516_000000642080_00475_38605_1559.N1	19-JUL-2009 00:55:16	Straylight	64.000	63	Bet Gru	2.1500	2800.0	128	38605	No
11	GOM_NL__2PRFIN20090719_005647_000000472080_00475_38605_1560.N1	19-JUL-2009 00:56:47	Straylight	47.000	31	Alp Gru	1.7340	15200.0	94	38605	No
12	GOM_NL__2PRFIN20090719_010001_000000522080_00475_38605_1561.N1	19-JUL-2009 01:00:01	Straylight	51.500	172	Gam Gru	3.0030	13100.0	103	38605	No
13	GOM_NL__2PRFIN20090719_011911_000000402080_00475_38605_1562.N1	19-JUL-2009 01:19:11	Bright	39.500	168	17Zet Aql	2.9860	11000.0	79	38605	No
14	GOM_NL__2PRFIN20090719_012914_000000422080_00475_38605_1563.N1	19-JUL-2009 01:29:14	Bright	41.500	144	18Del Cyg	2.8600	11000.0	83	38605	No
15	GOM_NL__2PRFIN20090719_013120_000000462080_00475_38605_1564.N1	19-JUL-2009 01:31:20	Bright	46.000	19	50Alp Cyg	1.2460	10500.0	92	38605	No
16	GOM_NL__2PRFIN20090719_013622_000000442080_00475_38605_1565.N1	19-JUL-2009 01:36:22	Bright	43.500	89	5Alp Cep	2.4510	8000.0	87	38605	No
17	GOM_NL__2PRFIN20090719_014342_000000542080_00475_38605_1566.N1	19-JUL-2009 01:43:42	Bright	53.500	74	11Bet Cas	2.2680	6600.0	107	38605	No
18	GOM_NL__2PRFIN20090719_014540_000000322080_00475_38605_1567.N1	19-JUL-2009 01:45:40	Twilight	32.000	68	18Alp Cas	2.2250	4500.0	64	38605	No
19	GOM_NL__2PRFIN20090719_015030_000000432080_00475_38605_1568.N1	19-JUL-2009 01:50:30	Bright	42.500	160	23Gam Per	2.9300	4700.0	85	38605	No
20	GOM_NL__2PRFIN20090719_015154_000000412080_00475_38605_1569.N1	19-JUL-2009 01:51:54	Bright	41.000	35	33Alp Per	1.7950	6250.0	82	38605	No
21	GOM_NL__2PRFIN20090719_015454_000000472080_00475_38605_1570.N1	19-JUL-2009 01:54:54	Bright	47.000	79	26Bet Per	2.3100	13100.0	94	38605	No
22	GOM_NL__2PRFIN20090719_015755_000000452080_00475_38605_1571.N1	19-JUL-2009 01:57:55	Twilight	44.500	150	44Zet Per	2.8900	28000.0	89	38605	No
23	GOM_NL__2PRFIN20090719_020035_000000462080_00475_38605_1572.N1	19-JUL-2009 02:00:35	Twilight	46.000	146	25Eta Tau	2.8730	15200.0	92	38605	No
24	GOM_NL__2PRFIN20090719_020856_000000692080_00475_38605_1573.N1	19-JUL-2009 02:08:56	Dark	68.500	94	92Alp Cet	2.5260	3100.0	137	38605	No
25	GOM_NL__2PRFIN20090719_023020_000000552080_00476_38606_1572.N1	19-JUL-2009 02:30:20	Dark	54.500	84	Alp Phe	2.3970	4500.0	109	38606	No
26	GOM_NL__2PRFIN20090719_023553_000000552080_00476_38606_1573.N1	19-JUL-2009 02:35:53	Straylight	54.500	63	Bet Gru	2.1500	2800.0	109	38606	No
27	GOM_NL__2PRFIN20090719_023724_000000502080_00476_38606_1574.N1	19-JUL-2009 02:37:24	Straylight	50.000	31	Alp Gru	1.7340	15200.0	100	38606	No
28	GOM_NL__2PRFIN20090719_024037_000000522080_00476_38606_1575.N1	19-JUL-2009 02:40:37	Straylight	51.500	172	Gam Gru	3.0030	13100.0	103	38606	No
29	GOM_NL__2PRFIN20090719_025946_000000402080_00476_38606_1576.N1	19-JUL-2009 02:59:46	Bright	40.000	168	17Zet Aql	2.9860	11000.0	80	38606	No
30	GOM_NL__2PRFIN20090719_030950_000000402080_00476_38606_1577.N1	19-JUL-2009 03:09:50	Bright	40.000	144	18Del Cyg	2.8600	11000.0	80	38606	No
31	GOM_NL__2PRFIN20090719_031155_000000492080_00476_38606_1578.N1	19-JUL-2009 03:11:55	Bright	48.500	19	50Alp Cyg	1.2460	10500.0	97	38606	No
32	GOM_NL__2PRFIN20090719_031657_000000442080_00476_38606_1579.N1	19-JUL-2009 03:16:57	Bright	44.000	89	5Alp Cep	2.4510	8000.0	88	38606	No
33	GOM_NL__2PRFIN20090719_032417_000000502080_00476_38606_1580.N1	19-JUL-2009 03:24:17	Bright	50.000	74	11Bet Cas	2.2680	6600.0	100	38606	No
34	GOM_NL__2PRFIN20090719_032615_000000312080_00476_38606_1581.N1	19-JUL-2009 03:26:15	Twilight	30.500	68	18Alp Cas	2.2250	4500.0	61	38606	No
35	GOM_NL__2PRFIN20090719_033106_000000432080_00476_38606_1582.N1	19-JUL-2009 03:31:06	Bright	42.500	160	23Gam Per	2.9300	4700.0	85	38606	No
36	GOM_NL__2PRFIN20090719_033230_000000462080_00476_38606_1583.N1	19-JUL-2009 03:32:30	Bright	46.000	35	33Alp Per	1.7950	6250.0	92	38606	No
37	GOM_NL__2PRFIN20090719_033530_000000492080_00476_38606_1584.N1	19-JUL-2009 03:35:30	Bright	49.000	79	26Bet Per	2.3100	13100.0	98	38606	No
38	GOM_NL__2PRFIN20090719_033831_000000442080_00476_38606_1585.N1	19-JUL-2009 03:38:31	Twilight	43.500	150	44Zet Per	2.8900	28000.0	87	38606	No
39	GOM_NL__2PRFIN20090719_034111_000000452080_00476_38606_1586.N1	19-JUL-2009 03:41:11	Twilight	44.500	146	25Eta Tau	2.8730	15200.0	89	38606	No
40	GOM_NL__2PRFIN20090719_034933_000000642080_00476_38606_1587.N1	19-JUL-2009 03:49:33	Dark	63.500	94	92Alp Cet	2.5260	3100.0	127	38606	No
41	GOM_NL__2PRFIN20090719_041058_000000552080_00477_38607_1604.N1	19-JUL-2009 04:10:58	Dark	54.500	84	Alp Phe	2.3970	4500.0	109	38607	No
42	GOM_NL__2PRFIN20090719_041630_000000542080_00477_38607_1605.N1	19-JUL-2009 04:16:30	Straylight	53.500	63	Bet Gru	2.1500	2800.0	107	38607	No

43	GOM_NL__2PRFIN20090719_041800_000000482080_00477_38607_1606.N1	19-JUL-2009 04:18:00	Straylight	47.500	31	Alp Gru	1.7340	15200.	95	38607	No
44	GOM_NL__2PRFIN20090719_042114_000000512080_00477_38607_1607.N1	19-JUL-2009 04:21:14	Straylight	50.500	172	Gam Gru	3.0030	13100.	101	38607	No
45	GOM_NL__2PRFIN20090719_044026_000000352080_00477_38607_1608.N1	19-JUL-2009 04:40:26	Bright	35.000	168	17Zet Aql	2.9860	11000.	70	38607	No
46	GOM_NL__2PRFIN20090719_045025_000000412080_00477_38607_1609.N1	19-JUL-2009 04:50:25	Bright	41.000	144	18Del Cyg	2.8600	11000.	82	38607	No
47	GOM_NL__2PRFIN20090719_045231_000000472080_00477_38607_1610.N1	19-JUL-2009 04:52:31	Bright	46.500	19	50Alp Cyg	1.2460	10500.	93	38607	No
48	GOM_NL__2PRFIN20090719_045733_000000442080_00477_38607_1611.N1	19-JUL-2009 04:57:33	Bright	44.000	89	5Alp Cep	2.4510	8000.0	88	38607	No
49	GOM_NL__2PRFIN20090719_050453_000000502080_00477_38607_1612.N1	19-JUL-2009 05:04:53	Bright	49.500	74	11Bet Cas	2.2680	6600.0	99	38607	No
50	GOM_NL__2PRFIN20090719_050650_000000312080_00477_38607_1613.N1	19-JUL-2009 05:06:50	Tw_i_and_stray	31.000	68	18Alp Cas	2.2250	4500.0	62	38607	No
51	GOM_NL__2PRFIN20090719_051142_000000402080_00477_38607_1614.N1	19-JUL-2009 05:11:42	Bright	40.000	160	23Gam Per	2.9300	4700.0	80	38607	No
52	GOM_NL__2PRFIN20090719_051306_000000542080_00477_38607_1615.N1	19-JUL-2009 05:13:06	Bright	54.000	35	33Alp Per	1.7950	6250.0	108	38607	No
53	GOM_NL__2PRFIN20090719_051606_000000492080_00477_38607_1616.N1	19-JUL-2009 05:16:06	Bright	49.000	79	26Bet Per	2.3100	13100.	98	38607	No
54	GOM_NL__2PRFIN20090719_051907_000000422080_00477_38607_1617.N1	19-JUL-2009 05:19:07	Tw_i_and_stray	41.500	150	44Zet Per	2.8900	28000.	83	38607	No
55	GOM_NL__2PRFIN20090719_052147_000000462080_00477_38607_1618.N1	19-JUL-2009 05:21:47	Twilight	45.500	146	25Eta Tau	2.8730	15200.	91	38607	No
56	GOM_NL__2PRFIN20090719_053010_000000632080_00477_38607_1619.N1	19-JUL-2009 05:30:10	Dark	63.000	94	92Alp Cet	2.5260	3100.0	126	38607	No
57	GOM_NL__2PRFIN20090719_055135_000000572080_00478_38608_1624.N1	19-JUL-2009 05:51:35	Dark	56.500	84	Alp Phe	2.3970	4500.0	113	38608	No
58	GOM_NL__2PRFIN20090719_055706_000000492080_00478_38608_1625.N1	19-JUL-2009 05:57:06	Straylight	48.500	63	Bet Gru	2.1500	2800.0	97	38608	No
59	GOM_NL__2PRFIN20090719_055837_000000472080_00478_38608_1626.N1	19-JUL-2009 05:58:37	Straylight	46.500	31	Alp Gru	1.7340	15200.	93	38608	No
60	GOM_NL__2PRFIN20090719_061957_000000452080_00478_38608_1627.N1	19-JUL-2009 06:19:57	Bright	45.000	11	53Alp Aql	0.76500	8000.0	90	38608	No
61	GOM_NL__2PRFIN20090719_063101_000000422080_00478_38608_1628.N1	19-JUL-2009 06:31:01	Bright	41.500	144	18Del Cyg	2.8600	11000.	83	38608	No
62	GOM_NL__2PRFIN20090719_063306_000000492080_00478_38608_1629.N1	19-JUL-2009 06:33:06	Bright	48.500	19	50Alp Cyg	1.2460	10500.	97	38608	No
63	GOM_NL__2PRFIN20090719_063808_000000422080_00478_38608_1630.N1	19-JUL-2009 06:38:08	Bright	41.500	89	5Alp Cep	2.4510	8000.0	83	38608	No
64	GOM_NL__2PRFIN20090719_064528_000000502080_00478_38608_1631.N1	19-JUL-2009 06:45:28	Bright	50.000	74	11Bet Cas	2.2680	6600.0	100	38608	No
65	GOM_NL__2PRFIN20090719_064726_000000292080_00478_38608_1632.N1	19-JUL-2009 06:47:26	Tw_i_and_stray	29.000	68	18Alp Cas	2.2250	4500.0	58	38608	No
66	GOM_NL__2PRFIN20090719_065218_000000402080_00478_38608_1633.N1	19-JUL-2009 06:52:18	Bright	39.500	160	23Gam Per	2.9300	4700.0	79	38608	No
67	GOM_NL__2PRFIN20090719_065342_000000482080_00478_38608_1634.N1	19-JUL-2009 06:53:42	Bright	47.500	35	33Alp Per	1.7950	6250.0	95	38608	No
68	GOM_NL__2PRFIN20090719_065642_000000442080_00478_38608_1635.N1	19-JUL-2009 06:56:42	Bright	44.000	79	26Bet Per	2.3100	13100.	88	38608	No
69	GOM_NL__2PRFIN20090719_065943_000000442080_00478_38608_1636.N1	19-JUL-2009 06:59:43	Tw_i_and_stray	44.000	150	44Zet Per	2.8900	28000.	88	38608	No
70	GOM_NL__2PRFIN20090719_070223_000000442080_00478_38608_1637.N1	19-JUL-2009 07:02:23	Twilight	43.500	146	25Eta Tau	2.8730	15200.	87	38608	No
71	GOM_NL__2PRFIN20090719_073212_000000552080_00479_38609_1638.N1	19-JUL-2009 07:32:12	Dark	55.000	84	Alp Phe	2.3970	4500.0	110	38609	No
72	GOM_NL__2PRFIN20090719_073743_000000662080_00479_38609_1639.N1	19-JUL-2009 07:37:43	Straylight	66.000	63	Bet Gru	2.1500	2800.0	132	38609	No
73	GOM_NL__2PRFIN20090719_073914_000000512080_00479_38609_1640.N1	19-JUL-2009 07:39:14	Straylight	50.500	31	Alp Gru	1.7340	15200.	101	38609	No
74	GOM_NL__2PRFIN20090719_074227_000000492080_00479_38609_1641.N1	19-JUL-2009 07:42:27	Straylight	49.000	172	Gam Gru	3.0030	13100.	98	38609	No
75	GOM_NL__2PRFIN20090719_080033_000000442080_00479_38609_1642.N1	19-JUL-2009 08:00:33	Bright	43.500	11	53Alp Aql	0.76500	8000.0	87	38609	No
76	GOM_NL__2PRFIN20090719_081137_000000422080_00479_38609_1643.N1	19-JUL-2009 08:11:37	Bright	41.500	144	18Del Cyg	2.8600	11000.	83	38609	No
77	GOM_NL__2PRFIN20090719_081341_000000472080_00479_38609_1644.N1	19-JUL-2009 08:13:41	Bright	47.000	19	50Alp Cyg	1.2460	10500.	94	38609	No
78	GOM_NL__2PRFIN20090719_081844_000000422080_00479_38609_1645.N1	19-JUL-2009 08:18:44	Bright	42.000	89	5Alp Cep	2.4510	8000.0	84	38609	No
79	GOM_NL__2PRFIN20090719_082603_000000502080_00479_38609_1646.N1	19-JUL-2009 08:26:03	Bright	49.500	74	11Bet Cas	2.2680	6600.0	99	38609	No
80	GOM_NL__2PRFIN20090719_082801_000000292080_00479_38609_1647.N1	19-JUL-2009 08:28:01	Tw_i_and_stray	29.000	68	18Alp Cas	2.2250	4500.0	58	38609	No
81	GOM_NL__2PRFIN20090719_083254_000000622080_00479_38609_1648.N1	19-JUL-2009 08:32:54	Bright	62.000	160	23Gam Per	2.9300	4700.0	124	38609	No
82	GOM_NL__2PRFIN20090719_083418_000000462080_00479_38609_1649.N1	19-JUL-2009 08:34:18	Bright	45.500	35	33Alp Per	1.7950	6250.0	91	38609	No
83	GOM_NL__2PRFIN20090719_083718_000000472080_00479_38609_1650.N1	19-JUL-2009 08:37:18	Bright	47.000	79	26Bet Per	2.3100	13100.	94	38609	No
84	GOM_NL__2PRFIN20090719_084020_000000402080_00479_38609_1651.N1	19-JUL-2009 08:40:20	Tw_i_and_stray	40.000	150	44Zet Per	2.8900	28000.	80	38609	No
85	GOM_NL__2PRFIN20090719_084259_000000412080_00479_38609_1652.N1	19-JUL-2009 08:42:59	Twilight	40.500	146	25Eta Tau	2.8730	15200.	81	38609	No
86	GOM_NL__2PRFIN20090719_091249_000000552080_00480_38610_1646.N1	19-JUL-2009 09:12:49	Dark	54.500	84	Alp Phe	2.3970	4500.0	109	38610	No
87	GOM_NL__2PRFIN20090719_091820_000000642080_00480_38610_1647.N1	19-JUL-2009 09:18:20	Straylight	63.500	63	Bet Gru	2.1500	2800.0	127	38610	No
88	GOM_NL__2PRFIN20090719_091950_000000502080_00480_38610_1648.N1	19-JUL-2009 09:19:50	Straylight	49.500	31	Alp Gru	1.7340	15200.	99	38610	No
89	GOM_NL__2PRFIN20090719_092304_000000502080_00480_38610_1649.N1	19-JUL-2009 09:23:04	Straylight	49.500	172	Gam Gru	3.0030	13100.	99	38610	No
90	GOM_NL__2PRFIN20090719_094108_000000462080_00480_38610_1650.N1	19-JUL-2009 09:41:08	Bright	45.500	11	53Alp Aql	0.76500	8000.0	91	38610	No
91	GOM_NL__2PRFIN20090719_095212_000000412080_00480_38610_1651.N1	19-JUL-2009 09:52:12	Bright	41.000	144	18Del Cyg	2.8600	11000.	82	38610	No
92	GOM_NL__2PRFIN20090719_095416_000000612080_00480_38610_1652.N1	19-JUL-2009 09:54:16	Bright	60.500	19	50Alp Cyg	1.2460	10500.	121	38610	No
93	GOM_NL__2PRFIN20090719_095919_000000432080_00480_38610_1653.N1	19-JUL-2009 09:59:19	Bright	43.000	89	5Alp Cep	2.4510	8000.0	86	38610	No
94	GOM_NL__2PRFIN20090719_100638_000000512080_00480_38610_1654.N1	19-JUL-2009 10:06:38	Bright	51.000	74	11Bet Cas	2.2680	6600.0	102	38610	No
95	GOM_NL__2PRFIN20090719_100836_000000272080_00480_38610_1655.N1	19-JUL-2009 10:08:36	Tw_i_and_stray	27.000	68	18Alp Cas	2.2250	4500.0	54	38610	No
96	GOM_NL__2PRFIN20090719_101329_000000412080_00480_38610_1656.N1	19-JUL-2009 10:13:29	Bright	41.000	160	23Gam Per	2.9300	4700.0	82	38610	No
97	GOM_NL__2PRFIN20090719_101454_000000532080_00480_38610_1657.N1	19-JUL-2009 10:14:54	Bright	53.000	35	33Alp Per	1.7950	6250.0	106	38610	No
98	GOM_NL__2PRFIN20090719_101754_000000462080_00480_38610_1658.N1	19-JUL-2009 10:17:54	Bright	45.500	79	26Bet Per	2.3100	13100.	91	38610	No
99	GOM_NL__2PRFIN20090719_102056_000000412080_00480_38610_1659.N1	19-JUL-2009 10:20:56	Tw_i_and_stray	41.000	150	44Zet Per	2.8900	28000.	82	38610	No
100	GOM_NL__2PRFIN20090719_102335_000000472080_00480_38610_1660.N1	19-JUL-2009 10:23:35	Twilight	46.500	146	25Eta Tau	2.8730	15200.	93	38610	No
101	GOM_NL__2PRFIN20090719_105326_000000552080_00481_38611_1660.N1	19-JUL-2009 10:53:26	Dark	54.500	84	Alp Phe	2.3970	4500.0	109	38611	No

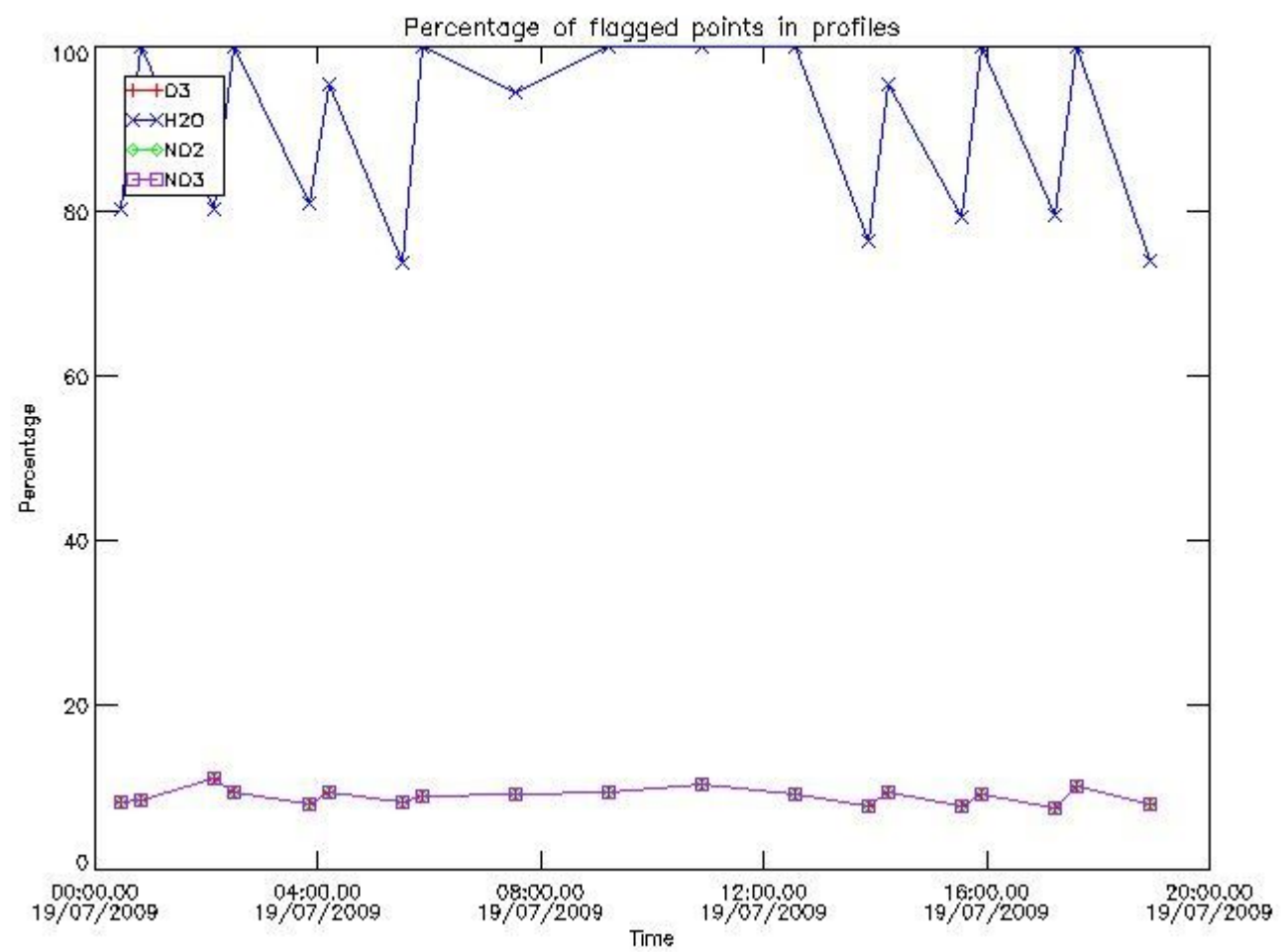
102	GOM_NL__2PRFIN20090719_105856_000000632080_00481_38611_1661.N1	19-JUL-2009 10:58:56	Straylight	62.500	63	Bet Gru	2.1500	2800.0	125	38611	No
103	GOM_NL__2PRFIN20090719_110027_000000472080_00481_38611_1662.N1	19-JUL-2009 11:00:27	Straylight	47.000	31	Alp Gru	1.7340	15200.	94	38611	No
104	GOM_NL__2PRFIN20090719_110340_000000502080_00481_38611_1663.N1	19-JUL-2009 11:03:40	Straylight	50.000	172	Gam Gru	3.0030	13100.	100	38611	No
105	GOM_NL__2PRFIN20090719_112144_000000422080_00481_38611_1664.N1	19-JUL-2009 11:21:44	Bright	41.500	11	53Alp Aql	0.76500	8000.0	83	38611	No
106	GOM_NL__2PRFIN20090719_113248_000000402080_00481_38611_1665.N1	19-JUL-2009 11:32:48	Bright	40.000	144	18Del Cyg	2.8600	11000.	80	38611	No
107	GOM_NL__2PRFIN20090719_113451_000000492080_00481_38611_1666.N1	19-JUL-2009 11:34:51	Bright	48.500	19	50Alp Cyg	1.2460	10500.	97	38611	No
108	GOM_NL__2PRFIN20090719_113954_000000442080_00481_38611_1667.N1	19-JUL-2009 11:39:54	Bright	43.500	89	5Alp Cep	2.4510	8000.0	87	38611	No
109	GOM_NL__2PRFIN20090719_114714_000000502080_00481_38611_1668.N1	19-JUL-2009 11:47:14	Bright	49.500	74	11Bet Cas	2.2680	6600.0	99	38611	No
110	GOM_NL__2PRFIN20090719_114911_000000272080_00481_38611_1669.N1	19-JUL-2009 11:49:11	Twi_and_stray	27.000	68	18Alp Cas	2.2250	4500.0	54	38611	No
111	GOM_NL__2PRFIN20090719_115405_000000432080_00481_38611_1670.N1	19-JUL-2009 11:54:05	Bright	42.500	160	23Gam Per	2.9300	4700.0	85	38611	No
112	GOM_NL__2PRFIN20090719_115529_000000452080_00481_38611_1671.N1	19-JUL-2009 11:55:29	Bright	45.000	35	33Alp Per	1.7950	6250.0	90	38611	No
113	GOM_NL__2PRFIN20090719_115830_000000452080_00481_38611_1672.N1	19-JUL-2009 11:58:30	Bright	45.000	79	26Bet Per	2.3100	13100.	90	38611	No
114	GOM_NL__2PRFIN20090719_120132_000000422080_00481_38611_1673.N1	19-JUL-2009 12:01:32	Twi_and_stray	42.000	150	44Zet Per	2.8900	28000.	84	38611	No
115	GOM_NL__2PRFIN20090719_120412_000000432080_00481_38611_1674.N1	19-JUL-2009 12:04:12	Twilight	43.000	146	25Eta Tau	2.8730	15200.	86	38611	No
116	GOM_NL__2PRFIN20090719_123403_000000562080_00482_38612_1680.N1	19-JUL-2009 12:34:03	Dark	56.000	84	Alp Phe	2.3970	4500.0	112	38612	No
117	GOM_NL__2PRFIN20090719_123933_000000512080_00482_38612_1681.N1	19-JUL-2009 12:39:33	Straylight	51.000	63	Bet Gru	2.1500	2800.0	102	38612	No
118	GOM_NL__2PRFIN20090719_124104_000000502080_00482_38612_1682.N1	19-JUL-2009 12:41:04	Straylight	49.500	31	Alp Gru	1.7340	15200.	99	38612	No
119	GOM_NL__2PRFIN20090719_124417_000000512080_00482_38612_1683.N1	19-JUL-2009 12:44:17	Straylight	50.500	172	Gam Gru	3.0030	13100.	101	38612	No
120	GOM_NL__2PRFIN20090719_130220_000000422080_00482_38612_1684.N1	19-JUL-2009 13:02:20	Bright	42.000	11	53Alp Aql	0.76500	8000.0	84	38612	No
121	GOM_NL__2PRFIN20090719_131323_000000412080_00482_38612_1685.N1	19-JUL-2009 13:13:23	Bright	41.000	144	18Del Cyg	2.8600	11000.	82	38612	No
122	GOM_NL__2PRFIN20090719_131526_000000472080_00482_38612_1686.N1	19-JUL-2009 13:15:26	Bright	46.500	19	50Alp Cyg	1.2460	10500.	93	38612	No
123	GOM_NL__2PRFIN20090719_132030_000000442080_00482_38612_1687.N1	19-JUL-2009 13:20:30	Bright	44.000	89	5Alp Cep	2.4510	8000.0	88	38612	No
124	GOM_NL__2PRFIN20090719_132749_000000602080_00482_38612_1688.N1	19-JUL-2009 13:27:49	Bright	59.500	74	11Bet Cas	2.2680	6600.0	119	38612	No
125	GOM_NL__2PRFIN20090719_132946_000000262080_00482_38612_1689.N1	19-JUL-2009 13:29:46	Twi_and_stray	26.000	68	18Alp Cas	2.2250	4500.0	52	38612	No
126	GOM_NL__2PRFIN20090719_133440_000000532080_00482_38612_1690.N1	19-JUL-2009 13:34:40	Bright	52.500	160	23Gam Per	2.9300	4700.0	105	38612	No
127	GOM_NL__2PRFIN20090719_133605_000000562080_00482_38612_1691.N1	19-JUL-2009 13:36:05	Bright	55.500	35	33Alp Per	1.7950	6250.0	111	38612	No
128	GOM_NL__2PRFIN20090719_133906_000000452080_00482_38612_1692.N1	19-JUL-2009 13:39:06	Bright	45.000	79	26Bet Per	2.3100	13100.	90	38612	No
129	GOM_NL__2PRFIN20090719_134208_000000412080_00482_38612_1693.N1	19-JUL-2009 13:42:08	Twi_and_stray	41.000	150	44Zet Per	2.8900	28000.	82	38612	No
130	GOM_NL__2PRFIN20090719_134448_000000462080_00482_38612_1694.N1	19-JUL-2009 13:44:48	Twilight	46.000	146	25Eta Tau	2.8730	15200.	92	38612	No
131	GOM_NL__2PRFIN20090719_135314_000000662080_00482_38612_1695.N1	19-JUL-2009 13:53:14	Dark	66.000	94	92Alp Cet	2.5260	3100.0	132	38612	No
132	GOM_NL__2PRFIN20090719_141440_000000552080_00483_38613_1694.N1	19-JUL-2009 14:14:40	Dark	54.500	84	Alp Phe	2.3970	4500.0	109	38613	No
133	GOM_NL__2PRFIN20090719_142010_000000512080_00483_38613_1695.N1	19-JUL-2009 14:20:10	Straylight	50.500	63	Bet Gru	2.1500	2800.0	101	38613	No
134	GOM_NL__2PRFIN20090719_142140_000000502080_00483_38613_1696.N1	19-JUL-2009 14:21:40	Straylight	50.000	31	Alp Gru	1.7340	15200.	100	38613	No
135	GOM_NL__2PRFIN20090719_142454_000000502080_00483_38613_1697.N1	19-JUL-2009 14:24:54	Straylight	49.500	172	Gam Gru	3.0030	13100.	99	38613	No
136	GOM_NL__2PRFIN20090719_144255_000000422080_00483_38613_1698.N1	19-JUL-2009 14:42:55	Bright	42.000	11	53Alp Aql	0.76500	8000.0	84	38613	No
137	GOM_NL__2PRFIN20090719_145358_000000402080_00483_38613_1699.N1	19-JUL-2009 14:53:58	Bright	40.000	144	18Del Cyg	2.8600	11000.	80	38613	No
138	GOM_NL__2PRFIN20090719_145602_000000482080_00483_38613_1700.N1	19-JUL-2009 14:56:02	Bright	47.500	19	50Alp Cyg	1.2460	10500.	95	38613	No
139	GOM_NL__2PRFIN20090719_150105_000000442080_00483_38613_1701.N1	19-JUL-2009 15:01:05	Bright	44.000	89	5Alp Cep	2.4510	8000.0	88	38613	No
140	GOM_NL__2PRFIN20090719_150824_000000582080_00483_38613_1702.N1	19-JUL-2009 15:08:24	Bright	58.000	74	11Bet Cas	2.2680	6600.0	116	38613	No
141	GOM_NL__2PRFIN20090719_151022_000000262080_00483_38613_1703.N1	19-JUL-2009 15:10:22	Twi_and_stray	26.000	68	18Alp Cas	2.2250	4500.0	52	38613	No
142	GOM_NL__2PRFIN20090719_151516_000000572080_00483_38613_1704.N1	19-JUL-2009 15:15:16	Bright	56.500	160	23Gam Per	2.9300	4700.0	113	38613	No
143	GOM_NL__2PRFIN20090719_151641_000000502080_00483_38613_1705.N1	19-JUL-2009 15:16:41	Bright	50.000	35	33Alp Per	1.7950	6250.0	100	38613	No
144	GOM_NL__2PRFIN20090719_151941_000000482080_00483_38613_1706.N1	19-JUL-2009 15:19:41	Bright	47.500	79	26Bet Per	2.3100	13100.	95	38613	No
145	GOM_NL__2PRFIN20090719_152244_000000432080_00483_38613_1707.N1	19-JUL-2009 15:22:44	Twi_and_stray	43.000	150	44Zet Per	2.8900	28000.	86	38613	No
146	GOM_NL__2PRFIN20090719_152524_000000452080_00483_38613_1708.N1	19-JUL-2009 15:25:24	Twilight	45.000	146	25Eta Tau	2.8730	15200.	90	38613	No
147	GOM_NL__2PRFIN20090719_153351_000000662080_00483_38613_1709.N1	19-JUL-2009 15:33:51	Dark	65.500	94	92Alp Cet	2.5260	3100.0	131	38613	No
148	GOM_NL__2PRFIN20090719_155517_000000562080_00484_38614_1704.N1	19-JUL-2009 15:55:17	Dark	56.000	84	Alp Phe	2.3970	4500.0	112	38614	No
149	GOM_NL__2PRFIN20090719_160047_000000502080_00484_38614_1705.N1	19-JUL-2009 16:00:47	Straylight	49.500	63	Bet Gru	2.1500	2800.0	99	38614	No
150	GOM_NL__2PRFIN20090719_160217_000000482080_00484_38614_1706.N1	19-JUL-2009 16:02:17	Straylight	48.000	31	Alp Gru	1.7340	15200.	96	38614	No
151	GOM_NL__2PRFIN20090719_160530_000000522080_00484_38614_1707.N1	19-JUL-2009 16:05:30	Straylight	51.500	172	Gam Gru	3.0030	13100.	103	38614	No
152	GOM_NL__2PRFIN20090719_162331_000000442080_00484_38614_1708.N1	19-JUL-2009 16:23:31	Bright	43.500	11	53Alp Aql	0.76500	8000.0	87	38614	No
153	GOM_NL__2PRFIN20090719_163434_000000412080_00484_38614_1709.N1	19-JUL-2009 16:34:34	Bright	40.500	144	18Del Cyg	2.8600	11000.	81	38614	No
154	GOM_NL__2PRFIN20090719_163637_000000482080_00484_38614_1710.N1	19-JUL-2009 16:36:37	Bright	47.500	19	50Alp Cyg	1.2460	10500.	95	38614	No
155	GOM_NL__2PRFIN20090719_164141_000000422080_00484_38614_1711.N1	19-JUL-2009 16:41:41	Bright	41.500	89	5Alp Cep	2.4510	8000.0	83	38614	No
156	GOM_NL__2PRFIN20090719_164859_000000502080_00484_38614_1712.N1	19-JUL-2009 16:48:59	Bright	50.000	74	11Bet Cas	2.2680	6600.0	100	38614	No
157	GOM_NL__2PRFIN20090719_165135_000000572080_00484_38614_1713.N1	19-JUL-2009 16:51:35	Bright	57.000	110	37Del Cas	2.6780	8900.0	114	38614	No
158	GOM_NL__2PRFIN20090719_165552_000000442080_00484_38614_1714.N1	19-JUL-2009 16:55:52	Bright	44.000	160	23Gam Per	2.9300	4700.0	88	38614	No
159	GOM_NL__2PRFIN20090719_165717_000000462080_00484_38614_1715.N1	19-JUL-2009 16:57:17	Bright	45.500	35	33Alp Per	1.7950	6250.0	91	38614	No
160	GOM_NL__2PRFIN20090719_170017_000000462080_00484_38614_1716.N1	19-JUL-2009 17:00:17	Bright	46.000	79	26Bet Per	2.3100	13100.	92	38614	No

161	GOM_NL__2PRFIN20090719_170320_000000422080_00484_38614_1717.N1	19-JUL-2009 17:03:20	Twilight	41.500	150	44Zet Per	2.8900	28000.	83	38614	No
162	GOM_NL__2PRFIN20090719_170600_000000432080_00484_38614_1718.N1	19-JUL-2009 17:06:00	Twilight	42.500	146	25Eta Tau	2.8730	15200.	85	38614	No
163	GOM_NL__2PRFIN20090719_171428_000000692080_00484_38614_1719.N1	19-JUL-2009 17:14:28	Dark	68.500	94	92Alp Cet	2.5260	3100.0	137	38614	No
164	GOM_NL__2PRFIN20090719_173554_000000552080_00485_38615_1714.N1	19-JUL-2009 17:35:54	Dark	55.000	84	Alp Phe	2.3970	4500.0	110	38615	No
165	GOM_NL__2PRFIN20090719_174123_000000492080_00485_38615_1715.N1	19-JUL-2009 17:41:23	Straylight	48.500	63	Bet Gru	2.1500	2800.0	97	38615	No
166	GOM_NL__2PRFIN20090719_174254_000000482080_00485_38615_1716.N1	19-JUL-2009 17:42:54	Straylight	47.500	31	Alp Gru	1.7340	15200.	95	38615	No
167	GOM_NL__2PRFIN20090719_174607_000000502080_00485_38615_1717.N1	19-JUL-2009 17:46:07	Straylight	50.000	172	Gam Gru	3.0030	13100.	100	38615	No
168	GOM_NL__2PRFIN20090719_180407_000000452080_00485_38615_1718.N1	19-JUL-2009 18:04:07	Bright	45.000	11	53Alp Aql	0.76500	8000.0	90	38615	No
169	GOM_NL__2PRFIN20090719_181510_000000382080_00485_38615_1719.N1	19-JUL-2009 18:15:10	Bright	38.000	144	18Del Cyg	2.8600	11000.	76	38615	No
170	GOM_NL__2PRFIN20090719_181712_000000692080_00485_38615_1720.N1	19-JUL-2009 18:17:12	Bright	69.000	19	50Alp Cyg	1.2460	10500.	138	38615	No
171	GOM_NL__2PRFIN20090719_182216_000000422080_00485_38615_1721.N1	19-JUL-2009 18:22:16	Bright	42.000	89	5Alp Cep	2.4510	8000.0	84	38615	No
172	GOM_NL__2PRFIN20090719_182934_000000552080_00485_38615_1722.N1	19-JUL-2009 18:29:34	Bright	55.000	74	11Bet Cas	2.2680	6600.0	110	38615	No
173	GOM_NL__2PRFIN20090719_183211_000000462080_00485_38615_1723.N1	19-JUL-2009 18:32:11	Bright	46.000	110	37Del Cas	2.6780	8900.0	92	38615	No
174	GOM_NL__2PRFIN20090719_183628_000000462080_00485_38615_1724.N1	19-JUL-2009 18:36:28	Bright	46.000	160	23Gam Per	2.9300	4700.0	92	38615	No
175	GOM_NL__2PRFIN20090719_183753_000000422080_00485_38615_1725.N1	19-JUL-2009 18:37:53	Bright	42.000	35	33Alp Per	1.7950	6250.0	84	38615	No
176	GOM_NL__2PRFIN20090719_184053_000000452080_00485_38615_1726.N1	19-JUL-2009 18:40:53	Bright	45.000	79	26Bet Per	2.3100	13100.	90	38615	No
177	GOM_NL__2PRFIN20090719_184356_000000412080_00485_38615_1727.N1	19-JUL-2009 18:43:56	Twilight	40.500	150	44Zet Per	2.8900	28000.	81	38615	No
178	GOM_NL__2PRFIN20090719_184637_000000432080_00485_38615_1728.N1	19-JUL-2009 18:46:37	Twilight	42.500	146	25Eta Tau	2.8730	15200.	85	38615	No
179	GOM_NL__2PRFIN20090719_185505_000000642080_00485_38615_1729.N1	19-JUL-2009 18:55:05	Dark	64.000	94	92Alp Cet	2.5260	3100.0	128	38615	No

3. Quality information per product

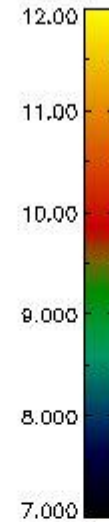
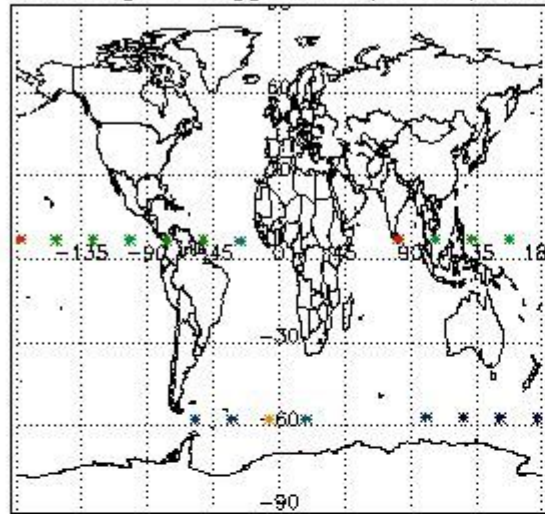
In this section it is plotted some information contained in the Quality Summary data set of the level 2 products. Only products in dark limb conditions and without errors (error flag in the MPH set to "0") are used.

3.1 Plot quality information per product (time dependant)

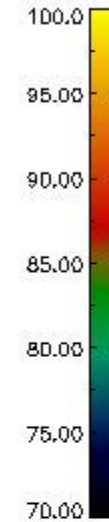
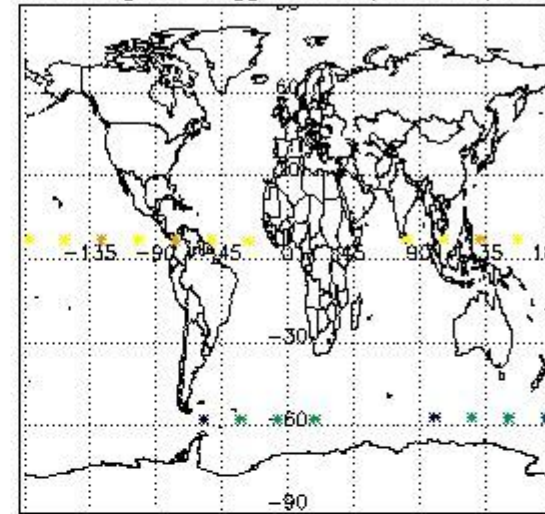


3.2 Plot quality information per product (world map)

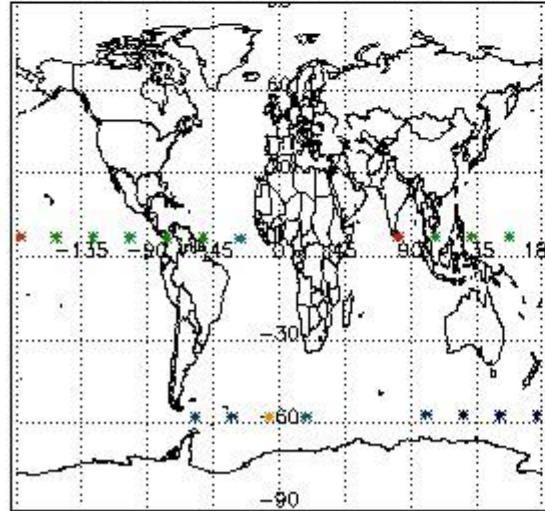
Percentage of flagged data per O3 profile



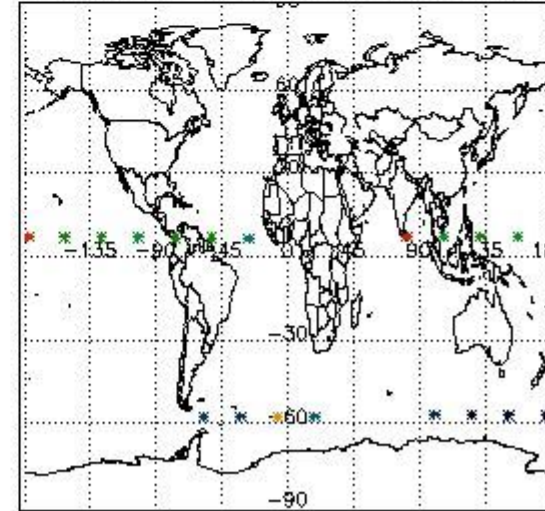
Percentage of flagged data per H2O profile



Percentage of flagged data per NO2 profile



Percentage of flagged data per NO3 profile

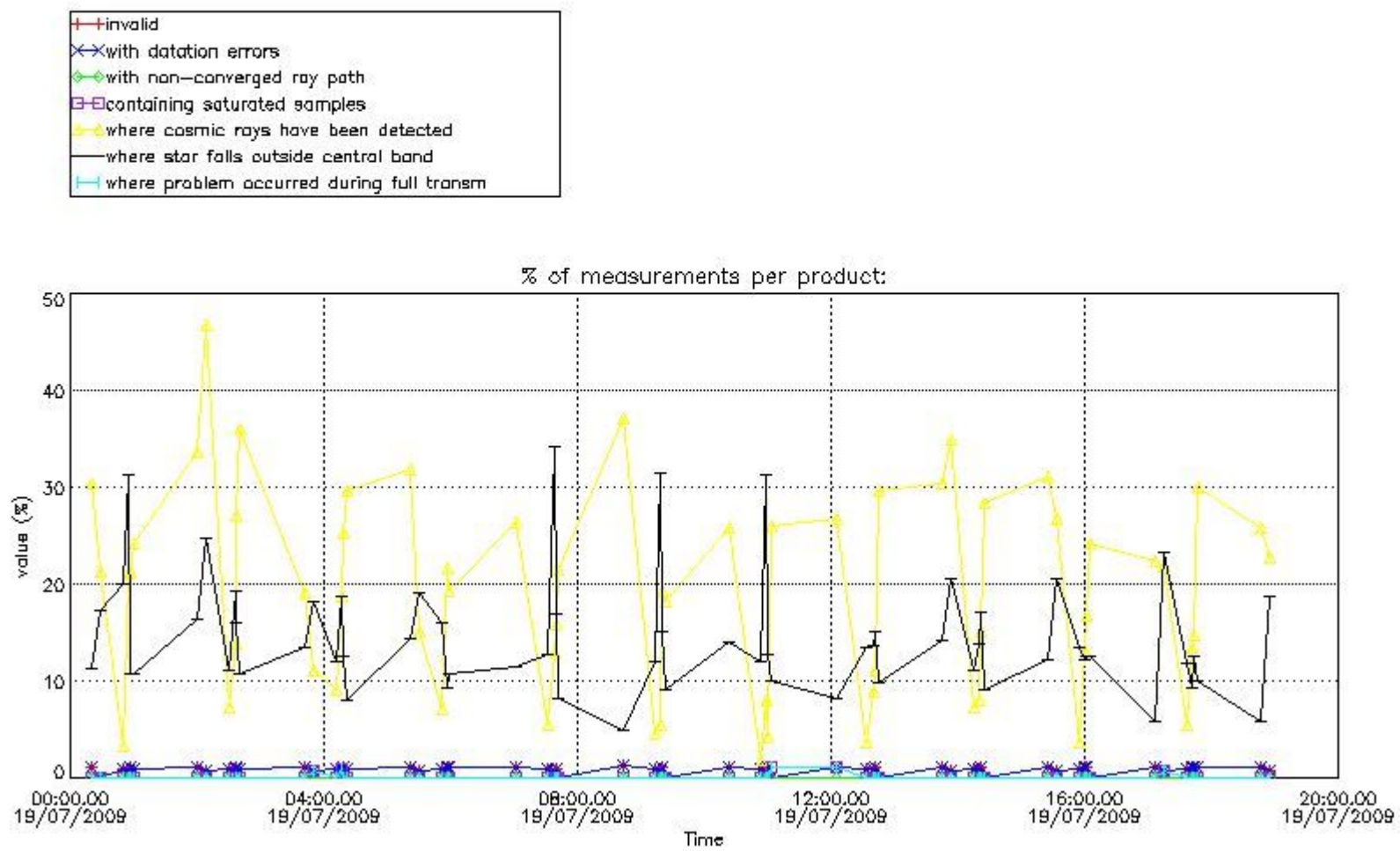


4. Level 1 quality information per product

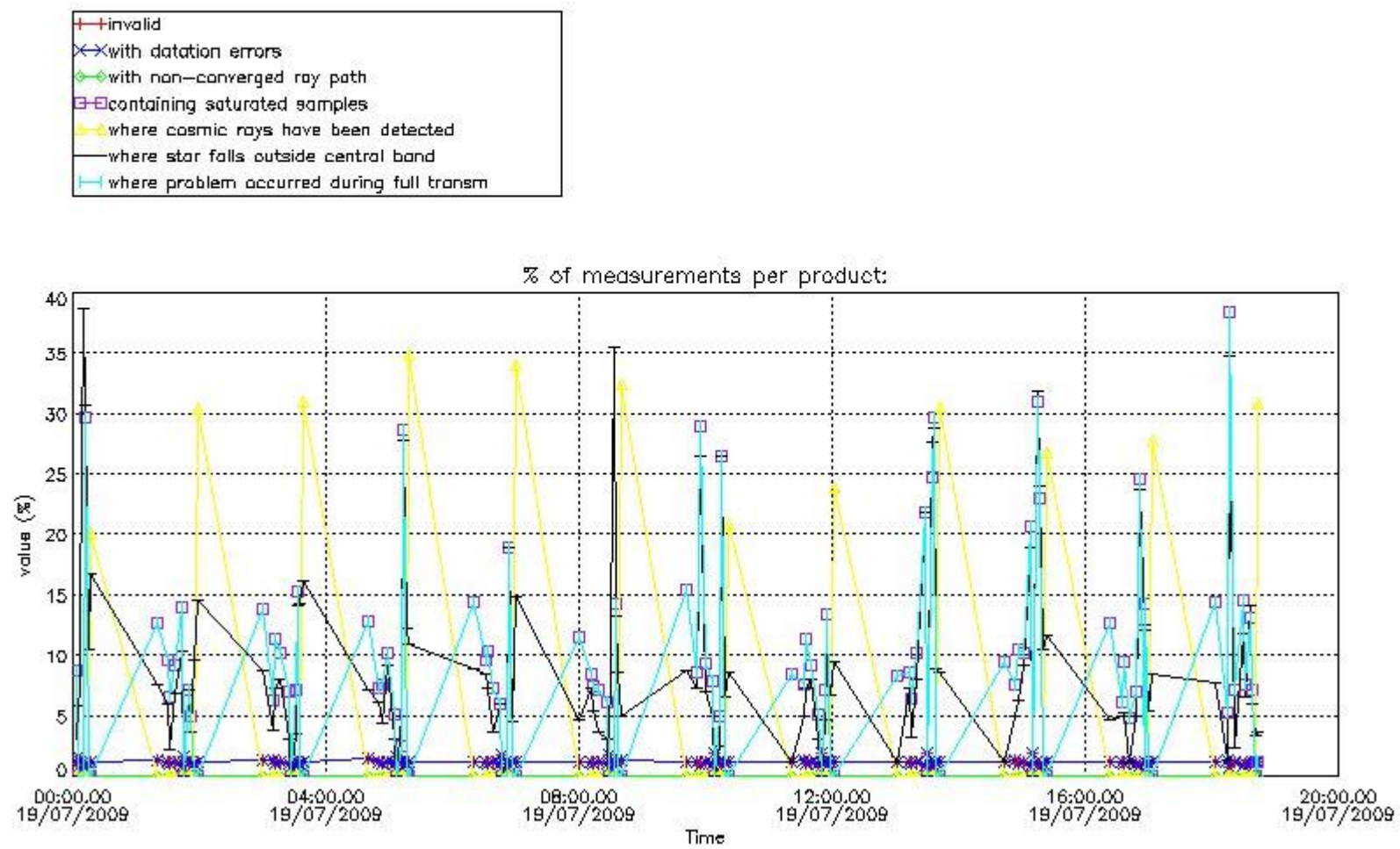
In this section it is plotted some information contained in the Quality Summary data set of the level 2 products that comes from the level 1b processing. Products without errors (error flag in the MPH set to "0") are used.

4.1 Plot quality information per product (time dependant) coming from level 1b processing

4.1.1 Plot level 1 quality information per product (time dependant): ENVISAT ASCENDING passes



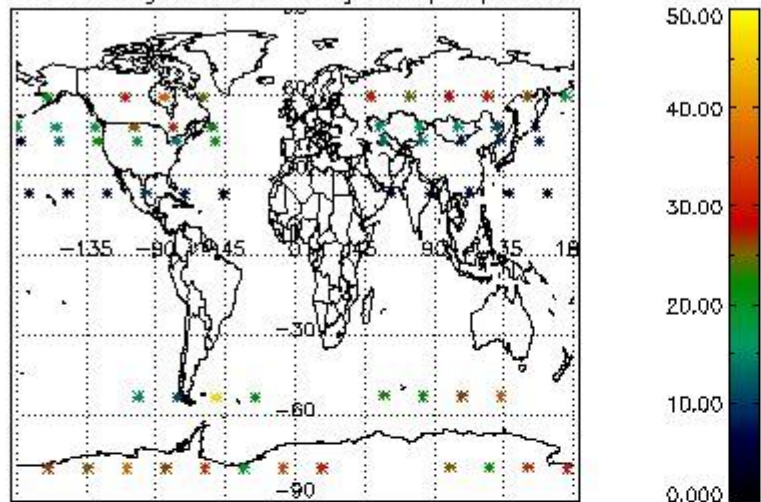
4.1.2 Plot level 1 quality information per product (time dependant): ENVI SAT DESCENDING passes



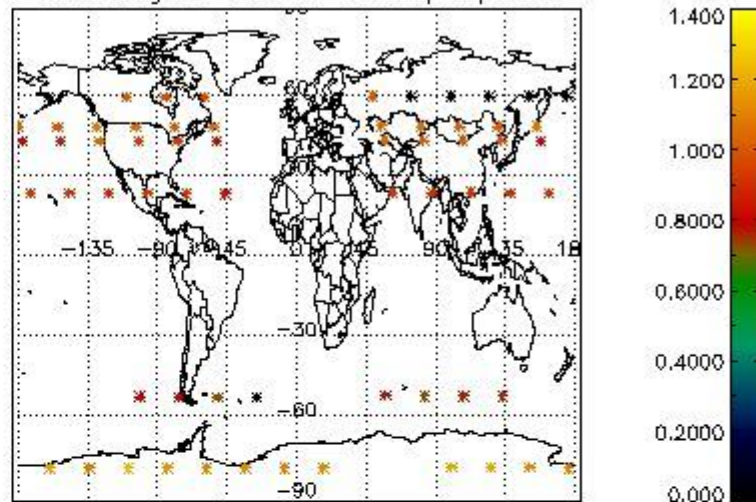
4.2 Plot quality information per product coming from level 1b processing (world map)

4.2.1 Plot level 1 quality information per product (world map): ENVISAT ASCENDING passes

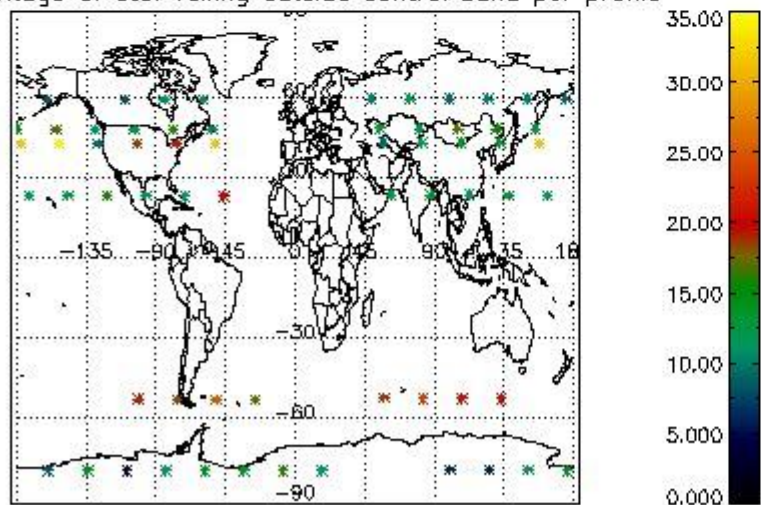
Percentage of cosmic ray hits per profile



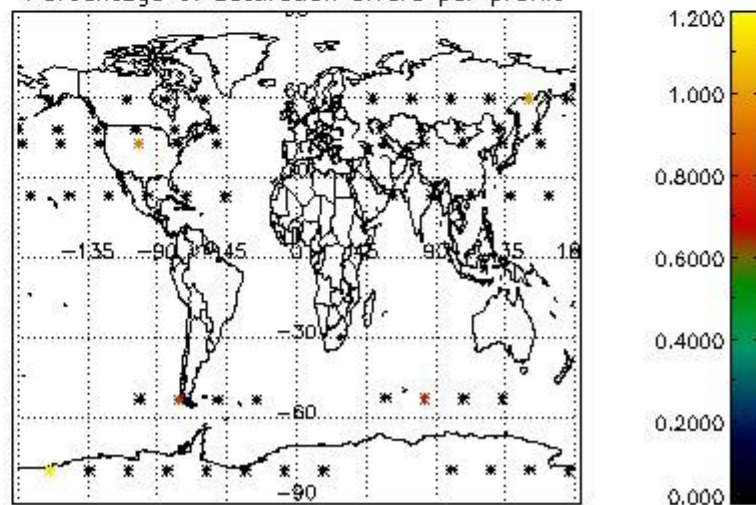
Percentage of datation errors per profile



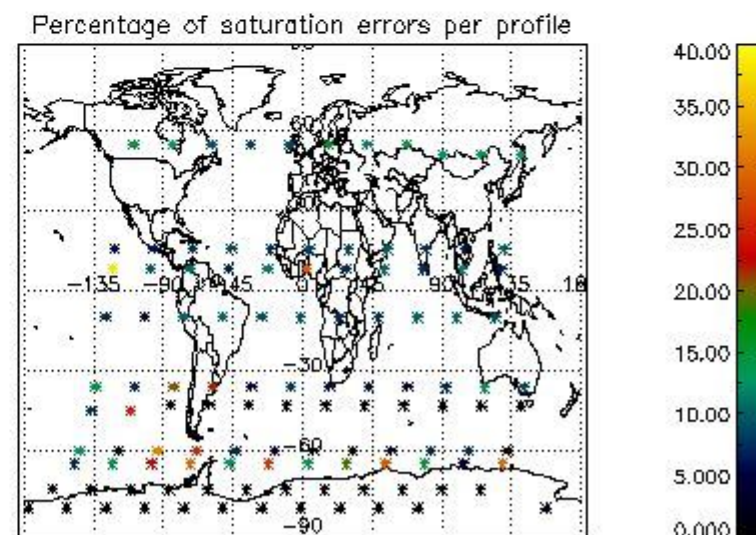
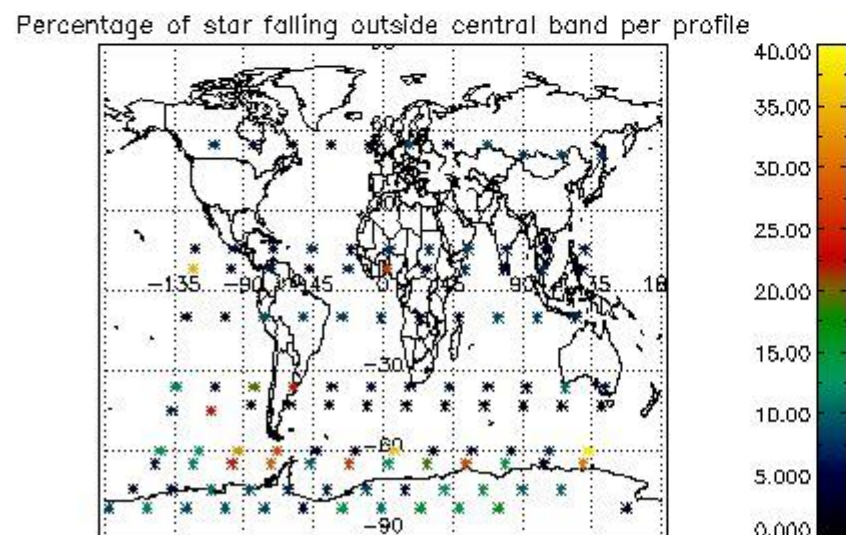
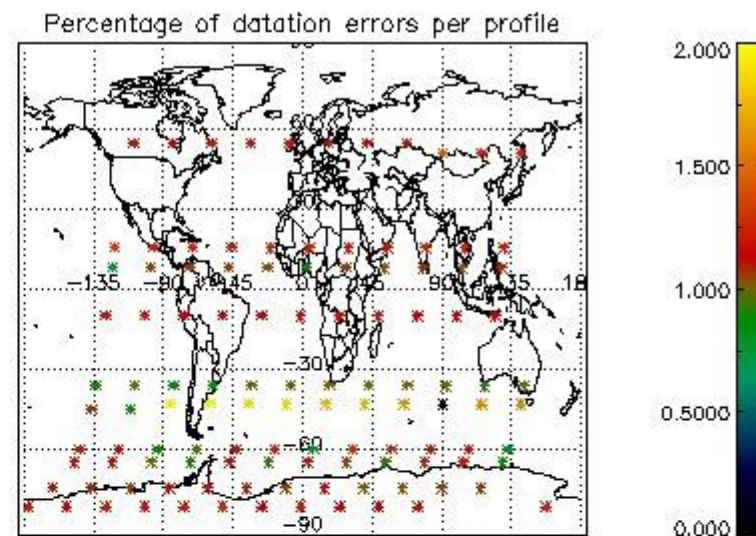
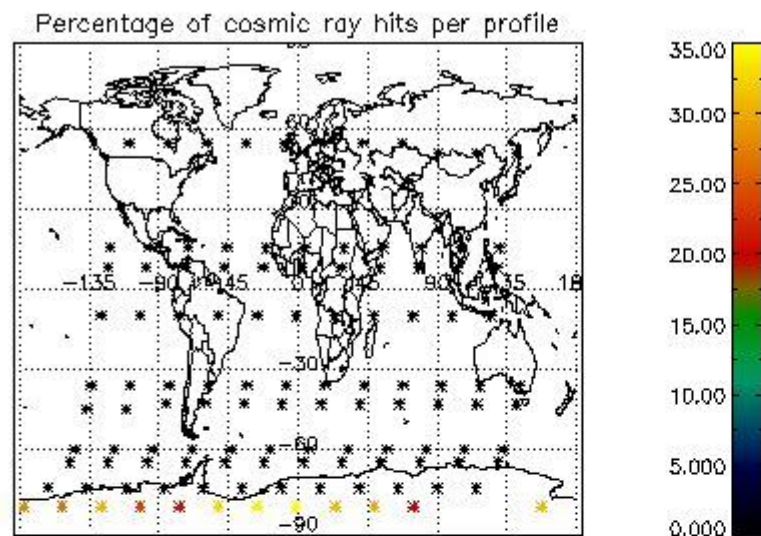
Percentage of star falling outside central band per profile



Percentage of saturation errors per profile



4.2.2 Plot level 1 quality information per product (world map): ENVISAT DESCENDING passes



5. Trace gas profiles

5.1 Ozone statistics based on quality of products

The final quality of the products can be "measured" using the STD (Standard Deviation) attached to every point profile. This information is written to the parameter GOM_NL__2P/NL_LOCAL_SPECIES_DENSITY/o3_std of the level 2 products. The table below shows the statistics for given STD ranges.

The statistics are given with respect to the overall valid production:

- Products without fatal errors: GOM_NL__2P/MPH/PRODUCT_ERR=0
- Valid point profile: GOM_NL__2P/NL_LOCAL_SPECIES_DENSITY/pcd(0)=0

The 'Criteria' is applied to valid points of dark limb products:

- Products in dark limb illumination condition: GOM_NL__2P/NL_SUMMARY_QUALITY/obs_ill_cond=0
- Products without fatal errors: GOM_NL__2P/MPH/PRODUCT_ERR=0
- Valid point profile: GOM_NL__2P/NL_LOCAL_SPECIES_DENSITY/pcd(0)=0

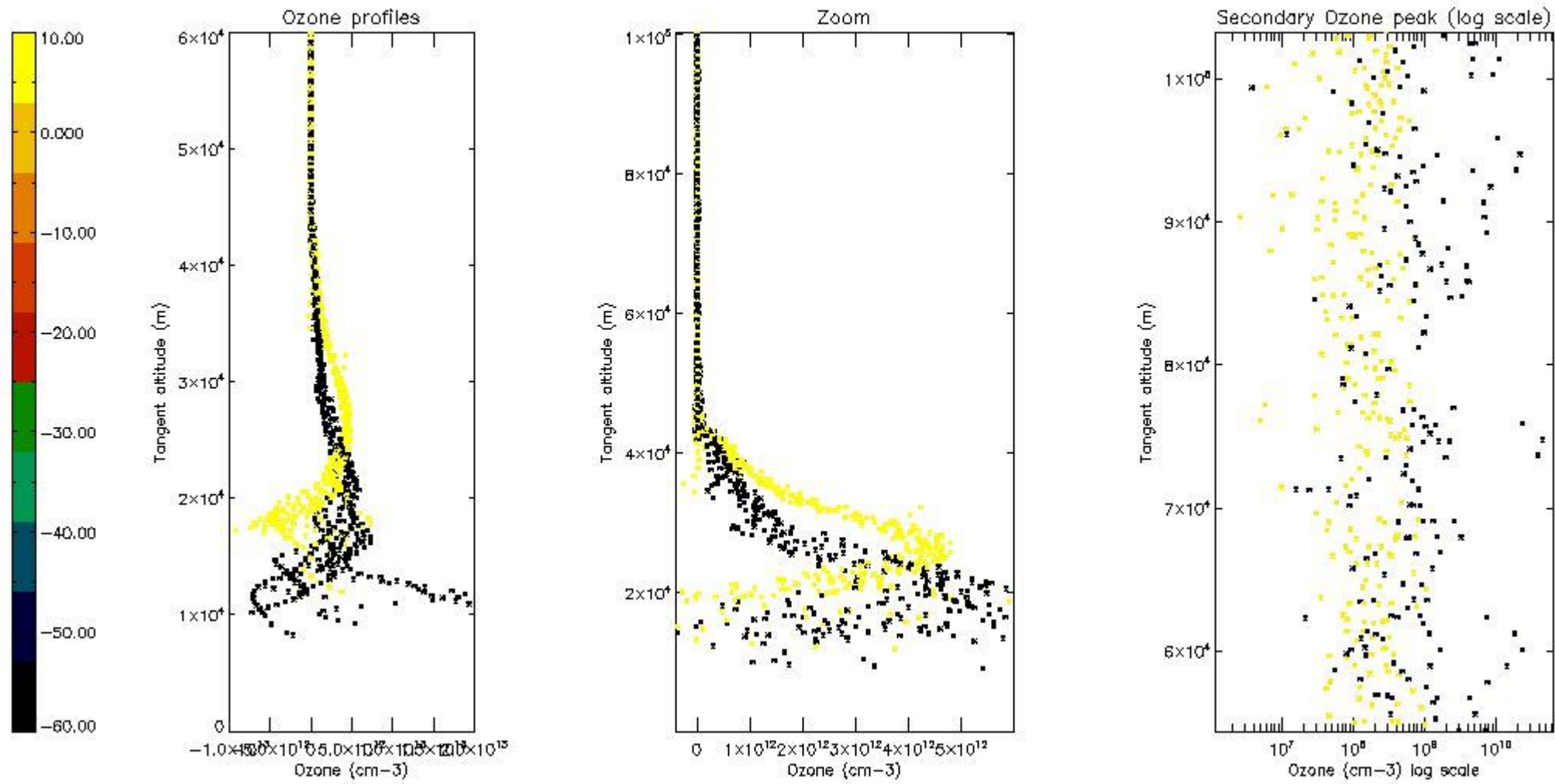
So, the table below shows the percentage of dark limb and valid observations for each criteria with respect to the overall valid daily observations.

Criteria	% of total production
All STD	14
STD < 20	4

STD < 10	2
STD < 5	0

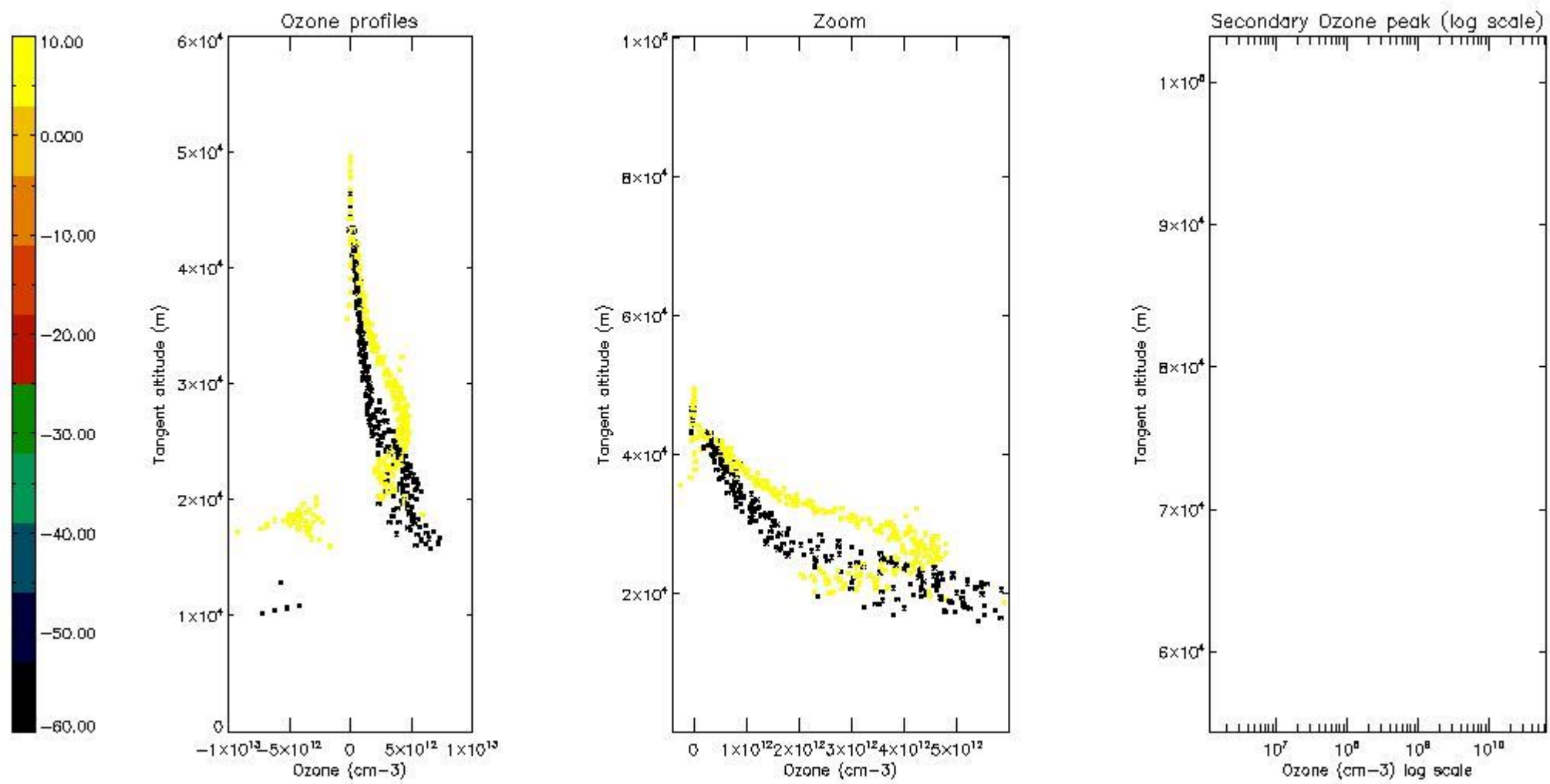
5.2 Plot ozone profiles for all STD (dark without errors)

The colorbar represents the latitude.



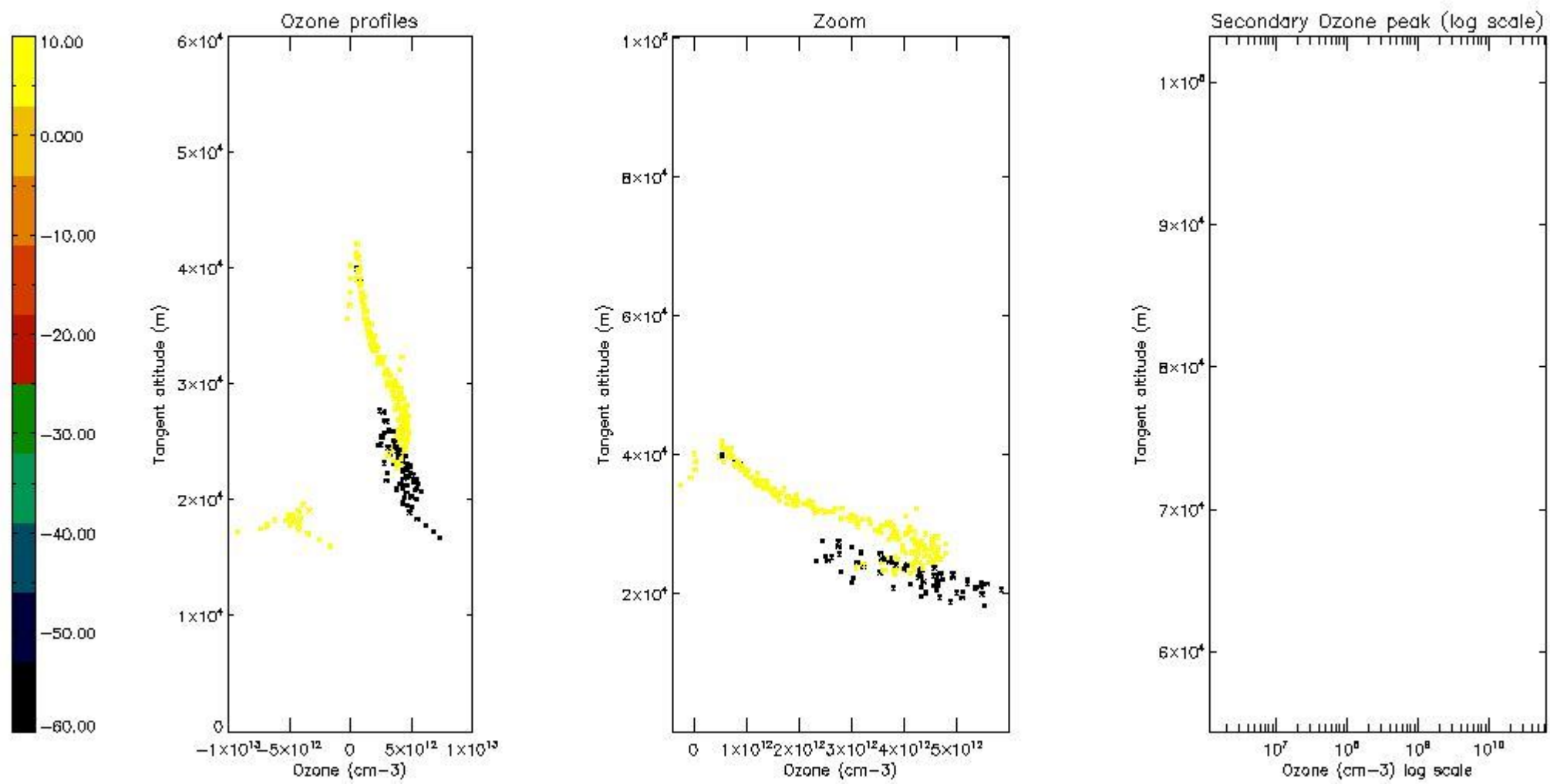
5.3 Plot ozone profiles where STD < 20% (dark without errors)

The colorbar represents the latitude.



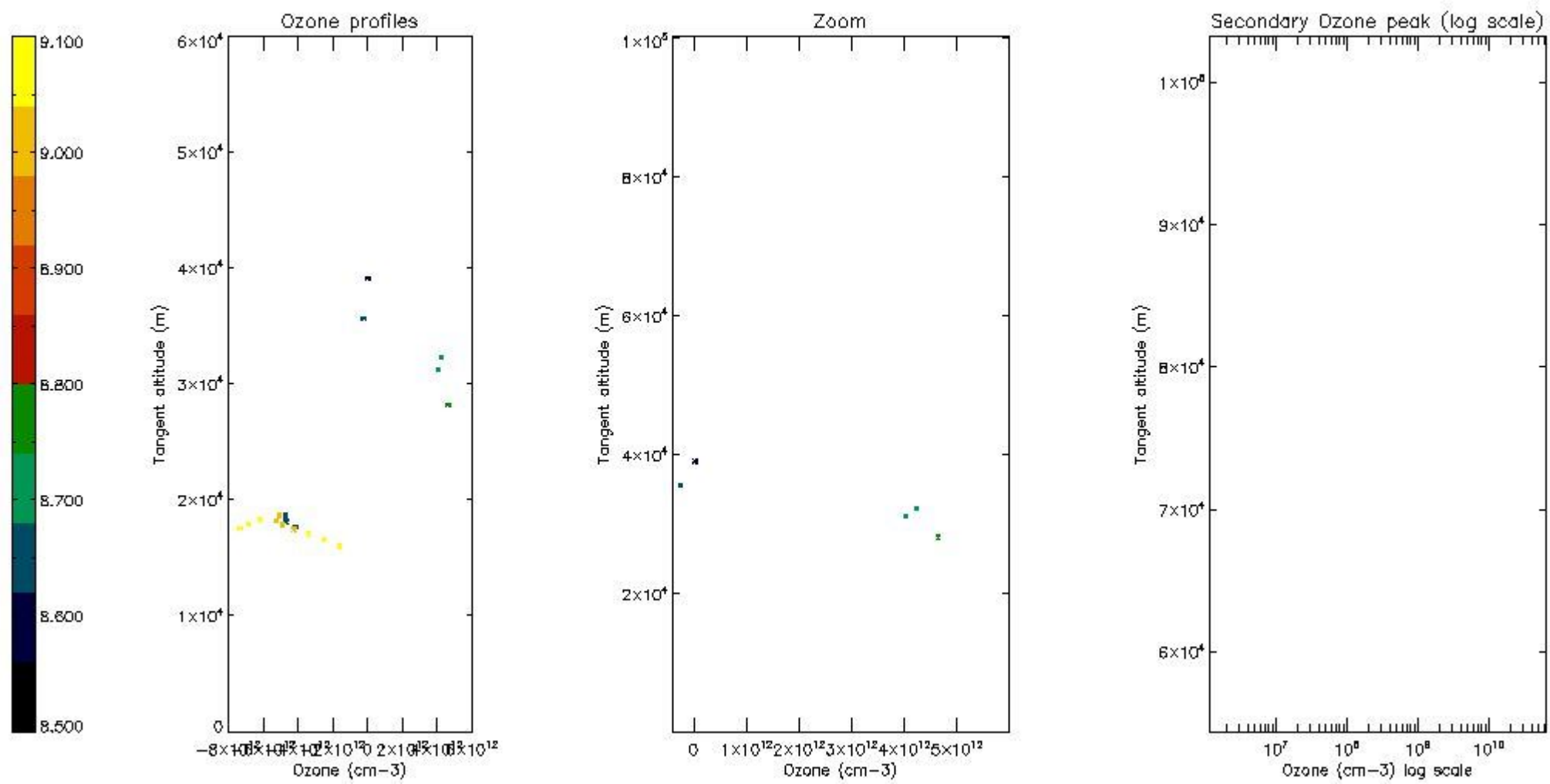
5.4 Plot ozone profiles where STD < 10% (dark without errors)

The colorbar represents the latitude.



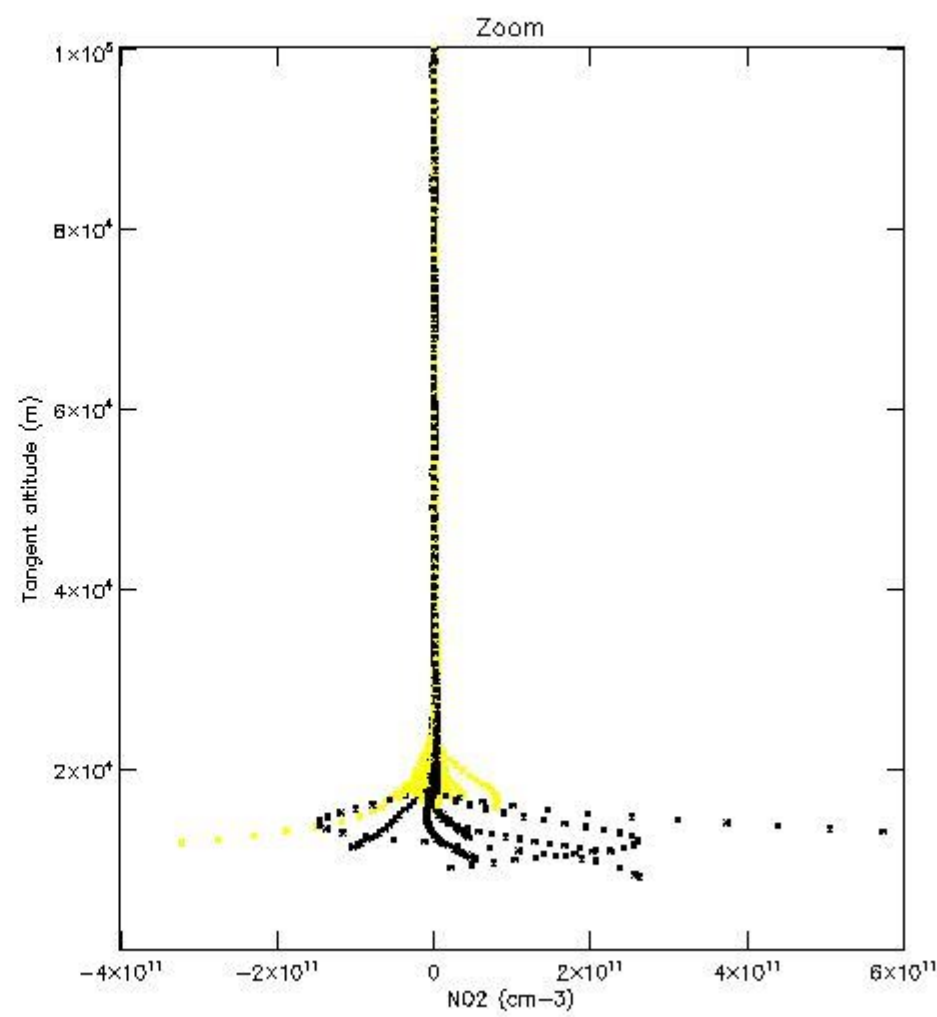
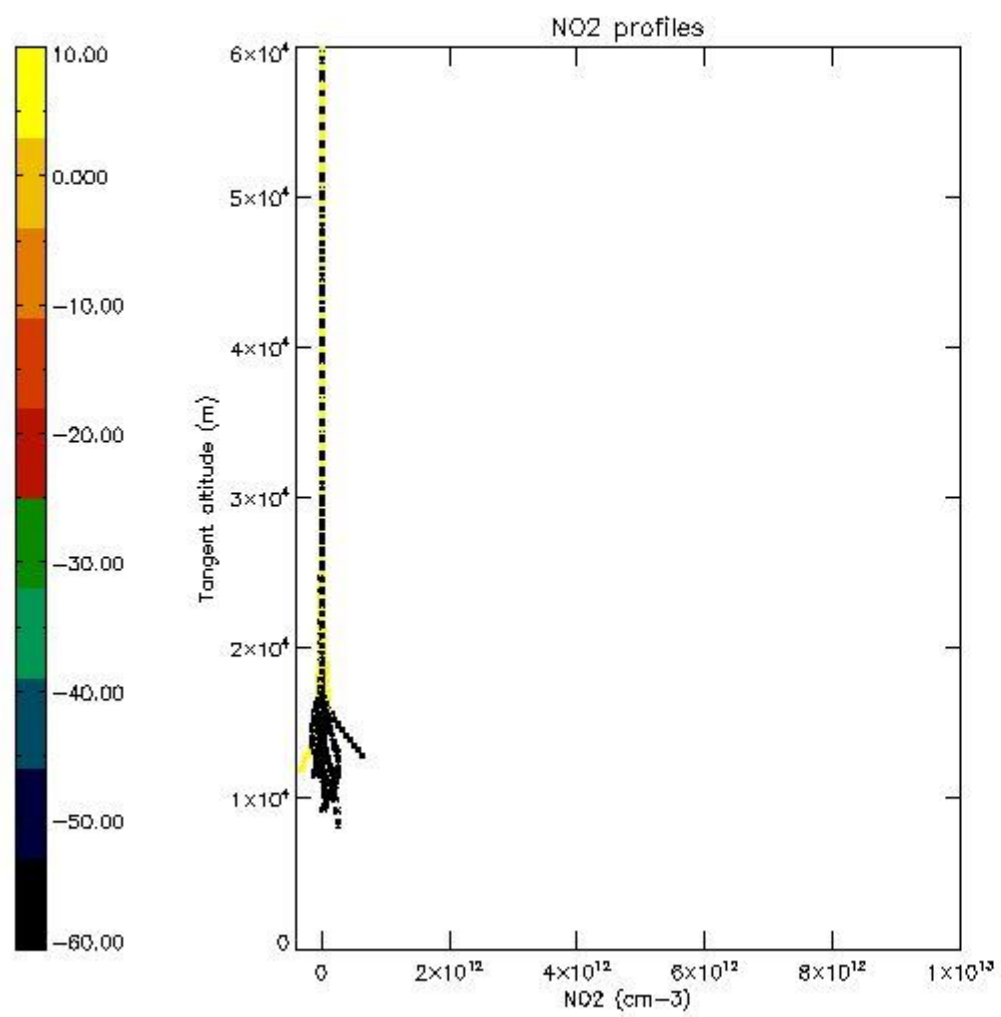
5.5 Plot ozone profiles where STD < 5% (dark without errors)

The colorbar represents the latitude.



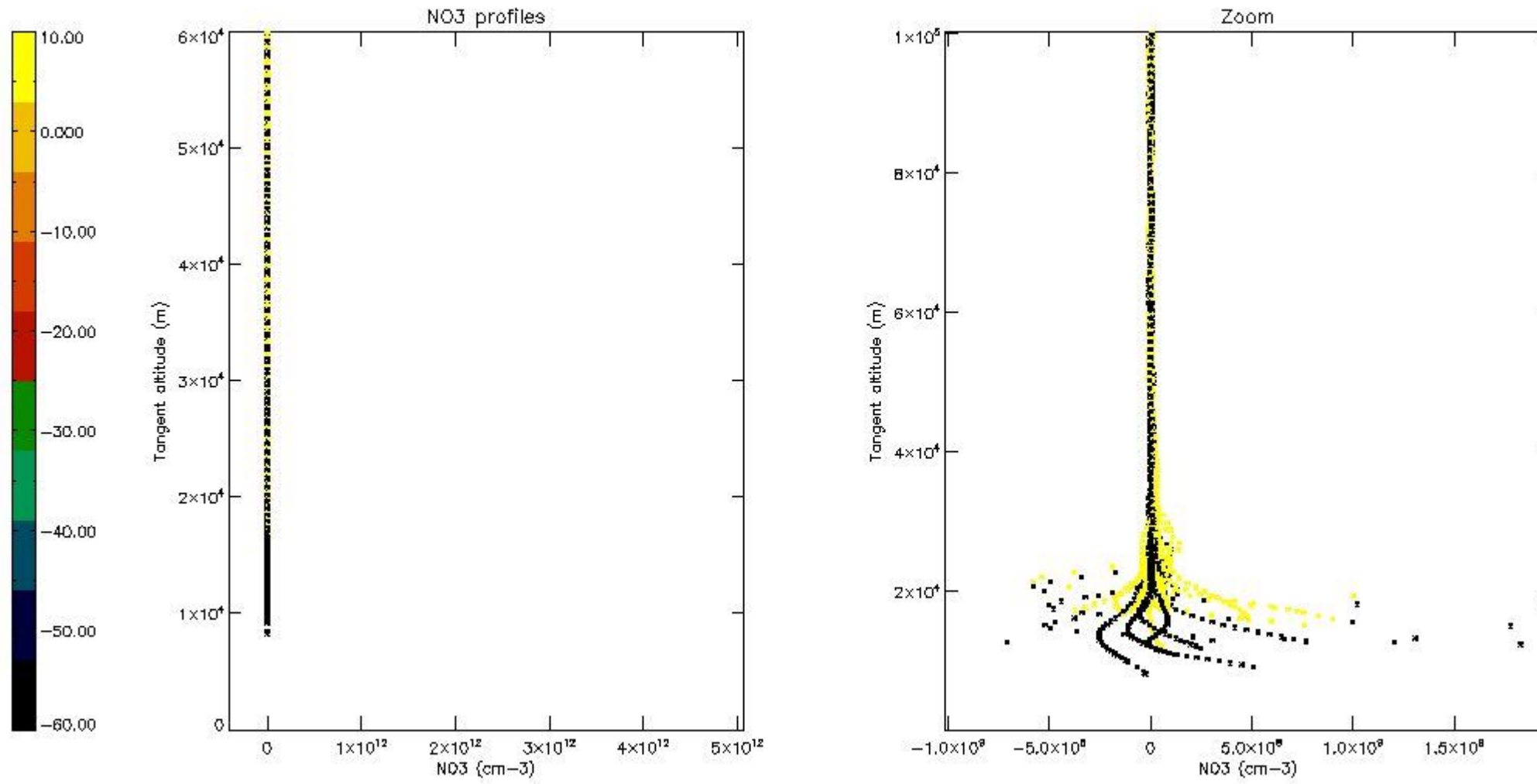
5.6 Plot NO₂ profiles for all STD (dark without errors)

The colorbar represents the latitude.



5.7 Plot NO3 profiles for all STD (dark without errors)

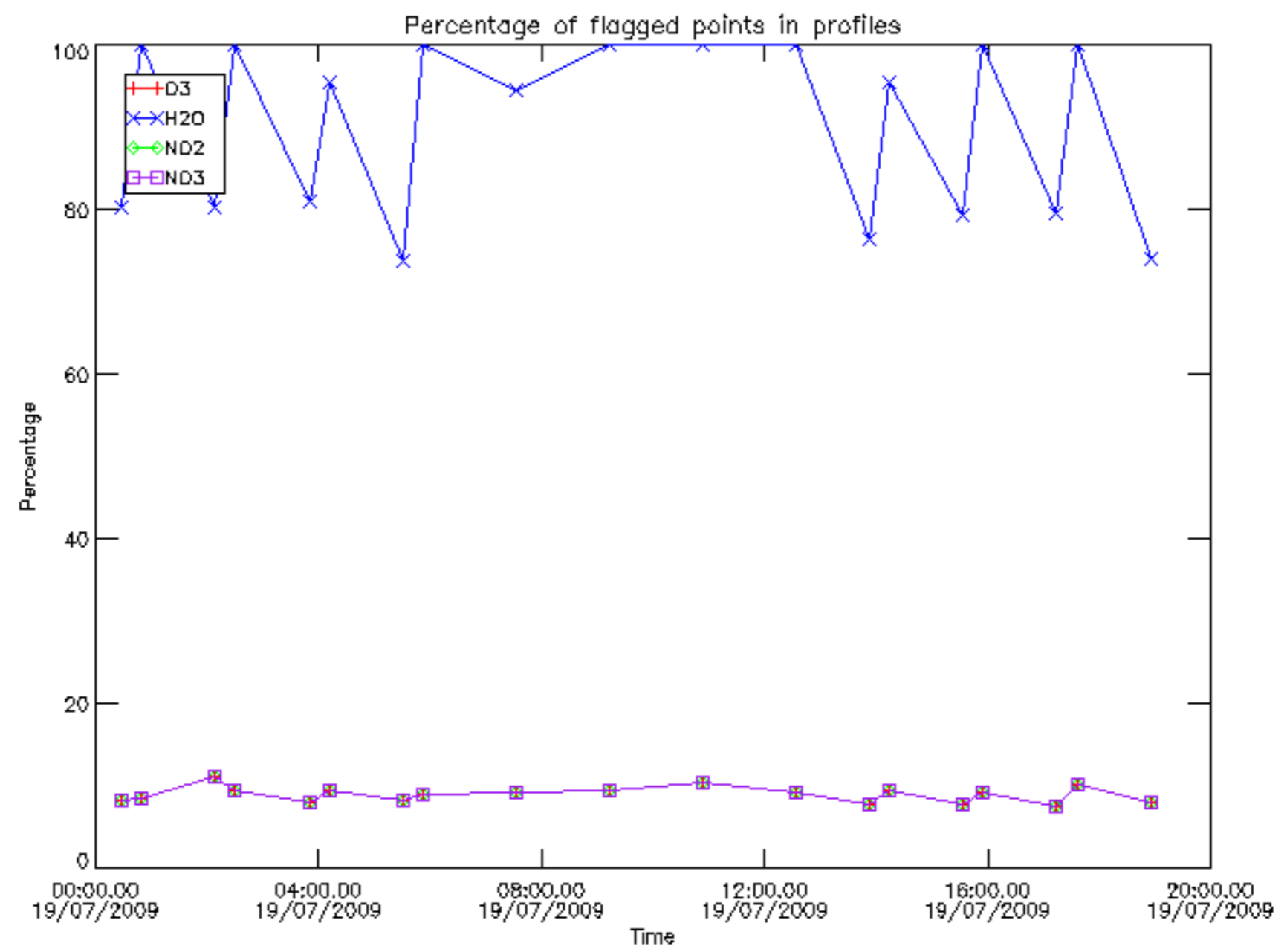
The colorbar represents the latitude.



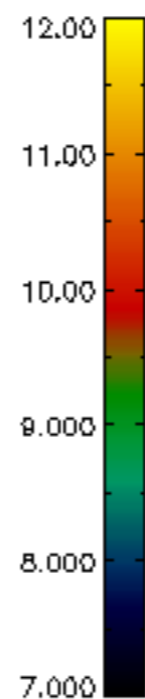
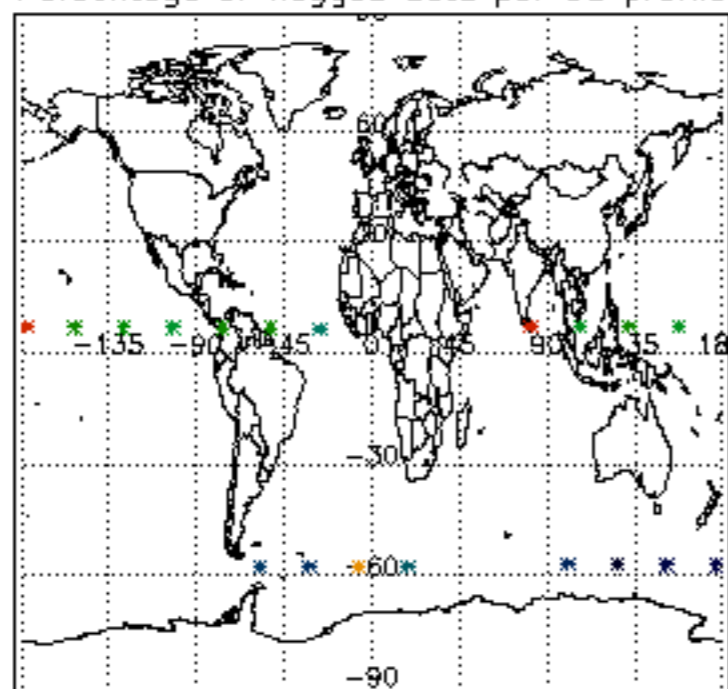
6. Auxiliary Data Files used for the production reported in section 2

The number reported in the third column indicates since which file (see list in section 2) the corresponding auxiliary file has been used. The fourth column is the date of those product files.

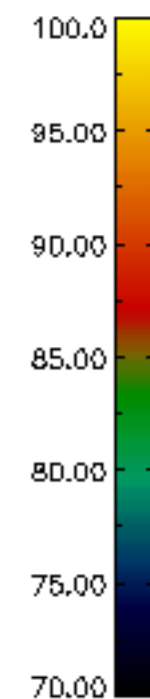
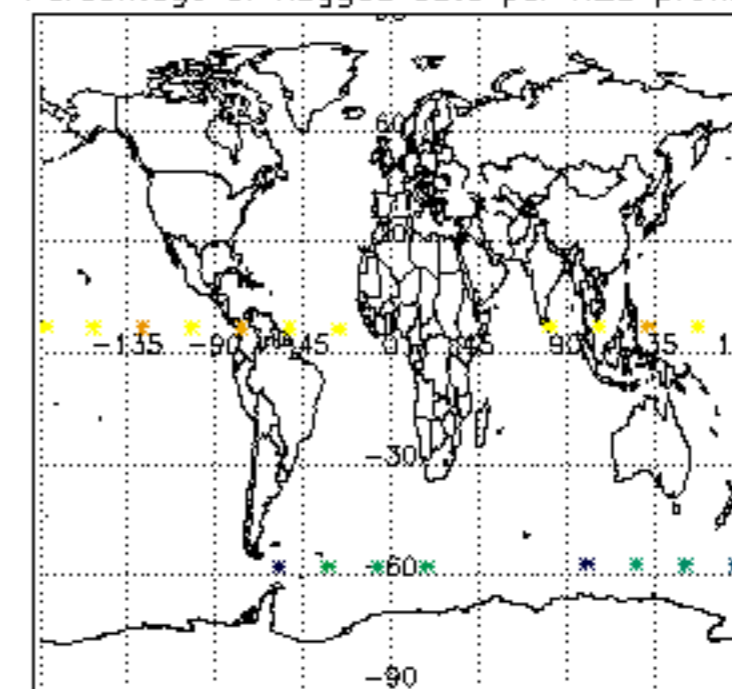
Type	Auxiliary Filename	Used since product	Used since product date
INST_PHYS_CHARACTERISTICS	GOM_INS_AXVIEC20091111_143220_20030716_120000_20500101_000000	1	19-JUL-2009 00:03:07
LEVEL-2_PROC_CONFIG	GOM_PR2_AXVIEC20091111_152718_20020301_000000_20500101_000000	1	19-JUL-2009 00:03:07
CROSS_SECTIONS_FILE	GOM_CRS_AXVIEC20091111_154832_20020301_000000_20500101_000000	1	19-JUL-2009 00:03:07



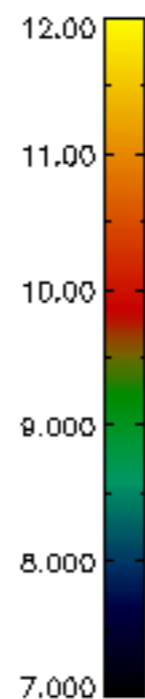
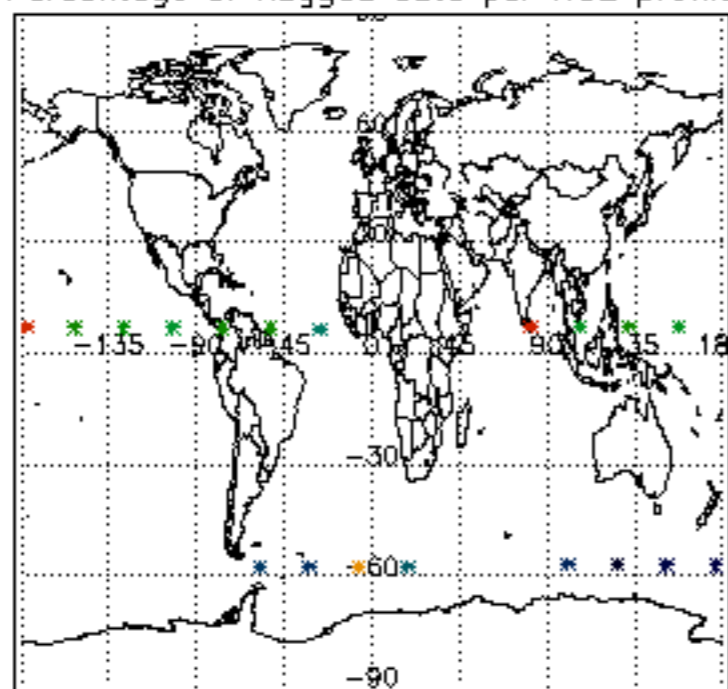
Percentage of flagged data per D3 profile



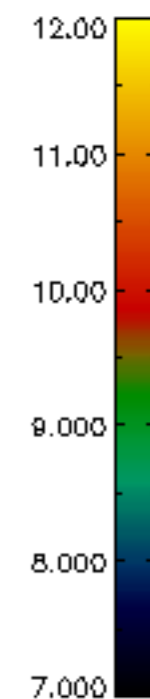
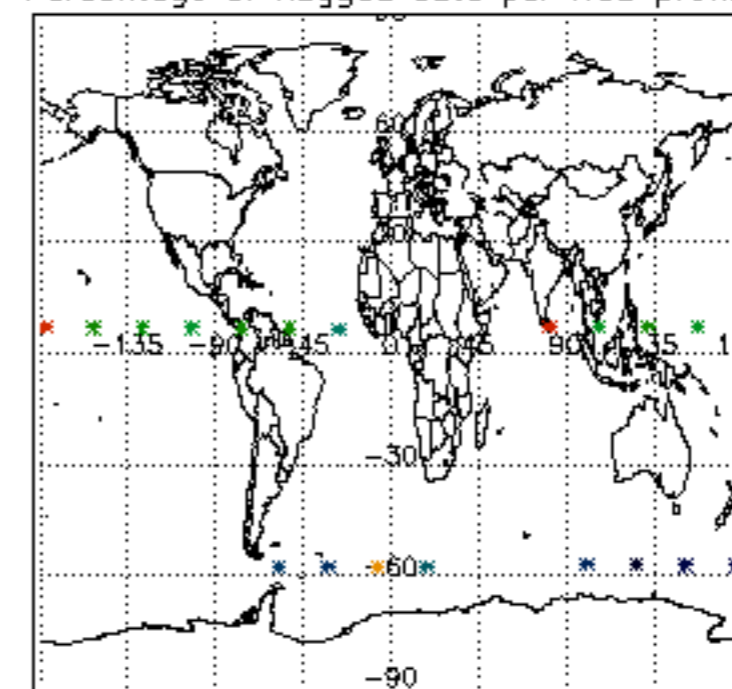
Percentage of flagged data per H2O profile

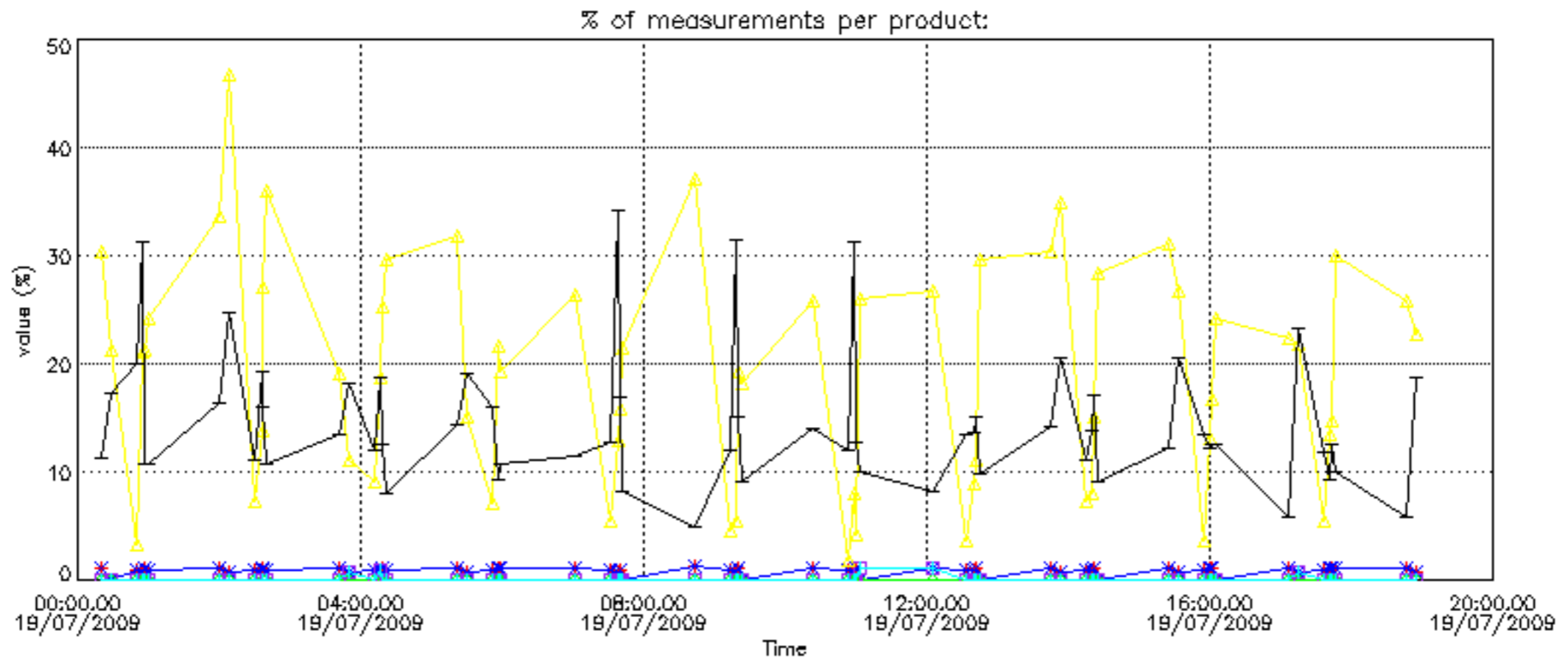


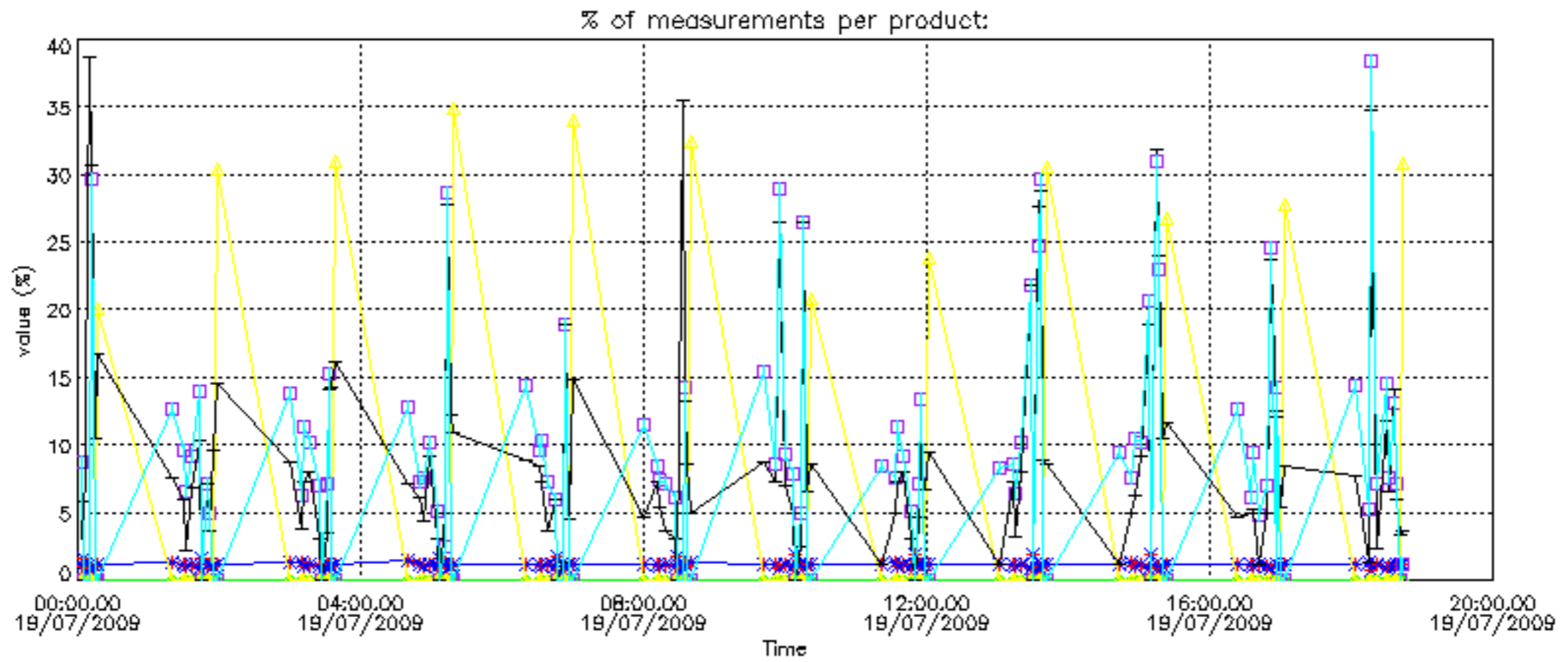
Percentage of flagged data per NO2 profile



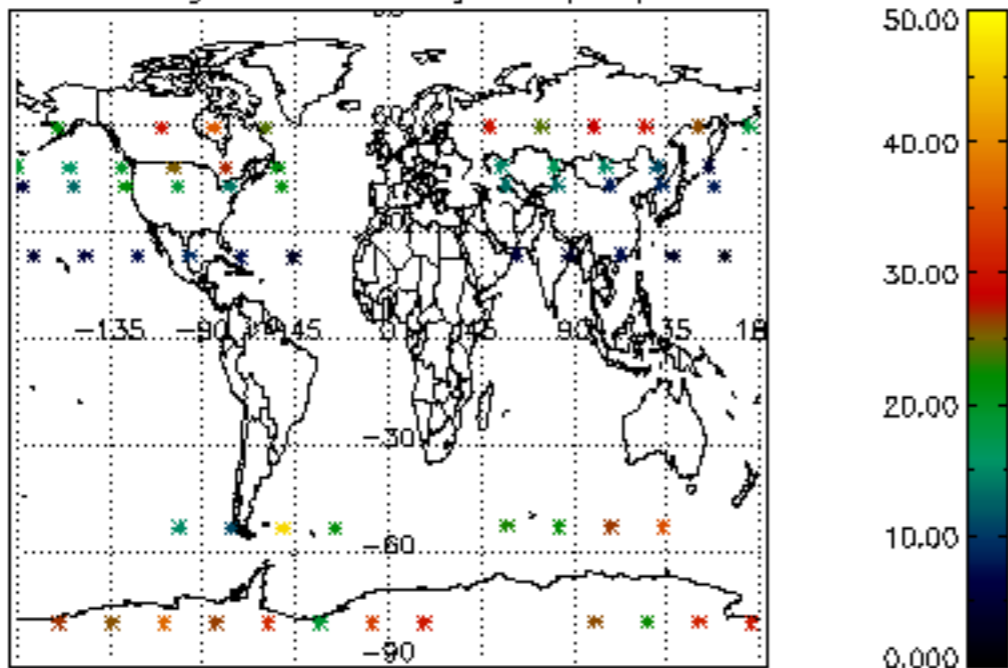
Percentage of flagged data per NO3 profile



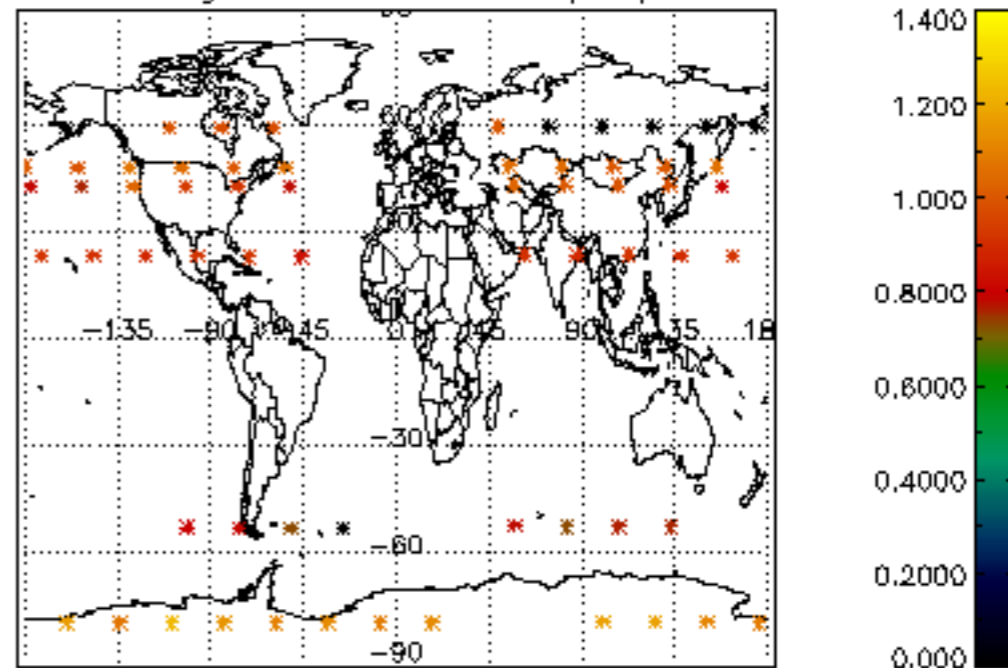




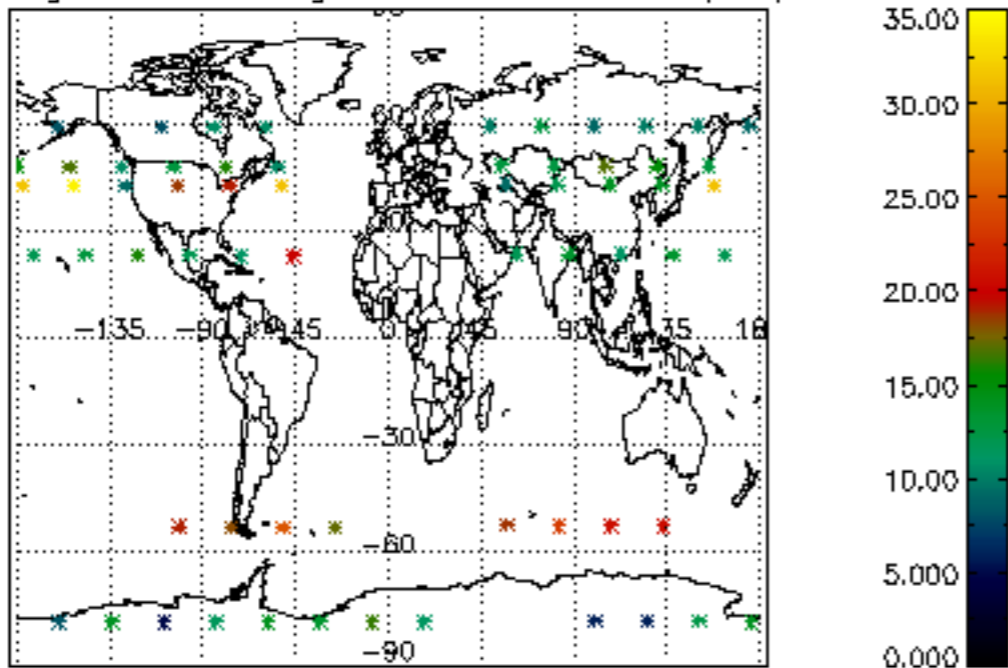
Percentage of cosmic ray hits per profile



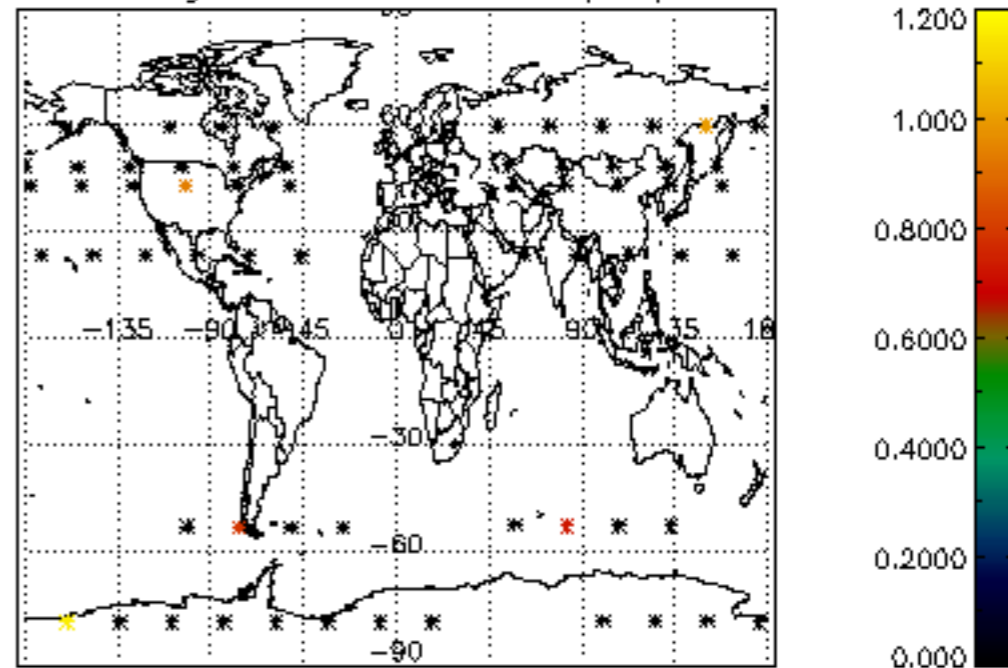
Percentage of datation errors per profile



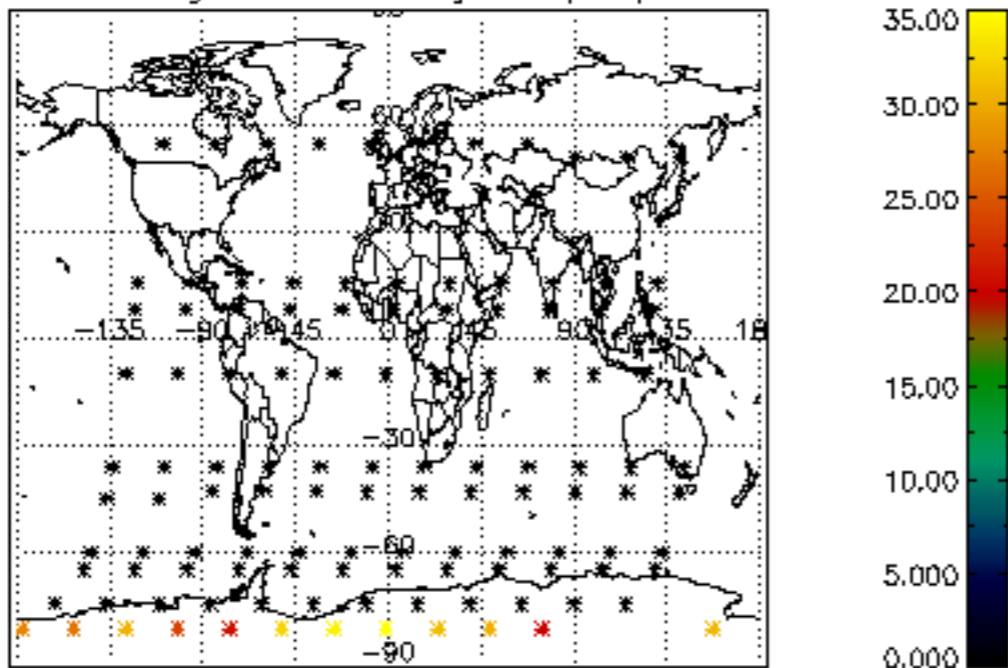
Percentage of star falling outside central band per profile



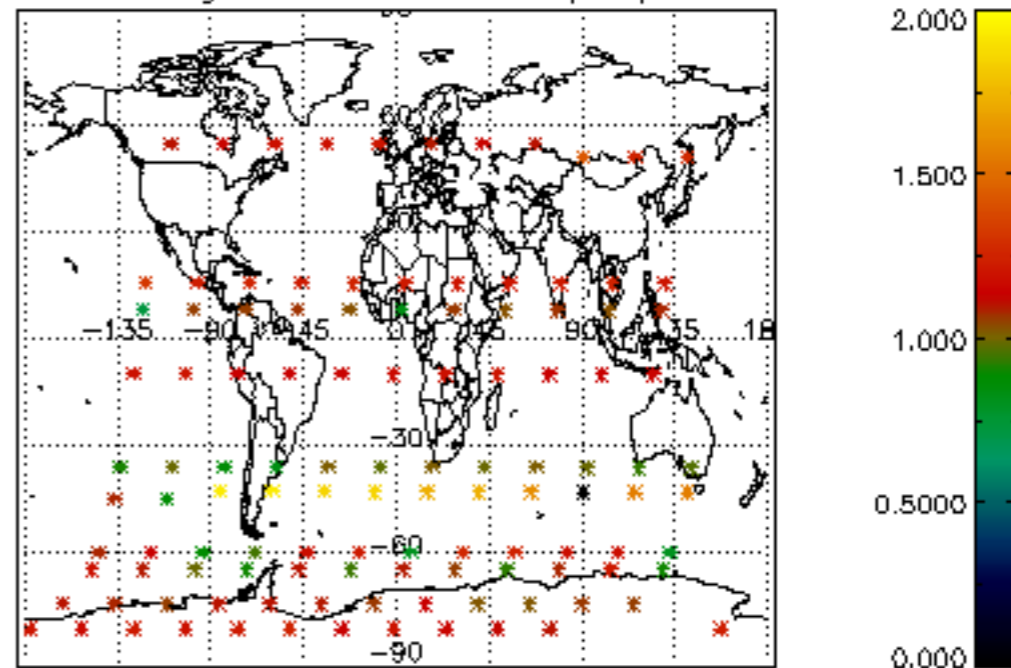
Percentage of saturation errors per profile



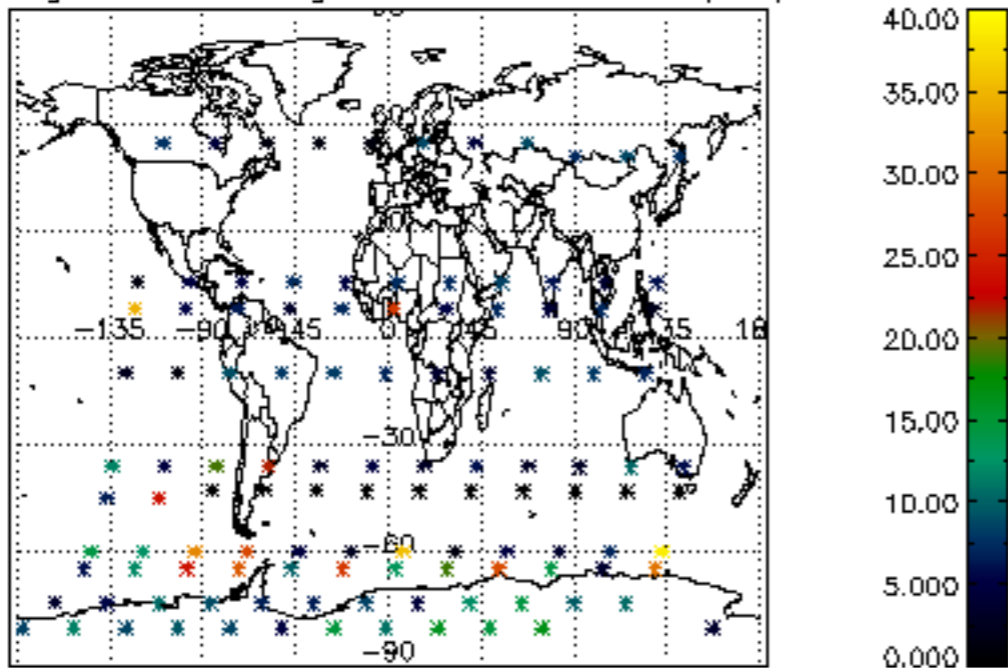
Percentage of cosmic ray hits per profile



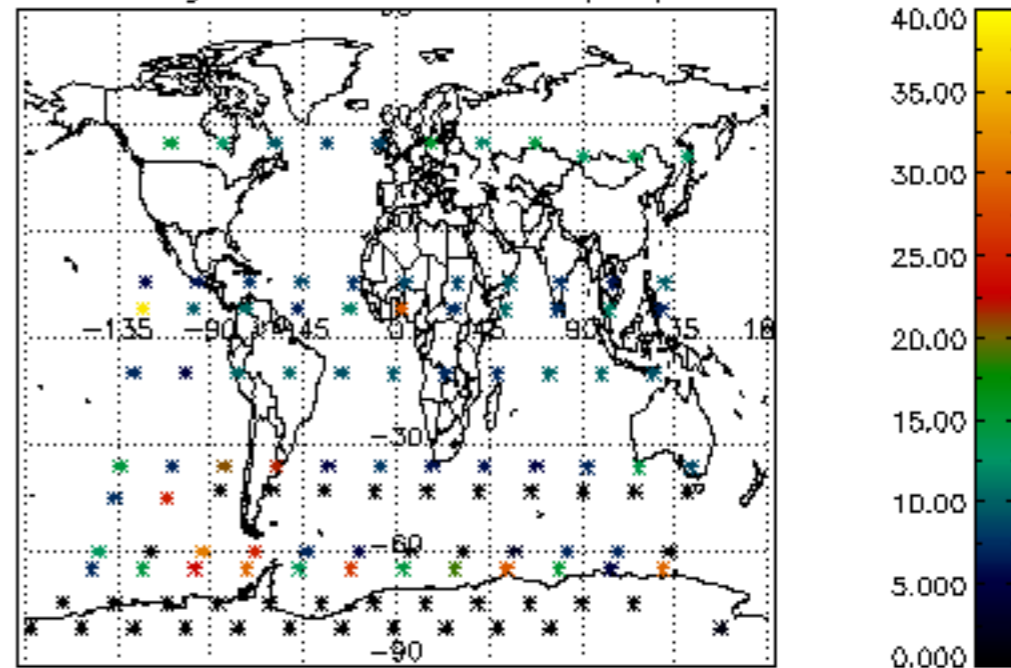
Percentage of datation errors per profile

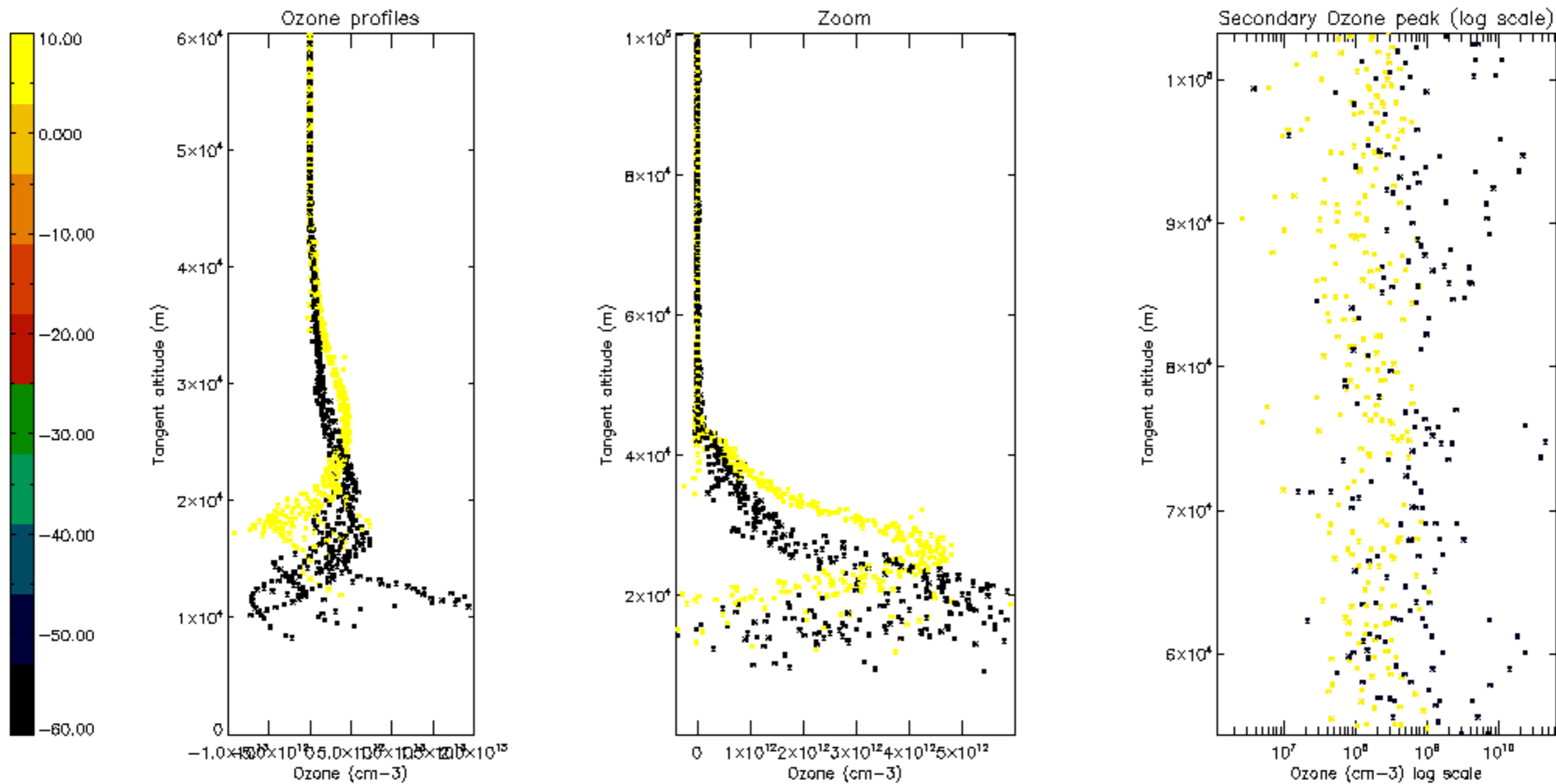


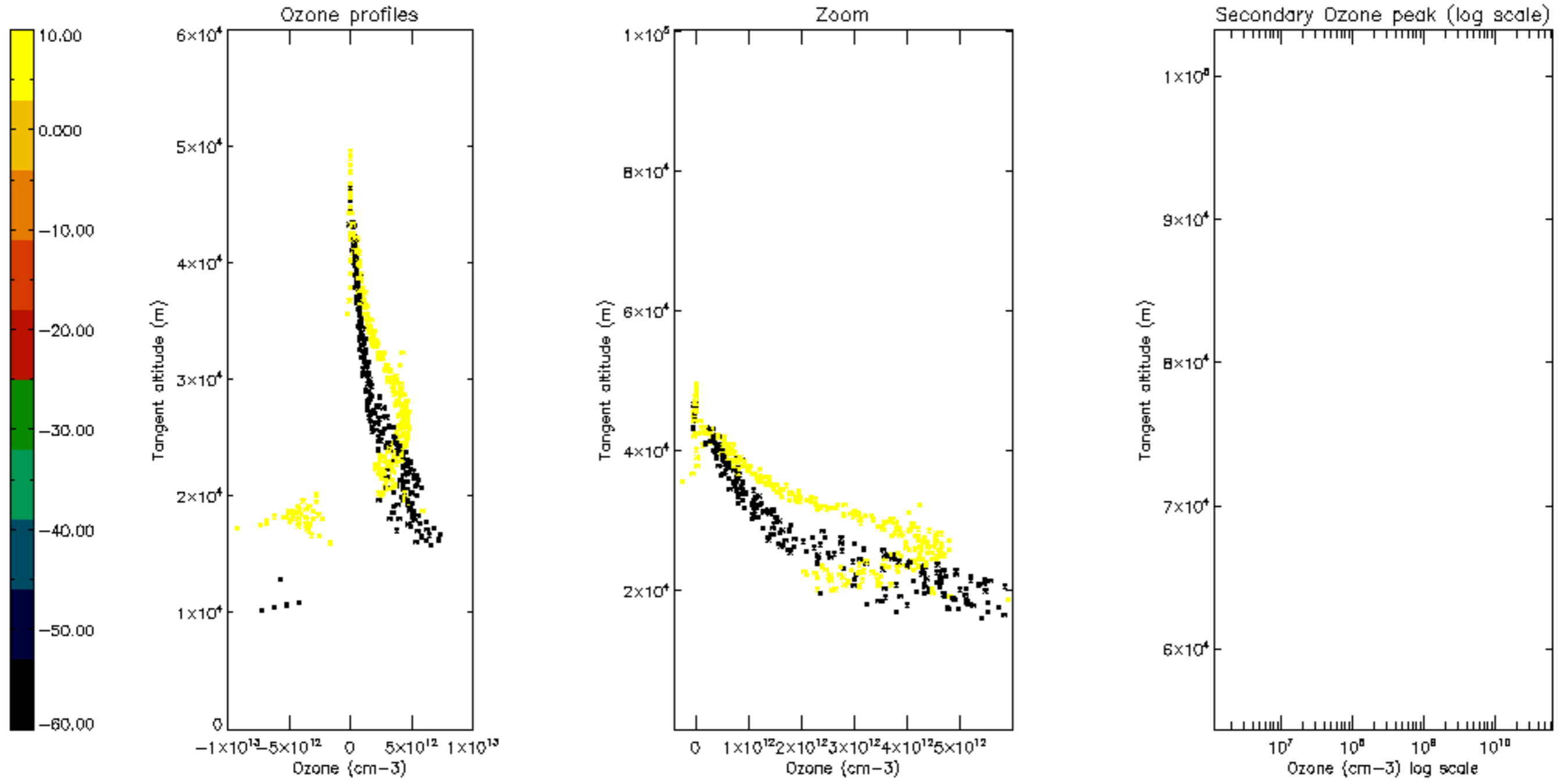
Percentage of star falling outside central band per profile

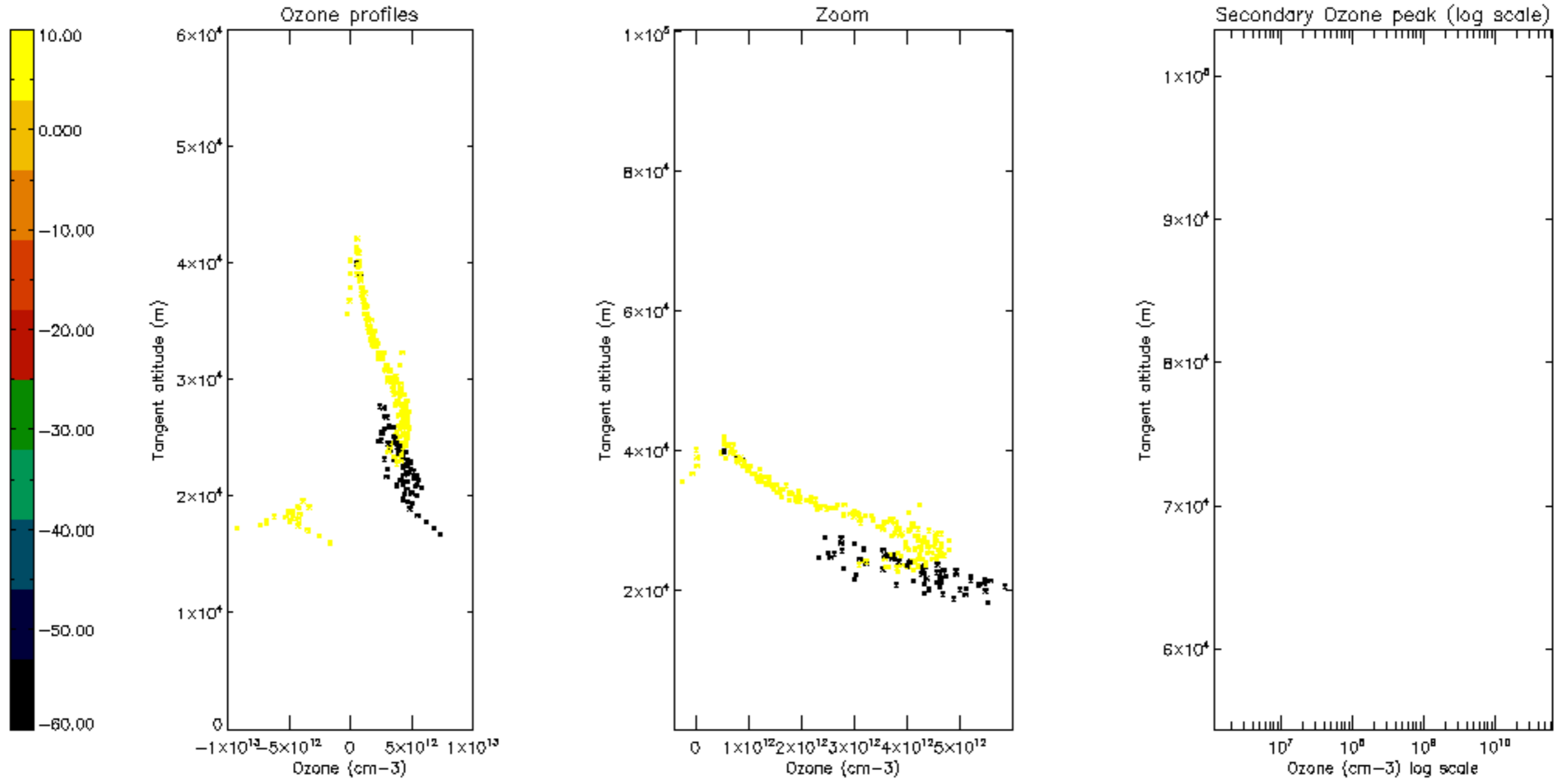


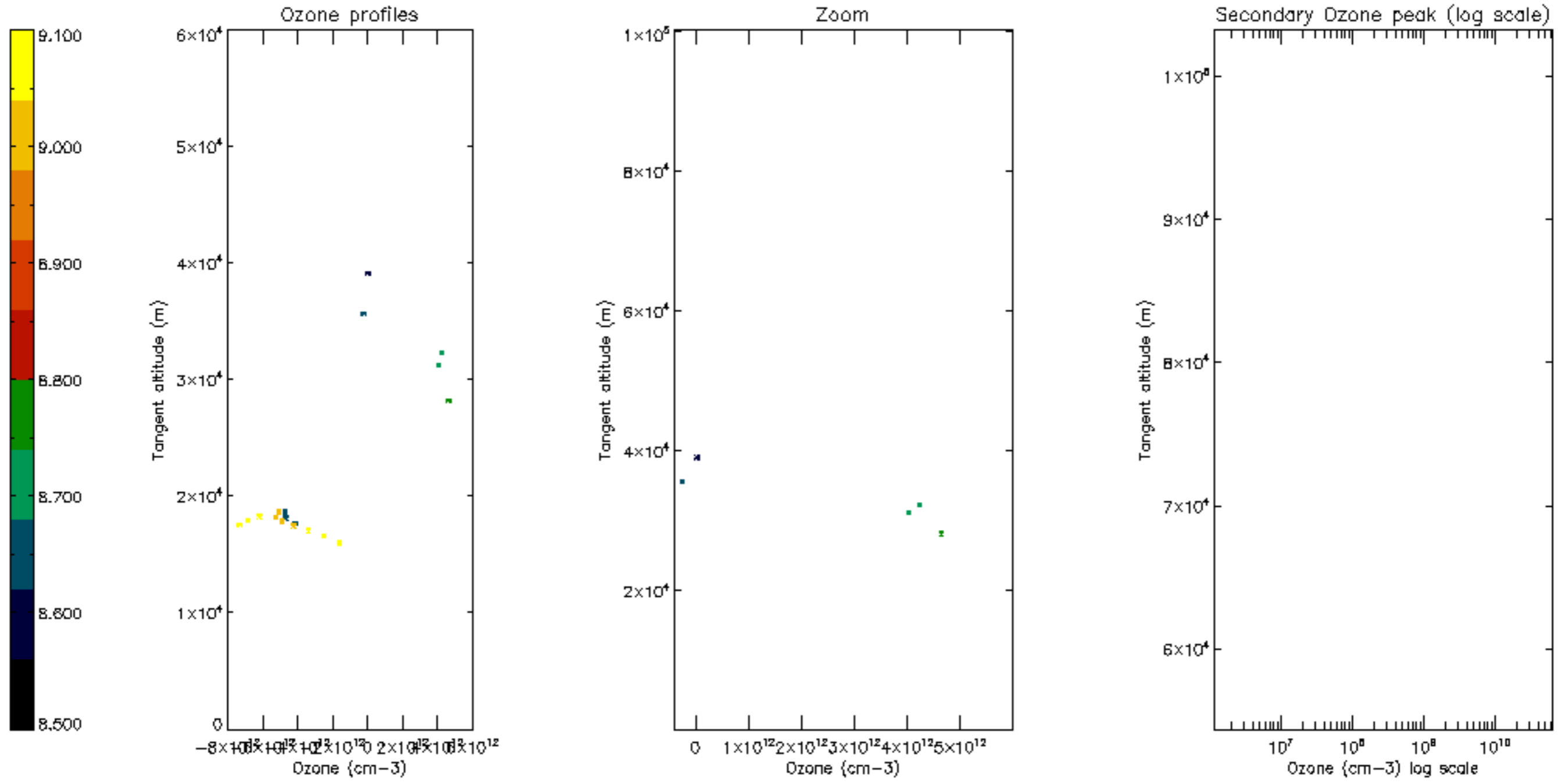
Percentage of saturation errors per profile

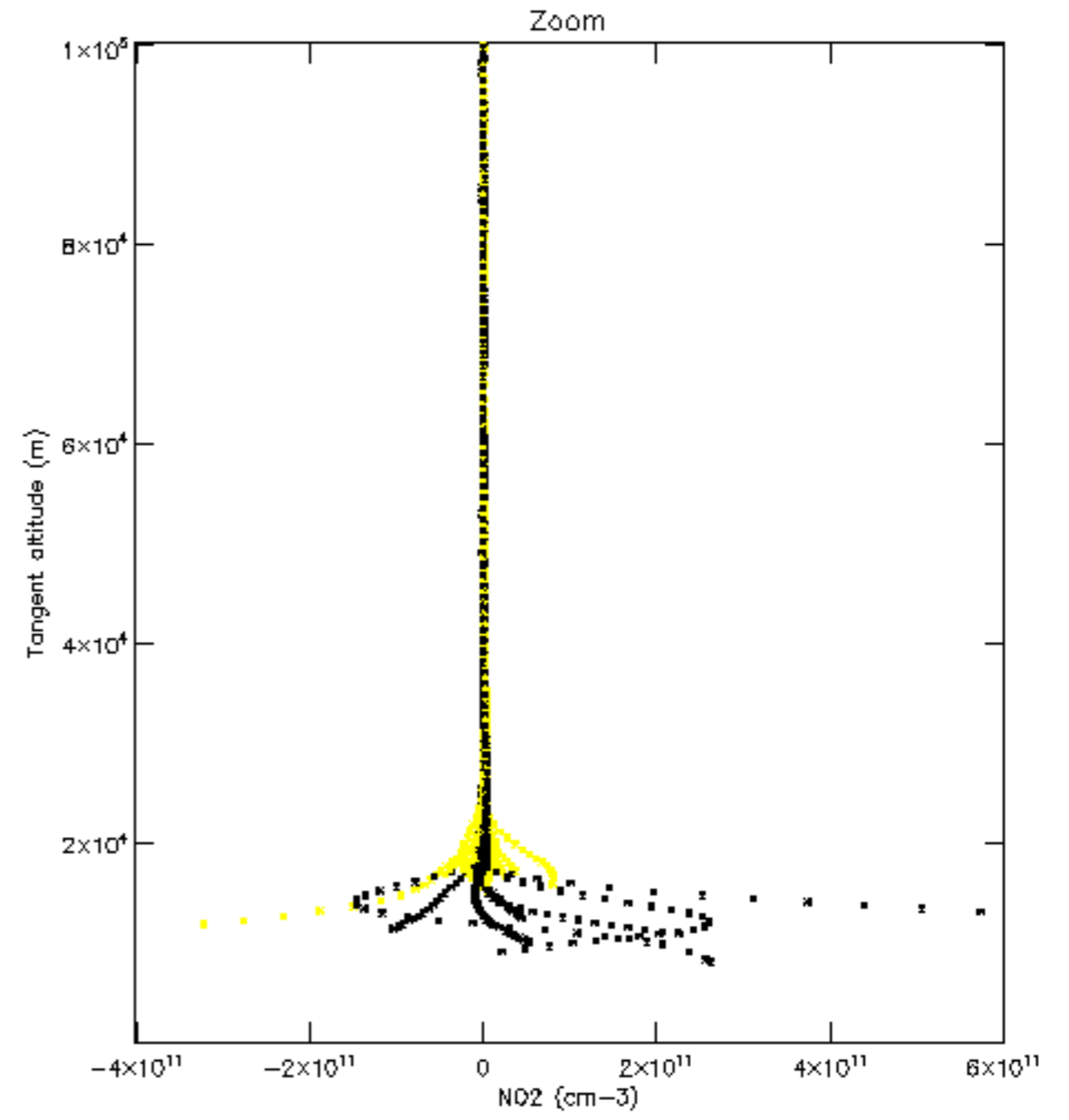
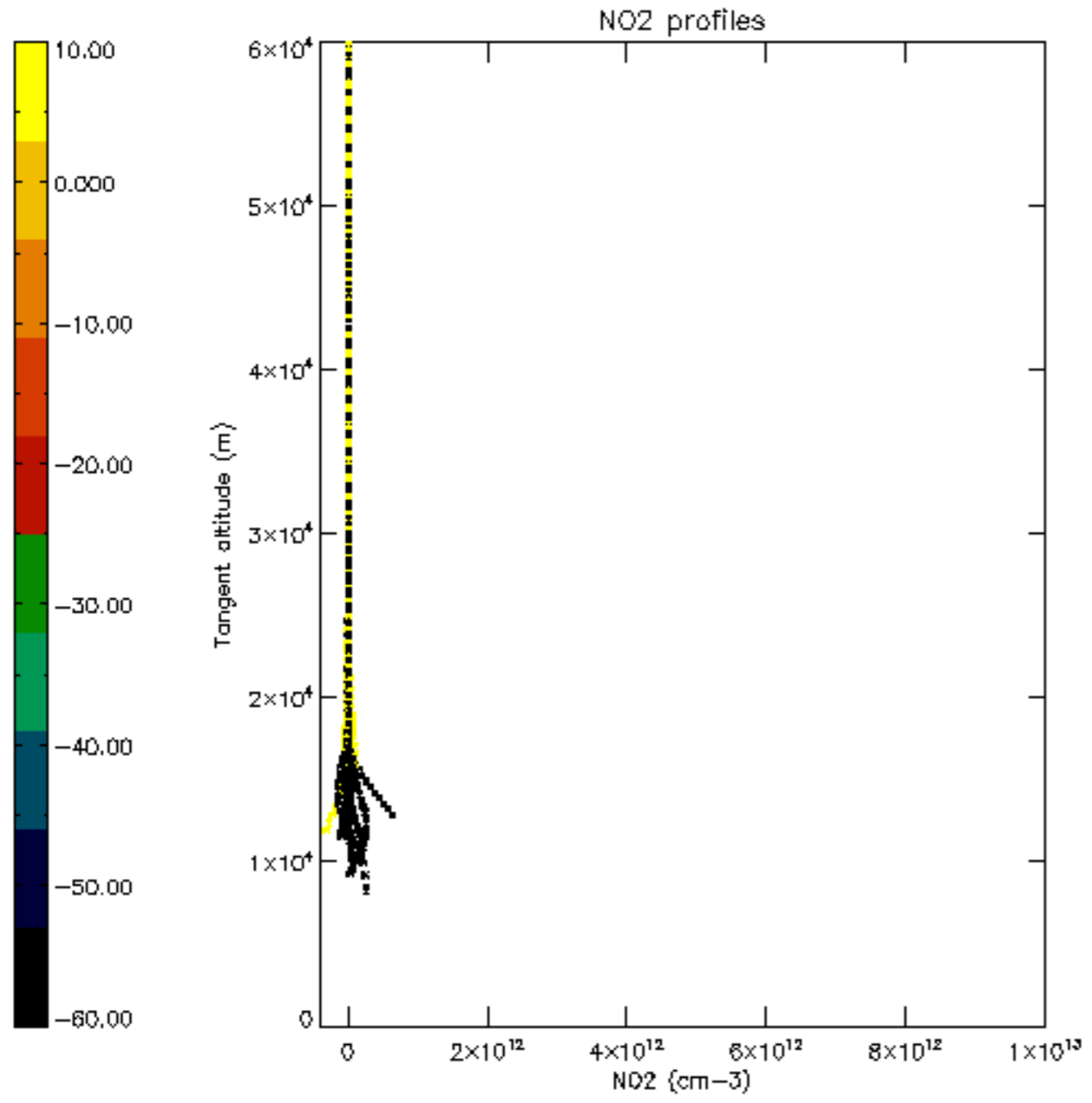


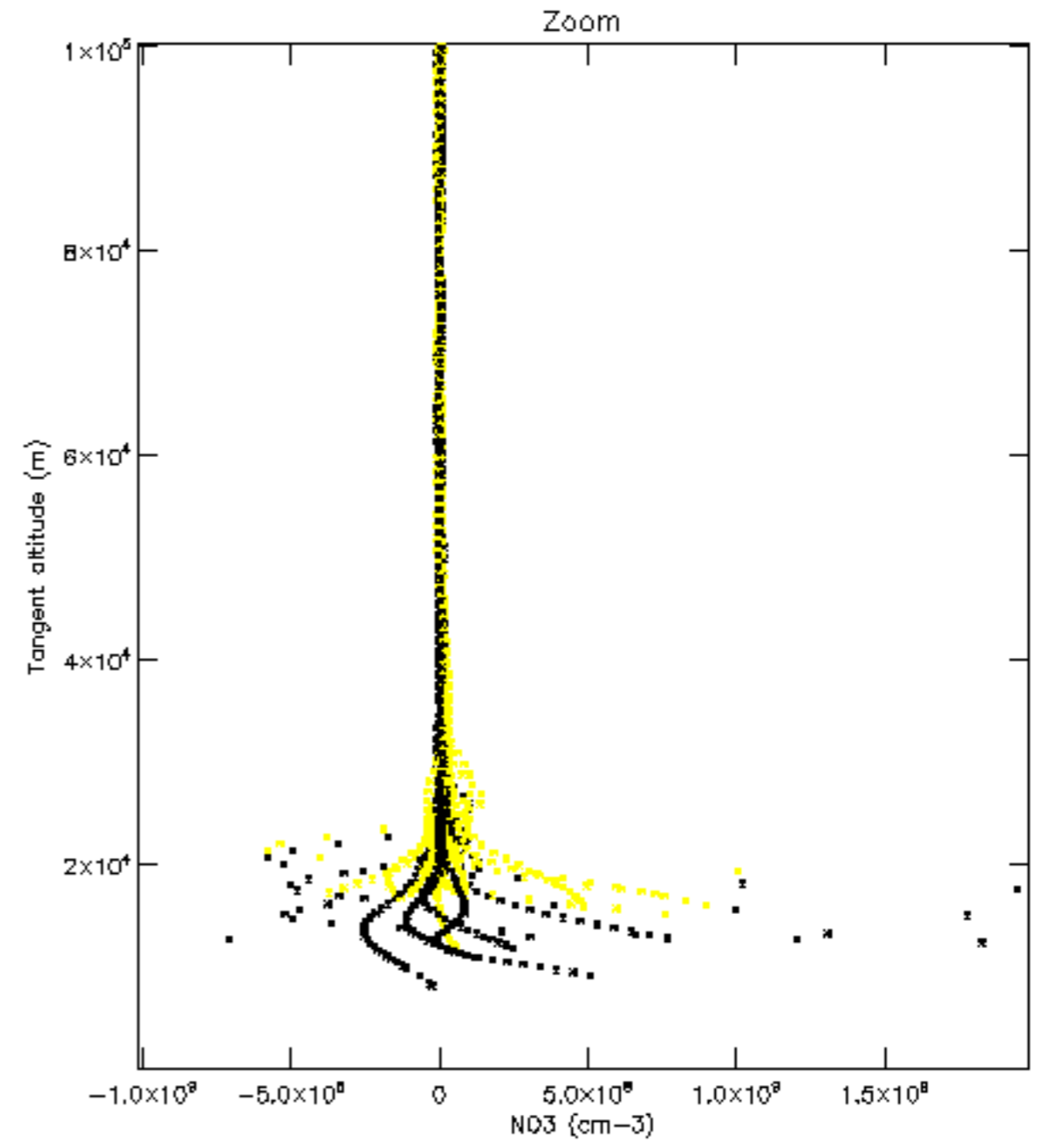
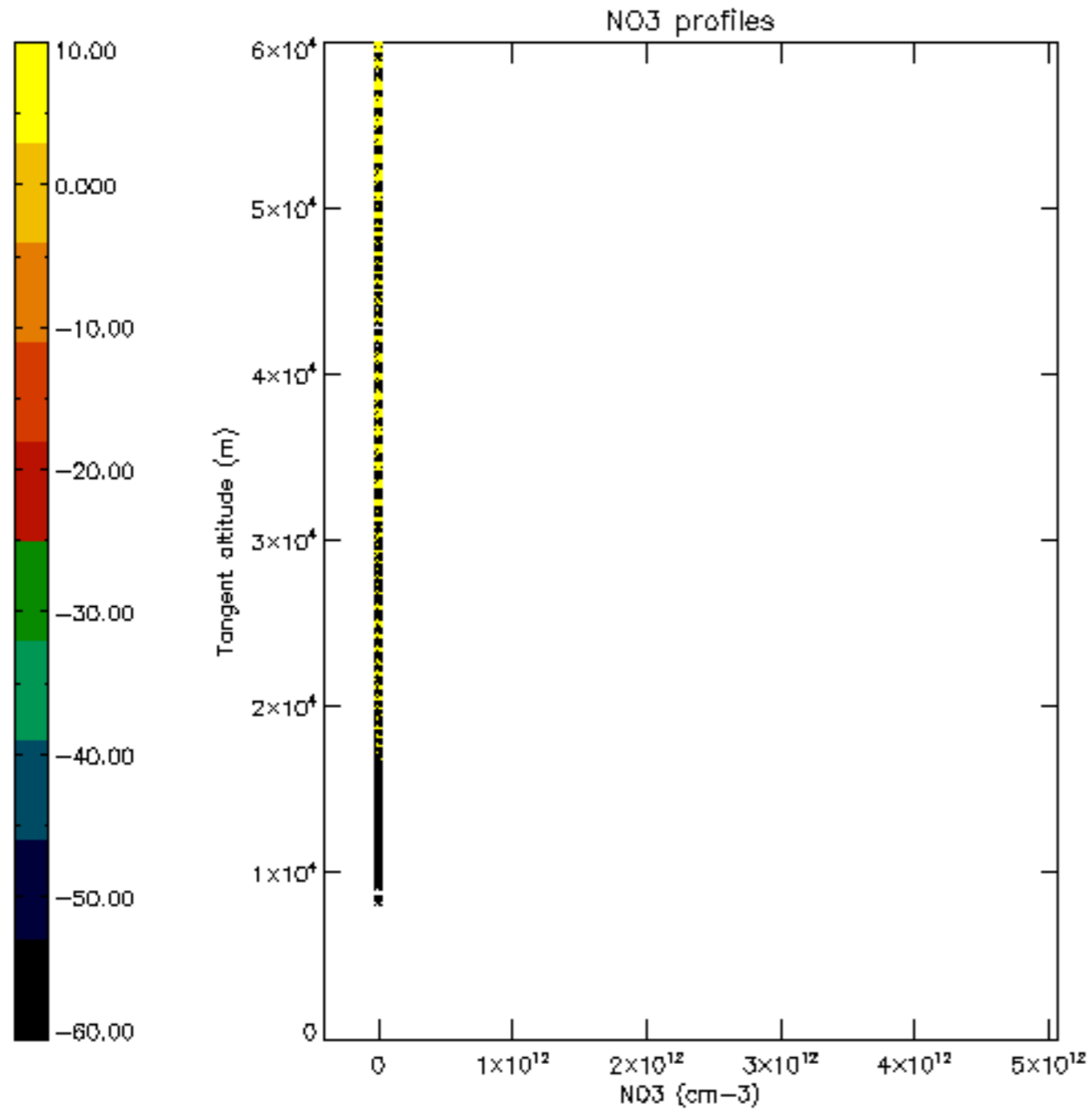


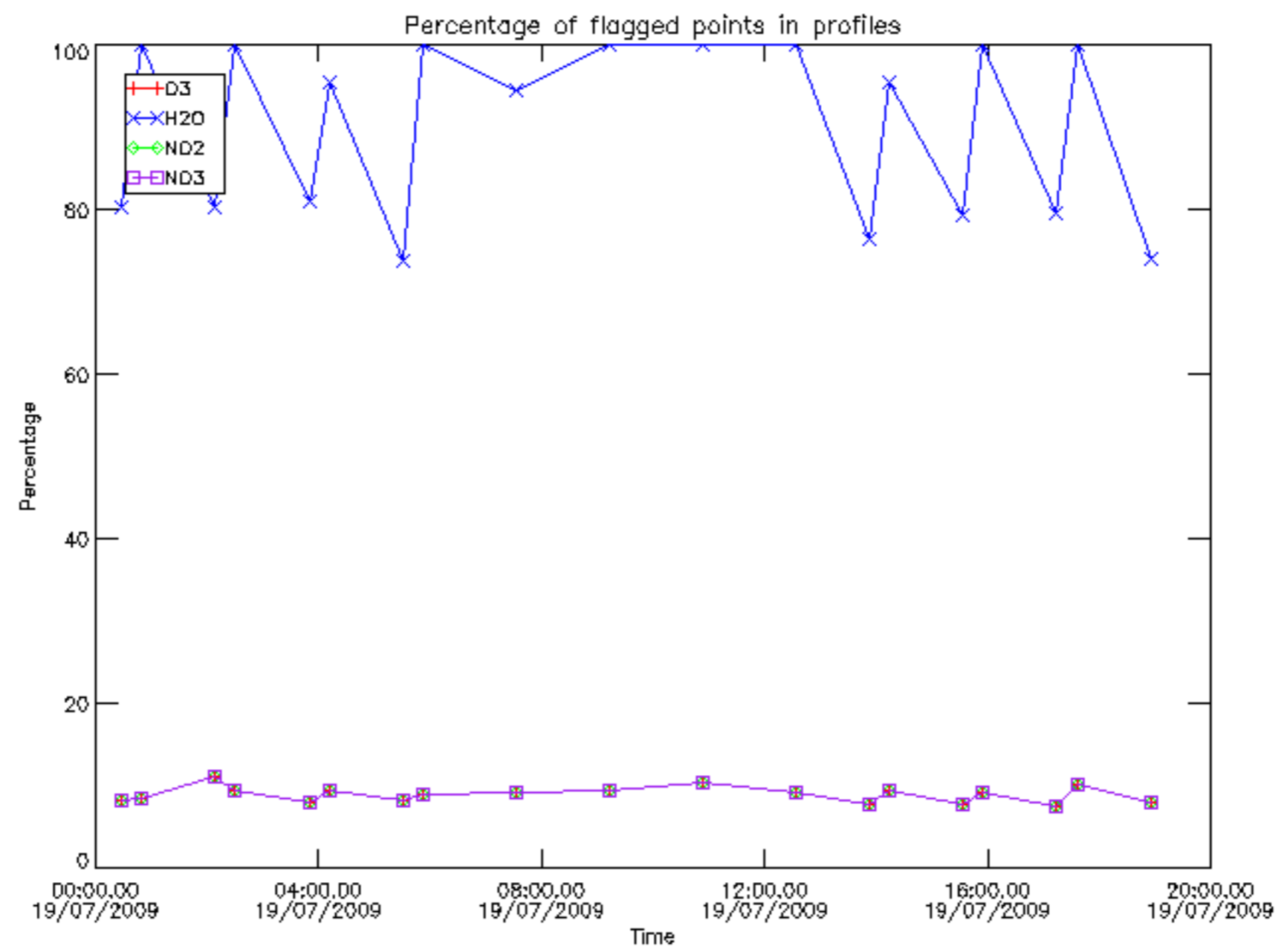




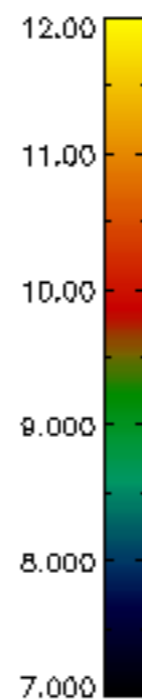
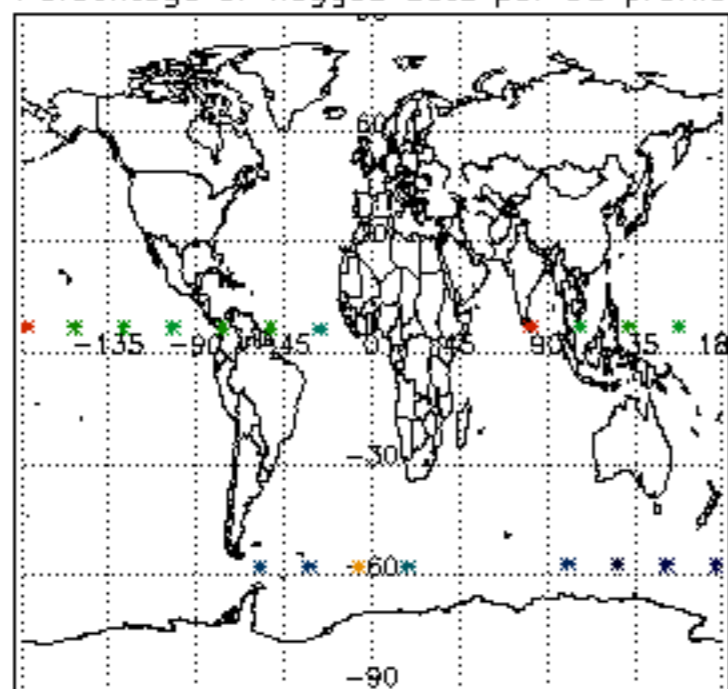




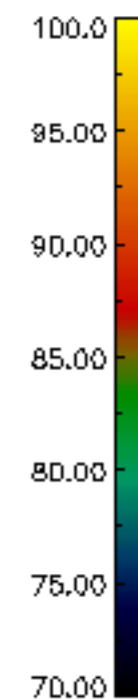
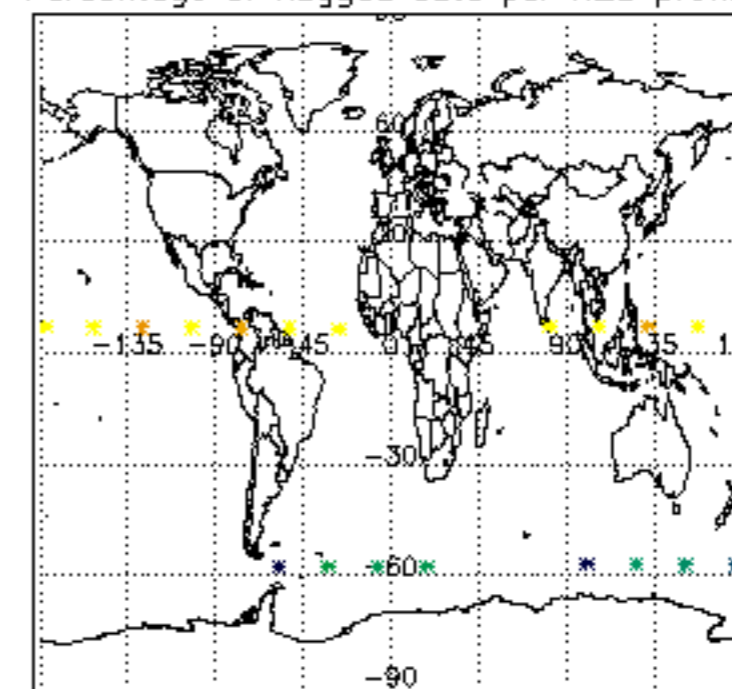




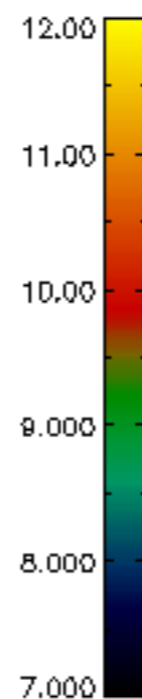
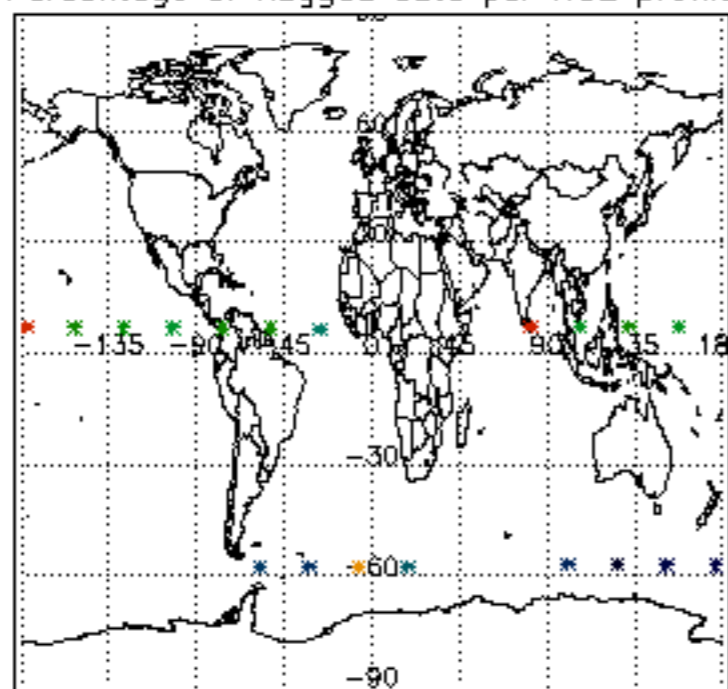
Percentage of flagged data per D3 profile



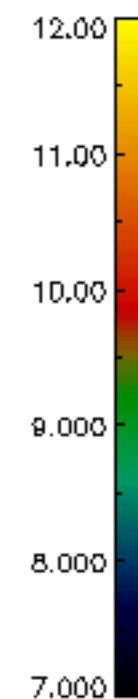
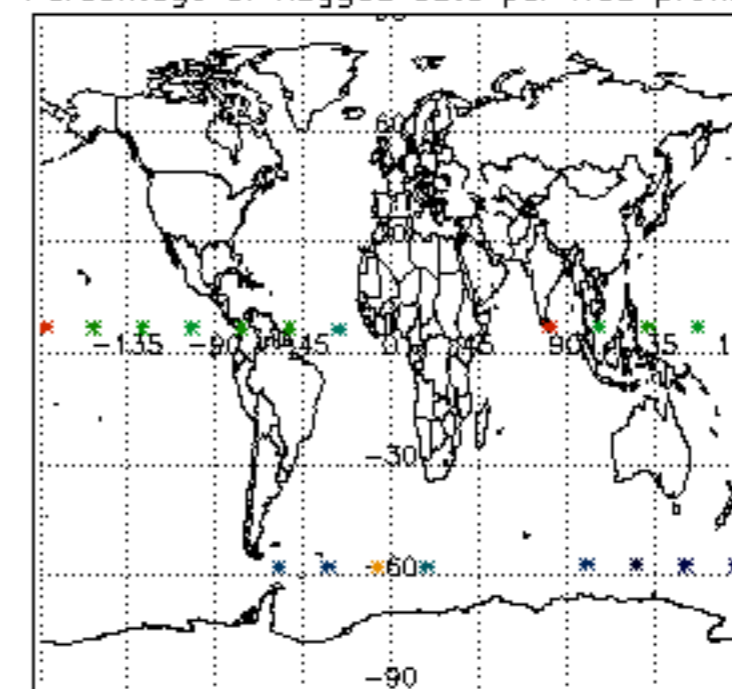
Percentage of flagged data per H2O profile

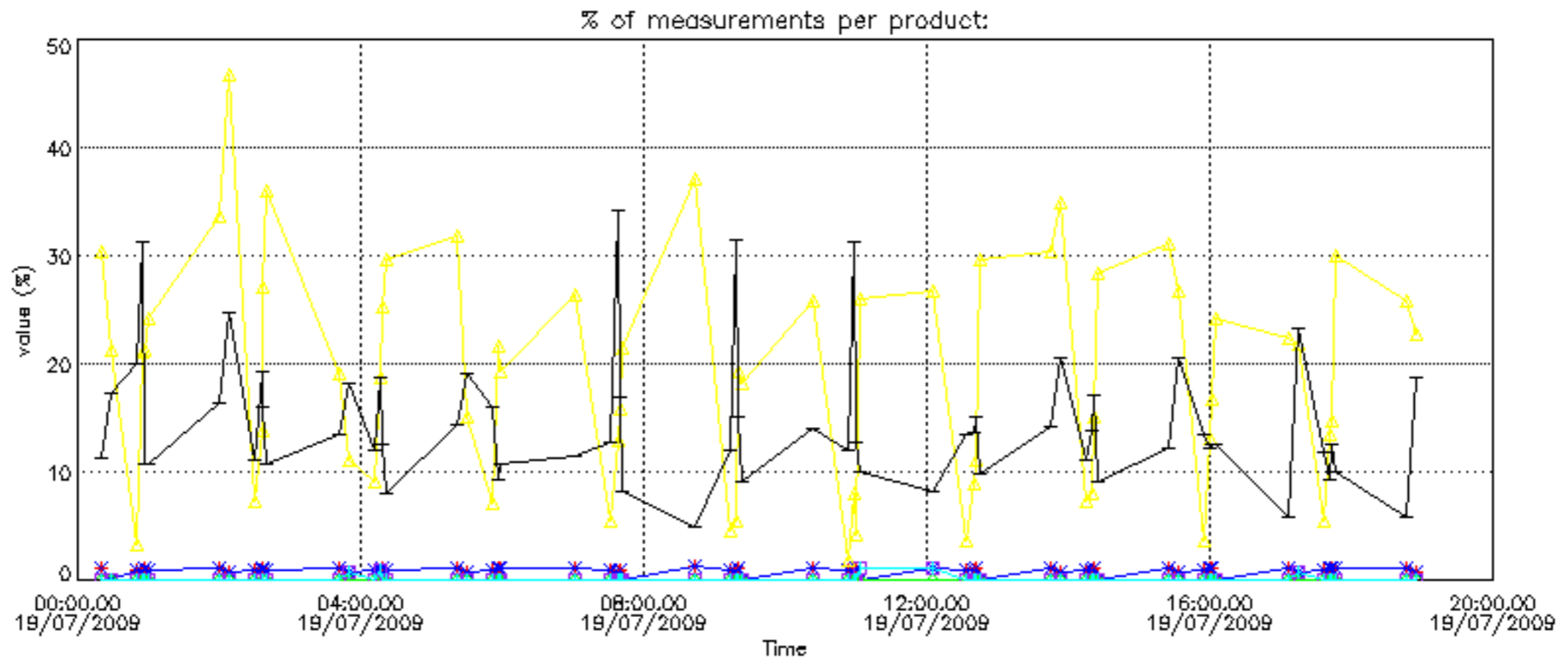


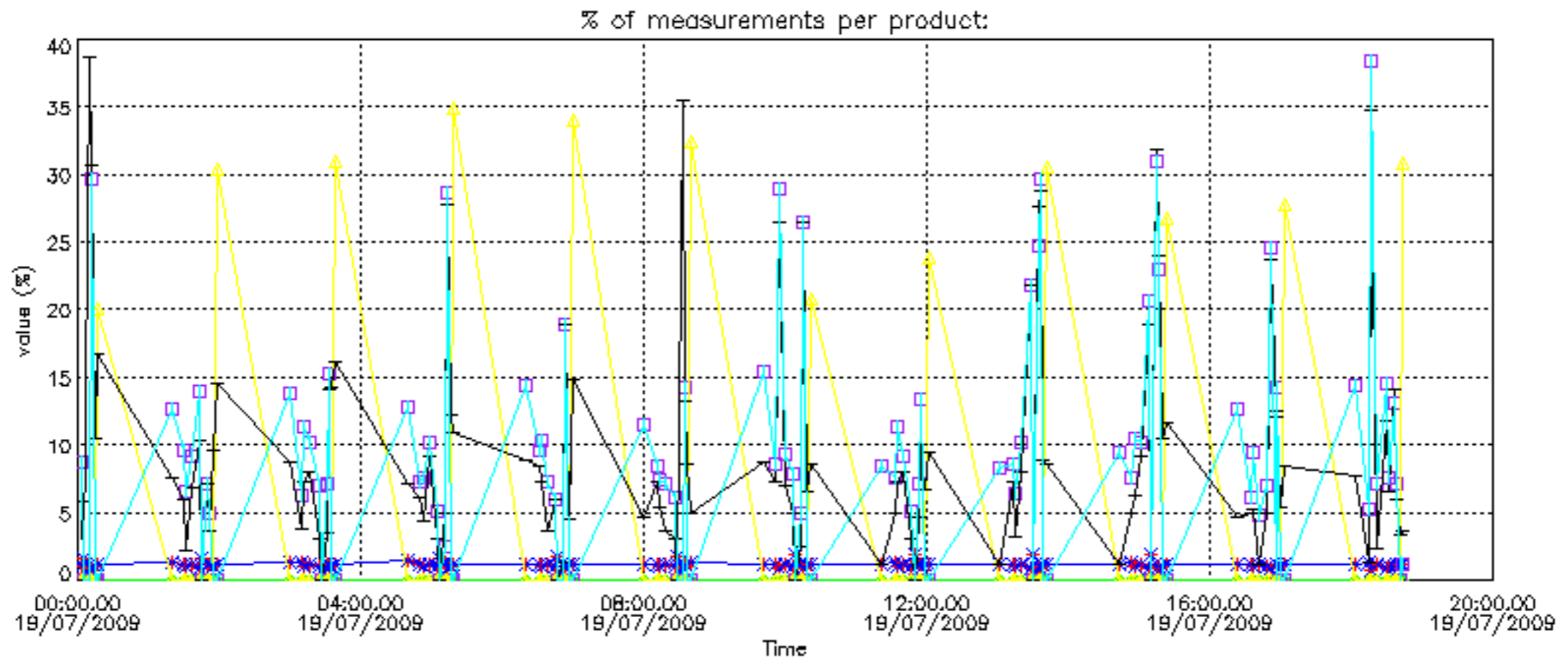
Percentage of flagged data per NO2 profile



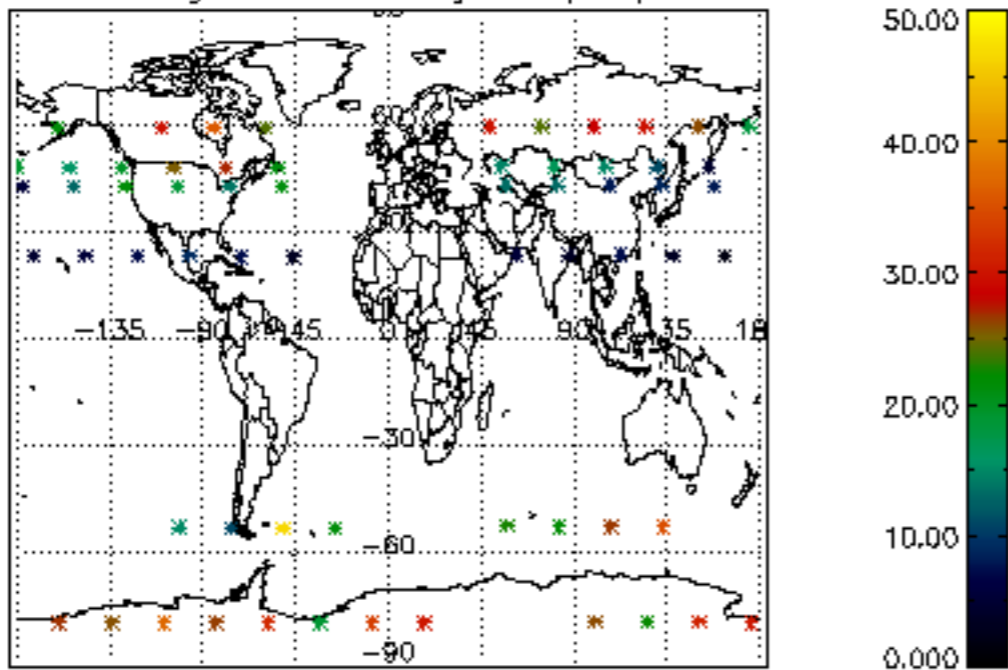
Percentage of flagged data per NO3 profile



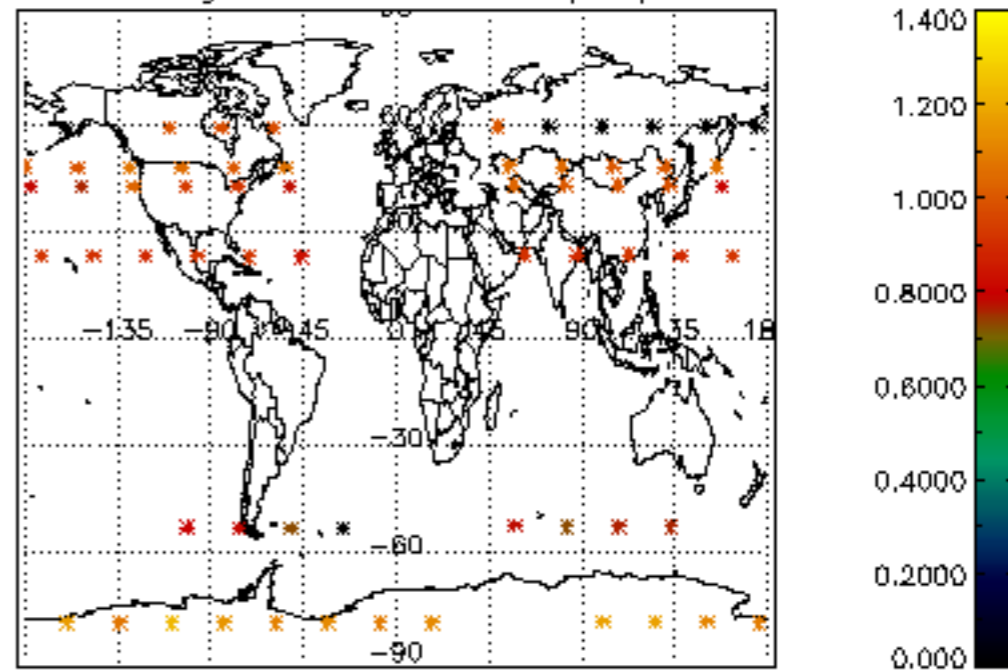




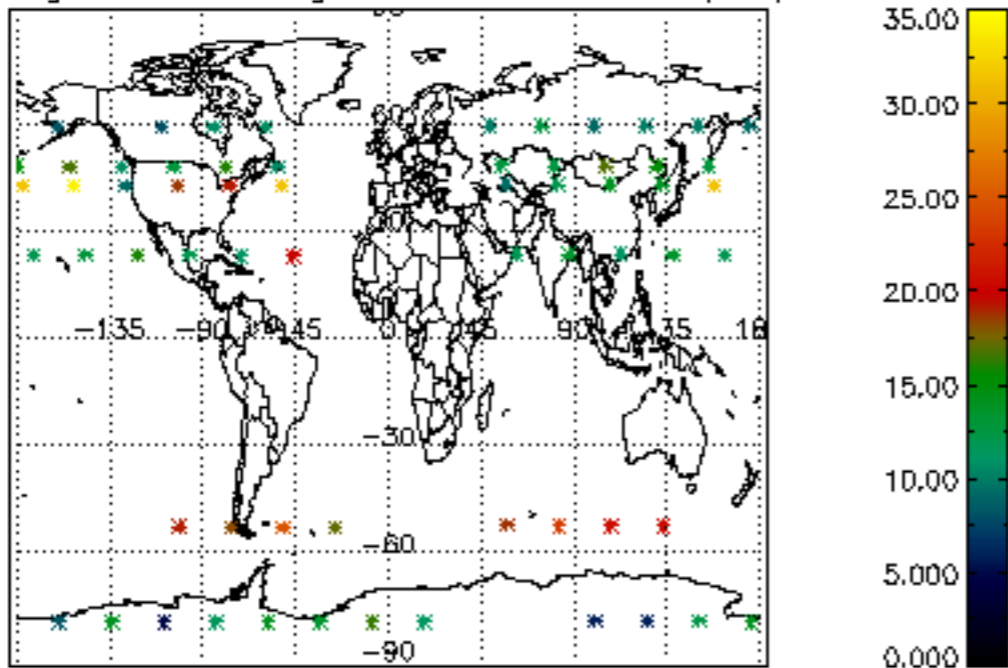
Percentage of cosmic ray hits per profile



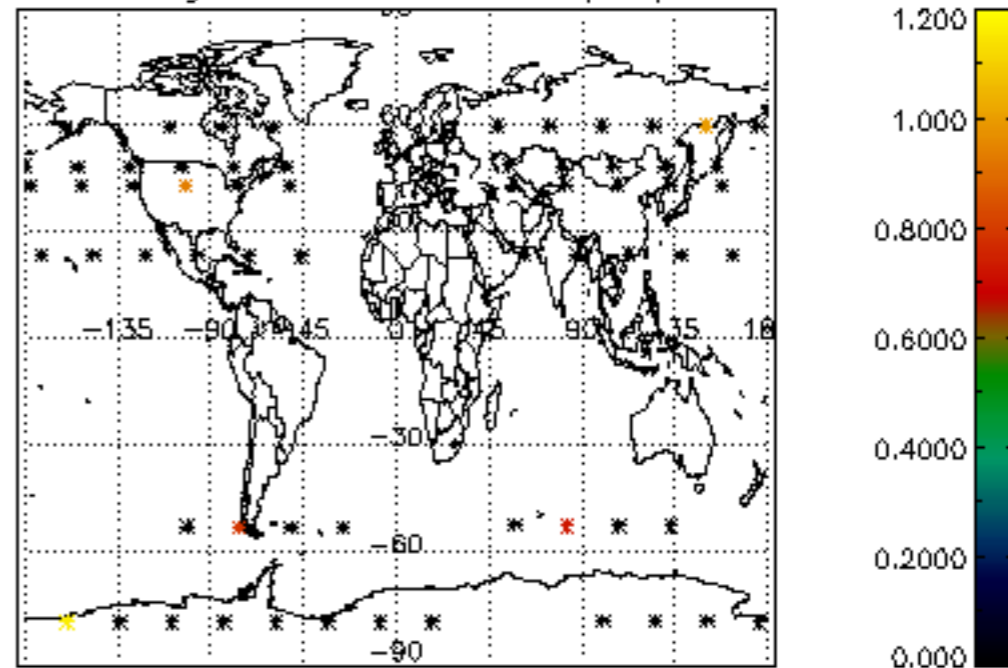
Percentage of datation errors per profile



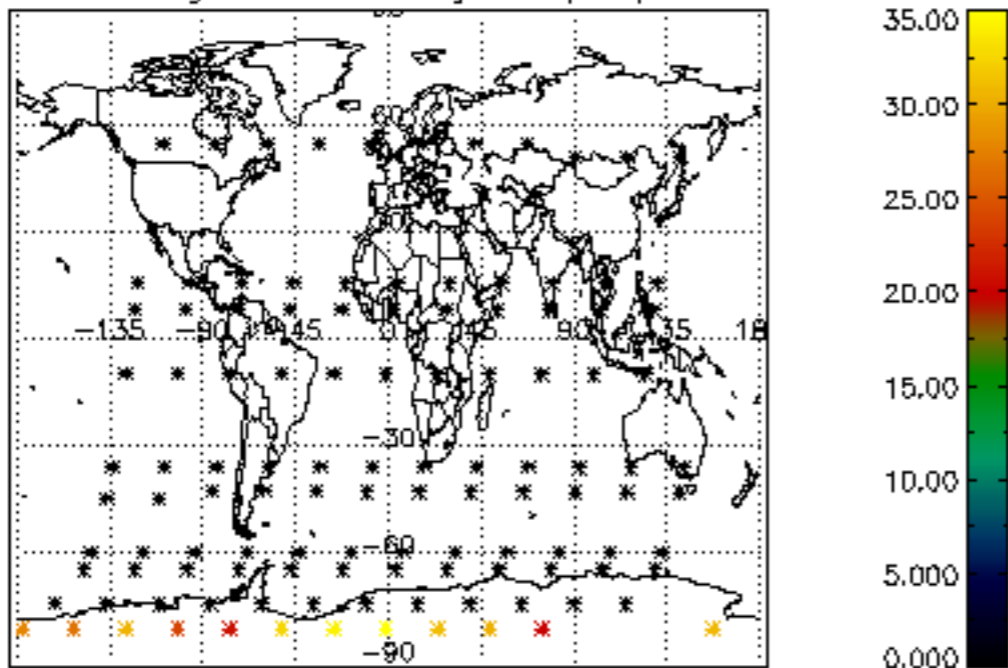
Percentage of star falling outside central band per profile



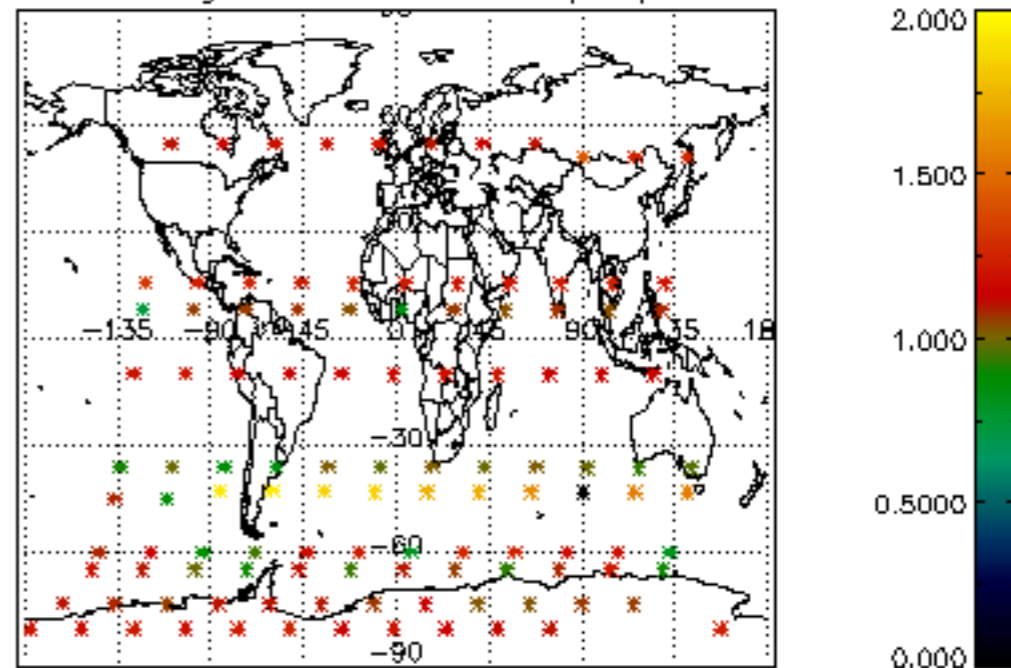
Percentage of saturation errors per profile



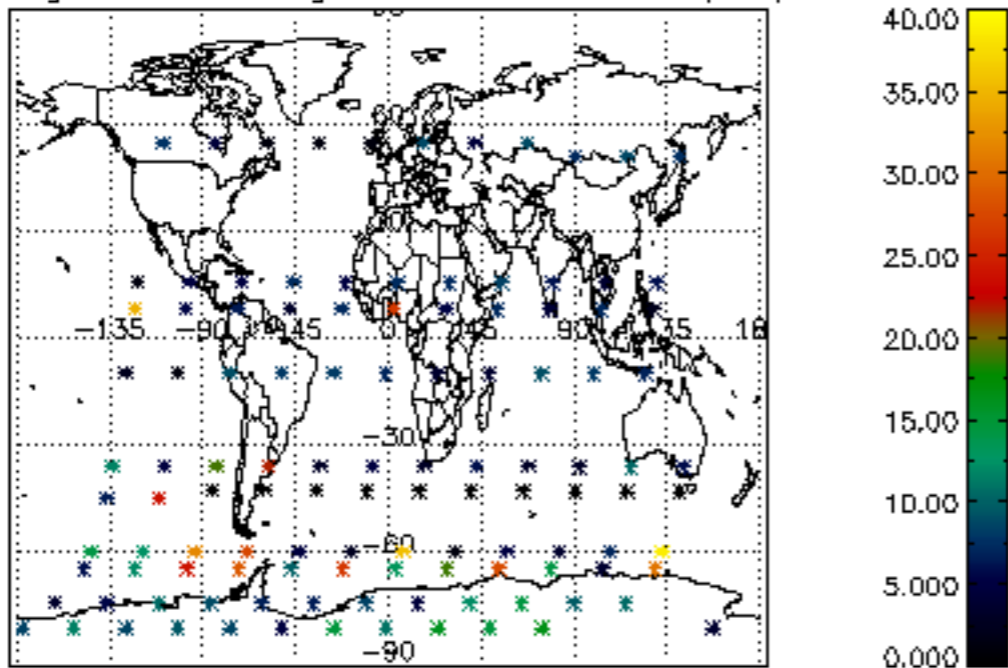
Percentage of cosmic ray hits per profile



Percentage of datation errors per profile



Percentage of star falling outside central band per profile



Percentage of saturation errors per profile

