

GOMOS Level 2 Daily Report

SUMMARY

[1. General Info](#)

[2. Summary of processed GOM_NL_2P products](#)

[3. Level 2 Quality information per product](#)

[3.1 Plot of level 2 quality information per product \(time dependant\)](#)

[3.2 Plot of level 2 quality information per product \(world map\)](#)

[4. Level 1 Quality information per product \(stored on level 2 products\)](#)

[4.1 Plot of level 1 quality information per product \(time dependant\)](#)

[4.1.1 Plot of level 1 quality information per product \(time dependant\): ASCENDING](#)

[4.1.2 Plot of level 1 quality information per product \(time dependant\): DESCENDING](#)

[4.2 Plot of level 1 quality information per product \(world map\)](#)

[4.2.1 Plot of level 1 quality information per product \(world map\): ASCENDING](#)

[4.2.2 Plot of level 1 quality information per product \(world map\): DESCENDING](#)

[5. Ozone profiles based on quality statistics and other trace gas profiles](#)

[5.1 Ozone statistics based on quality of products](#)

[5.2 Plot ozone profiles for all STD \(dark without errors\)](#)

[5.3 Plot ozone profiles where STD < 20% \(dark without errors\)](#)

[5.4. Plot ozone profiles where STD < 10% \(dark without errors\)](#)

[5.5. Plot ozone profiles where STD < 5% \(dark without errors\)](#)

[5.6 Plot NO2 profiles for all STD \(dark without errors\)](#)

[5.7 Plot NO3 profiles for all STD \(dark without errors\)](#)

[5.8 Plot H2O profiles \(only for occultations of stars 1,2,3,4,13,14,16,26,63 dark without errors\) for all STD](#)

[6. Auxiliary Data Files used for the production reported in section 2](#)

This report presents the daily analysis on parameters extracted from GOMOS level 2 data (GOM_NL__2P). It is intended to monitor some important parameters that will impact the quality of these products. A list of level 2 products (and content) that have arrived during the reporting day to the PCF is also given.

Item	Value
Time of report generation	26APR2013 10:51:43
Data source version	GOMOS/6.01
Start time of products	15-07-2009 (15JUL2009 00:00:00)
Stop time of products	16-07-2009 (16JUL2009 00:00:00)
Store outputs in DB	Yes
Nb of level 2 prods	206
Nb of prods with errors	0

2. Summary of processed GOM_NL__2P products.

Nr	Filename	UTC Start time	Limb	Duration	Star Id	Star Name	Star Mag	Star Temp	Nb Meas	Orbit	Prod. error
1	GOM_NL__2PRFIN20090715_000345_000000502080_00417_38547_0552.N1	15-JUL-2009 00:03:45	Bright	49.500	11	53Alp Aql	0.76500	8000.0	99	38547	No
2	GOM_NL__2PRFIN20090715_001459_000000412080_00417_38547_0553.N1	15-JUL-2009 00:14:59	Bright	40.500	144	18Del Cyg	2.8600	11000.	81	38547	No
3	GOM_NL__2PRFIN20090715_001724_000000522080_00417_38547_0554.N1	15-JUL-2009 00:17:24	Bright	52.000	19	50Alp Cyg	1.2460	10500.	104	38547	No
4	GOM_NL__2PRFIN20090715_002211_000000392080_00417_38547_0555.N1	15-JUL-2009 00:22:11	Bright	39.000	89	5Alp Cep	2.4510	8000.0	78	38547	No
5	GOM_NL__2PRFIN20090715_002939_000000652080_00417_38547_0556.N1	15-JUL-2009 00:29:39	Bright	65.000	74	11Bet Cas	2.2680	6600.0	130	38547	No
6	GOM_NL__2PRFIN20090715_003200_000000452080_00417_38547_0557.N1	15-JUL-2009 00:32:00	Bright	44.500	110	37Del Cas	2.6780	8900.0	89	38547	No
7	GOM_NL__2PRFIN20090715_003557_000000372080_00417_38547_0558.N1	15-JUL-2009 00:35:57	Bright	37.000	160	23Gam Per	2.9300	4700.0	74	38547	No
8	GOM_NL__2PRFIN20090715_003717_000000412080_00417_38547_0559.N1	15-JUL-2009 00:37:17	Bright	40.500	35	33Alp Per	1.7950	6250.0	81	38547	No
9	GOM_NL__2PRFIN20090715_004013_000000532080_00417_38547_0560.N1	15-JUL-2009 00:40:13	Bright	52.500	79	26Bet Per	2.3100	13100.	105	38547	No
10	GOM_NL__2PRFIN20090715_005326_000000622080_00417_38547_0561.N1	15-JUL-2009 00:53:26	Dark	61.500	94	92Alp Cet	2.5260	3100.0	123	38547	No
11	GOM_NL__2PRFIN20090715_011430_000000592080_00418_38548_0556.N1	15-JUL-2009 01:14:30	Dark	59.000	84	Alp Phe	2.3970	4500.0	118	38548	No
12	GOM_NL__2PRFIN20090715_012021_000000662080_00418_38548_0557.N1	15-JUL-2009 01:20:21	Straylight	65.500	63	Bet Gru	2.1500	2800.0	131	38548	No
13	GOM_NL__2PRFIN20090715_012159_000000502080_00418_38548_0558.N1	15-JUL-2009 01:21:59	Straylight	50.000	31	Alp Gru	1.7340	15200.	100	38548	No
14	GOM_NL__2PRFIN20090715_012512_000000532080_00418_38548_0559.N1	15-JUL-2009 01:25:12	Straylight	53.000	172	Gam Gru	3.0030	13100.	106	38548	No
15	GOM_NL__2PRFIN20090715_014421_000000492080_00418_38548_0560.N1	15-JUL-2009 01:44:21	Bright	48.500	11	53Alp Aql	0.76500	8000.0	97	38548	No
16	GOM_NL__2PRFIN20090715_015534_000000392080_00418_38548_0561.N1	15-JUL-2009 01:55:34	Bright	39.000	144	18Del Cyg	2.8600	11000.	78	38548	No
17	GOM_NL__2PRFIN20090715_015759_000000512080_00418_38548_0562.N1	15-JUL-2009 01:57:59	Bright	51.000	19	50Alp Cyg	1.2460	10500.	102	38548	No
18	GOM_NL__2PRFIN20090715_020247_000000402080_00418_38548_0563.N1	15-JUL-2009 02:02:47	Bright	39.500	89	5Alp Cep	2.4510	8000.0	79	38548	No
19	GOM_NL__2PRFIN20090715_021015_000000492080_00418_38548_0564.N1	15-JUL-2009 02:10:15	Bright	49.000	74	11Bet Cas	2.2680	6600.0	98	38548	No
20	GOM_NL__2PRFIN20090715_021235_000000492080_00418_38548_0565.N1	15-JUL-2009 02:12:35	Bright	49.000	110	37Del Cas	2.6780	8900.0	98	38548	No
21	GOM_NL__2PRFIN20090715_021633_000000522080_00418_38548_0566.N1	15-JUL-2009 02:16:33	Bright	51.500	160	23Gam Per	2.9300	4700.0	103	38548	No
22	GOM_NL__2PRFIN20090715_021753_000000422080_00418_38548_0567.N1	15-JUL-2009 02:17:53	Bright	42.000	35	33Alp Per	1.7950	6250.0	84	38548	No
23	GOM_NL__2PRFIN20090715_022048_000000472080_00418_38548_0568.N1	15-JUL-2009 02:20:48	Bright	47.000	79	26Bet Per	2.3100	13100.	94	38548	No
24	GOM_NL__2PRFIN20090715_023402_000000612080_00418_38548_0569.N1	15-JUL-2009 02:34:02	Dark	60.500	94	92Alp Cet	2.5260	3100.0	121	38548	No
25	GOM_NL__2PRFIN20090715_025507_000000522080_00419_38549_0564.N1	15-JUL-2009 02:55:07	Dark	52.000	84	Alp Phe	2.3970	4500.0	104	38549	No
26	GOM_NL__2PRFIN20090715_030058_000000632080_00419_38549_0565.N1	15-JUL-2009 03:00:58	Straylight	63.000	63	Bet Gru	2.1500	2800.0	126	38549	No
27	GOM_NL__2PRFIN20090715_030236_000000502080_00419_38549_0566.N1	15-JUL-2009 03:02:36	Straylight	50.000	31	Alp Gru	1.7340	15200.	100	38549	No
28	GOM_NL__2PRFIN20090715_030548_000000522080_00419_38549_0567.N1	15-JUL-2009 03:05:48	Straylight	51.500	172	Gam Gru	3.0030	13100.	103	38549	No
29	GOM_NL__2PRFIN20090715_032457_000000502080_00419_38549_0568.N1	15-JUL-2009 03:24:57	Bright	49.500	11	53Alp Aql	0.76500	8000.0	99	38549	No
30	GOM_NL__2PRFIN20090715_033610_000000432080_00419_38549_0569.N1	15-JUL-2009 03:36:10	Bright	43.000	144	18Del Cyg	2.8600	11000.	86	38549	No
31	GOM_NL__2PRFIN20090715_033834_000000452080_00419_38549_0570.N1	15-JUL-2009 03:38:34	Bright	45.000	19	50Alp Cyg	1.2460	10500.	90	38549	No
32	GOM_NL__2PRFIN20090715_034322_000000412080_00419_38549_0571.N1	15-JUL-2009 03:43:22	Bright	41.000	89	5Alp Cep	2.4510	8000.0	82	38549	No
33	GOM_NL__2PRFIN20090715_035050_000000472080_00419_38549_0572.N1	15-JUL-2009 03:50:50	Bright	46.500	74	11Bet Cas	2.2680	6600.0	93	38549	No
34	GOM_NL__2PRFIN20090715_035311_000000422080_00419_38549_0573.N1	15-JUL-2009 03:53:11	Bright	41.500	110	37Del Cas	2.6780	8900.0	83	38549	No
35	GOM_NL__2PRFIN20090715_035709_000000612080_00419_38549_0574.N1	15-JUL-2009 03:57:09	Bright	61.000	160	23Gam Per	2.9300	4700.0	122	38549	No
36	GOM_NL__2PRFIN20090715_035829_000000462080_00419_38549_0575.N1	15-JUL-2009 03:58:29	Bright	46.000	35	33Alp Per	1.7950	6250.0	92	38549	No
37	GOM_NL__2PRFIN20090715_040125_000000482080_00419_38549_0576.N1	15-JUL-2009 04:01:25	Bright	47.500	79	26Bet Per	2.3100	13100.	95	38549	No
38	GOM_NL__2PRFIN20090715_041439_000000582080_00419_38549_0577.N1	15-JUL-2009 04:14:39	Dark	58.000	94	92Alp Cet	2.5260	3100.0	116	38549	No
39	GOM_NL__2PRFIN20090715_043544_000000572080_00420_38550_0572.N1	15-JUL-2009 04:35:44	Dark	56.500	84	Alp Phe	2.3970	4500.0	113	38550	No
40	GOM_NL__2PRFIN20090715_044135_000000532080_00420_38550_0573.N1	15-JUL-2009 04:41:35	Straylight	52.500	63	Bet Gru	2.1500	2800.0	105	38550	No
41	GOM_NL__2PRFIN20090715_044312_000000492080_00420_38550_0574.N1	15-JUL-2009 04:43:12	Straylight	48.500	31	Alp Gru	1.7340	15200.	97	38550	No
42	GOM_NL__2PRFIN20090715_044625_000000522080_00420_38550_0575.N1	15-JUL-2009 04:46:25	Straylight	51.500	172	Gam Gru	3.0030	13100.	103	38550	No

43	GOM_NL__2PRFIN20090715_050532_000000462080_00420_38550_0576.N1	15-JUL-2009 05:05:32	Bright	46.000	11	53Alp Aql	0.76500	8000.0	92	38550	No
44	GOM_NL__2PRFIN20090715_051645_000000422080_00420_38550_0577.N1	15-JUL-2009 05:16:45	Bright	41.500	144	18Del Cyg	2.8600	11000.	83	38550	No
45	GOM_NL__2PRFIN20090715_051909_000000522080_00420_38550_0578.N1	15-JUL-2009 05:19:09	Bright	51.500	19	50Alp Cyg	1.2460	10500.	103	38550	No
46	GOM_NL__2PRFIN20090715_052358_000000462080_00420_38550_0579.N1	15-JUL-2009 05:23:58	Bright	45.500	89	5Alp Cep	2.4510	8000.0	91	38550	No
47	GOM_NL__2PRFIN20090715_053125_000000502080_00420_38550_0580.N1	15-JUL-2009 05:31:25	Bright	50.000	74	11Bet Cas	2.2680	6600.0	100	38550	No
48	GOM_NL__2PRFIN20090715_053346_000000652080_00420_38550_0581.N1	15-JUL-2009 05:33:46	Bright	64.500	110	37Del Cas	2.6780	8900.0	129	38550	No
49	GOM_NL__2PRFIN20090715_053745_000000412080_00420_38550_0582.N1	15-JUL-2009 05:37:45	Bright	41.000	160	23Gam Per	2.9300	4700.0	82	38550	No
50	GOM_NL__2PRFIN20090715_053905_000000432080_00420_38550_0583.N1	15-JUL-2009 05:39:05	Bright	43.000	35	33Alp Per	1.7950	6250.0	86	38550	No
51	GOM_NL__2PRFIN20090715_054200_000000482080_00420_38550_0584.N1	15-JUL-2009 05:42:00	Bright	48.000	79	26Bet Per	2.3100	13100.	96	38550	No
52	GOM_NL__2PRFIN20090715_055516_000000612080_00420_38550_0585.N1	15-JUL-2009 05:55:16	Dark	60.500	94	92Alp Cet	2.5260	3100.0	121	38550	No
53	GOM_NL__2PRFIN20090715_061621_000000512080_00421_38551_0580.N1	15-JUL-2009 06:16:21	Dark	51.000	84	Alp Phe	2.3970	4500.0	102	38551	No
54	GOM_NL__2PRFIN20090715_062212_000000532080_00421_38551_0581.N1	15-JUL-2009 06:22:12	Straylight	53.000	63	Bet Gru	2.1500	2800.0	106	38551	No
55	GOM_NL__2PRFIN20090715_062349_000000512080_00421_38551_0582.N1	15-JUL-2009 06:23:49	Straylight	50.500	31	Alp Gru	1.7340	15200.	101	38551	No
56	GOM_NL__2PRFIN20090715_062702_000000532080_00421_38551_0583.N1	15-JUL-2009 06:27:02	Straylight	52.500	172	Gam Gru	3.0030	13100.	105	38551	No
57	GOM_NL__2PRFIN20090715_064608_000000452080_00421_38551_0584.N1	15-JUL-2009 06:46:08	Bright	45.000	11	53Alp Aql	0.76500	8000.0	90	38551	No
58	GOM_NL__2PRFIN20090715_065720_000000432080_00421_38551_0585.N1	15-JUL-2009 06:57:20	Bright	43.000	144	18Del Cyg	2.8600	11000.	86	38551	No
59	GOM_NL__2PRFIN20090715_065945_000000502080_00421_38551_0586.N1	15-JUL-2009 06:59:45	Bright	49.500	19	50Alp Cyg	1.2460	10500.	99	38551	No
60	GOM_NL__2PRFIN20090715_070433_000000442080_00421_38551_0587.N1	15-JUL-2009 07:04:33	Bright	44.000	89	5Alp Cep	2.4510	8000.0	88	38551	No
61	GOM_NL__2PRFIN20090715_071200_000000742080_00421_38551_0588.N1	15-JUL-2009 07:12:00	Bright	74.000	74	11Bet Cas	2.2680	6600.0	148	38551	No
62	GOM_NL__2PRFIN20090715_071422_000000672080_00421_38551_0589.N1	15-JUL-2009 07:14:22	Bright	67.000	110	37Del Cas	2.6780	8900.0	134	38551	No
63	GOM_NL__2PRFIN20090715_071820_000000612080_00421_38551_0590.N1	15-JUL-2009 07:18:20	Bright	61.000	160	23Gam Per	2.9300	4700.0	122	38551	No
64	GOM_NL__2PRFIN20090715_071940_000000402080_00421_38551_0591.N1	15-JUL-2009 07:19:40	Bright	40.000	35	33Alp Per	1.7950	6250.0	80	38551	No
65	GOM_NL__2PRFIN20090715_072236_000000452080_00421_38551_0592.N1	15-JUL-2009 07:22:36	Bright	45.000	79	26Bet Per	2.3100	13100.	90	38551	No
66	GOM_NL__2PRFIN20090715_073553_000000602080_00421_38551_0593.N1	15-JUL-2009 07:35:53	Dark	60.000	94	92Alp Cet	2.5260	3100.0	120	38551	No
67	GOM_NL__2PRFIN20090715_075658_000000542080_00422_38552_0588.N1	15-JUL-2009 07:56:58	Dark	54.000	84	Alp Phe	2.3970	4500.0	108	38552	No
68	GOM_NL__2PRFIN20090715_080249_000000662080_00422_38552_0589.N1	15-JUL-2009 08:02:49	Straylight	65.500	63	Bet Gru	2.1500	2800.0	131	38552	No
69	GOM_NL__2PRFIN20090715_080426_000000512080_00422_38552_0590.N1	15-JUL-2009 08:04:26	Straylight	51.000	31	Alp Gru	1.7340	15200.	102	38552	No
70	GOM_NL__2PRFIN20090715_080738_000000542080_00422_38552_0591.N1	15-JUL-2009 08:07:38	Straylight	54.000	172	Gam Gru	3.0030	13100.	108	38552	No
71	GOM_NL__2PRFIN20090715_082643_000000462080_00422_38552_0592.N1	15-JUL-2009 08:26:43	Bright	45.500	11	53Alp Aql	0.76500	8000.0	91	38552	No
72	GOM_NL__2PRFIN20090715_083756_000000432080_00422_38552_0593.N1	15-JUL-2009 08:37:56	Bright	43.000	144	18Del Cyg	2.8600	11000.	86	38552	No
73	GOM_NL__2PRFIN20090715_084020_000000512080_00422_38552_0594.N1	15-JUL-2009 08:40:20	Bright	51.000	19	50Alp Cyg	1.2460	10500.	102	38552	No
74	GOM_NL__2PRFIN20090715_084508_000000432080_00422_38552_0595.N1	15-JUL-2009 08:45:08	Bright	42.500	89	5Alp Cep	2.4510	8000.0	85	38552	No
75	GOM_NL__2PRFIN20090715_085235_000000562080_00422_38552_0596.N1	15-JUL-2009 08:52:35	Bright	56.000	74	11Bet Cas	2.2680	6600.0	112	38552	No
76	GOM_NL__2PRFIN20090715_085457_000000452080_00422_38552_0597.N1	15-JUL-2009 08:54:57	Bright	44.500	110	37Del Cas	2.6780	8900.0	89	38552	No
77	GOM_NL__2PRFIN20090715_085856_000000412080_00422_38552_0598.N1	15-JUL-2009 08:58:56	Bright	40.500	160	23Gam Per	2.9300	4700.0	81	38552	No
78	GOM_NL__2PRFIN20090715_090016_000000412080_00422_38552_0599.N1	15-JUL-2009 09:00:16	Bright	41.000	35	33Alp Per	1.7950	6250.0	82	38552	No
79	GOM_NL__2PRFIN20090715_090312_000000432080_00422_38552_0600.N1	15-JUL-2009 09:03:12	Bright	43.000	79	26Bet Per	2.3100	13100.	86	38552	No
80	GOM_NL__2PRFIN20090715_091629_000000672080_00422_38552_0601.N1	15-JUL-2009 09:16:29	Dark	66.500	94	92Alp Cet	2.5260	3100.0	133	38552	No
81	GOM_NL__2PRFIN20090715_093735_000000522080_00423_38553_0596.N1	15-JUL-2009 09:37:35	Dark	52.000	84	Alp Phe	2.3970	4500.0	104	38553	No
82	GOM_NL__2PRFIN20090715_094326_000000672080_00423_38553_0597.N1	15-JUL-2009 09:43:26	Straylight	67.000	63	Bet Gru	2.1500	2800.0	134	38553	No
83	GOM_NL__2PRFIN20090715_094502_000000592080_00423_38553_0598.N1	15-JUL-2009 09:45:02	Straylight	59.000	31	Alp Gru	1.7340	15200.	118	38553	No
84	GOM_NL__2PRFIN20090715_094815_000000522080_00423_38553_0599.N1	15-JUL-2009 09:48:15	Straylight	51.500	172	Gam Gru	3.0030	13100.	103	38553	No
85	GOM_NL__2PRFIN20090715_100719_000000452080_00423_38553_0600.N1	15-JUL-2009 10:07:19	Bright	45.000	11	53Alp Aql	0.76500	8000.0	90	38553	No
86	GOM_NL__2PRFIN20090715_101831_000000422080_00423_38553_0601.N1	15-JUL-2009 10:18:31	Bright	42.000	144	18Del Cyg	2.8600	11000.	84	38553	No
87	GOM_NL__2PRFIN20090715_102055_000000512080_00423_38553_0602.N1	15-JUL-2009 10:20:55	Bright	51.000	19	50Alp Cyg	1.2460	10500.	102	38553	No
88	GOM_NL__2PRFIN20090715_102544_000000412080_00423_38553_0603.N1	15-JUL-2009 10:25:44	Bright	41.000	89	5Alp Cep	2.4510	8000.0	82	38553	No
89	GOM_NL__2PRFIN20090715_103311_000000492080_00423_38553_0604.N1	15-JUL-2009 10:33:11	Bright	49.000	74	11Bet Cas	2.2680	6600.0	98	38553	No
90	GOM_NL__2PRFIN20090715_103533_000000472080_00423_38553_0605.N1	15-JUL-2009 10:35:33	Bright	47.000	110	37Del Cas	2.6780	8900.0	94	38553	No
91	GOM_NL__2PRFIN20090715_103932_000000482080_00423_38553_0606.N1	15-JUL-2009 10:39:32	Bright	48.000	160	23Gam Per	2.9300	4700.0	96	38553	No
92	GOM_NL__2PRFIN20090715_104052_000000432080_00423_38553_0607.N1	15-JUL-2009 10:40:52	Bright	43.000	35	33Alp Per	1.7950	6250.0	86	38553	No
93	GOM_NL__2PRFIN20090715_104348_000000482080_00423_38553_0608.N1	15-JUL-2009 10:43:48	Bright	47.500	79	26Bet Per	2.3100	13100.	95	38553	No
94	GOM_NL__2PRFIN20090715_105706_000000592080_00423_38553_0609.N1	15-JUL-2009 10:57:06	Dark	59.000	94	92Alp Cet	2.5260	3100.0	118	38553	No
95	GOM_NL__2PRFIN20090715_111812_000000552080_00424_38554_0604.N1	15-JUL-2009 11:18:12	Dark	55.000	84	Alp Phe	2.3970	4500.0	110	38554	No
96	GOM_NL__2PRFIN20090715_112402_000000532080_00424_38554_0605.N1	15-JUL-2009 11:24:02	Straylight	53.000	63	Bet Gru	2.1500	2800.0	106	38554	No
97	GOM_NL__2PRFIN20090715_112539_000000532080_00424_38554_0606.N1	15-JUL-2009 11:25:39	Straylight	53.000	31	Alp Gru	1.7340	15200.	106	38554	No
98	GOM_NL__2PRFIN20090715_112852_000000522080_00424_38554_0607.N1	15-JUL-2009 11:28:52	Straylight	52.000	172	Gam Gru	3.0030	13100.	104	38554	No
99	GOM_NL__2PRFIN20090715_114754_000000482080_00424_38554_0608.N1	15-JUL-2009 11:47:54	Bright	48.000	11	53Alp Aql	0.76500	8000.0	96	38554	No
100	GOM_NL__2PRFIN20090715_115907_000000422080_00424_38554_0609.N1	15-JUL-2009 11:59:07	Bright	42.000	144	18Del Cyg	2.8600	11000.	84	38554	No
101	GOM_NL__2PRFIN20090715_120130_000000532080_00424_38554_0610.N1	15-JUL-2009 12:01:30	Bright	52.500	19	50Alp Cyg	1.2460	10500.	105	38554	No

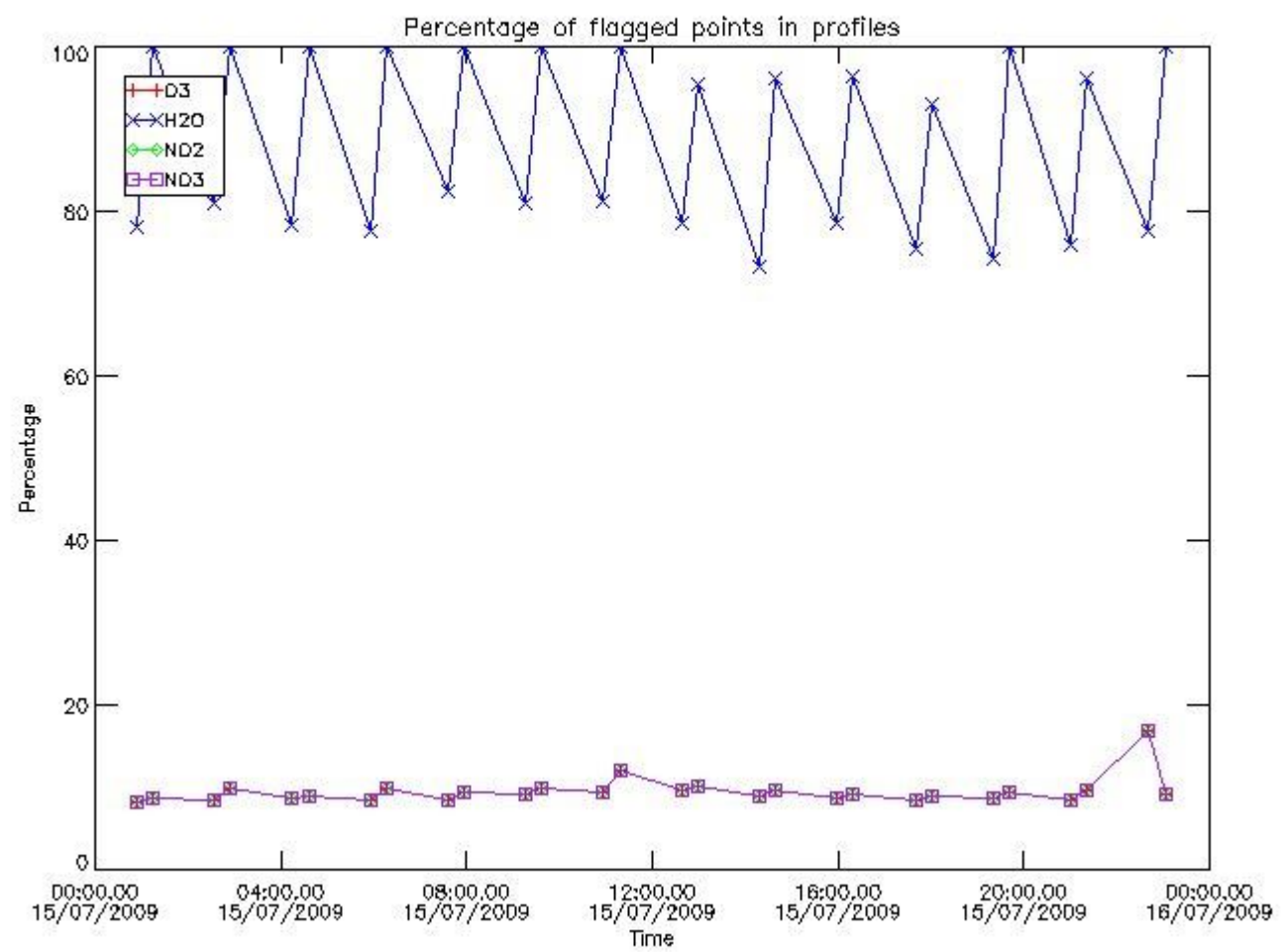
102	GOM_NL__2PRFIN20090715_120619_000000452080_00424_38554_0611.N1	15-JUL-2009 12:06:19	Bright	44.500	89	5Alp Cep	2.4510	8000.0	89	38554	No
103	GOM_NL__2PRFIN20090715_121346_000000492080_00424_38554_0612.N1	15-JUL-2009 12:13:46	Bright	49.000	74	11Bet Cas	2.2680	6600.0	98	38554	No
104	GOM_NL__2PRFIN20090715_121608_000000442080_00424_38554_0613.N1	15-JUL-2009 12:16:08	Bright	44.000	110	37Del Cas	2.6780	8900.0	88	38554	No
105	GOM_NL__2PRFIN20090715_122008_000000472080_00424_38554_0614.N1	15-JUL-2009 12:20:08	Bright	46.500	160	23Gam Per	2.9300	4700.0	93	38554	No
106	GOM_NL__2PRFIN20090715_122128_000000522080_00424_38554_0615.N1	15-JUL-2009 12:21:28	Bright	51.500	35	33Alp Per	1.7950	6250.0	103	38554	No
107	GOM_NL__2PRFIN20090715_122424_000000452080_00424_38554_0616.N1	15-JUL-2009 12:24:24	Bright	44.500	79	26Bet Per	2.3100	13100.	89	38554	No
108	GOM_NL__2PRFIN20090715_123743_000000682080_00424_38554_0617.N1	15-JUL-2009 12:37:43	Dark	68.000	94	92Alp Cet	2.5260	3100.0	136	38554	No
109	GOM_NL__2PRFIN20090715_125849_000000552080_00425_38555_0612.N1	15-JUL-2009 12:58:49	Dark	55.000	84	Alp Phe	2.3970	4500.0	110	38555	No
110	GOM_NL__2PRFIN20090715_130439_000000502080_00425_38555_0613.N1	15-JUL-2009 13:04:39	Straylight	50.000	63	Bet Gru	2.1500	2800.0	100	38555	No
111	GOM_NL__2PRFIN20090715_130616_000000492080_00425_38555_0614.N1	15-JUL-2009 13:06:16	Straylight	49.000	31	Alp Gru	1.7340	15200.	98	38555	No
112	GOM_NL__2PRFIN20090715_130928_000000532080_00425_38555_0615.N1	15-JUL-2009 13:09:28	Straylight	53.000	172	Gam Gru	3.0030	13100.	106	38555	No
113	GOM_NL__2PRFIN20090715_132830_000000452080_00425_38555_0616.N1	15-JUL-2009 13:28:30	Bright	45.000	11	53Alp Aql	0.76500	8000.0	90	38555	No
114	GOM_NL__2PRFIN20090715_133942_000000422080_00425_38555_0617.N1	15-JUL-2009 13:39:42	Bright	42.000	144	18Del Cyg	2.8600	11000.	84	38555	No
115	GOM_NL__2PRFIN20090715_134205_000000512080_00425_38555_0618.N1	15-JUL-2009 13:42:05	Bright	51.000	19	50Alp Cyg	1.2460	10500.	102	38555	No
116	GOM_NL__2PRFIN20090715_135421_000000512080_00425_38555_0619.N1	15-JUL-2009 13:54:21	Bright	51.000	74	11Bet Cas	2.2680	6600.0	102	38555	No
117	GOM_NL__2PRFIN20090715_135643_000000522080_00425_38555_0620.N1	15-JUL-2009 13:56:43	Bright	52.000	110	37Del Cas	2.6780	8900.0	104	38555	No
118	GOM_NL__2PRFIN20090715_140043_000000382080_00425_38555_0621.N1	15-JUL-2009 14:00:43	Bright	38.000	160	23Gam Per	2.9300	4700.0	76	38555	No
119	GOM_NL__2PRFIN20090715_140204_000000402080_00425_38555_0622.N1	15-JUL-2009 14:02:04	Bright	40.000	35	33Alp Per	1.7950	6250.0	80	38555	No
120	GOM_NL__2PRFIN20090715_140500_000000442080_00425_38555_0623.N1	15-JUL-2009 14:05:00	Bright	44.000	79	26Bet Per	2.3100	13100.	88	38555	No
121	GOM_NL__2PRFIN20090715_141819_000000572080_00425_38555_0624.N1	15-JUL-2009 14:18:19	Dark	56.500	94	92Alp Cet	2.5260	3100.0	113	38555	No
122	GOM_NL__2PRFIN20090715_143927_000000532080_00426_38556_0703.N1	15-JUL-2009 14:39:27	Dark	52.500	84	Alp Phe	2.3970	4500.0	105	38556	No
123	GOM_NL__2PRFIN20090715_144516_000000532080_00426_38556_0704.N1	15-JUL-2009 14:45:16	Straylight	52.500	63	Bet Gru	2.1500	2800.0	105	38556	No
124	GOM_NL__2PRFIN20090715_144652_000000472080_00426_38556_0705.N1	15-JUL-2009 14:46:52	Straylight	47.000	31	Alp Gru	1.7340	15200.	94	38556	No
125	GOM_NL__2PRFIN20090715_145005_000000512080_00426_38556_0706.N1	15-JUL-2009 14:50:05	Straylight	50.500	172	Gam Gru	3.0030	13100.	101	38556	No
126	GOM_NL__2PRFIN20090715_150905_000000492080_00426_38556_0707.N1	15-JUL-2009 15:09:05	Bright	48.500	11	53Alp Aql	0.76500	8000.0	97	38556	No
127	GOM_NL__2PRFIN20090715_152018_000000412080_00426_38556_0708.N1	15-JUL-2009 15:20:18	Bright	41.000	144	18Del Cyg	2.8600	11000.	82	38556	No
128	GOM_NL__2PRFIN20090715_152240_000000512080_00426_38556_0709.N1	15-JUL-2009 15:22:40	Bright	51.000	19	50Alp Cyg	1.2460	10500.	102	38556	No
129	GOM_NL__2PRFIN20090715_152730_000000422080_00426_38556_0710.N1	15-JUL-2009 15:27:30	Bright	41.500	89	5Alp Cep	2.4510	8000.0	83	38556	No
130	GOM_NL__2PRFIN20090715_153456_000000502080_00426_38556_0711.N1	15-JUL-2009 15:34:56	Bright	49.500	74	11Bet Cas	2.2680	6600.0	99	38556	No
131	GOM_NL__2PRFIN20090715_153652_000000752080_00426_38556_0712.N1	15-JUL-2009 15:36:52	Bright	75.000	68	18Alp Cas	2.2250	4500.0	150	38556	No
132	GOM_NL__2PRFIN20090715_154119_000000612080_00426_38556_0713.N1	15-JUL-2009 15:41:19	Bright	61.000	160	23Gam Per	2.9300	4700.0	122	38556	No
133	GOM_NL__2PRFIN20090715_154240_000000602080_00426_38556_0714.N1	15-JUL-2009 15:42:40	Bright	60.000	35	33Alp Per	1.7950	6250.0	120	38556	No
134	GOM_NL__2PRFIN20090715_154536_000000502080_00426_38556_0715.N1	15-JUL-2009 15:45:36	Bright	50.000	79	26Bet Per	2.3100	13100.	100	38556	No
135	GOM_NL__2PRFIN20090715_155102_000000402080_00426_38556_0716.N1	15-JUL-2009 15:51:02	Twilight	40.000	146	25Eta Tau	2.8730	15200.	80	38556	No
136	GOM_NL__2PRFIN20090715_155856_000000592080_00426_38556_0717.N1	15-JUL-2009 15:58:56	Dark	58.500	94	92Alp Cet	2.5260	3100.0	117	38556	No
137	GOM_NL__2PRFIN20090715_162004_000000562080_00427_38557_0726.N1	15-JUL-2009 16:20:04	Dark	56.000	84	Alp Phe	2.3970	4500.0	112	38557	No
138	GOM_NL__2PRFIN20090715_162553_000000512080_00427_38557_0727.N1	15-JUL-2009 16:25:53	Straylight	50.500	63	Bet Gru	2.1500	2800.0	101	38557	No
139	GOM_NL__2PRFIN20090715_162729_000000472080_00427_38557_0728.N1	15-JUL-2009 16:27:29	Straylight	46.500	31	Alp Gru	1.7340	15200.	93	38557	No
140	GOM_NL__2PRFIN20090715_163042_000000512080_00427_38557_0729.N1	15-JUL-2009 16:30:42	Straylight	51.000	172	Gam Gru	3.0030	13100.	102	38557	No
141	GOM_NL__2PRFIN20090715_164941_000000492080_00427_38557_0730.N1	15-JUL-2009 16:49:41	Bright	48.500	11	53Alp Aql	0.76500	8000.0	97	38557	No
142	GOM_NL__2PRFIN20090715_170053_000000432080_00427_38557_0731.N1	15-JUL-2009 17:00:53	Bright	43.000	144	18Del Cyg	2.8600	11000.	86	38557	No
143	GOM_NL__2PRFIN20090715_170315_000000522080_00427_38557_0732.N1	15-JUL-2009 17:03:15	Bright	51.500	19	50Alp Cyg	1.2460	10500.	103	38557	No
144	GOM_NL__2PRFIN20090715_170805_000000402080_00427_38557_0733.N1	15-JUL-2009 17:08:05	Bright	39.500	89	5Alp Cep	2.4510	8000.0	79	38557	No
145	GOM_NL__2PRFIN20090715_171532_000000502080_00427_38557_0734.N1	15-JUL-2009 17:15:32	Bright	49.500	74	11Bet Cas	2.2680	6600.0	99	38557	No
146	GOM_NL__2PRFIN20090715_171728_000000552080_00427_38557_0735.N1	15-JUL-2009 17:17:28	Bright	54.500	68	18Alp Cas	2.2250	4500.0	109	38557	No
147	GOM_NL__2PRFIN20090715_172155_000000612080_00427_38557_0736.N1	15-JUL-2009 17:21:55	Bright	60.500	160	23Gam Per	2.9300	4700.0	121	38557	No
148	GOM_NL__2PRFIN20090715_172315_000000442080_00427_38557_0737.N1	15-JUL-2009 17:23:15	Bright	44.000	35	33Alp Per	1.7950	6250.0	88	38557	No
149	GOM_NL__2PRFIN20090715_172612_000000422080_00427_38557_0738.N1	15-JUL-2009 17:26:12	Bright	41.500	79	26Bet Per	2.3100	13100.	83	38557	No
150	GOM_NL__2PRFIN20090715_173138_000000452080_00427_38557_0739.N1	15-JUL-2009 17:31:38	Twilight	45.000	146	25Eta Tau	2.8730	15200.	90	38557	No
151	GOM_NL__2PRFIN20090715_173933_000000662080_00427_38557_0740.N1	15-JUL-2009 17:39:33	Dark	65.500	94	92Alp Cet	2.5260	3100.0	131	38557	No
152	GOM_NL__2PRFIN20090715_180041_000000572080_00428_38558_0754.N1	15-JUL-2009 18:00:41	Dark	57.000	84	Alp Phe	2.3970	4500.0	114	38558	No
153	GOM_NL__2PRFIN20090715_180629_000000512080_00428_38558_0755.N1	15-JUL-2009 18:06:29	Straylight	50.500	63	Bet Gru	2.1500	2800.0	101	38558	No
154	GOM_NL__2PRFIN20090715_180806_000000482080_00428_38558_0756.N1	15-JUL-2009 18:08:06	Straylight	48.000	31	Alp Gru	1.7340	15200.	96	38558	No
155	GOM_NL__2PRFIN20090715_181118_000000532080_00428_38558_0757.N1	15-JUL-2009 18:11:18	Straylight	52.500	172	Gam Gru	3.0030	13100.	105	38558	No
156	GOM_NL__2PRFIN20090715_183017_000000482080_00428_38558_0758.N1	15-JUL-2009 18:30:17	Bright	47.500	11	53Alp Aql	0.76500	8000.0	95	38558	No
157	GOM_NL__2PRFIN20090715_184128_000000452080_00428_38558_0759.N1	15-JUL-2009 18:41:28	Bright	45.000	144	18Del Cyg	2.8600	11000.	90	38558	No
158	GOM_NL__2PRFIN20090715_184350_000000512080_00428_38558_0760.N1	15-JUL-2009 18:43:50	Bright	50.500	19	50Alp Cyg	1.2460	10500.	101	38558	No
159	GOM_NL__2PRFIN20090715_184840_000000412080_00428_38558_0761.N1	15-JUL-2009 18:48:40	Bright	41.000	89	5Alp Cep	2.4510	8000.0	82	38558	No
160	GOM_NL__2PRFIN20090715_185607_000000742080_00428_38558_0762.N1	15-JUL-2009 18:56:07	Bright	74.000	74	11Bet Cas	2.2680	6600.0	148	38558	No

161	GOM_NL__2PRFIN20090715_185803_000000522080_00428_38558_0763.N1	15-JUL-2009 18:58:03	Bright	52.000	68	18Alp Cas	2.2250	4500.0	104	38558	No
162	GOM_NL__2PRFIN20090715_190231_000000522080_00428_38558_0764.N1	15-JUL-2009 19:02:31	Bright	52.000	160	23Gam Per	2.9300	4700.0	104	38558	No
163	GOM_NL__2PRFIN20090715_190351_000000442080_00428_38558_0765.N1	15-JUL-2009 19:03:51	Bright	43.500	35	33Alp Per	1.7950	6250.0	87	38558	No
164	GOM_NL__2PRFIN20090715_190648_000000512080_00428_38558_0766.N1	15-JUL-2009 19:06:48	Bright	50.500	79	26Bet Per	2.3100	13100.	101	38558	No
165	GOM_NL__2PRFIN20090715_191214_000000452080_00428_38558_0767.N1	15-JUL-2009 19:12:14	Twilight	44.500	146	25Eta Tau	2.8730	15200.	89	38558	No
166	GOM_NL__2PRFIN20090715_192009_000000592080_00428_38558_0768.N1	15-JUL-2009 19:20:09	Dark	58.500	94	92Alp Cet	2.5260	3100.0	117	38558	No
167	GOM_NL__2PRFIN20090715_194118_000000542080_00429_38559_0768.N1	15-JUL-2009 19:41:18	Dark	54.000	84	Alp Phe	2.3970	4500.0	108	38559	No
168	GOM_NL__2PRFIN20090715_194706_000000612080_00429_38559_0769.N1	15-JUL-2009 19:47:06	Straylight	61.000	63	Bet Gru	2.1500	2800.0	122	38559	No
169	GOM_NL__2PRFIN20090715_194842_000000522080_00429_38559_0770.N1	15-JUL-2009 19:48:42	Straylight	52.000	31	Alp Gru	1.7340	15200.	104	38559	No
170	GOM_NL__2PRFIN20090715_195155_000000522080_00429_38559_0771.N1	15-JUL-2009 19:51:55	Straylight	51.500	172	Gam Gru	3.0030	13100.	103	38559	No
171	GOM_NL__2PRFIN20090715_201052_000000472080_00429_38559_0772.N1	15-JUL-2009 20:10:52	Bright	47.000	11	53Alp Aql	0.76500	8000.0	94	38559	No
172	GOM_NL__2PRFIN20090715_202204_000000592080_00429_38559_0773.N1	15-JUL-2009 20:22:04	Bright	59.000	144	18Del Cyg	2.8600	11000.	118	38559	No
173	GOM_NL__2PRFIN20090715_202425_000000522080_00429_38559_0774.N1	15-JUL-2009 20:24:25	Bright	52.000	19	50Alp Cyg	1.2460	10500.	104	38559	No
174	GOM_NL__2PRFIN20090715_202916_000000452080_00429_38559_0775.N1	15-JUL-2009 20:29:16	Bright	45.000	89	5Alp Cep	2.4510	8000.0	90	38559	No
175	GOM_NL__2PRFIN20090715_203642_000000742080_00429_38559_0776.N1	15-JUL-2009 20:36:42	Bright	74.000	74	11Bet Cas	2.2680	6600.0	148	38559	No
176	GOM_NL__2PRFIN20090715_203838_000000742080_00429_38559_0777.N1	15-JUL-2009 20:38:38	Bright	74.000	68	18Alp Cas	2.2250	4500.0	148	38559	No
177	GOM_NL__2PRFIN20090715_204306_000000412080_00429_38559_0778.N1	15-JUL-2009 20:43:06	Bright	41.000	160	23Gam Per	2.9300	4700.0	82	38559	No
178	GOM_NL__2PRFIN20090715_204427_000000422080_00429_38559_0779.N1	15-JUL-2009 20:44:27	Bright	42.000	35	33Alp Per	1.7950	6250.0	84	38559	No
179	GOM_NL__2PRFIN20090715_204723_000000502080_00429_38559_0780.N1	15-JUL-2009 20:47:23	Bright	50.000	79	26Bet Per	2.3100	13100.	100	38559	No
180	GOM_NL__2PRFIN20090715_205250_000000432080_00429_38559_0781.N1	15-JUL-2009 20:52:50	Twilight	42.500	146	25Eta Tau	2.8730	15200.	85	38559	No
181	GOM_NL__2PRFIN20090715_210046_000000612080_00429_38559_0782.N1	15-JUL-2009 21:00:46	Dark	60.500	94	92Alp Cet	2.5260	3100.0	121	38559	No
182	GOM_NL__2PRFIN20090715_212155_000000542080_00430_38560_0787.N1	15-JUL-2009 21:21:55	Dark	53.500	84	Alp Phe	2.3970	4500.0	107	38560	No
183	GOM_NL__2PRFIN20090715_212743_000000652080_00430_38560_0788.N1	15-JUL-2009 21:27:43	Straylight	64.500	63	Bet Gru	2.1500	2800.0	129	38560	No
184	GOM_NL__2PRFIN20090715_212919_000000592080_00430_38560_0789.N1	15-JUL-2009 21:29:19	Straylight	58.500	31	Alp Gru	1.7340	15200.	117	38560	No
185	GOM_NL__2PRFIN20090715_213232_000000532080_00430_38560_0790.N1	15-JUL-2009 21:32:32	Straylight	53.000	172	Gam Gru	3.0030	13100.	106	38560	No
186	GOM_NL__2PRFIN20090715_215128_000000492080_00430_38560_0791.N1	15-JUL-2009 21:51:28	Bright	48.500	11	53Alp Aql	0.76500	8000.0	97	38560	No
187	GOM_NL__2PRFIN20090715_220239_000000432080_00430_38560_0792.N1	15-JUL-2009 22:02:39	Bright	43.000	144	18Del Cyg	2.8600	11000.	86	38560	No
188	GOM_NL__2PRFIN20090715_220500_000000472080_00430_38560_0793.N1	15-JUL-2009 22:05:00	Bright	46.500	19	50Alp Cyg	1.2460	10500.	93	38560	No
189	GOM_NL__2PRFIN20090715_220951_000000402080_00430_38560_0794.N1	15-JUL-2009 22:09:51	Bright	40.000	89	5Alp Cep	2.4510	8000.0	80	38560	No
190	GOM_NL__2PRFIN20090715_221717_000000502080_00430_38560_0795.N1	15-JUL-2009 22:17:17	Bright	50.000	74	11Bet Cas	2.2680	6600.0	100	38560	No
191	GOM_NL__2PRFIN20090715_221913_000000562080_00430_38560_0796.N1	15-JUL-2009 22:19:13	Bright	55.500	68	18Alp Cas	2.2250	4500.0	111	38560	No
192	GOM_NL__2PRFIN20090715_222342_000000412080_00430_38560_0797.N1	15-JUL-2009 22:23:42	Bright	41.000	160	23Gam Per	2.9300	4700.0	82	38560	No
193	GOM_NL__2PRFIN20090715_222503_000000442080_00430_38560_0798.N1	15-JUL-2009 22:25:03	Bright	44.000	35	33Alp Per	1.7950	6250.0	88	38560	No
194	GOM_NL__2PRFIN20090715_222759_000000462080_00430_38560_0799.N1	15-JUL-2009 22:27:59	Bright	46.000	79	26Bet Per	2.3100	13100.	92	38560	No
195	GOM_NL__2PRFIN20090715_223326_000000422080_00430_38560_0800.N1	15-JUL-2009 22:33:26	Twilight	42.000	146	25Eta Tau	2.8730	15200.	84	38560	No
196	GOM_NL__2PRFIN20090715_224123_000000692080_00430_38560_0801.N1	15-JUL-2009 22:41:23	Dark	69.000	94	92Alp Cet	2.5260	3100.0	138	38560	No
197	GOM_NL__2PRFIN20090715_230232_000000562080_00431_38561_0802.N1	15-JUL-2009 23:02:32	Dark	56.000	84	Alp Phe	2.3970	4500.0	112	38561	No
198	GOM_NL__2PRFIN20090715_230819_000000572080_00431_38561_0803.N1	15-JUL-2009 23:08:19	Straylight	57.000	63	Bet Gru	2.1500	2800.0	114	38561	No
199	GOM_NL__2PRFIN20090715_230955_000000472080_00431_38561_0804.N1	15-JUL-2009 23:09:55	Straylight	47.000	31	Alp Gru	1.7340	15200.	94	38561	No
200	GOM_NL__2PRFIN20090715_231309_000000512080_00431_38561_0805.N1	15-JUL-2009 23:13:09	Straylight	50.500	172	Gam Gru	3.0030	13100.	101	38561	No
201	GOM_NL__2PRFIN20090715_233203_000000482080_00431_38561_0806.N1	15-JUL-2009 23:32:03	Bright	47.500	11	53Alp Aql	0.76500	8000.0	95	38561	No
202	GOM_NL__2PRFIN20090715_234315_000000442080_00431_38561_0807.N1	15-JUL-2009 23:43:15	Bright	43.500	144	18Del Cyg	2.8600	11000.	87	38561	No
203	GOM_NL__2PRFIN20090715_234535_000000502080_00431_38561_0808.N1	15-JUL-2009 23:45:35	Bright	49.500	19	50Alp Cyg	1.2460	10500.	99	38561	No
204	GOM_NL__2PRFIN20090715_235026_000000402080_00431_38561_0809.N1	15-JUL-2009 23:50:26	Bright	40.000	89	5Alp Cep	2.4510	8000.0	80	38561	No
205	GOM_NL__2PRFIN20090715_235752_000000502080_00431_38561_0810.N1	15-JUL-2009 23:57:52	Bright	49.500	74	11Bet Cas	2.2680	6600.0	99	38561	No
206	GOM_NL__2PRFIN20090715_235948_000000512080_00431_38561_0811.N1	15-JUL-2009 23:59:48	Bright	51.000	68	18Alp Cas	2.2250	4500.0	102	38561	No

3. Quality information per product

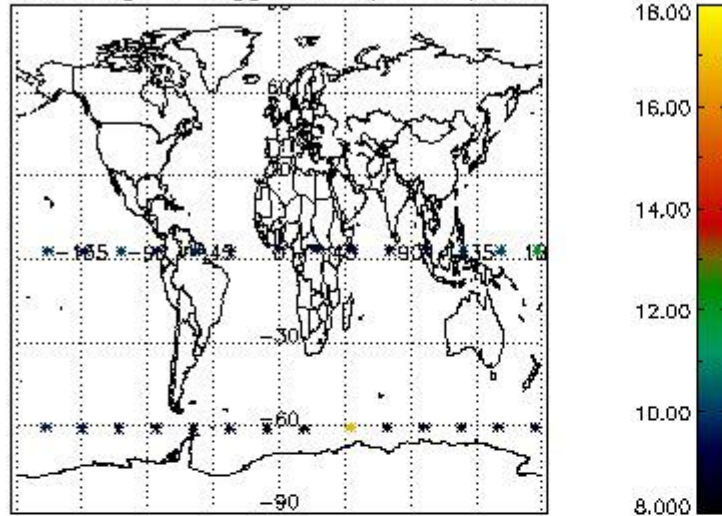
In this section it is plotted some information contained in the Quality Summary data set of the level 2 products. Only products in dark limb conditions and without errors (error flag in the MPH set to "0") are used.

3.1 Plot quality information per product (time dependant)

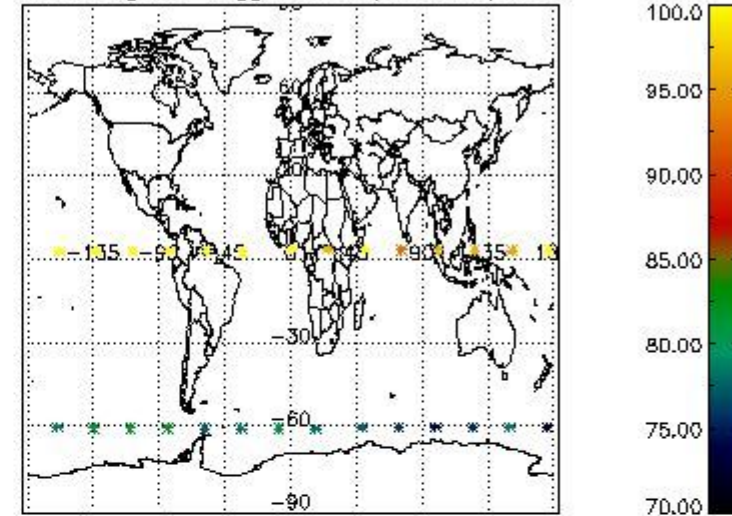


3.2 Plot quality information per product (world map)

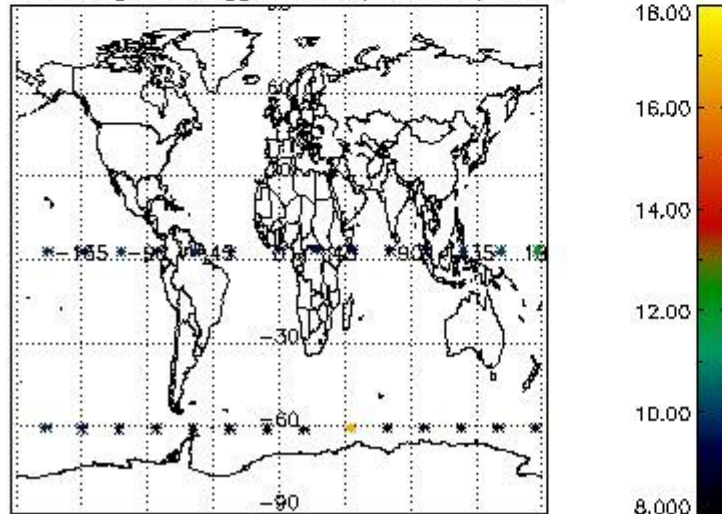
Percentage of flagged data per O3 profile



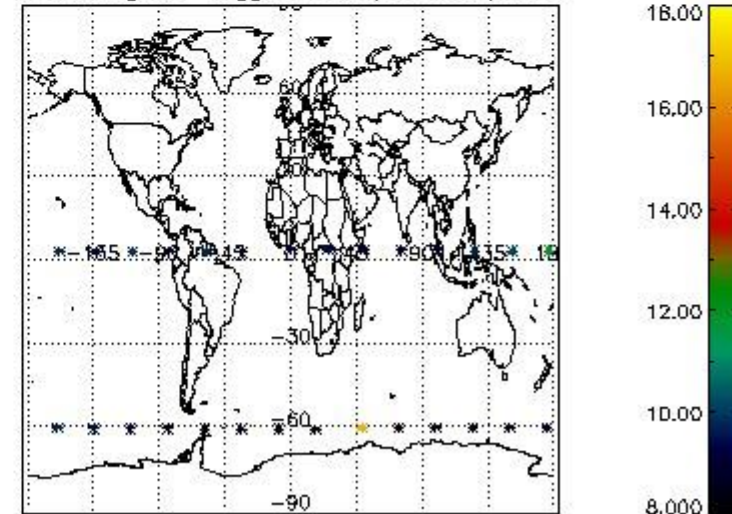
Percentage of flagged data per H2O profile



Percentage of flagged data per NO2 profile



Percentage of flagged data per NO3 profile

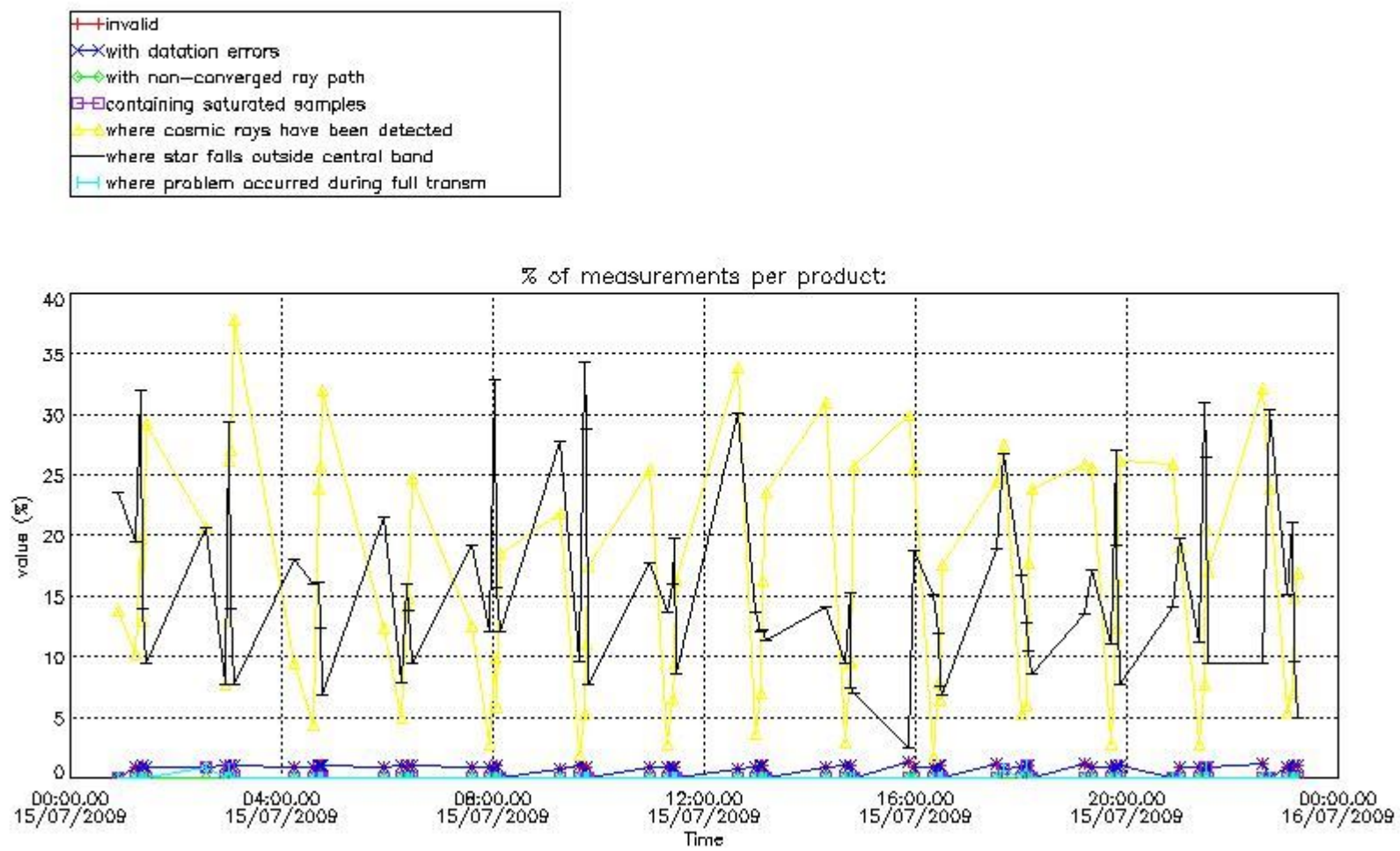


4. Level 1 quality information per product

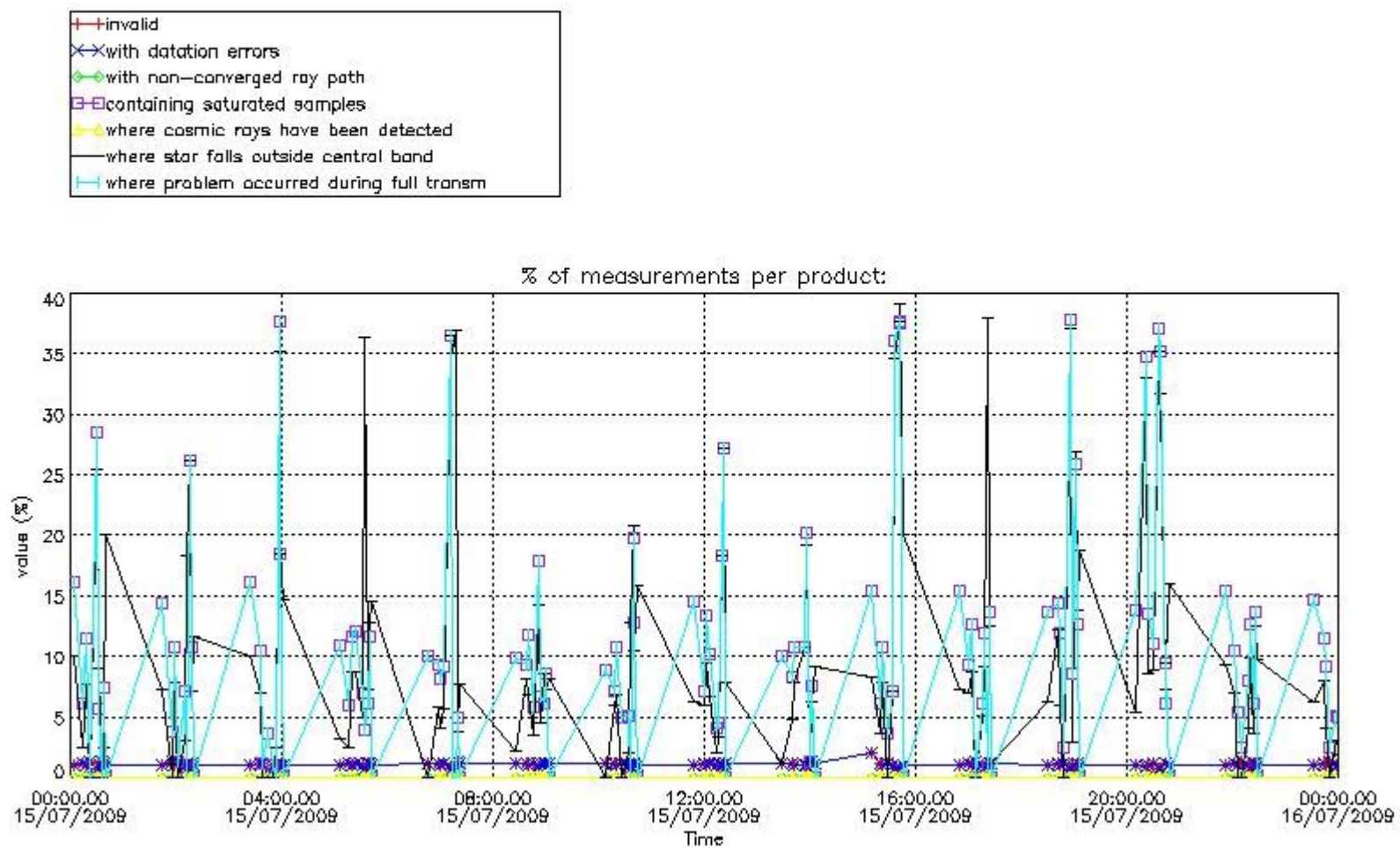
In this section it is plotted some information contained in the Quality Summary data set of the level 2 products that comes from the level 1b processing. Products without errors (error flag in the MPH set to "0") are used.

4.1 Plot quality information per product (time dependant) coming from level 1b processing

4.1.1 Plot level 1 quality information per product (time dependant): ENVISAT ASCENDING passes



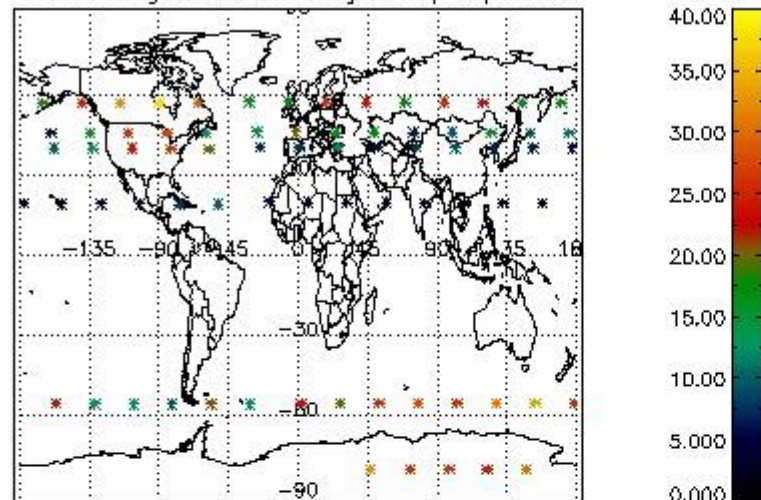
4.1.2 Plot level 1 quality information per product (time dependant): ENVI SAT DESCENDING passes



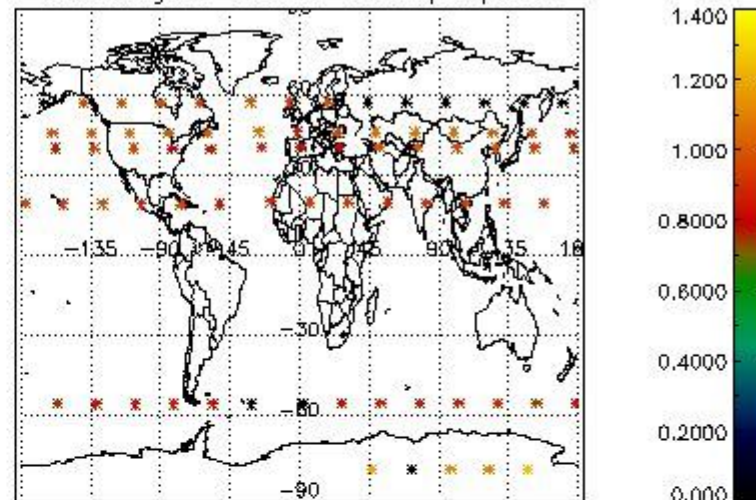
4.2 Plot quality information per product coming from level 1b processing (world map)

4.2.1 Plot level 1 quality information per product (world map): ENVISAT ASCENDING passes

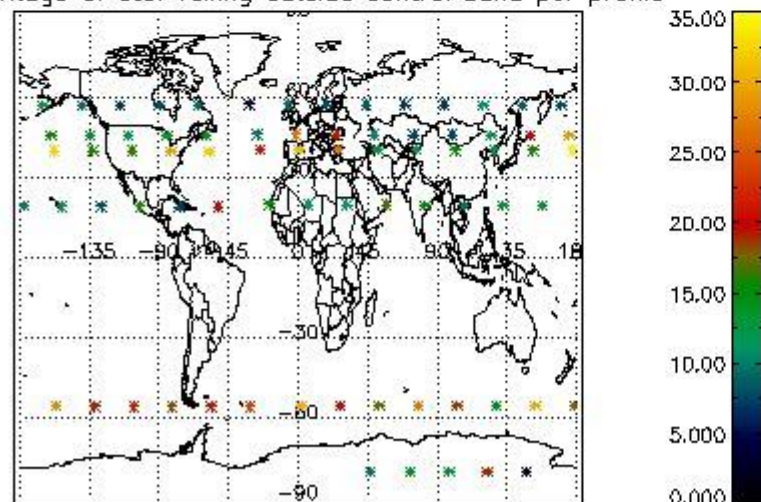
Percentage of cosmic ray hits per profile



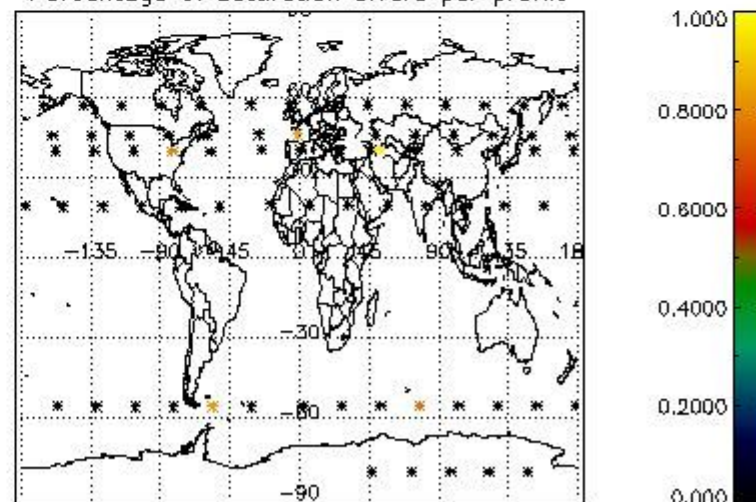
Percentage of datation errors per profile



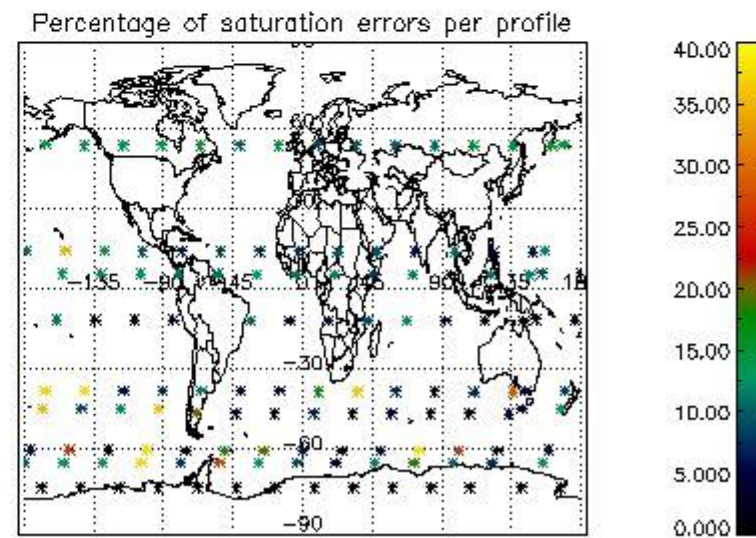
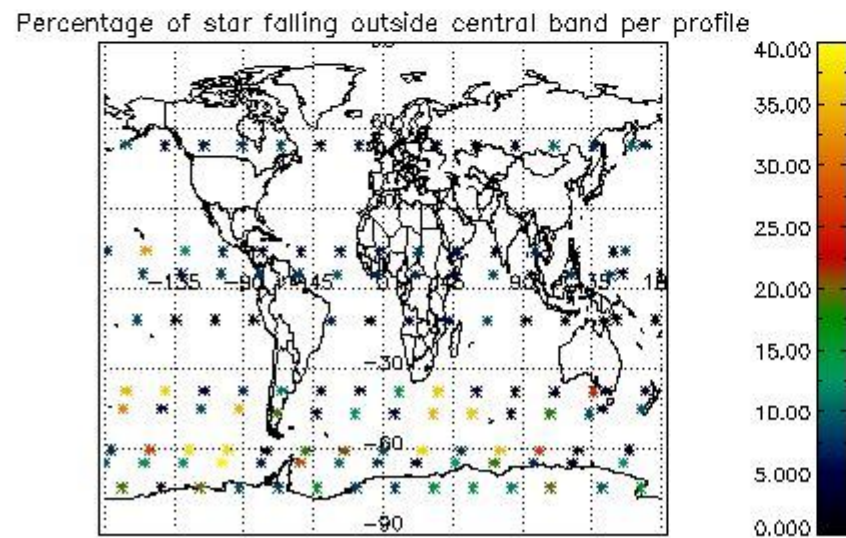
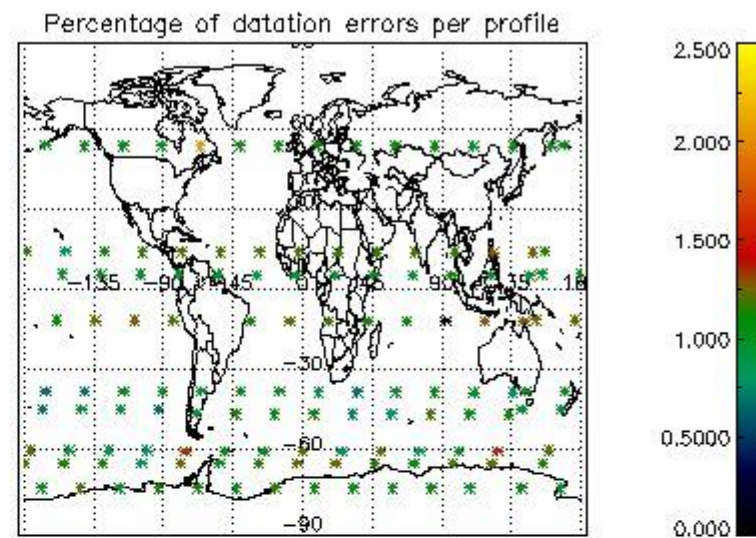
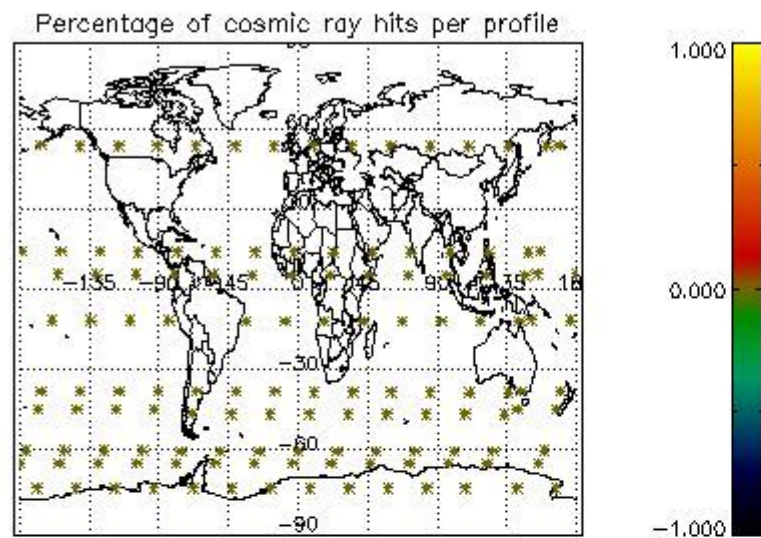
Percentage of star falling outside central band per profile



Percentage of saturation errors per profile



4.2.2 Plot level 1 quality information per product (world map): ENVISAT DESCENDING passes



5. Trace gas profiles

5.1 Ozone statistics based on quality of products

The final quality of the products can be "measured" using the STD (Standard Deviation) attached to every point profile. This information is written to the parameter GOM_NL__2P/NL_LOCAL_SPECIES_DENSITY/o3_std of the level 2 products. The table below shows the statistics for given STD ranges.

The statistics are given with respect to the overall valid production:

- Products without fatal errors: GOM_NL__2P/MPH/PRODUCT_ERR=0
- Valid point profile: GOM_NL__2P/NL_LOCAL_SPECIES_DENSITY/pcd(0)=0

The 'Criteria' is applied to valid points of dark limb products:

- Products in dark limb illumination condition: GOM_NL__2P/NL_SUMMARY_QUALITY/obs_ill_cond=0
- Products without fatal errors: GOM_NL__2P/MPH/PRODUCT_ERR=0
- Valid point profile: GOM_NL__2P/NL_LOCAL_SPECIES_DENSITY/pcd(0)=0

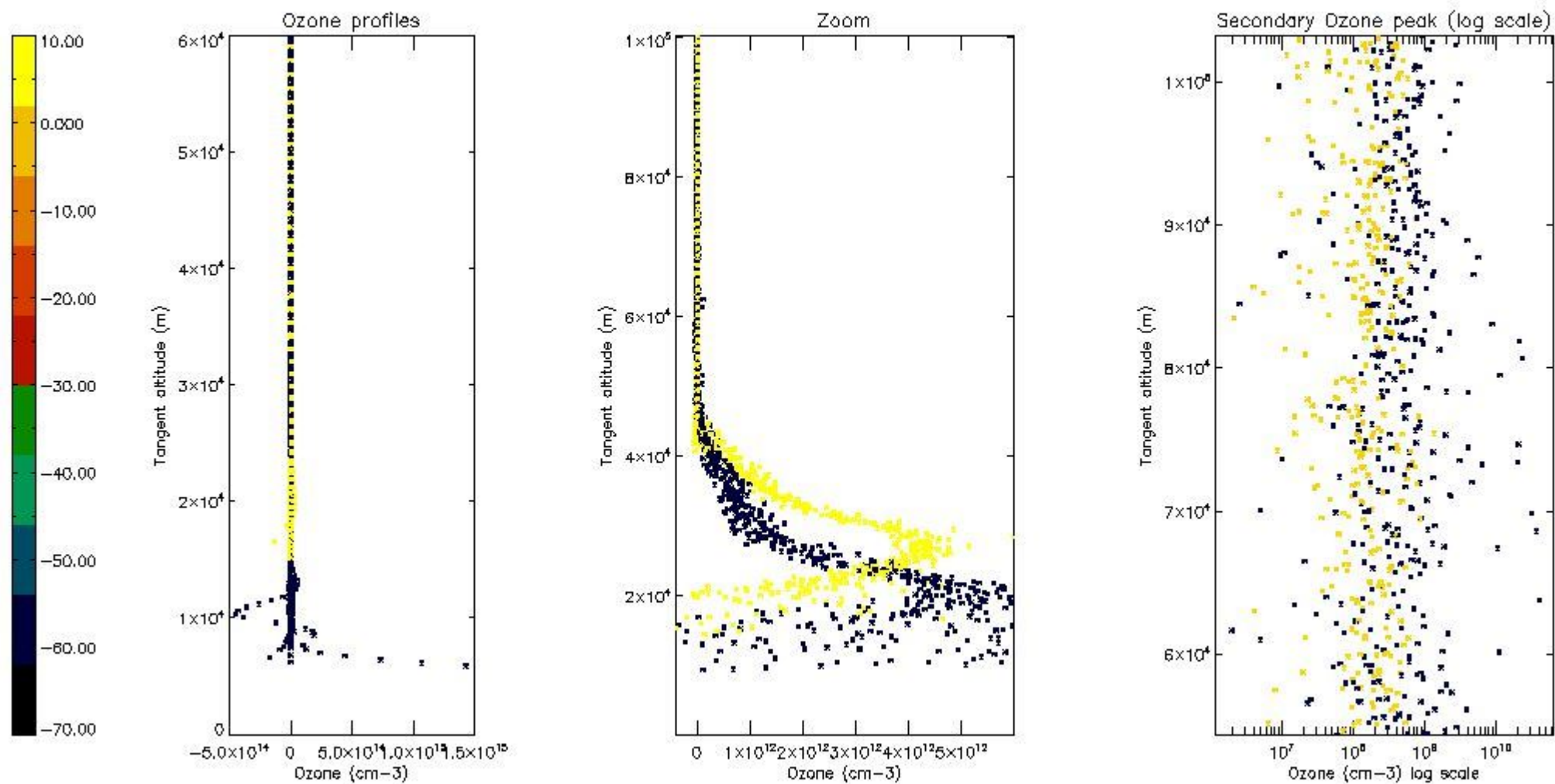
So, the table below shows the percentage of dark limb and valid observations for each criteria with respect to the overall valid daily observations.

Criteria	% of total production
All STD	16
STD < 20	4

STD < 10	2
STD < 5	0

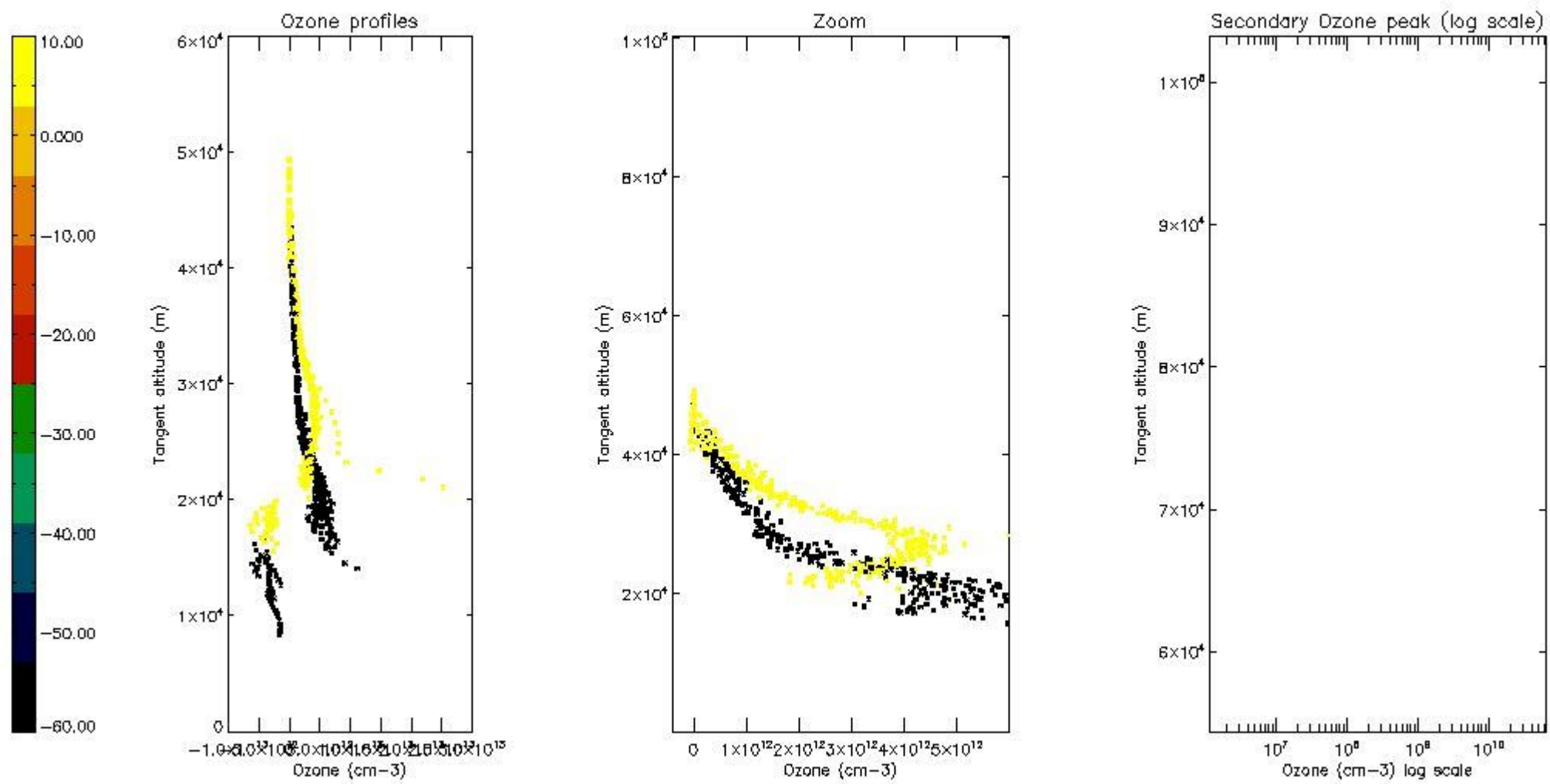
5.2 Plot ozone profiles for all STD (dark without errors)

The colorbar represents the latitude.



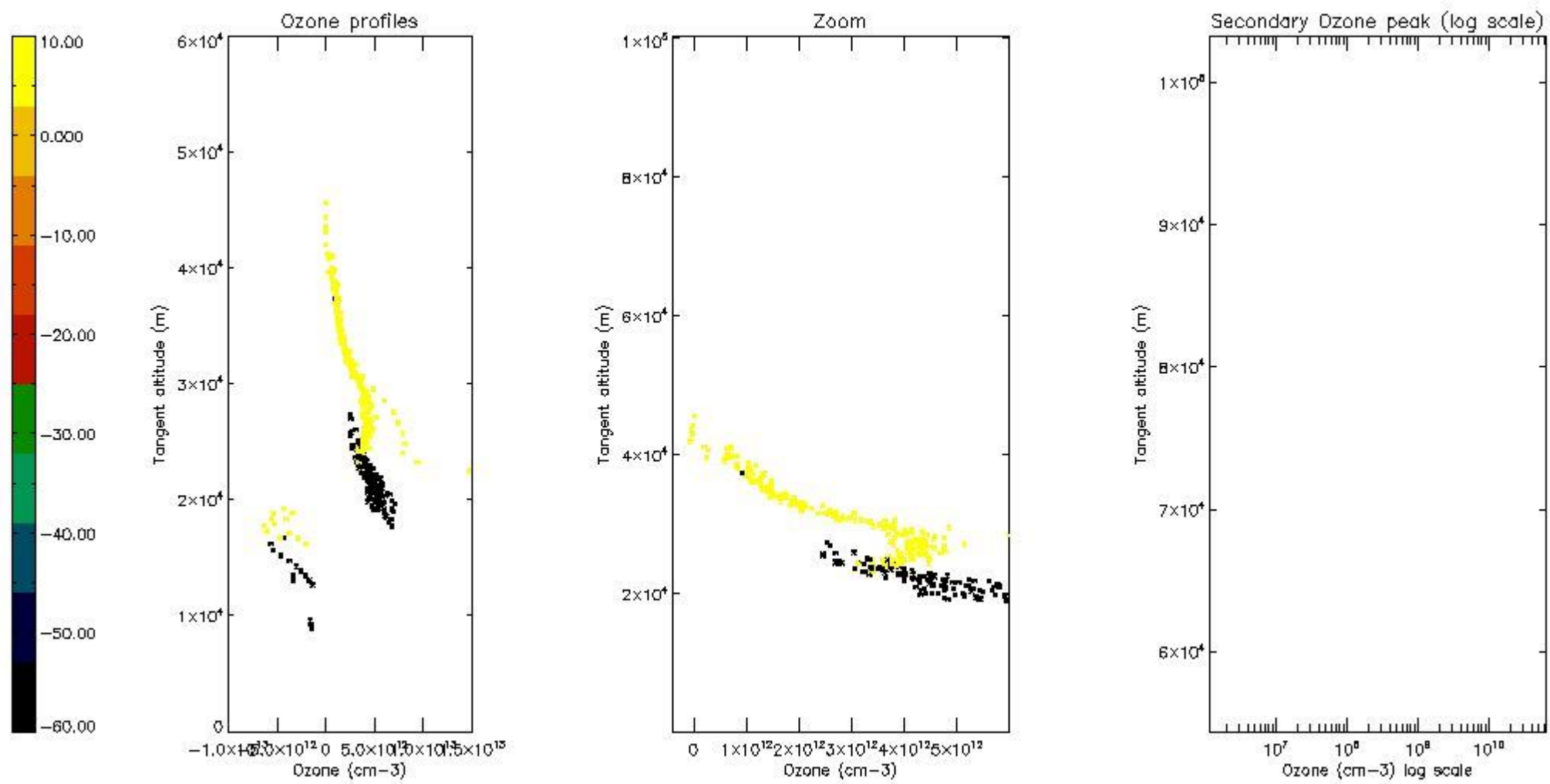
5.3 Plot ozone profiles where STD < 20% (dark without errors)

The colorbar represents the latitude.



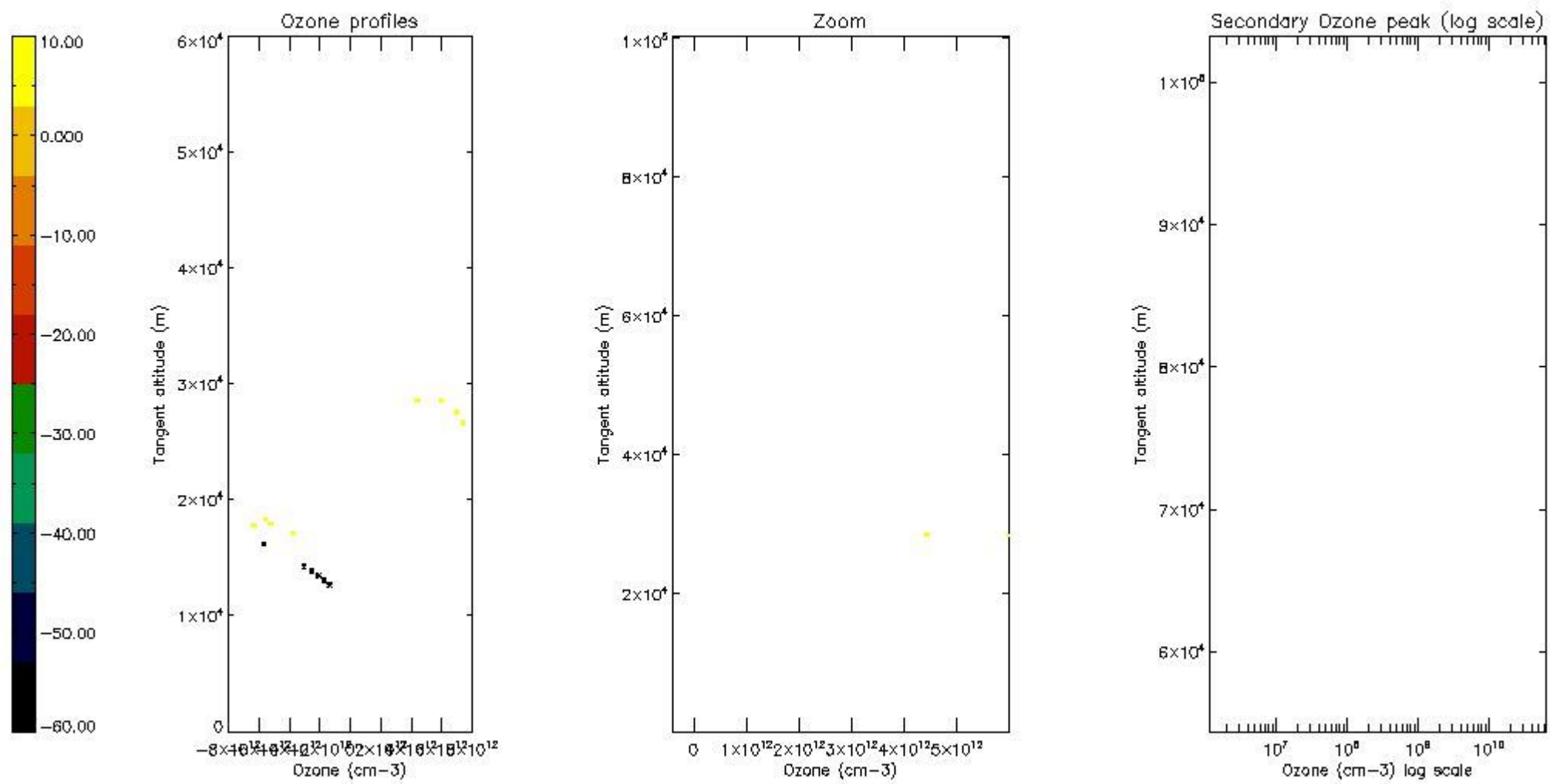
5.4 Plot ozone profiles where $STD < 10\%$ (dark without errors)

The colorbar represents the latitude.



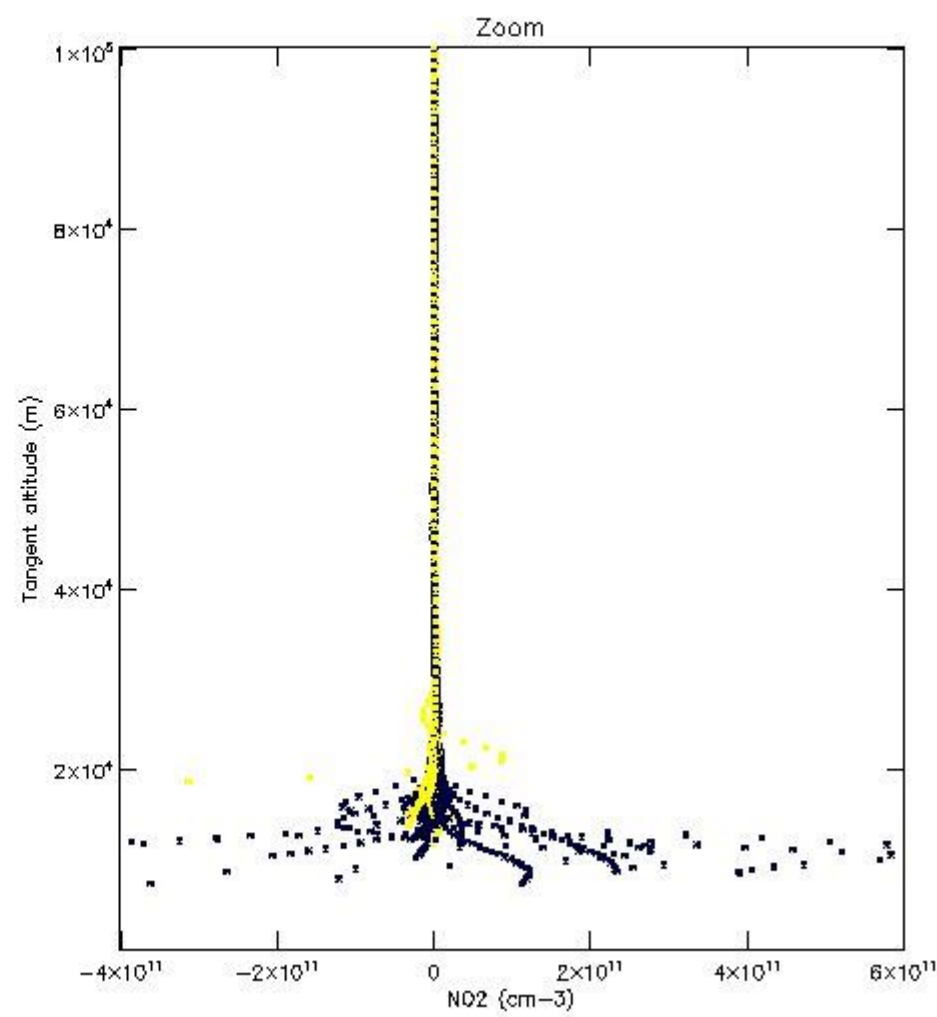
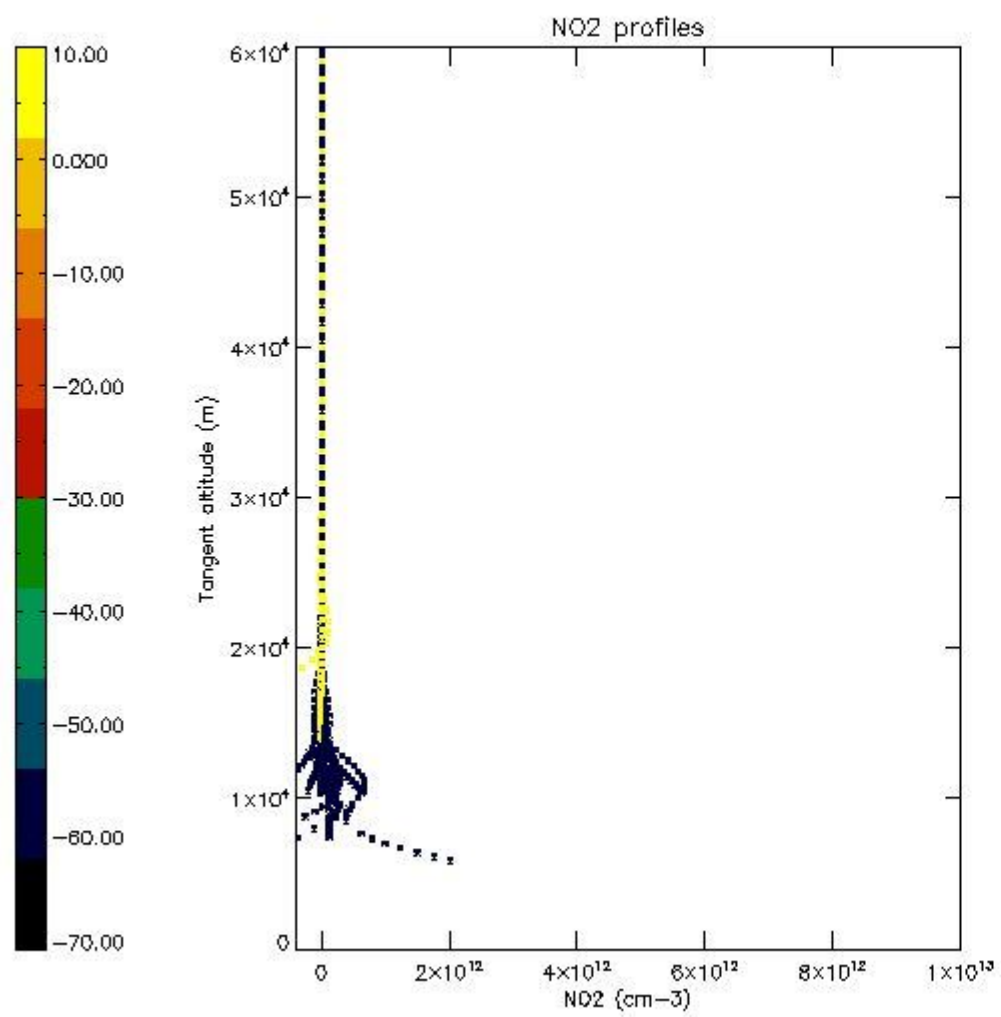
5.5 Plot ozone profiles where $STD < 5\%$ (dark without errors)

The colorbar represents the latitude.



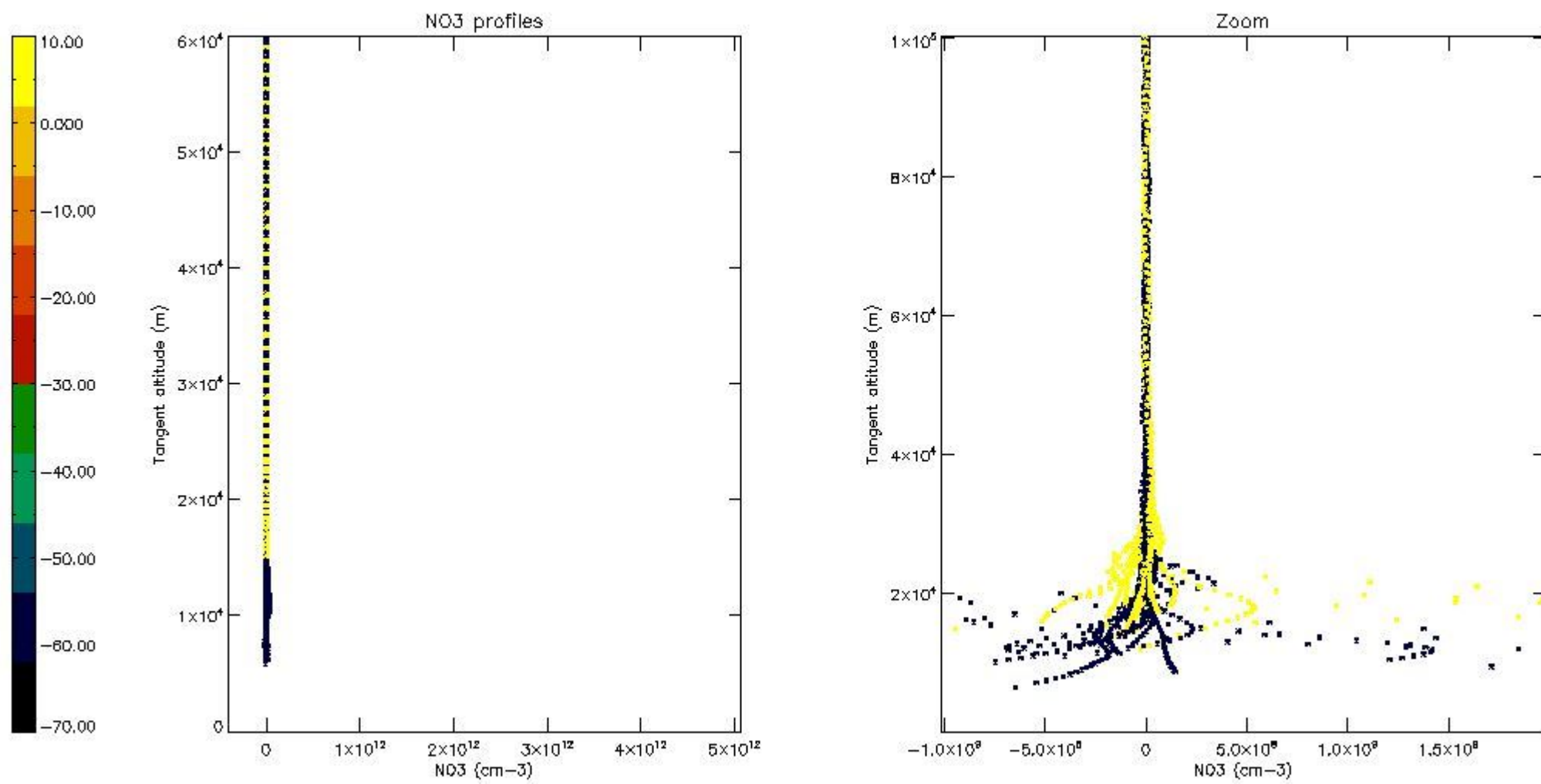
5.6 Plot NO₂ profiles for all STD (dark without errors)

The colorbar represents the latitude.



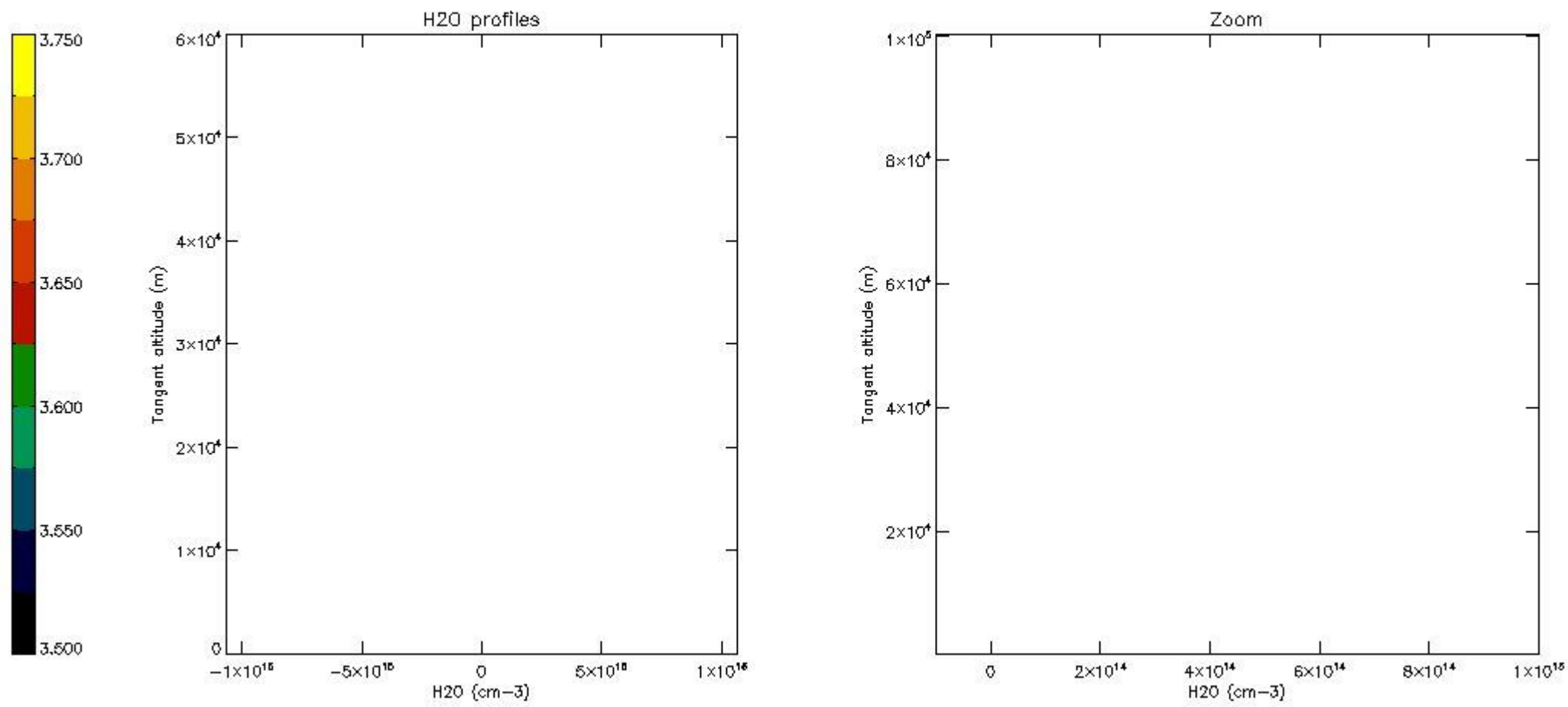
5.7 Plot NO3 profiles for all STD (dark without errors)

The colorbar represents the latitude.



5.8 Plot H₂O profiles for all STD (only for occultations of stars 1,2,3,4,13,14,16,26,63 dark without errors)

The colorbar represents the latitude.



6. Auxiliary Data Files used for the production reported in section 2

The number reported in the third column indicates since which file (see list in section 2) the corresponding auxiliary file has been used. The fourth column is the date of those product files.

Type	Auxiliary Filename	Used since product	Used since product date
INST_PHYS_CHARACTERISTICS	GOM_INS_AXVIEC20091111_143220_20030716_120000_20500101_000000	1	15-JUL-2009 00:03:45
LEVEL-2_PROC_CONFIG	GOM_PR2_AXVIEC20091111_152718_20020301_000000_20500101_000000	1	15-JUL-2009 00:03:45
CROSS_SECTIONS_FILE	GOM_CRS_AXVIEC20091111_154832_20020301_000000_20500101_000000	1	15-JUL-2009 00:03:45

GOMOS Level 2 Daily Report

SUMMARY

[1. General Info](#)

[2. Summary of processed GOM_NL_2P products](#)

[3. Level 2 Quality information per product](#)

[3.1 Plot of level 2 quality information per product \(time dependant\)](#)

[3.2 Plot of level 2 quality information per product \(world map\)](#)

[4. Level 1 Quality information per product \(stored on level 2 products\)](#)

[4.1 Plot of level 1 quality information per product \(time dependant\)](#)

[4.1.1 Plot of level 1 quality information per product \(time dependant\): ASCENDING](#)

[4.1.2 Plot of level 1 quality information per product \(time dependant\): DESCENDING](#)

[4.2 Plot of level 1 quality information per product \(world map\)](#)

[4.2.1 Plot of level 1 quality information per product \(world map\): ASCENDING](#)

[4.2.2 Plot of level 1 quality information per product \(world map\): DESCENDING](#)

[5. Ozone profiles based on quality statistics and other trace gas profiles](#)

[5.1 Ozone statistics based on quality of products](#)

[5.2 Plot ozone profiles for all STD \(dark without errors\)](#)

[5.3 Plot ozone profiles where STD < 20% \(dark without errors\)](#)

[5.4. Plot ozone profiles where STD < 10% \(dark without errors\)](#)

[5.5. Plot ozone profiles where STD < 5% \(dark without errors\)](#)

[5.6 Plot NO2 profiles for all STD \(dark without errors\)](#)

[5.7 Plot NO3 profiles for all STD \(dark without errors\)](#)

[5.8 Plot H2O profiles \(only for occultations of stars 1,2,3,4,13,14,16,26,63 dark without errors\) for all STD](#)

[6. Auxiliary Data Files used for the production reported in section 2](#)

This report presents the daily analysis on parameters extracted from GOMOS level 2 data (GOM_NL__2P). It is intended to monitor some important parameters that will impact the quality of these products. A list of level 2 products (and content) that have arrived during the reporting day to the PCF is also given.

Item	Value
Time of report generation	26APR2013 10:51:43
Data source version	GOMOS/6.01
Start time of products	15-07-2009 (15JUL2009 00:00:00)
Stop time of products	16-07-2009 (16JUL2009 00:00:00)
Store outputs in DB	Yes
Nb of level 2 prods	206
Nb of prods with errors	0

2. Summary of processed GOM_NL__2P products.

Nr	Filename	UTC Start time	Limb	Duration	Star Id	Star Name	Star Mag	Star Temp	Nb Meas	Orbit	Prod. error
1	GOM_NL__2PRFIN20090715_000345_000000502080_00417_38547_0552.N1	15-JUL-2009 00:03:45	Bright	49.500	11	53Alp Aql	0.76500	8000.0	99	38547	No
2	GOM_NL__2PRFIN20090715_001459_000000412080_00417_38547_0553.N1	15-JUL-2009 00:14:59	Bright	40.500	144	18Del Cyg	2.8600	11000.	81	38547	No
3	GOM_NL__2PRFIN20090715_001724_000000522080_00417_38547_0554.N1	15-JUL-2009 00:17:24	Bright	52.000	19	50Alp Cyg	1.2460	10500.	104	38547	No
4	GOM_NL__2PRFIN20090715_002211_000000392080_00417_38547_0555.N1	15-JUL-2009 00:22:11	Bright	39.000	89	5Alp Cep	2.4510	8000.0	78	38547	No
5	GOM_NL__2PRFIN20090715_002939_000000652080_00417_38547_0556.N1	15-JUL-2009 00:29:39	Bright	65.000	74	11Bet Cas	2.2680	6600.0	130	38547	No
6	GOM_NL__2PRFIN20090715_003200_000000452080_00417_38547_0557.N1	15-JUL-2009 00:32:00	Bright	44.500	110	37Del Cas	2.6780	8900.0	89	38547	No
7	GOM_NL__2PRFIN20090715_003557_000000372080_00417_38547_0558.N1	15-JUL-2009 00:35:57	Bright	37.000	160	23Gam Per	2.9300	4700.0	74	38547	No
8	GOM_NL__2PRFIN20090715_003717_000000412080_00417_38547_0559.N1	15-JUL-2009 00:37:17	Bright	40.500	35	33Alp Per	1.7950	6250.0	81	38547	No
9	GOM_NL__2PRFIN20090715_004013_000000532080_00417_38547_0560.N1	15-JUL-2009 00:40:13	Bright	52.500	79	26Bet Per	2.3100	13100.	105	38547	No
10	GOM_NL__2PRFIN20090715_005326_000000622080_00417_38547_0561.N1	15-JUL-2009 00:53:26	Dark	61.500	94	92Alp Cet	2.5260	3100.0	123	38547	No
11	GOM_NL__2PRFIN20090715_011430_000000592080_00418_38548_0556.N1	15-JUL-2009 01:14:30	Dark	59.000	84	Alp Phe	2.3970	4500.0	118	38548	No
12	GOM_NL__2PRFIN20090715_012021_000000662080_00418_38548_0557.N1	15-JUL-2009 01:20:21	Straylight	65.500	63	Bet Gru	2.1500	2800.0	131	38548	No
13	GOM_NL__2PRFIN20090715_012159_000000502080_00418_38548_0558.N1	15-JUL-2009 01:21:59	Straylight	50.000	31	Alp Gru	1.7340	15200.	100	38548	No
14	GOM_NL__2PRFIN20090715_012512_000000532080_00418_38548_0559.N1	15-JUL-2009 01:25:12	Straylight	53.000	172	Gam Gru	3.0030	13100.	106	38548	No
15	GOM_NL__2PRFIN20090715_014421_000000492080_00418_38548_0560.N1	15-JUL-2009 01:44:21	Bright	48.500	11	53Alp Aql	0.76500	8000.0	97	38548	No
16	GOM_NL__2PRFIN20090715_015534_000000392080_00418_38548_0561.N1	15-JUL-2009 01:55:34	Bright	39.000	144	18Del Cyg	2.8600	11000.	78	38548	No
17	GOM_NL__2PRFIN20090715_015759_000000512080_00418_38548_0562.N1	15-JUL-2009 01:57:59	Bright	51.000	19	50Alp Cyg	1.2460	10500.	102	38548	No
18	GOM_NL__2PRFIN20090715_020247_000000402080_00418_38548_0563.N1	15-JUL-2009 02:02:47	Bright	39.500	89	5Alp Cep	2.4510	8000.0	79	38548	No
19	GOM_NL__2PRFIN20090715_021015_000000492080_00418_38548_0564.N1	15-JUL-2009 02:10:15	Bright	49.000	74	11Bet Cas	2.2680	6600.0	98	38548	No
20	GOM_NL__2PRFIN20090715_021235_000000492080_00418_38548_0565.N1	15-JUL-2009 02:12:35	Bright	49.000	110	37Del Cas	2.6780	8900.0	98	38548	No
21	GOM_NL__2PRFIN20090715_021633_000000522080_00418_38548_0566.N1	15-JUL-2009 02:16:33	Bright	51.500	160	23Gam Per	2.9300	4700.0	103	38548	No
22	GOM_NL__2PRFIN20090715_021753_000000422080_00418_38548_0567.N1	15-JUL-2009 02:17:53	Bright	42.000	35	33Alp Per	1.7950	6250.0	84	38548	No
23	GOM_NL__2PRFIN20090715_022048_000000472080_00418_38548_0568.N1	15-JUL-2009 02:20:48	Bright	47.000	79	26Bet Per	2.3100	13100.	94	38548	No
24	GOM_NL__2PRFIN20090715_023402_000000612080_00418_38548_0569.N1	15-JUL-2009 02:34:02	Dark	60.500	94	92Alp Cet	2.5260	3100.0	121	38548	No
25	GOM_NL__2PRFIN20090715_025507_000000522080_00419_38549_0564.N1	15-JUL-2009 02:55:07	Dark	52.000	84	Alp Phe	2.3970	4500.0	104	38549	No
26	GOM_NL__2PRFIN20090715_030058_000000632080_00419_38549_0565.N1	15-JUL-2009 03:00:58	Straylight	63.000	63	Bet Gru	2.1500	2800.0	126	38549	No
27	GOM_NL__2PRFIN20090715_030236_000000502080_00419_38549_0566.N1	15-JUL-2009 03:02:36	Straylight	50.000	31	Alp Gru	1.7340	15200.	100	38549	No
28	GOM_NL__2PRFIN20090715_030548_000000522080_00419_38549_0567.N1	15-JUL-2009 03:05:48	Straylight	51.500	172	Gam Gru	3.0030	13100.	103	38549	No
29	GOM_NL__2PRFIN20090715_032457_000000502080_00419_38549_0568.N1	15-JUL-2009 03:24:57	Bright	49.500	11	53Alp Aql	0.76500	8000.0	99	38549	No
30	GOM_NL__2PRFIN20090715_033610_000000432080_00419_38549_0569.N1	15-JUL-2009 03:36:10	Bright	43.000	144	18Del Cyg	2.8600	11000.	86	38549	No
31	GOM_NL__2PRFIN20090715_033834_000000452080_00419_38549_0570.N1	15-JUL-2009 03:38:34	Bright	45.000	19	50Alp Cyg	1.2460	10500.	90	38549	No
32	GOM_NL__2PRFIN20090715_034322_000000412080_00419_38549_0571.N1	15-JUL-2009 03:43:22	Bright	41.000	89	5Alp Cep	2.4510	8000.0	82	38549	No
33	GOM_NL__2PRFIN20090715_035050_000000472080_00419_38549_0572.N1	15-JUL-2009 03:50:50	Bright	46.500	74	11Bet Cas	2.2680	6600.0	93	38549	No
34	GOM_NL__2PRFIN20090715_035311_000000422080_00419_38549_0573.N1	15-JUL-2009 03:53:11	Bright	41.500	110	37Del Cas	2.6780	8900.0	83	38549	No
35	GOM_NL__2PRFIN20090715_035709_000000612080_00419_38549_0574.N1	15-JUL-2009 03:57:09	Bright	61.000	160	23Gam Per	2.9300	4700.0	122	38549	No
36	GOM_NL__2PRFIN20090715_035829_000000462080_00419_38549_0575.N1	15-JUL-2009 03:58:29	Bright	46.000	35	33Alp Per	1.7950	6250.0	92	38549	No
37	GOM_NL__2PRFIN20090715_040125_000000482080_00419_38549_0576.N1	15-JUL-2009 04:01:25	Bright	47.500	79	26Bet Per	2.3100	13100.	95	38549	No
38	GOM_NL__2PRFIN20090715_041439_000000582080_00419_38549_0577.N1	15-JUL-2009 04:14:39	Dark	58.000	94	92Alp Cet	2.5260	3100.0	116	38549	No
39	GOM_NL__2PRFIN20090715_043544_000000572080_00420_38550_0572.N1	15-JUL-2009 04:35:44	Dark	56.500	84	Alp Phe	2.3970	4500.0	113	38550	No
40	GOM_NL__2PRFIN20090715_044135_000000532080_00420_38550_0573.N1	15-JUL-2009 04:41:35	Straylight	52.500	63	Bet Gru	2.1500	2800.0	105	38550	No
41	GOM_NL__2PRFIN20090715_044312_000000492080_00420_38550_0574.N1	15-JUL-2009 04:43:12	Straylight	48.500	31	Alp Gru	1.7340	15200.	97	38550	No
42	GOM_NL__2PRFIN20090715_044625_000000522080_00420_38550_0575.N1	15-JUL-2009 04:46:25	Straylight	51.500	172	Gam Gru	3.0030	13100.	103	38550	No

43	GOM_NL__2PRFIN20090715_050532_000000462080_00420_38550_0576.N1	15-JUL-2009 05:05:32	Bright	46.000	11	53Alp Aql	0.76500	8000.0	92	38550	No
44	GOM_NL__2PRFIN20090715_051645_000000422080_00420_38550_0577.N1	15-JUL-2009 05:16:45	Bright	41.500	144	18Del Cyg	2.8600	11000.	83	38550	No
45	GOM_NL__2PRFIN20090715_051909_000000522080_00420_38550_0578.N1	15-JUL-2009 05:19:09	Bright	51.500	19	50Alp Cyg	1.2460	10500.	103	38550	No
46	GOM_NL__2PRFIN20090715_052358_000000462080_00420_38550_0579.N1	15-JUL-2009 05:23:58	Bright	45.500	89	5Alp Cep	2.4510	8000.0	91	38550	No
47	GOM_NL__2PRFIN20090715_053125_000000502080_00420_38550_0580.N1	15-JUL-2009 05:31:25	Bright	50.000	74	11Bet Cas	2.2680	6600.0	100	38550	No
48	GOM_NL__2PRFIN20090715_053346_000000652080_00420_38550_0581.N1	15-JUL-2009 05:33:46	Bright	64.500	110	37Del Cas	2.6780	8900.0	129	38550	No
49	GOM_NL__2PRFIN20090715_053745_000000412080_00420_38550_0582.N1	15-JUL-2009 05:37:45	Bright	41.000	160	23Gam Per	2.9300	4700.0	82	38550	No
50	GOM_NL__2PRFIN20090715_053905_000000432080_00420_38550_0583.N1	15-JUL-2009 05:39:05	Bright	43.000	35	33Alp Per	1.7950	6250.0	86	38550	No
51	GOM_NL__2PRFIN20090715_054200_000000482080_00420_38550_0584.N1	15-JUL-2009 05:42:00	Bright	48.000	79	26Bet Per	2.3100	13100.	96	38550	No
52	GOM_NL__2PRFIN20090715_055516_000000612080_00420_38550_0585.N1	15-JUL-2009 05:55:16	Dark	60.500	94	92Alp Cet	2.5260	3100.0	121	38550	No
53	GOM_NL__2PRFIN20090715_061621_000000512080_00421_38551_0580.N1	15-JUL-2009 06:16:21	Dark	51.000	84	Alp Phe	2.3970	4500.0	102	38551	No
54	GOM_NL__2PRFIN20090715_062212_000000532080_00421_38551_0581.N1	15-JUL-2009 06:22:12	Straylight	53.000	63	Bet Gru	2.1500	2800.0	106	38551	No
55	GOM_NL__2PRFIN20090715_062349_000000512080_00421_38551_0582.N1	15-JUL-2009 06:23:49	Straylight	50.500	31	Alp Gru	1.7340	15200.	101	38551	No
56	GOM_NL__2PRFIN20090715_062702_000000532080_00421_38551_0583.N1	15-JUL-2009 06:27:02	Straylight	52.500	172	Gam Gru	3.0030	13100.	105	38551	No
57	GOM_NL__2PRFIN20090715_064608_000000452080_00421_38551_0584.N1	15-JUL-2009 06:46:08	Bright	45.000	11	53Alp Aql	0.76500	8000.0	90	38551	No
58	GOM_NL__2PRFIN20090715_065720_000000432080_00421_38551_0585.N1	15-JUL-2009 06:57:20	Bright	43.000	144	18Del Cyg	2.8600	11000.	86	38551	No
59	GOM_NL__2PRFIN20090715_065945_000000502080_00421_38551_0586.N1	15-JUL-2009 06:59:45	Bright	49.500	19	50Alp Cyg	1.2460	10500.	99	38551	No
60	GOM_NL__2PRFIN20090715_070433_000000442080_00421_38551_0587.N1	15-JUL-2009 07:04:33	Bright	44.000	89	5Alp Cep	2.4510	8000.0	88	38551	No
61	GOM_NL__2PRFIN20090715_071200_000000742080_00421_38551_0588.N1	15-JUL-2009 07:12:00	Bright	74.000	74	11Bet Cas	2.2680	6600.0	148	38551	No
62	GOM_NL__2PRFIN20090715_071422_000000672080_00421_38551_0589.N1	15-JUL-2009 07:14:22	Bright	67.000	110	37Del Cas	2.6780	8900.0	134	38551	No
63	GOM_NL__2PRFIN20090715_071820_000000612080_00421_38551_0590.N1	15-JUL-2009 07:18:20	Bright	61.000	160	23Gam Per	2.9300	4700.0	122	38551	No
64	GOM_NL__2PRFIN20090715_071940_000000402080_00421_38551_0591.N1	15-JUL-2009 07:19:40	Bright	40.000	35	33Alp Per	1.7950	6250.0	80	38551	No
65	GOM_NL__2PRFIN20090715_072236_000000452080_00421_38551_0592.N1	15-JUL-2009 07:22:36	Bright	45.000	79	26Bet Per	2.3100	13100.	90	38551	No
66	GOM_NL__2PRFIN20090715_073553_000000602080_00421_38551_0593.N1	15-JUL-2009 07:35:53	Dark	60.000	94	92Alp Cet	2.5260	3100.0	120	38551	No
67	GOM_NL__2PRFIN20090715_075658_000000542080_00422_38552_0588.N1	15-JUL-2009 07:56:58	Dark	54.000	84	Alp Phe	2.3970	4500.0	108	38552	No
68	GOM_NL__2PRFIN20090715_080249_000000662080_00422_38552_0589.N1	15-JUL-2009 08:02:49	Straylight	65.500	63	Bet Gru	2.1500	2800.0	131	38552	No
69	GOM_NL__2PRFIN20090715_080426_000000512080_00422_38552_0590.N1	15-JUL-2009 08:04:26	Straylight	51.000	31	Alp Gru	1.7340	15200.	102	38552	No
70	GOM_NL__2PRFIN20090715_080738_000000542080_00422_38552_0591.N1	15-JUL-2009 08:07:38	Straylight	54.000	172	Gam Gru	3.0030	13100.	108	38552	No
71	GOM_NL__2PRFIN20090715_082643_000000462080_00422_38552_0592.N1	15-JUL-2009 08:26:43	Bright	45.500	11	53Alp Aql	0.76500	8000.0	91	38552	No
72	GOM_NL__2PRFIN20090715_083756_000000432080_00422_38552_0593.N1	15-JUL-2009 08:37:56	Bright	43.000	144	18Del Cyg	2.8600	11000.	86	38552	No
73	GOM_NL__2PRFIN20090715_084020_000000512080_00422_38552_0594.N1	15-JUL-2009 08:40:20	Bright	51.000	19	50Alp Cyg	1.2460	10500.	102	38552	No
74	GOM_NL__2PRFIN20090715_084508_000000432080_00422_38552_0595.N1	15-JUL-2009 08:45:08	Bright	42.500	89	5Alp Cep	2.4510	8000.0	85	38552	No
75	GOM_NL__2PRFIN20090715_085235_000000562080_00422_38552_0596.N1	15-JUL-2009 08:52:35	Bright	56.000	74	11Bet Cas	2.2680	6600.0	112	38552	No
76	GOM_NL__2PRFIN20090715_085457_000000452080_00422_38552_0597.N1	15-JUL-2009 08:54:57	Bright	44.500	110	37Del Cas	2.6780	8900.0	89	38552	No
77	GOM_NL__2PRFIN20090715_085856_000000412080_00422_38552_0598.N1	15-JUL-2009 08:58:56	Bright	40.500	160	23Gam Per	2.9300	4700.0	81	38552	No
78	GOM_NL__2PRFIN20090715_090016_000000412080_00422_38552_0599.N1	15-JUL-2009 09:00:16	Bright	41.000	35	33Alp Per	1.7950	6250.0	82	38552	No
79	GOM_NL__2PRFIN20090715_090312_000000432080_00422_38552_0600.N1	15-JUL-2009 09:03:12	Bright	43.000	79	26Bet Per	2.3100	13100.	86	38552	No
80	GOM_NL__2PRFIN20090715_091629_000000672080_00422_38552_0601.N1	15-JUL-2009 09:16:29	Dark	66.500	94	92Alp Cet	2.5260	3100.0	133	38552	No
81	GOM_NL__2PRFIN20090715_093735_000000522080_00423_38553_0596.N1	15-JUL-2009 09:37:35	Dark	52.000	84	Alp Phe	2.3970	4500.0	104	38553	No
82	GOM_NL__2PRFIN20090715_094326_000000672080_00423_38553_0597.N1	15-JUL-2009 09:43:26	Straylight	67.000	63	Bet Gru	2.1500	2800.0	134	38553	No
83	GOM_NL__2PRFIN20090715_094502_000000592080_00423_38553_0598.N1	15-JUL-2009 09:45:02	Straylight	59.000	31	Alp Gru	1.7340	15200.	118	38553	No
84	GOM_NL__2PRFIN20090715_094815_000000522080_00423_38553_0599.N1	15-JUL-2009 09:48:15	Straylight	51.500	172	Gam Gru	3.0030	13100.	103	38553	No
85	GOM_NL__2PRFIN20090715_100719_000000452080_00423_38553_0600.N1	15-JUL-2009 10:07:19	Bright	45.000	11	53Alp Aql	0.76500	8000.0	90	38553	No
86	GOM_NL__2PRFIN20090715_101831_000000422080_00423_38553_0601.N1	15-JUL-2009 10:18:31	Bright	42.000	144	18Del Cyg	2.8600	11000.	84	38553	No
87	GOM_NL__2PRFIN20090715_102055_000000512080_00423_38553_0602.N1	15-JUL-2009 10:20:55	Bright	51.000	19	50Alp Cyg	1.2460	10500.	102	38553	No
88	GOM_NL__2PRFIN20090715_102544_000000412080_00423_38553_0603.N1	15-JUL-2009 10:25:44	Bright	41.000	89	5Alp Cep	2.4510	8000.0	82	38553	No
89	GOM_NL__2PRFIN20090715_103311_000000492080_00423_38553_0604.N1	15-JUL-2009 10:33:11	Bright	49.000	74	11Bet Cas	2.2680	6600.0	98	38553	No
90	GOM_NL__2PRFIN20090715_103533_000000472080_00423_38553_0605.N1	15-JUL-2009 10:35:33	Bright	47.000	110	37Del Cas	2.6780	8900.0	94	38553	No
91	GOM_NL__2PRFIN20090715_103932_000000482080_00423_38553_0606.N1	15-JUL-2009 10:39:32	Bright	48.000	160	23Gam Per	2.9300	4700.0	96	38553	No
92	GOM_NL__2PRFIN20090715_104052_000000432080_00423_38553_0607.N1	15-JUL-2009 10:40:52	Bright	43.000	35	33Alp Per	1.7950	6250.0	86	38553	No
93	GOM_NL__2PRFIN20090715_104348_000000482080_00423_38553_0608.N1	15-JUL-2009 10:43:48	Bright	47.500	79	26Bet Per	2.3100	13100.	95	38553	No
94	GOM_NL__2PRFIN20090715_105706_000000592080_00423_38553_0609.N1	15-JUL-2009 10:57:06	Dark	59.000	94	92Alp Cet	2.5260	3100.0	118	38553	No
95	GOM_NL__2PRFIN20090715_111812_000000552080_00424_38554_0604.N1	15-JUL-2009 11:18:12	Dark	55.000	84	Alp Phe	2.3970	4500.0	110	38554	No
96	GOM_NL__2PRFIN20090715_112402_000000532080_00424_38554_0605.N1	15-JUL-2009 11:24:02	Straylight	53.000	63	Bet Gru	2.1500	2800.0	106	38554	No
97	GOM_NL__2PRFIN20090715_112539_000000532080_00424_38554_0606.N1	15-JUL-2009 11:25:39	Straylight	53.000	31	Alp Gru	1.7340	15200.	106	38554	No
98	GOM_NL__2PRFIN20090715_112852_000000522080_00424_38554_0607.N1	15-JUL-2009 11:28:52	Straylight	52.000	172	Gam Gru	3.0030	13100.	104	38554	No
99	GOM_NL__2PRFIN20090715_114754_000000482080_00424_38554_0608.N1	15-JUL-2009 11:47:54	Bright	48.000	11	53Alp Aql	0.76500	8000.0	96	38554	No
100	GOM_NL__2PRFIN20090715_115907_000000422080_00424_38554_0609.N1	15-JUL-2009 11:59:07	Bright	42.000	144	18Del Cyg	2.8600	11000.	84	38554	No
101	GOM_NL__2PRFIN20090715_120130_000000532080_00424_38554_0610.N1	15-JUL-2009 12:01:30	Bright	52.500	19	50Alp Cyg	1.2460	10500.	105	38554	No

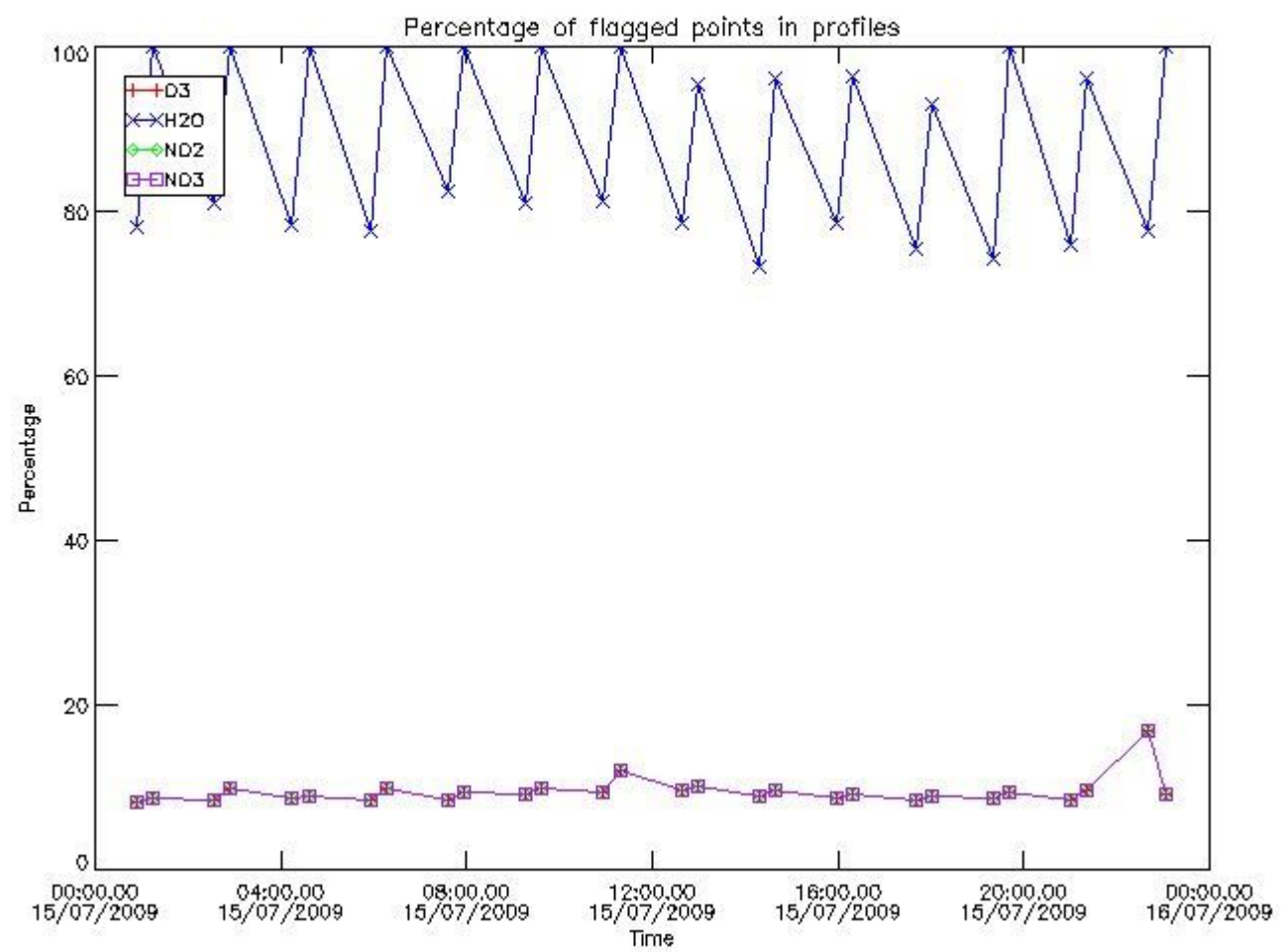
102	GOM_NL__2PRFIN20090715_120619_000000452080_00424_38554_0611.N1	15-JUL-2009 12:06:19	Bright	44.500	89	5Alp Cep	2.4510	8000.0	89	38554	No
103	GOM_NL__2PRFIN20090715_121346_000000492080_00424_38554_0612.N1	15-JUL-2009 12:13:46	Bright	49.000	74	11Bet Cas	2.2680	6600.0	98	38554	No
104	GOM_NL__2PRFIN20090715_121608_000000442080_00424_38554_0613.N1	15-JUL-2009 12:16:08	Bright	44.000	110	37Del Cas	2.6780	8900.0	88	38554	No
105	GOM_NL__2PRFIN20090715_122008_000000472080_00424_38554_0614.N1	15-JUL-2009 12:20:08	Bright	46.500	160	23Gam Per	2.9300	4700.0	93	38554	No
106	GOM_NL__2PRFIN20090715_122128_000000522080_00424_38554_0615.N1	15-JUL-2009 12:21:28	Bright	51.500	35	33Alp Per	1.7950	6250.0	103	38554	No
107	GOM_NL__2PRFIN20090715_122424_000000452080_00424_38554_0616.N1	15-JUL-2009 12:24:24	Bright	44.500	79	26Bet Per	2.3100	13100.	89	38554	No
108	GOM_NL__2PRFIN20090715_123743_000000682080_00424_38554_0617.N1	15-JUL-2009 12:37:43	Dark	68.000	94	92Alp Cet	2.5260	3100.0	136	38554	No
109	GOM_NL__2PRFIN20090715_125849_000000552080_00425_38555_0612.N1	15-JUL-2009 12:58:49	Dark	55.000	84	Alp Phe	2.3970	4500.0	110	38555	No
110	GOM_NL__2PRFIN20090715_130439_000000502080_00425_38555_0613.N1	15-JUL-2009 13:04:39	Straylight	50.000	63	Bet Gru	2.1500	2800.0	100	38555	No
111	GOM_NL__2PRFIN20090715_130616_000000492080_00425_38555_0614.N1	15-JUL-2009 13:06:16	Straylight	49.000	31	Alp Gru	1.7340	15200.	98	38555	No
112	GOM_NL__2PRFIN20090715_130928_000000532080_00425_38555_0615.N1	15-JUL-2009 13:09:28	Straylight	53.000	172	Gam Gru	3.0030	13100.	106	38555	No
113	GOM_NL__2PRFIN20090715_132830_000000452080_00425_38555_0616.N1	15-JUL-2009 13:28:30	Bright	45.000	11	53Alp Aql	0.76500	8000.0	90	38555	No
114	GOM_NL__2PRFIN20090715_133942_000000422080_00425_38555_0617.N1	15-JUL-2009 13:39:42	Bright	42.000	144	18Del Cyg	2.8600	11000.	84	38555	No
115	GOM_NL__2PRFIN20090715_134205_000000512080_00425_38555_0618.N1	15-JUL-2009 13:42:05	Bright	51.000	19	50Alp Cyg	1.2460	10500.	102	38555	No
116	GOM_NL__2PRFIN20090715_135421_000000512080_00425_38555_0619.N1	15-JUL-2009 13:54:21	Bright	51.000	74	11Bet Cas	2.2680	6600.0	102	38555	No
117	GOM_NL__2PRFIN20090715_135643_000000522080_00425_38555_0620.N1	15-JUL-2009 13:56:43	Bright	52.000	110	37Del Cas	2.6780	8900.0	104	38555	No
118	GOM_NL__2PRFIN20090715_140043_000000382080_00425_38555_0621.N1	15-JUL-2009 14:00:43	Bright	38.000	160	23Gam Per	2.9300	4700.0	76	38555	No
119	GOM_NL__2PRFIN20090715_140204_000000402080_00425_38555_0622.N1	15-JUL-2009 14:02:04	Bright	40.000	35	33Alp Per	1.7950	6250.0	80	38555	No
120	GOM_NL__2PRFIN20090715_140500_000000442080_00425_38555_0623.N1	15-JUL-2009 14:05:00	Bright	44.000	79	26Bet Per	2.3100	13100.	88	38555	No
121	GOM_NL__2PRFIN20090715_141819_000000572080_00425_38555_0624.N1	15-JUL-2009 14:18:19	Dark	56.500	94	92Alp Cet	2.5260	3100.0	113	38555	No
122	GOM_NL__2PRFIN20090715_143927_000000532080_00426_38556_0703.N1	15-JUL-2009 14:39:27	Dark	52.500	84	Alp Phe	2.3970	4500.0	105	38556	No
123	GOM_NL__2PRFIN20090715_144516_000000532080_00426_38556_0704.N1	15-JUL-2009 14:45:16	Straylight	52.500	63	Bet Gru	2.1500	2800.0	105	38556	No
124	GOM_NL__2PRFIN20090715_144652_000000472080_00426_38556_0705.N1	15-JUL-2009 14:46:52	Straylight	47.000	31	Alp Gru	1.7340	15200.	94	38556	No
125	GOM_NL__2PRFIN20090715_145005_000000512080_00426_38556_0706.N1	15-JUL-2009 14:50:05	Straylight	50.500	172	Gam Gru	3.0030	13100.	101	38556	No
126	GOM_NL__2PRFIN20090715_150905_000000492080_00426_38556_0707.N1	15-JUL-2009 15:09:05	Bright	48.500	11	53Alp Aql	0.76500	8000.0	97	38556	No
127	GOM_NL__2PRFIN20090715_152018_000000412080_00426_38556_0708.N1	15-JUL-2009 15:20:18	Bright	41.000	144	18Del Cyg	2.8600	11000.	82	38556	No
128	GOM_NL__2PRFIN20090715_152240_000000512080_00426_38556_0709.N1	15-JUL-2009 15:22:40	Bright	51.000	19	50Alp Cyg	1.2460	10500.	102	38556	No
129	GOM_NL__2PRFIN20090715_152730_000000422080_00426_38556_0710.N1	15-JUL-2009 15:27:30	Bright	41.500	89	5Alp Cep	2.4510	8000.0	83	38556	No
130	GOM_NL__2PRFIN20090715_153456_000000502080_00426_38556_0711.N1	15-JUL-2009 15:34:56	Bright	49.500	74	11Bet Cas	2.2680	6600.0	99	38556	No
131	GOM_NL__2PRFIN20090715_153652_000000752080_00426_38556_0712.N1	15-JUL-2009 15:36:52	Bright	75.000	68	18Alp Cas	2.2250	4500.0	150	38556	No
132	GOM_NL__2PRFIN20090715_154119_000000612080_00426_38556_0713.N1	15-JUL-2009 15:41:19	Bright	61.000	160	23Gam Per	2.9300	4700.0	122	38556	No
133	GOM_NL__2PRFIN20090715_154240_000000602080_00426_38556_0714.N1	15-JUL-2009 15:42:40	Bright	60.000	35	33Alp Per	1.7950	6250.0	120	38556	No
134	GOM_NL__2PRFIN20090715_154536_000000502080_00426_38556_0715.N1	15-JUL-2009 15:45:36	Bright	50.000	79	26Bet Per	2.3100	13100.	100	38556	No
135	GOM_NL__2PRFIN20090715_155102_000000402080_00426_38556_0716.N1	15-JUL-2009 15:51:02	Twilight	40.000	146	25Eta Tau	2.8730	15200.	80	38556	No
136	GOM_NL__2PRFIN20090715_155856_000000592080_00426_38556_0717.N1	15-JUL-2009 15:58:56	Dark	58.500	94	92Alp Cet	2.5260	3100.0	117	38556	No
137	GOM_NL__2PRFIN20090715_162004_000000562080_00427_38557_0726.N1	15-JUL-2009 16:20:04	Dark	56.000	84	Alp Phe	2.3970	4500.0	112	38557	No
138	GOM_NL__2PRFIN20090715_162553_000000512080_00427_38557_0727.N1	15-JUL-2009 16:25:53	Straylight	50.500	63	Bet Gru	2.1500	2800.0	101	38557	No
139	GOM_NL__2PRFIN20090715_162729_000000472080_00427_38557_0728.N1	15-JUL-2009 16:27:29	Straylight	46.500	31	Alp Gru	1.7340	15200.	93	38557	No
140	GOM_NL__2PRFIN20090715_163042_000000512080_00427_38557_0729.N1	15-JUL-2009 16:30:42	Straylight	51.000	172	Gam Gru	3.0030	13100.	102	38557	No
141	GOM_NL__2PRFIN20090715_164941_000000492080_00427_38557_0730.N1	15-JUL-2009 16:49:41	Bright	48.500	11	53Alp Aql	0.76500	8000.0	97	38557	No
142	GOM_NL__2PRFIN20090715_170053_000000432080_00427_38557_0731.N1	15-JUL-2009 17:00:53	Bright	43.000	144	18Del Cyg	2.8600	11000.	86	38557	No
143	GOM_NL__2PRFIN20090715_170315_000000522080_00427_38557_0732.N1	15-JUL-2009 17:03:15	Bright	51.500	19	50Alp Cyg	1.2460	10500.	103	38557	No
144	GOM_NL__2PRFIN20090715_170805_000000402080_00427_38557_0733.N1	15-JUL-2009 17:08:05	Bright	39.500	89	5Alp Cep	2.4510	8000.0	79	38557	No
145	GOM_NL__2PRFIN20090715_171532_000000502080_00427_38557_0734.N1	15-JUL-2009 17:15:32	Bright	49.500	74	11Bet Cas	2.2680	6600.0	99	38557	No
146	GOM_NL__2PRFIN20090715_171728_000000552080_00427_38557_0735.N1	15-JUL-2009 17:17:28	Bright	54.500	68	18Alp Cas	2.2250	4500.0	109	38557	No
147	GOM_NL__2PRFIN20090715_172155_000000612080_00427_38557_0736.N1	15-JUL-2009 17:21:55	Bright	60.500	160	23Gam Per	2.9300	4700.0	121	38557	No
148	GOM_NL__2PRFIN20090715_172315_000000442080_00427_38557_0737.N1	15-JUL-2009 17:23:15	Bright	44.000	35	33Alp Per	1.7950	6250.0	88	38557	No
149	GOM_NL__2PRFIN20090715_172612_000000422080_00427_38557_0738.N1	15-JUL-2009 17:26:12	Bright	41.500	79	26Bet Per	2.3100	13100.	83	38557	No
150	GOM_NL__2PRFIN20090715_173138_000000452080_00427_38557_0739.N1	15-JUL-2009 17:31:38	Twilight	45.000	146	25Eta Tau	2.8730	15200.	90	38557	No
151	GOM_NL__2PRFIN20090715_173933_000000662080_00427_38557_0740.N1	15-JUL-2009 17:39:33	Dark	65.500	94	92Alp Cet	2.5260	3100.0	131	38557	No
152	GOM_NL__2PRFIN20090715_180041_000000572080_00428_38558_0754.N1	15-JUL-2009 18:00:41	Dark	57.000	84	Alp Phe	2.3970	4500.0	114	38558	No
153	GOM_NL__2PRFIN20090715_180629_000000512080_00428_38558_0755.N1	15-JUL-2009 18:06:29	Straylight	50.500	63	Bet Gru	2.1500	2800.0	101	38558	No
154	GOM_NL__2PRFIN20090715_180806_000000482080_00428_38558_0756.N1	15-JUL-2009 18:08:06	Straylight	48.000	31	Alp Gru	1.7340	15200.	96	38558	No
155	GOM_NL__2PRFIN20090715_181118_000000532080_00428_38558_0757.N1	15-JUL-2009 18:11:18	Straylight	52.500	172	Gam Gru	3.0030	13100.	105	38558	No
156	GOM_NL__2PRFIN20090715_183017_000000482080_00428_38558_0758.N1	15-JUL-2009 18:30:17	Bright	47.500	11	53Alp Aql	0.76500	8000.0	95	38558	No
157	GOM_NL__2PRFIN20090715_184128_000000452080_00428_38558_0759.N1	15-JUL-2009 18:41:28	Bright	45.000	144	18Del Cyg	2.8600	11000.	90	38558	No
158	GOM_NL__2PRFIN20090715_184350_000000512080_00428_38558_0760.N1	15-JUL-2009 18:43:50	Bright	50.500	19	50Alp Cyg	1.2460	10500.	101	38558	No
159	GOM_NL__2PRFIN20090715_184840_000000412080_00428_38558_0761.N1	15-JUL-2009 18:48:40	Bright	41.000	89	5Alp Cep	2.4510	8000.0	82	38558	No
160	GOM_NL__2PRFIN20090715_185607_000000742080_00428_38558_0762.N1	15-JUL-2009 18:56:07	Bright	74.000	74	11Bet Cas	2.2680	6600.0	148	38558	No

161	GOM_NL__2PRFIN20090715_185803_000000522080_00428_38558_0763.N1	15-JUL-2009 18:58:03	Bright	52.000	68	18Alp Cas	2.2250	4500.0	104	38558	No
162	GOM_NL__2PRFIN20090715_190231_000000522080_00428_38558_0764.N1	15-JUL-2009 19:02:31	Bright	52.000	160	23Gam Per	2.9300	4700.0	104	38558	No
163	GOM_NL__2PRFIN20090715_190351_000000442080_00428_38558_0765.N1	15-JUL-2009 19:03:51	Bright	43.500	35	33Alp Per	1.7950	6250.0	87	38558	No
164	GOM_NL__2PRFIN20090715_190648_000000512080_00428_38558_0766.N1	15-JUL-2009 19:06:48	Bright	50.500	79	26Bet Per	2.3100	13100.	101	38558	No
165	GOM_NL__2PRFIN20090715_191214_000000452080_00428_38558_0767.N1	15-JUL-2009 19:12:14	Twilight	44.500	146	25Eta Tau	2.8730	15200.	89	38558	No
166	GOM_NL__2PRFIN20090715_192009_000000592080_00428_38558_0768.N1	15-JUL-2009 19:20:09	Dark	58.500	94	92Alp Cet	2.5260	3100.0	117	38558	No
167	GOM_NL__2PRFIN20090715_194118_000000542080_00429_38559_0768.N1	15-JUL-2009 19:41:18	Dark	54.000	84	Alp Phe	2.3970	4500.0	108	38559	No
168	GOM_NL__2PRFIN20090715_194706_000000612080_00429_38559_0769.N1	15-JUL-2009 19:47:06	Straylight	61.000	63	Bet Gru	2.1500	2800.0	122	38559	No
169	GOM_NL__2PRFIN20090715_194842_000000522080_00429_38559_0770.N1	15-JUL-2009 19:48:42	Straylight	52.000	31	Alp Gru	1.7340	15200.	104	38559	No
170	GOM_NL__2PRFIN20090715_195155_000000522080_00429_38559_0771.N1	15-JUL-2009 19:51:55	Straylight	51.500	172	Gam Gru	3.0030	13100.	103	38559	No
171	GOM_NL__2PRFIN20090715_201052_000000472080_00429_38559_0772.N1	15-JUL-2009 20:10:52	Bright	47.000	11	53Alp Aql	0.76500	8000.0	94	38559	No
172	GOM_NL__2PRFIN20090715_202204_000000592080_00429_38559_0773.N1	15-JUL-2009 20:22:04	Bright	59.000	144	18Del Cyg	2.8600	11000.	118	38559	No
173	GOM_NL__2PRFIN20090715_202425_000000522080_00429_38559_0774.N1	15-JUL-2009 20:24:25	Bright	52.000	19	50Alp Cyg	1.2460	10500.	104	38559	No
174	GOM_NL__2PRFIN20090715_202916_000000452080_00429_38559_0775.N1	15-JUL-2009 20:29:16	Bright	45.000	89	5Alp Cep	2.4510	8000.0	90	38559	No
175	GOM_NL__2PRFIN20090715_203642_000000742080_00429_38559_0776.N1	15-JUL-2009 20:36:42	Bright	74.000	74	11Bet Cas	2.2680	6600.0	148	38559	No
176	GOM_NL__2PRFIN20090715_203838_000000742080_00429_38559_0777.N1	15-JUL-2009 20:38:38	Bright	74.000	68	18Alp Cas	2.2250	4500.0	148	38559	No
177	GOM_NL__2PRFIN20090715_204306_000000412080_00429_38559_0778.N1	15-JUL-2009 20:43:06	Bright	41.000	160	23Gam Per	2.9300	4700.0	82	38559	No
178	GOM_NL__2PRFIN20090715_204427_000000422080_00429_38559_0779.N1	15-JUL-2009 20:44:27	Bright	42.000	35	33Alp Per	1.7950	6250.0	84	38559	No
179	GOM_NL__2PRFIN20090715_204723_000000502080_00429_38559_0780.N1	15-JUL-2009 20:47:23	Bright	50.000	79	26Bet Per	2.3100	13100.	100	38559	No
180	GOM_NL__2PRFIN20090715_205250_000000432080_00429_38559_0781.N1	15-JUL-2009 20:52:50	Twilight	42.500	146	25Eta Tau	2.8730	15200.	85	38559	No
181	GOM_NL__2PRFIN20090715_210046_000000612080_00429_38559_0782.N1	15-JUL-2009 21:00:46	Dark	60.500	94	92Alp Cet	2.5260	3100.0	121	38559	No
182	GOM_NL__2PRFIN20090715_212155_000000542080_00430_38560_0787.N1	15-JUL-2009 21:21:55	Dark	53.500	84	Alp Phe	2.3970	4500.0	107	38560	No
183	GOM_NL__2PRFIN20090715_212743_000000652080_00430_38560_0788.N1	15-JUL-2009 21:27:43	Straylight	64.500	63	Bet Gru	2.1500	2800.0	129	38560	No
184	GOM_NL__2PRFIN20090715_212919_000000592080_00430_38560_0789.N1	15-JUL-2009 21:29:19	Straylight	58.500	31	Alp Gru	1.7340	15200.	117	38560	No
185	GOM_NL__2PRFIN20090715_213232_000000532080_00430_38560_0790.N1	15-JUL-2009 21:32:32	Straylight	53.000	172	Gam Gru	3.0030	13100.	106	38560	No
186	GOM_NL__2PRFIN20090715_215128_000000492080_00430_38560_0791.N1	15-JUL-2009 21:51:28	Bright	48.500	11	53Alp Aql	0.76500	8000.0	97	38560	No
187	GOM_NL__2PRFIN20090715_220239_000000432080_00430_38560_0792.N1	15-JUL-2009 22:02:39	Bright	43.000	144	18Del Cyg	2.8600	11000.	86	38560	No
188	GOM_NL__2PRFIN20090715_220500_000000472080_00430_38560_0793.N1	15-JUL-2009 22:05:00	Bright	46.500	19	50Alp Cyg	1.2460	10500.	93	38560	No
189	GOM_NL__2PRFIN20090715_220951_000000402080_00430_38560_0794.N1	15-JUL-2009 22:09:51	Bright	40.000	89	5Alp Cep	2.4510	8000.0	80	38560	No
190	GOM_NL__2PRFIN20090715_221717_000000502080_00430_38560_0795.N1	15-JUL-2009 22:17:17	Bright	50.000	74	11Bet Cas	2.2680	6600.0	100	38560	No
191	GOM_NL__2PRFIN20090715_221913_000000562080_00430_38560_0796.N1	15-JUL-2009 22:19:13	Bright	55.500	68	18Alp Cas	2.2250	4500.0	111	38560	No
192	GOM_NL__2PRFIN20090715_222342_000000412080_00430_38560_0797.N1	15-JUL-2009 22:23:42	Bright	41.000	160	23Gam Per	2.9300	4700.0	82	38560	No
193	GOM_NL__2PRFIN20090715_222503_000000442080_00430_38560_0798.N1	15-JUL-2009 22:25:03	Bright	44.000	35	33Alp Per	1.7950	6250.0	88	38560	No
194	GOM_NL__2PRFIN20090715_222759_000000462080_00430_38560_0799.N1	15-JUL-2009 22:27:59	Bright	46.000	79	26Bet Per	2.3100	13100.	92	38560	No
195	GOM_NL__2PRFIN20090715_223326_000000422080_00430_38560_0800.N1	15-JUL-2009 22:33:26	Twilight	42.000	146	25Eta Tau	2.8730	15200.	84	38560	No
196	GOM_NL__2PRFIN20090715_224123_000000692080_00430_38560_0801.N1	15-JUL-2009 22:41:23	Dark	69.000	94	92Alp Cet	2.5260	3100.0	138	38560	No
197	GOM_NL__2PRFIN20090715_230232_000000562080_00431_38561_0802.N1	15-JUL-2009 23:02:32	Dark	56.000	84	Alp Phe	2.3970	4500.0	112	38561	No
198	GOM_NL__2PRFIN20090715_230819_000000572080_00431_38561_0803.N1	15-JUL-2009 23:08:19	Straylight	57.000	63	Bet Gru	2.1500	2800.0	114	38561	No
199	GOM_NL__2PRFIN20090715_230955_000000472080_00431_38561_0804.N1	15-JUL-2009 23:09:55	Straylight	47.000	31	Alp Gru	1.7340	15200.	94	38561	No
200	GOM_NL__2PRFIN20090715_231309_000000512080_00431_38561_0805.N1	15-JUL-2009 23:13:09	Straylight	50.500	172	Gam Gru	3.0030	13100.	101	38561	No
201	GOM_NL__2PRFIN20090715_233203_000000482080_00431_38561_0806.N1	15-JUL-2009 23:32:03	Bright	47.500	11	53Alp Aql	0.76500	8000.0	95	38561	No
202	GOM_NL__2PRFIN20090715_234315_000000442080_00431_38561_0807.N1	15-JUL-2009 23:43:15	Bright	43.500	144	18Del Cyg	2.8600	11000.	87	38561	No
203	GOM_NL__2PRFIN20090715_234535_000000502080_00431_38561_0808.N1	15-JUL-2009 23:45:35	Bright	49.500	19	50Alp Cyg	1.2460	10500.	99	38561	No
204	GOM_NL__2PRFIN20090715_235026_000000402080_00431_38561_0809.N1	15-JUL-2009 23:50:26	Bright	40.000	89	5Alp Cep	2.4510	8000.0	80	38561	No
205	GOM_NL__2PRFIN20090715_235752_000000502080_00431_38561_0810.N1	15-JUL-2009 23:57:52	Bright	49.500	74	11Bet Cas	2.2680	6600.0	99	38561	No
206	GOM_NL__2PRFIN20090715_235948_000000512080_00431_38561_0811.N1	15-JUL-2009 23:59:48	Bright	51.000	68	18Alp Cas	2.2250	4500.0	102	38561	No

3. Quality information per product

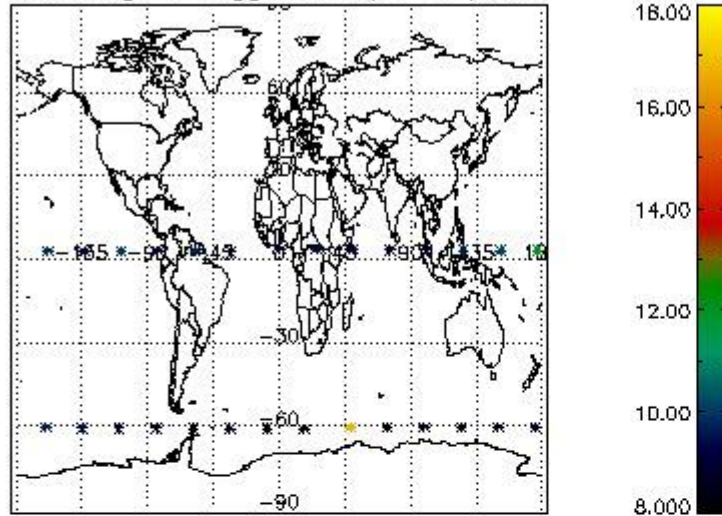
In this section it is plotted some information contained in the Quality Summary data set of the level 2 products. Only products in dark limb conditions and without errors (error flag in the MPH set to "0") are used.

3.1 Plot quality information per product (time dependant)

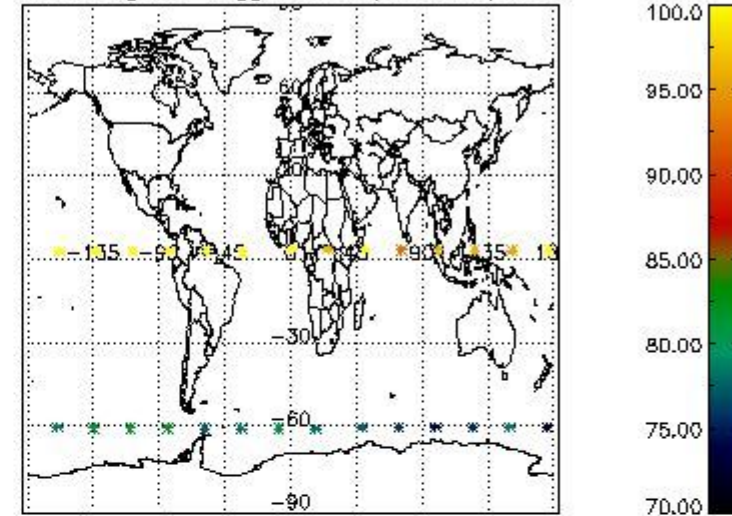


3.2 Plot quality information per product (world map)

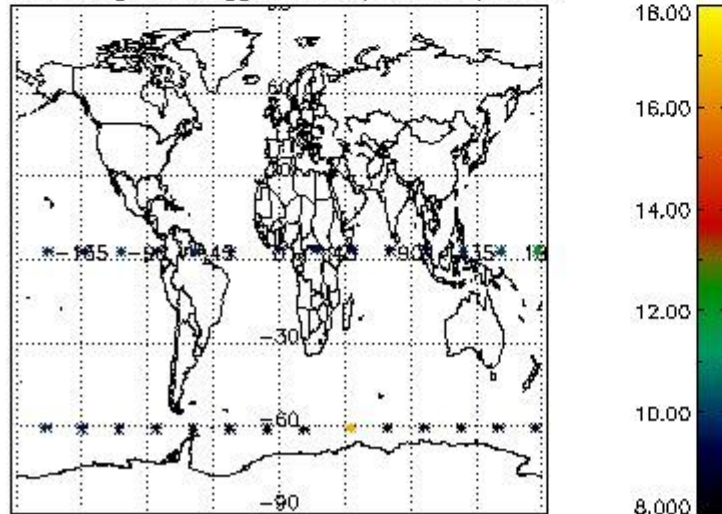
Percentage of flagged data per O3 profile



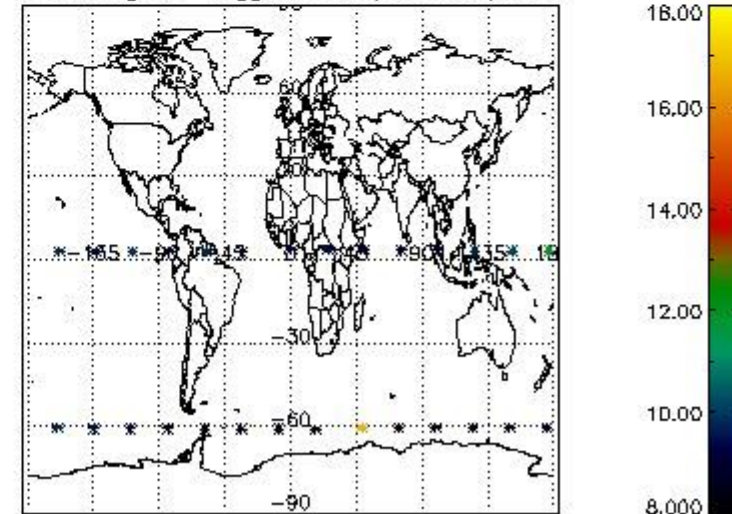
Percentage of flagged data per H2O profile



Percentage of flagged data per NO2 profile



Percentage of flagged data per NO3 profile

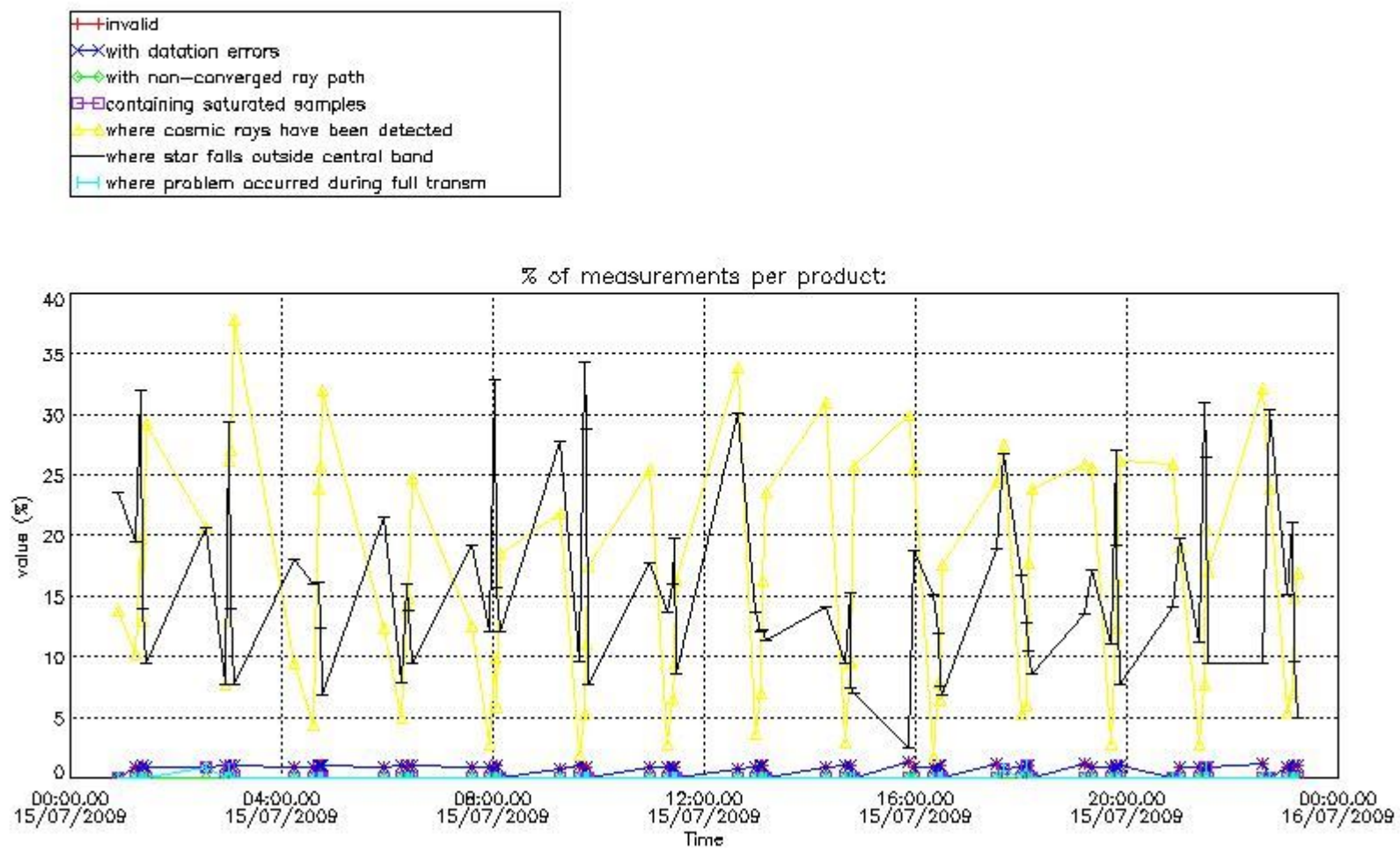


4. Level 1 quality information per product

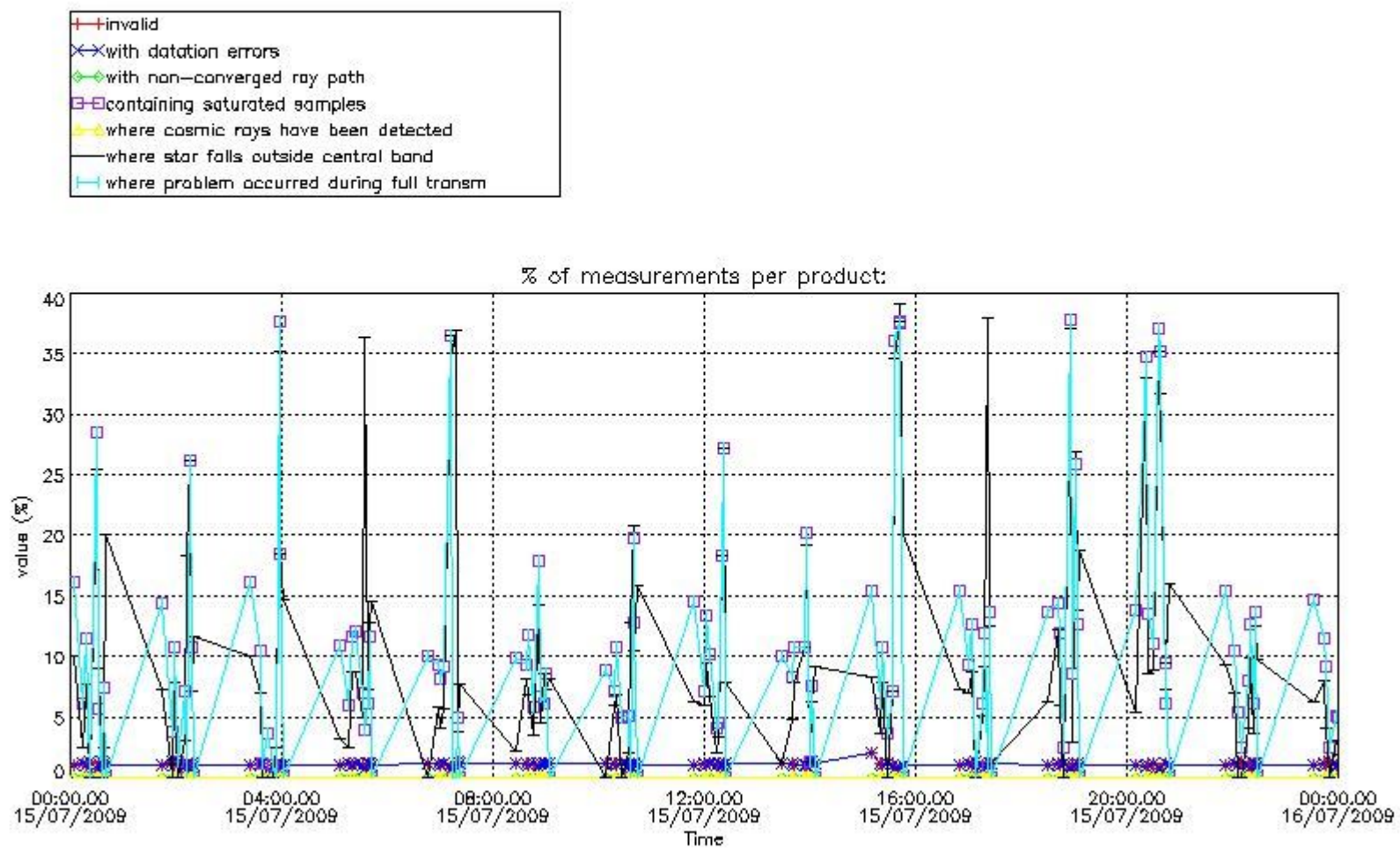
In this section it is plotted some information contained in the Quality Summary data set of the level 2 products that comes from the level 1b processing. Products without errors (error flag in the MPH set to "0") are used.

4.1 Plot quality information per product (time dependant) coming from level 1b processing

4.1.1 Plot level 1 quality information per product (time dependant): ENVISAT ASCENDING passes



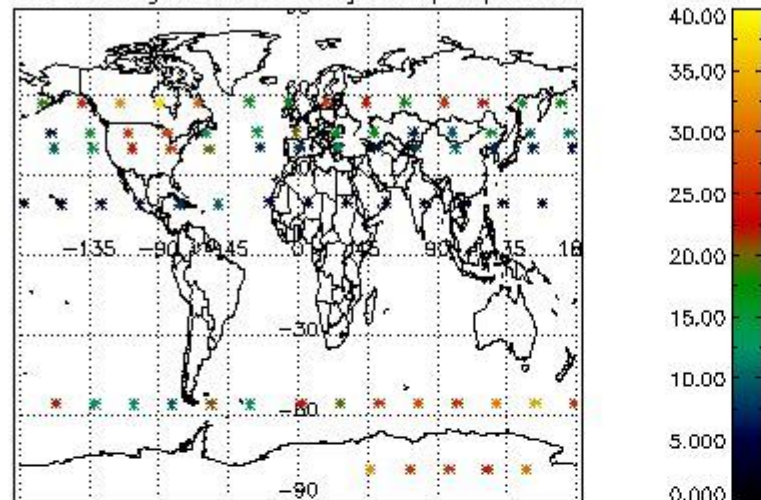
4.1.2 Plot level 1 quality information per product (time dependant): ENVI SAT DESCENDING passes



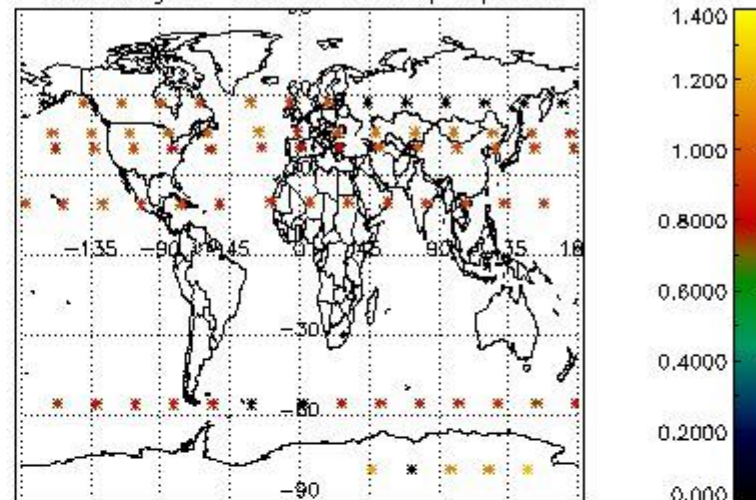
4.2 Plot quality information per product coming from level 1b processing (world map)

4.2.1 Plot level 1 quality information per product (world map): ENVISAT ASCENDING passes

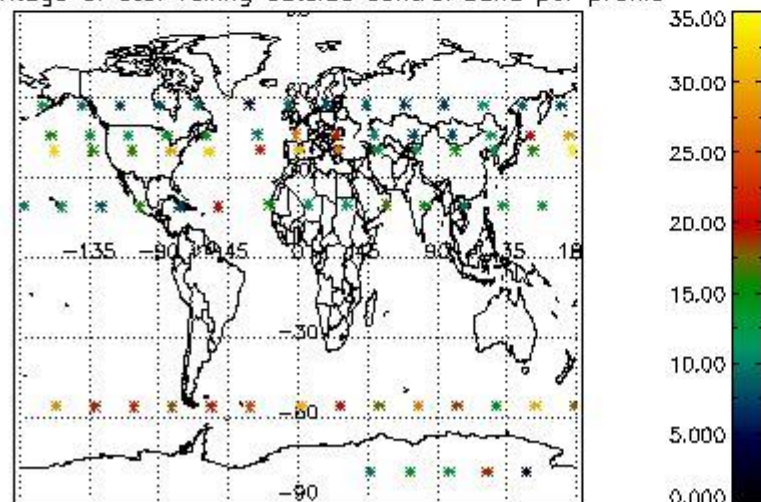
Percentage of cosmic ray hits per profile



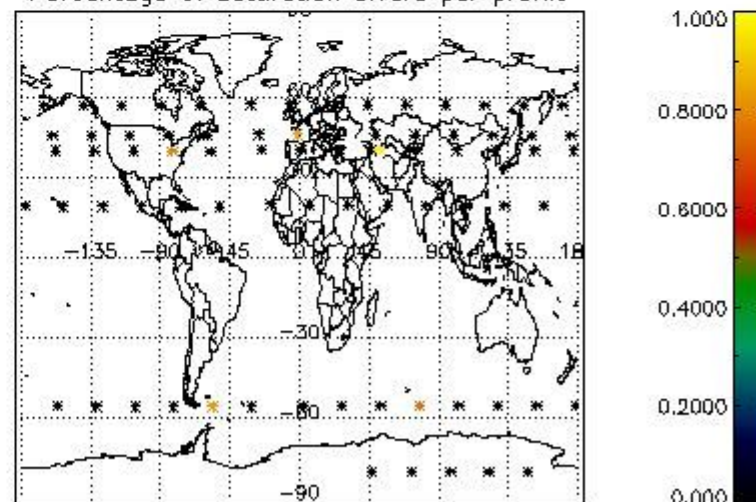
Percentage of datation errors per profile



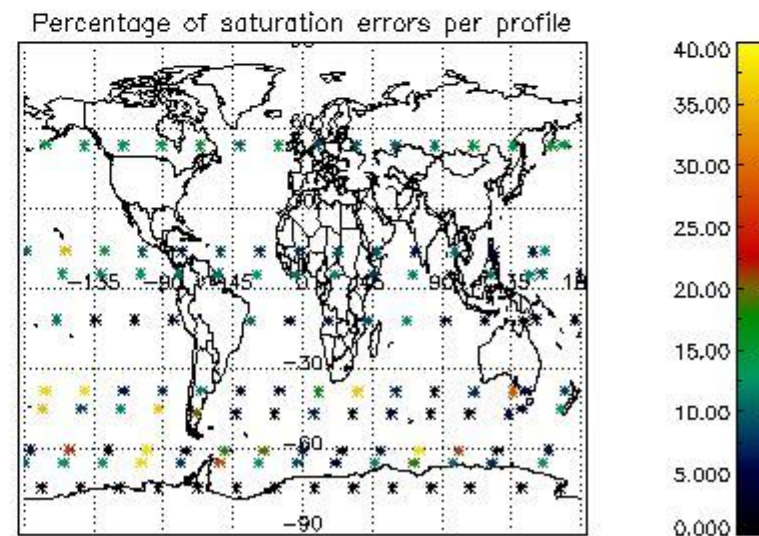
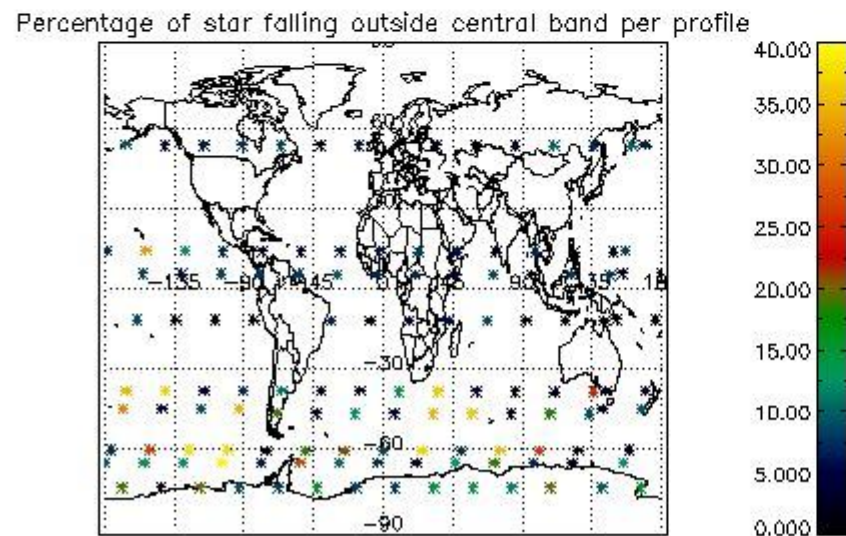
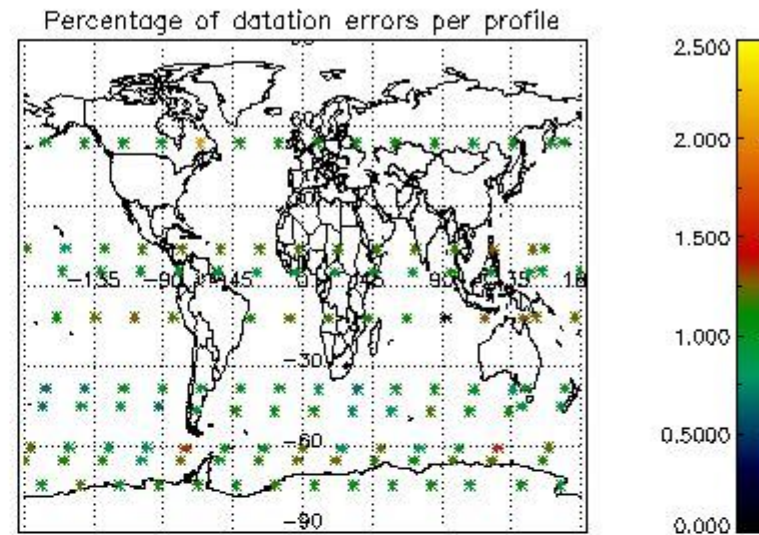
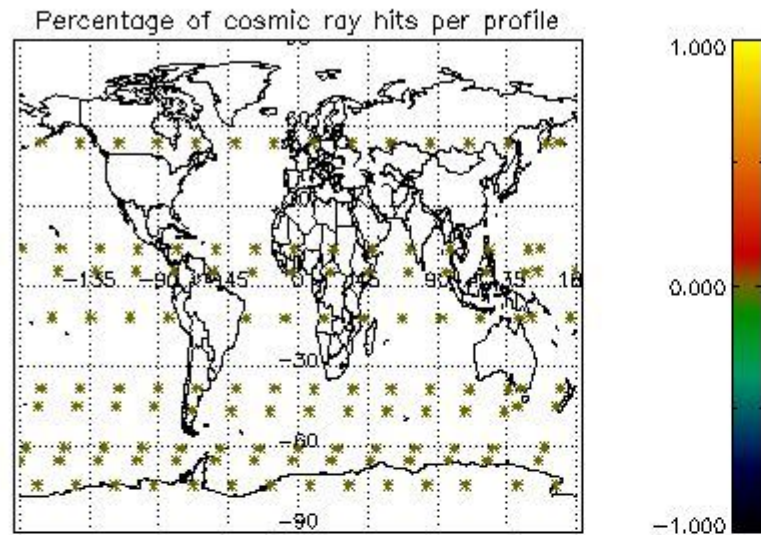
Percentage of star falling outside central band per profile



Percentage of saturation errors per profile



4.2.2 Plot level 1 quality information per product (world map): ENVISAT DESCENDING passes



5. Trace gas profiles

5.1 Ozone statistics based on quality of products

The final quality of the products can be "measured" using the STD (Standard Deviation) attached to every point profile. This information is written to the parameter GOM_NL__2P/NL_LOCAL_SPECIES_DENSITY/o3_std of the level 2 products. The table below shows the statistics for given STD ranges.

The statistics are given with respect to the overall valid production:

- Products without fatal errors: GOM_NL__2P/MPH/PRODUCT_ERR=0
- Valid point profile: GOM_NL__2P/NL_LOCAL_SPECIES_DENSITY/pcd(0)=0

The 'Criteria' is applied to valid points of dark limb products:

- Products in dark limb illumination condition: GOM_NL__2P/NL_SUMMARY_QUALITY/obs_ill_cond=0
- Products without fatal errors: GOM_NL__2P/MPH/PRODUCT_ERR=0
- Valid point profile: GOM_NL__2P/NL_LOCAL_SPECIES_DENSITY/pcd(0)=0

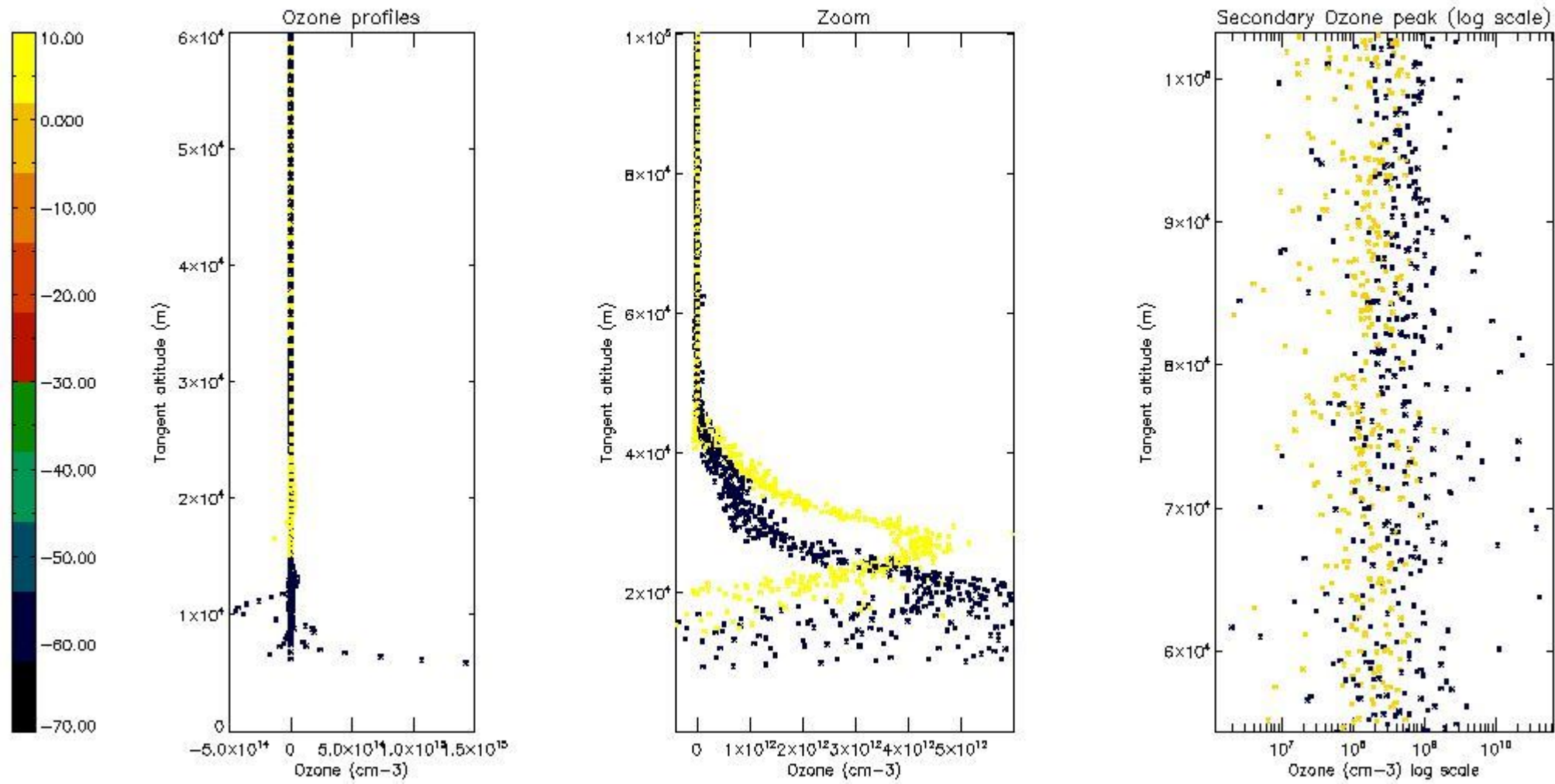
So, the table below shows the percentage of dark limb and valid observations for each criteria with respect to the overall valid daily observations.

Criteria	% of total production
All STD	16
STD < 20	4

STD < 10	2
STD < 5	0

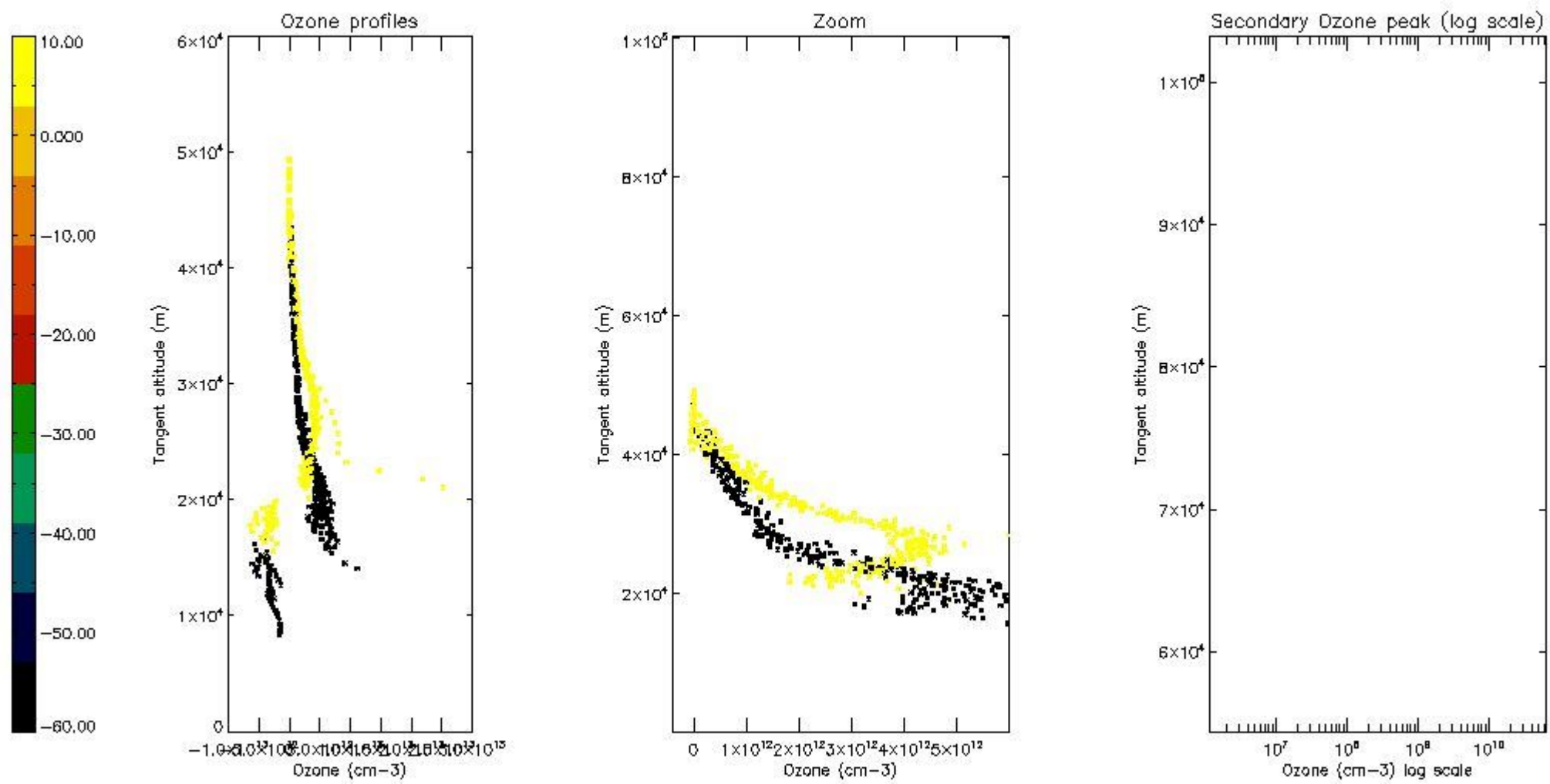
5.2 Plot ozone profiles for all STD (dark without errors)

The colorbar represents the latitude.



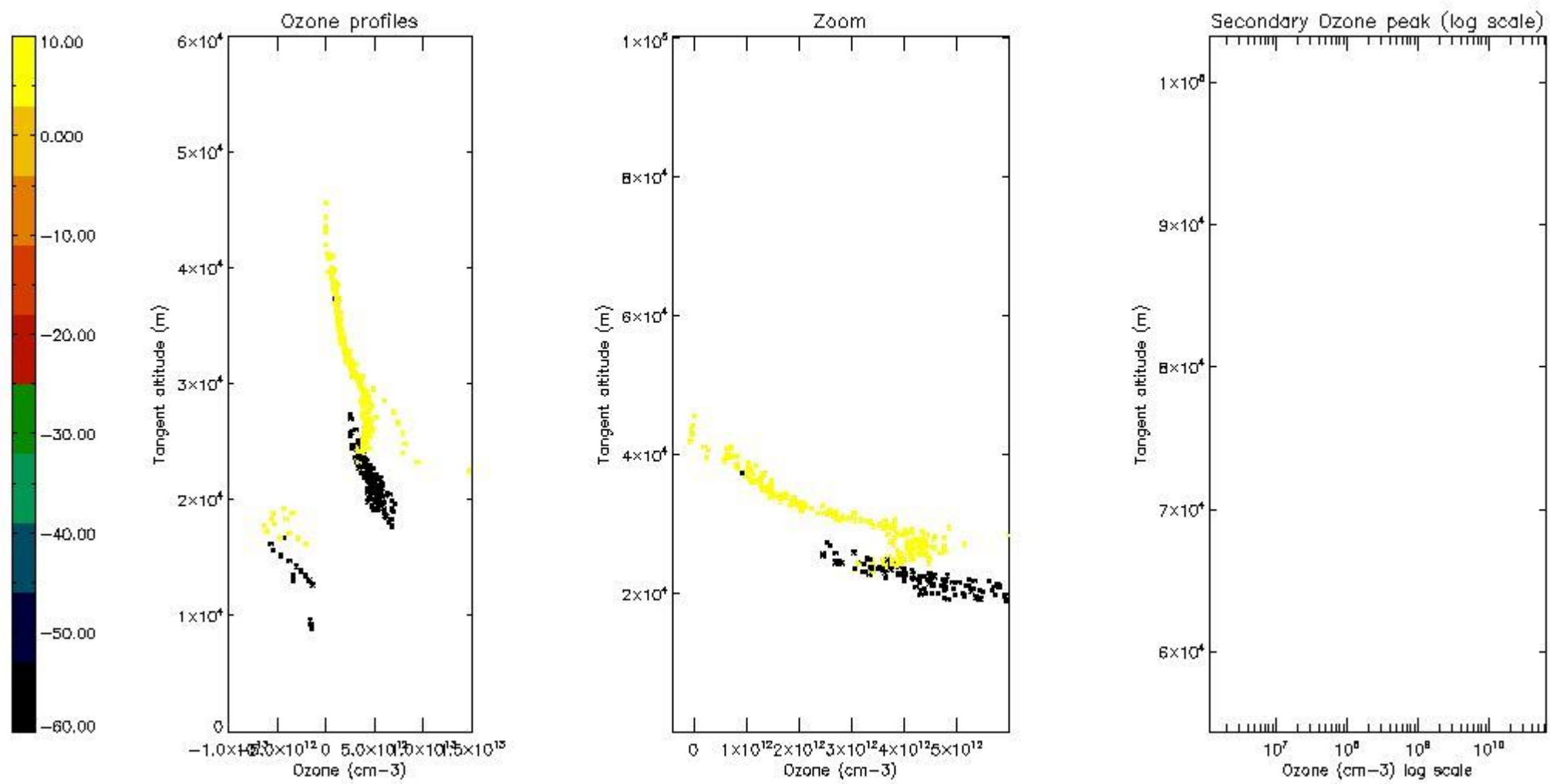
5.3 Plot ozone profiles where STD < 20% (dark without errors)

The colorbar represents the latitude.



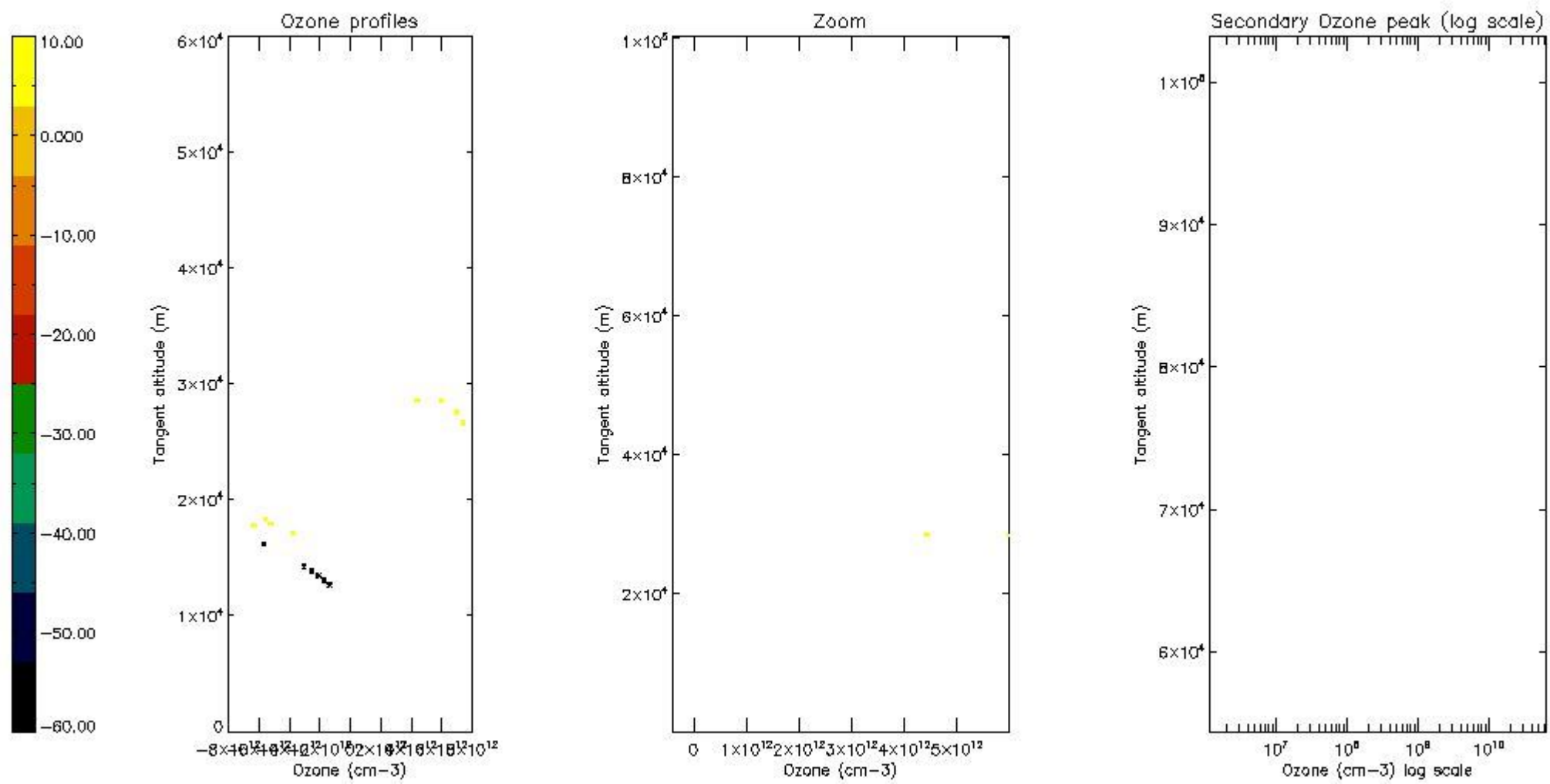
5.4 Plot ozone profiles where $STD < 10\%$ (dark without errors)

The colorbar represents the latitude.



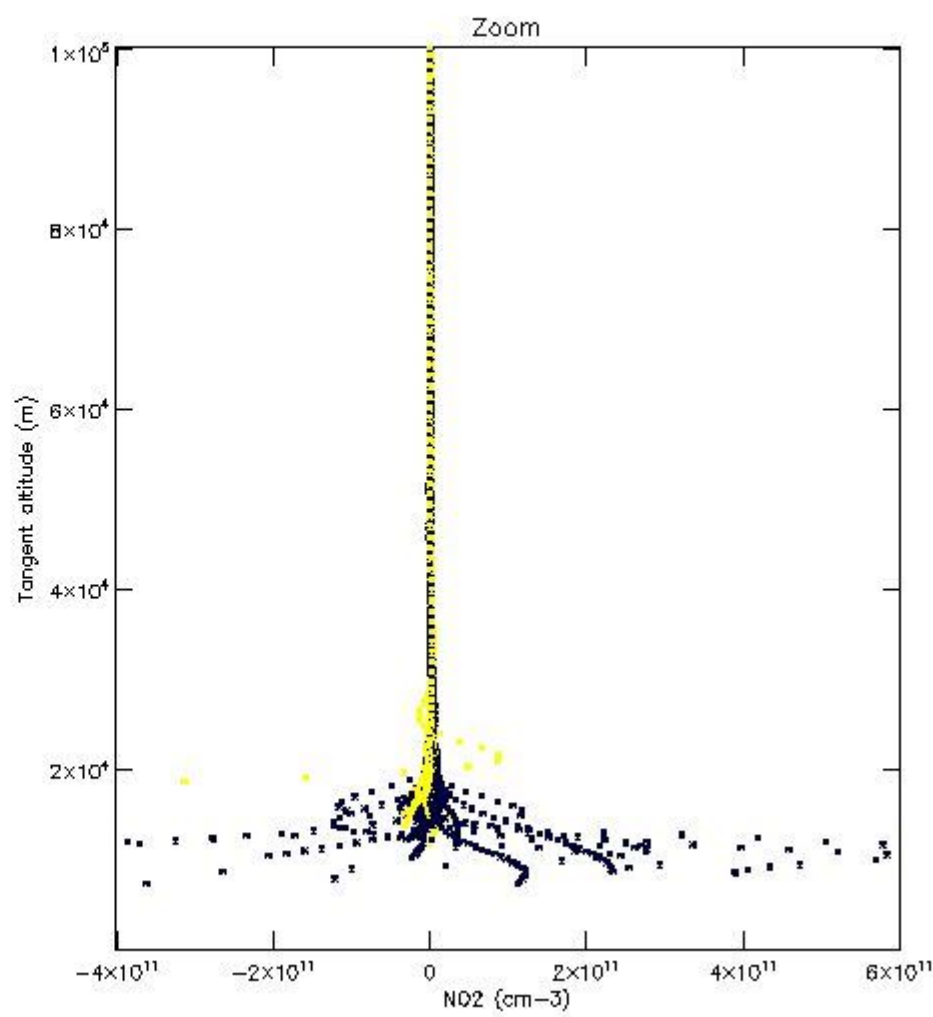
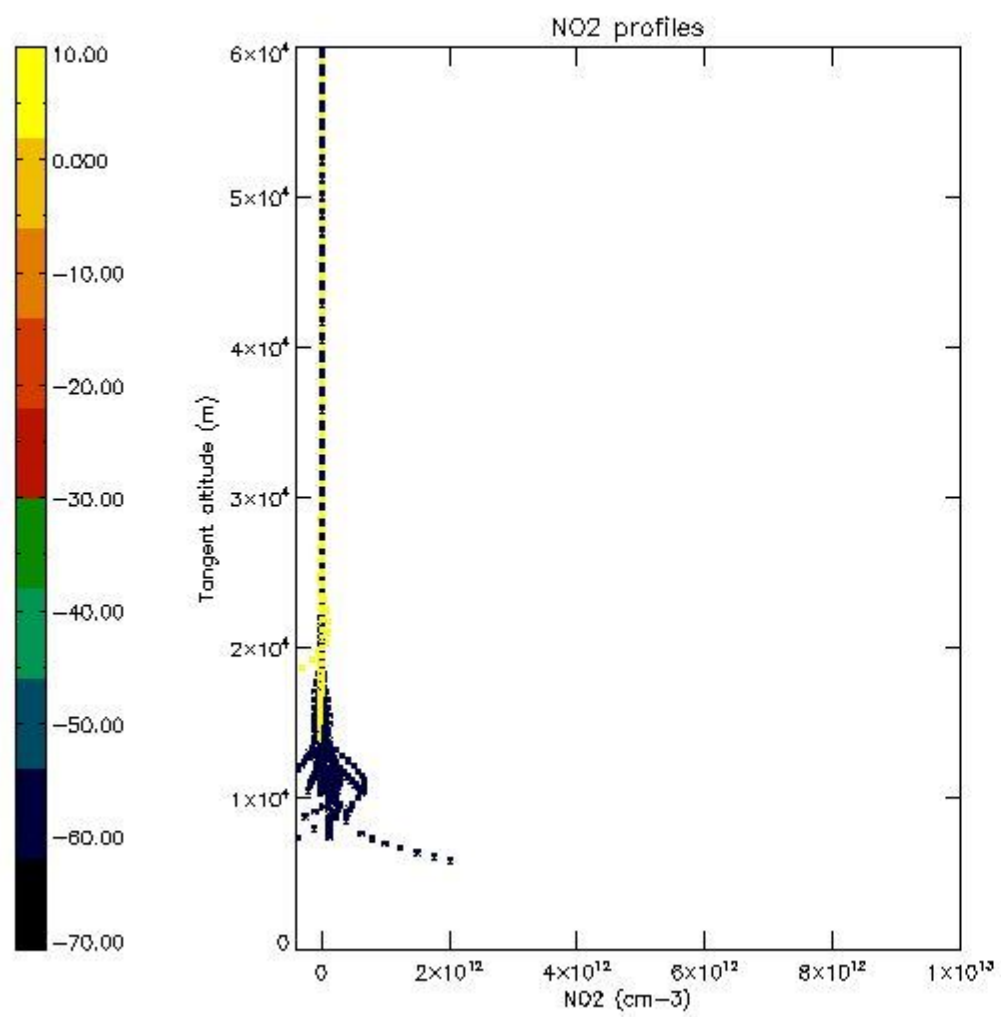
5.5 Plot ozone profiles where STD < 5% (dark without errors)

The colorbar represents the latitude.



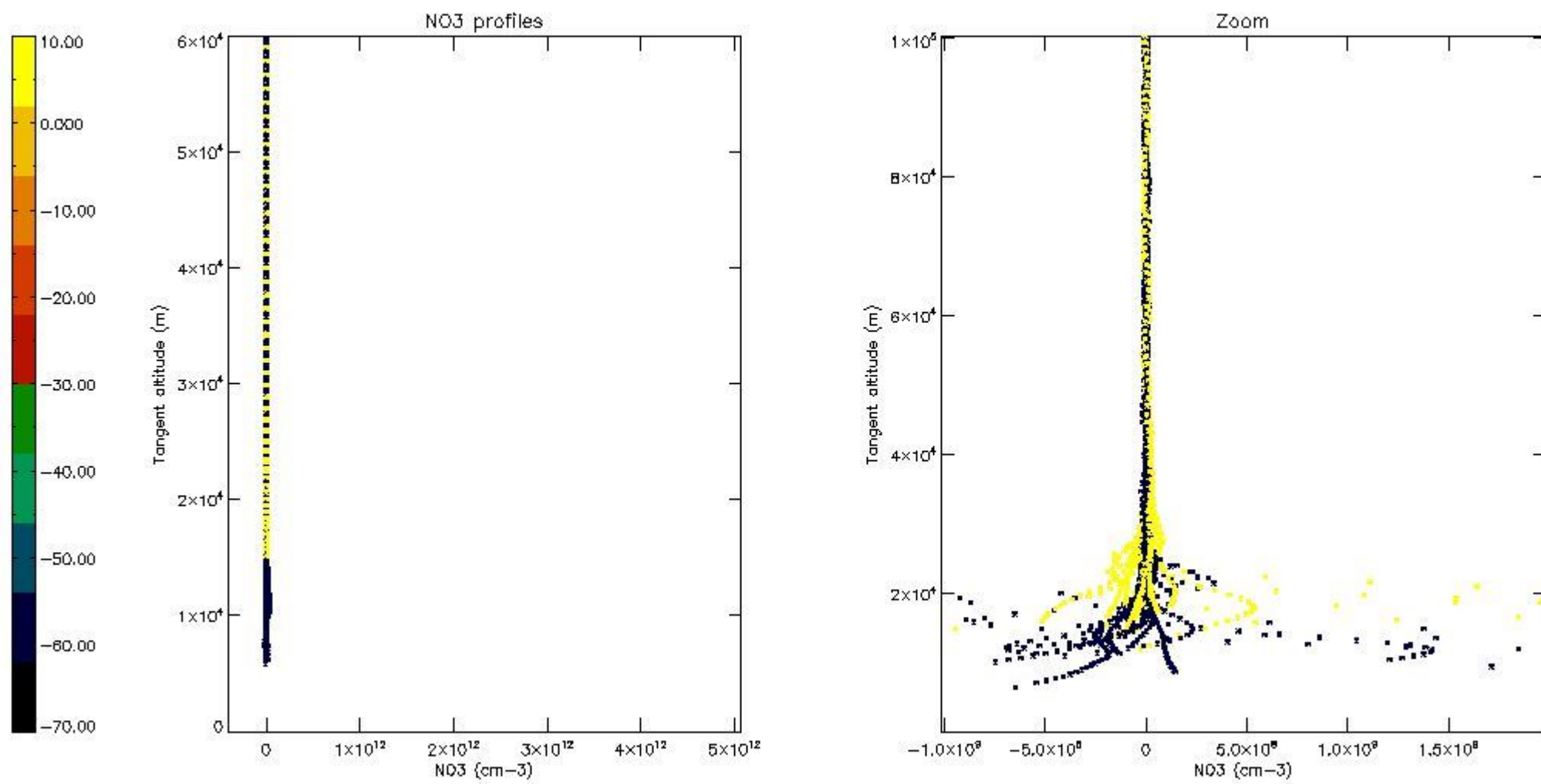
5.6 Plot NO₂ profiles for all STD (dark without errors)

The colorbar represents the latitude.



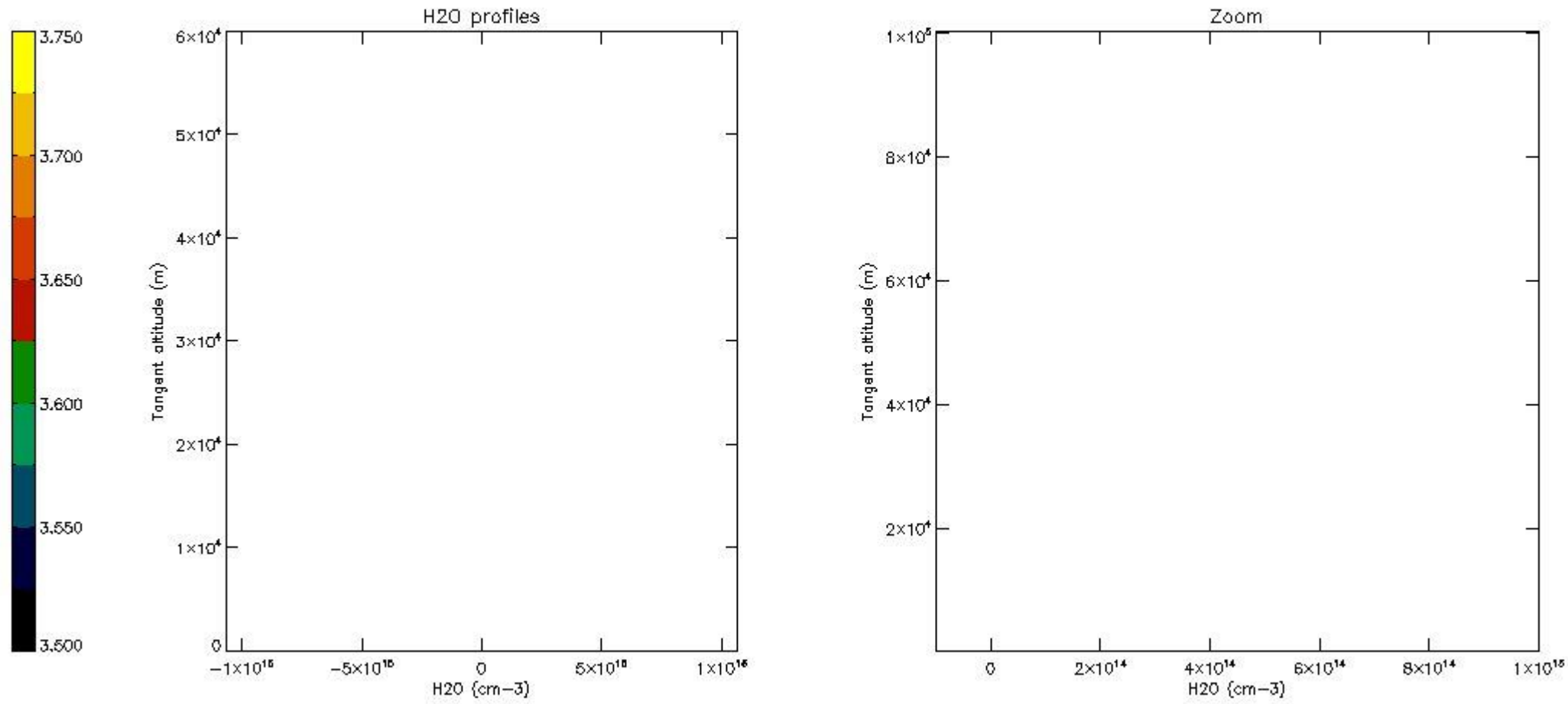
5.7 Plot NO3 profiles for all STD (dark without errors)

The colorbar represents the latitude.



5.8 Plot H₂O profiles for all STD (only for occultations of stars 1,2,3,4,13,14,16,26,63 dark without errors)

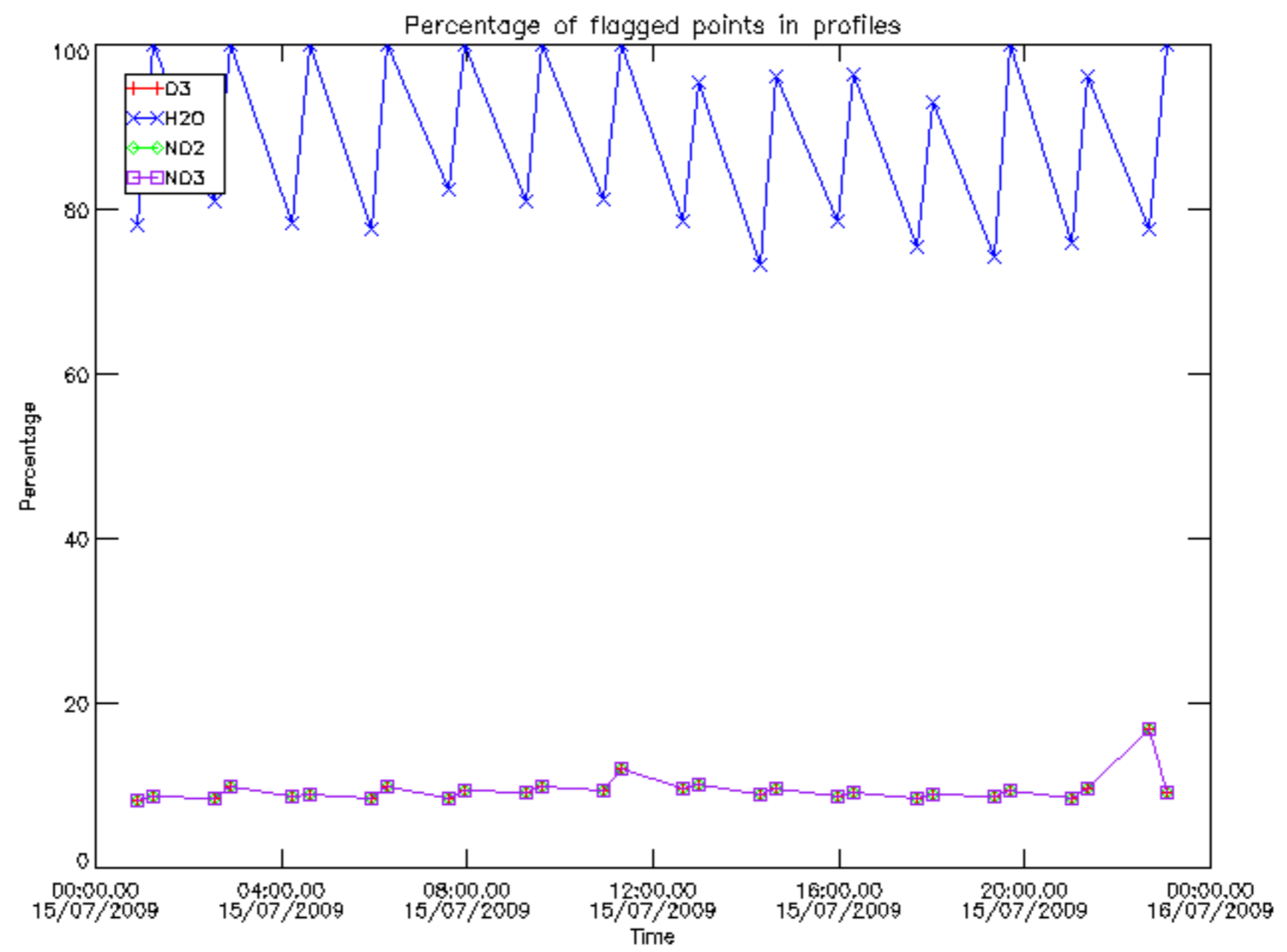
The colorbar represents the latitude.



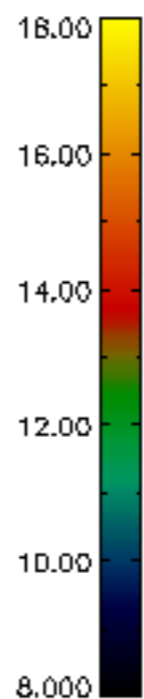
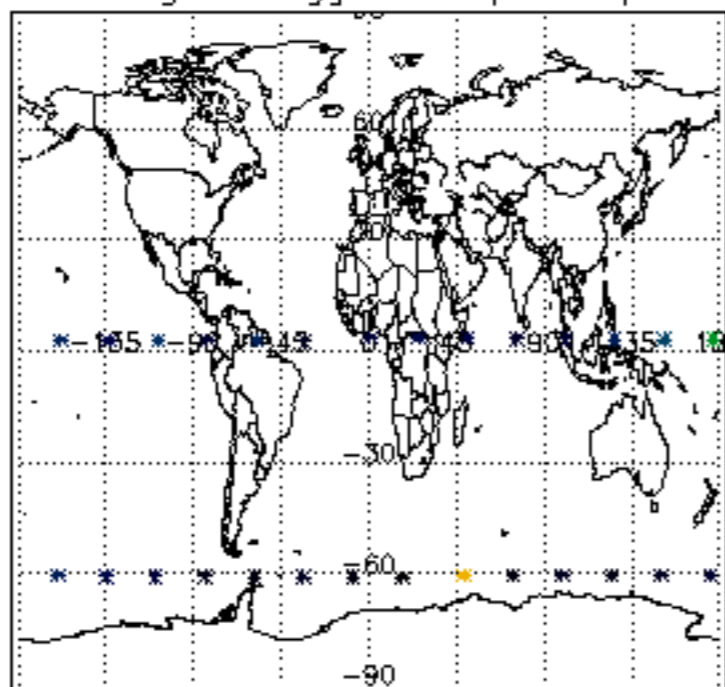
6. Auxiliary Data Files used for the production reported in section 2

The number reported in the third column indicates since which file (see list in section 2) the corresponding auxiliary file has been used. The fourth column is the date of those product files.

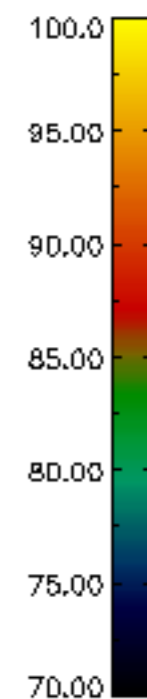
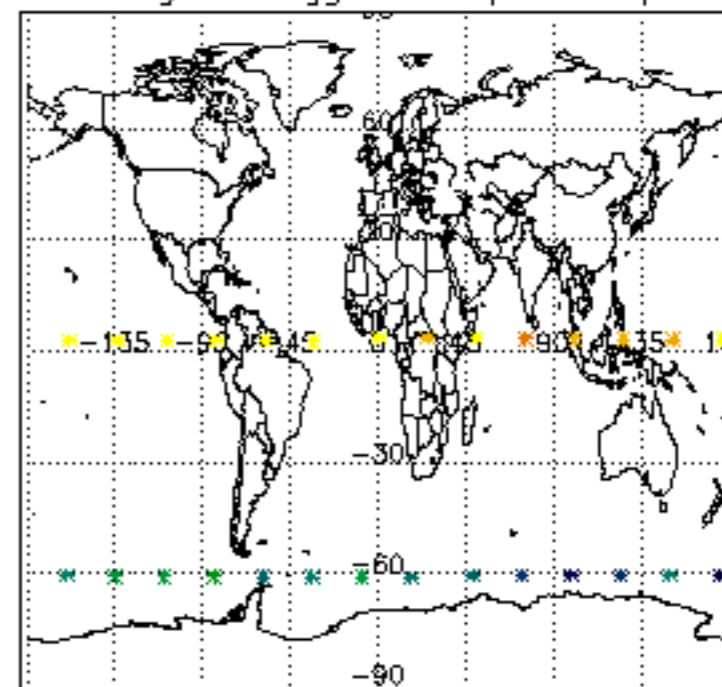
Type	Auxiliary Filename	Used since product	Used since product date
INST_PHYS_CHARACTERISTICS	GOM_INS_AXVIEC20091111_143220_20030716_120000_20500101_000000	1	15-JUL-2009 00:03:45
LEVEL-2_PROC_CONFIG	GOM_PR2_AXVIEC20091111_152718_20020301_000000_20500101_000000	1	15-JUL-2009 00:03:45
CROSS_SECTIONS_FILE	GOM_CRS_AXVIEC20091111_154832_20020301_000000_20500101_000000	1	15-JUL-2009 00:03:45



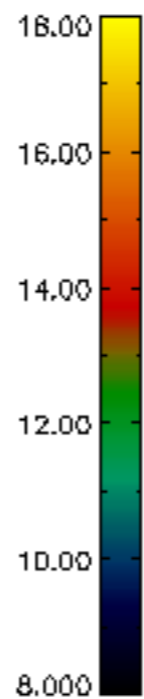
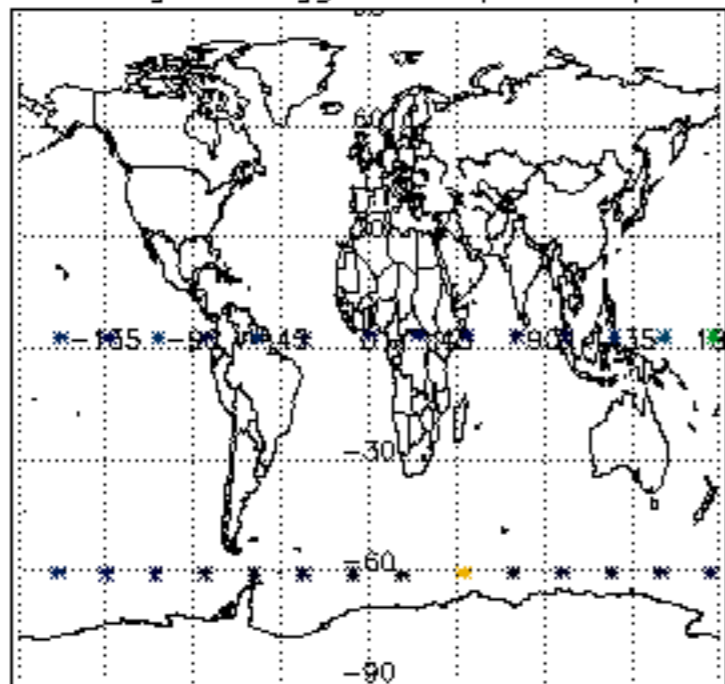
Percentage of flagged data per D3 profile



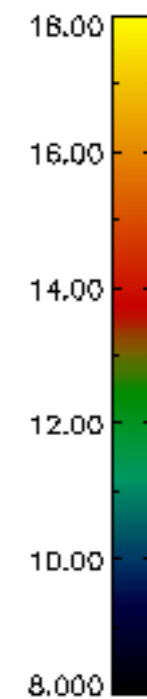
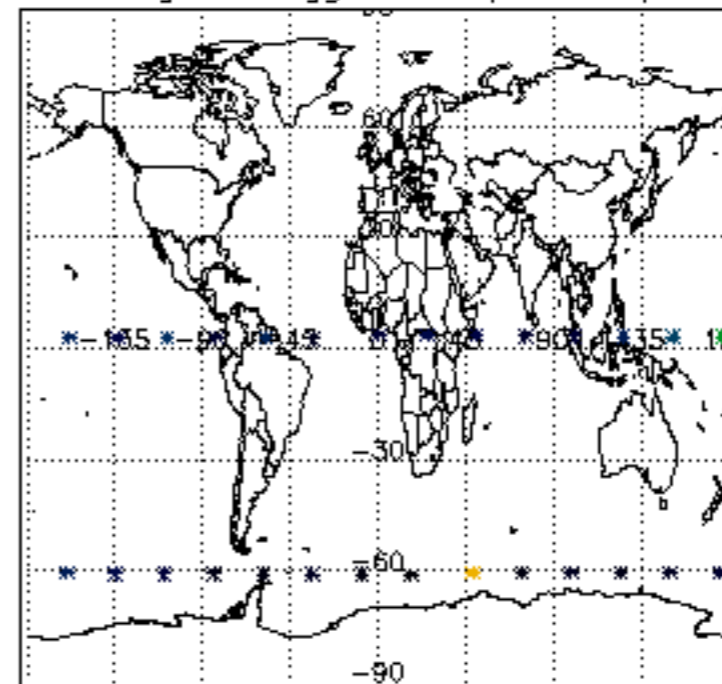
Percentage of flagged data per H2O profile

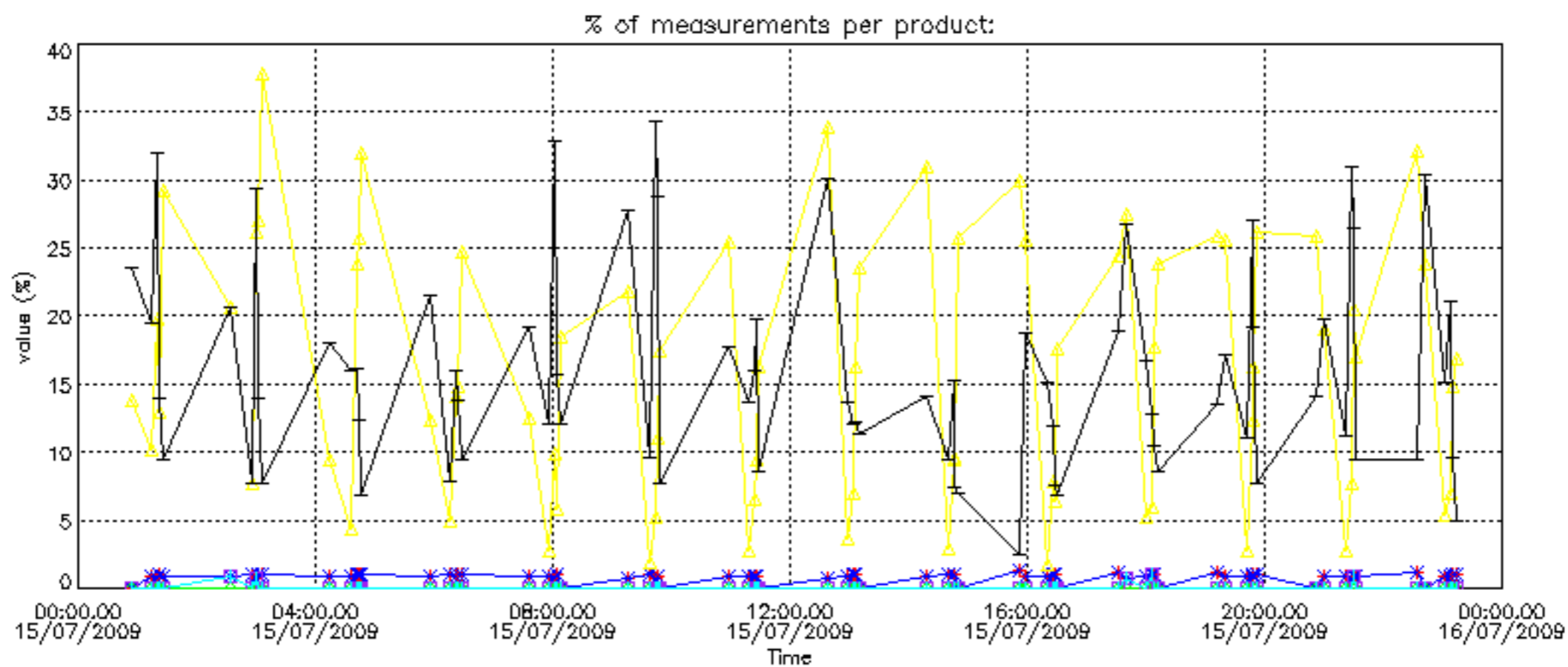


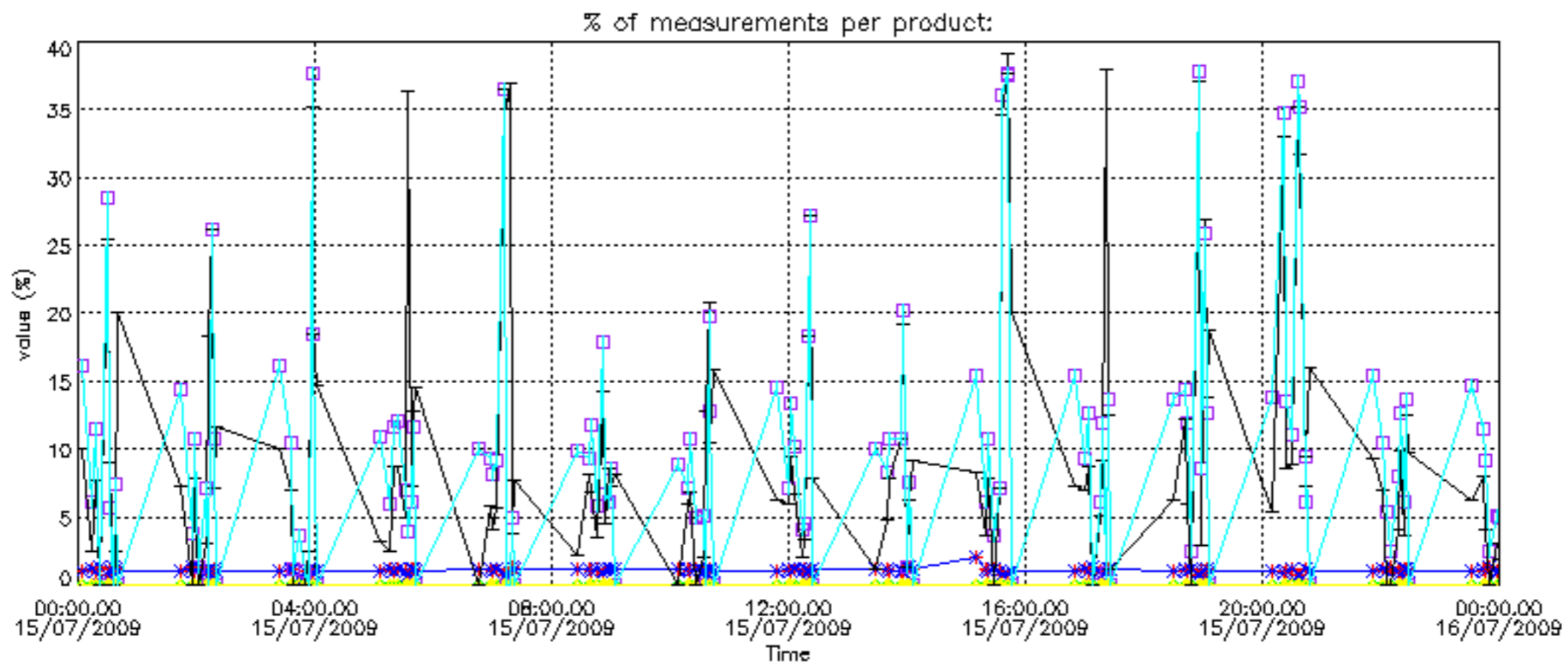
Percentage of flagged data per NO2 profile



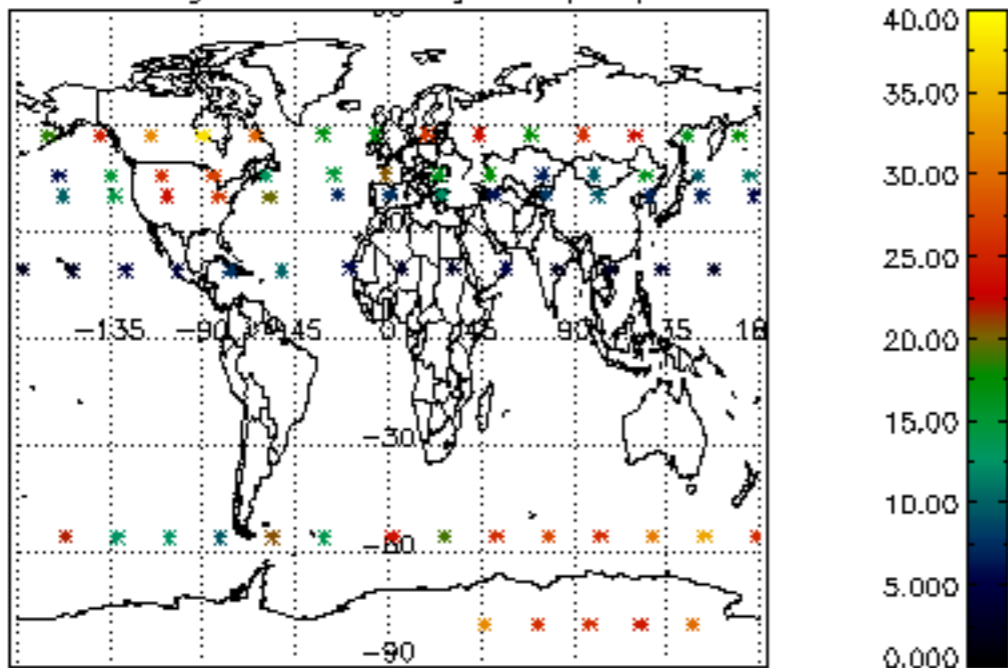
Percentage of flagged data per NO3 profile



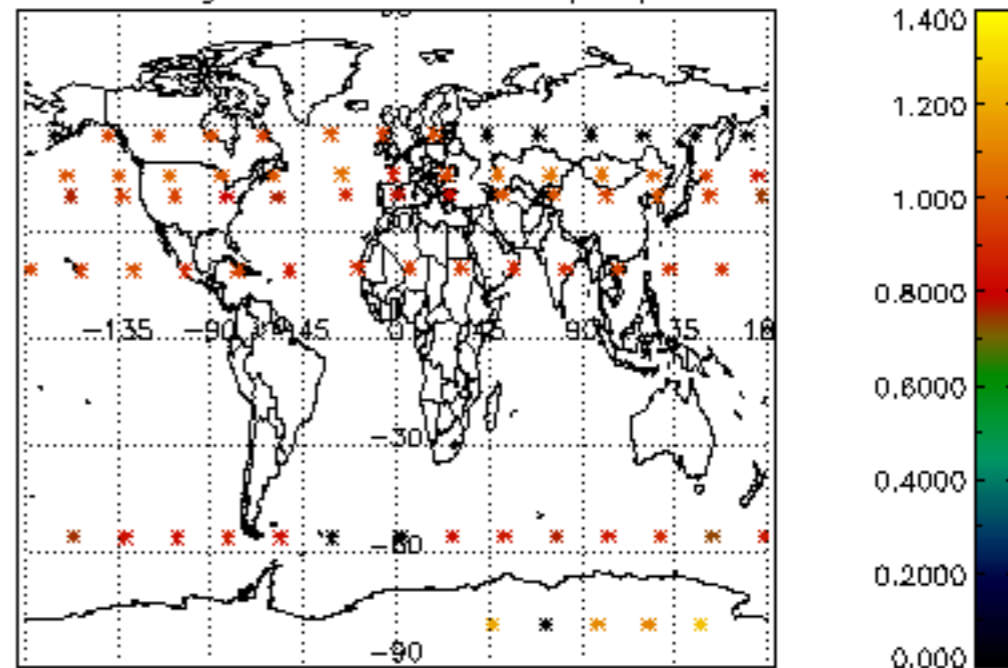




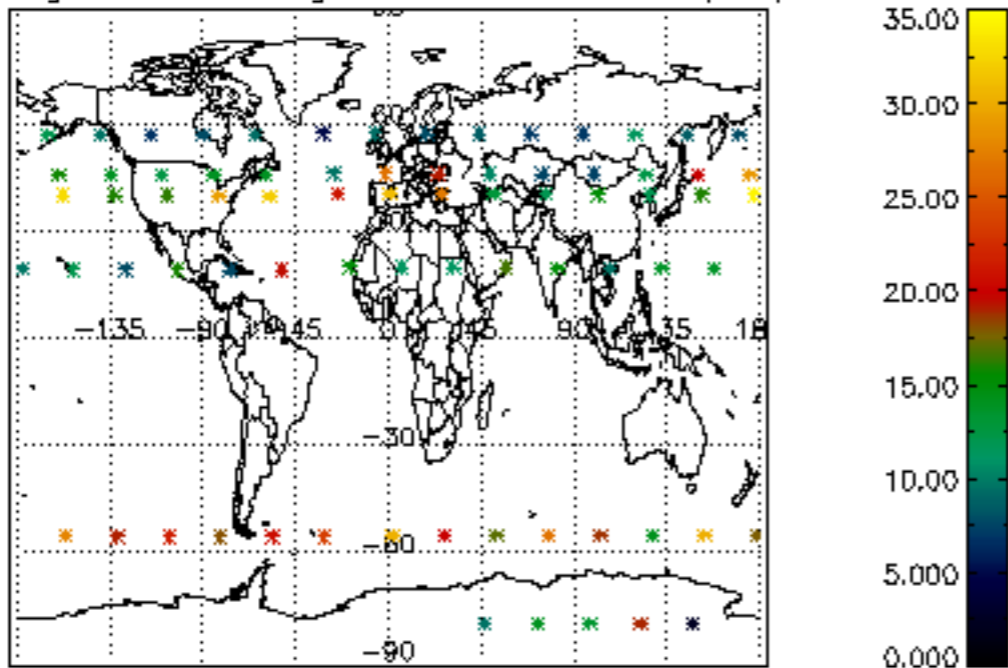
Percentage of cosmic ray hits per profile



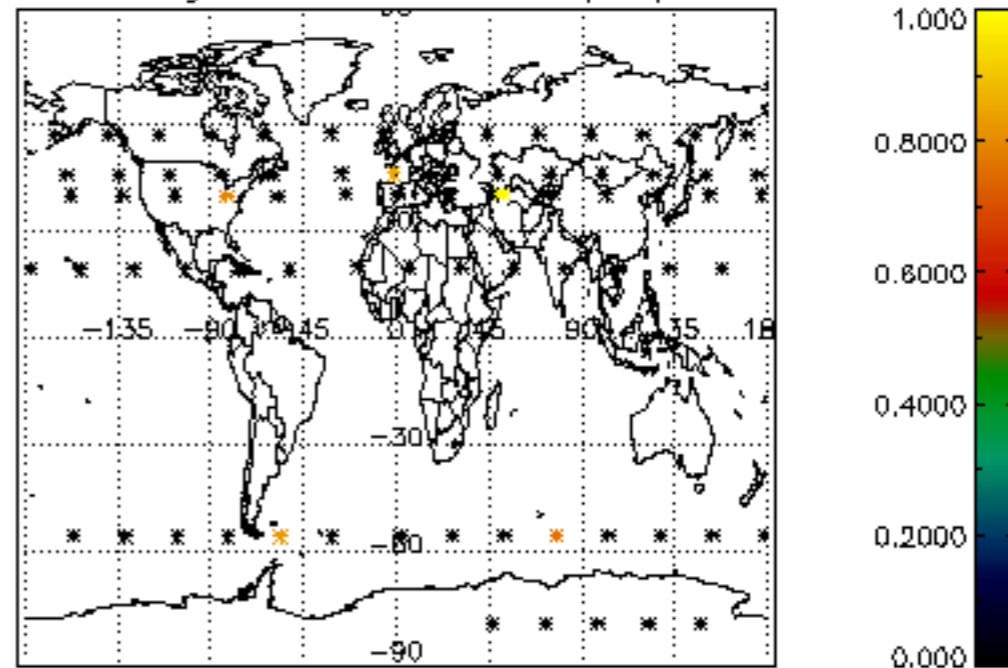
Percentage of datation errors per profile



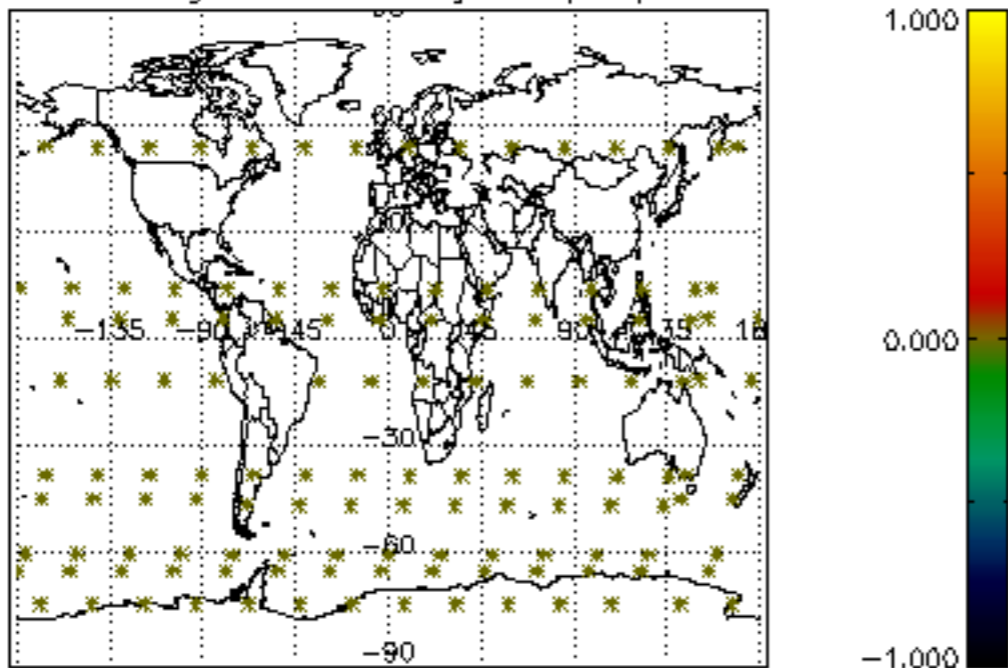
Percentage of star falling outside central band per profile



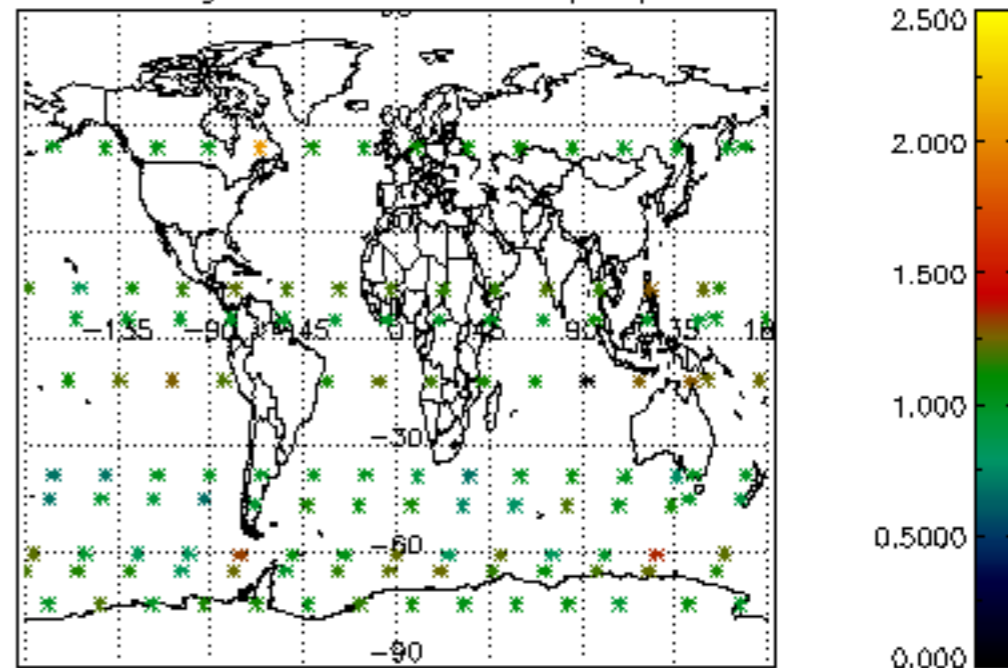
Percentage of saturation errors per profile



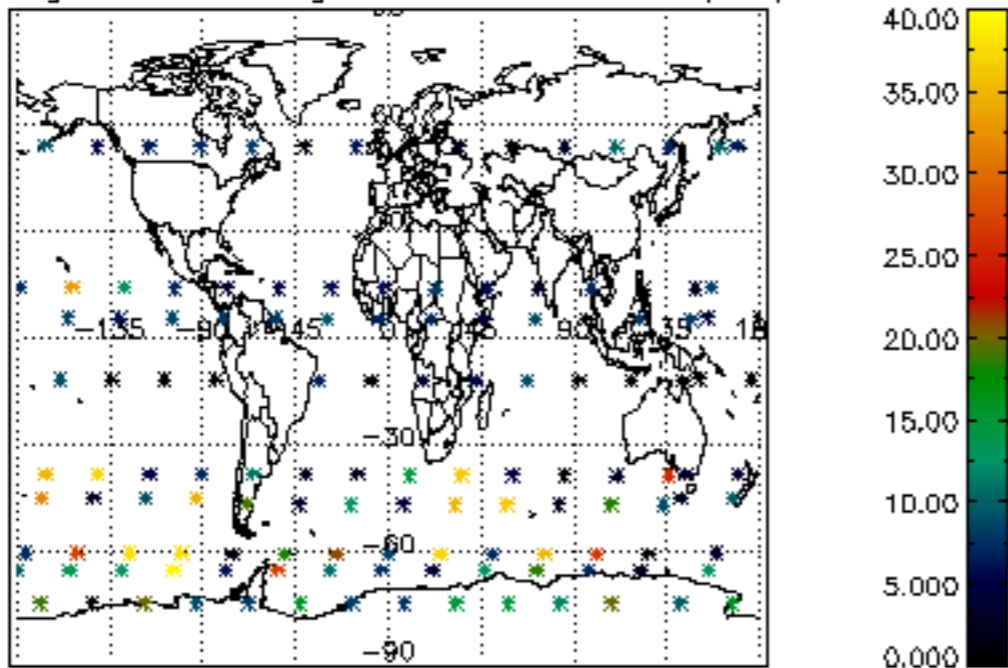
Percentage of cosmic ray hits per profile



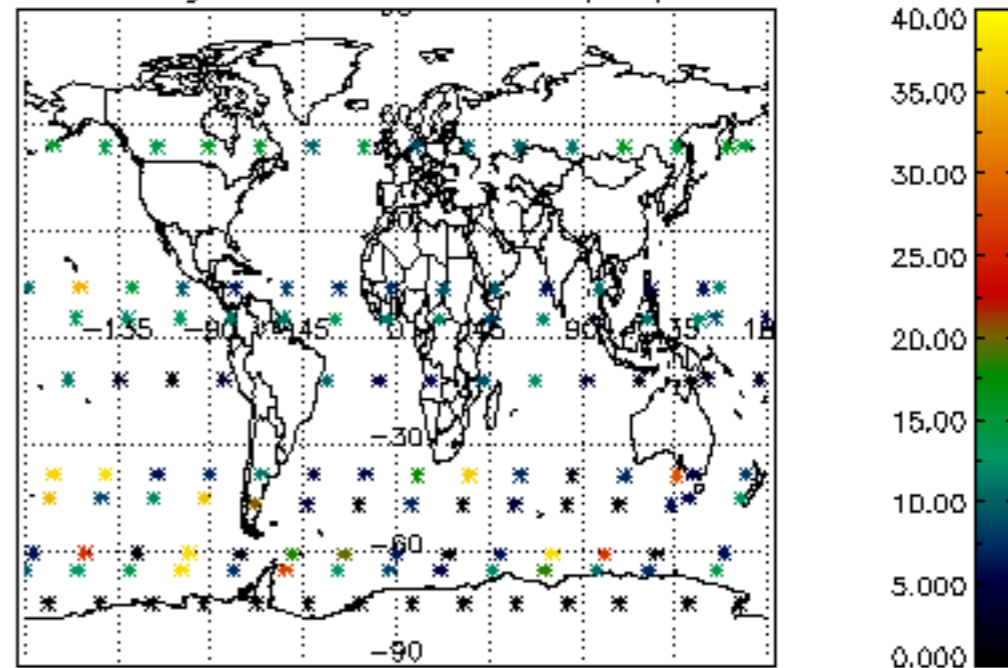
Percentage of datation errors per profile

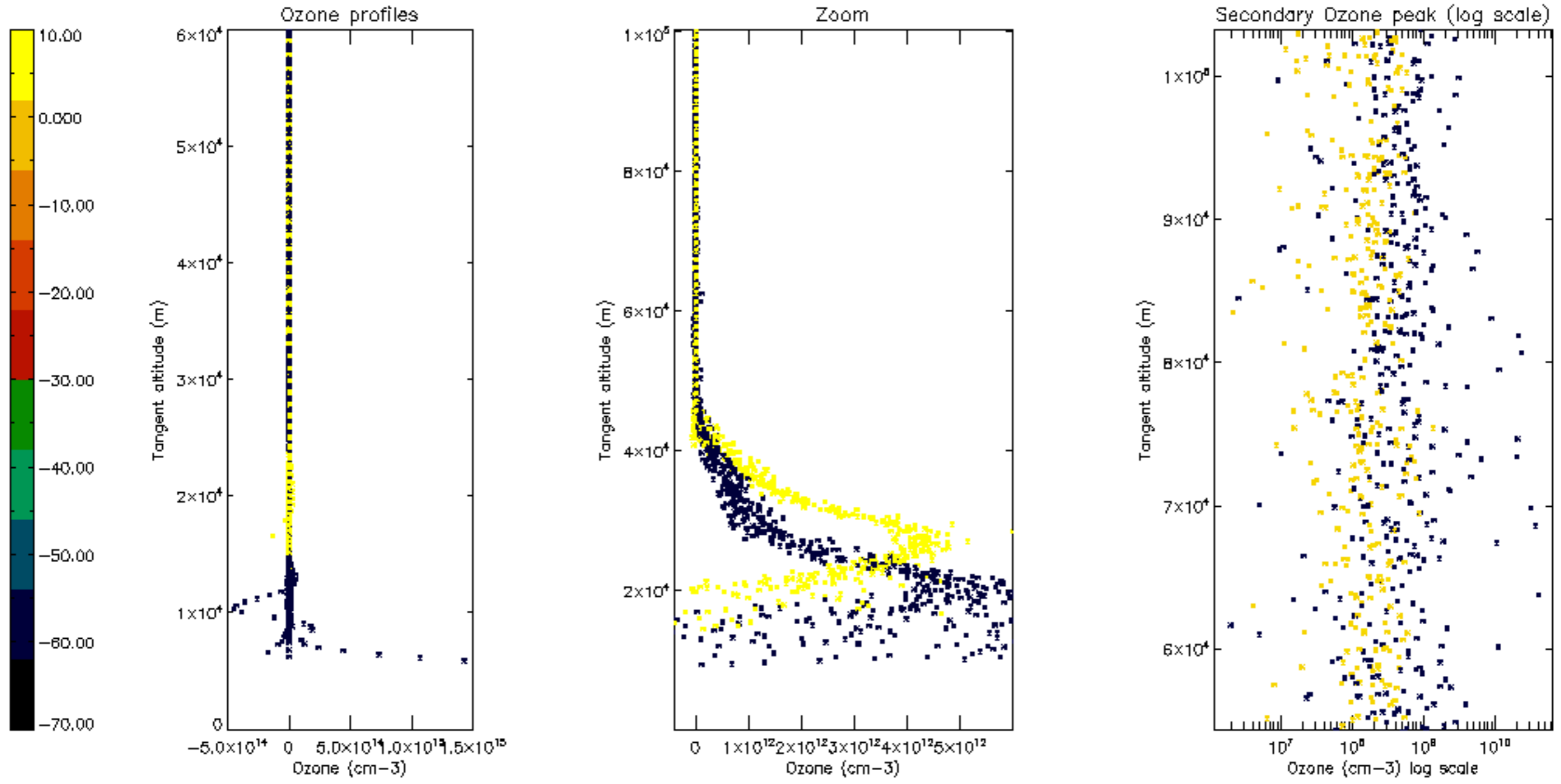


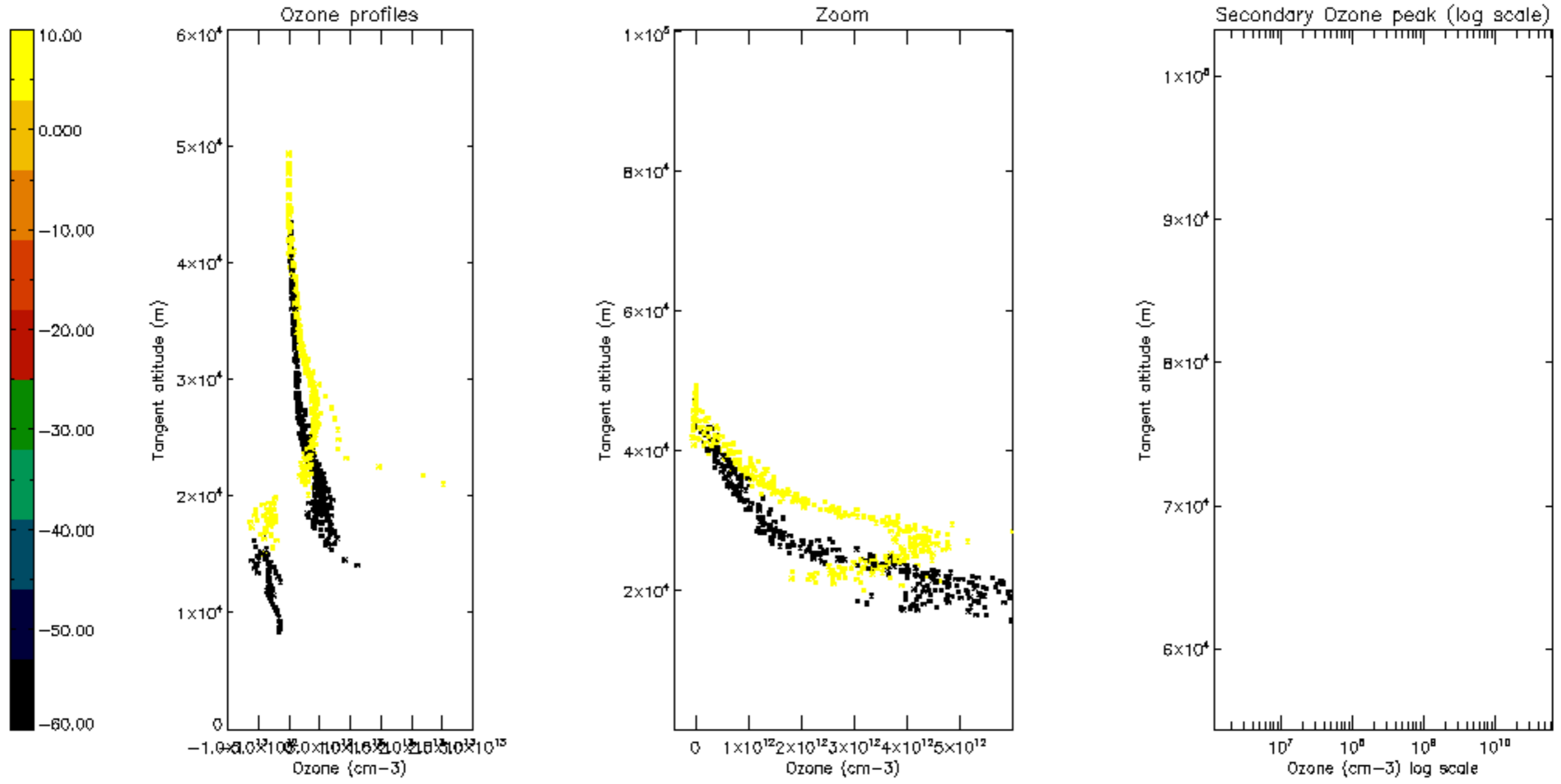
Percentage of star falling outside central band per profile

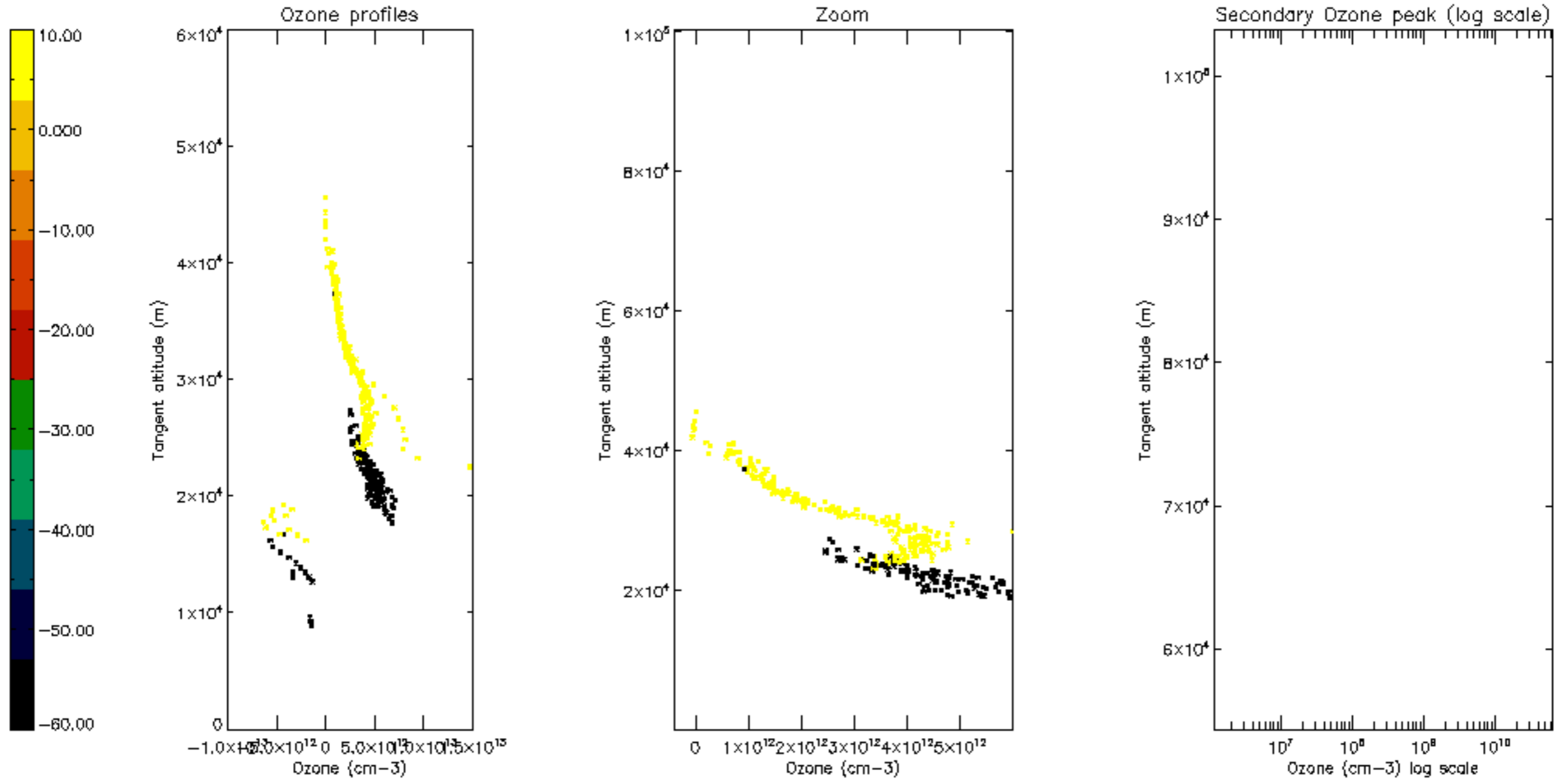


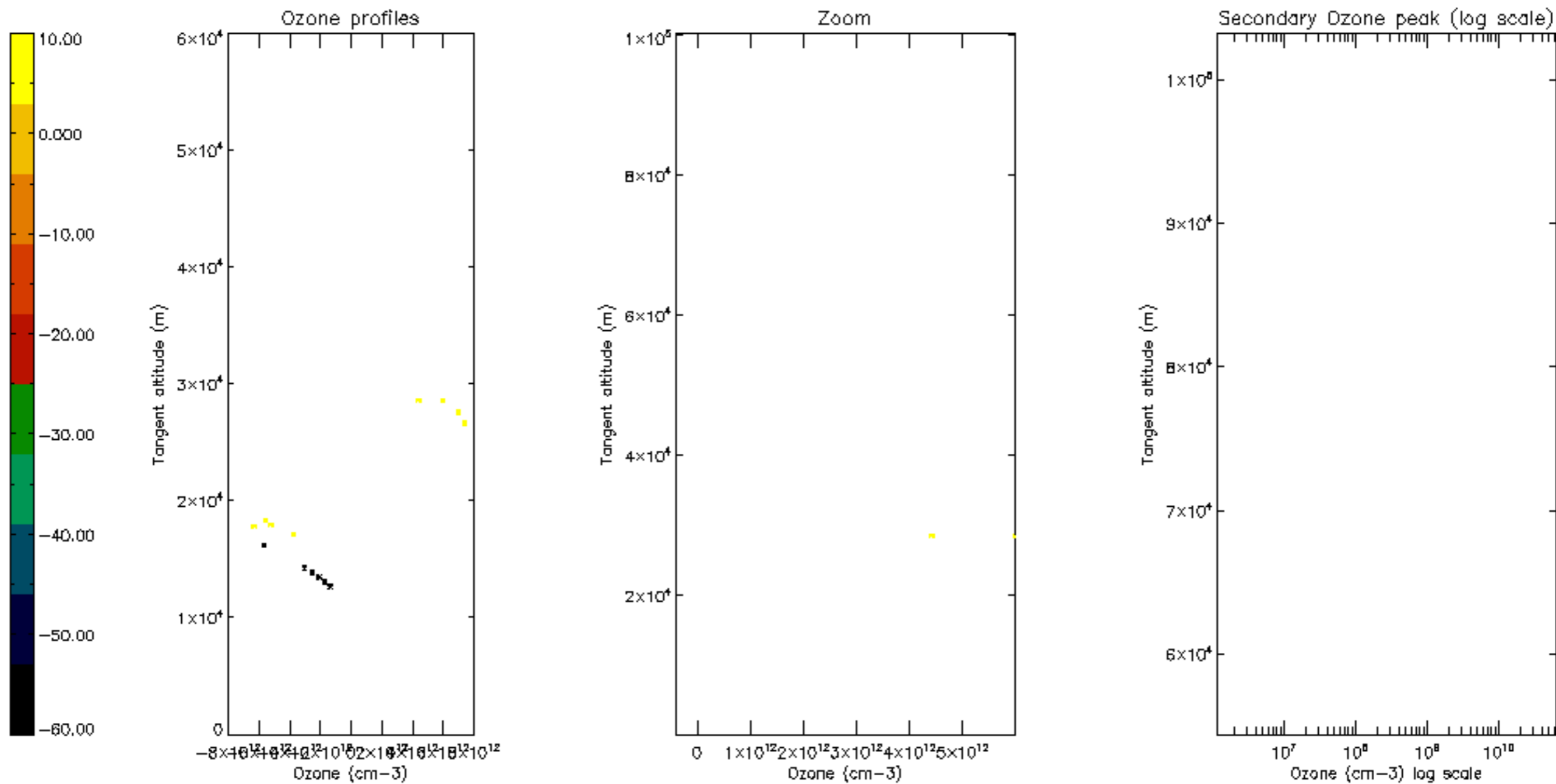
Percentage of saturation errors per profile

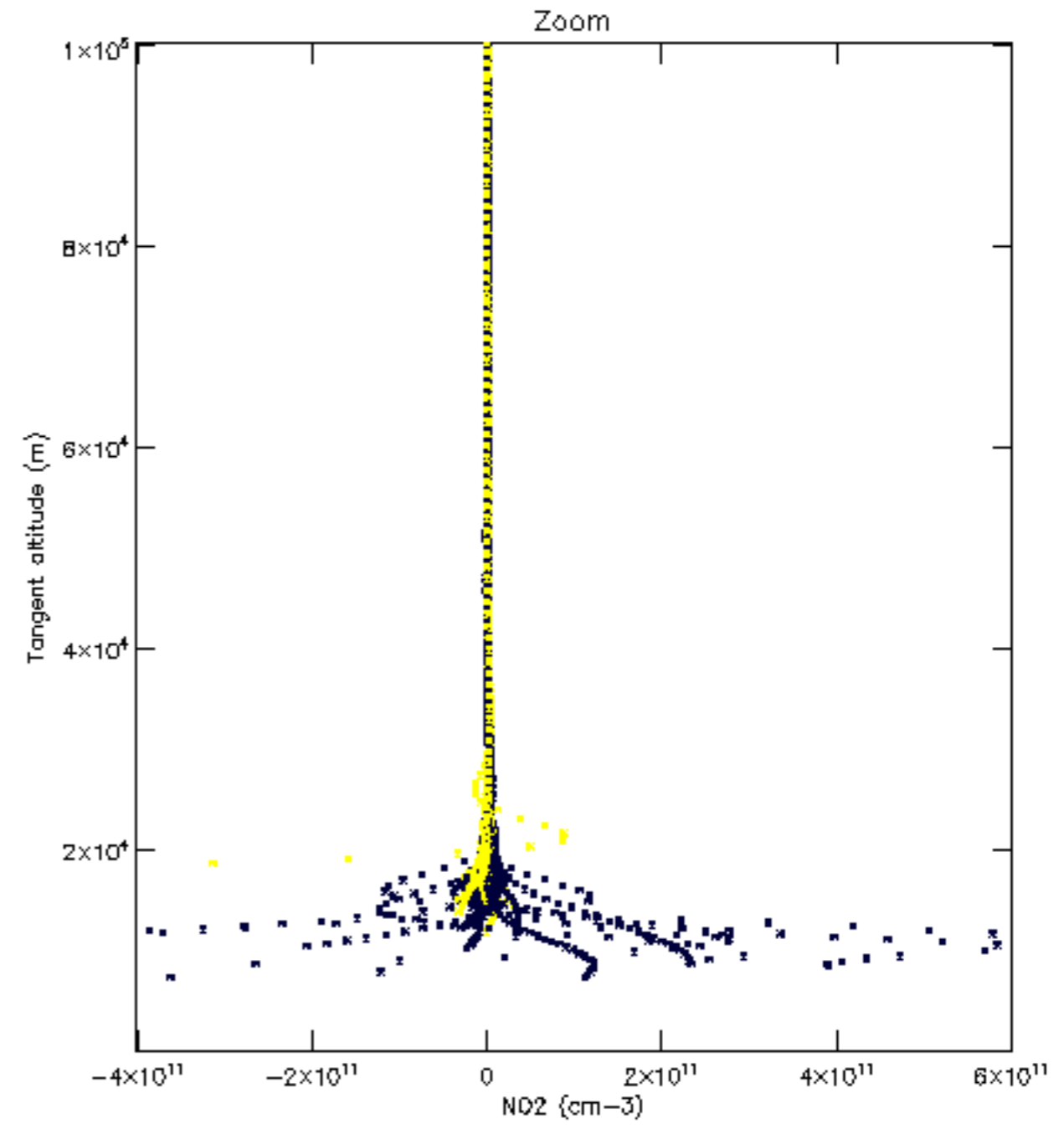
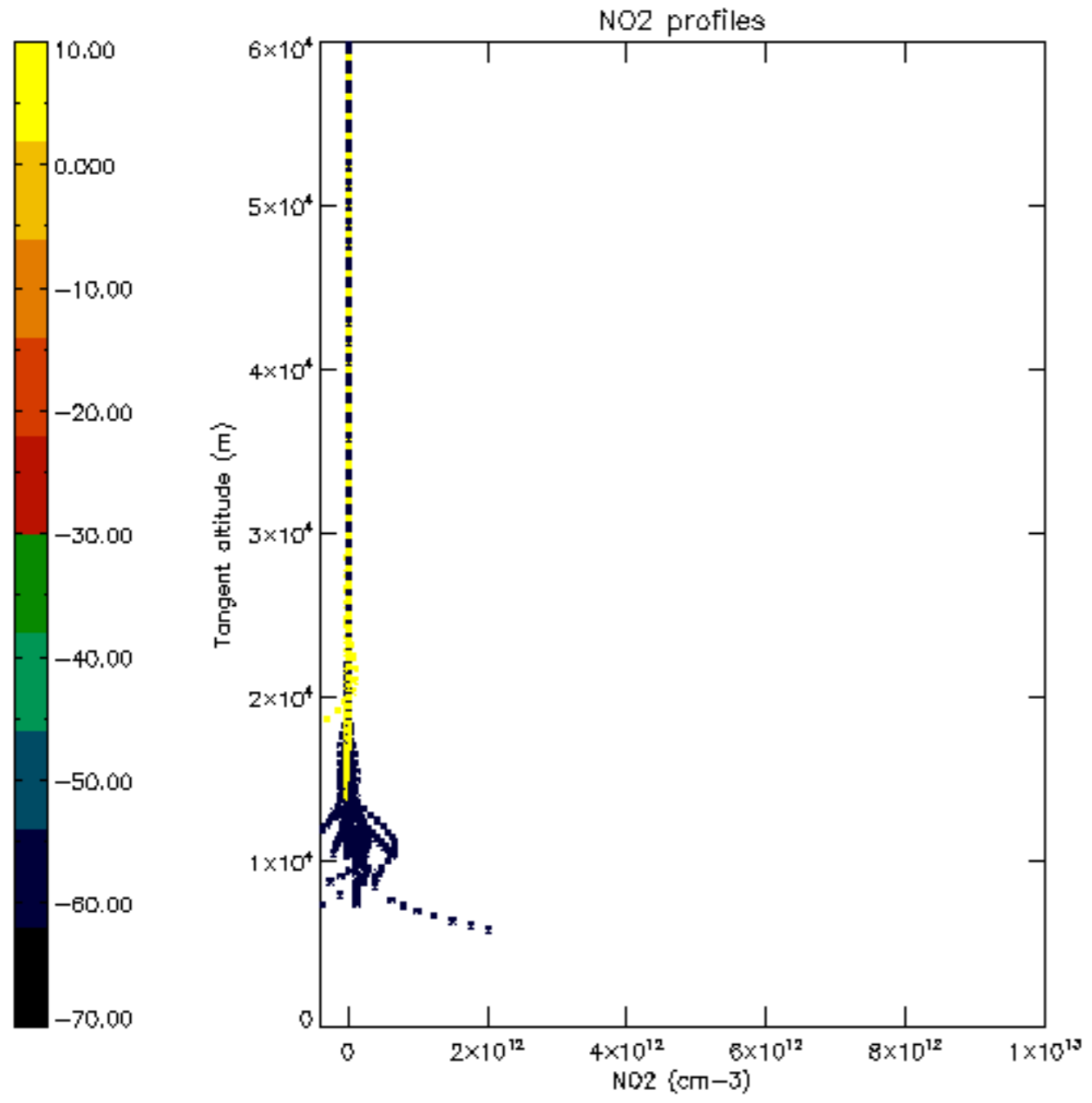


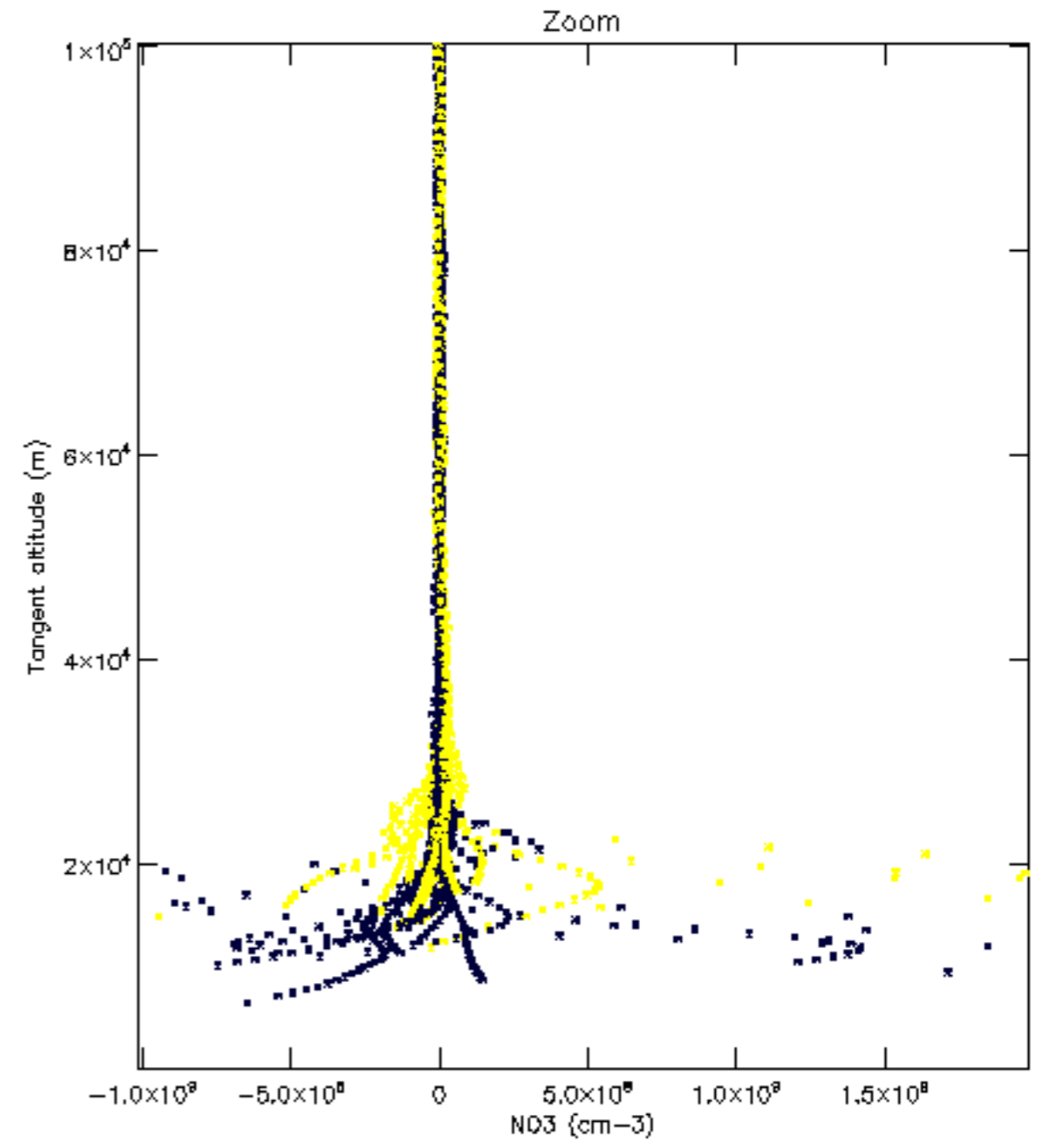
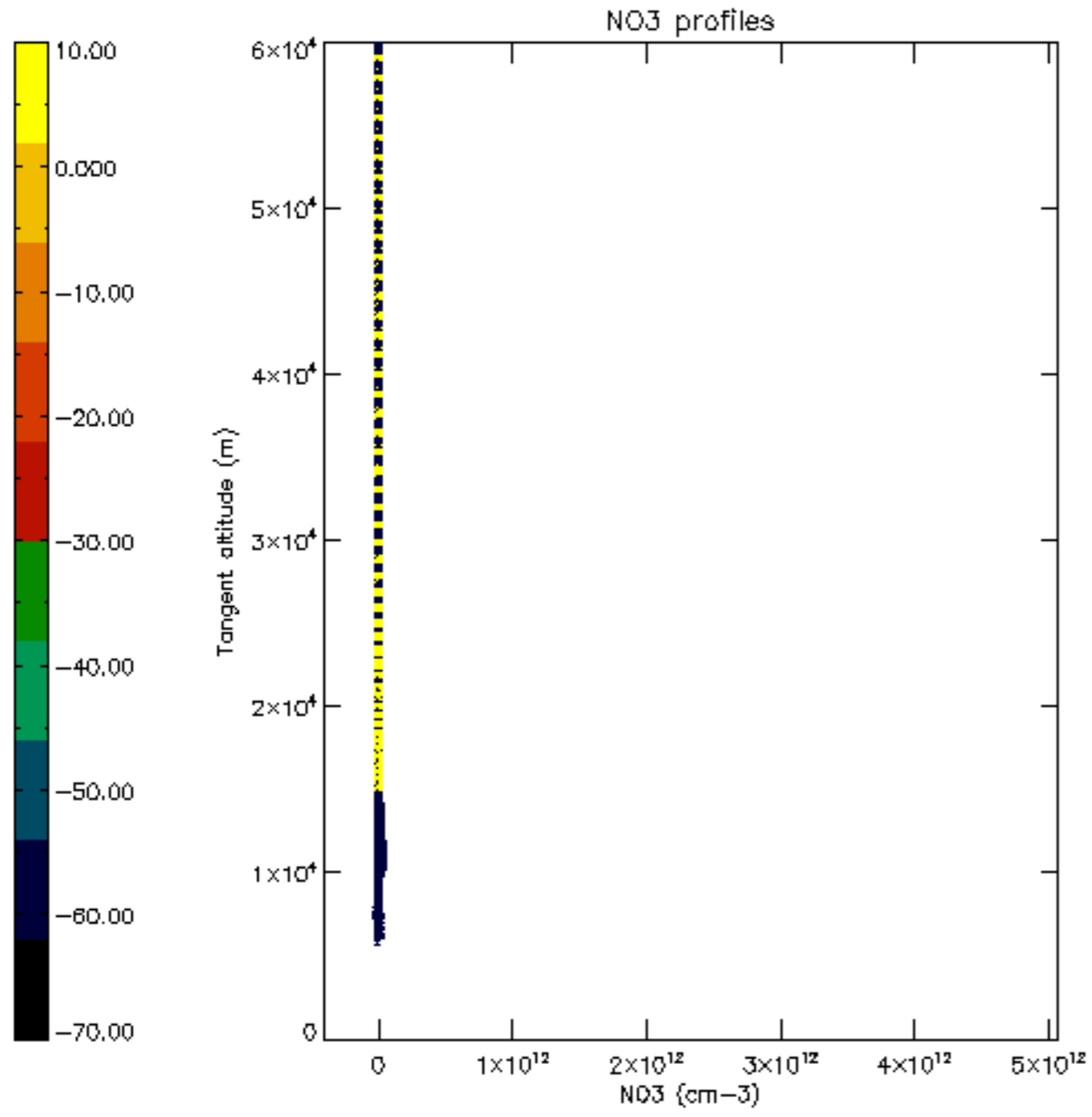


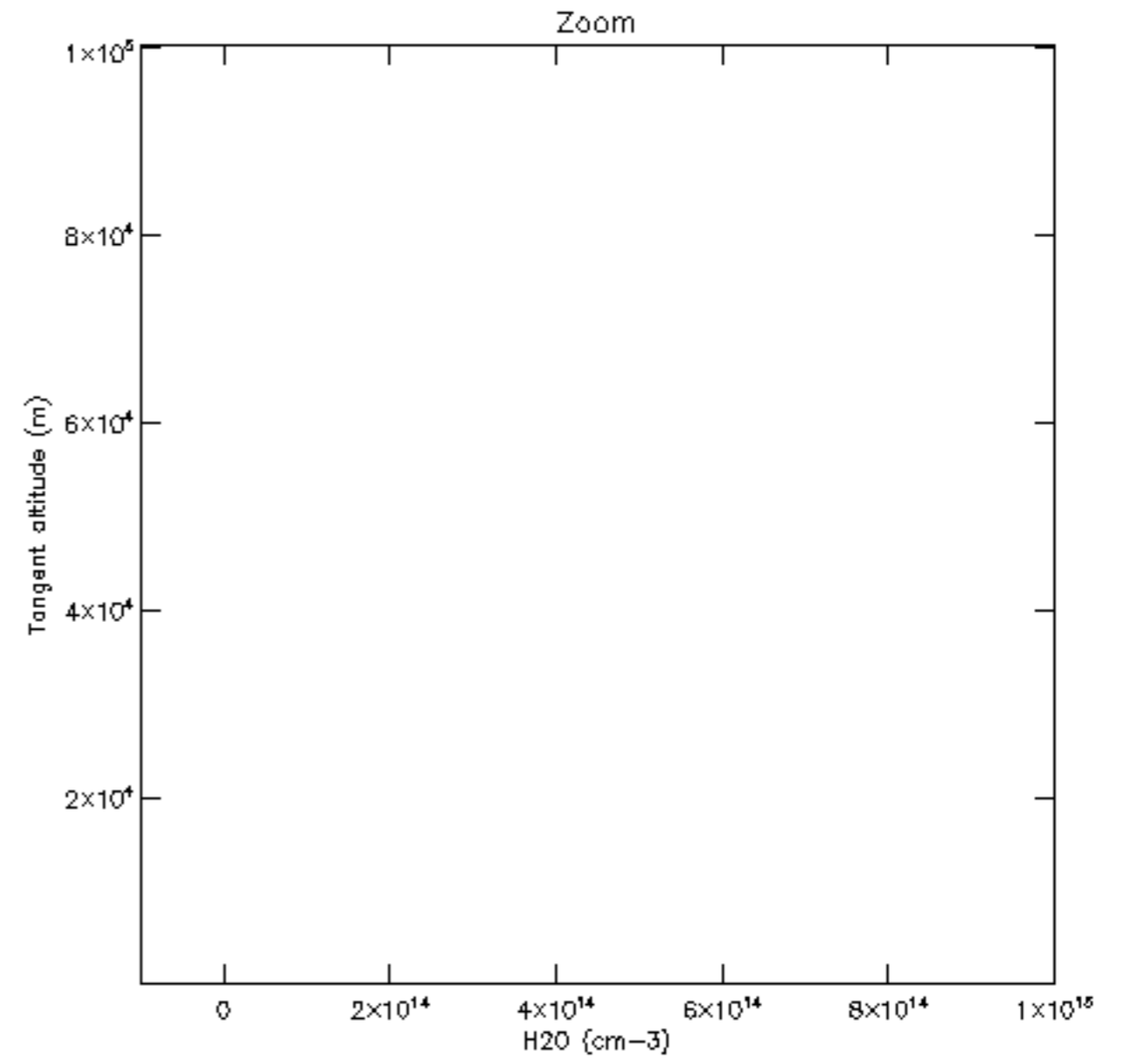
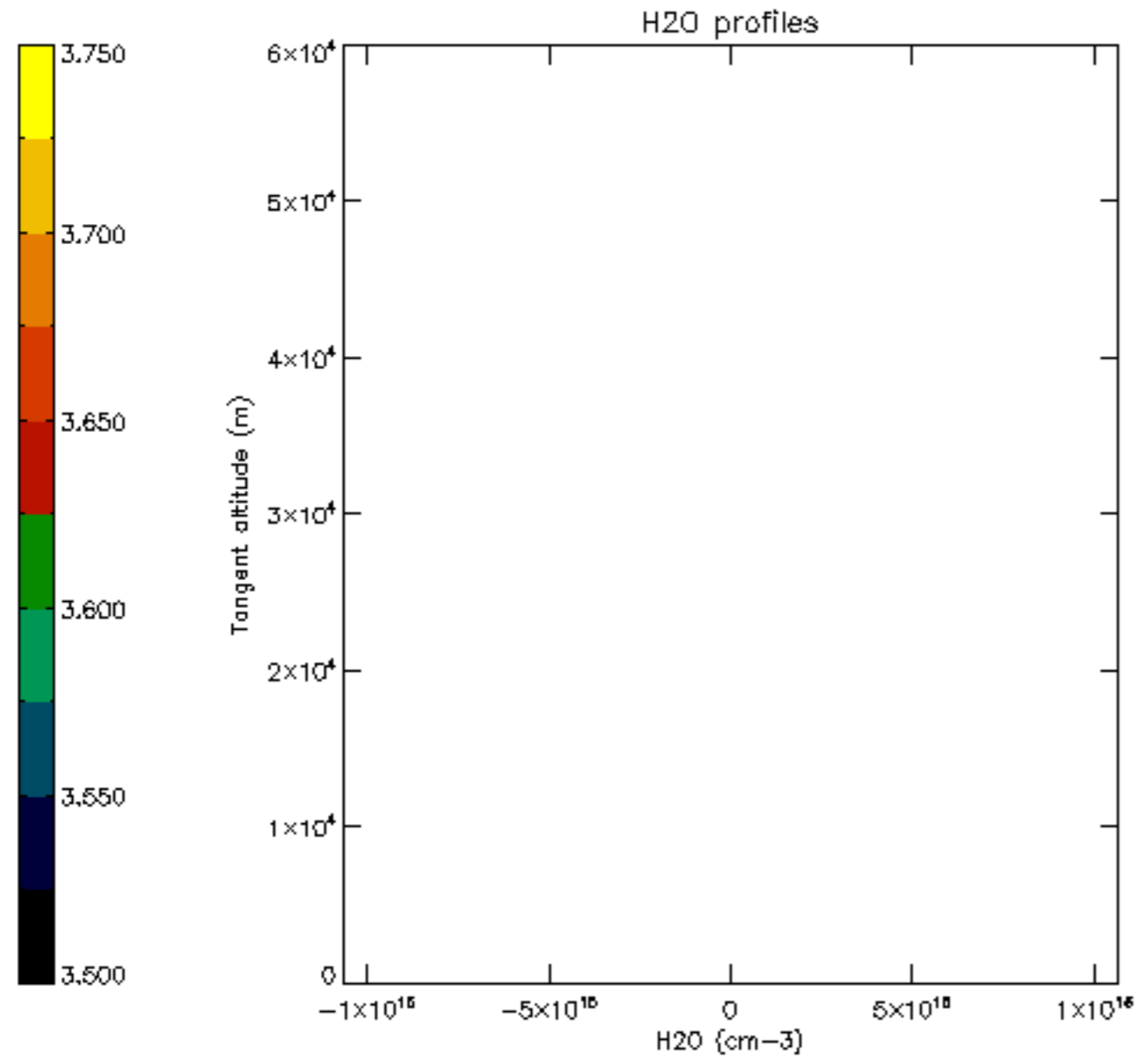


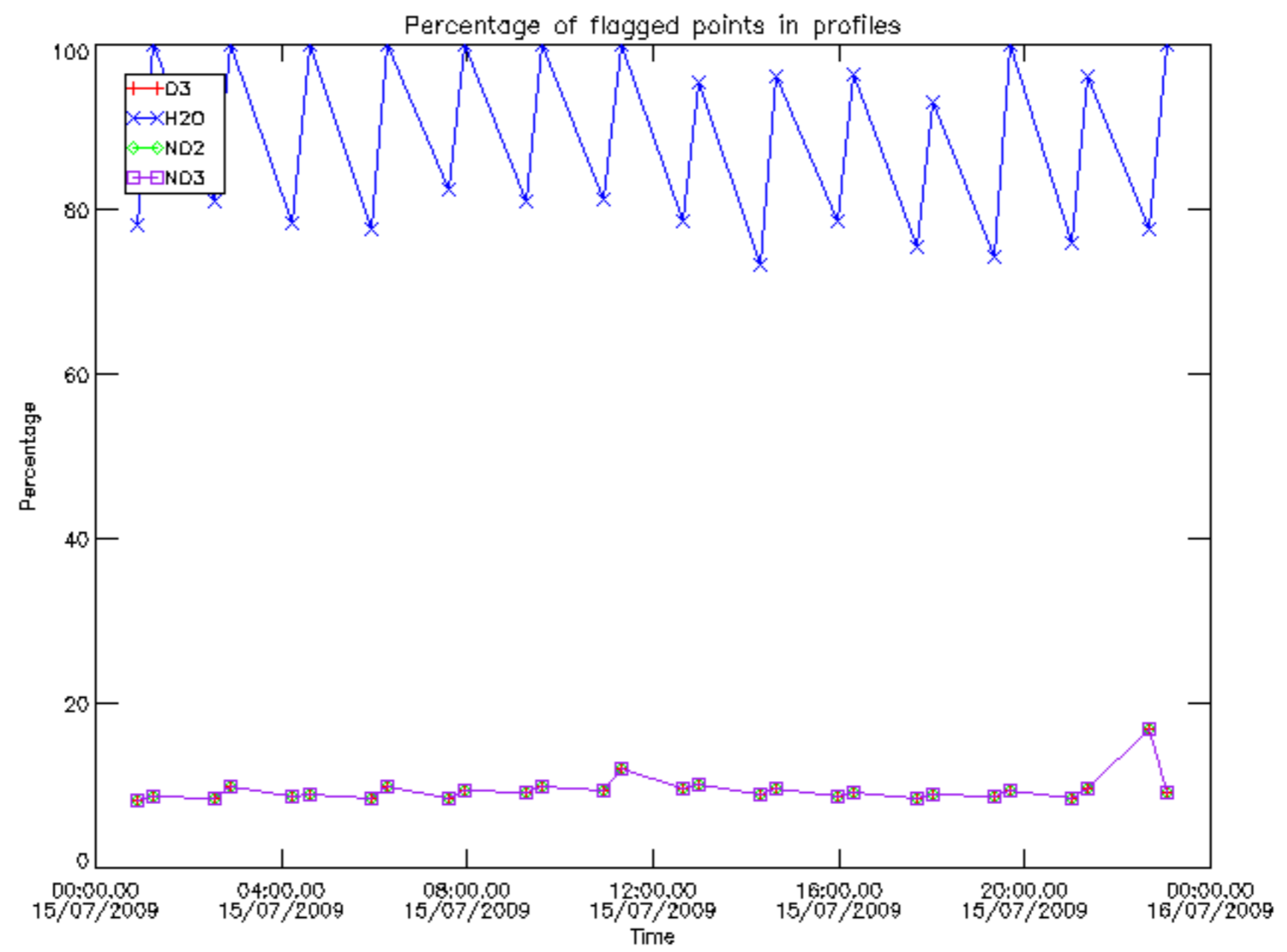




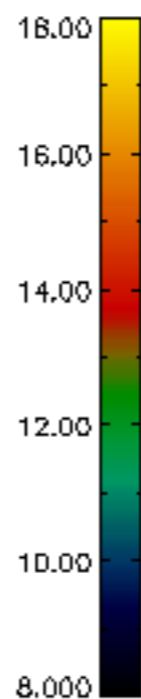
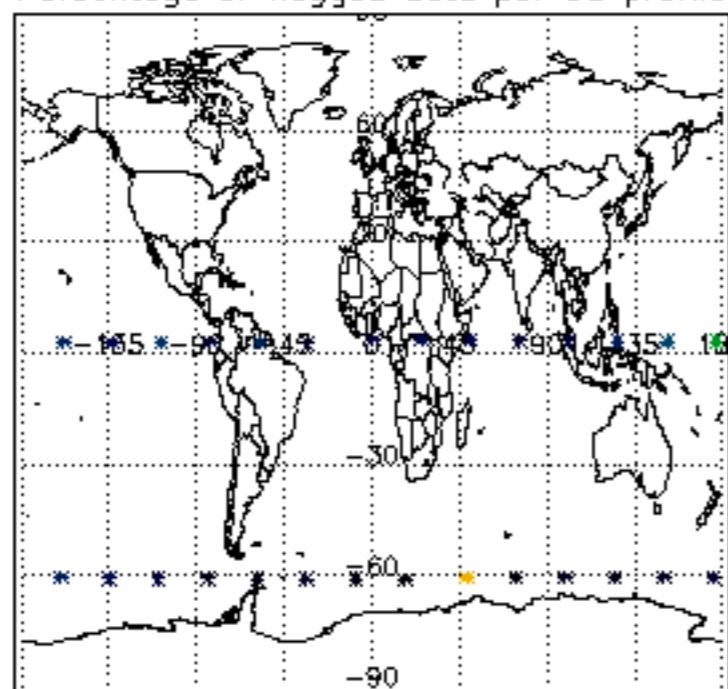




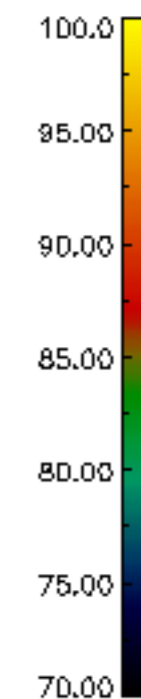
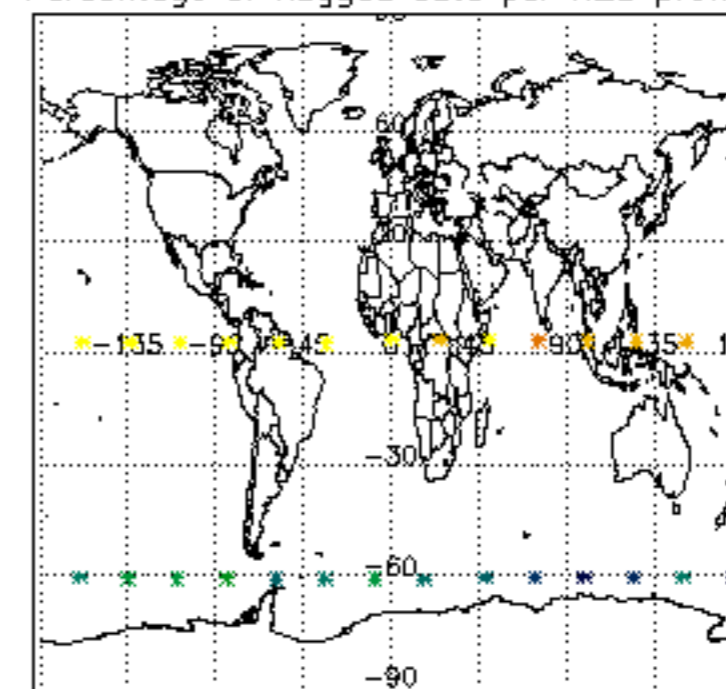




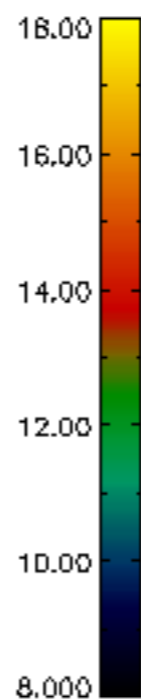
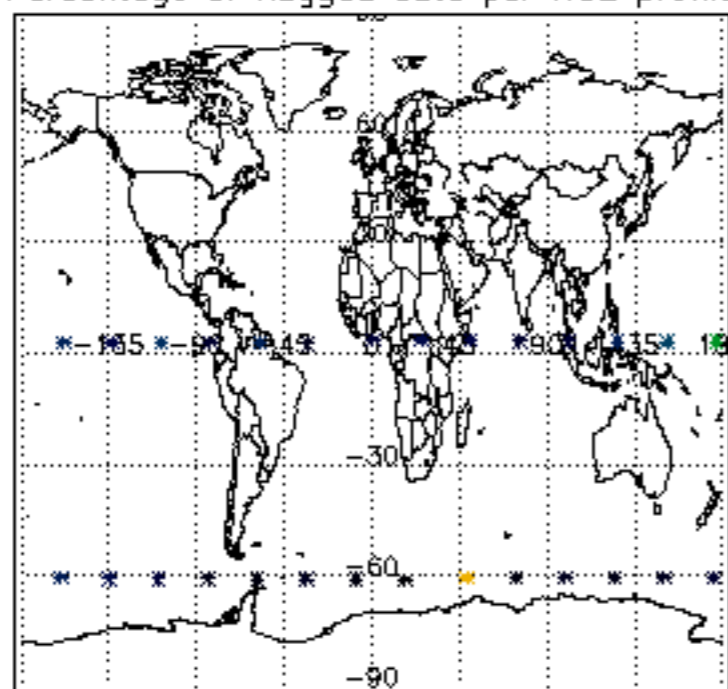
Percentage of flagged data per D3 profile



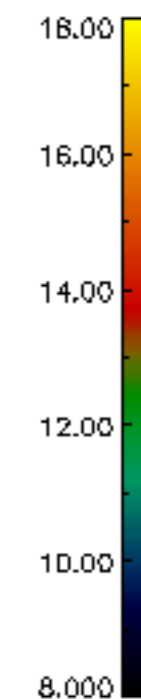
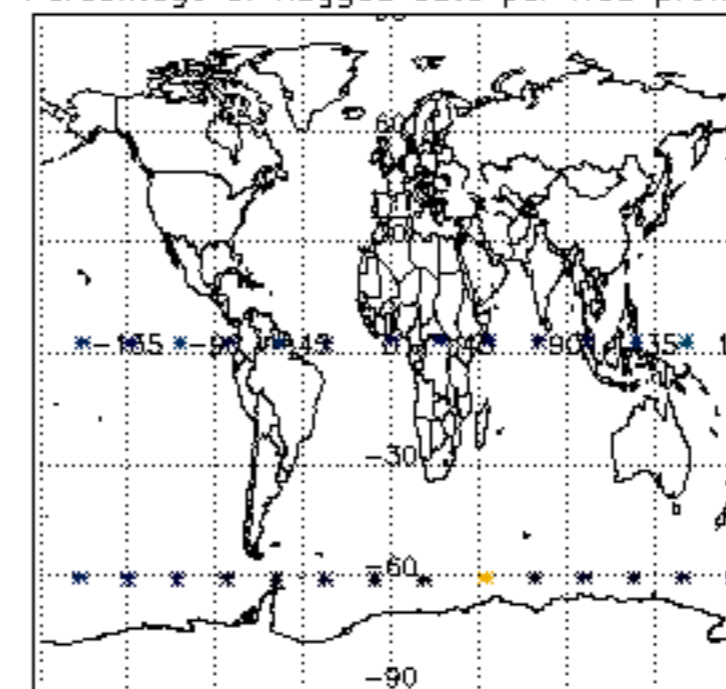
Percentage of flagged data per H2O profile

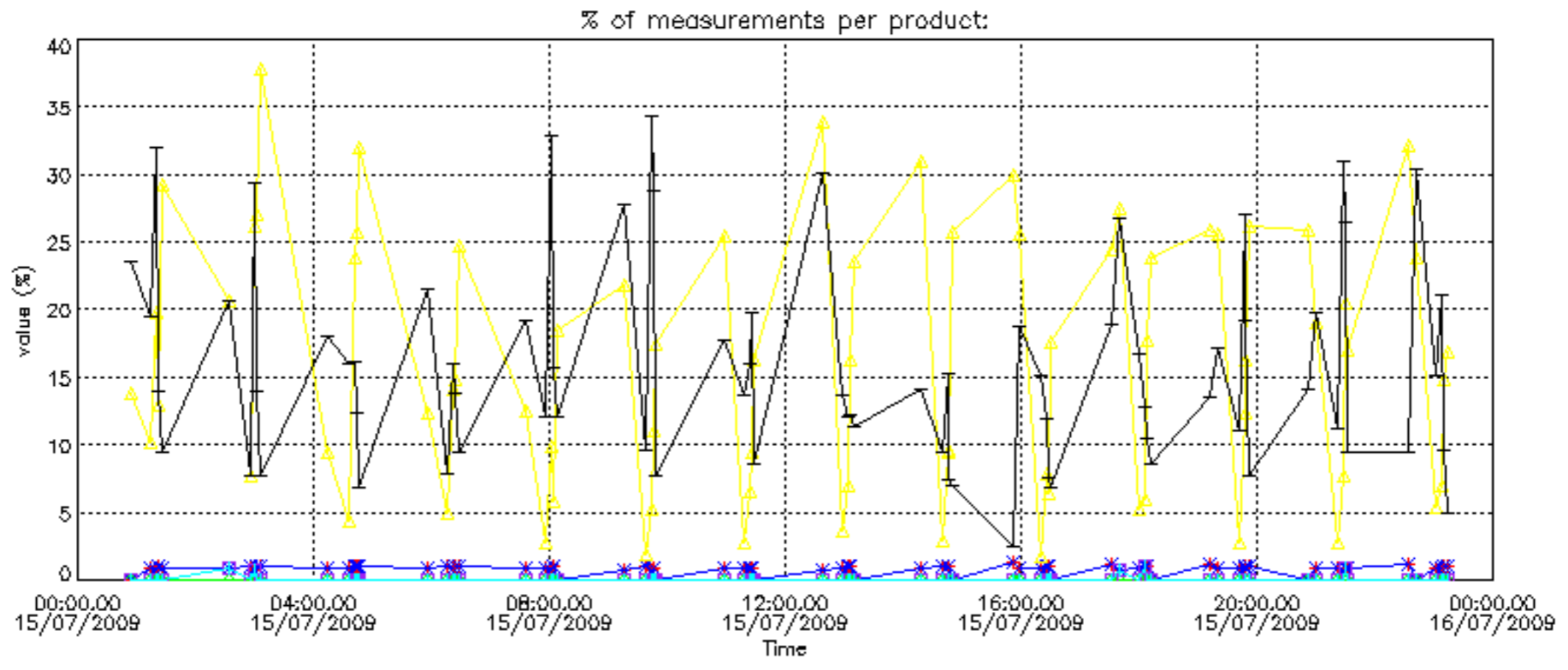


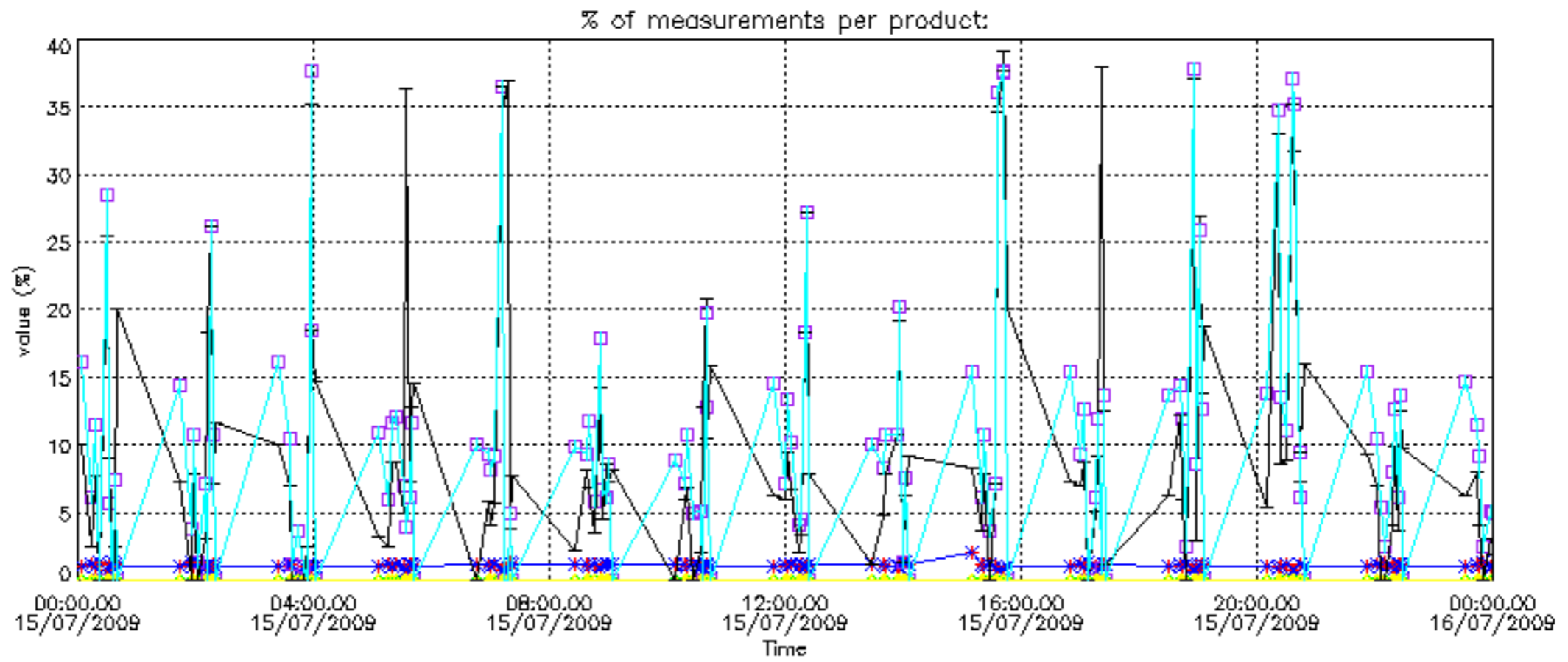
Percentage of flagged data per NO2 profile



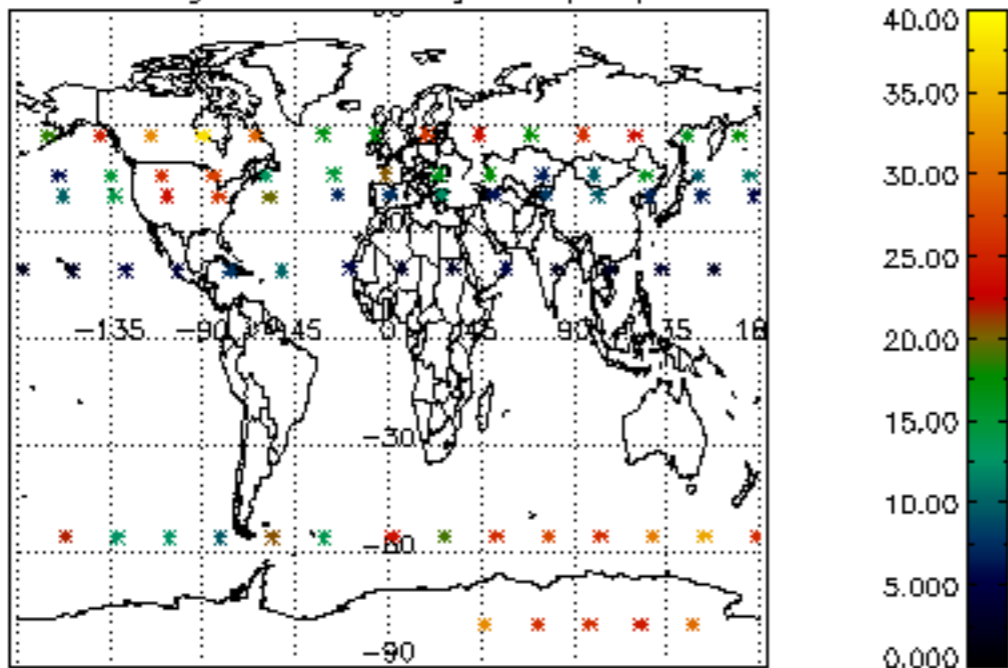
Percentage of flagged data per NO3 profile



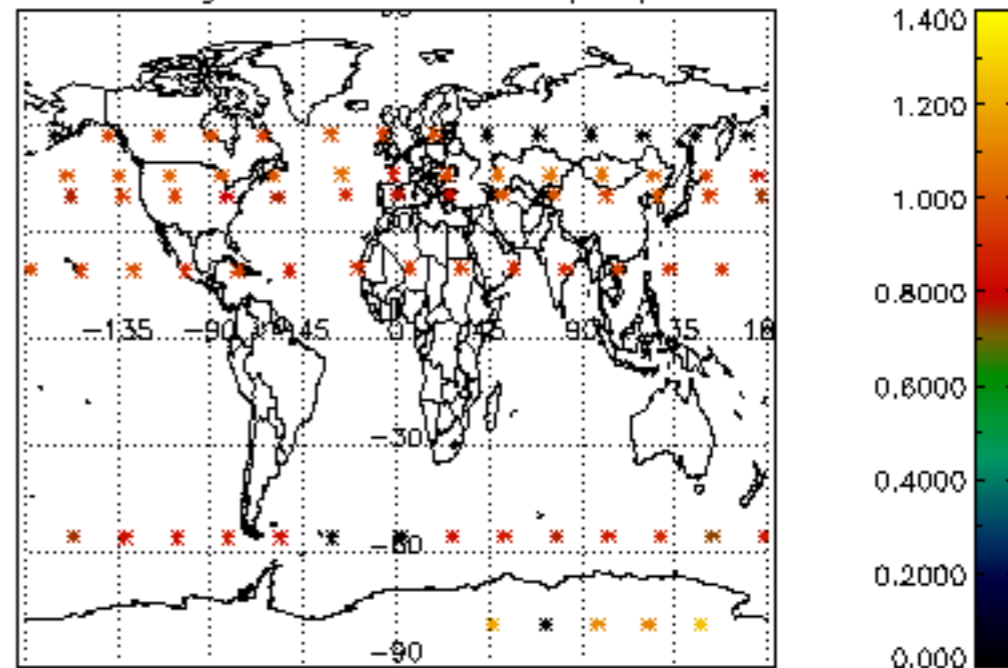




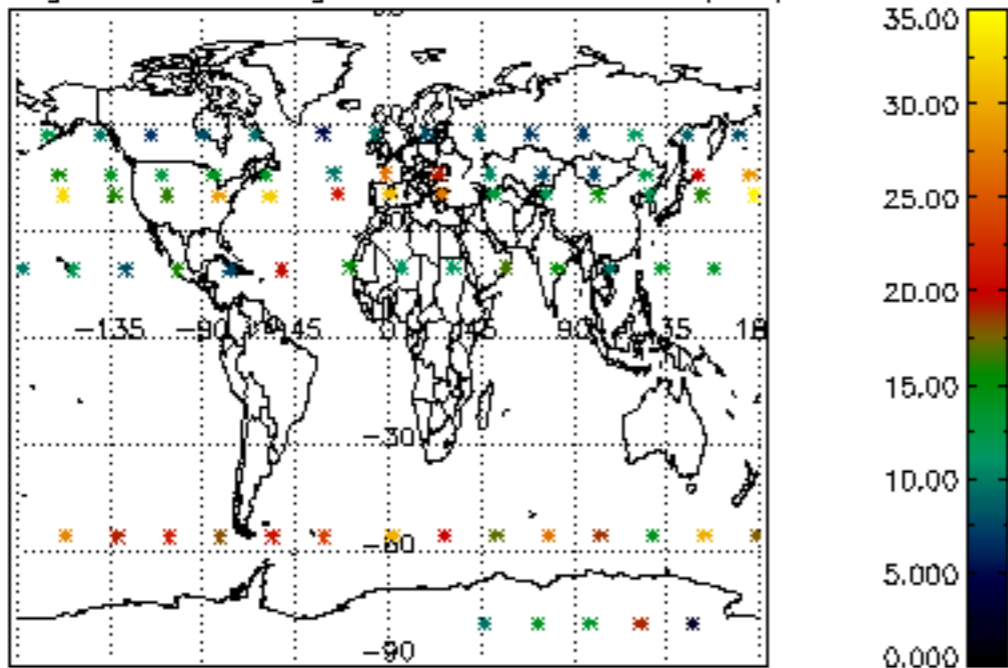
Percentage of cosmic ray hits per profile



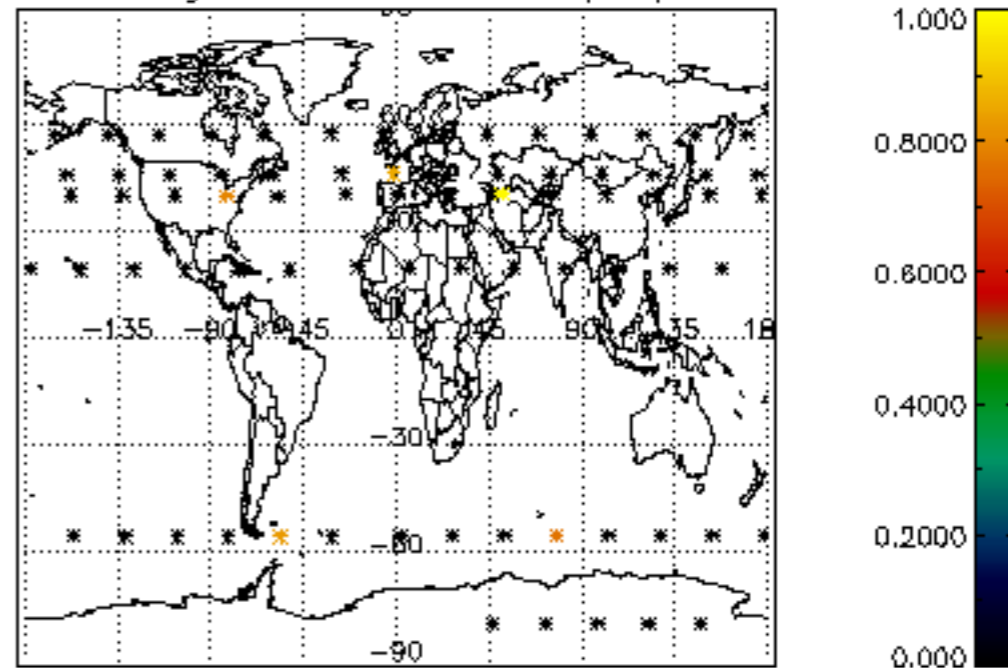
Percentage of datation errors per profile



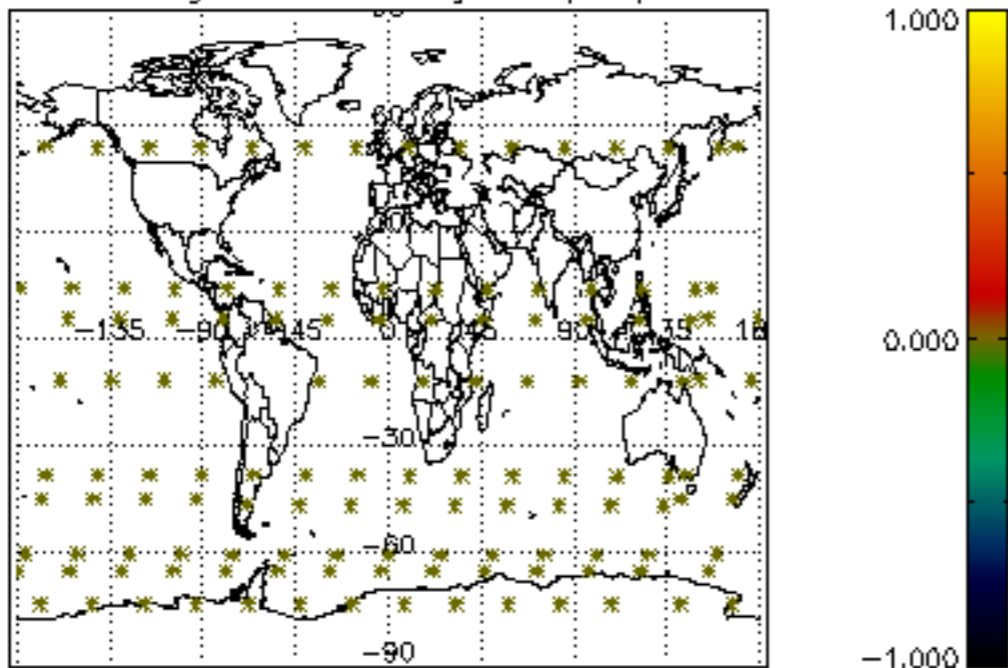
Percentage of star falling outside central band per profile



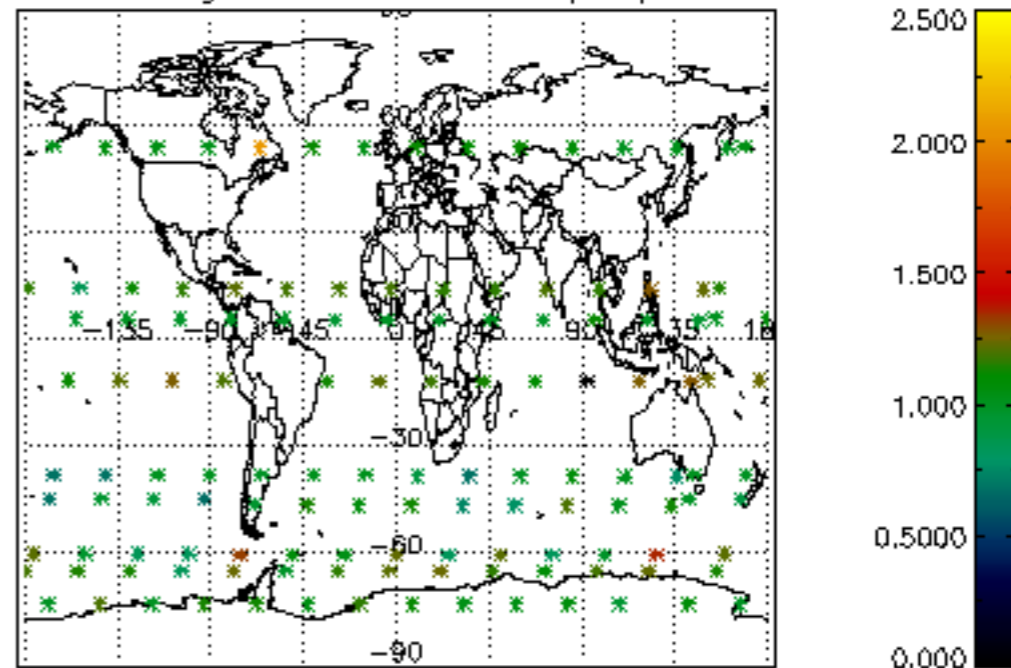
Percentage of saturation errors per profile



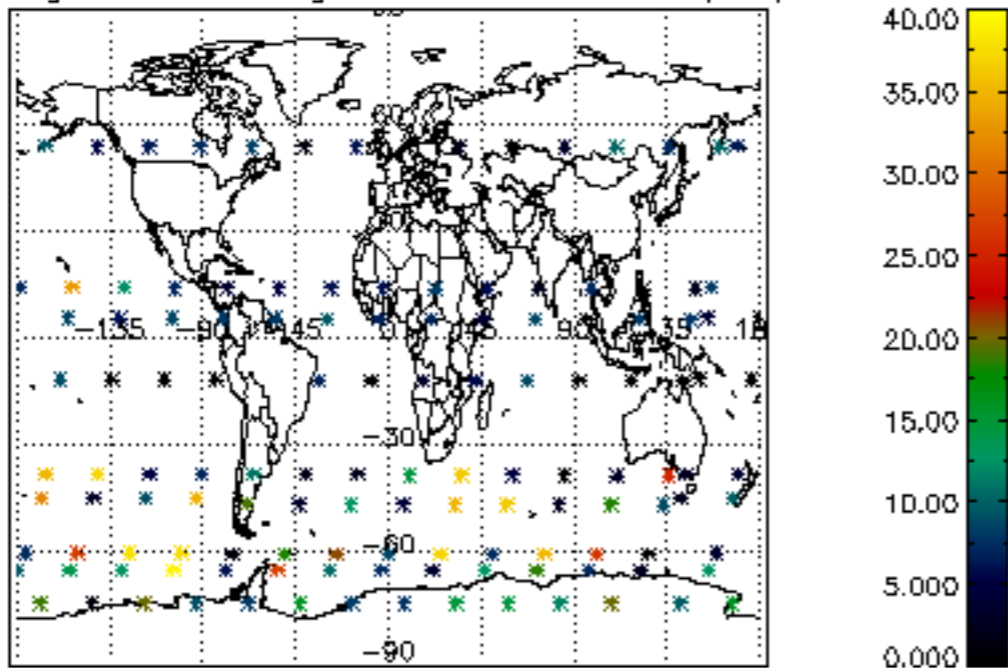
Percentage of cosmic ray hits per profile



Percentage of datation errors per profile



Percentage of star falling outside central band per profile



Percentage of saturation errors per profile

