

GOMOS Level 2 Daily Report

SUMMARY

[1. General Info](#)

[2. Summary of processed GOM_NL_2P products](#)

[3. Level 2 Quality information per product](#)

[3.1 Plot of level 2 quality information per product \(time dependant\)](#)

[3.2 Plot of level 2 quality information per product \(world map\)](#)

[4. Level 1 Quality information per product \(stored on level 2 products\)](#)

[4.1 Plot of level 1 quality information per product \(time dependant\)](#)

[4.1.1 Plot of level 1 quality information per product \(time dependant\): ASCENDING](#)

[4.1.2 Plot of level 1 quality information per product \(time dependant\): DESCENDING](#)

[4.2 Plot of level 1 quality information per product \(world map\)](#)

[4.2.1 Plot of level 1 quality information per product \(world map\): ASCENDING](#)

[4.2.2 Plot of level 1 quality information per product \(world map\): DESCENDING](#)

[5. Ozone profiles based on quality statistics and other trace gas profiles](#)

[5.1 Ozone statistics based on quality of products](#)

[5.2 Plot ozone profiles for all STD \(dark without errors\)](#)

[5.3 Plot ozone profiles where STD < 20% \(dark without errors\)](#)

[5.4. Plot ozone profiles where STD < 10% \(dark without errors\)](#)

[5.5. Plot ozone profiles where STD < 5% \(dark without errors\)](#)

[5.6 Plot NO2 profiles for all STD \(dark without errors\)](#)

[5.7 Plot NO3 profiles for all STD \(dark without errors\)](#)

[5.8 Plot H2O profiles \(only for occultations of stars 1,2,3,4,13,14,16,26,63 dark without errors\) for all STD](#)

[6. Auxiliary Data Files used for the production reported in section 2](#)

This report presents the daily analysis on parameters extracted from GOMOS level 2 data (GOM_NL__2P). It is intended to monitor some important parameters that will impact the quality of these products. A list of level 2 products (and content) that have arrived during the reporting day to the PCF is also given.

Item	Value
Time of report generation	26APR2013 10:50:03
Data source version	GOMOS/6.01
Start time of products	14-07-2009 (14JUL2009 00:00:00)
Stop time of products	15-07-2009 (15JUL2009 00:00:00)
Store outputs in DB	Yes
Nb of level 2 prods	201
Nb of prods with errors	0

2. Summary of processed GOM_NL__2P products.

Nr	Filename	UTC Start time	Limb	Duration	Star Id	Star Name	Star Mag	Star Temp	Nb Meas	Orbit	Prod. error
1	GOM_NL__2PRFIN20090714_000514_000000662080_00403_38533_0332.N1	14-JUL-2009 00:05:14	Dark	65.500	84	Alp Phe	2.3970	4500.0	131	38533	No
2	GOM_NL__2PRFIN20090714_001110_000000632080_00403_38533_0333.N1	14-JUL-2009 00:11:10	Straylight	62.500	63	Bet Gru	2.1500	2800.0	125	38533	No
3	GOM_NL__2PRFIN20090714_001249_000000582080_00403_38533_0334.N1	14-JUL-2009 00:12:49	Straylight	58.000	31	Alp Gru	1.7340	15200.	116	38533	No
4	GOM_NL__2PRFIN20090714_001601_000000552080_00403_38533_0335.N1	14-JUL-2009 00:16:01	Straylight	54.500	172	Gam Gru	3.0030	13100.	109	38533	No
5	GOM_NL__2PRFIN20090714_003616_000000402080_00403_38533_0336.N1	14-JUL-2009 00:36:16	Bright	39.500	168	17Zet Aql	2.9860	11000.	79	38533	No
6	GOM_NL__2PRFIN20090714_004643_000000512080_00403_38533_0337.N1	14-JUL-2009 00:46:43	Bright	50.500	144	18Del Cyg	2.8600	11000.	101	38533	No
7	GOM_NL__2PRFIN20090714_004914_000000492080_00403_38533_0338.N1	14-JUL-2009 00:49:14	Bright	48.500	19	50Alp Cyg	1.2460	10500.	97	38533	No
8	GOM_NL__2PRFIN20090714_005357_000000422080_00403_38533_0339.N1	14-JUL-2009 00:53:57	Bright	41.500	89	5Alp Cep	2.4510	8000.0	83	38533	No
9	GOM_NL__2PRFIN20090714_010126_000000732080_00403_38533_0340.N1	14-JUL-2009 01:01:26	Bright	73.000	74	11Bet Cas	2.2680	6600.0	146	38533	No
10	GOM_NL__2PRFIN20090714_010342_000000662080_00403_38533_0341.N1	14-JUL-2009 01:03:42	Bright	66.000	110	37Del Cas	2.6780	8900.0	132	38533	No
11	GOM_NL__2PRFIN20090714_010736_000000492080_00403_38533_0342.N1	14-JUL-2009 01:07:36	Bright	49.000	160	23Gam Per	2.9300	4700.0	98	38533	No
12	GOM_NL__2PRFIN20090714_010855_000000402080_00403_38533_0343.N1	14-JUL-2009 01:08:55	Bright	40.000	35	33Alp Per	1.7950	6250.0	80	38533	No
13	GOM_NL__2PRFIN20090714_011057_000000542080_00403_38533_0344.N1	14-JUL-2009 01:10:57	Bright	54.000	73	57Gam1And	2.2600	13100.	108	38533	No
14	GOM_NL__2PRFIN20090714_012453_000000572080_00403_38533_0345.N1	14-JUL-2009 01:24:53	Dark	56.500	94	92Alp Cet	2.5260	3100.0	113	38533	No
15	GOM_NL__2PRFIN20090714_014551_000000542080_00404_38534_0350.N1	14-JUL-2009 01:45:51	Dark	53.500	84	Alp Phe	2.3970	4500.0	107	38534	No
16	GOM_NL__2PRFIN20090714_015147_000000632080_00404_38534_0351.N1	14-JUL-2009 01:51:47	Straylight	62.500	63	Bet Gru	2.1500	2800.0	125	38534	No
17	GOM_NL__2PRFIN20090714_015326_000000552080_00404_38534_0352.N1	14-JUL-2009 01:53:26	Straylight	55.000	31	Alp Gru	1.7340	15200.	110	38534	No
18	GOM_NL__2PRFIN20090714_015638_000000552080_00404_38534_0353.N1	14-JUL-2009 01:56:38	Straylight	55.000	172	Gam Gru	3.0030	13100.	110	38534	No
19	GOM_NL__2PRFIN20090714_021652_000000412080_00404_38534_0354.N1	14-JUL-2009 02:16:52	Bright	40.500	168	17Zet Aql	2.9860	11000.	81	38534	No
20	GOM_NL__2PRFIN20090714_022719_000000442080_00404_38534_0355.N1	14-JUL-2009 02:27:19	Bright	43.500	144	18Del Cyg	2.8600	11000.	87	38534	No
21	GOM_NL__2PRFIN20090714_022949_000000482080_00404_38534_0356.N1	14-JUL-2009 02:29:49	Bright	47.500	19	50Alp Cyg	1.2460	10500.	95	38534	No
22	GOM_NL__2PRFIN20090714_023432_000000442080_00404_38534_0357.N1	14-JUL-2009 02:34:32	Bright	43.500	89	5Alp Cep	2.4510	8000.0	87	38534	No
23	GOM_NL__2PRFIN20090714_024201_000000732080_00404_38534_0358.N1	14-JUL-2009 02:42:01	Bright	73.000	74	11Bet Cas	2.2680	6600.0	146	38534	No
24	GOM_NL__2PRFIN20090714_024418_000000422080_00404_38534_0359.N1	14-JUL-2009 02:44:18	Bright	41.500	110	37Del Cas	2.6780	8900.0	83	38534	No
25	GOM_NL__2PRFIN20090714_024812_000000412080_00404_38534_0360.N1	14-JUL-2009 02:48:12	Bright	41.000	160	23Gam Per	2.9300	4700.0	82	38534	No
26	GOM_NL__2PRFIN20090714_024931_000000412080_00404_38534_0361.N1	14-JUL-2009 02:49:31	Bright	40.500	35	33Alp Per	1.7950	6250.0	81	38534	No
27	GOM_NL__2PRFIN20090714_025132_000000492080_00404_38534_0362.N1	14-JUL-2009 02:51:32	Bright	49.000	73	57Gam1And	2.2600	13100.	98	38534	No
28	GOM_NL__2PRFIN20090714_030529_000000602080_00404_38534_0363.N1	14-JUL-2009 03:05:29	Dark	59.500	94	92Alp Cet	2.5260	3100.0	119	38534	No
29	GOM_NL__2PRFIN20090714_032628_000000562080_00405_38535_0364.N1	14-JUL-2009 03:26:28	Dark	55.500	84	Alp Phe	2.3970	4500.0	111	38535	No
30	GOM_NL__2PRFIN20090714_033223_000000532080_00405_38535_0365.N1	14-JUL-2009 03:32:23	Straylight	53.000	63	Bet Gru	2.1500	2800.0	106	38535	No
31	GOM_NL__2PRFIN20090714_033402_000000492080_00405_38535_0366.N1	14-JUL-2009 03:34:02	Straylight	48.500	31	Alp Gru	1.7340	15200.	97	38535	No
32	GOM_NL__2PRFIN20090714_033714_000000532080_00405_38535_0367.N1	14-JUL-2009 03:37:14	Straylight	52.500	172	Gam Gru	3.0030	13100.	105	38535	No
33	GOM_NL__2PRFIN20090714_035728_000000422080_00405_38535_0368.N1	14-JUL-2009 03:57:28	Bright	42.000	168	17Zet Aql	2.9860	11000.	84	38535	No
34	GOM_NL__2PRFIN20090714_040754_000000412080_00405_38535_0369.N1	14-JUL-2009 04:07:54	Bright	41.000	144	18Del Cyg	2.8600	11000.	82	38535	No
35	GOM_NL__2PRFIN20090714_041024_000000472080_00405_38535_0370.N1	14-JUL-2009 04:10:24	Bright	46.500	19	50Alp Cyg	1.2460	10500.	93	38535	No
36	GOM_NL__2PRFIN20090714_041507_000000452080_00405_38535_0371.N1	14-JUL-2009 04:15:07	Bright	44.500	89	5Alp Cep	2.4510	8000.0	89	38535	No
37	GOM_NL__2PRFIN20090714_042236_000000492080_00405_38535_0372.N1	14-JUL-2009 04:22:36	Bright	49.000	74	11Bet Cas	2.2680	6600.0	98	38535	No
38	GOM_NL__2PRFIN20090714_042454_000000542080_00405_38535_0373.N1	14-JUL-2009 04:24:54	Bright	53.500	110	37Del Cas	2.6780	8900.0	107	38535	No
39	GOM_NL__2PRFIN20090714_042848_000000412080_00405_38535_0374.N1	14-JUL-2009 04:28:48	Bright	40.500	160	23Gam Per	2.9300	4700.0	81	38535	No
40	GOM_NL__2PRFIN20090714_043007_000000592080_00405_38535_0375.N1	14-JUL-2009 04:30:07	Bright	59.000	35	33Alp Per	1.7950	6250.0	118	38535	No
41	GOM_NL__2PRFIN20090714_043208_000000492080_00405_38535_0376.N1	14-JUL-2009 04:32:08	Bright	49.000	73	57Gam1And	2.2600	13100.	98	38535	No
42	GOM_NL__2PRFIN20090714_044606_000000632080_00405_38535_0377.N1	14-JUL-2009 04:46:06	Dark	63.000	94	92Alp Cet	2.5260	3100.0	126	38535	No

43	GOM_NL__2PRFIN20090714_050705_000000532080_00406_38536_0398.N1	14-JUL-2009 05:07:05	Dark	53.000	84	Alp Phe	2.3970	4500.0	106	38536	No
44	GOM_NL__2PRFIN20090714_051300_000000542080_00406_38536_0399.N1	14-JUL-2009 05:13:00	Straylight	54.000	63	Bet Gru	2.1500	2800.0	108	38536	No
45	GOM_NL__2PRFIN20090714_051439_000000482080_00406_38536_0400.N1	14-JUL-2009 05:14:39	Straylight	47.500	31	Alp Gru	1.7340	15200.	95	38536	No
46	GOM_NL__2PRFIN20090714_051751_000000522080_00406_38536_0401.N1	14-JUL-2009 05:17:51	Straylight	52.000	172	Gam Gru	3.0030	13100.	104	38536	No
47	GOM_NL__2PRFIN20090714_053803_000000402080_00406_38536_0402.N1	14-JUL-2009 05:38:03	Bright	40.000	168	17Zet Aql	2.9860	11000.	80	38536	No
48	GOM_NL__2PRFIN20090714_054830_000000432080_00406_38536_0403.N1	14-JUL-2009 05:48:30	Bright	42.500	144	18Del Cyg	2.8600	11000.	85	38536	No
49	GOM_NL__2PRFIN20090714_055059_000000512080_00406_38536_0404.N1	14-JUL-2009 05:50:59	Bright	51.000	19	50Alp Cyg	1.2460	10500.	102	38536	No
50	GOM_NL__2PRFIN20090714_055543_000000432080_00406_38536_0405.N1	14-JUL-2009 05:55:43	Bright	42.500	89	5Alp Cep	2.4510	8000.0	85	38536	No
51	GOM_NL__2PRFIN20090714_060312_000000492080_00406_38536_0406.N1	14-JUL-2009 06:03:12	Bright	49.000	74	11Bet Cas	2.2680	6600.0	98	38536	No
52	GOM_NL__2PRFIN20090714_060529_000000552080_00406_38536_0407.N1	14-JUL-2009 06:05:29	Bright	55.000	110	37Del Cas	2.6780	8900.0	110	38536	No
53	GOM_NL__2PRFIN20090714_060924_000000472080_00406_38536_0408.N1	14-JUL-2009 06:09:24	Bright	47.000	160	23Gam Per	2.9300	4700.0	94	38536	No
54	GOM_NL__2PRFIN20090714_061043_000000432080_00406_38536_0409.N1	14-JUL-2009 06:10:43	Bright	42.500	35	33Alp Per	1.7950	6250.0	85	38536	No
55	GOM_NL__2PRFIN20090714_061244_000000432080_00406_38536_0410.N1	14-JUL-2009 06:12:44	Bright	43.000	73	57Gam1And	2.2600	13100.	86	38536	No
56	GOM_NL__2PRFIN20090714_062643_000000582080_00406_38536_0411.N1	14-JUL-2009 06:26:43	Dark	57.500	94	92Alp Cet	2.5260	3100.0	115	38536	No
57	GOM_NL__2PRFIN20090714_064742_000000532080_00407_38537_0412.N1	14-JUL-2009 06:47:42	Dark	52.500	84	Alp Phe	2.3970	4500.0	105	38537	No
58	GOM_NL__2PRFIN20090714_065337_000000652080_00407_38537_0413.N1	14-JUL-2009 06:53:37	Straylight	65.000	63	Bet Gru	2.1500	2800.0	130	38537	No
59	GOM_NL__2PRFIN20090714_065516_000000552080_00407_38537_0414.N1	14-JUL-2009 06:55:16	Straylight	55.000	31	Alp Gru	1.7340	15200.	110	38537	No
60	GOM_NL__2PRFIN20090714_065828_000000512080_00407_38537_0415.N1	14-JUL-2009 06:58:28	Straylight	51.000	172	Gam Gru	3.0030	13100.	102	38537	No
61	GOM_NL__2PRFIN20090714_071839_000000392080_00407_38537_0416.N1	14-JUL-2009 07:18:39	Bright	39.000	168	17Zet Aql	2.9860	11000.	78	38537	No
62	GOM_NL__2PRFIN20090714_072905_000000432080_00407_38537_0417.N1	14-JUL-2009 07:29:05	Bright	43.000	144	18Del Cyg	2.8600	11000.	86	38537	No
63	GOM_NL__2PRFIN20090714_073134_000000512080_00407_38537_0418.N1	14-JUL-2009 07:31:34	Bright	51.000	19	50Alp Cyg	1.2460	10500.	102	38537	No
64	GOM_NL__2PRFIN20090714_073618_000000402080_00407_38537_0419.N1	14-JUL-2009 07:36:18	Bright	40.000	89	5Alp Cep	2.4510	8000.0	80	38537	No
65	GOM_NL__2PRFIN20090714_074347_000000502080_00407_38537_0420.N1	14-JUL-2009 07:43:47	Bright	49.500	74	11Bet Cas	2.2680	6600.0	99	38537	No
66	GOM_NL__2PRFIN20090714_074605_000000642080_00407_38537_0421.N1	14-JUL-2009 07:46:05	Bright	64.000	110	37Del Cas	2.6780	8900.0	128	38537	No
67	GOM_NL__2PRFIN20090714_075000_000000602080_00407_38537_0422.N1	14-JUL-2009 07:50:00	Bright	60.000	160	23Gam Per	2.9300	4700.0	120	38537	No
68	GOM_NL__2PRFIN20090714_075119_000000592080_00407_38537_0423.N1	14-JUL-2009 07:51:19	Bright	59.000	35	33Alp Per	1.7950	6250.0	118	38537	No
69	GOM_NL__2PRFIN20090714_075320_000000432080_00407_38537_0424.N1	14-JUL-2009 07:53:20	Bright	43.000	73	57Gam1And	2.2600	13100.	86	38537	No
70	GOM_NL__2PRFIN20090714_080719_000000622080_00407_38537_0425.N1	14-JUL-2009 08:07:19	Dark	61.500	94	92Alp Cet	2.5260	3100.0	123	38537	No
71	GOM_NL__2PRFIN20090714_082819_000000532080_00408_38538_0427.N1	14-JUL-2009 08:28:19	Dark	52.500	84	Alp Phe	2.3970	4500.0	105	38538	No
72	GOM_NL__2PRFIN20090714_083414_000000652080_00408_38538_0428.N1	14-JUL-2009 08:34:14	Straylight	65.000	63	Bet Gru	2.1500	2800.0	130	38538	No
73	GOM_NL__2PRFIN20090714_083553_000000532080_00408_38538_0429.N1	14-JUL-2009 08:35:53	Straylight	52.500	31	Alp Gru	1.7340	15200.	105	38538	No
74	GOM_NL__2PRFIN20090714_083905_000000542080_00408_38538_0430.N1	14-JUL-2009 08:39:05	Straylight	53.500	172	Gam Gru	3.0030	13100.	107	38538	No
75	GOM_NL__2PRFIN20090714_085915_000000392080_00408_38538_0431.N1	14-JUL-2009 08:59:15	Bright	39.000	168	17Zet Aql	2.9860	11000.	78	38538	No
76	GOM_NL__2PRFIN20090714_090941_000000422080_00408_38538_0432.N1	14-JUL-2009 09:09:41	Bright	41.500	144	18Del Cyg	2.8600	11000.	83	38538	No
77	GOM_NL__2PRFIN20090714_091209_000000522080_00408_38538_0433.N1	14-JUL-2009 09:12:09	Bright	52.000	19	50Alp Cyg	1.2460	10500.	104	38538	No
78	GOM_NL__2PRFIN20090714_091654_000000412080_00408_38538_0434.N1	14-JUL-2009 09:16:54	Bright	41.000	89	5Alp Cep	2.4510	8000.0	82	38538	No
79	GOM_NL__2PRFIN20090714_092422_000000492080_00408_38538_0435.N1	14-JUL-2009 09:24:22	Bright	49.000	74	11Bet Cas	2.2680	6600.0	98	38538	No
80	GOM_NL__2PRFIN20090714_092640_000000522080_00408_38538_0436.N1	14-JUL-2009 09:26:40	Bright	52.000	110	37Del Cas	2.6780	8900.0	104	38538	No
81	GOM_NL__2PRFIN20090714_093035_000000412080_00408_38538_0437.N1	14-JUL-2009 09:30:35	Bright	40.500	160	23Gam Per	2.9300	4700.0	81	38538	No
82	GOM_NL__2PRFIN20090714_093155_000000592080_00408_38538_0438.N1	14-JUL-2009 09:31:55	Bright	59.000	35	33Alp Per	1.7950	6250.0	118	38538	No
83	GOM_NL__2PRFIN20090714_093356_000000372080_00408_38538_0439.N1	14-JUL-2009 09:33:56	Tw_i_and_stray	37.000	73	57Gam1And	2.2600	13100.	74	38538	No
84	GOM_NL__2PRFIN20090714_094756_000000592080_00408_38538_0440.N1	14-JUL-2009 09:47:56	Dark	59.000	94	92Alp Cet	2.5260	3100.0	118	38538	No
85	GOM_NL__2PRFIN20090714_100856_000000522080_00409_38539_0441.N1	14-JUL-2009 10:08:56	Dark	51.500	84	Alp Phe	2.3970	4500.0	103	38539	No
86	GOM_NL__2PRFIN20090714_101451_000000662080_00409_38539_0442.N1	14-JUL-2009 10:14:51	Straylight	65.500	63	Bet Gru	2.1500	2800.0	131	38539	No
87	GOM_NL__2PRFIN20090714_101629_000000482080_00409_38539_0443.N1	14-JUL-2009 10:16:29	Straylight	48.000	31	Alp Gru	1.7340	15200.	96	38539	No
88	GOM_NL__2PRFIN20090714_101941_000000542080_00409_38539_0444.N1	14-JUL-2009 10:19:41	Straylight	53.500	172	Gam Gru	3.0030	13100.	107	38539	No
89	GOM_NL__2PRFIN20090714_103951_000000392080_00409_38539_0445.N1	14-JUL-2009 10:39:51	Bright	39.000	168	17Zet Aql	2.9860	11000.	78	38539	No
90	GOM_NL__2PRFIN20090714_105016_000000432080_00409_38539_0446.N1	14-JUL-2009 10:50:16	Bright	42.500	144	18Del Cyg	2.8600	11000.	85	38539	No
91	GOM_NL__2PRFIN20090714_105244_000000522080_00409_38539_0447.N1	14-JUL-2009 10:52:44	Bright	51.500	19	50Alp Cyg	1.2460	10500.	103	38539	No
92	GOM_NL__2PRFIN20090714_105729_000000432080_00409_38539_0448.N1	14-JUL-2009 10:57:29	Bright	43.000	89	5Alp Cep	2.4510	8000.0	86	38539	No
93	GOM_NL__2PRFIN20090714_110457_000000492080_00409_38539_0449.N1	14-JUL-2009 11:04:57	Bright	49.000	74	11Bet Cas	2.2680	6600.0	98	38539	No
94	GOM_NL__2PRFIN20090714_110716_000000422080_00409_38539_0450.N1	14-JUL-2009 11:07:16	Bright	41.500	110	37Del Cas	2.6780	8900.0	83	38539	No
95	GOM_NL__2PRFIN20090714_111111_000000402080_00409_38539_0451.N1	14-JUL-2009 11:11:11	Bright	40.000	160	23Gam Per	2.9300	4700.0	80	38539	No
96	GOM_NL__2PRFIN20090714_111231_000000422080_00409_38539_0452.N1	14-JUL-2009 11:12:31	Bright	41.500	35	33Alp Per	1.7950	6250.0	83	38539	No
97	GOM_NL__2PRFIN20090714_111431_000000372080_00409_38539_0453.N1	14-JUL-2009 11:14:31	Tw_i_and_stray	37.000	73	57Gam1And	2.2600	13100.	74	38539	No
98	GOM_NL__2PRFIN20090714_112833_000000662080_00409_38539_0454.N1	14-JUL-2009 11:28:33	Dark	66.000	94	92Alp Cet	2.5260	3100.0	132	38539	No
99	GOM_NL__2PRFIN20090714_114933_000000552080_00410_38540_0455.N1	14-JUL-2009 11:49:33	Dark	54.500	84	Alp Phe	2.3970	4500.0	109	38540	No
100	GOM_NL__2PRFIN20090714_115527_000000532080_00410_38540_0456.N1	14-JUL-2009 11:55:27	Straylight	53.000	63	Bet Gru	2.1500	2800.0	106	38540	No
101	GOM_NL__2PRFIN20090714_115706_000000492080_00410_38540_0457.N1	14-JUL-2009 11:57:06	Straylight	49.000	31	Alp Gru	1.7340	15200.	98	38540	No

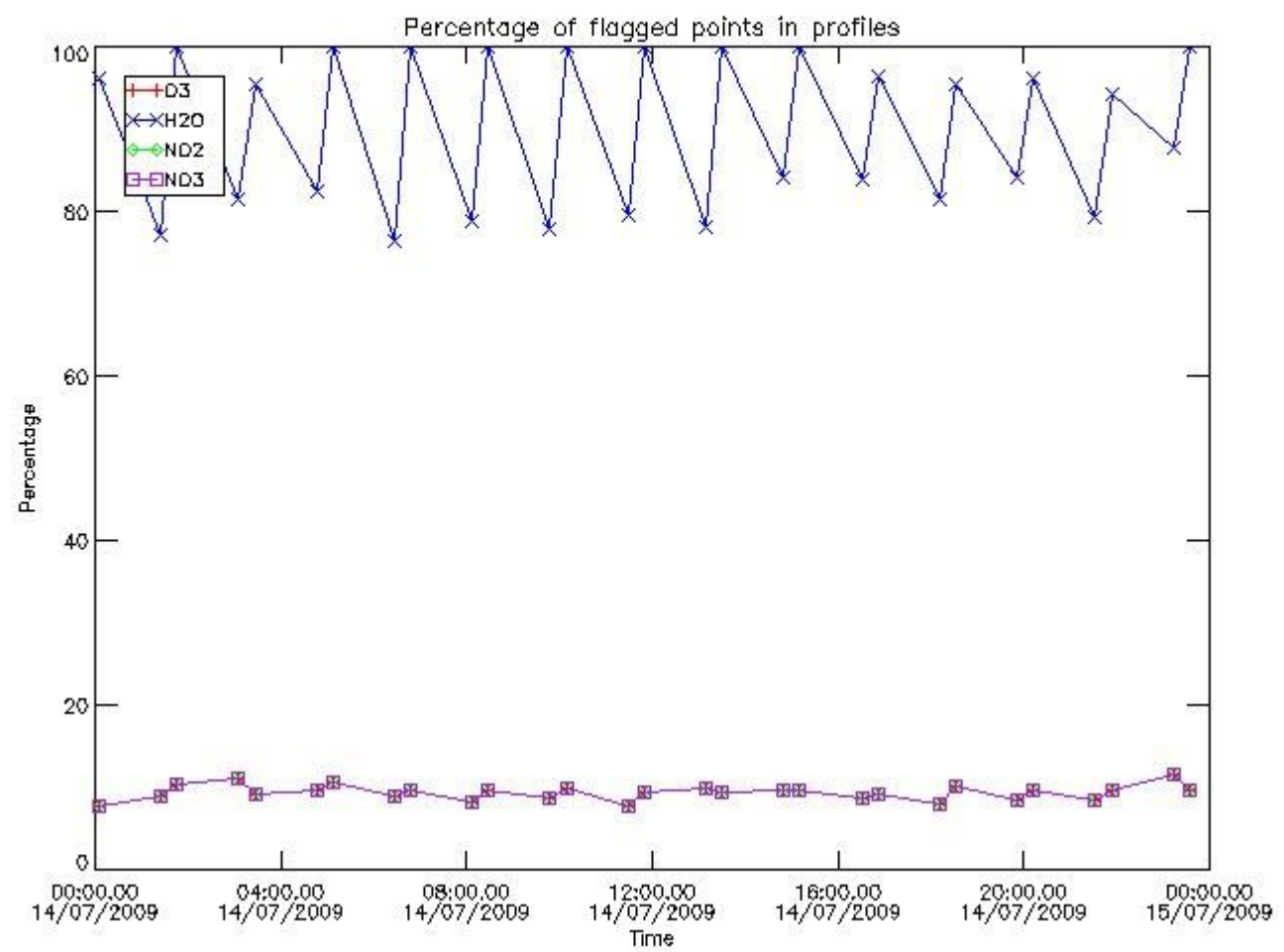
102	GOM_NL__2PRFIN20090714_120018_000000542080_00410_38540_0458.N1	14-JUL-2009 12:00:18	Straylight	53.500	172	Gam Gru	3.0030	13100.	107	38540	No
103	GOM_NL__2PRFIN20090714_122026_000000382080_00410_38540_0459.N1	14-JUL-2009 12:20:26	Bright	38.000	168	17Zet Aql	2.9860	11000.	76	38540	No
104	GOM_NL__2PRFIN20090714_123051_000000452080_00410_38540_0460.N1	14-JUL-2009 12:30:51	Bright	44.500	144	18Del Cyg	2.8600	11000.	89	38540	No
105	GOM_NL__2PRFIN20090714_123319_000000532080_00410_38540_0461.N1	14-JUL-2009 12:33:19	Bright	53.000	19	50Alp Cyg	1.2460	10500.	106	38540	No
106	GOM_NL__2PRFIN20090714_123804_000000412080_00410_38540_0462.N1	14-JUL-2009 12:38:04	Bright	41.000	89	5Alp Cep	2.4510	8000.0	82	38540	No
107	GOM_NL__2PRFIN20090714_124751_000000452080_00410_38540_0463.N1	14-JUL-2009 12:47:51	Bright	45.000	110	37Del Cas	2.6780	8900.0	90	38540	No
108	GOM_NL__2PRFIN20090714_125147_000000412080_00410_38540_0464.N1	14-JUL-2009 12:51:47	Bright	41.000	160	23Gam Per	2.9300	4700.0	82	38540	No
109	GOM_NL__2PRFIN20090714_125306_000000392080_00410_38540_0465.N1	14-JUL-2009 12:53:06	Bright	39.000	35	33Alp Per	1.7950	6250.0	78	38540	No
110	GOM_NL__2PRFIN20090714_125507_000000312080_00410_38540_0466.N1	14-JUL-2009 12:55:07	Twi_and_stray	31.000	73	57Gam1And	2.2600	13100.	62	38540	No
111	GOM_NL__2PRFIN20090714_130909_000000622080_00410_38540_0467.N1	14-JUL-2009 13:09:09	Dark	62.000	94	92Alp Cet	2.5260	3100.0	124	38540	No
112	GOM_NL__2PRFIN20090714_133010_000000552080_00411_38541_0469.N1	14-JUL-2009 13:30:10	Dark	54.500	84	Alp Phe	2.3970	4500.0	109	38541	No
113	GOM_NL__2PRFIN20090714_133604_000000542080_00411_38541_0470.N1	14-JUL-2009 13:36:04	Straylight	53.500	63	Bet Gru	2.1500	2800.0	107	38541	No
114	GOM_NL__2PRFIN20090714_133742_000000482080_00411_38541_0471.N1	14-JUL-2009 13:37:42	Straylight	48.000	31	Alp Gru	1.7340	15200.	96	38541	No
115	GOM_NL__2PRFIN20090714_134055_000000532080_00411_38541_0472.N1	14-JUL-2009 13:40:55	Straylight	53.000	172	Gam Gru	3.0030	13100.	106	38541	No
116	GOM_NL__2PRFIN20090714_140107_000000362080_00411_38541_0473.N1	14-JUL-2009 14:01:07	Bright	35.500	168	17Zet Aql	2.9860	11000.	71	38541	No
117	GOM_NL__2PRFIN20090714_141127_000000422080_00411_38541_0474.N1	14-JUL-2009 14:11:27	Bright	41.500	144	18Del Cyg	2.8600	11000.	83	38541	No
118	GOM_NL__2PRFIN20090714_141354_000000532080_00411_38541_0475.N1	14-JUL-2009 14:13:54	Bright	52.500	19	50Alp Cyg	1.2460	10500.	105	38541	No
119	GOM_NL__2PRFIN20090714_141839_000000422080_00411_38541_0476.N1	14-JUL-2009 14:18:39	Bright	41.500	89	5Alp Cep	2.4510	8000.0	83	38541	No
120	GOM_NL__2PRFIN20090714_142608_000000732080_00411_38541_0477.N1	14-JUL-2009 14:26:08	Bright	73.000	74	11Bet Cas	2.2680	6600.0	146	38541	No
121	GOM_NL__2PRFIN20090714_142827_000000672080_00411_38541_0478.N1	14-JUL-2009 14:28:27	Bright	67.000	110	37Del Cas	2.6780	8900.0	134	38541	No
122	GOM_NL__2PRFIN20090714_143223_000000392080_00411_38541_0479.N1	14-JUL-2009 14:32:23	Bright	38.500	160	23Gam Per	2.9300	4700.0	77	38541	No
123	GOM_NL__2PRFIN20090714_143342_000000442080_00411_38541_0480.N1	14-JUL-2009 14:33:42	Bright	44.000	35	33Alp Per	1.7950	6250.0	88	38541	No
124	GOM_NL__2PRFIN20090714_143543_000000312080_00411_38541_0481.N1	14-JUL-2009 14:35:43	Twi_and_stray	31.000	73	57Gam1And	2.2600	13100.	62	38541	No
125	GOM_NL__2PRFIN20090714_144946_000000642080_00411_38541_0482.N1	14-JUL-2009 14:49:46	Dark	63.500	94	92Alp Cet	2.5260	3100.0	127	38541	No
126	GOM_NL__2PRFIN20090714_151047_000000532080_00412_38542_0483.N1	14-JUL-2009 15:10:47	Dark	53.000	84	Alp Phe	2.3970	4500.0	106	38542	No
127	GOM_NL__2PRFIN20090714_151641_000000532080_00412_38542_0484.N1	14-JUL-2009 15:16:41	Straylight	52.500	63	Bet Gru	2.1500	2800.0	105	38542	No
128	GOM_NL__2PRFIN20090714_151819_000000502080_00412_38542_0485.N1	14-JUL-2009 15:18:19	Straylight	50.000	31	Alp Gru	1.7340	15200.	100	38542	No
129	GOM_NL__2PRFIN20090714_152131_000000532080_00412_38542_0486.N1	14-JUL-2009 15:21:31	Straylight	53.000	172	Gam Gru	3.0030	13100.	106	38542	No
130	GOM_NL__2PRFIN20090714_154048_000000502080_00412_38542_0487.N1	14-JUL-2009 15:40:48	Bright	49.500	11	53Alp Aql	0.76500	8000.0	99	38542	No
131	GOM_NL__2PRFIN20090714_155202_000000432080_00412_38542_0488.N1	14-JUL-2009 15:52:02	Bright	42.500	144	18Del Cyg	2.8600	11000.	85	38542	No
132	GOM_NL__2PRFIN20090714_155429_000000522080_00412_38542_0489.N1	14-JUL-2009 15:54:29	Bright	52.000	19	50Alp Cyg	1.2460	10500.	104	38542	No
133	GOM_NL__2PRFIN20090714_155915_000000462080_00412_38542_0490.N1	14-JUL-2009 15:59:15	Bright	45.500	89	5Alp Cep	2.4510	8000.0	91	38542	No
134	GOM_NL__2PRFIN20090714_160643_000000502080_00412_38542_0491.N1	14-JUL-2009 16:06:43	Bright	49.500	74	11Bet Cas	2.2680	6600.0	99	38542	No
135	GOM_NL__2PRFIN20090714_160902_000000442080_00412_38542_0492.N1	14-JUL-2009 16:09:02	Bright	43.500	110	37Del Cas	2.6780	8900.0	87	38542	No
136	GOM_NL__2PRFIN20090714_161258_000000602080_00412_38542_0493.N1	14-JUL-2009 16:12:58	Bright	60.000	160	23Gam Per	2.9300	4700.0	120	38542	No
137	GOM_NL__2PRFIN20090714_161418_000000412080_00412_38542_0494.N1	14-JUL-2009 16:14:18	Bright	41.000	35	33Alp Per	1.7950	6250.0	82	38542	No
138	GOM_NL__2PRFIN20090714_161618_000000262080_00412_38542_0495.N1	14-JUL-2009 16:16:18	Twi_and_stray	26.000	73	57Gam1And	2.2600	13100.	52	38542	No
139	GOM_NL__2PRFIN20090714_161713_000000492080_00412_38542_0496.N1	14-JUL-2009 16:17:13	Bright	48.500	79	26Bet Per	2.3100	13100.	97	38542	No
140	GOM_NL__2PRFIN20090714_163023_000000592080_00412_38542_0497.N1	14-JUL-2009 16:30:23	Dark	59.000	94	92Alp Cet	2.5260	3100.0	118	38542	No
141	GOM_NL__2PRFIN20090714_165124_000000562080_00413_38543_0491.N1	14-JUL-2009 16:51:24	Dark	55.500	84	Alp Phe	2.3970	4500.0	111	38543	No
142	GOM_NL__2PRFIN20090714_165718_000000482080_00413_38543_0492.N1	14-JUL-2009 16:57:18	Straylight	48.000	63	Bet Gru	2.1500	2800.0	96	38543	No
143	GOM_NL__2PRFIN20090714_165856_000000472080_00413_38543_0493.N1	14-JUL-2009 16:58:56	Straylight	47.000	31	Alp Gru	1.7340	15200.	94	38543	No
144	GOM_NL__2PRFIN20090714_170208_000000542080_00413_38543_0494.N1	14-JUL-2009 17:02:08	Straylight	53.500	172	Gam Gru	3.0030	13100.	107	38543	No
145	GOM_NL__2PRFIN20090714_172123_000000462080_00413_38543_0495.N1	14-JUL-2009 17:21:23	Bright	45.500	11	53Alp Aql	0.76500	8000.0	91	38543	No
146	GOM_NL__2PRFIN20090714_173237_000000422080_00413_38543_0496.N1	14-JUL-2009 17:32:37	Bright	42.000	144	18Del Cyg	2.8600	11000.	84	38543	No
147	GOM_NL__2PRFIN20090714_173504_000000522080_00413_38543_0497.N1	14-JUL-2009 17:35:04	Bright	52.000	19	50Alp Cyg	1.2460	10500.	104	38543	No
148	GOM_NL__2PRFIN20090714_173950_000000422080_00413_38543_0498.N1	14-JUL-2009 17:39:50	Bright	42.000	89	5Alp Cep	2.4510	8000.0	84	38543	No
149	GOM_NL__2PRFIN20090714_174718_000000492080_00413_38543_0499.N1	14-JUL-2009 17:47:18	Bright	49.000	74	11Bet Cas	2.2680	6600.0	98	38543	No
150	GOM_NL__2PRFIN20090714_174938_000000432080_00413_38543_0500.N1	14-JUL-2009 17:49:38	Bright	42.500	110	37Del Cas	2.6780	8900.0	85	38543	No
151	GOM_NL__2PRFIN20090714_175334_000000602080_00413_38543_0501.N1	14-JUL-2009 17:53:34	Bright	60.000	160	23Gam Per	2.9300	4700.0	120	38543	No
152	GOM_NL__2PRFIN20090714_175454_000000402080_00413_38543_0502.N1	14-JUL-2009 17:54:54	Bright	40.000	35	33Alp Per	1.7950	6250.0	80	38543	No
153	GOM_NL__2PRFIN20090714_175654_000000262080_00413_38543_0503.N1	14-JUL-2009 17:56:54	Twi_and_stray	26.000	73	57Gam1And	2.2600	13100.	52	38543	No
154	GOM_NL__2PRFIN20090714_175749_000000422080_00413_38543_0504.N1	14-JUL-2009 17:57:49	Bright	42.000	79	26Bet Per	2.3100	13100.	84	38543	No
155	GOM_NL__2PRFIN20090714_181059_000000652080_00413_38543_0505.N1	14-JUL-2009 18:10:59	Dark	65.000	94	92Alp Cet	2.5260	3100.0	130	38543	No
156	GOM_NL__2PRFIN20090714_183202_000000562080_00414_38544_0499.N1	14-JUL-2009 18:32:02	Dark	55.500	84	Alp Phe	2.3970	4500.0	111	38544	No
157	GOM_NL__2PRFIN20090714_183755_000000522080_00414_38544_0500.N1	14-JUL-2009 18:37:55	Straylight	51.500	63	Bet Gru	2.1500	2800.0	103	38544	No
158	GOM_NL__2PRFIN20090714_183932_000000462080_00414_38544_0501.N1	14-JUL-2009 18:39:32	Straylight	46.000	31	Alp Gru	1.7340	15200.	92	38544	No
159	GOM_NL__2PRFIN20090714_184245_000000532080_00414_38544_0502.N1	14-JUL-2009 18:42:45	Straylight	53.000	172	Gam Gru	3.0030	13100.	106	38544	No
160	GOM_NL__2PRFIN20090714_190159_000000492080_00414_38544_0503.N1	14-JUL-2009 19:01:59	Bright	48.500	11	53Alp Aql	0.76500	8000.0	97	38544	No

161	GOM_NL__2PRFIN20090714_191313_000000422080_00414_38544_0504.N1	14-JUL-2009 19:13:13	Bright	42.000	144	18Del Cyg	2.8600	11000.	84	38544	No
162	GOM_NL__2PRFIN20090714_191539_000000582080_00414_38544_0505.N1	14-JUL-2009 19:15:39	Bright	57.500	19	50Alp Cyg	1.2460	10500.	115	38544	No
163	GOM_NL__2PRFIN20090714_192026_000000412080_00414_38544_0506.N1	14-JUL-2009 19:20:26	Bright	41.000	89	5Alp Cep	2.4510	8000.0	82	38544	No
164	GOM_NL__2PRFIN20090714_192754_000000522080_00414_38544_0507.N1	14-JUL-2009 19:27:54	Bright	51.500	74	11Bet Cas	2.2680	6600.0	103	38544	No
165	GOM_NL__2PRFIN20090714_193013_000000462080_00414_38544_0508.N1	14-JUL-2009 19:30:13	Bright	45.500	110	37Del Cas	2.6780	8900.0	91	38544	No
166	GOM_NL__2PRFIN20090714_193410_000000472080_00414_38544_0509.N1	14-JUL-2009 19:34:10	Bright	46.500	160	23Gam Per	2.9300	4700.0	93	38544	No
167	GOM_NL__2PRFIN20090714_193530_000000592080_00414_38544_0510.N1	14-JUL-2009 19:35:30	Bright	59.000	35	33Alp Per	1.7950	6250.0	118	38544	No
168	GOM_NL__2PRFIN20090714_193825_000000512080_00414_38544_0511.N1	14-JUL-2009 19:38:25	Bright	50.500	79	26Bet Per	2.3100	13100.	101	38544	No
169	GOM_NL__2PRFIN20090714_195136_000000662080_00414_38544_0512.N1	14-JUL-2009 19:51:36	Dark	66.000	94	92Alp Cet	2.5260	3100.0	132	38544	No
170	GOM_NL__2PRFIN20090714_201239_000000532080_00415_38545_0509.N1	14-JUL-2009 20:12:39	Dark	53.000	84	Alp Phe	2.3970	4500.0	106	38545	No
171	GOM_NL__2PRFIN20090714_201831_000000612080_00415_38545_0510.N1	14-JUL-2009 20:18:31	Straylight	61.000	63	Bet Gru	2.1500	2800.0	122	38545	No
172	GOM_NL__2PRFIN20090714_202009_000000542080_00415_38545_0511.N1	14-JUL-2009 20:20:09	Straylight	53.500	31	Alp Gru	1.7340	15200.	107	38545	No
173	GOM_NL__2PRFIN20090714_202322_000000532080_00415_38545_0512.N1	14-JUL-2009 20:23:22	Straylight	52.500	172	Gam Gru	3.0030	13100.	105	38545	No
174	GOM_NL__2PRFIN20090714_204235_000000452080_00415_38545_0513.N1	14-JUL-2009 20:42:35	Bright	45.000	11	53Alp Aql	0.76500	8000.0	90	38545	No
175	GOM_NL__2PRFIN20090714_205348_000000432080_00415_38545_0514.N1	14-JUL-2009 20:53:48	Bright	42.500	144	18Del Cyg	2.8600	11000.	85	38545	No
176	GOM_NL__2PRFIN20090714_205614_000000532080_00415_38545_0515.N1	14-JUL-2009 20:56:14	Bright	53.000	19	50Alp Cyg	1.2460	10500.	106	38545	No
177	GOM_NL__2PRFIN20090714_210101_000000422080_00415_38545_0516.N1	14-JUL-2009 21:01:01	Bright	42.000	89	5Alp Cep	2.4510	8000.0	84	38545	No
178	GOM_NL__2PRFIN20090714_210829_000000502080_00415_38545_0517.N1	14-JUL-2009 21:08:29	Bright	49.500	74	11Bet Cas	2.2680	6600.0	99	38545	No
179	GOM_NL__2PRFIN20090714_211049_000000452080_00415_38545_0518.N1	14-JUL-2009 21:10:49	Bright	44.500	110	37Del Cas	2.6780	8900.0	89	38545	No
180	GOM_NL__2PRFIN20090714_211446_000000422080_00415_38545_0519.N1	14-JUL-2009 21:14:46	Bright	42.000	160	23Gam Per	2.9300	4700.0	84	38545	No
181	GOM_NL__2PRFIN20090714_211606_000000492080_00415_38545_0520.N1	14-JUL-2009 21:16:06	Bright	49.000	35	33Alp Per	1.7950	6250.0	98	38545	No
182	GOM_NL__2PRFIN20090714_211901_000000462080_00415_38545_0521.N1	14-JUL-2009 21:19:01	Bright	46.000	79	26Bet Per	2.3100	13100.	92	38545	No
183	GOM_NL__2PRFIN20090714_213213_000000602080_00415_38545_0522.N1	14-JUL-2009 21:32:13	Dark	60.000	94	92Alp Cet	2.5260	3100.0	120	38545	No
184	GOM_NL__2PRFIN20090714_215316_000000532080_00416_38546_0538.N1	14-JUL-2009 21:53:16	Dark	52.500	84	Alp Phe	2.3970	4500.0	105	38546	No
185	GOM_NL__2PRFIN20090714_215908_000000632080_00416_38546_0539.N1	14-JUL-2009 21:59:08	Straylight	63.000	63	Bet Gru	2.1500	2800.0	126	38546	No
186	GOM_NL__2PRFIN20090714_220046_000000552080_00416_38546_0540.N1	14-JUL-2009 22:00:46	Straylight	55.000	31	Alp Gru	1.7340	15200.	110	38546	No
187	GOM_NL__2PRFIN20090714_220358_000000502080_00416_38546_0541.N1	14-JUL-2009 22:03:58	Straylight	50.000	172	Gam Gru	3.0030	13100.	100	38546	No
188	GOM_NL__2PRFIN20090714_222310_000000472080_00416_38546_0542.N1	14-JUL-2009 22:23:10	Bright	46.500	11	53Alp Aql	0.76500	8000.0	93	38546	No
189	GOM_NL__2PRFIN20090714_223424_000000442080_00416_38546_0543.N1	14-JUL-2009 22:34:24	Bright	43.500	144	18Del Cyg	2.8600	11000.	87	38546	No
190	GOM_NL__2PRFIN20090714_223649_000000522080_00416_38546_0544.N1	14-JUL-2009 22:36:49	Bright	52.000	19	50Alp Cyg	1.2460	10500.	104	38546	No
191	GOM_NL__2PRFIN20090714_224136_000000402080_00416_38546_0545.N1	14-JUL-2009 22:41:36	Bright	40.000	89	5Alp Cep	2.4510	8000.0	80	38546	No
192	GOM_NL__2PRFIN20090714_224904_000000512080_00416_38546_0546.N1	14-JUL-2009 22:49:04	Bright	51.000	74	11Bet Cas	2.2680	6600.0	102	38546	No
193	GOM_NL__2PRFIN20090714_225124_000000452080_00416_38546_0547.N1	14-JUL-2009 22:51:24	Bright	44.500	110	37Del Cas	2.6780	8900.0	89	38546	No
194	GOM_NL__2PRFIN20090714_225521_000000532080_00416_38546_0548.N1	14-JUL-2009 22:55:21	Bright	52.500	160	23Gam Per	2.9300	4700.0	105	38546	No
195	GOM_NL__2PRFIN20090714_225641_000000432080_00416_38546_0549.N1	14-JUL-2009 22:56:41	Bright	43.000	35	33Alp Per	1.7950	6250.0	86	38546	No
196	GOM_NL__2PRFIN20090714_225937_000000482080_00416_38546_0550.N1	14-JUL-2009 22:59:37	Bright	47.500	79	26Bet Per	2.3100	13100.	95	38546	No
197	GOM_NL__2PRFIN20090714_231249_000000702080_00416_38546_0551.N1	14-JUL-2009 23:12:49	Dark	69.500	94	92Alp Cet	2.5260	3100.0	139	38546	No
198	GOM_NL__2PRFIN20090714_233353_000000532080_00417_38547_0548.N1	14-JUL-2009 23:33:53	Dark	52.500	84	Alp Phe	2.3970	4500.0	105	38547	No
199	GOM_NL__2PRFIN20090714_233945_000000612080_00417_38547_0549.N1	14-JUL-2009 23:39:45	Straylight	60.500	63	Bet Gru	2.1500	2800.0	121	38547	No
200	GOM_NL__2PRFIN20090714_234122_000000542080_00417_38547_0550.N1	14-JUL-2009 23:41:22	Straylight	53.500	31	Alp Gru	1.7340	15200.	107	38547	No
201	GOM_NL__2PRFIN20090714_234435_000000542080_00417_38547_0551.N1	14-JUL-2009 23:44:35	Straylight	54.000	172	Gam Gru	3.0030	13100.	108	38547	No

3. Quality information per product

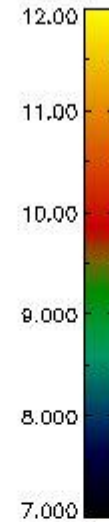
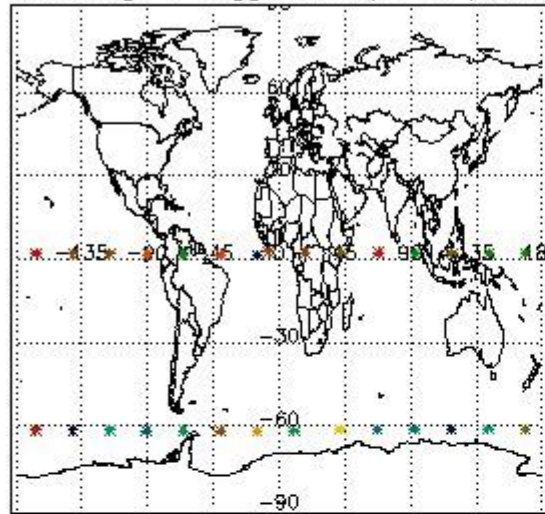
In this section it is plotted some information contained in the Quality Summary data set of the level 2 products. Only products in dark limb conditions and without errors (error flag in the MPH set to "0") are used.

3.1 Plot quality information per product (time dependant)

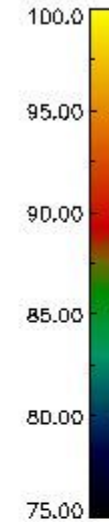
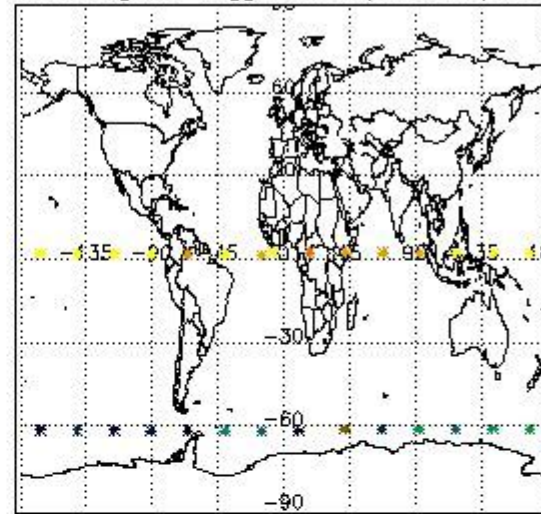


3.2 Plot quality information per product (world map)

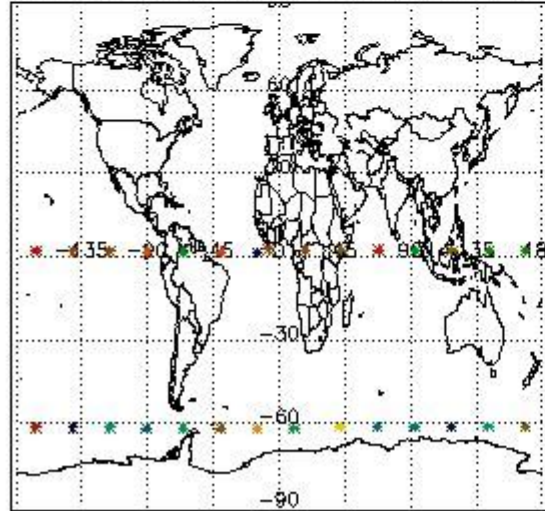
Percentage of flagged data per O3 profile



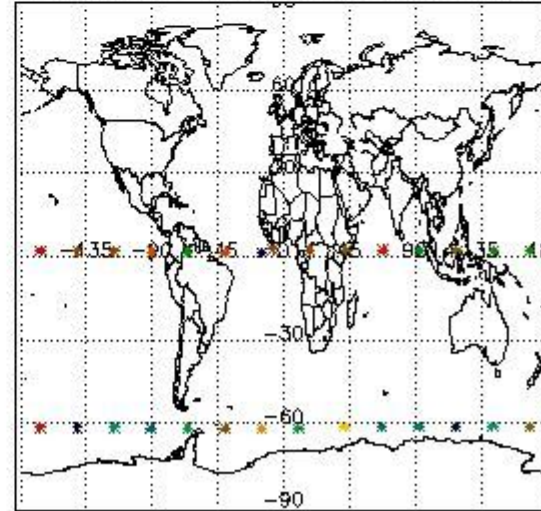
Percentage of flagged data per H2O profile



Percentage of flagged data per NO2 profile



Percentage of flagged data per NO3 profile

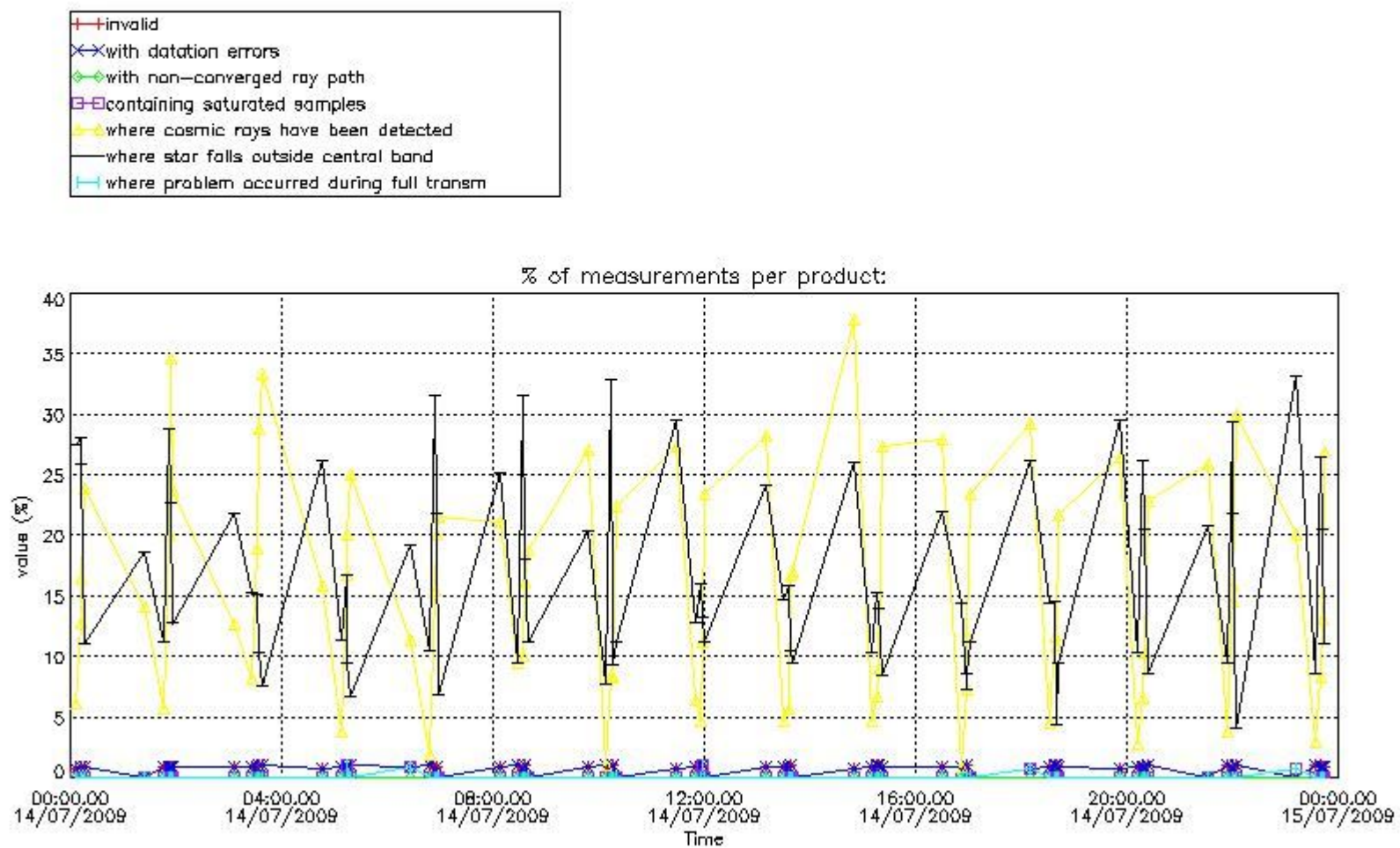


4. Level 1 quality information per product

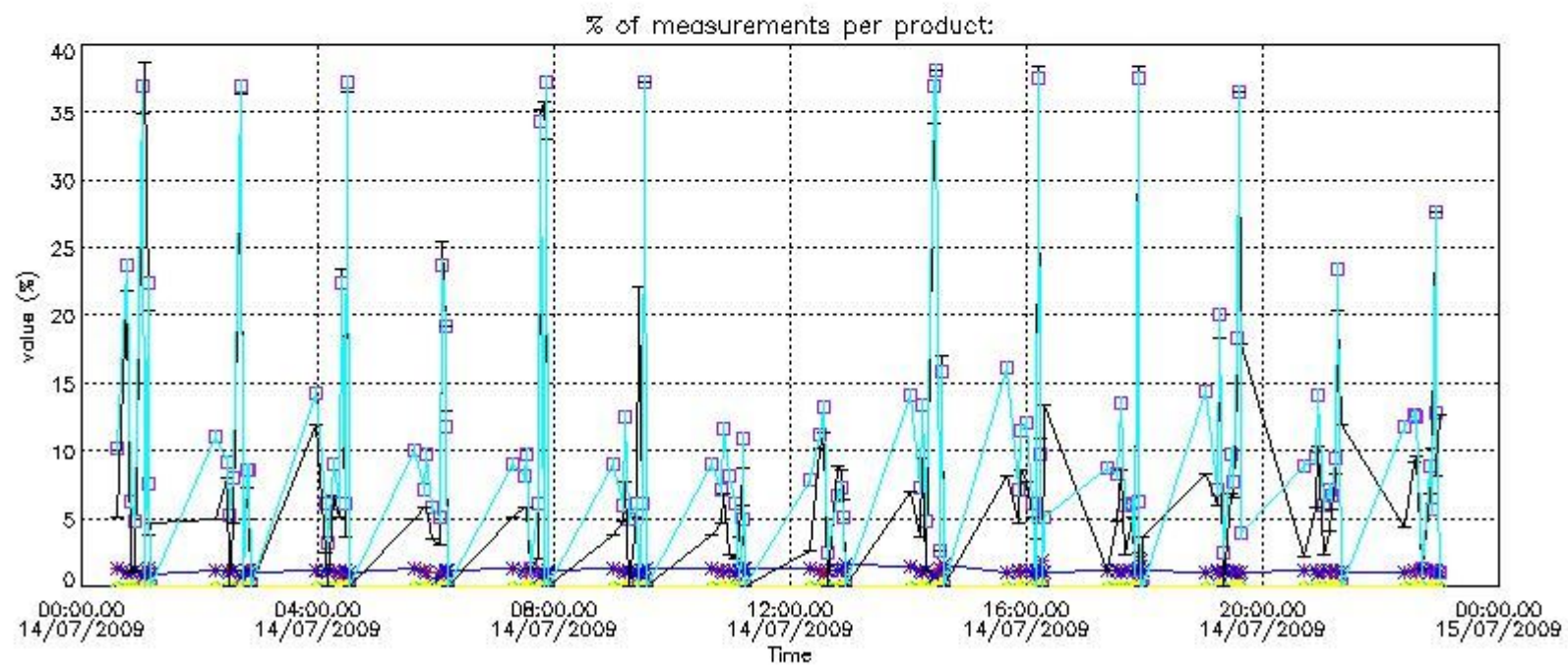
In this section it is plotted some information contained in the Quality Summary data set of the level 2 products that comes from the level 1b processing. Products without errors (error flag in the MPH set to "0") are used.

4.1 Plot quality information per product (time dependant) coming from level 1b processing

4.1.1 Plot level 1 quality information per product (time dependant): ENVISAT ASCENDING passes



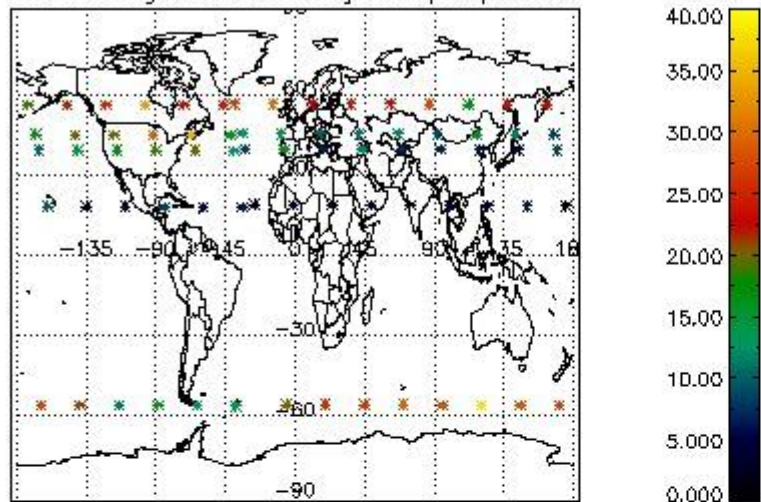
4.1.2 Plot level 1 quality information per product (time dependant): ENVI SAT DESCENDING passes



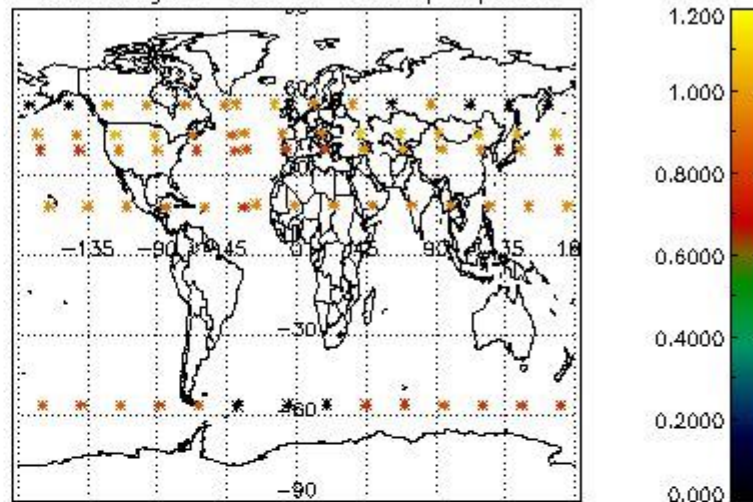
4.2 Plot quality information per product coming from level 1b processing (world map)

4.2.1 Plot level 1 quality information per product (world map): ENVISAT ASCENDING passes

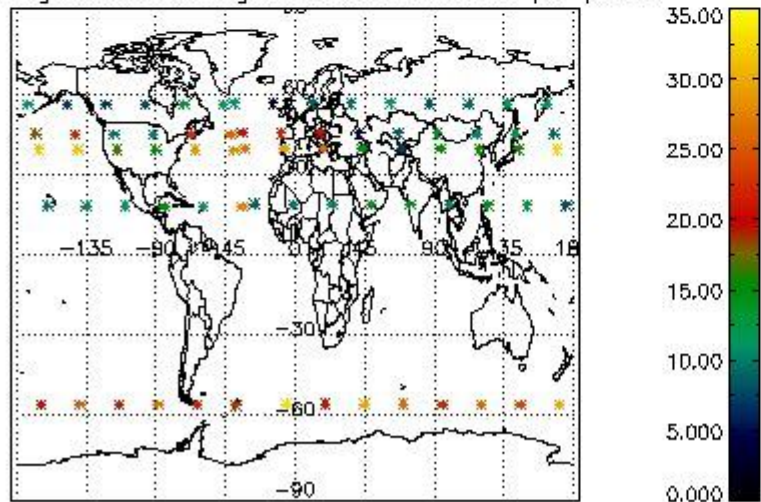
Percentage of cosmic ray hits per profile



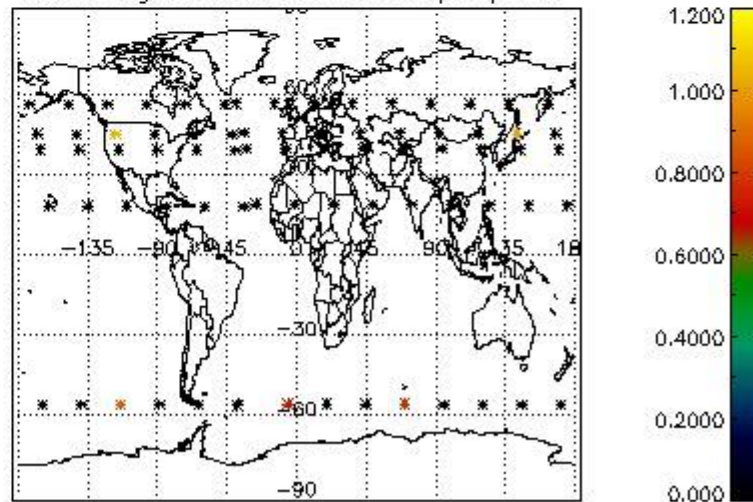
Percentage of datation errors per profile



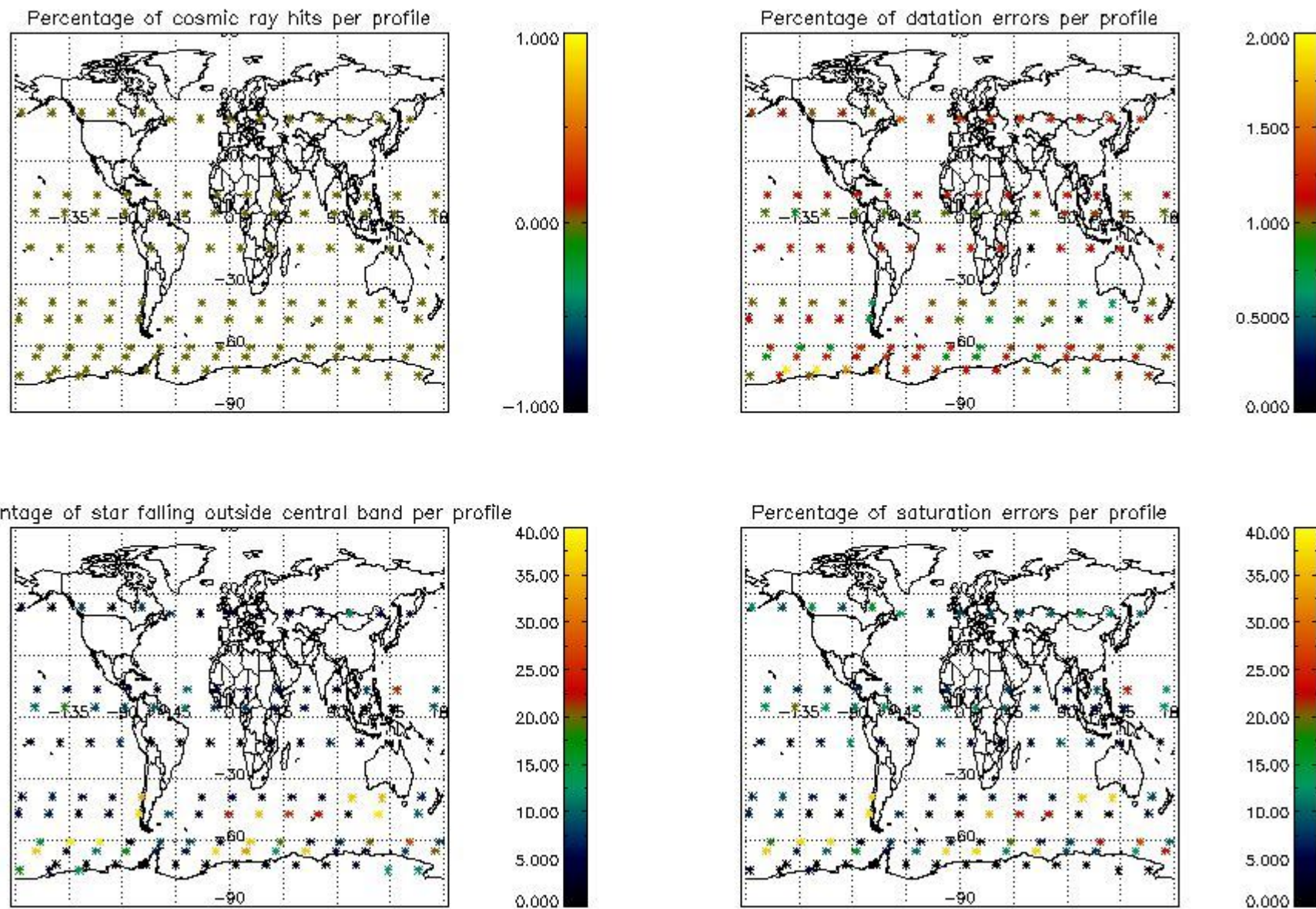
Percentage of star falling outside central band per profile



Percentage of saturation errors per profile



4.2.2 Plot level 1 quality information per product (world map): ENVISAT DESCENDING passes



5. Trace gas profiles

5.1 Ozone statistics based on quality of products

The final quality of the products can be "measured" using the STD (Standard Deviation) attached to every point profile. This information is written to the parameter GOM_NL__2P/NL_LOCAL_SPECIES_DENSITY/o3_std of the level 2 products. The table below shows the statistics for given STD ranges.

The statistics are given with respect to the overall valid production:

- Products without fatal errors: GOM_NL__2P/MPH/PRODUCT_ERR=0
- Valid point profile: GOM_NL__2P/NL_LOCAL_SPECIES_DENSITY/pcd(0)=0

The 'Criteria' is applied to valid points of dark limb products:

- Products in dark limb illumination condition: GOM_NL__2P/NL_SUMMARY_QUALITY/obs_ill_cond=0
- Products without fatal errors: GOM_NL__2P/MPH/PRODUCT_ERR=0
- Valid point profile: GOM_NL__2P/NL_LOCAL_SPECIES_DENSITY/pcd(0)=0

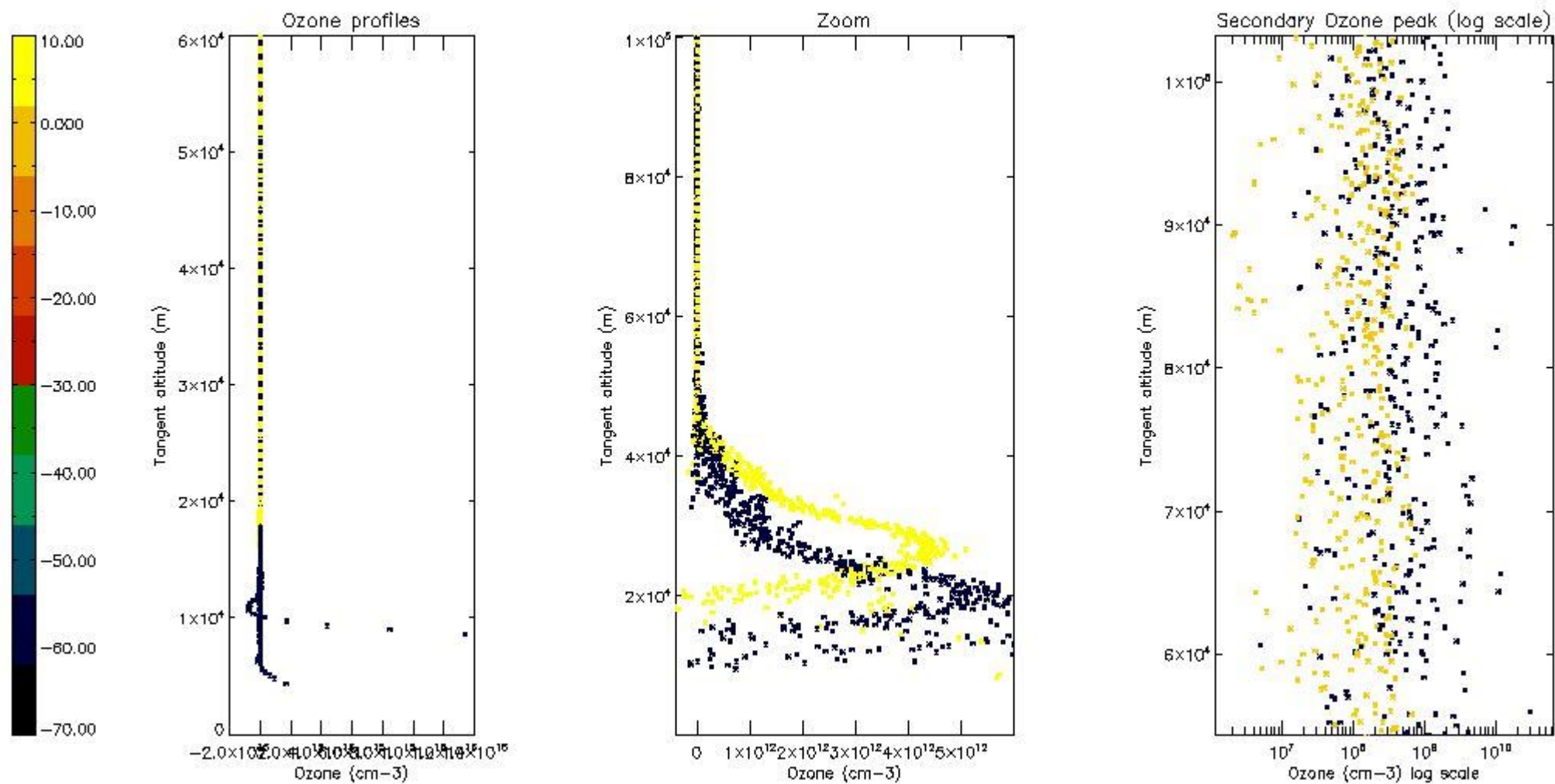
So, the table below shows the percentage of dark limb and valid observations for each criteria with respect to the overall valid daily observations.

Criteria	% of total production
All STD	17
STD < 20	4

STD < 10	2
STD < 5	0

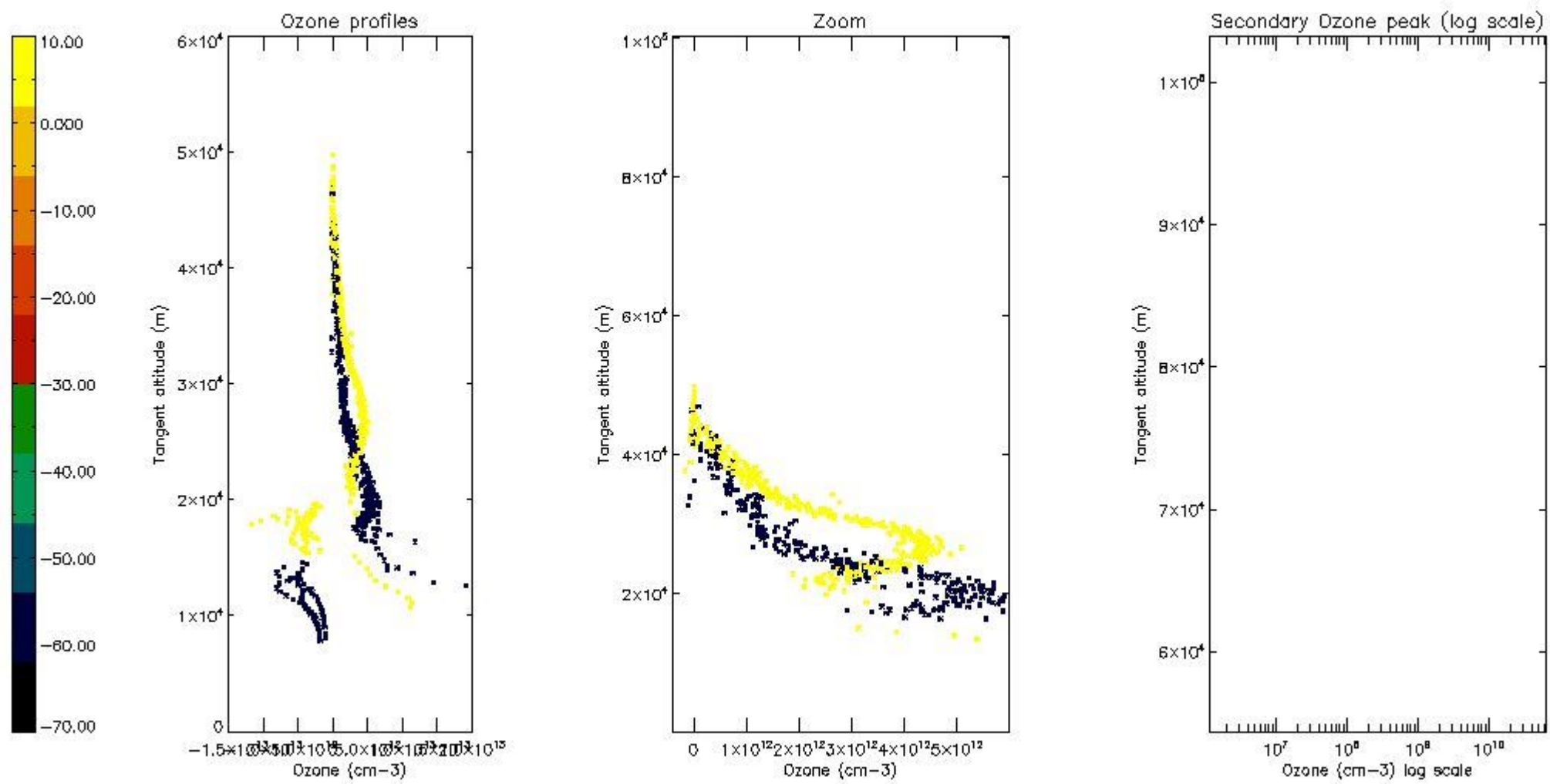
5.2 Plot ozone profiles for all STD (dark without errors)

The colorbar represents the latitude.



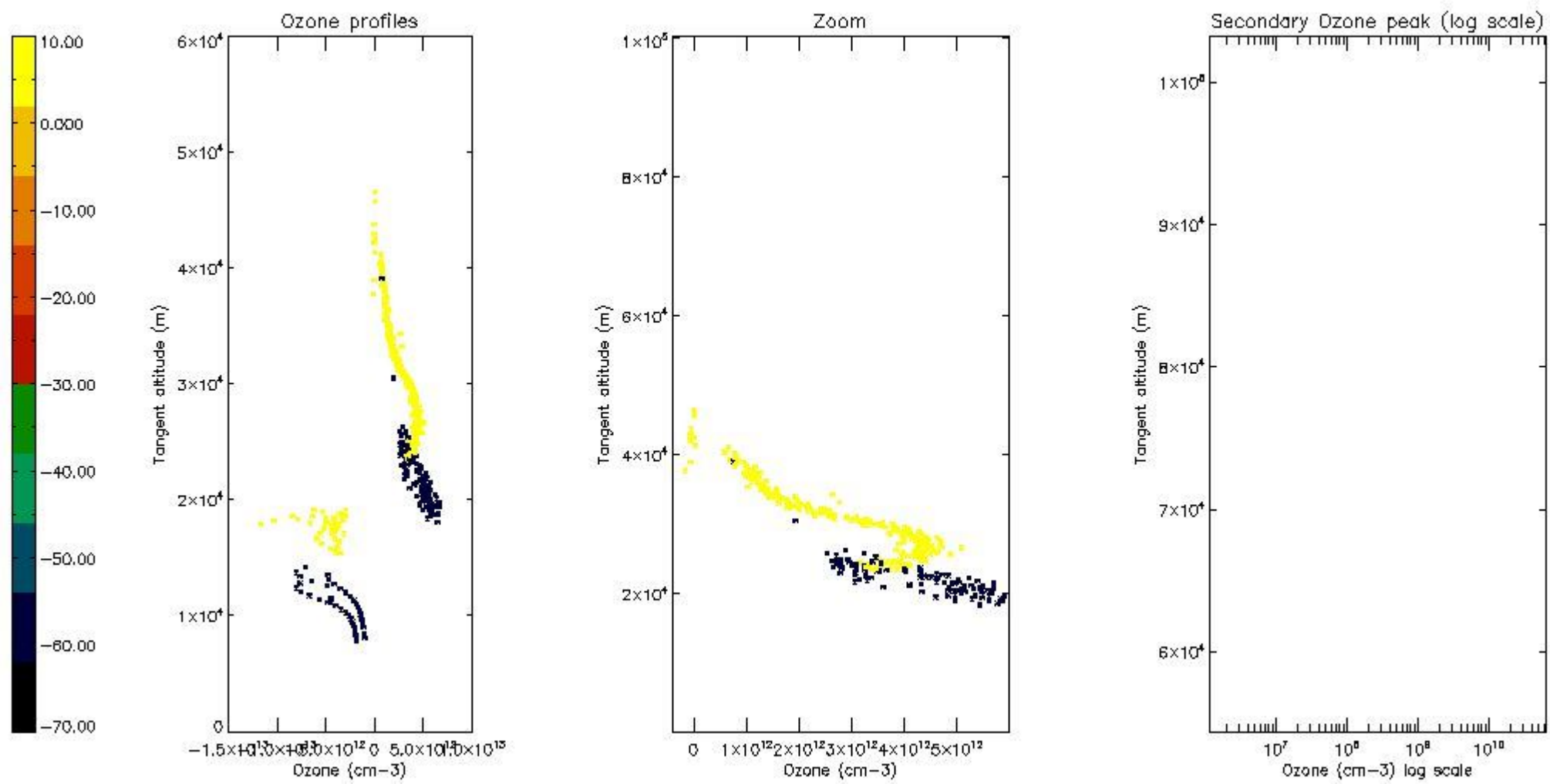
5.3 Plot ozone profiles where STD < 20% (dark without errors)

The colorbar represents the latitude.



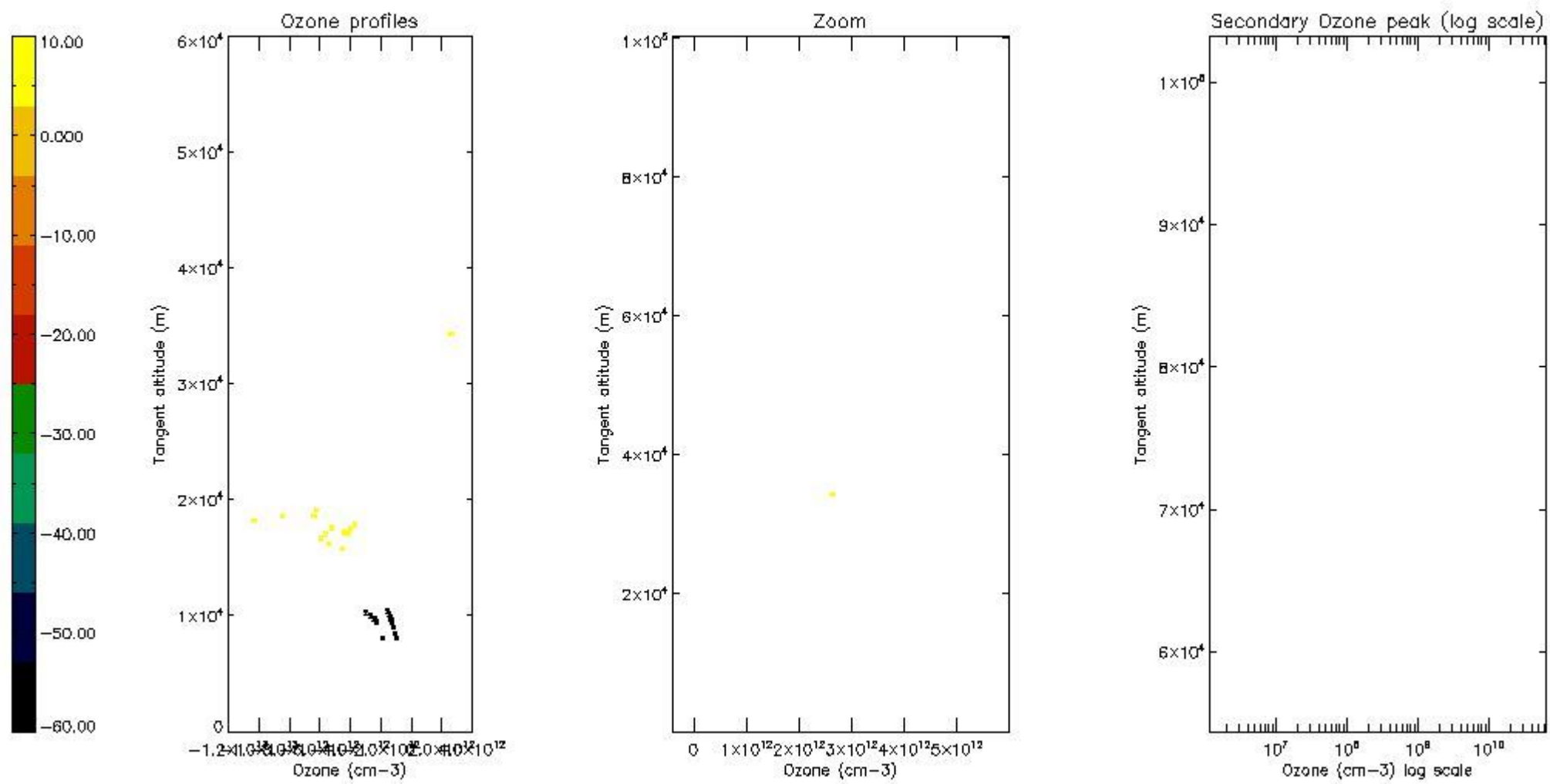
5.4 Plot ozone profiles where $STD < 10\%$ (dark without errors)

The colorbar represents the latitude.



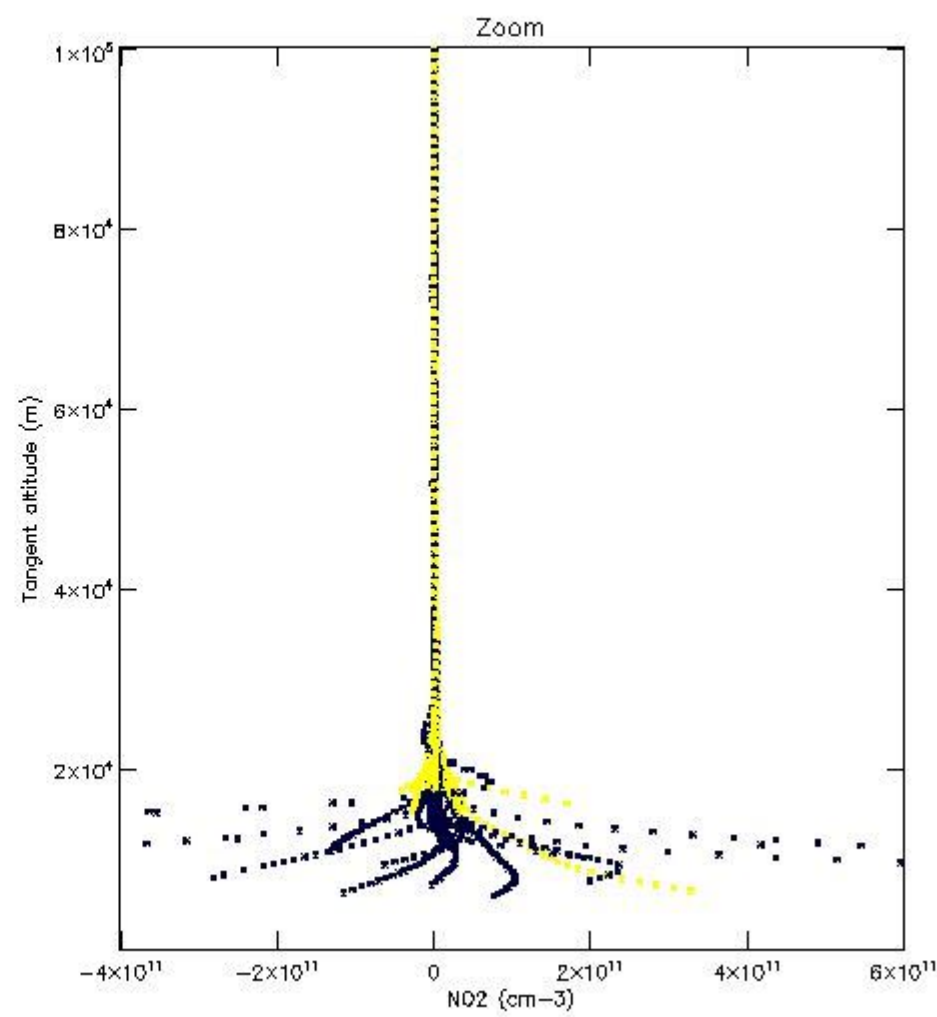
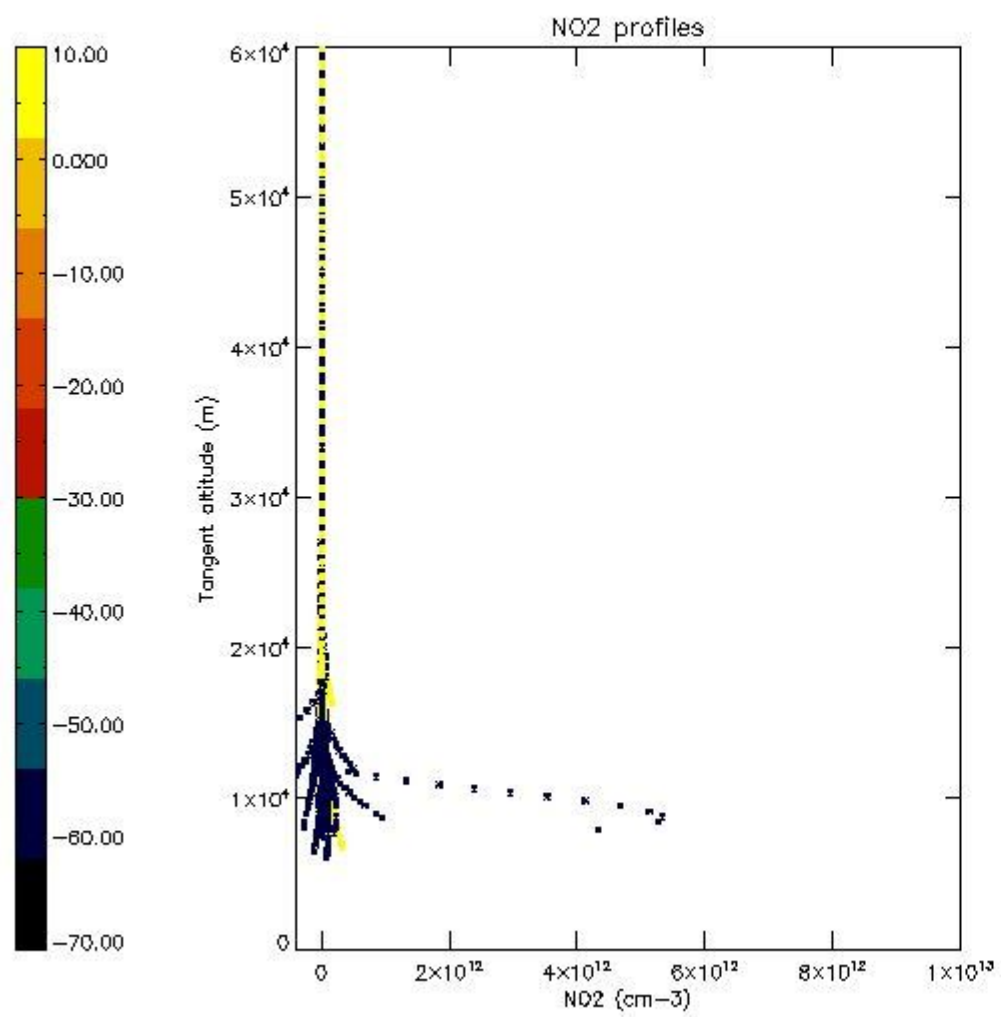
5.5 Plot ozone profiles where STD < 5% (dark without errors)

The colorbar represents the latitude.



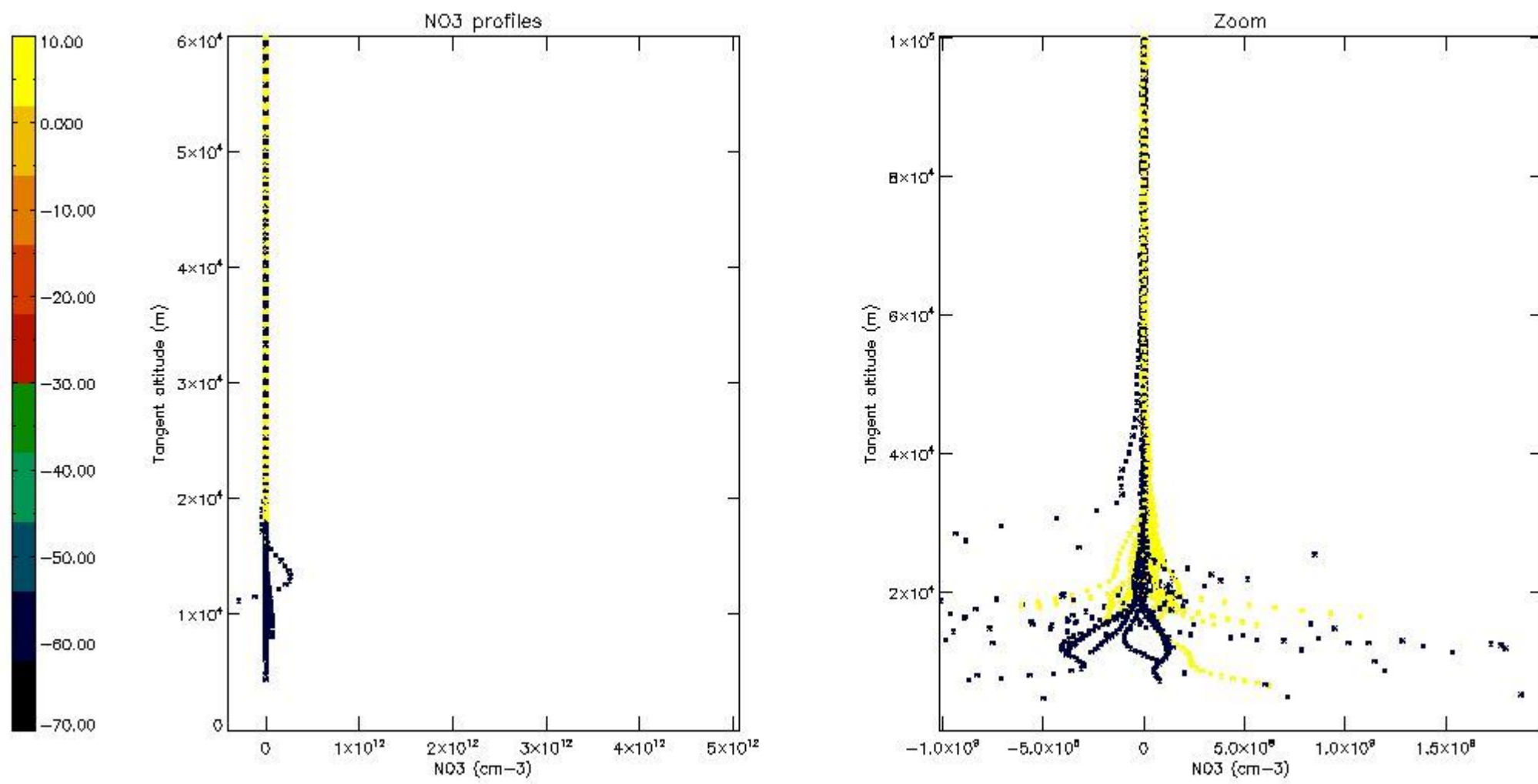
5.6 Plot NO₂ profiles for all STD (dark without errors)

The colorbar represents the latitude.



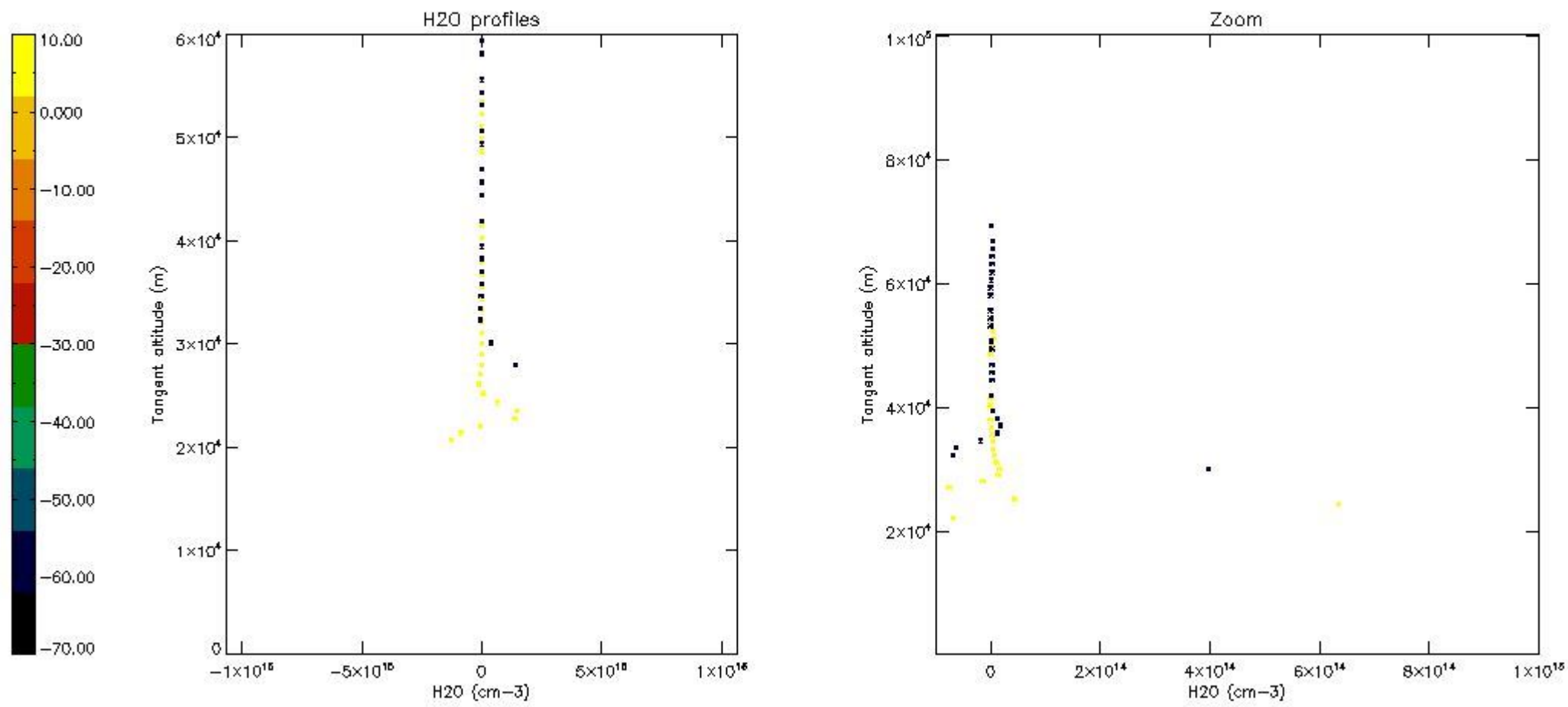
5.7 Plot NO3 profiles for all STD (dark without errors)

The colorbar represents the latitude.



5.8 Plot H₂O profiles for all STD (only for occultations of stars 1,2,3,4,13,14,16,26,63 dark without errors)

The colorbar represents the latitude.



6. Auxiliary Data Files used for the production reported in section 2

The number reported in the third column indicates since which file (see list in section 2) the corresponding auxiliary file has been used. The fourth column is the date of those product files.

Type	Auxiliary Filename	Used since product	Used since product date
INST_PHYS_CHARACTERISTICS	GOM_INS_AXVIEC20091111_143220_20030716_120000_20500101_000000	1	14-JUL-2009 00:05:14
LEVEL-2_PROC_CONFIG	GOM_PR2_AXVIEC20091111_152718_20020301_000000_20500101_000000	1	14-JUL-2009 00:05:14
CROSS_SECTIONS_FILE	GOM_CRS_AXVIEC20091111_154832_20020301_000000_20500101_000000	1	14-JUL-2009 00:05:14

GOMOS Level 2 Daily Report

SUMMARY

[1. General Info](#)

[2. Summary of processed GOM_NL_2P products](#)

[3. Level 2 Quality information per product](#)

[3.1 Plot of level 2 quality information per product \(time dependant\)](#)

[3.2 Plot of level 2 quality information per product \(world map\)](#)

[4. Level 1 Quality information per product \(stored on level 2 products\)](#)

[4.1 Plot of level 1 quality information per product \(time dependant\)](#)

[4.1.1 Plot of level 1 quality information per product \(time dependant\): ASCENDING](#)

[4.1.2 Plot of level 1 quality information per product \(time dependant\): DESCENDING](#)

[4.2 Plot of level 1 quality information per product \(world map\)](#)

[4.2.1 Plot of level 1 quality information per product \(world map\): ASCENDING](#)

[4.2.2 Plot of level 1 quality information per product \(world map\): DESCENDING](#)

[5. Ozone profiles based on quality statistics and other trace gas profiles](#)

[5.1 Ozone statistics based on quality of products](#)

[5.2 Plot ozone profiles for all STD \(dark without errors\)](#)

[5.3 Plot ozone profiles where STD < 20% \(dark without errors\)](#)

[5.4. Plot ozone profiles where STD < 10% \(dark without errors\)](#)

[5.5. Plot ozone profiles where STD < 5% \(dark without errors\)](#)

[5.6 Plot NO2 profiles for all STD \(dark without errors\)](#)

[5.7 Plot NO3 profiles for all STD \(dark without errors\)](#)

[5.8 Plot H2O profiles \(only for occultations of stars 1,2,3,4,13,14,16,26,63 dark without errors\) for all STD](#)

[6. Auxiliary Data Files used for the production reported in section 2](#)

This report presents the daily analysis on parameters extracted from GOMOS level 2 data (GOM_NL__2P). It is intended to monitor some important parameters that will impact the quality of these products. A list of level 2 products (and content) that have arrived during the reporting day to the PCF is also given.

Item	Value
Time of report generation	26APR2013 10:50:03
Data source version	GOMOS/6.01
Start time of products	14-07-2009 (14JUL2009 00:00:00)
Stop time of products	15-07-2009 (15JUL2009 00:00:00)
Store outputs in DB	Yes
Nb of level 2 prods	201
Nb of prods with errors	0

2. Summary of processed GOM_NL__2P products.

Nr	Filename	UTC Start time	Limb	Duration	Star Id	Star Name	Star Mag	Star Temp	Nb Meas	Orbit	Prod. error
1	GOM_NL__2PRFIN20090714_000514_000000662080_00403_38533_0332.N1	14-JUL-2009 00:05:14	Dark	65.500	84	Alp Phe	2.3970	4500.0	131	38533	No
2	GOM_NL__2PRFIN20090714_001110_000000632080_00403_38533_0333.N1	14-JUL-2009 00:11:10	Straylight	62.500	63	Bet Gru	2.1500	2800.0	125	38533	No
3	GOM_NL__2PRFIN20090714_001249_000000582080_00403_38533_0334.N1	14-JUL-2009 00:12:49	Straylight	58.000	31	Alp Gru	1.7340	15200.	116	38533	No
4	GOM_NL__2PRFIN20090714_001601_000000552080_00403_38533_0335.N1	14-JUL-2009 00:16:01	Straylight	54.500	172	Gam Gru	3.0030	13100.	109	38533	No
5	GOM_NL__2PRFIN20090714_003616_000000402080_00403_38533_0336.N1	14-JUL-2009 00:36:16	Bright	39.500	168	17Zet Aql	2.9860	11000.	79	38533	No
6	GOM_NL__2PRFIN20090714_004643_000000512080_00403_38533_0337.N1	14-JUL-2009 00:46:43	Bright	50.500	144	18Del Cyg	2.8600	11000.	101	38533	No
7	GOM_NL__2PRFIN20090714_004914_000000492080_00403_38533_0338.N1	14-JUL-2009 00:49:14	Bright	48.500	19	50Alp Cyg	1.2460	10500.	97	38533	No
8	GOM_NL__2PRFIN20090714_005357_000000422080_00403_38533_0339.N1	14-JUL-2009 00:53:57	Bright	41.500	89	5Alp Cep	2.4510	8000.0	83	38533	No
9	GOM_NL__2PRFIN20090714_010126_000000732080_00403_38533_0340.N1	14-JUL-2009 01:01:26	Bright	73.000	74	11Bet Cas	2.2680	6600.0	146	38533	No
10	GOM_NL__2PRFIN20090714_010342_000000662080_00403_38533_0341.N1	14-JUL-2009 01:03:42	Bright	66.000	110	37Del Cas	2.6780	8900.0	132	38533	No
11	GOM_NL__2PRFIN20090714_010736_000000492080_00403_38533_0342.N1	14-JUL-2009 01:07:36	Bright	49.000	160	23Gam Per	2.9300	4700.0	98	38533	No
12	GOM_NL__2PRFIN20090714_010855_000000402080_00403_38533_0343.N1	14-JUL-2009 01:08:55	Bright	40.000	35	33Alp Per	1.7950	6250.0	80	38533	No
13	GOM_NL__2PRFIN20090714_011057_000000542080_00403_38533_0344.N1	14-JUL-2009 01:10:57	Bright	54.000	73	57Gam1And	2.2600	13100.	108	38533	No
14	GOM_NL__2PRFIN20090714_012453_000000572080_00403_38533_0345.N1	14-JUL-2009 01:24:53	Dark	56.500	94	92Alp Cet	2.5260	3100.0	113	38533	No
15	GOM_NL__2PRFIN20090714_014551_000000542080_00404_38534_0350.N1	14-JUL-2009 01:45:51	Dark	53.500	84	Alp Phe	2.3970	4500.0	107	38534	No
16	GOM_NL__2PRFIN20090714_015147_000000632080_00404_38534_0351.N1	14-JUL-2009 01:51:47	Straylight	62.500	63	Bet Gru	2.1500	2800.0	125	38534	No
17	GOM_NL__2PRFIN20090714_015326_000000552080_00404_38534_0352.N1	14-JUL-2009 01:53:26	Straylight	55.000	31	Alp Gru	1.7340	15200.	110	38534	No
18	GOM_NL__2PRFIN20090714_015638_000000552080_00404_38534_0353.N1	14-JUL-2009 01:56:38	Straylight	55.000	172	Gam Gru	3.0030	13100.	110	38534	No
19	GOM_NL__2PRFIN20090714_021652_000000412080_00404_38534_0354.N1	14-JUL-2009 02:16:52	Bright	40.500	168	17Zet Aql	2.9860	11000.	81	38534	No
20	GOM_NL__2PRFIN20090714_022719_000000442080_00404_38534_0355.N1	14-JUL-2009 02:27:19	Bright	43.500	144	18Del Cyg	2.8600	11000.	87	38534	No
21	GOM_NL__2PRFIN20090714_022949_000000482080_00404_38534_0356.N1	14-JUL-2009 02:29:49	Bright	47.500	19	50Alp Cyg	1.2460	10500.	95	38534	No
22	GOM_NL__2PRFIN20090714_023432_000000442080_00404_38534_0357.N1	14-JUL-2009 02:34:32	Bright	43.500	89	5Alp Cep	2.4510	8000.0	87	38534	No
23	GOM_NL__2PRFIN20090714_024201_000000732080_00404_38534_0358.N1	14-JUL-2009 02:42:01	Bright	73.000	74	11Bet Cas	2.2680	6600.0	146	38534	No
24	GOM_NL__2PRFIN20090714_024418_000000422080_00404_38534_0359.N1	14-JUL-2009 02:44:18	Bright	41.500	110	37Del Cas	2.6780	8900.0	83	38534	No
25	GOM_NL__2PRFIN20090714_024812_000000412080_00404_38534_0360.N1	14-JUL-2009 02:48:12	Bright	41.000	160	23Gam Per	2.9300	4700.0	82	38534	No
26	GOM_NL__2PRFIN20090714_024931_000000412080_00404_38534_0361.N1	14-JUL-2009 02:49:31	Bright	40.500	35	33Alp Per	1.7950	6250.0	81	38534	No
27	GOM_NL__2PRFIN20090714_025132_000000492080_00404_38534_0362.N1	14-JUL-2009 02:51:32	Bright	49.000	73	57Gam1And	2.2600	13100.	98	38534	No
28	GOM_NL__2PRFIN20090714_030529_000000602080_00404_38534_0363.N1	14-JUL-2009 03:05:29	Dark	59.500	94	92Alp Cet	2.5260	3100.0	119	38534	No
29	GOM_NL__2PRFIN20090714_032628_000000562080_00405_38535_0364.N1	14-JUL-2009 03:26:28	Dark	55.500	84	Alp Phe	2.3970	4500.0	111	38535	No
30	GOM_NL__2PRFIN20090714_033223_000000532080_00405_38535_0365.N1	14-JUL-2009 03:32:23	Straylight	53.000	63	Bet Gru	2.1500	2800.0	106	38535	No
31	GOM_NL__2PRFIN20090714_033402_000000492080_00405_38535_0366.N1	14-JUL-2009 03:34:02	Straylight	48.500	31	Alp Gru	1.7340	15200.	97	38535	No
32	GOM_NL__2PRFIN20090714_033714_000000532080_00405_38535_0367.N1	14-JUL-2009 03:37:14	Straylight	52.500	172	Gam Gru	3.0030	13100.	105	38535	No
33	GOM_NL__2PRFIN20090714_035728_000000422080_00405_38535_0368.N1	14-JUL-2009 03:57:28	Bright	42.000	168	17Zet Aql	2.9860	11000.	84	38535	No
34	GOM_NL__2PRFIN20090714_040754_000000412080_00405_38535_0369.N1	14-JUL-2009 04:07:54	Bright	41.000	144	18Del Cyg	2.8600	11000.	82	38535	No
35	GOM_NL__2PRFIN20090714_041024_000000472080_00405_38535_0370.N1	14-JUL-2009 04:10:24	Bright	46.500	19	50Alp Cyg	1.2460	10500.	93	38535	No
36	GOM_NL__2PRFIN20090714_041507_000000452080_00405_38535_0371.N1	14-JUL-2009 04:15:07	Bright	44.500	89	5Alp Cep	2.4510	8000.0	89	38535	No
37	GOM_NL__2PRFIN20090714_042236_000000492080_00405_38535_0372.N1	14-JUL-2009 04:22:36	Bright	49.000	74	11Bet Cas	2.2680	6600.0	98	38535	No
38	GOM_NL__2PRFIN20090714_042454_000000542080_00405_38535_0373.N1	14-JUL-2009 04:24:54	Bright	53.500	110	37Del Cas	2.6780	8900.0	107	38535	No
39	GOM_NL__2PRFIN20090714_042848_000000412080_00405_38535_0374.N1	14-JUL-2009 04:28:48	Bright	40.500	160	23Gam Per	2.9300	4700.0	81	38535	No
40	GOM_NL__2PRFIN20090714_043007_000000592080_00405_38535_0375.N1	14-JUL-2009 04:30:07	Bright	59.000	35	33Alp Per	1.7950	6250.0	118	38535	No
41	GOM_NL__2PRFIN20090714_043208_000000492080_00405_38535_0376.N1	14-JUL-2009 04:32:08	Bright	49.000	73	57Gam1And	2.2600	13100.	98	38535	No
42	GOM_NL__2PRFIN20090714_044606_000000632080_00405_38535_0377.N1	14-JUL-2009 04:46:06	Dark	63.000	94	92Alp Cet	2.5260	3100.0	126	38535	No

43	GOM_NL__2PRFIN20090714_050705_000000532080_00406_38536_0398.N1	14-JUL-2009 05:07:05	Dark	53.000	84	Alp Phe	2.3970	4500.0	106	38536	No
44	GOM_NL__2PRFIN20090714_051300_000000542080_00406_38536_0399.N1	14-JUL-2009 05:13:00	Straylight	54.000	63	Bet Gru	2.1500	2800.0	108	38536	No
45	GOM_NL__2PRFIN20090714_051439_000000482080_00406_38536_0400.N1	14-JUL-2009 05:14:39	Straylight	47.500	31	Alp Gru	1.7340	15200.	95	38536	No
46	GOM_NL__2PRFIN20090714_051751_000000522080_00406_38536_0401.N1	14-JUL-2009 05:17:51	Straylight	52.000	172	Gam Gru	3.0030	13100.	104	38536	No
47	GOM_NL__2PRFIN20090714_053803_000000402080_00406_38536_0402.N1	14-JUL-2009 05:38:03	Bright	40.000	168	17Zet Aql	2.9860	11000.	80	38536	No
48	GOM_NL__2PRFIN20090714_054830_000000432080_00406_38536_0403.N1	14-JUL-2009 05:48:30	Bright	42.500	144	18Del Cyg	2.8600	11000.	85	38536	No
49	GOM_NL__2PRFIN20090714_055059_000000512080_00406_38536_0404.N1	14-JUL-2009 05:50:59	Bright	51.000	19	50Alp Cyg	1.2460	10500.	102	38536	No
50	GOM_NL__2PRFIN20090714_055543_000000432080_00406_38536_0405.N1	14-JUL-2009 05:55:43	Bright	42.500	89	5Alp Cep	2.4510	8000.0	85	38536	No
51	GOM_NL__2PRFIN20090714_060312_000000492080_00406_38536_0406.N1	14-JUL-2009 06:03:12	Bright	49.000	74	11Bet Cas	2.2680	6600.0	98	38536	No
52	GOM_NL__2PRFIN20090714_060529_000000552080_00406_38536_0407.N1	14-JUL-2009 06:05:29	Bright	55.000	110	37Del Cas	2.6780	8900.0	110	38536	No
53	GOM_NL__2PRFIN20090714_060924_000000472080_00406_38536_0408.N1	14-JUL-2009 06:09:24	Bright	47.000	160	23Gam Per	2.9300	4700.0	94	38536	No
54	GOM_NL__2PRFIN20090714_061043_000000432080_00406_38536_0409.N1	14-JUL-2009 06:10:43	Bright	42.500	35	33Alp Per	1.7950	6250.0	85	38536	No
55	GOM_NL__2PRFIN20090714_061244_000000432080_00406_38536_0410.N1	14-JUL-2009 06:12:44	Bright	43.000	73	57Gam1And	2.2600	13100.	86	38536	No
56	GOM_NL__2PRFIN20090714_062643_000000582080_00406_38536_0411.N1	14-JUL-2009 06:26:43	Dark	57.500	94	92Alp Cet	2.5260	3100.0	115	38536	No
57	GOM_NL__2PRFIN20090714_064742_000000532080_00407_38537_0412.N1	14-JUL-2009 06:47:42	Dark	52.500	84	Alp Phe	2.3970	4500.0	105	38537	No
58	GOM_NL__2PRFIN20090714_065337_000000652080_00407_38537_0413.N1	14-JUL-2009 06:53:37	Straylight	65.000	63	Bet Gru	2.1500	2800.0	130	38537	No
59	GOM_NL__2PRFIN20090714_065516_000000552080_00407_38537_0414.N1	14-JUL-2009 06:55:16	Straylight	55.000	31	Alp Gru	1.7340	15200.	110	38537	No
60	GOM_NL__2PRFIN20090714_065828_000000512080_00407_38537_0415.N1	14-JUL-2009 06:58:28	Straylight	51.000	172	Gam Gru	3.0030	13100.	102	38537	No
61	GOM_NL__2PRFIN20090714_071839_000000392080_00407_38537_0416.N1	14-JUL-2009 07:18:39	Bright	39.000	168	17Zet Aql	2.9860	11000.	78	38537	No
62	GOM_NL__2PRFIN20090714_072905_000000432080_00407_38537_0417.N1	14-JUL-2009 07:29:05	Bright	43.000	144	18Del Cyg	2.8600	11000.	86	38537	No
63	GOM_NL__2PRFIN20090714_073134_000000512080_00407_38537_0418.N1	14-JUL-2009 07:31:34	Bright	51.000	19	50Alp Cyg	1.2460	10500.	102	38537	No
64	GOM_NL__2PRFIN20090714_073618_000000402080_00407_38537_0419.N1	14-JUL-2009 07:36:18	Bright	40.000	89	5Alp Cep	2.4510	8000.0	80	38537	No
65	GOM_NL__2PRFIN20090714_074347_000000502080_00407_38537_0420.N1	14-JUL-2009 07:43:47	Bright	49.500	74	11Bet Cas	2.2680	6600.0	99	38537	No
66	GOM_NL__2PRFIN20090714_074605_000000642080_00407_38537_0421.N1	14-JUL-2009 07:46:05	Bright	64.000	110	37Del Cas	2.6780	8900.0	128	38537	No
67	GOM_NL__2PRFIN20090714_075000_000000602080_00407_38537_0422.N1	14-JUL-2009 07:50:00	Bright	60.000	160	23Gam Per	2.9300	4700.0	120	38537	No
68	GOM_NL__2PRFIN20090714_075119_000000592080_00407_38537_0423.N1	14-JUL-2009 07:51:19	Bright	59.000	35	33Alp Per	1.7950	6250.0	118	38537	No
69	GOM_NL__2PRFIN20090714_075320_000000432080_00407_38537_0424.N1	14-JUL-2009 07:53:20	Bright	43.000	73	57Gam1And	2.2600	13100.	86	38537	No
70	GOM_NL__2PRFIN20090714_080719_000000622080_00407_38537_0425.N1	14-JUL-2009 08:07:19	Dark	61.500	94	92Alp Cet	2.5260	3100.0	123	38537	No
71	GOM_NL__2PRFIN20090714_082819_000000532080_00408_38538_0427.N1	14-JUL-2009 08:28:19	Dark	52.500	84	Alp Phe	2.3970	4500.0	105	38538	No
72	GOM_NL__2PRFIN20090714_083414_000000652080_00408_38538_0428.N1	14-JUL-2009 08:34:14	Straylight	65.000	63	Bet Gru	2.1500	2800.0	130	38538	No
73	GOM_NL__2PRFIN20090714_083553_000000532080_00408_38538_0429.N1	14-JUL-2009 08:35:53	Straylight	52.500	31	Alp Gru	1.7340	15200.	105	38538	No
74	GOM_NL__2PRFIN20090714_083905_000000542080_00408_38538_0430.N1	14-JUL-2009 08:39:05	Straylight	53.500	172	Gam Gru	3.0030	13100.	107	38538	No
75	GOM_NL__2PRFIN20090714_085915_000000392080_00408_38538_0431.N1	14-JUL-2009 08:59:15	Bright	39.000	168	17Zet Aql	2.9860	11000.	78	38538	No
76	GOM_NL__2PRFIN20090714_090941_000000422080_00408_38538_0432.N1	14-JUL-2009 09:09:41	Bright	41.500	144	18Del Cyg	2.8600	11000.	83	38538	No
77	GOM_NL__2PRFIN20090714_091209_000000522080_00408_38538_0433.N1	14-JUL-2009 09:12:09	Bright	52.000	19	50Alp Cyg	1.2460	10500.	104	38538	No
78	GOM_NL__2PRFIN20090714_091654_000000412080_00408_38538_0434.N1	14-JUL-2009 09:16:54	Bright	41.000	89	5Alp Cep	2.4510	8000.0	82	38538	No
79	GOM_NL__2PRFIN20090714_092422_000000492080_00408_38538_0435.N1	14-JUL-2009 09:24:22	Bright	49.000	74	11Bet Cas	2.2680	6600.0	98	38538	No
80	GOM_NL__2PRFIN20090714_092640_000000522080_00408_38538_0436.N1	14-JUL-2009 09:26:40	Bright	52.000	110	37Del Cas	2.6780	8900.0	104	38538	No
81	GOM_NL__2PRFIN20090714_093035_000000412080_00408_38538_0437.N1	14-JUL-2009 09:30:35	Bright	40.500	160	23Gam Per	2.9300	4700.0	81	38538	No
82	GOM_NL__2PRFIN20090714_093155_000000592080_00408_38538_0438.N1	14-JUL-2009 09:31:55	Bright	59.000	35	33Alp Per	1.7950	6250.0	118	38538	No
83	GOM_NL__2PRFIN20090714_093356_000000372080_00408_38538_0439.N1	14-JUL-2009 09:33:56	Tw_i_and_stray	37.000	73	57Gam1And	2.2600	13100.	74	38538	No
84	GOM_NL__2PRFIN20090714_094756_000000592080_00408_38538_0440.N1	14-JUL-2009 09:47:56	Dark	59.000	94	92Alp Cet	2.5260	3100.0	118	38538	No
85	GOM_NL__2PRFIN20090714_100856_000000522080_00409_38539_0441.N1	14-JUL-2009 10:08:56	Dark	51.500	84	Alp Phe	2.3970	4500.0	103	38539	No
86	GOM_NL__2PRFIN20090714_101451_000000662080_00409_38539_0442.N1	14-JUL-2009 10:14:51	Straylight	65.500	63	Bet Gru	2.1500	2800.0	131	38539	No
87	GOM_NL__2PRFIN20090714_101629_000000482080_00409_38539_0443.N1	14-JUL-2009 10:16:29	Straylight	48.000	31	Alp Gru	1.7340	15200.	96	38539	No
88	GOM_NL__2PRFIN20090714_101941_000000542080_00409_38539_0444.N1	14-JUL-2009 10:19:41	Straylight	53.500	172	Gam Gru	3.0030	13100.	107	38539	No
89	GOM_NL__2PRFIN20090714_103951_000000392080_00409_38539_0445.N1	14-JUL-2009 10:39:51	Bright	39.000	168	17Zet Aql	2.9860	11000.	78	38539	No
90	GOM_NL__2PRFIN20090714_105016_000000432080_00409_38539_0446.N1	14-JUL-2009 10:50:16	Bright	42.500	144	18Del Cyg	2.8600	11000.	85	38539	No
91	GOM_NL__2PRFIN20090714_105244_000000522080_00409_38539_0447.N1	14-JUL-2009 10:52:44	Bright	51.500	19	50Alp Cyg	1.2460	10500.	103	38539	No
92	GOM_NL__2PRFIN20090714_105729_000000432080_00409_38539_0448.N1	14-JUL-2009 10:57:29	Bright	43.000	89	5Alp Cep	2.4510	8000.0	86	38539	No
93	GOM_NL__2PRFIN20090714_110457_000000492080_00409_38539_0449.N1	14-JUL-2009 11:04:57	Bright	49.000	74	11Bet Cas	2.2680	6600.0	98	38539	No
94	GOM_NL__2PRFIN20090714_110716_000000422080_00409_38539_0450.N1	14-JUL-2009 11:07:16	Bright	41.500	110	37Del Cas	2.6780	8900.0	83	38539	No
95	GOM_NL__2PRFIN20090714_111111_000000402080_00409_38539_0451.N1	14-JUL-2009 11:11:11	Bright	40.000	160	23Gam Per	2.9300	4700.0	80	38539	No
96	GOM_NL__2PRFIN20090714_111231_000000422080_00409_38539_0452.N1	14-JUL-2009 11:12:31	Bright	41.500	35	33Alp Per	1.7950	6250.0	83	38539	No
97	GOM_NL__2PRFIN20090714_111431_000000372080_00409_38539_0453.N1	14-JUL-2009 11:14:31	Tw_i_and_stray	37.000	73	57Gam1And	2.2600	13100.	74	38539	No
98	GOM_NL__2PRFIN20090714_112833_000000662080_00409_38539_0454.N1	14-JUL-2009 11:28:33	Dark	66.000	94	92Alp Cet	2.5260	3100.0	132	38539	No
99	GOM_NL__2PRFIN20090714_114933_000000552080_00410_38540_0455.N1	14-JUL-2009 11:49:33	Dark	54.500	84	Alp Phe	2.3970	4500.0	109	38540	No
100	GOM_NL__2PRFIN20090714_115527_000000532080_00410_38540_0456.N1	14-JUL-2009 11:55:27	Straylight	53.000	63	Bet Gru	2.1500	2800.0	106	38540	No
101	GOM_NL__2PRFIN20090714_115706_000000492080_00410_38540_0457.N1	14-JUL-2009 11:57:06	Straylight	49.000	31	Alp Gru	1.7340	15200.	98	38540	No

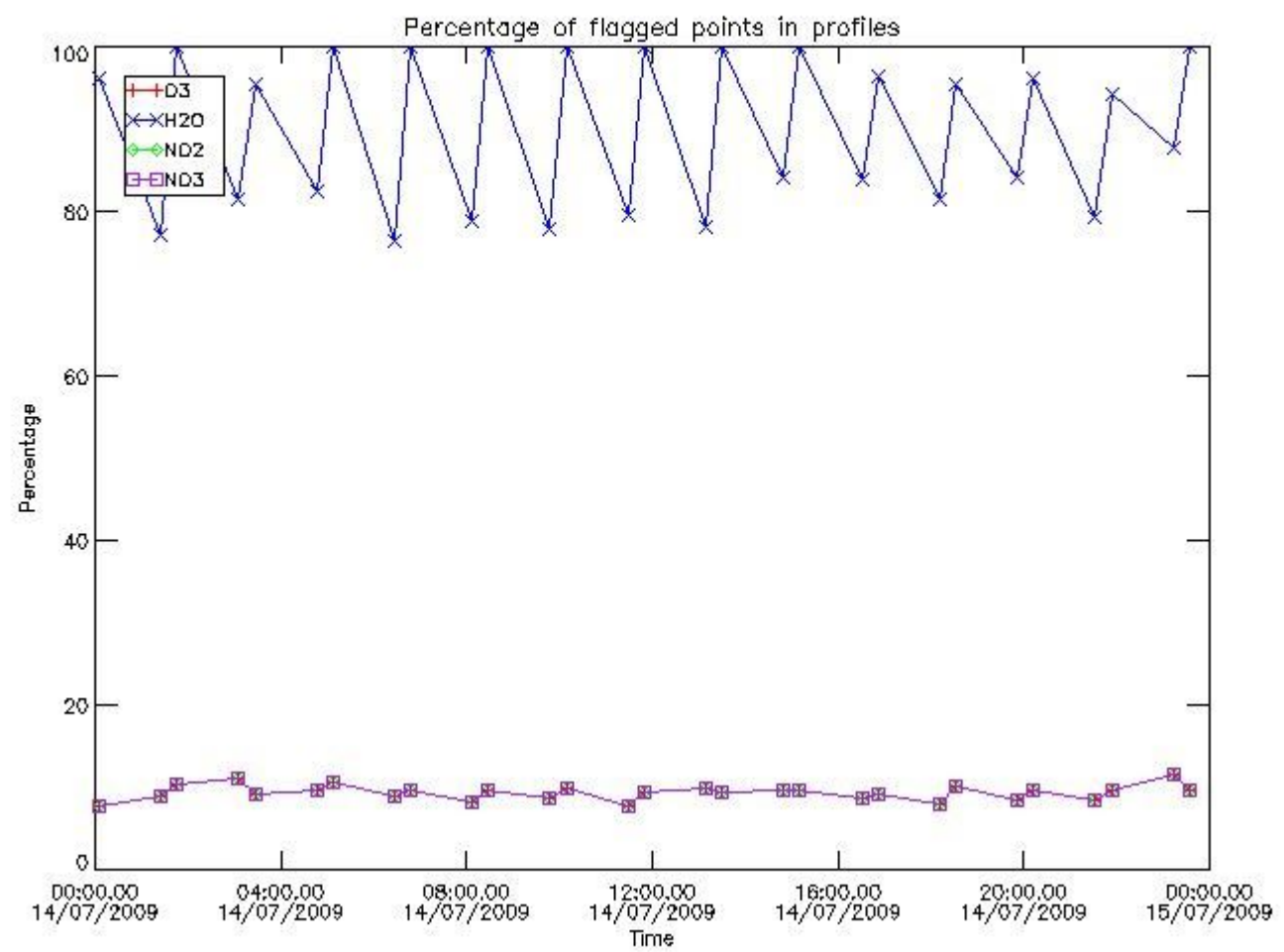
102	GOM_NL__2PRFIN20090714_120018_000000542080_00410_38540_0458.N1	14-JUL-2009 12:00:18	Straylight	53.500	172	Gam Gru	3.0030	13100.	107	38540	No
103	GOM_NL__2PRFIN20090714_122026_000000382080_00410_38540_0459.N1	14-JUL-2009 12:20:26	Bright	38.000	168	17Zet Aql	2.9860	11000.	76	38540	No
104	GOM_NL__2PRFIN20090714_123051_000000452080_00410_38540_0460.N1	14-JUL-2009 12:30:51	Bright	44.500	144	18Del Cyg	2.8600	11000.	89	38540	No
105	GOM_NL__2PRFIN20090714_123319_000000532080_00410_38540_0461.N1	14-JUL-2009 12:33:19	Bright	53.000	19	50Alp Cyg	1.2460	10500.	106	38540	No
106	GOM_NL__2PRFIN20090714_123804_000000412080_00410_38540_0462.N1	14-JUL-2009 12:38:04	Bright	41.000	89	5Alp Cep	2.4510	8000.0	82	38540	No
107	GOM_NL__2PRFIN20090714_124751_000000452080_00410_38540_0463.N1	14-JUL-2009 12:47:51	Bright	45.000	110	37Del Cas	2.6780	8900.0	90	38540	No
108	GOM_NL__2PRFIN20090714_125147_000000412080_00410_38540_0464.N1	14-JUL-2009 12:51:47	Bright	41.000	160	23Gam Per	2.9300	4700.0	82	38540	No
109	GOM_NL__2PRFIN20090714_125306_000000392080_00410_38540_0465.N1	14-JUL-2009 12:53:06	Bright	39.000	35	33Alp Per	1.7950	6250.0	78	38540	No
110	GOM_NL__2PRFIN20090714_125507_000000312080_00410_38540_0466.N1	14-JUL-2009 12:55:07	Twi_and_stray	31.000	73	57Gam1And	2.2600	13100.	62	38540	No
111	GOM_NL__2PRFIN20090714_130909_000000622080_00410_38540_0467.N1	14-JUL-2009 13:09:09	Dark	62.000	94	92Alp Cet	2.5260	3100.0	124	38540	No
112	GOM_NL__2PRFIN20090714_133010_000000552080_00411_38541_0469.N1	14-JUL-2009 13:30:10	Dark	54.500	84	Alp Phe	2.3970	4500.0	109	38541	No
113	GOM_NL__2PRFIN20090714_133604_000000542080_00411_38541_0470.N1	14-JUL-2009 13:36:04	Straylight	53.500	63	Bet Gru	2.1500	2800.0	107	38541	No
114	GOM_NL__2PRFIN20090714_133742_000000482080_00411_38541_0471.N1	14-JUL-2009 13:37:42	Straylight	48.000	31	Alp Gru	1.7340	15200.	96	38541	No
115	GOM_NL__2PRFIN20090714_134055_000000532080_00411_38541_0472.N1	14-JUL-2009 13:40:55	Straylight	53.000	172	Gam Gru	3.0030	13100.	106	38541	No
116	GOM_NL__2PRFIN20090714_140107_000000362080_00411_38541_0473.N1	14-JUL-2009 14:01:07	Bright	35.500	168	17Zet Aql	2.9860	11000.	71	38541	No
117	GOM_NL__2PRFIN20090714_141127_000000422080_00411_38541_0474.N1	14-JUL-2009 14:11:27	Bright	41.500	144	18Del Cyg	2.8600	11000.	83	38541	No
118	GOM_NL__2PRFIN20090714_141354_000000532080_00411_38541_0475.N1	14-JUL-2009 14:13:54	Bright	52.500	19	50Alp Cyg	1.2460	10500.	105	38541	No
119	GOM_NL__2PRFIN20090714_141839_000000422080_00411_38541_0476.N1	14-JUL-2009 14:18:39	Bright	41.500	89	5Alp Cep	2.4510	8000.0	83	38541	No
120	GOM_NL__2PRFIN20090714_142608_000000732080_00411_38541_0477.N1	14-JUL-2009 14:26:08	Bright	73.000	74	11Bet Cas	2.2680	6600.0	146	38541	No
121	GOM_NL__2PRFIN20090714_142827_000000672080_00411_38541_0478.N1	14-JUL-2009 14:28:27	Bright	67.000	110	37Del Cas	2.6780	8900.0	134	38541	No
122	GOM_NL__2PRFIN20090714_143223_000000392080_00411_38541_0479.N1	14-JUL-2009 14:32:23	Bright	38.500	160	23Gam Per	2.9300	4700.0	77	38541	No
123	GOM_NL__2PRFIN20090714_143342_000000442080_00411_38541_0480.N1	14-JUL-2009 14:33:42	Bright	44.000	35	33Alp Per	1.7950	6250.0	88	38541	No
124	GOM_NL__2PRFIN20090714_143543_000000312080_00411_38541_0481.N1	14-JUL-2009 14:35:43	Twi_and_stray	31.000	73	57Gam1And	2.2600	13100.	62	38541	No
125	GOM_NL__2PRFIN20090714_144946_000000642080_00411_38541_0482.N1	14-JUL-2009 14:49:46	Dark	63.500	94	92Alp Cet	2.5260	3100.0	127	38541	No
126	GOM_NL__2PRFIN20090714_151047_000000532080_00412_38542_0483.N1	14-JUL-2009 15:10:47	Dark	53.000	84	Alp Phe	2.3970	4500.0	106	38542	No
127	GOM_NL__2PRFIN20090714_151641_000000532080_00412_38542_0484.N1	14-JUL-2009 15:16:41	Straylight	52.500	63	Bet Gru	2.1500	2800.0	105	38542	No
128	GOM_NL__2PRFIN20090714_151819_000000502080_00412_38542_0485.N1	14-JUL-2009 15:18:19	Straylight	50.000	31	Alp Gru	1.7340	15200.	100	38542	No
129	GOM_NL__2PRFIN20090714_152131_000000532080_00412_38542_0486.N1	14-JUL-2009 15:21:31	Straylight	53.000	172	Gam Gru	3.0030	13100.	106	38542	No
130	GOM_NL__2PRFIN20090714_154048_000000502080_00412_38542_0487.N1	14-JUL-2009 15:40:48	Bright	49.500	11	53Alp Aql	0.76500	8000.0	99	38542	No
131	GOM_NL__2PRFIN20090714_155202_000000432080_00412_38542_0488.N1	14-JUL-2009 15:52:02	Bright	42.500	144	18Del Cyg	2.8600	11000.	85	38542	No
132	GOM_NL__2PRFIN20090714_155429_000000522080_00412_38542_0489.N1	14-JUL-2009 15:54:29	Bright	52.000	19	50Alp Cyg	1.2460	10500.	104	38542	No
133	GOM_NL__2PRFIN20090714_155915_000000462080_00412_38542_0490.N1	14-JUL-2009 15:59:15	Bright	45.500	89	5Alp Cep	2.4510	8000.0	91	38542	No
134	GOM_NL__2PRFIN20090714_160643_000000502080_00412_38542_0491.N1	14-JUL-2009 16:06:43	Bright	49.500	74	11Bet Cas	2.2680	6600.0	99	38542	No
135	GOM_NL__2PRFIN20090714_160902_000000442080_00412_38542_0492.N1	14-JUL-2009 16:09:02	Bright	43.500	110	37Del Cas	2.6780	8900.0	87	38542	No
136	GOM_NL__2PRFIN20090714_161258_000000602080_00412_38542_0493.N1	14-JUL-2009 16:12:58	Bright	60.000	160	23Gam Per	2.9300	4700.0	120	38542	No
137	GOM_NL__2PRFIN20090714_161418_000000412080_00412_38542_0494.N1	14-JUL-2009 16:14:18	Bright	41.000	35	33Alp Per	1.7950	6250.0	82	38542	No
138	GOM_NL__2PRFIN20090714_161618_000000262080_00412_38542_0495.N1	14-JUL-2009 16:16:18	Twi_and_stray	26.000	73	57Gam1And	2.2600	13100.	52	38542	No
139	GOM_NL__2PRFIN20090714_161713_000000492080_00412_38542_0496.N1	14-JUL-2009 16:17:13	Bright	48.500	79	26Bet Per	2.3100	13100.	97	38542	No
140	GOM_NL__2PRFIN20090714_163023_000000592080_00412_38542_0497.N1	14-JUL-2009 16:30:23	Dark	59.000	94	92Alp Cet	2.5260	3100.0	118	38542	No
141	GOM_NL__2PRFIN20090714_165124_000000562080_00413_38543_0491.N1	14-JUL-2009 16:51:24	Dark	55.500	84	Alp Phe	2.3970	4500.0	111	38543	No
142	GOM_NL__2PRFIN20090714_165718_000000482080_00413_38543_0492.N1	14-JUL-2009 16:57:18	Straylight	48.000	63	Bet Gru	2.1500	2800.0	96	38543	No
143	GOM_NL__2PRFIN20090714_165856_000000472080_00413_38543_0493.N1	14-JUL-2009 16:58:56	Straylight	47.000	31	Alp Gru	1.7340	15200.	94	38543	No
144	GOM_NL__2PRFIN20090714_170208_000000542080_00413_38543_0494.N1	14-JUL-2009 17:02:08	Straylight	53.500	172	Gam Gru	3.0030	13100.	107	38543	No
145	GOM_NL__2PRFIN20090714_172123_000000462080_00413_38543_0495.N1	14-JUL-2009 17:21:23	Bright	45.500	11	53Alp Aql	0.76500	8000.0	91	38543	No
146	GOM_NL__2PRFIN20090714_173237_000000422080_00413_38543_0496.N1	14-JUL-2009 17:32:37	Bright	42.000	144	18Del Cyg	2.8600	11000.	84	38543	No
147	GOM_NL__2PRFIN20090714_173504_000000522080_00413_38543_0497.N1	14-JUL-2009 17:35:04	Bright	52.000	19	50Alp Cyg	1.2460	10500.	104	38543	No
148	GOM_NL__2PRFIN20090714_173950_000000422080_00413_38543_0498.N1	14-JUL-2009 17:39:50	Bright	42.000	89	5Alp Cep	2.4510	8000.0	84	38543	No
149	GOM_NL__2PRFIN20090714_174718_000000492080_00413_38543_0499.N1	14-JUL-2009 17:47:18	Bright	49.000	74	11Bet Cas	2.2680	6600.0	98	38543	No
150	GOM_NL__2PRFIN20090714_174938_000000432080_00413_38543_0500.N1	14-JUL-2009 17:49:38	Bright	42.500	110	37Del Cas	2.6780	8900.0	85	38543	No
151	GOM_NL__2PRFIN20090714_175334_000000602080_00413_38543_0501.N1	14-JUL-2009 17:53:34	Bright	60.000	160	23Gam Per	2.9300	4700.0	120	38543	No
152	GOM_NL__2PRFIN20090714_175454_000000402080_00413_38543_0502.N1	14-JUL-2009 17:54:54	Bright	40.000	35	33Alp Per	1.7950	6250.0	80	38543	No
153	GOM_NL__2PRFIN20090714_175654_000000262080_00413_38543_0503.N1	14-JUL-2009 17:56:54	Twi_and_stray	26.000	73	57Gam1And	2.2600	13100.	52	38543	No
154	GOM_NL__2PRFIN20090714_175749_000000422080_00413_38543_0504.N1	14-JUL-2009 17:57:49	Bright	42.000	79	26Bet Per	2.3100	13100.	84	38543	No
155	GOM_NL__2PRFIN20090714_181059_000000652080_00413_38543_0505.N1	14-JUL-2009 18:10:59	Dark	65.000	94	92Alp Cet	2.5260	3100.0	130	38543	No
156	GOM_NL__2PRFIN20090714_183202_000000562080_00414_38544_0499.N1	14-JUL-2009 18:32:02	Dark	55.500	84	Alp Phe	2.3970	4500.0	111	38544	No
157	GOM_NL__2PRFIN20090714_183755_000000522080_00414_38544_0500.N1	14-JUL-2009 18:37:55	Straylight	51.500	63	Bet Gru	2.1500	2800.0	103	38544	No
158	GOM_NL__2PRFIN20090714_183932_000000462080_00414_38544_0501.N1	14-JUL-2009 18:39:32	Straylight	46.000	31	Alp Gru	1.7340	15200.	92	38544	No
159	GOM_NL__2PRFIN20090714_184245_000000532080_00414_38544_0502.N1	14-JUL-2009 18:42:45	Straylight	53.000	172	Gam Gru	3.0030	13100.	106	38544	No
160	GOM_NL__2PRFIN20090714_190159_000000492080_00414_38544_0503.N1	14-JUL-2009 19:01:59	Bright	48.500	11	53Alp Aql	0.76500	8000.0	97	38544	No

161	GOM_NL__2PRFIN20090714_191313_000000422080_00414_38544_0504.N1	14-JUL-2009 19:13:13	Bright	42.000	144	18Del Cyg	2.8600	11000.	84	38544	No
162	GOM_NL__2PRFIN20090714_191539_000000582080_00414_38544_0505.N1	14-JUL-2009 19:15:39	Bright	57.500	19	50Alp Cyg	1.2460	10500.	115	38544	No
163	GOM_NL__2PRFIN20090714_192026_000000412080_00414_38544_0506.N1	14-JUL-2009 19:20:26	Bright	41.000	89	5Alp Cep	2.4510	8000.0	82	38544	No
164	GOM_NL__2PRFIN20090714_192754_000000522080_00414_38544_0507.N1	14-JUL-2009 19:27:54	Bright	51.500	74	11Bet Cas	2.2680	6600.0	103	38544	No
165	GOM_NL__2PRFIN20090714_193013_000000462080_00414_38544_0508.N1	14-JUL-2009 19:30:13	Bright	45.500	110	37Del Cas	2.6780	8900.0	91	38544	No
166	GOM_NL__2PRFIN20090714_193410_000000472080_00414_38544_0509.N1	14-JUL-2009 19:34:10	Bright	46.500	160	23Gam Per	2.9300	4700.0	93	38544	No
167	GOM_NL__2PRFIN20090714_193530_000000592080_00414_38544_0510.N1	14-JUL-2009 19:35:30	Bright	59.000	35	33Alp Per	1.7950	6250.0	118	38544	No
168	GOM_NL__2PRFIN20090714_193825_000000512080_00414_38544_0511.N1	14-JUL-2009 19:38:25	Bright	50.500	79	26Bet Per	2.3100	13100.	101	38544	No
169	GOM_NL__2PRFIN20090714_195136_000000662080_00414_38544_0512.N1	14-JUL-2009 19:51:36	Dark	66.000	94	92Alp Cet	2.5260	3100.0	132	38544	No
170	GOM_NL__2PRFIN20090714_201239_000000532080_00415_38545_0509.N1	14-JUL-2009 20:12:39	Dark	53.000	84	Alp Phe	2.3970	4500.0	106	38545	No
171	GOM_NL__2PRFIN20090714_201831_000000612080_00415_38545_0510.N1	14-JUL-2009 20:18:31	Straylight	61.000	63	Bet Gru	2.1500	2800.0	122	38545	No
172	GOM_NL__2PRFIN20090714_202009_000000542080_00415_38545_0511.N1	14-JUL-2009 20:20:09	Straylight	53.500	31	Alp Gru	1.7340	15200.	107	38545	No
173	GOM_NL__2PRFIN20090714_202322_000000532080_00415_38545_0512.N1	14-JUL-2009 20:23:22	Straylight	52.500	172	Gam Gru	3.0030	13100.	105	38545	No
174	GOM_NL__2PRFIN20090714_204235_000000452080_00415_38545_0513.N1	14-JUL-2009 20:42:35	Bright	45.000	11	53Alp Aql	0.76500	8000.0	90	38545	No
175	GOM_NL__2PRFIN20090714_205348_000000432080_00415_38545_0514.N1	14-JUL-2009 20:53:48	Bright	42.500	144	18Del Cyg	2.8600	11000.	85	38545	No
176	GOM_NL__2PRFIN20090714_205614_000000532080_00415_38545_0515.N1	14-JUL-2009 20:56:14	Bright	53.000	19	50Alp Cyg	1.2460	10500.	106	38545	No
177	GOM_NL__2PRFIN20090714_210101_000000422080_00415_38545_0516.N1	14-JUL-2009 21:01:01	Bright	42.000	89	5Alp Cep	2.4510	8000.0	84	38545	No
178	GOM_NL__2PRFIN20090714_210829_000000502080_00415_38545_0517.N1	14-JUL-2009 21:08:29	Bright	49.500	74	11Bet Cas	2.2680	6600.0	99	38545	No
179	GOM_NL__2PRFIN20090714_211049_000000452080_00415_38545_0518.N1	14-JUL-2009 21:10:49	Bright	44.500	110	37Del Cas	2.6780	8900.0	89	38545	No
180	GOM_NL__2PRFIN20090714_211446_000000422080_00415_38545_0519.N1	14-JUL-2009 21:14:46	Bright	42.000	160	23Gam Per	2.9300	4700.0	84	38545	No
181	GOM_NL__2PRFIN20090714_211606_000000492080_00415_38545_0520.N1	14-JUL-2009 21:16:06	Bright	49.000	35	33Alp Per	1.7950	6250.0	98	38545	No
182	GOM_NL__2PRFIN20090714_211901_000000462080_00415_38545_0521.N1	14-JUL-2009 21:19:01	Bright	46.000	79	26Bet Per	2.3100	13100.	92	38545	No
183	GOM_NL__2PRFIN20090714_213213_000000602080_00415_38545_0522.N1	14-JUL-2009 21:32:13	Dark	60.000	94	92Alp Cet	2.5260	3100.0	120	38545	No
184	GOM_NL__2PRFIN20090714_215316_000000532080_00416_38546_0538.N1	14-JUL-2009 21:53:16	Dark	52.500	84	Alp Phe	2.3970	4500.0	105	38546	No
185	GOM_NL__2PRFIN20090714_215908_000000632080_00416_38546_0539.N1	14-JUL-2009 21:59:08	Straylight	63.000	63	Bet Gru	2.1500	2800.0	126	38546	No
186	GOM_NL__2PRFIN20090714_220046_000000552080_00416_38546_0540.N1	14-JUL-2009 22:00:46	Straylight	55.000	31	Alp Gru	1.7340	15200.	110	38546	No
187	GOM_NL__2PRFIN20090714_220358_000000502080_00416_38546_0541.N1	14-JUL-2009 22:03:58	Straylight	50.000	172	Gam Gru	3.0030	13100.	100	38546	No
188	GOM_NL__2PRFIN20090714_222310_000000472080_00416_38546_0542.N1	14-JUL-2009 22:23:10	Bright	46.500	11	53Alp Aql	0.76500	8000.0	93	38546	No
189	GOM_NL__2PRFIN20090714_223424_000000442080_00416_38546_0543.N1	14-JUL-2009 22:34:24	Bright	43.500	144	18Del Cyg	2.8600	11000.	87	38546	No
190	GOM_NL__2PRFIN20090714_223649_000000522080_00416_38546_0544.N1	14-JUL-2009 22:36:49	Bright	52.000	19	50Alp Cyg	1.2460	10500.	104	38546	No
191	GOM_NL__2PRFIN20090714_224136_000000402080_00416_38546_0545.N1	14-JUL-2009 22:41:36	Bright	40.000	89	5Alp Cep	2.4510	8000.0	80	38546	No
192	GOM_NL__2PRFIN20090714_224904_000000512080_00416_38546_0546.N1	14-JUL-2009 22:49:04	Bright	51.000	74	11Bet Cas	2.2680	6600.0	102	38546	No
193	GOM_NL__2PRFIN20090714_225124_000000452080_00416_38546_0547.N1	14-JUL-2009 22:51:24	Bright	44.500	110	37Del Cas	2.6780	8900.0	89	38546	No
194	GOM_NL__2PRFIN20090714_225521_000000532080_00416_38546_0548.N1	14-JUL-2009 22:55:21	Bright	52.500	160	23Gam Per	2.9300	4700.0	105	38546	No
195	GOM_NL__2PRFIN20090714_225641_000000432080_00416_38546_0549.N1	14-JUL-2009 22:56:41	Bright	43.000	35	33Alp Per	1.7950	6250.0	86	38546	No
196	GOM_NL__2PRFIN20090714_225937_000000482080_00416_38546_0550.N1	14-JUL-2009 22:59:37	Bright	47.500	79	26Bet Per	2.3100	13100.	95	38546	No
197	GOM_NL__2PRFIN20090714_231249_000000702080_00416_38546_0551.N1	14-JUL-2009 23:12:49	Dark	69.500	94	92Alp Cet	2.5260	3100.0	139	38546	No
198	GOM_NL__2PRFIN20090714_233353_000000532080_00417_38547_0548.N1	14-JUL-2009 23:33:53	Dark	52.500	84	Alp Phe	2.3970	4500.0	105	38547	No
199	GOM_NL__2PRFIN20090714_233945_000000612080_00417_38547_0549.N1	14-JUL-2009 23:39:45	Straylight	60.500	63	Bet Gru	2.1500	2800.0	121	38547	No
200	GOM_NL__2PRFIN20090714_234122_000000542080_00417_38547_0550.N1	14-JUL-2009 23:41:22	Straylight	53.500	31	Alp Gru	1.7340	15200.	107	38547	No
201	GOM_NL__2PRFIN20090714_234435_000000542080_00417_38547_0551.N1	14-JUL-2009 23:44:35	Straylight	54.000	172	Gam Gru	3.0030	13100.	108	38547	No

3. Quality information per product

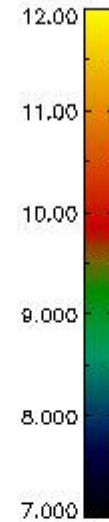
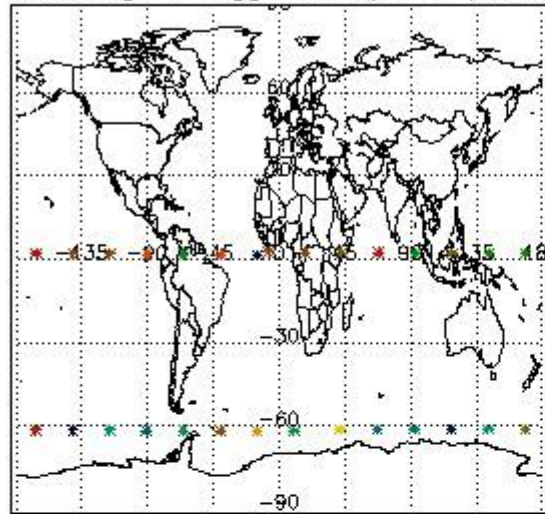
In this section it is plotted some information contained in the Quality Summary data set of the level 2 products. Only products in dark limb conditions and without errors (error flag in the MPH set to "0") are used.

3.1 Plot quality information per product (time dependant)

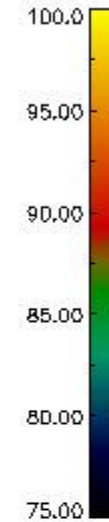
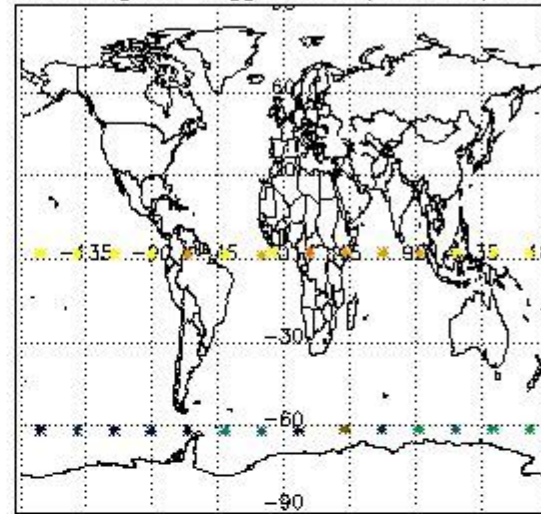


3.2 Plot quality information per product (world map)

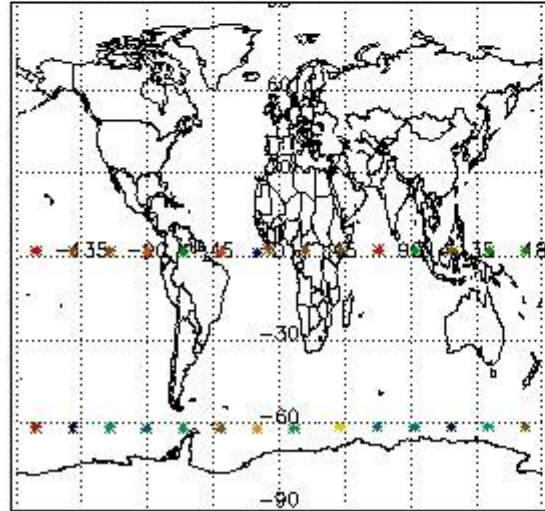
Percentage of flagged data per O3 profile



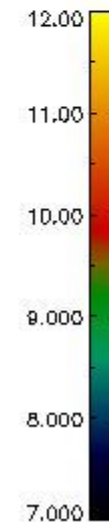
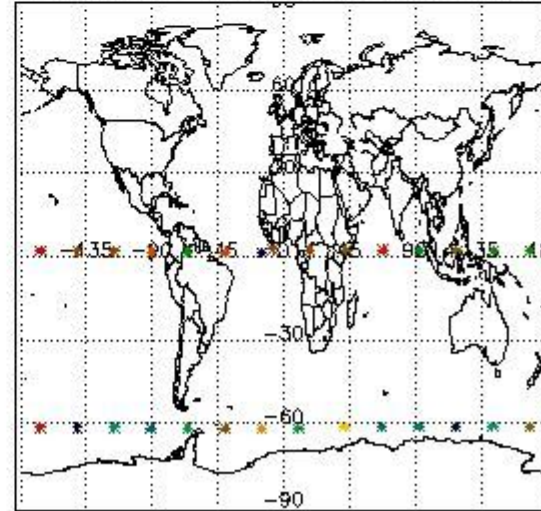
Percentage of flagged data per H2O profile



Percentage of flagged data per NO2 profile



Percentage of flagged data per NO3 profile

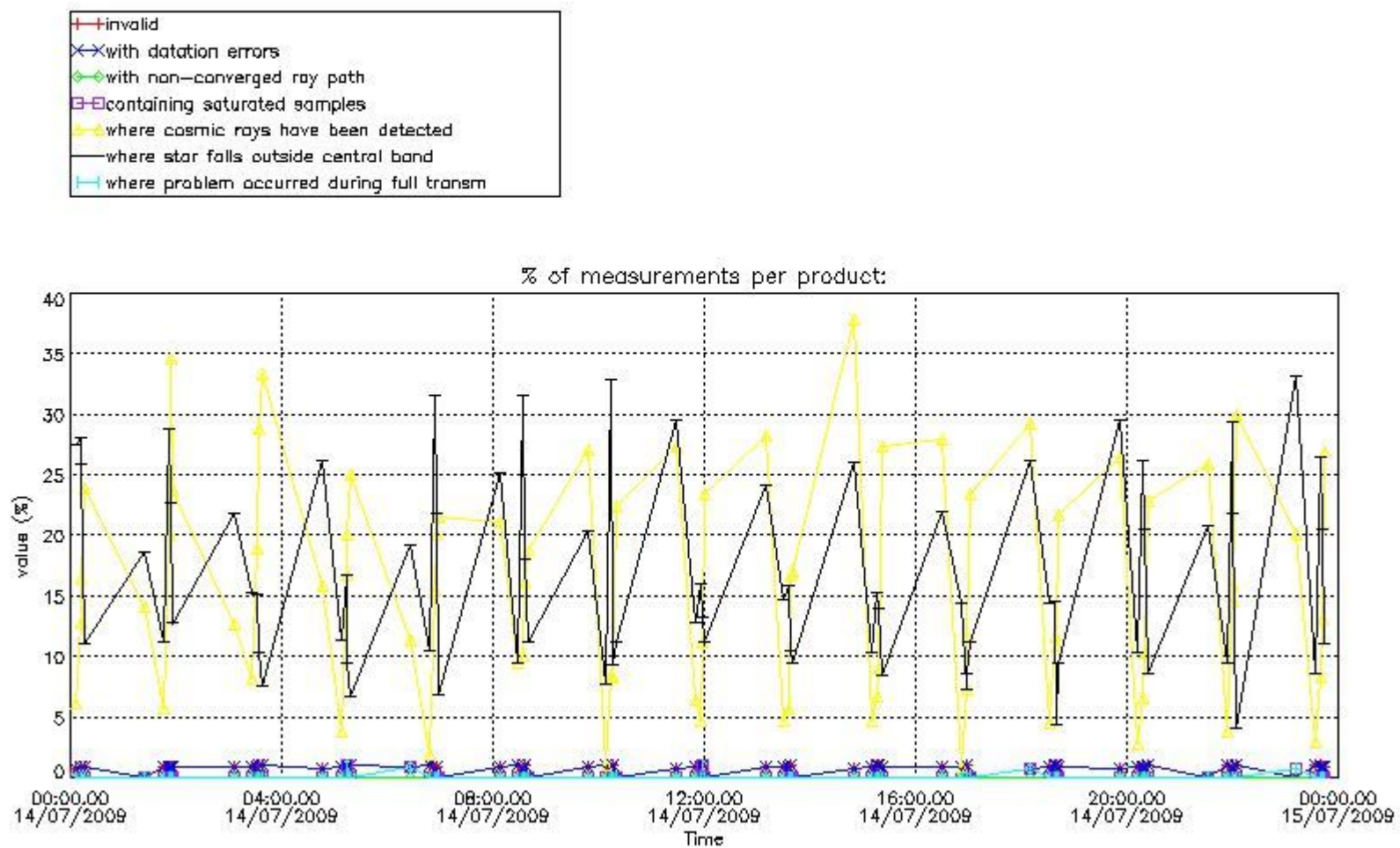


4. Level 1 quality information per product

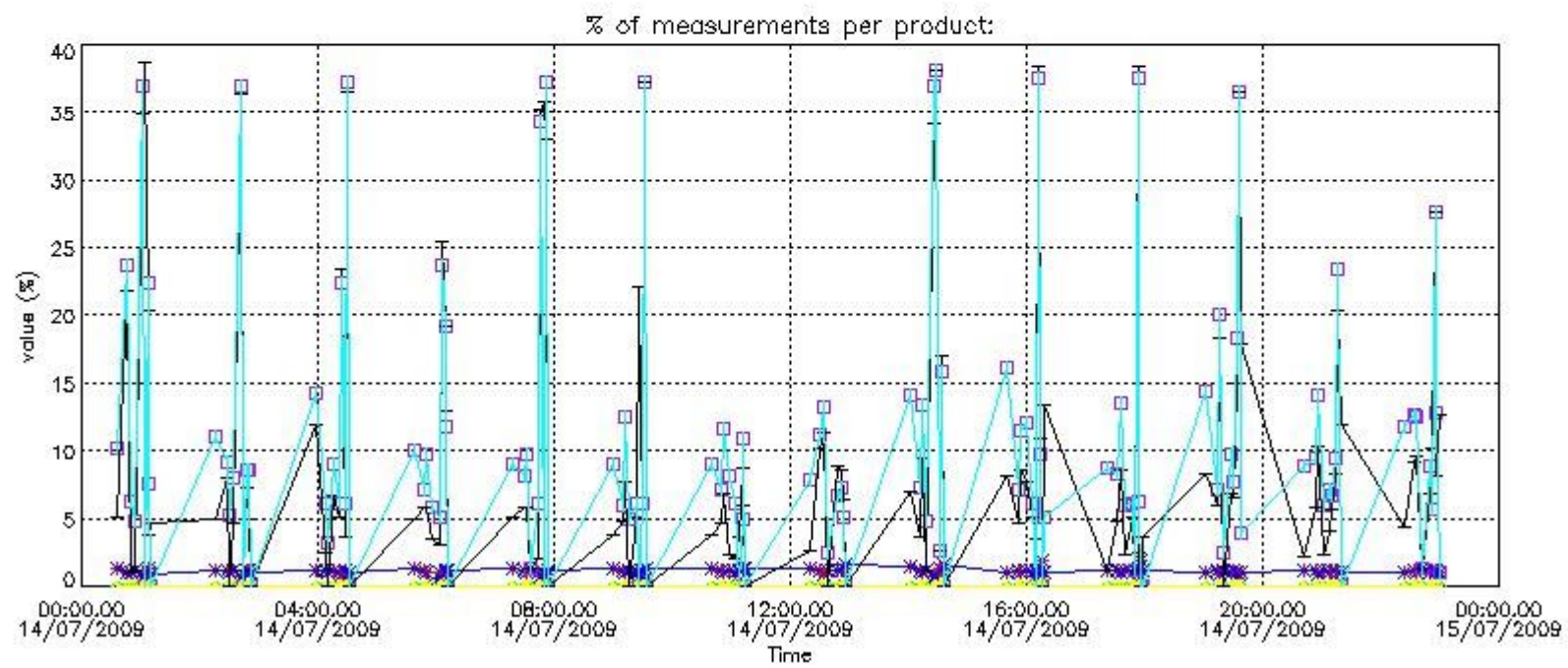
In this section it is plotted some information contained in the Quality Summary data set of the level 2 products that comes from the level 1b processing. Products without errors (error flag in the MPH set to "0") are used.

4.1 Plot quality information per product (time dependant) coming from level 1b processing

4.1.1 Plot level 1 quality information per product (time dependant): ENVISAT ASCENDING passes



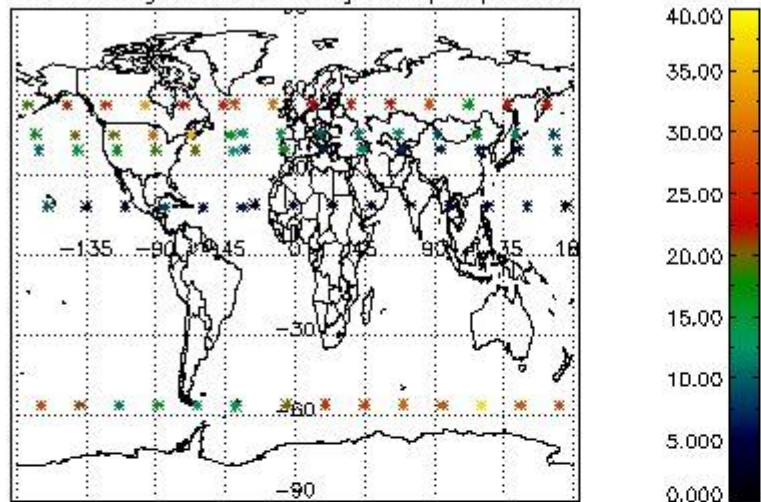
4.1.2 Plot level 1 quality information per product (time dependant): ENVI SAT DESCENDING passes



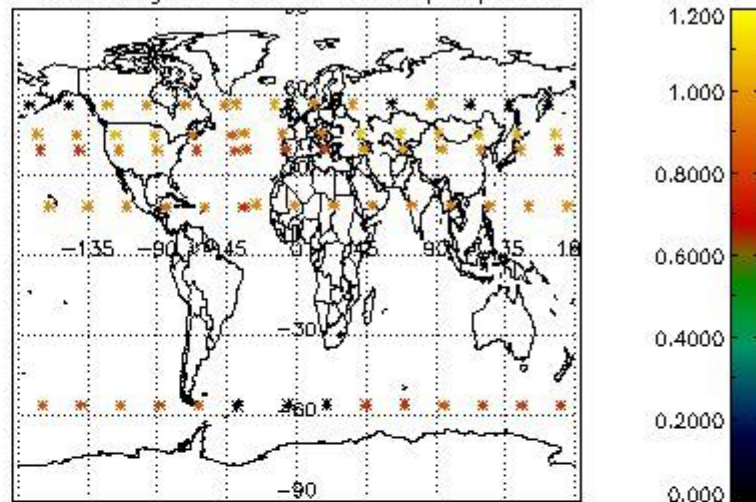
4.2 Plot quality information per product coming from level 1b processing (world map)

4.2.1 Plot level 1 quality information per product (world map): ENVISAT ASCENDING passes

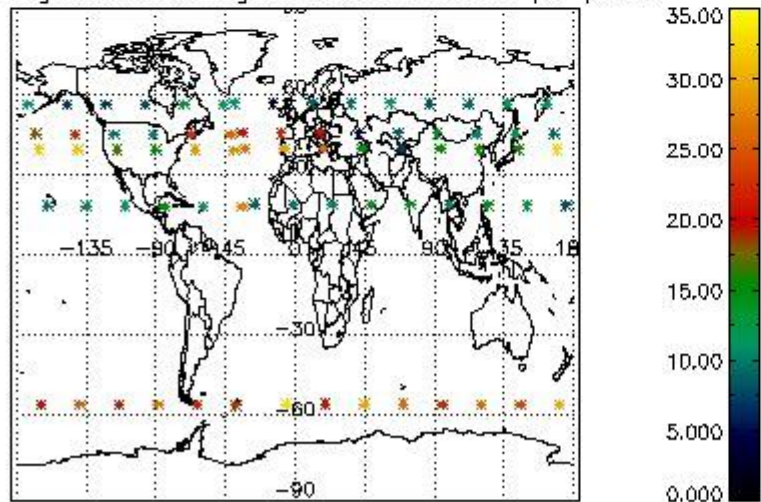
Percentage of cosmic ray hits per profile



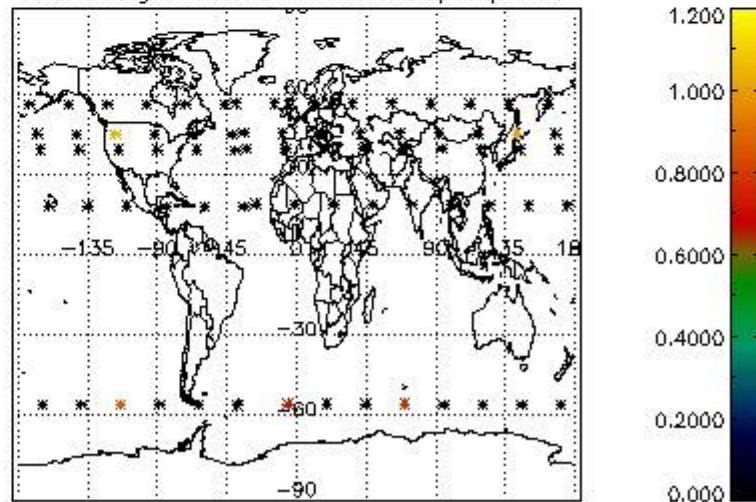
Percentage of datation errors per profile



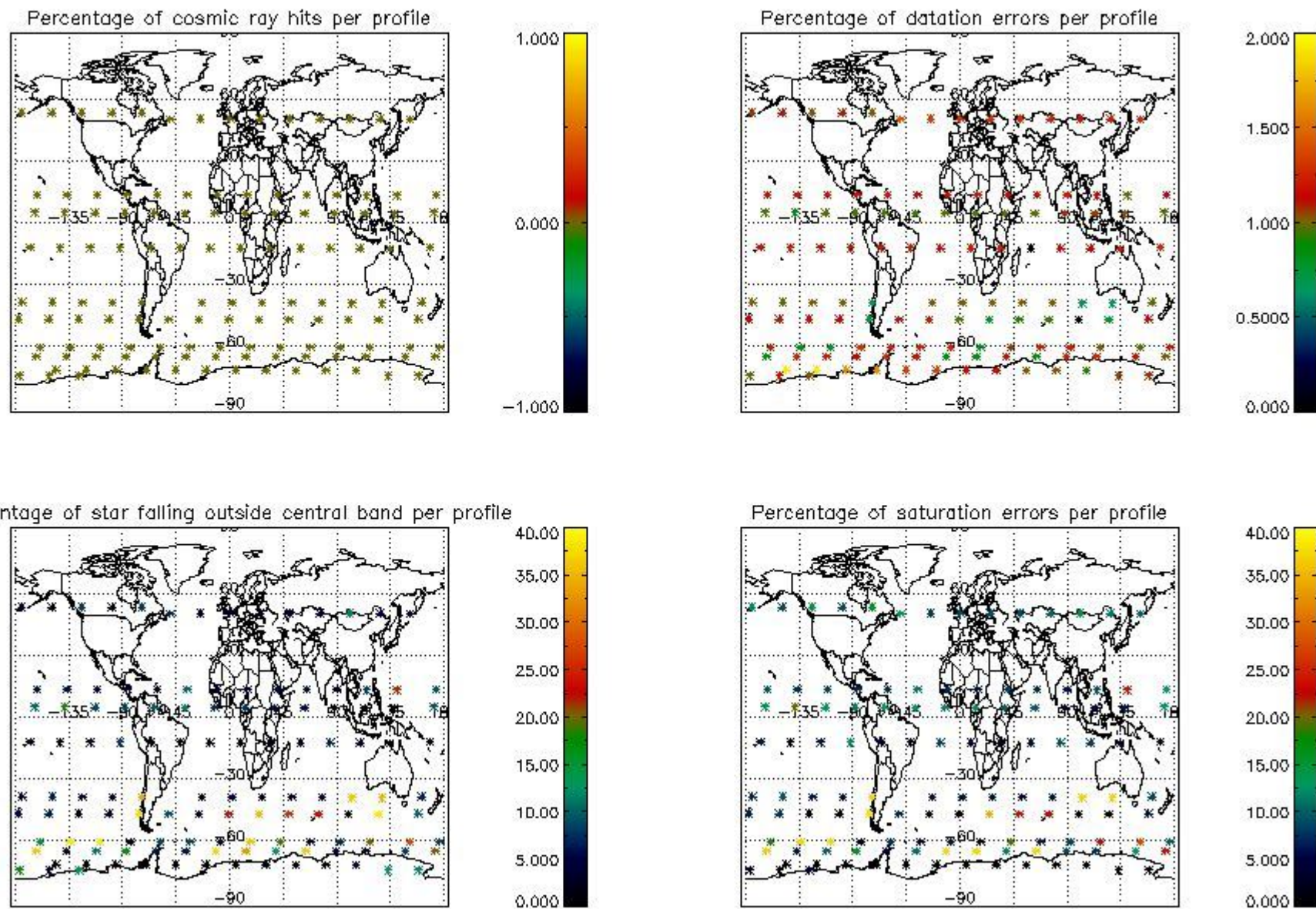
Percentage of star falling outside central band per profile



Percentage of saturation errors per profile



4.2.2 Plot level 1 quality information per product (world map): ENVISAT DESCENDING passes



5. Trace gas profiles

5.1 Ozone statistics based on quality of products

The final quality of the products can be "measured" using the STD (Standard Deviation) attached to every point profile. This information is written to the parameter GOM_NL__2P/NL_LOCAL_SPECIES_DENSITY/o3_std of the level 2 products. The table below shows the statistics for given STD ranges.

The statistics are given with respect to the overall valid production:

- Products without fatal errors: GOM_NL__2P/MPH/PRODUCT_ERR=0
- Valid point profile: GOM_NL__2P/NL_LOCAL_SPECIES_DENSITY/pcd(0)=0

The 'Criteria' is applied to valid points of dark limb products:

- Products in dark limb illumination condition: GOM_NL__2P/NL_SUMMARY_QUALITY/obs_ill_cond=0
- Products without fatal errors: GOM_NL__2P/MPH/PRODUCT_ERR=0
- Valid point profile: GOM_NL__2P/NL_LOCAL_SPECIES_DENSITY/pcd(0)=0

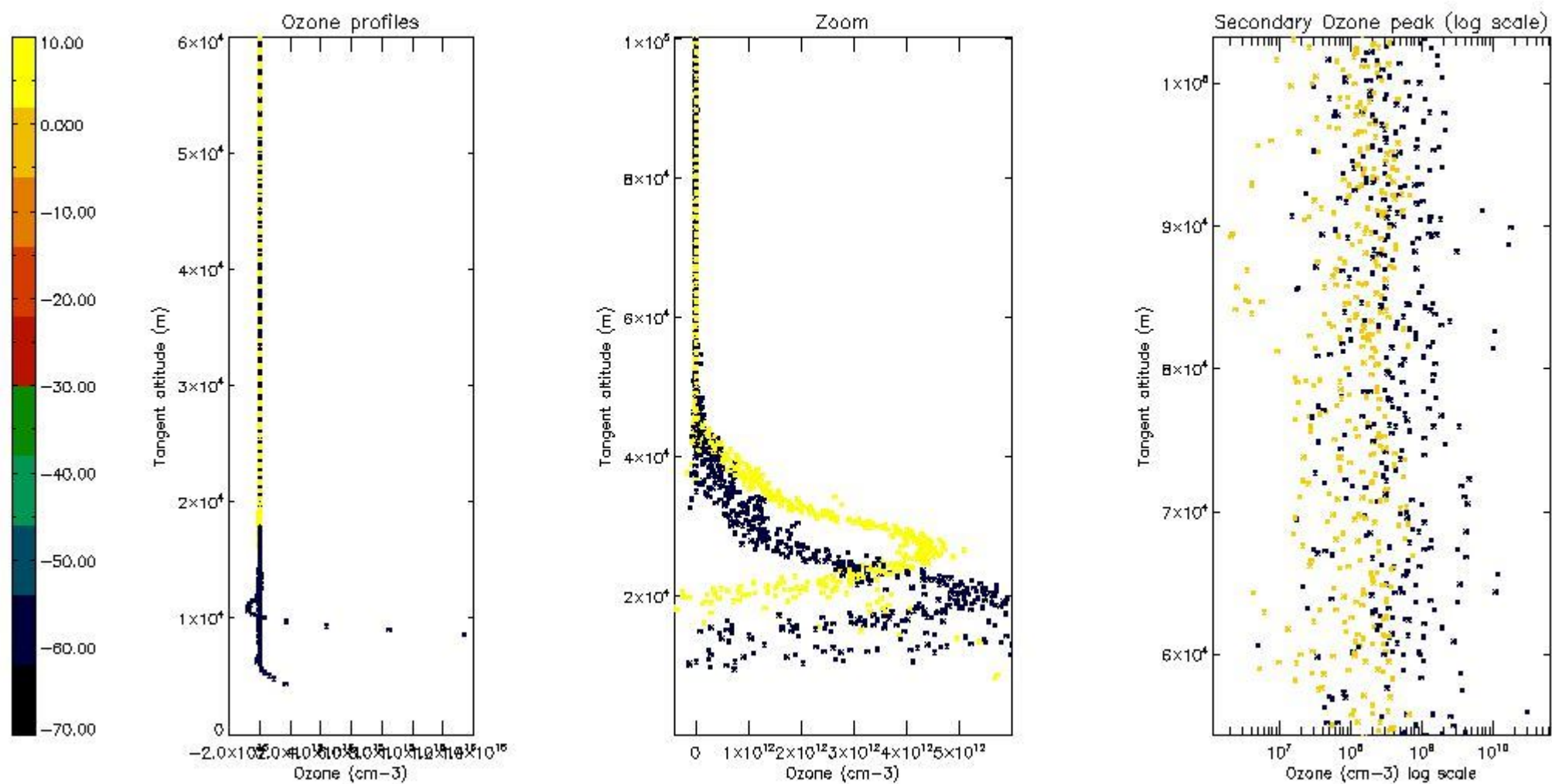
So, the table below shows the percentage of dark limb and valid observations for each criteria with respect to the overall valid daily observations.

Criteria	% of total production
All STD	17
STD < 20	4

STD < 10	2
STD < 5	0

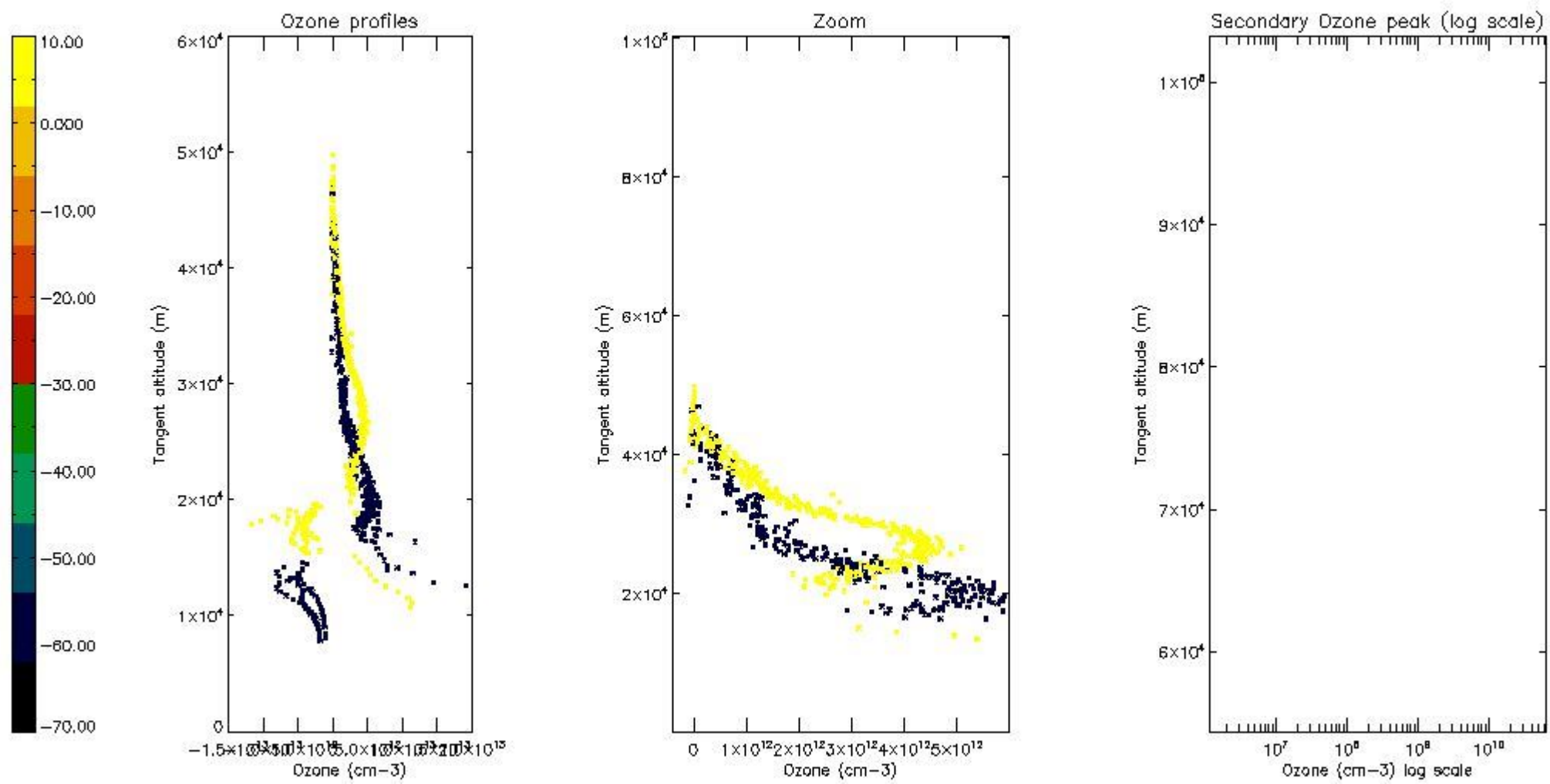
5.2 Plot ozone profiles for all STD (dark without errors)

The colorbar represents the latitude.



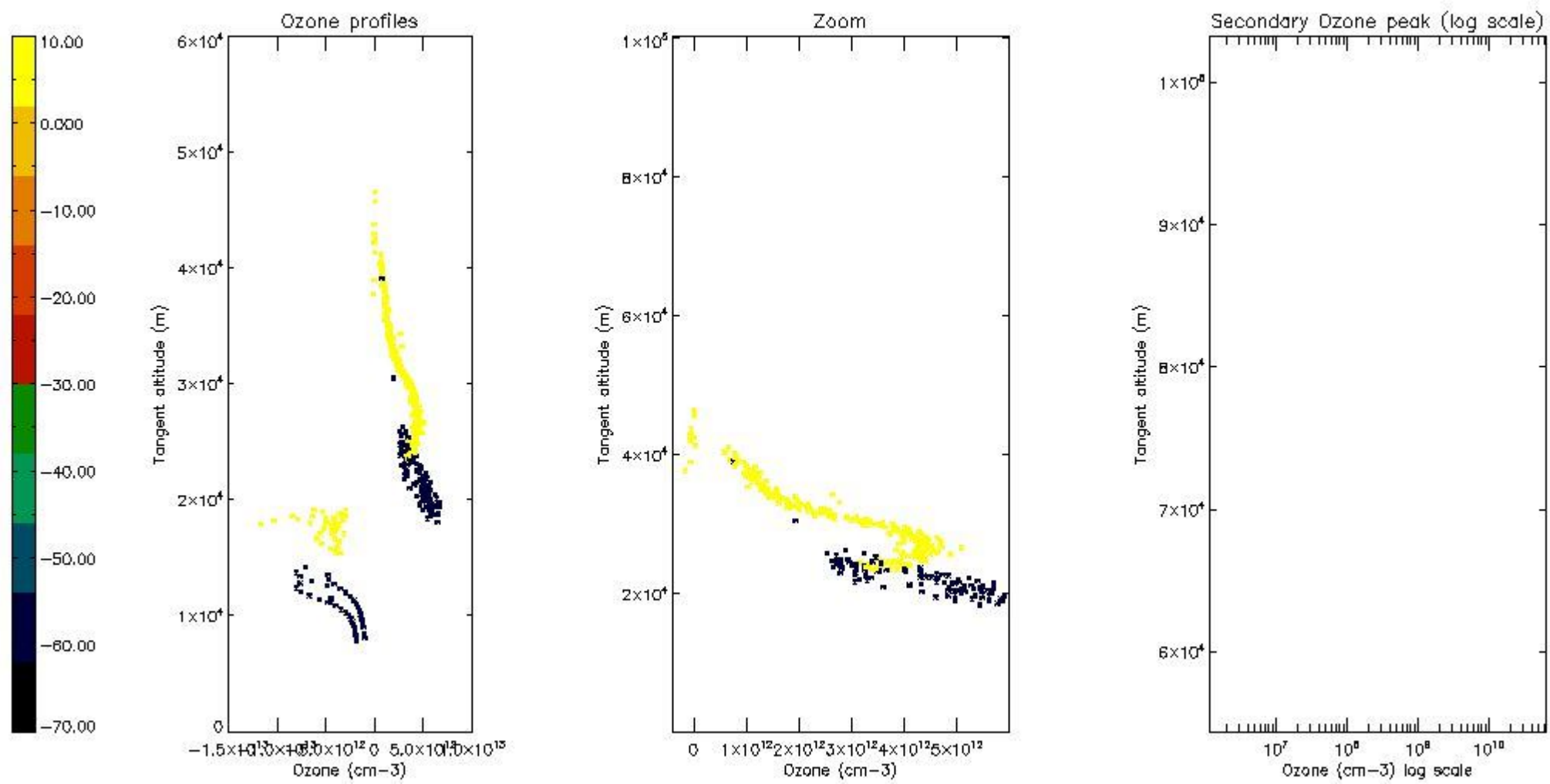
5.3 Plot ozone profiles where STD < 20% (dark without errors)

The colorbar represents the latitude.



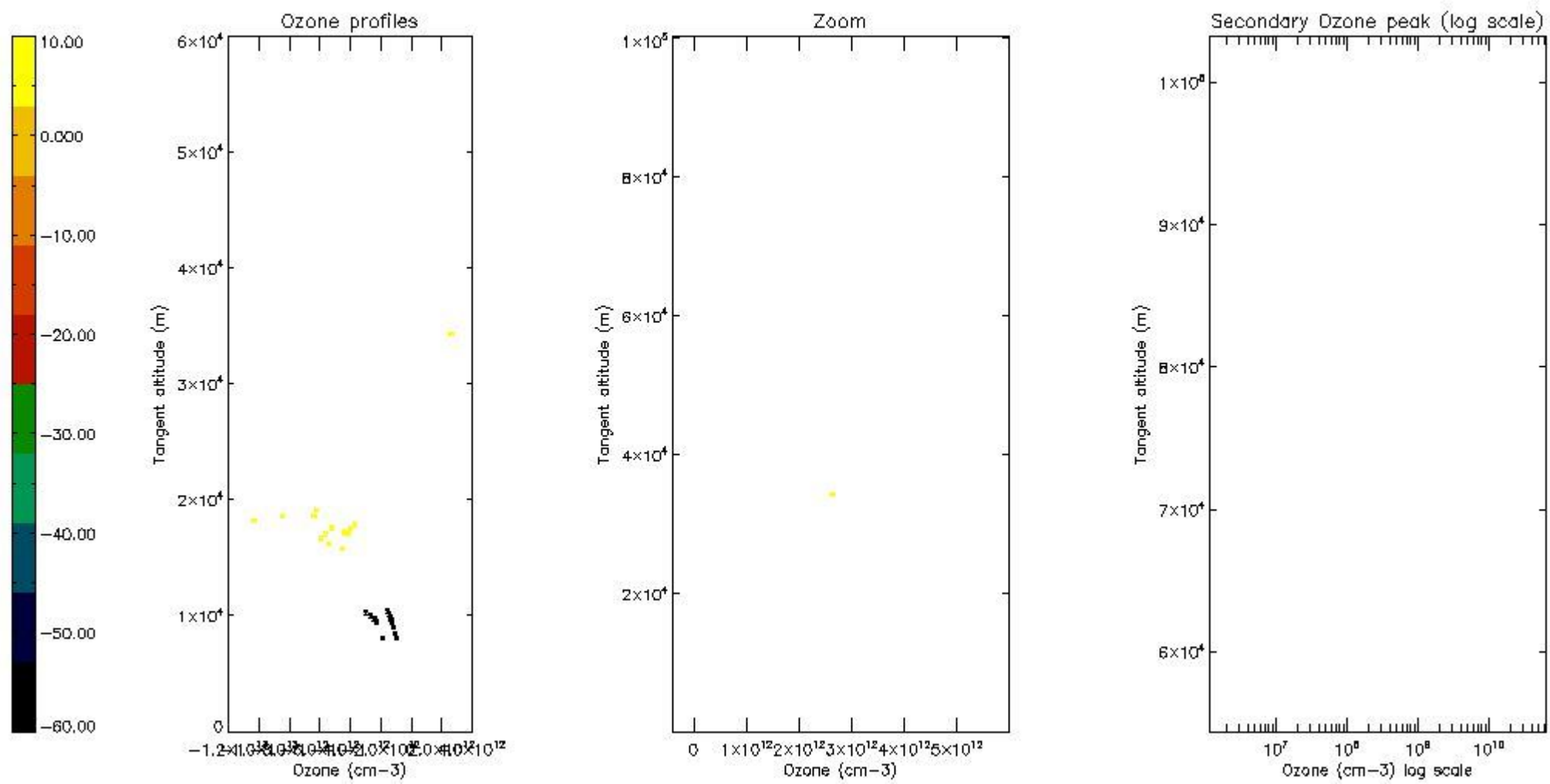
5.4 Plot ozone profiles where STD < 10% (dark without errors)

The colorbar represents the latitude.



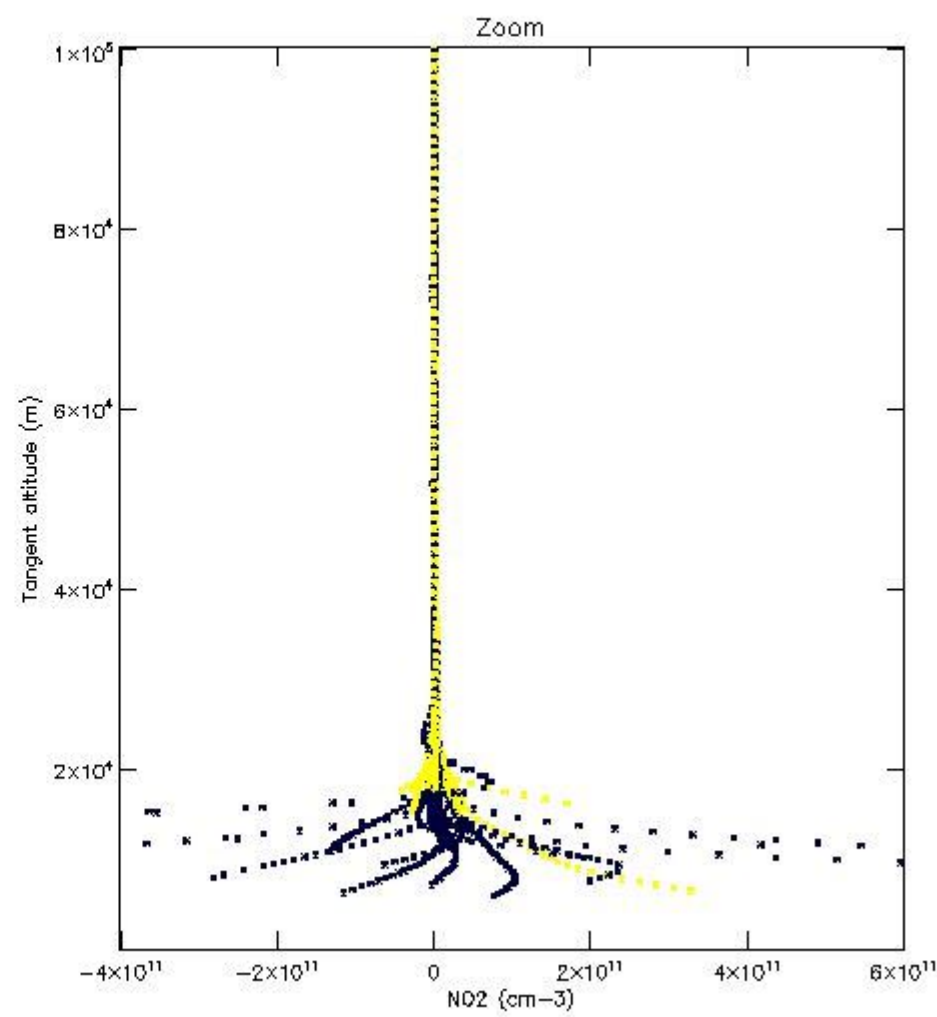
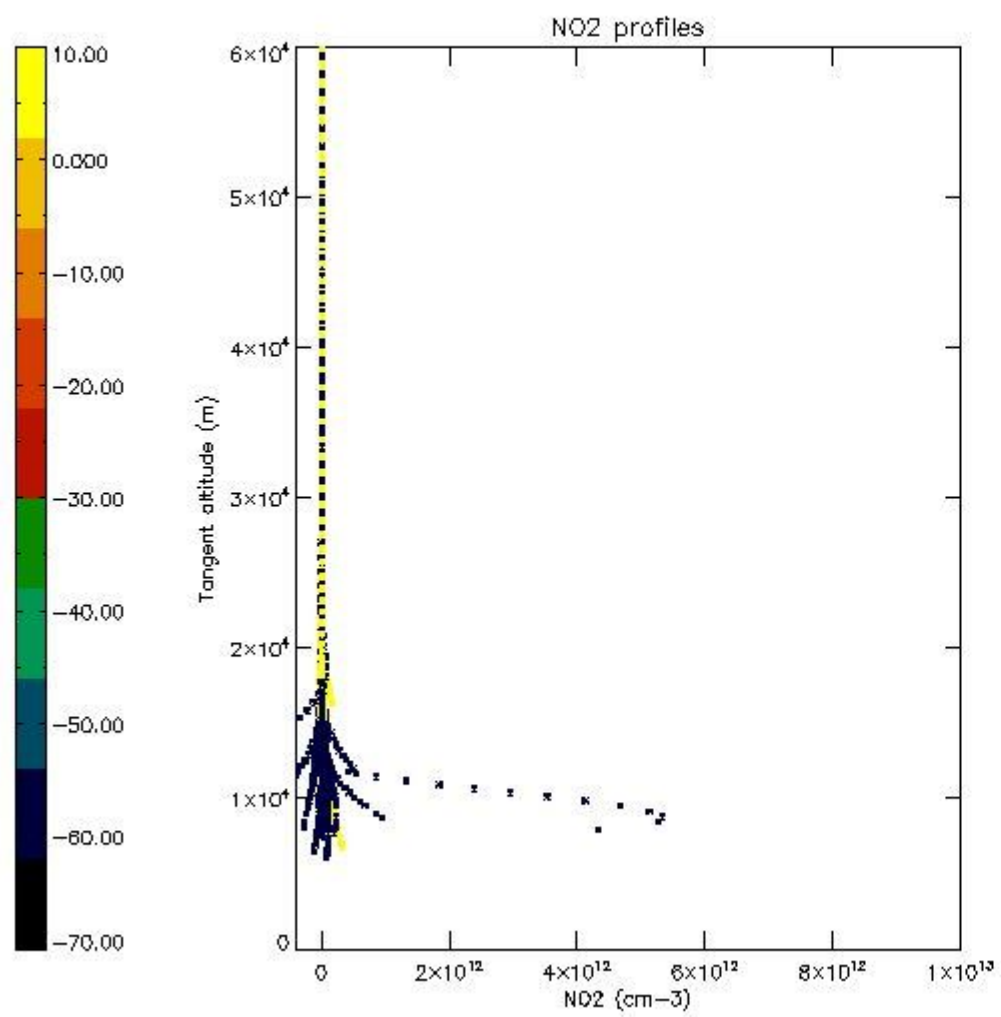
5.5 Plot ozone profiles where STD < 5% (dark without errors)

The colorbar represents the latitude.



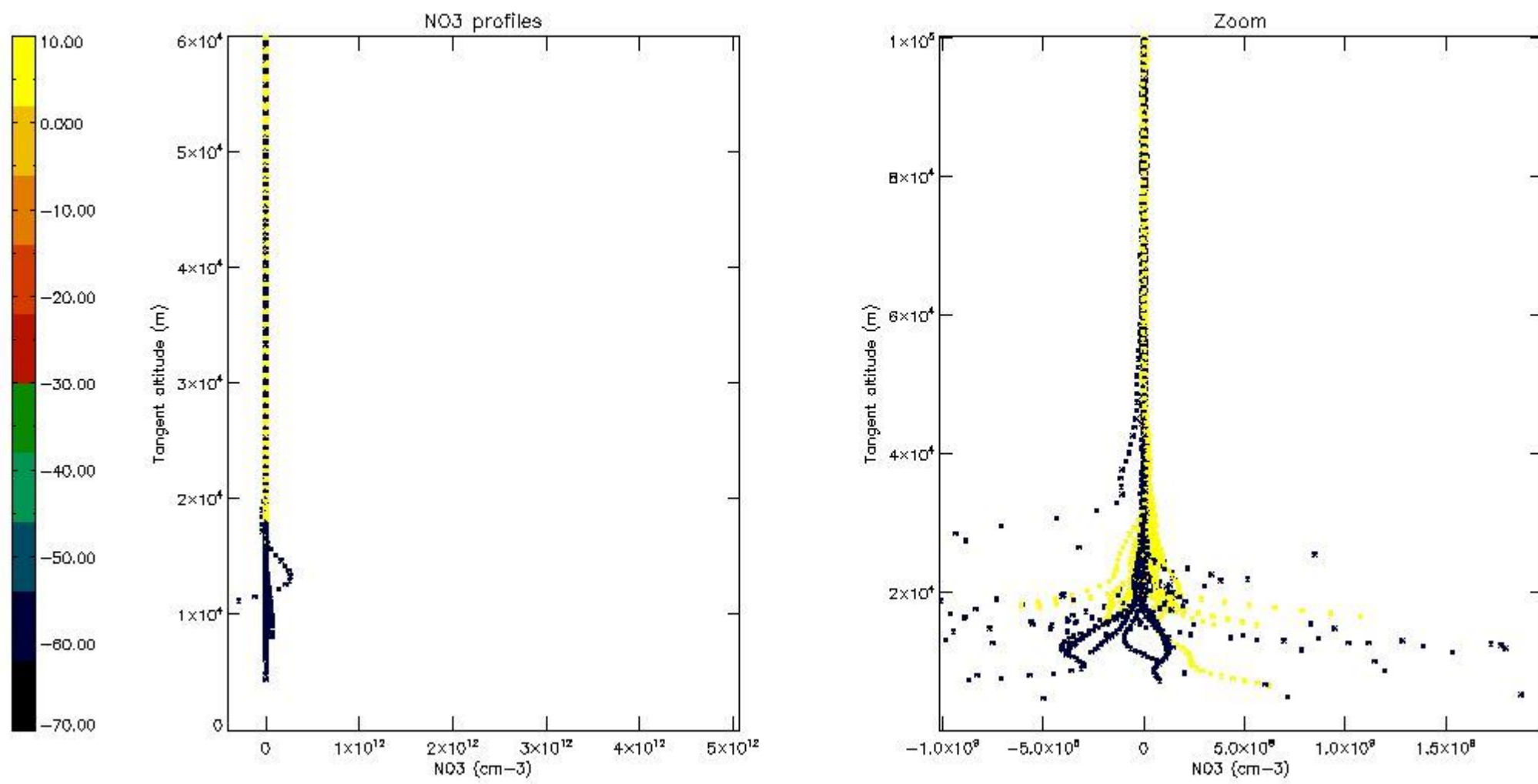
5.6 Plot NO₂ profiles for all STD (dark without errors)

The colorbar represents the latitude.



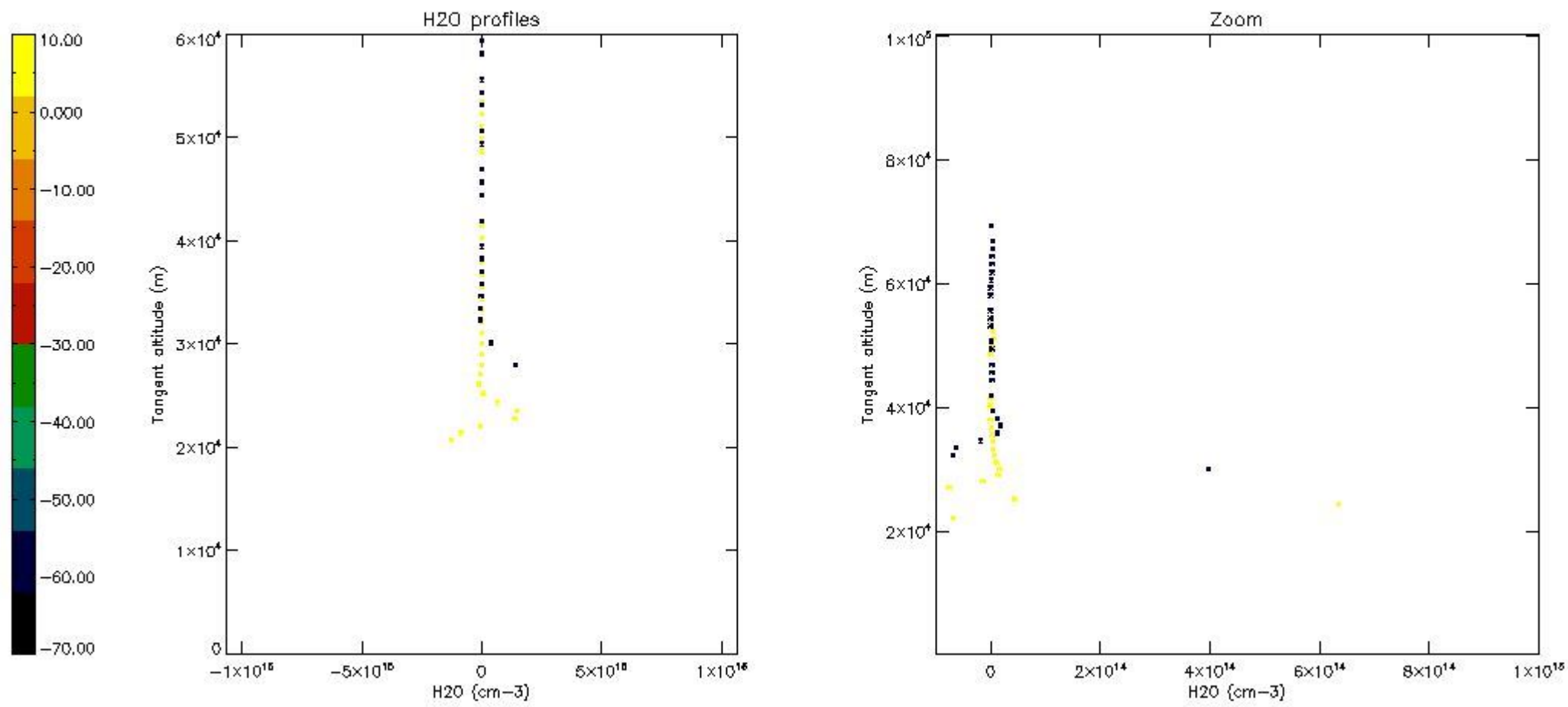
5.7 Plot NO3 profiles for all STD (dark without errors)

The colorbar represents the latitude.



5.8 Plot H2O profiles for all STD (only for occultations of stars 1,2,3,4,13,14,16,26,63 dark without errors)

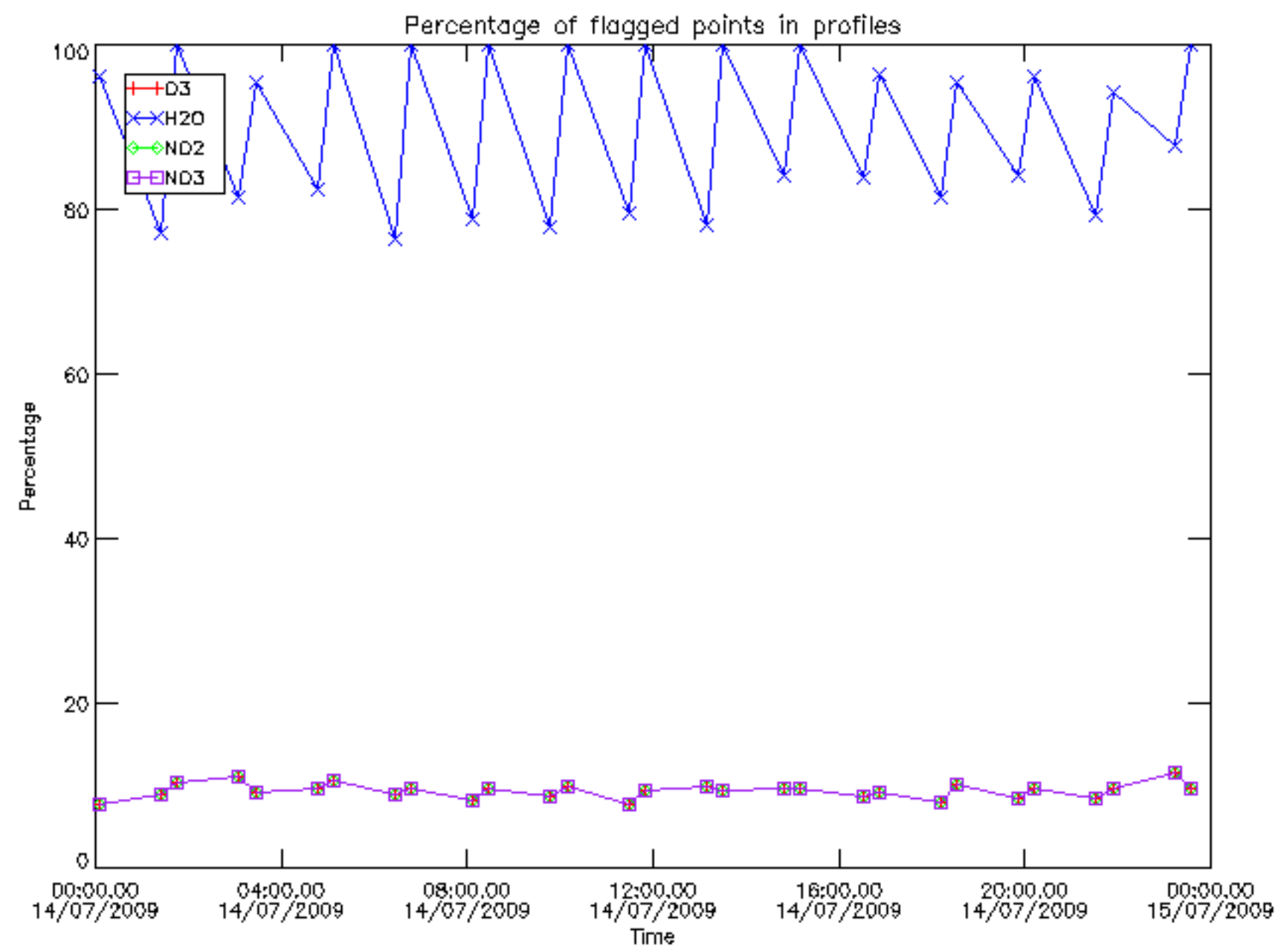
The colorbar represents the latitude.



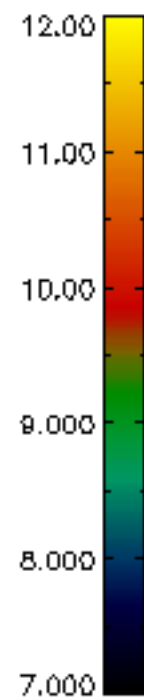
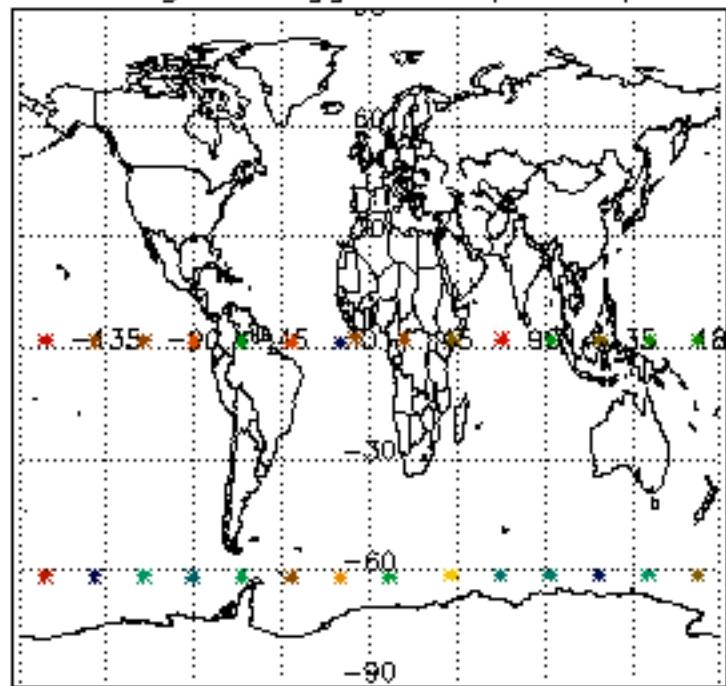
6. Auxiliary Data Files used for the production reported in section 2

The number reported in the third column indicates since which file (see list in section 2) the corresponding auxiliary file has been used. The fourth column is the date of those product files.

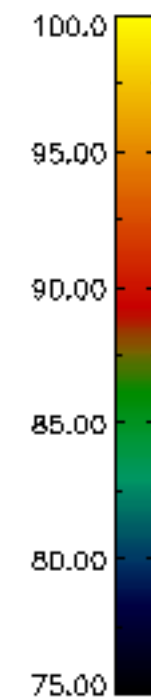
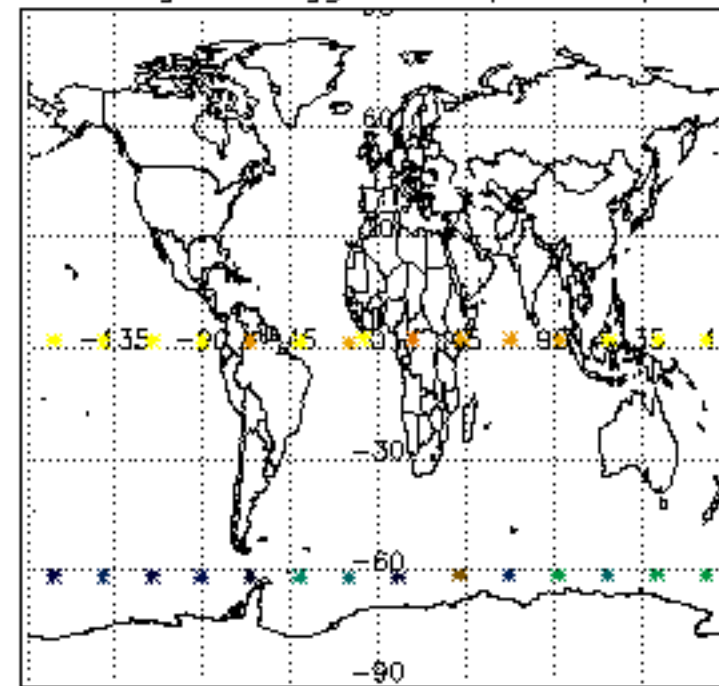
Type	Auxiliary Filename	Used since product	Used since product date
INST_PHYS_CHARACTERISTICS	GOM_INS_AXVIEC20091111_143220_20030716_120000_20500101_000000	1	14-JUL-2009 00:05:14
LEVEL-2_PROC_CONFIG	GOM_PR2_AXVIEC20091111_152718_20020301_000000_20500101_000000	1	14-JUL-2009 00:05:14
CROSS_SECTIONS_FILE	GOM_CRS_AXVIEC20091111_154832_20020301_000000_20500101_000000	1	14-JUL-2009 00:05:14



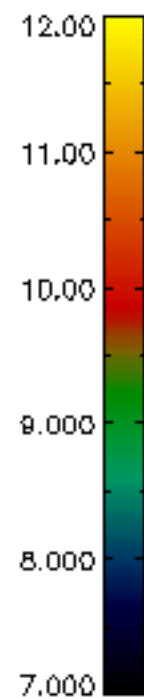
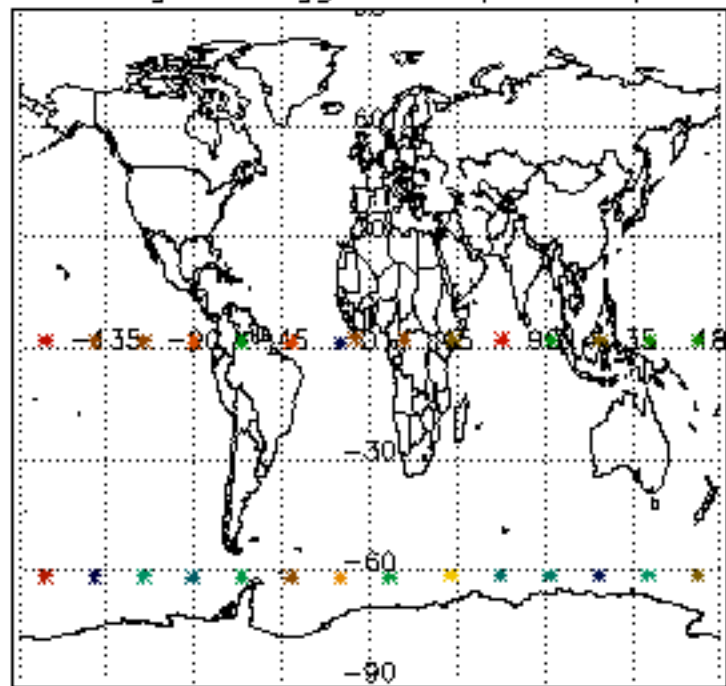
Percentage of flagged data per D3 profile



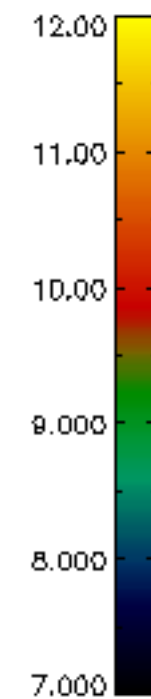
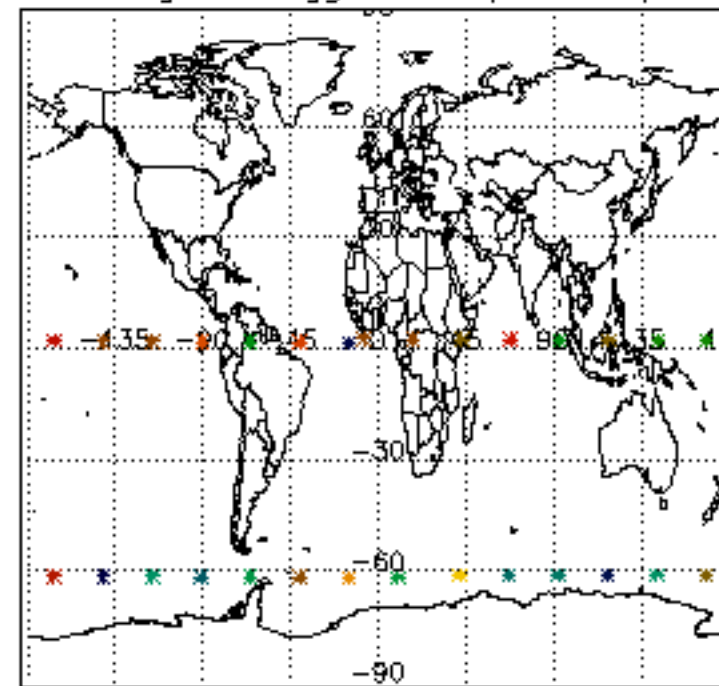
Percentage of flagged data per H2O profile

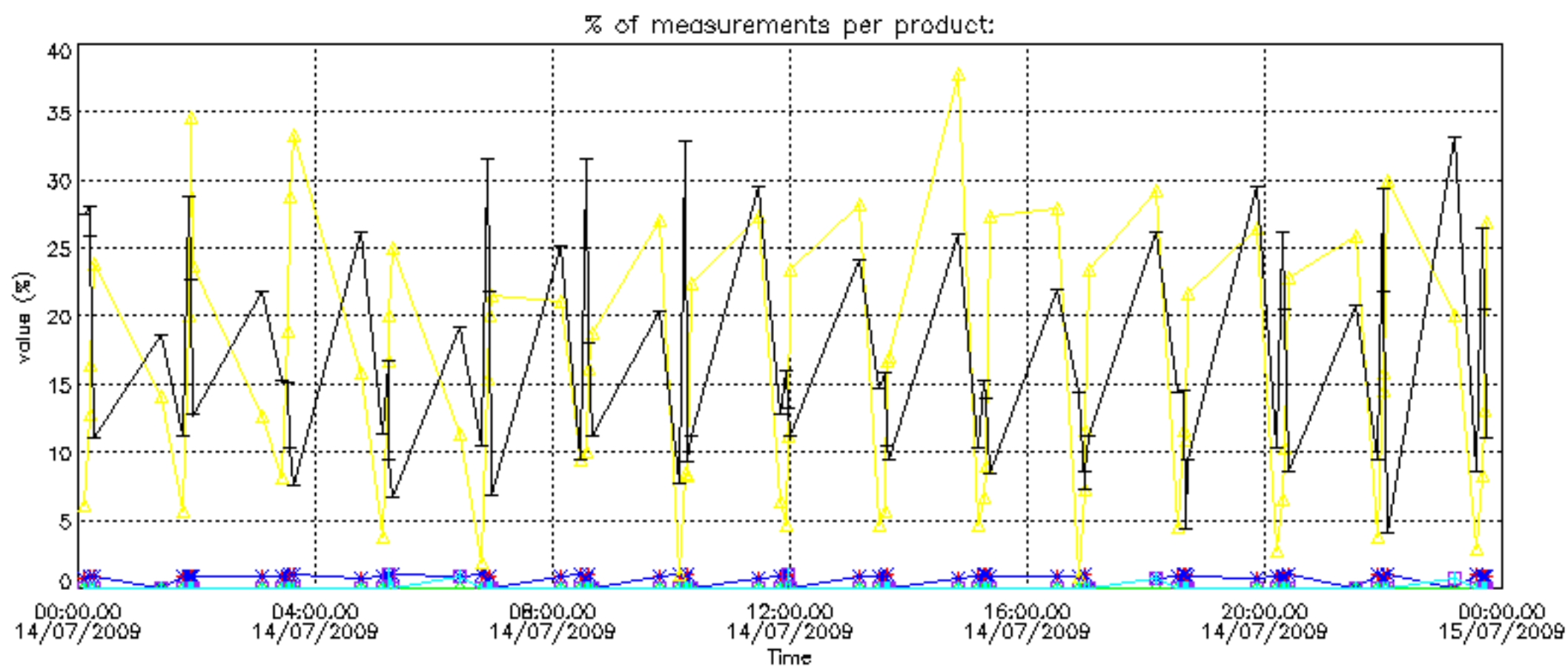
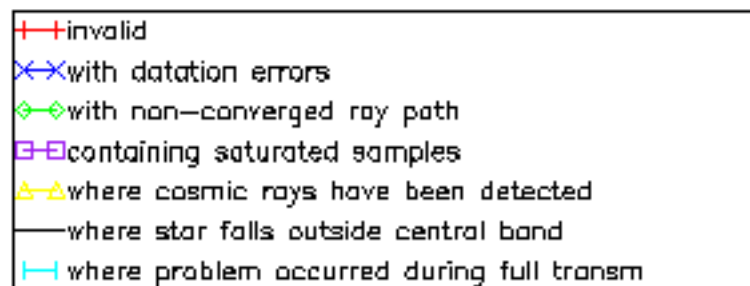


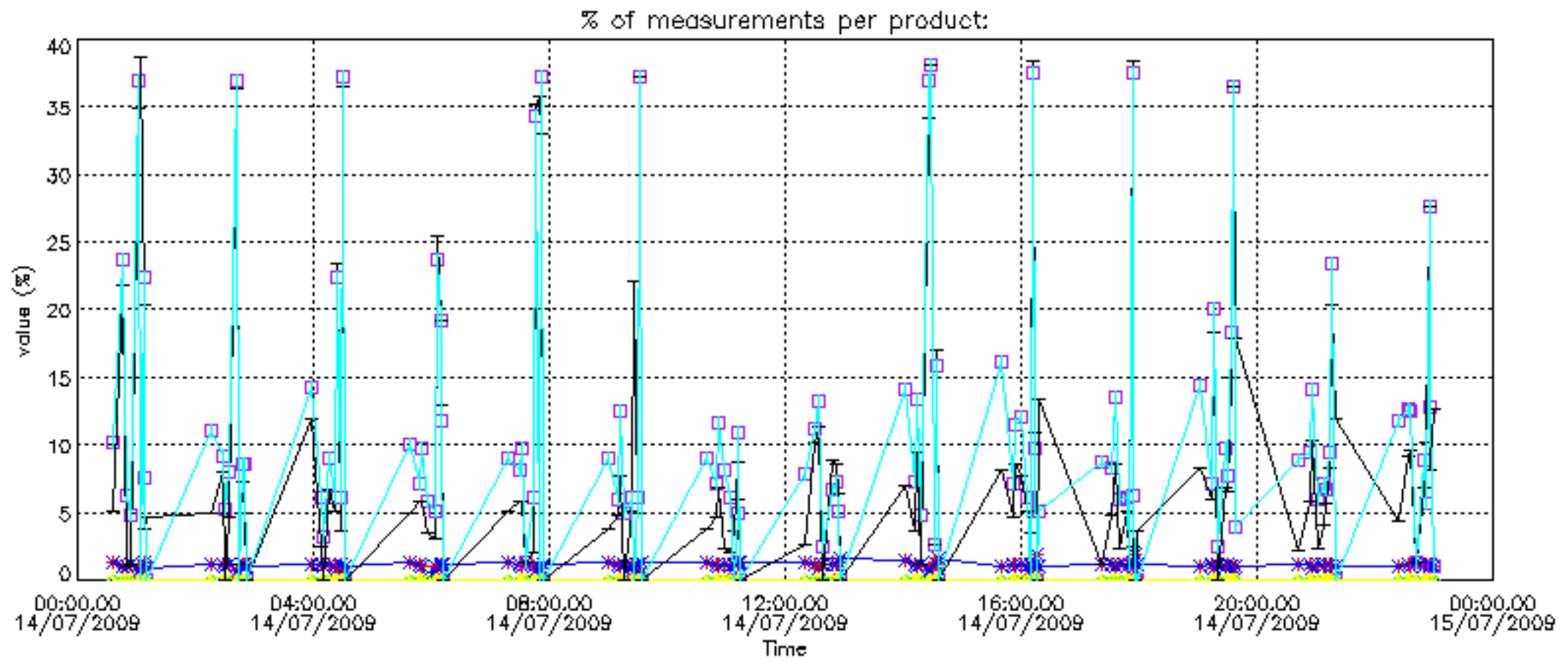
Percentage of flagged data per NO2 profile



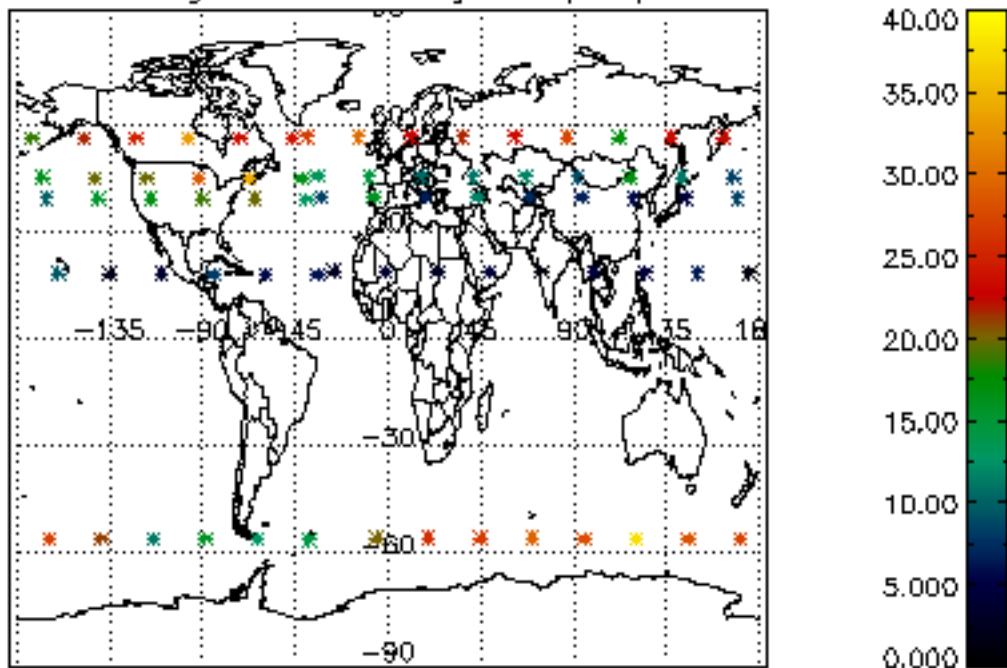
Percentage of flagged data per NO3 profile



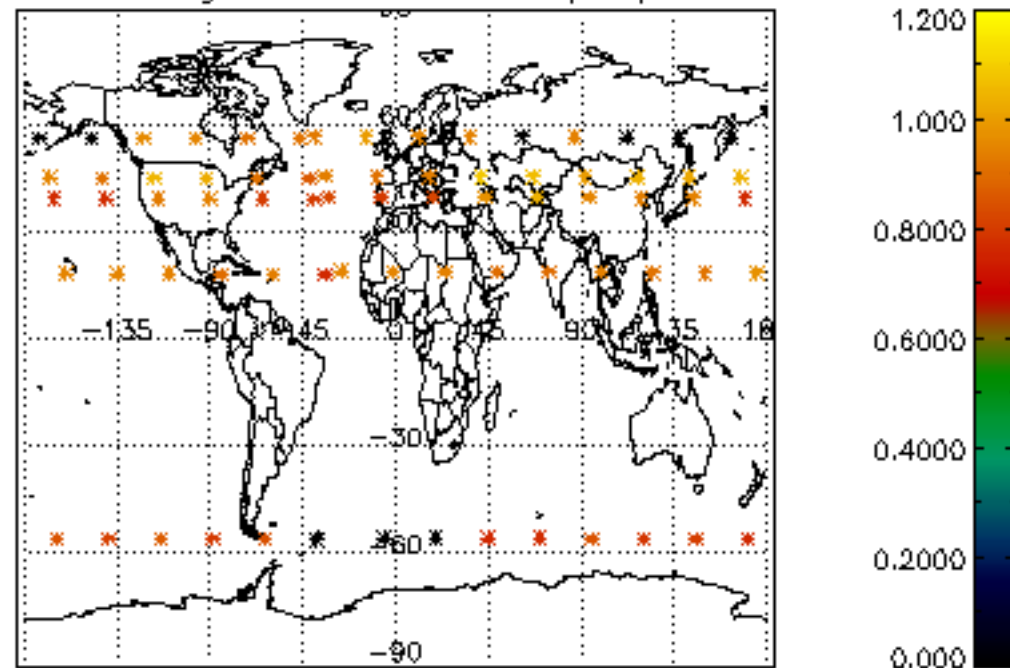




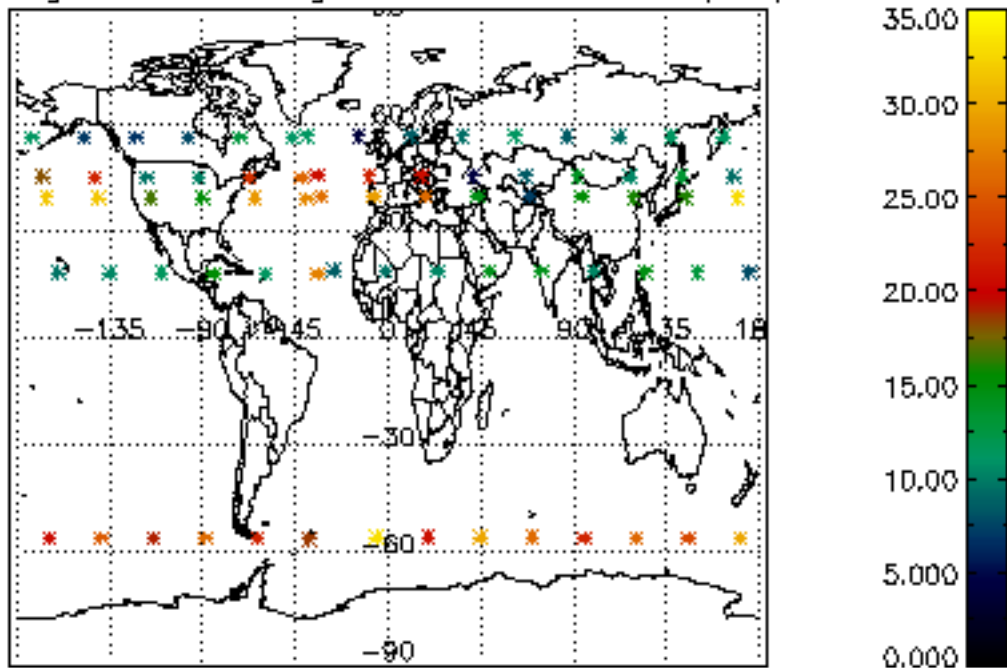
Percentage of cosmic ray hits per profile



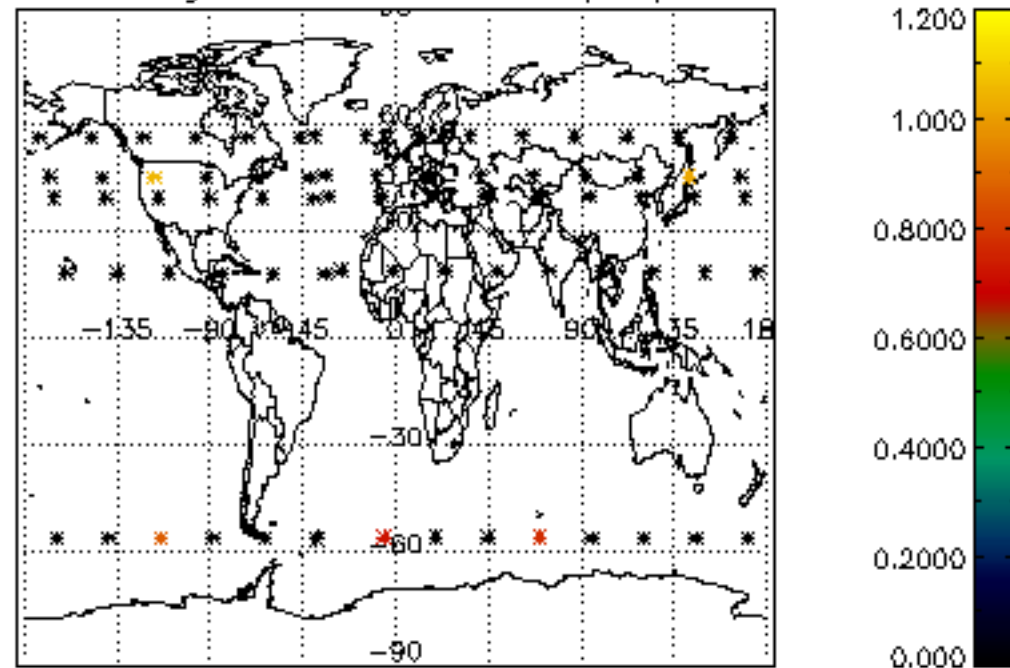
Percentage of datation errors per profile



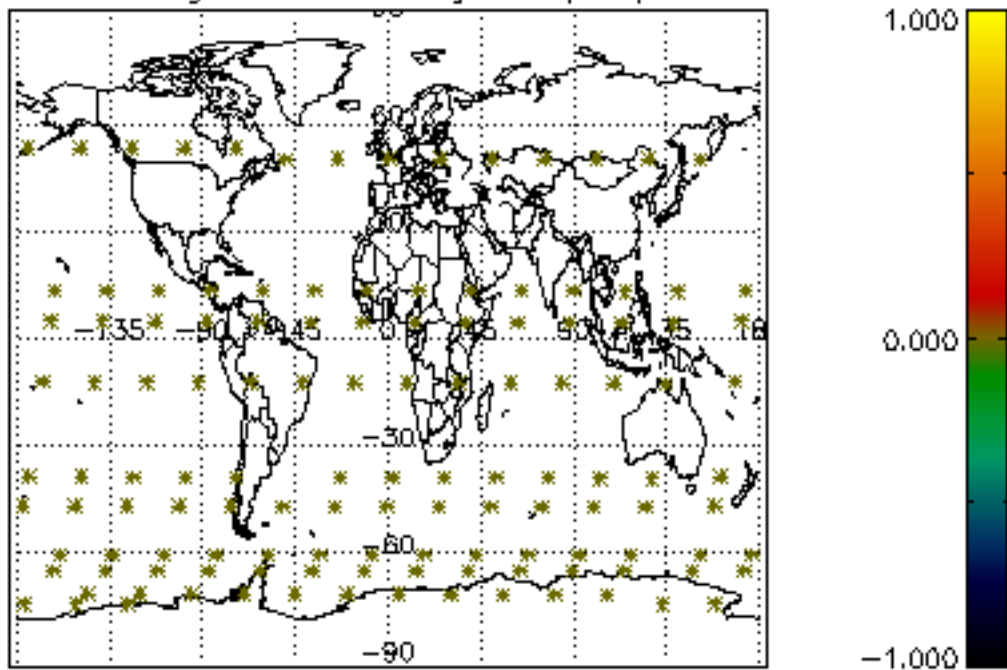
Percentage of star falling outside central band per profile



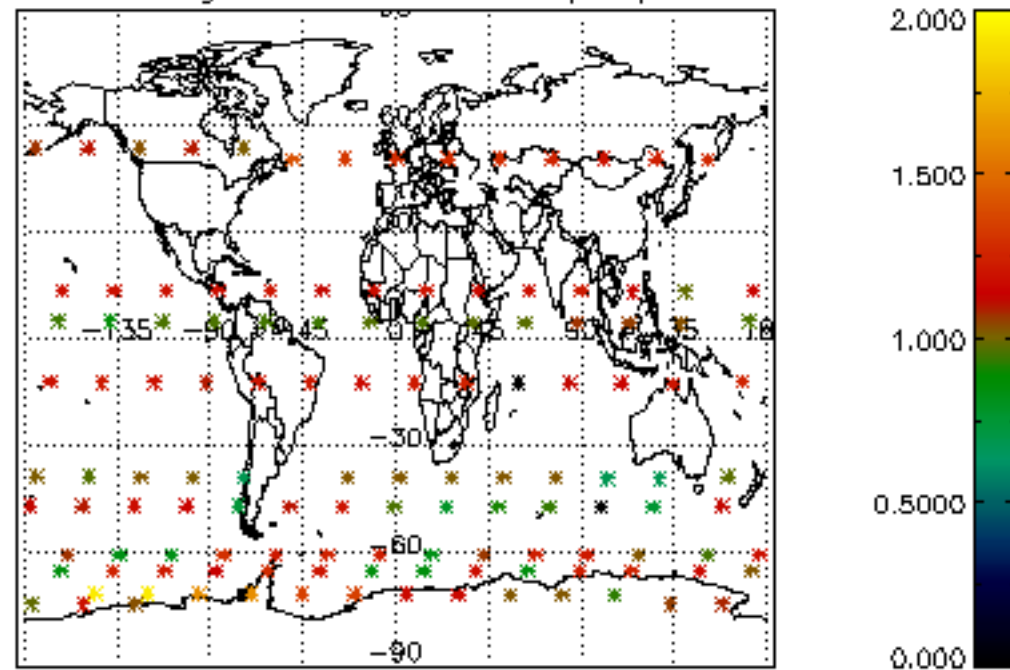
Percentage of saturation errors per profile



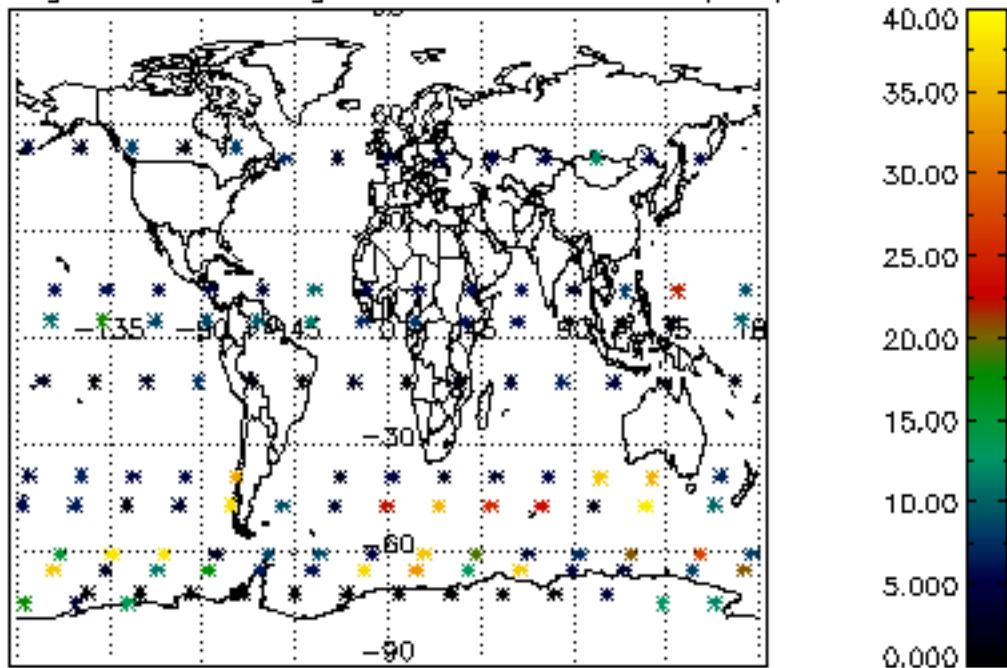
Percentage of cosmic ray hits per profile



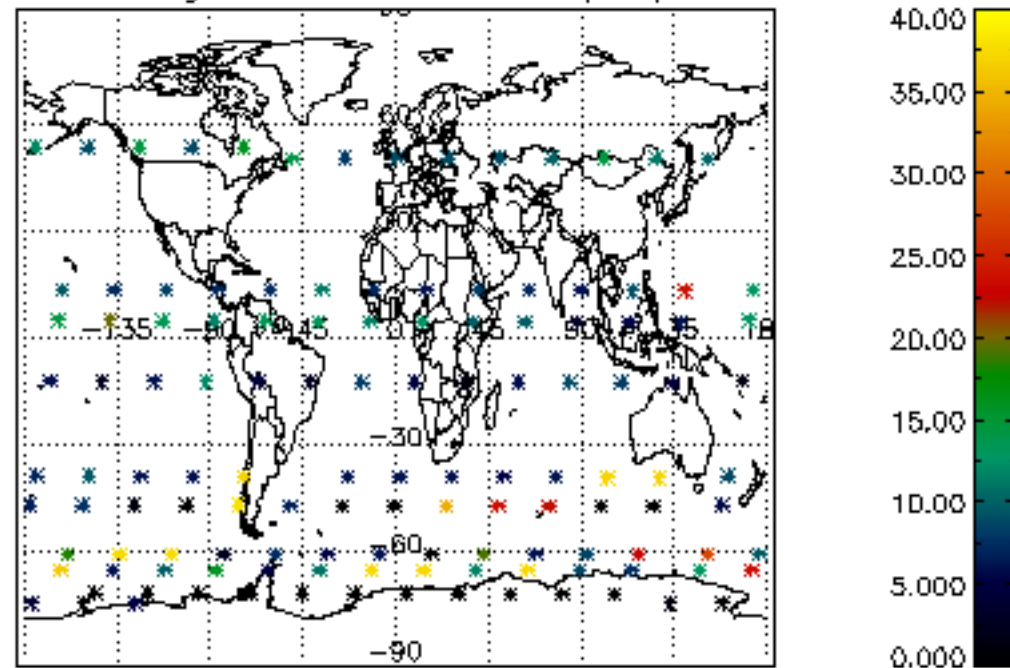
Percentage of datation errors per profile

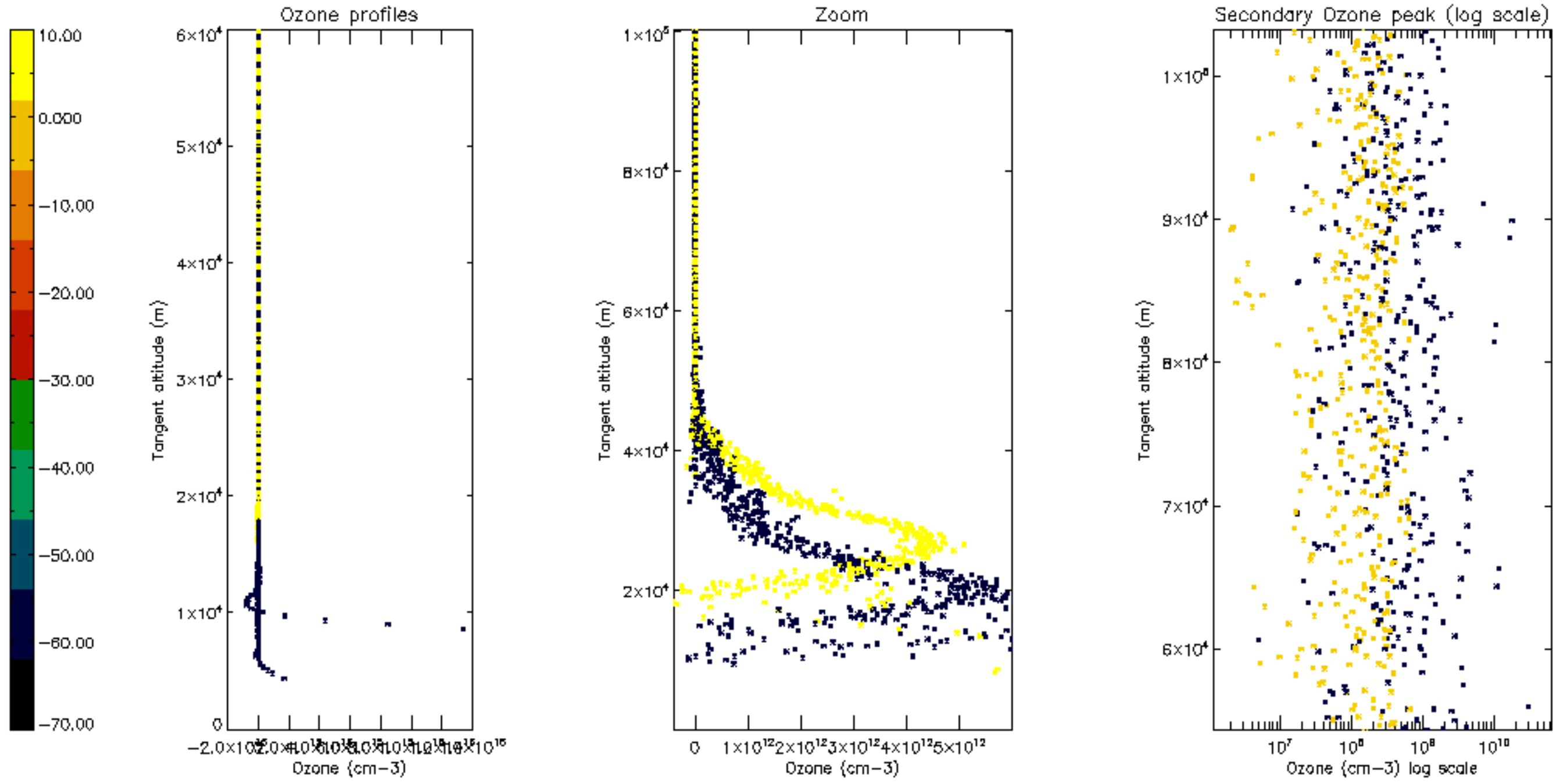


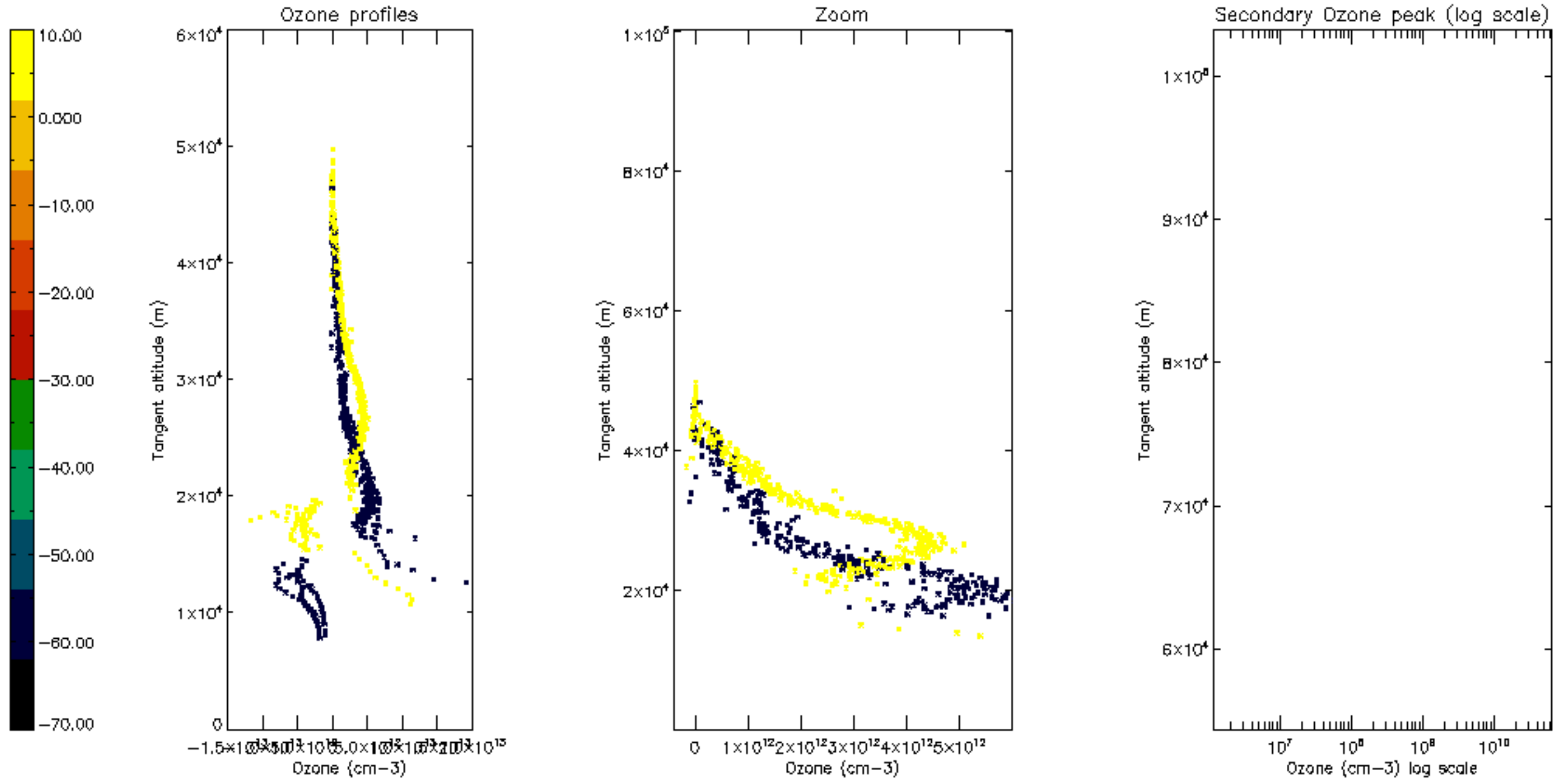
Percentage of star falling outside central band per profile

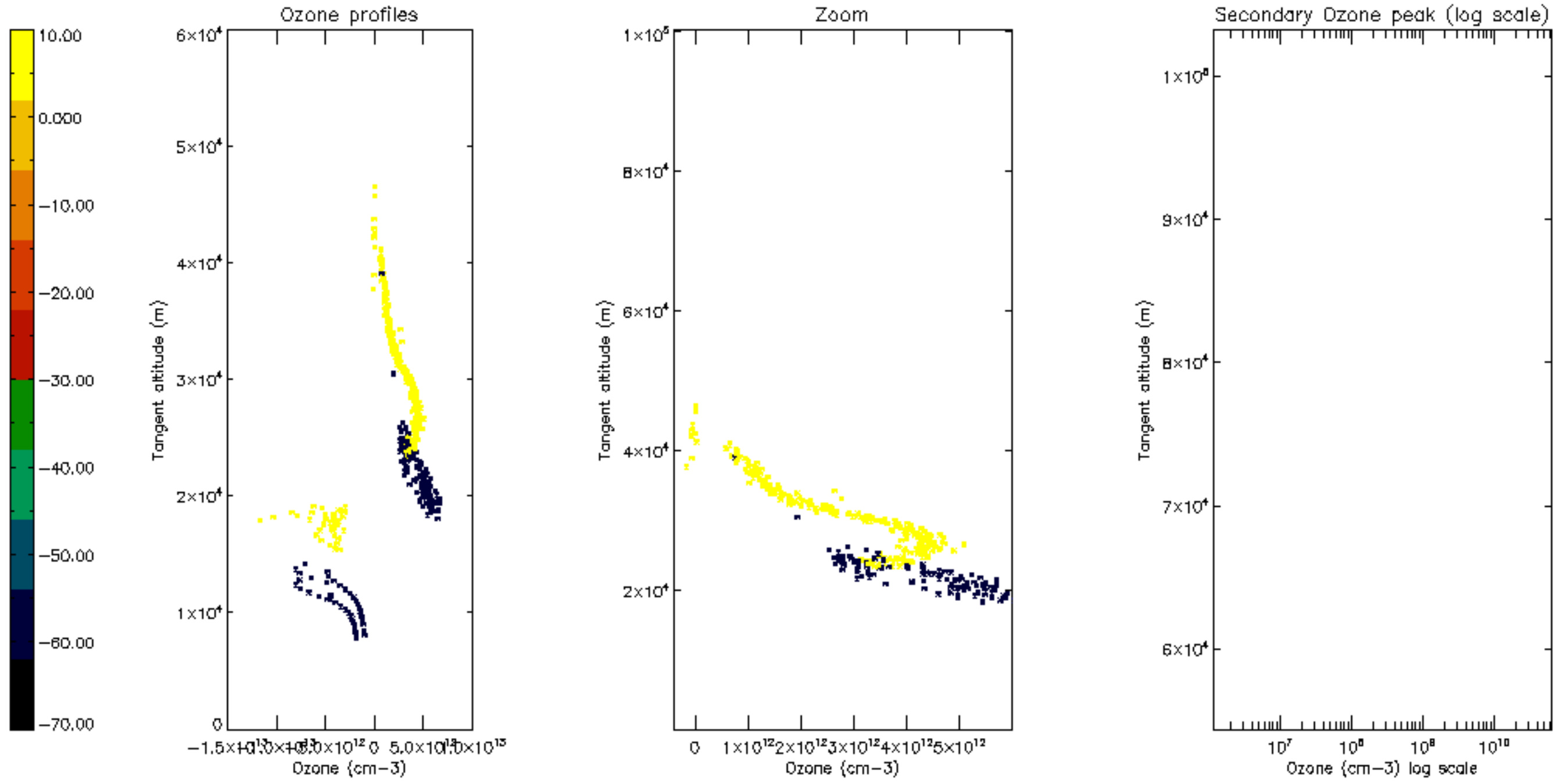


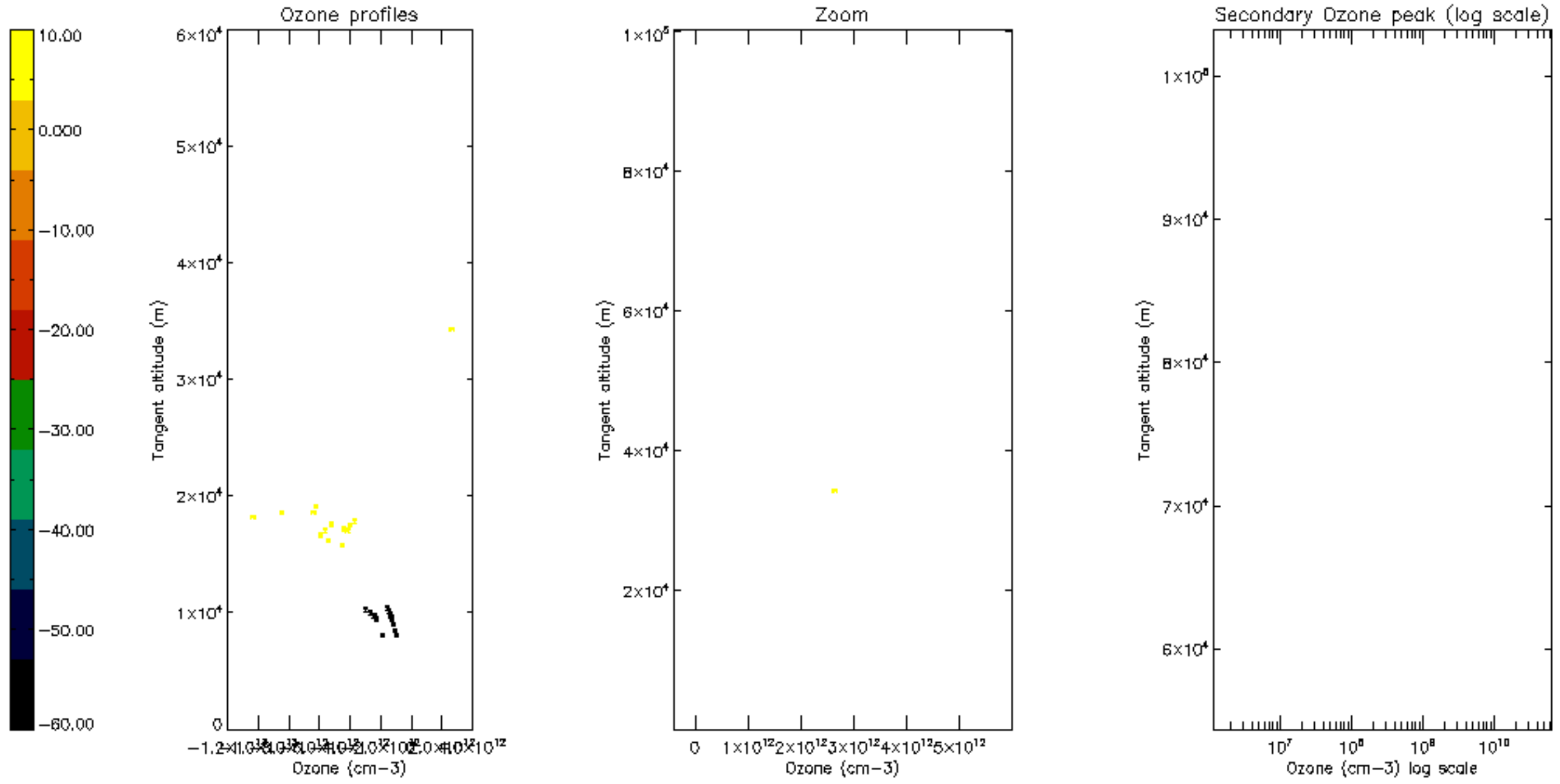
Percentage of saturation errors per profile

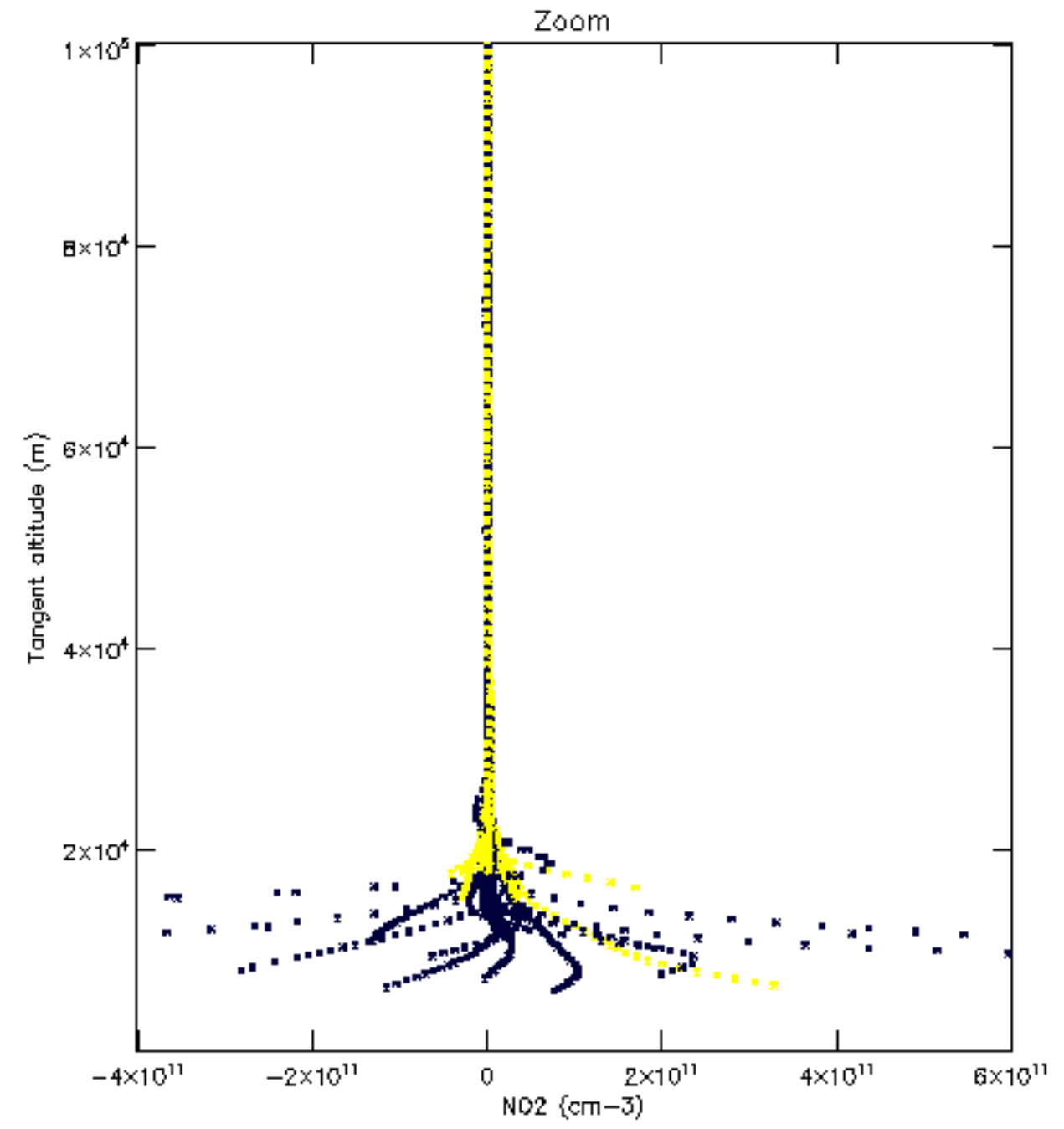
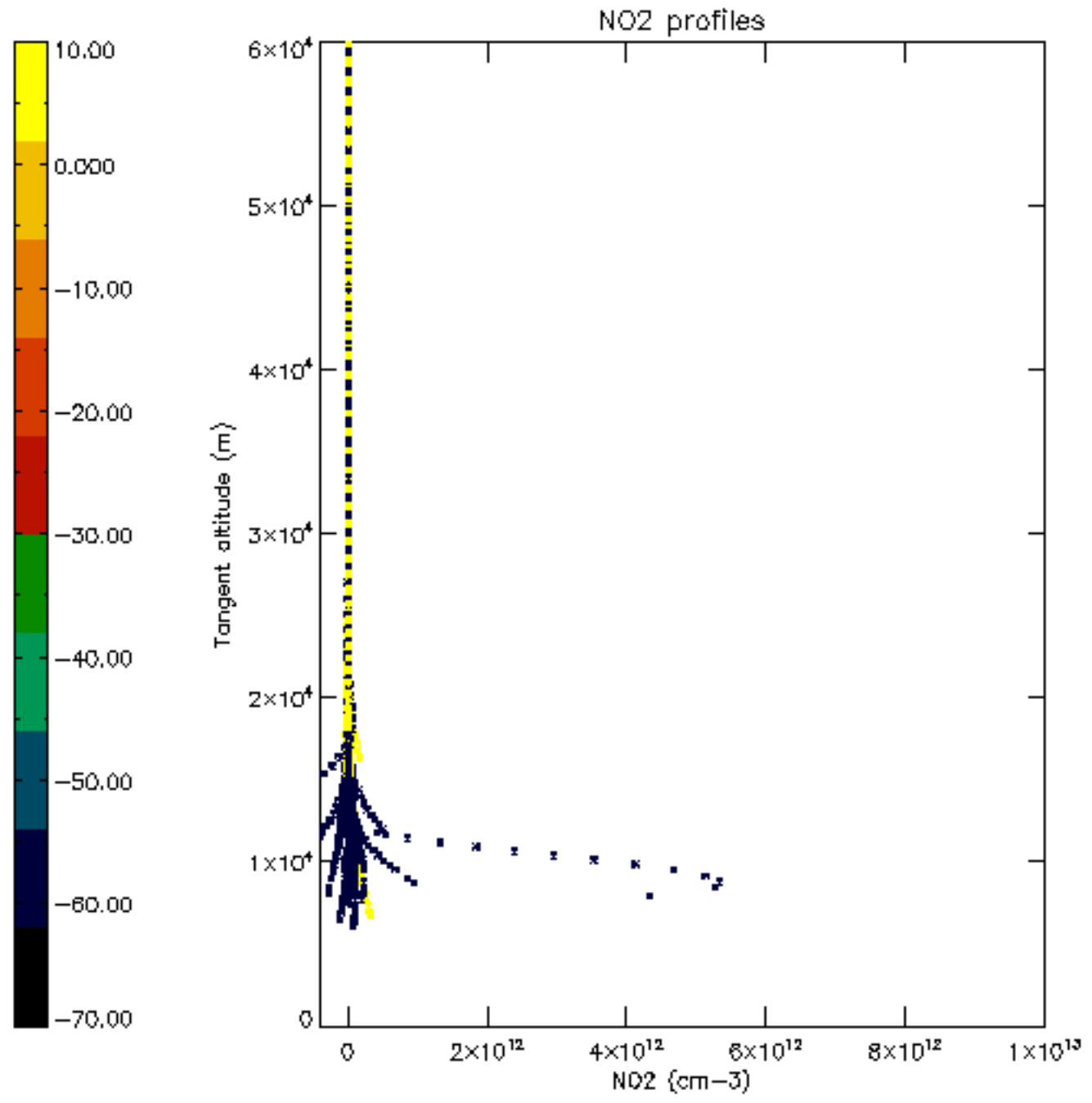


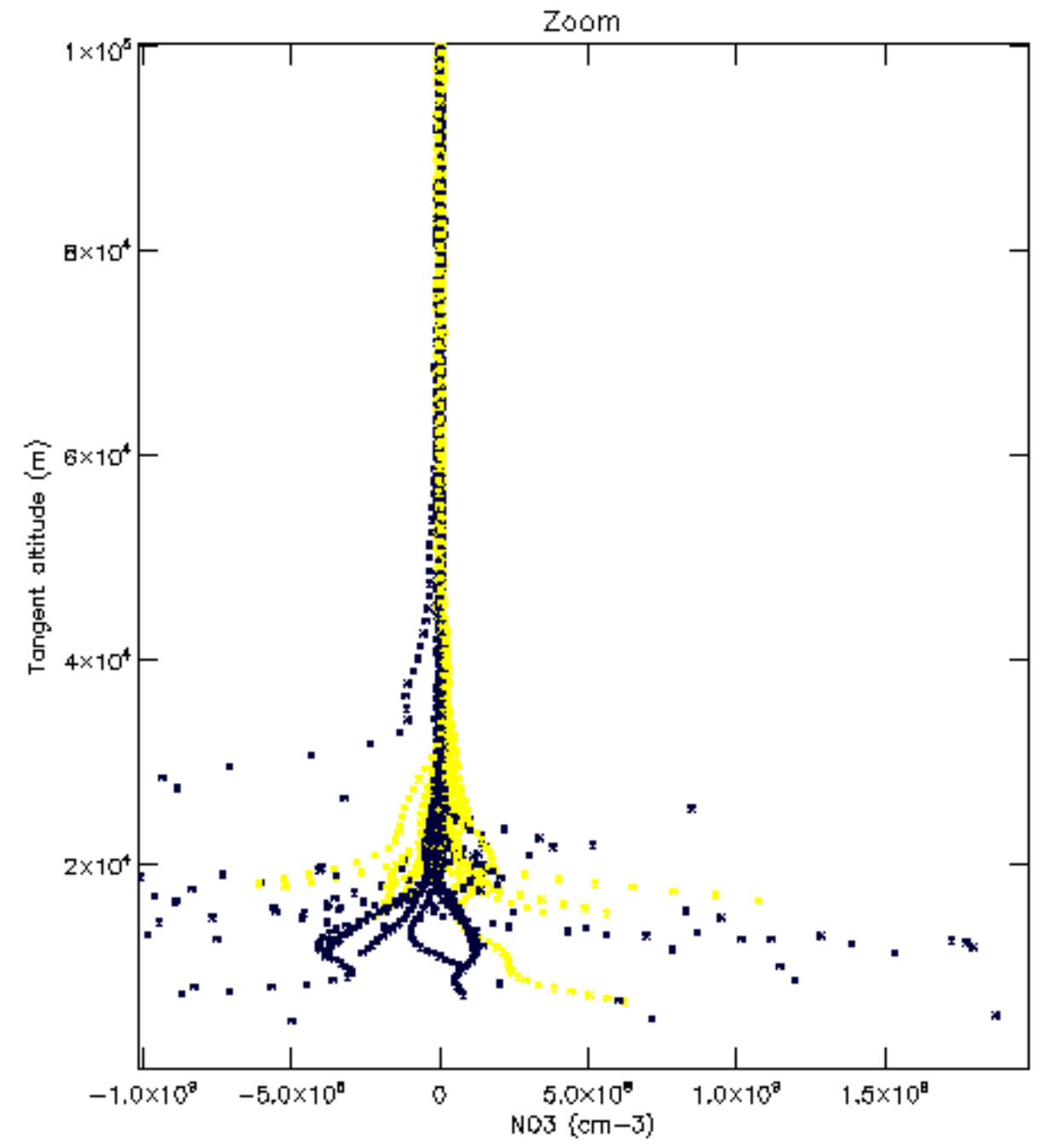
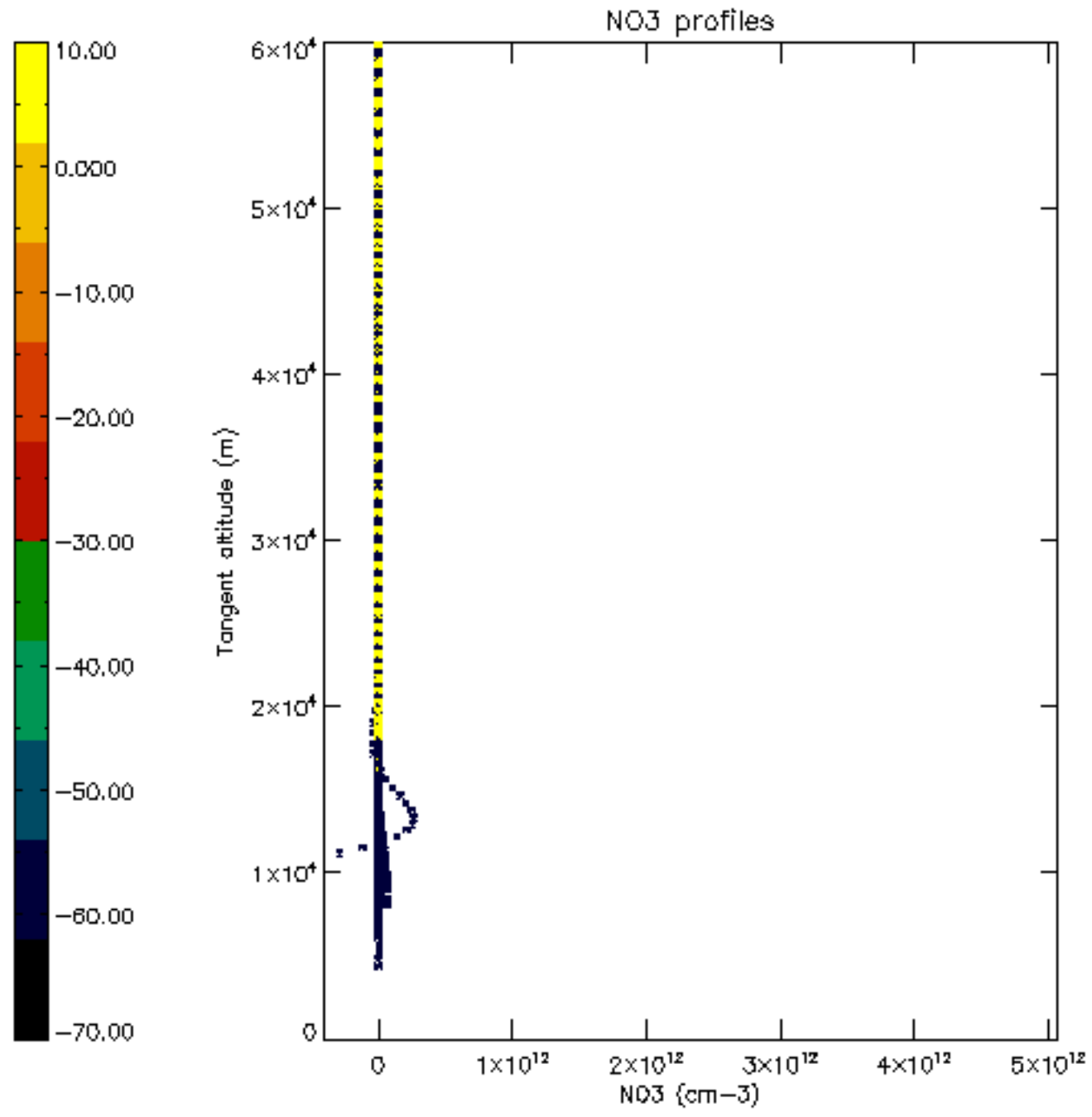


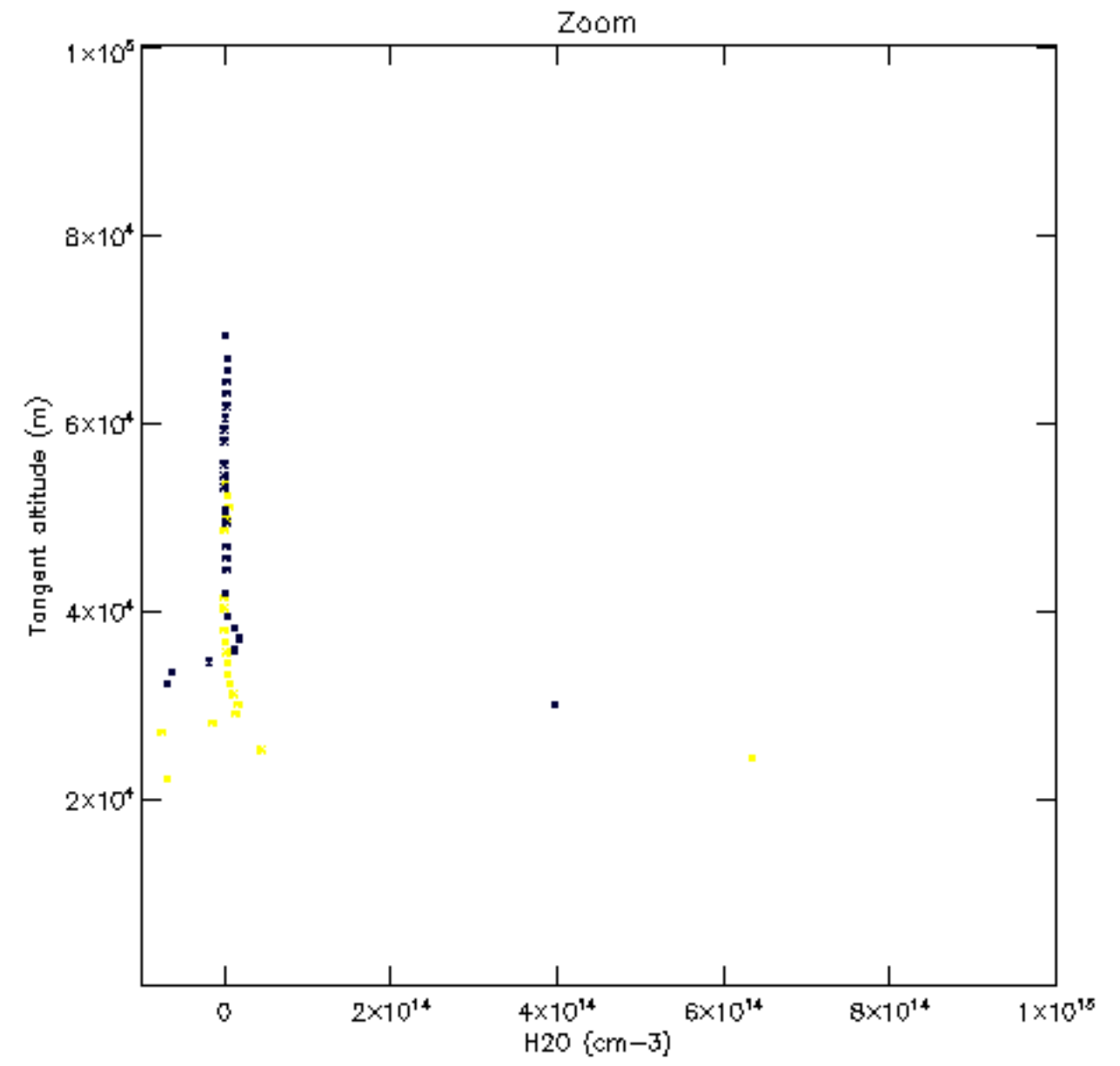
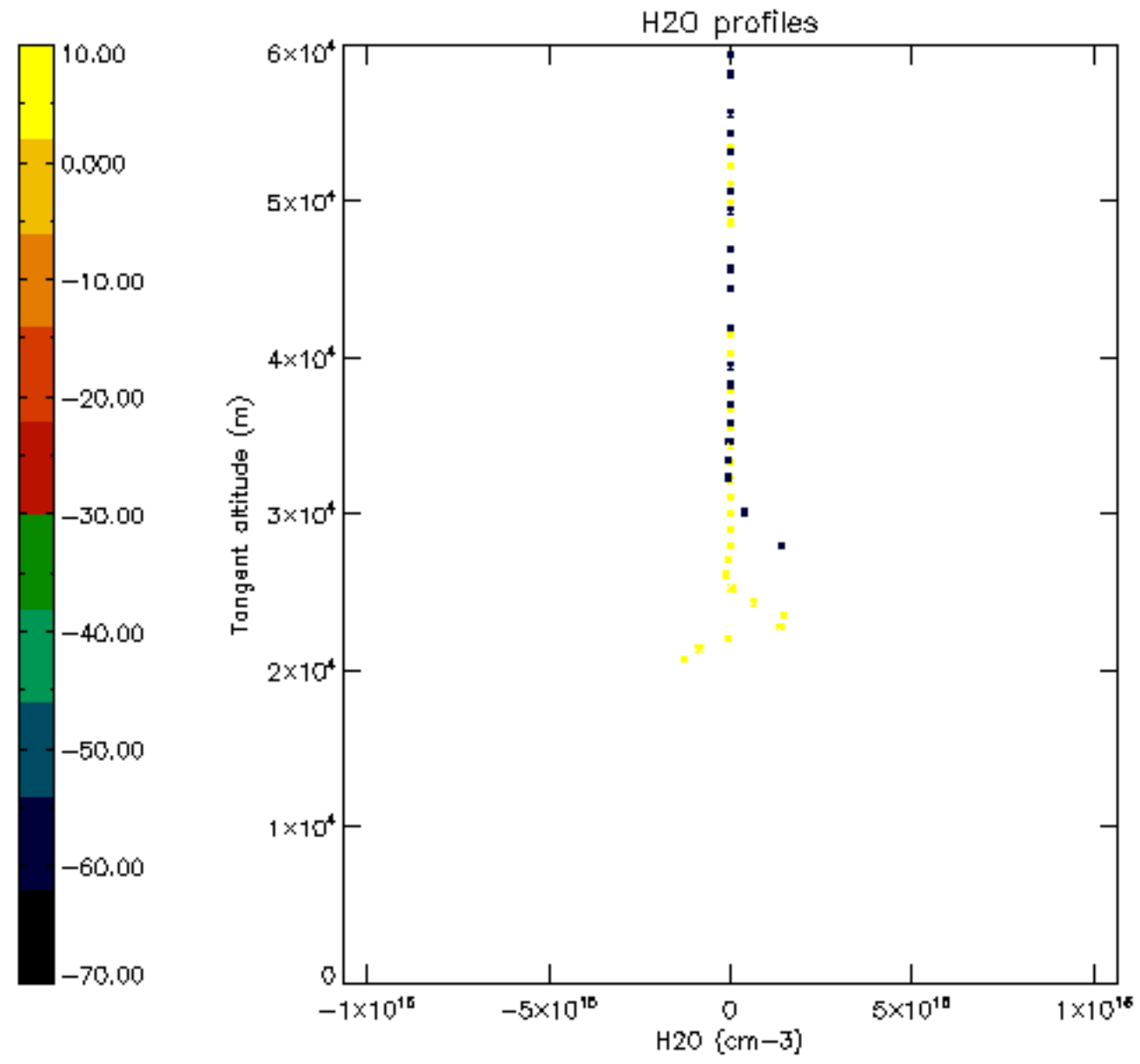


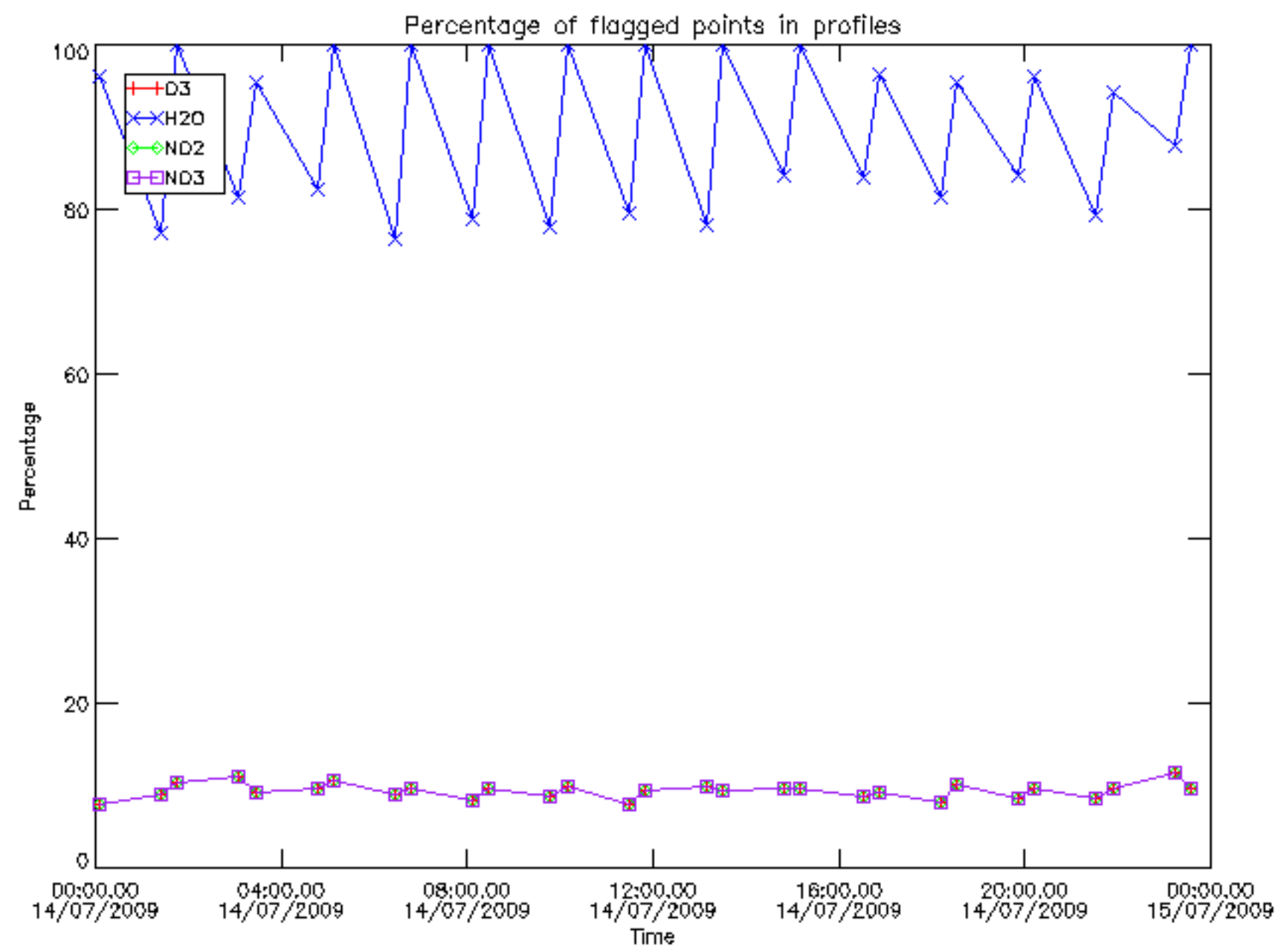




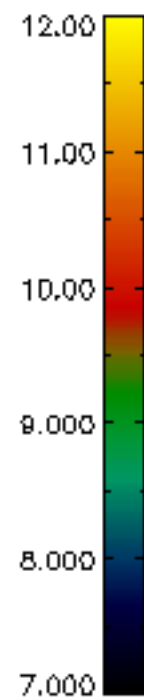
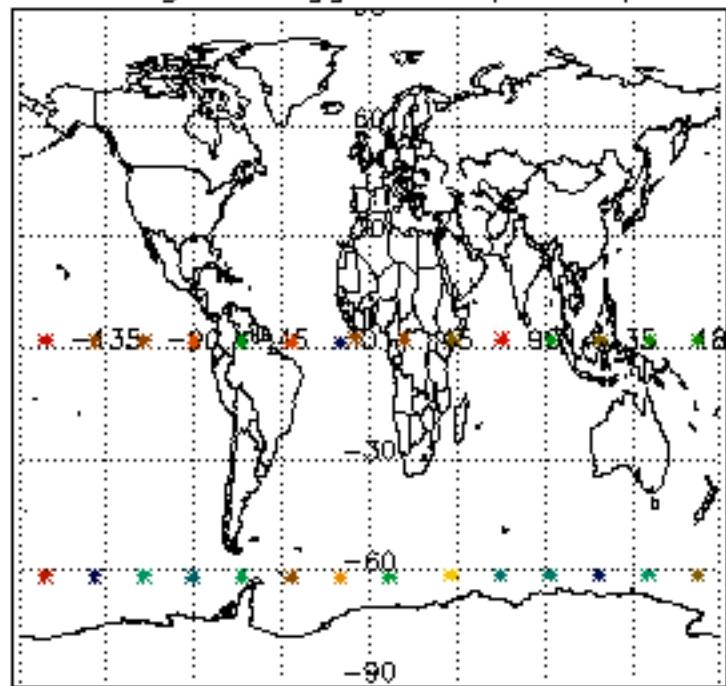




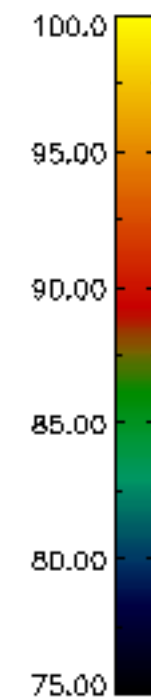
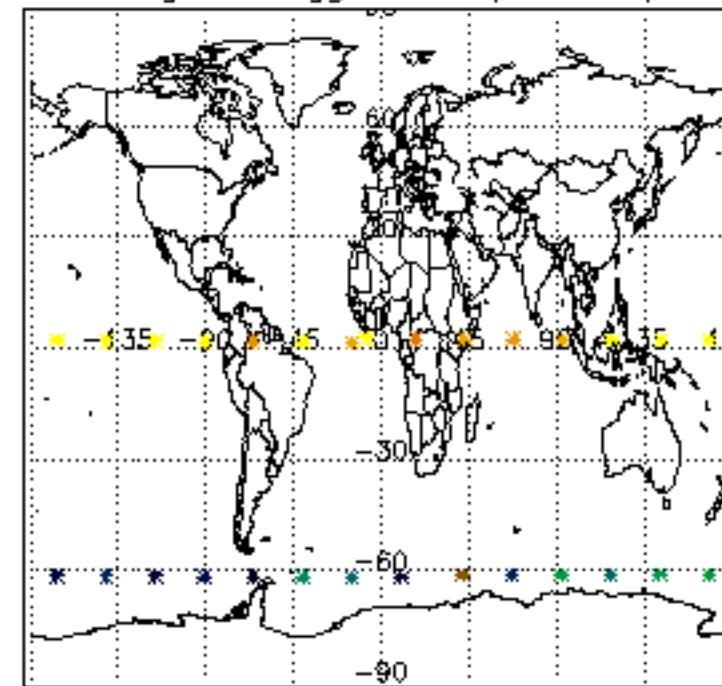




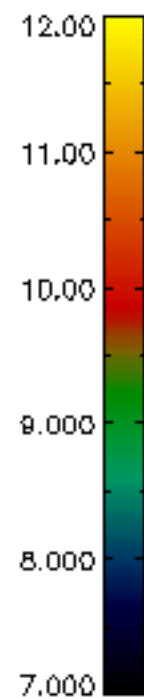
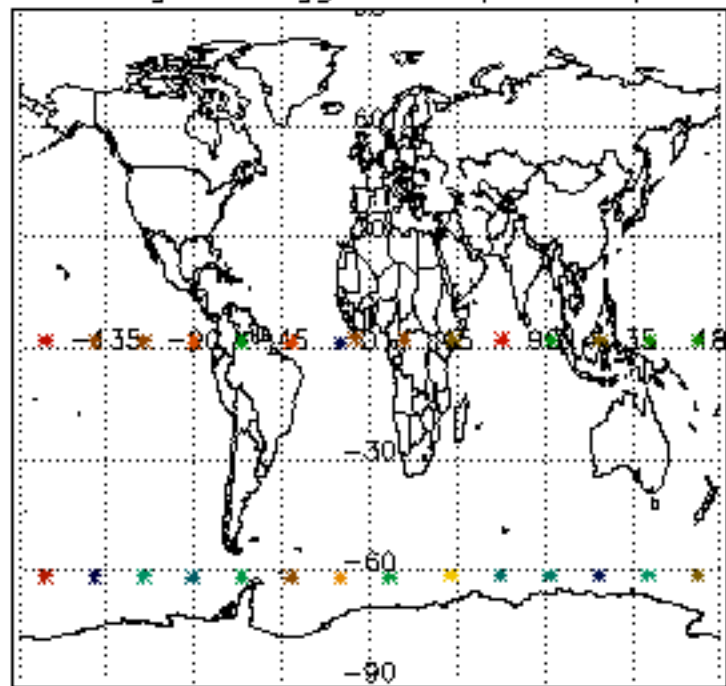
Percentage of flagged data per D3 profile



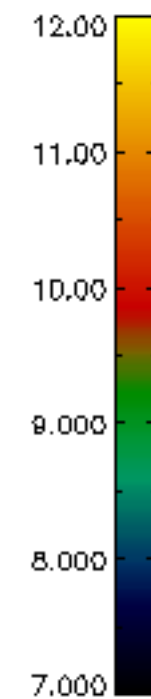
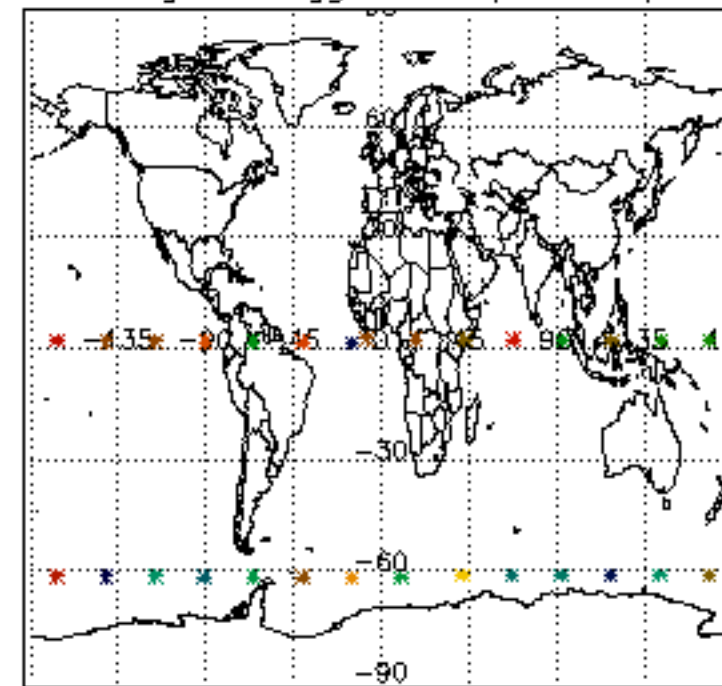
Percentage of flagged data per H2O profile

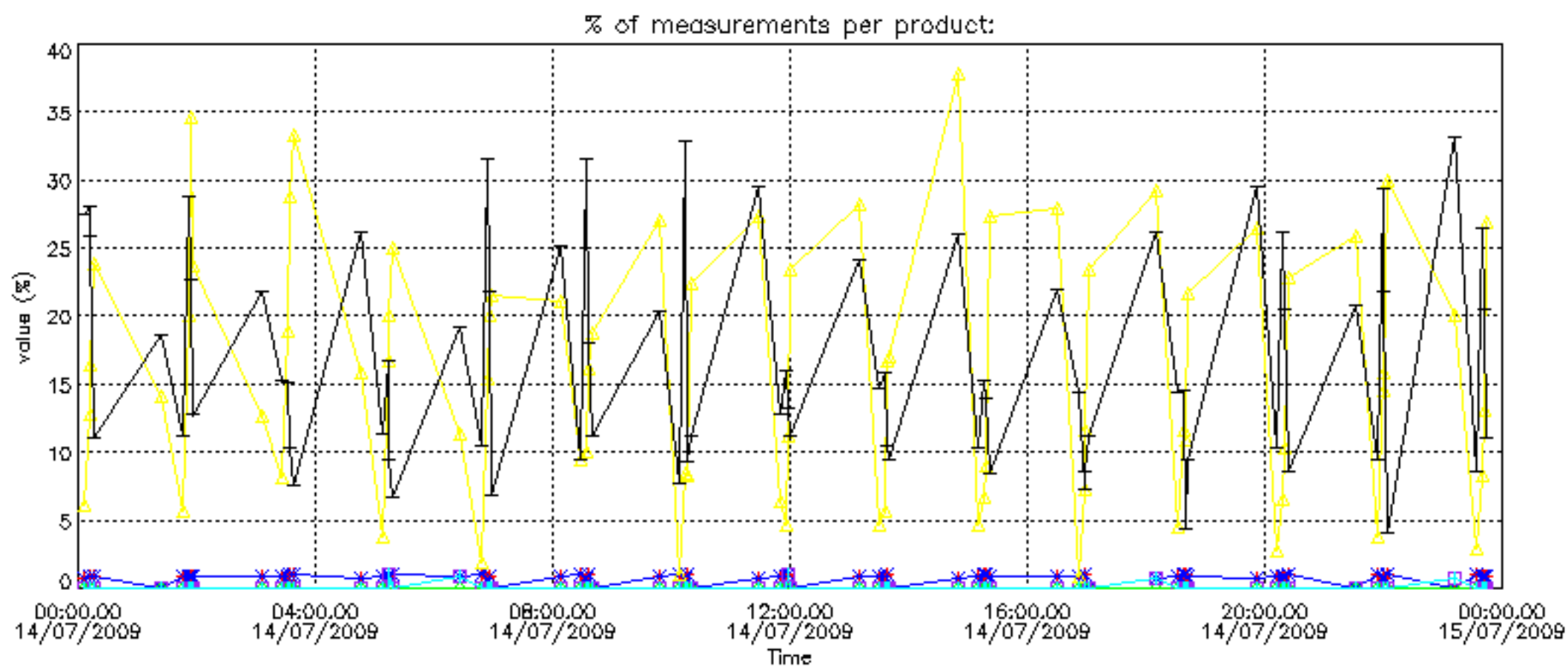


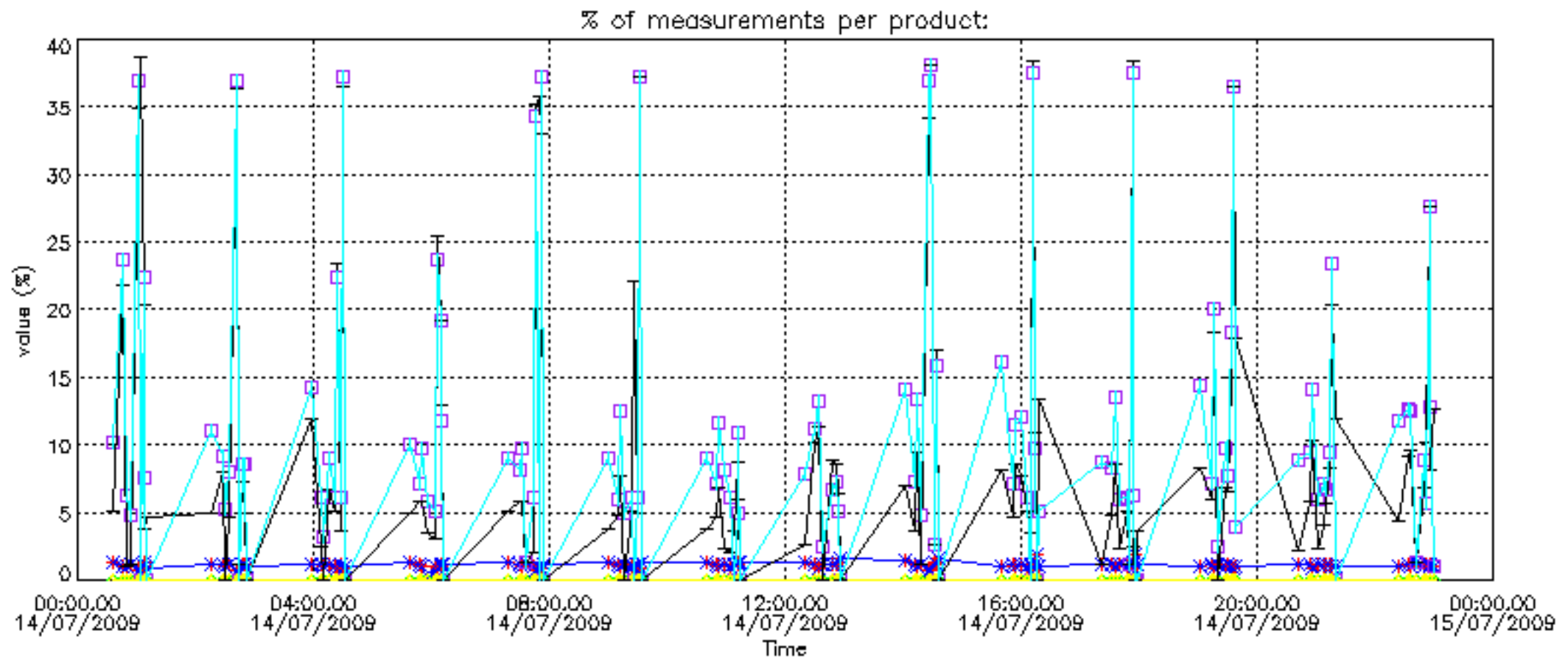
Percentage of flagged data per NO2 profile



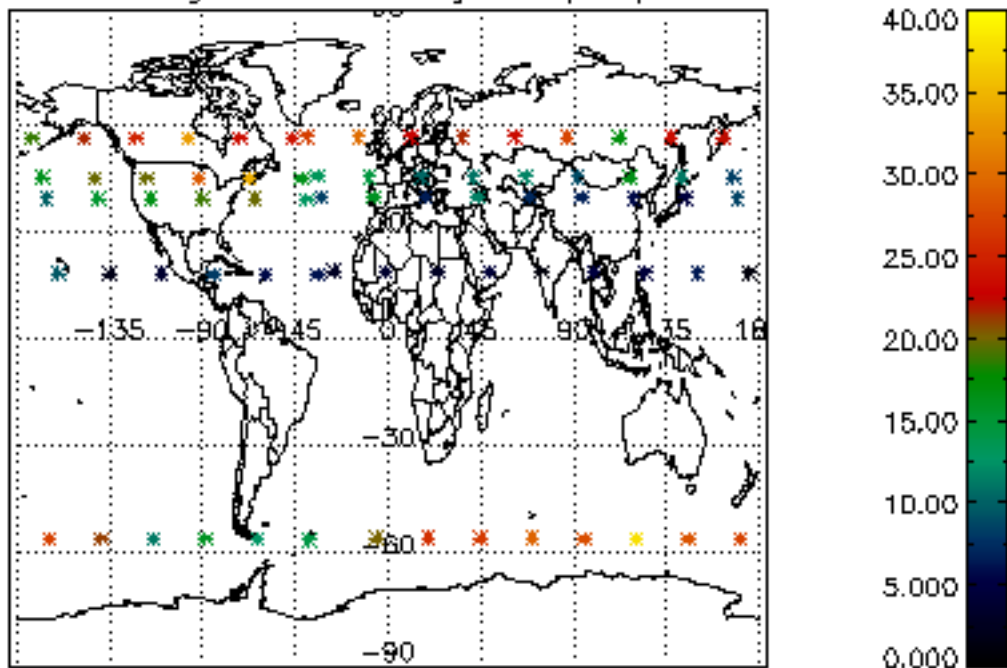
Percentage of flagged data per NO3 profile



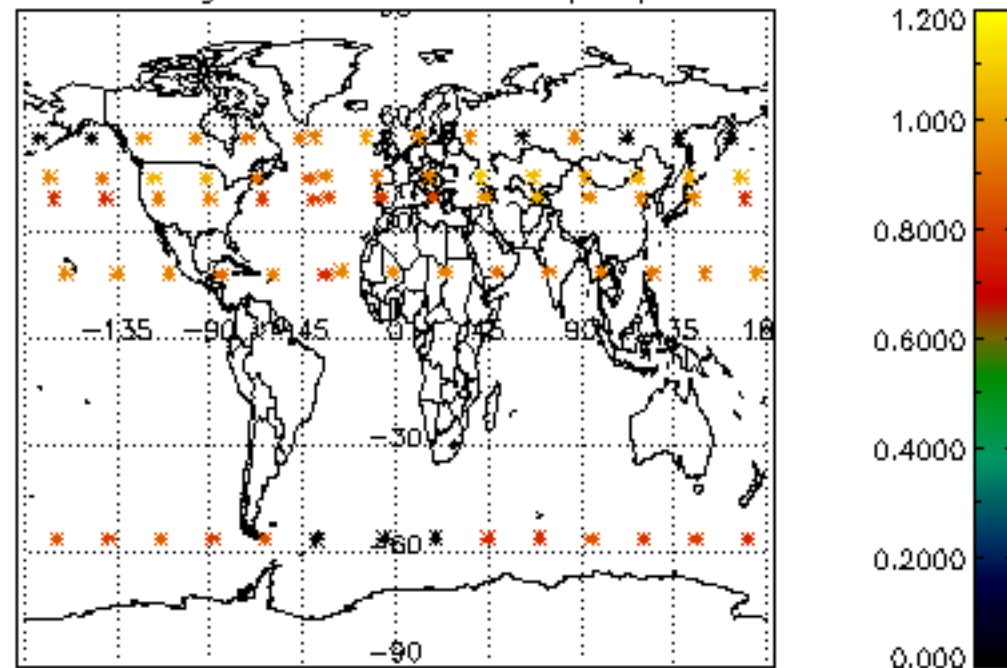




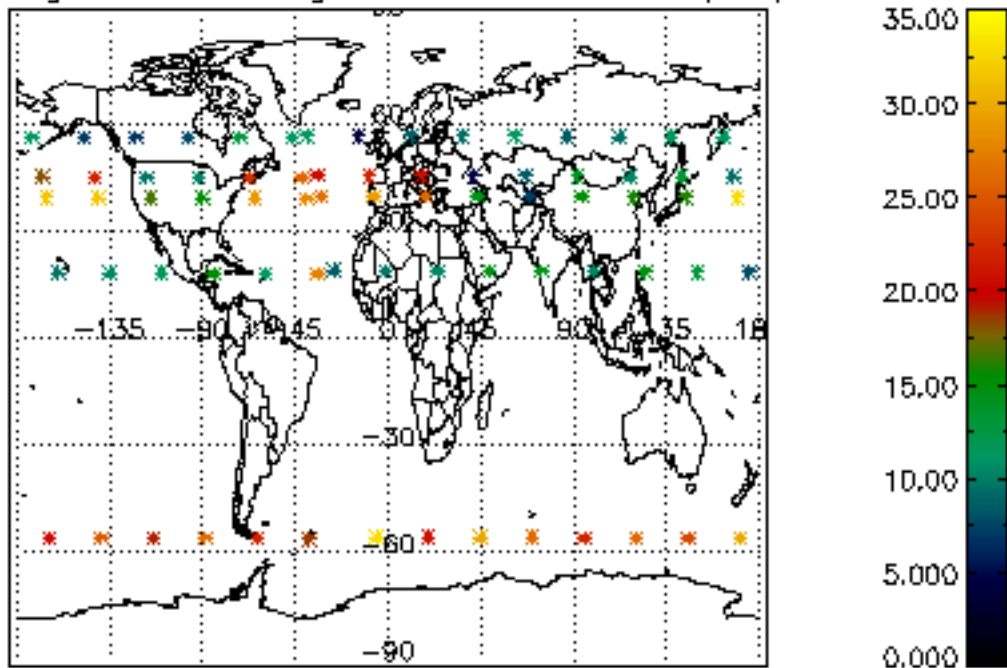
Percentage of cosmic ray hits per profile



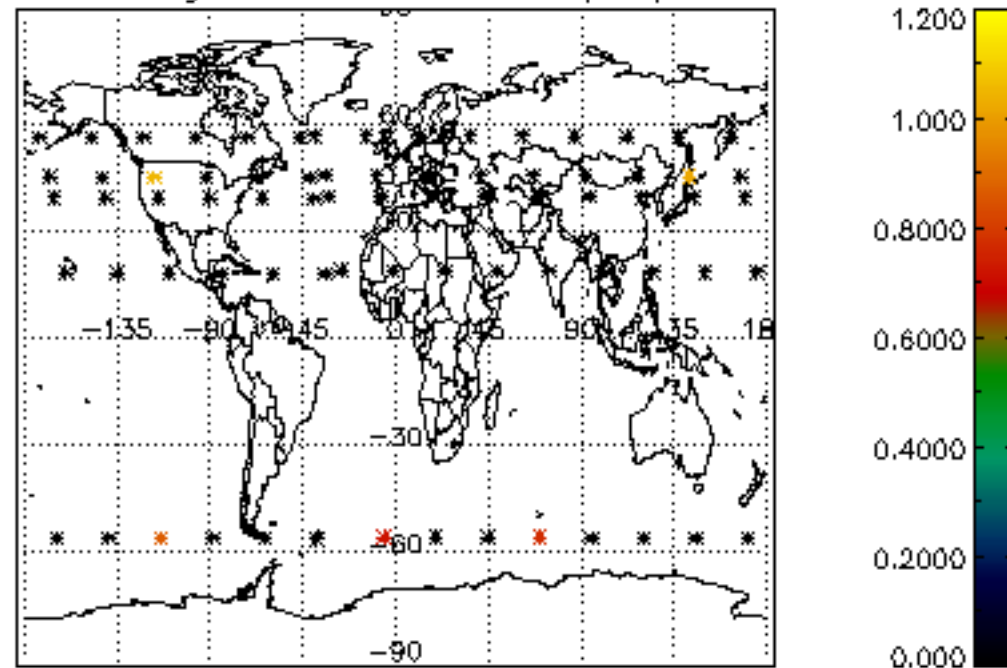
Percentage of datation errors per profile



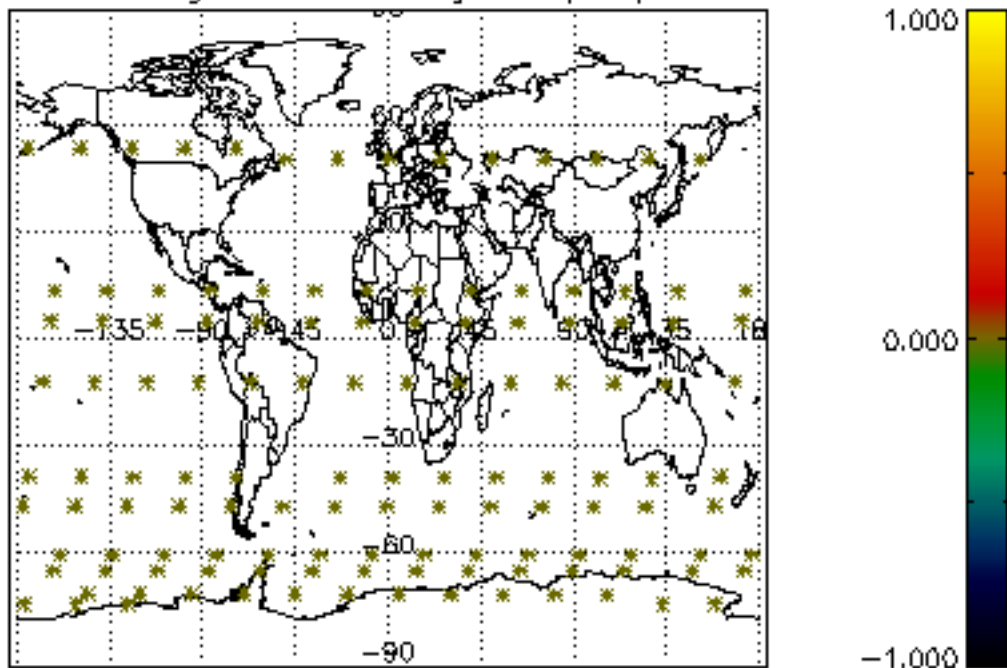
Percentage of star falling outside central band per profile



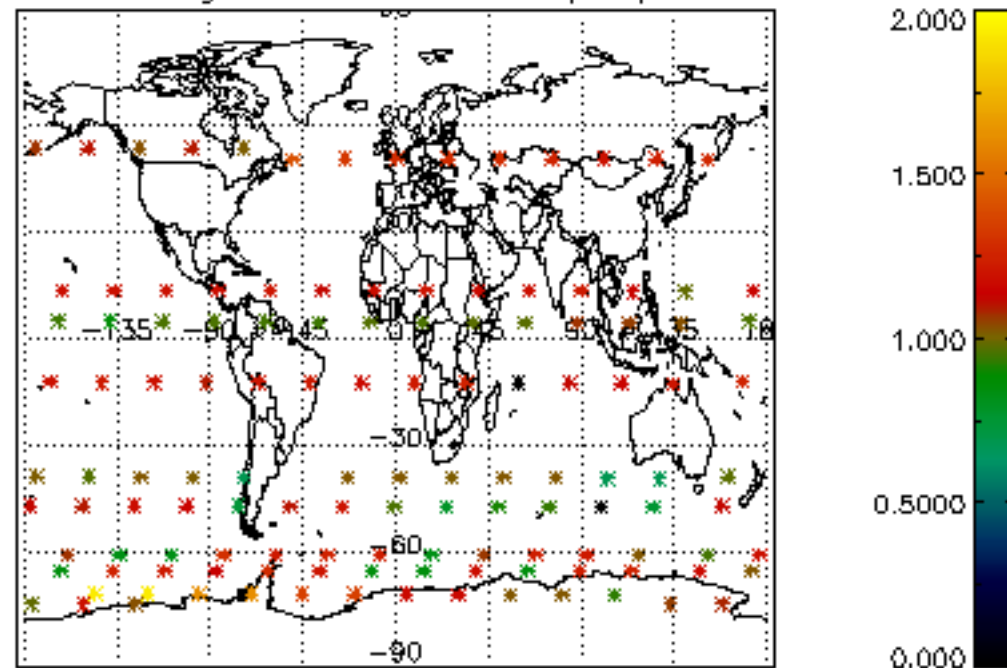
Percentage of saturation errors per profile



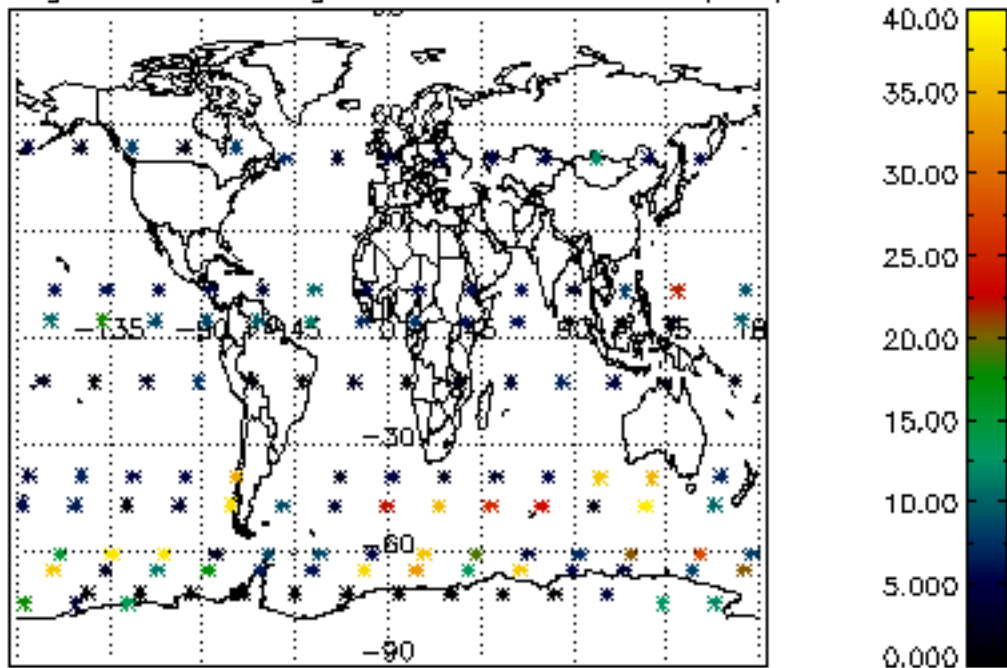
Percentage of cosmic ray hits per profile



Percentage of datation errors per profile



Percentage of star falling outside central band per profile



Percentage of saturation errors per profile

