

# GOMOS Level 2 Daily Report

## SUMMARY

### [1. General Info](#)

### [2. Summary of processed GOM\\_NL\\_2P products](#)

### [3. Level 2 Quality information per product](#)

#### [3.1 Plot of level 2 quality information per product \(time dependant\)](#)

#### [3.2 Plot of level 2 quality information per product \(world map\)](#)

### [4. Level 1 Quality information per product \(stored on level 2 products\)](#)

#### [4.1 Plot of level 1 quality information per product \(time dependant\)](#)

##### [4.1.1 Plot of level 1 quality information per product \(time dependant\): ASCENDING](#)

##### [4.1.2 Plot of level 1 quality information per product \(time dependant\): DESCENDING](#)

#### [4.2 Plot of level 1 quality information per product \(world map\)](#)

##### [4.2.1 Plot of level 1 quality information per product \(world map\): ASCENDING](#)

##### [4.2.2 Plot of level 1 quality information per product \(world map\): DESCENDING](#)

### [5. Ozone profiles based on quality statistics and other trace gas profiles](#)

#### [5.1 Ozone statistics based on quality of products](#)

#### [5.2 Plot ozone profiles for all STD \(dark without errors\)](#)

#### [5.3 Plot ozone profiles where STD < 20% \(dark without errors\)](#)

#### [5.4. Plot ozone profiles where STD < 10% \(dark without errors\)](#)

#### [5.5. Plot ozone profiles where STD < 5% \(dark without errors\)](#)

#### [5.6 Plot NO2 profiles for all STD \(dark without errors\)](#)

#### [5.7 Plot NO3 profiles for all STD \(dark without errors\)](#)

#### [5.8 Plot H2O profiles \(only for occultations of stars 1,2,3,4,13,14,16,26,63 dark without errors\) for all STD](#)

### [6. Auxiliary Data Files used for the production reported in section 2](#)

This report presents the daily analysis on parameters extracted from GOMOS level 2 data (GOM\_NL\_\_2P). It is intended to monitor some important parameters that will impact the quality of these products. A list of level 2 products (and content) that have arrived during the reporting day to the PCF is also given.

Item	Value
Time of report generation	26APR2013 10:46:48
Data source version	GOMOS/6.01
Start time of products	12-07-2009 (12JUL2009 00:00:00)
Stop time of products	13-07-2009 (13JUL2009 00:00:00)
Store outputs in DB	Yes
Nb of level 2 prods	188
Nb of prods with errors	0

## 2. Summary of processed GOM\_NL\_\_2P products.

Nr	Filename	UTC Start time	Limb	Duration	Star Id	Star Name	Star Mag	Star Temp	Nb Meas	Orbit	Prod. error
1	GOM_NL__2PRFIN20090712_000938_000000442080_00374_38504_9830.N1	12-JUL-2009 00:09:38	Bright	44.000	144	18Del Cyg	2.8600	11000.	88	38504	No
2	GOM_NL__2PRFIN20090712_001219_000000362080_00374_38504_9831.N1	12-JUL-2009 00:12:19	Twilight	36.000	19	50Alp Cyg	1.2460	10500.	72	38504	No
3	GOM_NL__2PRFIN20090712_001652_000000412080_00374_38504_9832.N1	12-JUL-2009 00:16:52	Bright	40.500	89	5Alp Cep	2.4510	8000.0	81	38504	No
4	GOM_NL__2PRFIN20090712_002423_000000732080_00374_38504_9833.N1	12-JUL-2009 00:24:23	Bright	73.000	74	11Bet Cas	2.2680	6600.0	146	38504	No
5	GOM_NL__2PRFIN20090712_002633_000000662080_00374_38504_9834.N1	12-JUL-2009 00:26:33	Bright	66.000	110	37Del Cas	2.6780	8900.0	132	38504	No
6	GOM_NL__2PRFIN20090712_003019_000000372080_00374_38504_9835.N1	12-JUL-2009 00:30:19	Bright	37.000	160	23Gam Per	2.9300	4700.0	74	38504	No
7	GOM_NL__2PRFIN20090712_003340_000000462080_00374_38504_9836.N1	12-JUL-2009 00:33:40	Bright	45.500	73	57Gam1And	2.2600	13100.	91	38504	No
8	GOM_NL__2PRFIN20090712_004711_000000442080_00374_38504_9837.N1	12-JUL-2009 00:47:11	Dark	43.500	94	92Alp Cet	2.5260	3100.0	87	38504	No
9	GOM_NL__2PRFIN20090712_010756_000000522080_00375_38505_9841.N1	12-JUL-2009 01:07:56	Dark	52.000	84	Alp Phe	2.3970	4500.0	104	38505	No
10	GOM_NL__2PRFIN20090712_011400_000000522080_00375_38505_9842.N1	12-JUL-2009 01:14:00	Straylight	52.000	63	Bet Gru	2.1500	2800.0	104	38505	No
11	GOM_NL__2PRFIN20090712_011542_000000572080_00375_38505_9843.N1	12-JUL-2009 01:15:42	Straylight	57.000	31	Alp Gru	1.7340	15200.	114	38505	No
12	GOM_NL__2PRFIN20090712_011852_000000552080_00375_38505_9844.N1	12-JUL-2009 01:18:52	Straylight	55.000	172	Gam Gru	3.0030	13100.	110	38505	No
13	GOM_NL__2PRFIN20090712_013937_000000422080_00375_38505_9845.N1	12-JUL-2009 01:39:37	Bright	42.000	168	17Zet Aql	2.9860	11000.	84	38505	No
14	GOM_NL__2PRFIN20090712_015014_000000432080_00375_38505_9846.N1	12-JUL-2009 01:50:14	Bright	42.500	144	18Del Cyg	2.8600	11000.	85	38505	No
15	GOM_NL__2PRFIN20090712_015254_000000362080_00375_38505_9847.N1	12-JUL-2009 01:52:54	Twilight	36.000	19	50Alp Cyg	1.2460	10500.	72	38505	No
16	GOM_NL__2PRFIN20090712_015728_000000402080_00375_38505_9848.N1	12-JUL-2009 01:57:28	Bright	40.000	89	5Alp Cep	2.4510	8000.0	80	38505	No
17	GOM_NL__2PRFIN20090712_020458_000000482080_00375_38505_9849.N1	12-JUL-2009 02:04:58	Bright	47.500	74	11Bet Cas	2.2680	6600.0	95	38505	No
18	GOM_NL__2PRFIN20090712_020708_000000402080_00375_38505_9850.N1	12-JUL-2009 02:07:08	Bright	40.000	110	37Del Cas	2.6780	8900.0	80	38505	No
19	GOM_NL__2PRFIN20090712_021054_000000372080_00375_38505_9851.N1	12-JUL-2009 02:10:54	Bright	37.000	160	23Gam Per	2.9300	4700.0	74	38505	No
20	GOM_NL__2PRFIN20090712_021416_000000462080_00375_38505_9852.N1	12-JUL-2009 02:14:16	Bright	46.000	73	57Gam1And	2.2600	13100.	92	38505	No
21	GOM_NL__2PRFIN20090712_022748_000000442080_00375_38505_9853.N1	12-JUL-2009 02:27:48	Dark	44.000	94	92Alp Cet	2.5260	3100.0	88	38505	No
22	GOM_NL__2PRFIN20090712_024833_000000522080_00376_38506_9876.N1	12-JUL-2009 02:48:33	Dark	52.000	84	Alp Phe	2.3970	4500.0	104	38506	No
23	GOM_NL__2PRFIN20090712_025436_000000632080_00376_38506_9877.N1	12-JUL-2009 02:54:36	Straylight	62.500	63	Bet Gru	2.1500	2800.0	125	38506	No
24	GOM_NL__2PRFIN20090712_025618_000000532080_00376_38506_9878.N1	12-JUL-2009 02:56:18	Straylight	52.500	31	Alp Gru	1.7340	15200.	105	38506	No
25	GOM_NL__2PRFIN20090712_025929_000000532080_00376_38506_9879.N1	12-JUL-2009 02:59:29	Straylight	52.500	172	Gam Gru	3.0030	13100.	105	38506	No
26	GOM_NL__2PRFIN20090712_032012_000000422080_00376_38506_9880.N1	12-JUL-2009 03:20:12	Bright	41.500	168	17Zet Aql	2.9860	11000.	83	38506	No
27	GOM_NL__2PRFIN20090712_033049_000000452080_00376_38506_9881.N1	12-JUL-2009 03:30:49	Bright	44.500	144	18Del Cyg	2.8600	11000.	89	38506	No
28	GOM_NL__2PRFIN20090712_033329_000000412080_00376_38506_9882.N1	12-JUL-2009 03:33:29	Bright	41.000	19	50Alp Cyg	1.2460	10500.	82	38506	No
29	GOM_NL__2PRFIN20090712_033803_000000442080_00376_38506_9883.N1	12-JUL-2009 03:38:03	Bright	44.000	89	5Alp Cep	2.4510	8000.0	88	38506	No
30	GOM_NL__2PRFIN20090712_034534_000000482080_00376_38506_9884.N1	12-JUL-2009 03:45:34	Bright	48.000	74	11Bet Cas	2.2680	6600.0	96	38506	No
31	GOM_NL__2PRFIN20090712_034744_000000412080_00376_38506_9885.N1	12-JUL-2009 03:47:44	Bright	41.000	110	37Del Cas	2.6780	8900.0	82	38506	No
32	GOM_NL__2PRFIN20090712_035130_000000362080_00376_38506_9886.N1	12-JUL-2009 03:51:30	Bright	36.000	160	23Gam Per	2.9300	4700.0	72	38506	No
33	GOM_NL__2PRFIN20090712_035452_000000462080_00376_38506_9887.N1	12-JUL-2009 03:54:52	Bright	45.500	73	57Gam1And	2.2600	13100.	91	38506	No
34	GOM_NL__2PRFIN20090712_040824_000000452080_00376_38506_9888.N1	12-JUL-2009 04:08:24	Dark	44.500	94	92Alp Cet	2.5260	3100.0	89	38506	No
35	GOM_NL__2PRFIN20090712_042910_000000522080_00377_38507_9890.N1	12-JUL-2009 04:29:10	Dark	52.000	84	Alp Phe	2.3970	4500.0	104	38507	No
36	GOM_NL__2PRFIN20090712_043513_000000512080_00377_38507_9891.N1	12-JUL-2009 04:35:13	Straylight	51.000	63	Bet Gru	2.1500	2800.0	102	38507	No
37	GOM_NL__2PRFIN20090712_043655_000000492080_00377_38507_9892.N1	12-JUL-2009 04:36:55	Straylight	49.000	31	Alp Gru	1.7340	15200.	98	38507	No
38	GOM_NL__2PRFIN20090712_044006_000000532080_00377_38507_9893.N1	12-JUL-2009 04:40:06	Straylight	53.000	172	Gam Gru	3.0030	13100.	106	38507	No
39	GOM_NL__2PRFIN20090712_050049_000000442080_00377_38507_9894.N1	12-JUL-2009 05:00:49	Bright	44.000	168	17Zet Aql	2.9860	11000.	88	38507	No
40	GOM_NL__2PRFIN20090712_051124_000000442080_00377_38507_9895.N1	12-JUL-2009 05:11:24	Bright	43.500	144	18Del Cyg	2.8600	11000.	87	38507	No
41	GOM_NL__2PRFIN20090712_051404_000000412080_00377_38507_9896.N1	12-JUL-2009 05:14:04	Bright	41.000	19	50Alp Cyg	1.2460	10500.	82	38507	No
42	GOM_NL__2PRFIN20090712_051838_000000462080_00377_38507_9897.N1	12-JUL-2009 05:18:38	Bright	46.000	89	5Alp Cep	2.4510	8000.0	92	38507	No

43	GOM_NL__2PRFIN20090712_052609_000000662080_00377_38507_9898.N1	12-JUL-2009 05:26:09	Bright	65.500	74	11Bet Cas	2.2680	6600.0	131	38507	No
44	GOM_NL__2PRFIN20090712_052819_000000522080_00377_38507_9899.N1	12-JUL-2009 05:28:19	Bright	51.500	110	37Del Cas	2.6780	8900.0	103	38507	No
45	GOM_NL__2PRFIN20090712_053206_000000432080_00377_38507_9900.N1	12-JUL-2009 05:32:06	Bright	42.500	160	23Gam Per	2.9300	4700.0	85	38507	No
46	GOM_NL__2PRFIN20090712_053527_000000462080_00377_38507_9901.N1	12-JUL-2009 05:35:27	Bright	46.000	73	57Gam1And	2.2600	13100.	92	38507	No
47	GOM_NL__2PRFIN20090712_054901_000000452080_00377_38507_9902.N1	12-JUL-2009 05:49:01	Dark	44.500	94	92Alp Cet	2.5260	3100.0	89	38507	No
48	GOM_NL__2PRFIN20090712_060947_000000522080_00378_38508_9904.N1	12-JUL-2009 06:09:47	Dark	52.000	84	Alp Phe	2.3970	4500.0	104	38508	No
49	GOM_NL__2PRFIN20090712_061550_000000512080_00378_38508_9905.N1	12-JUL-2009 06:15:50	Straylight	51.000	63	Bet Gru	2.1500	2800.0	102	38508	No
50	GOM_NL__2PRFIN20090712_061732_000000482080_00378_38508_9906.N1	12-JUL-2009 06:17:32	Straylight	48.000	31	Alp Gru	1.7340	15200.	96	38508	No
51	GOM_NL__2PRFIN20090712_062043_000000532080_00378_38508_9907.N1	12-JUL-2009 06:20:43	Straylight	52.500	172	Gam Gru	3.0030	13100.	105	38508	No
52	GOM_NL__2PRFIN20090712_064124_000000402080_00378_38508_9908.N1	12-JUL-2009 06:41:24	Bright	40.000	168	17Zet Aql	2.9860	11000.	80	38508	No
53	GOM_NL__2PRFIN20090712_065200_000000442080_00378_38508_9909.N1	12-JUL-2009 06:52:00	Bright	43.500	144	18Del Cyg	2.8600	11000.	87	38508	No
54	GOM_NL__2PRFIN20090712_065439_000000452080_00378_38508_9910.N1	12-JUL-2009 06:54:39	Bright	45.000	19	50Alp Cyg	1.2460	10500.	90	38508	No
55	GOM_NL__2PRFIN20090712_065914_000000442080_00378_38508_9911.N1	12-JUL-2009 06:59:14	Bright	43.500	89	5Alp Cep	2.4510	8000.0	87	38508	No
56	GOM_NL__2PRFIN20090712_070644_000000492080_00378_38508_9912.N1	12-JUL-2009 07:06:44	Bright	49.000	74	11Bet Cas	2.2680	6600.0	98	38508	No
57	GOM_NL__2PRFIN20090712_070855_000000412080_00378_38508_9913.N1	12-JUL-2009 07:08:55	Bright	41.000	110	37Del Cas	2.6780	8900.0	82	38508	No
58	GOM_NL__2PRFIN20090712_071242_000000362080_00378_38508_9914.N1	12-JUL-2009 07:12:42	Bright	36.000	160	23Gam Per	2.9300	4700.0	72	38508	No
59	GOM_NL__2PRFIN20090712_071603_000000462080_00378_38508_9915.N1	12-JUL-2009 07:16:03	Bright	45.500	73	57Gam1And	2.2600	13100.	91	38508	No
60	GOM_NL__2PRFIN20090712_072937_000000452080_00378_38508_9916.N1	12-JUL-2009 07:29:37	Dark	44.500	94	92Alp Cet	2.5260	3100.0	89	38508	No
61	GOM_NL__2PRFIN20090712_075024_000000602080_00379_38509_9918.N1	12-JUL-2009 07:50:24	Dark	60.000	84	Alp Phe	2.3970	4500.0	120	38509	No
62	GOM_NL__2PRFIN20090712_075627_000000662080_00379_38509_9919.N1	12-JUL-2009 07:56:27	Straylight	65.500	63	Bet Gru	2.1500	2800.0	131	38509	No
63	GOM_NL__2PRFIN20090712_075809_000000512080_00379_38509_9920.N1	12-JUL-2009 07:58:09	Straylight	51.000	31	Alp Gru	1.7340	15200.	102	38509	No
64	GOM_NL__2PRFIN20090712_080119_000000552080_00379_38509_9921.N1	12-JUL-2009 08:01:19	Straylight	55.000	172	Gam Gru	3.0030	13100.	110	38509	No
65	GOM_NL__2PRFIN20090712_082200_000000602080_00379_38509_9922.N1	12-JUL-2009 08:22:00	Bright	60.000	168	17Zet Aql	2.9860	11000.	120	38509	No
66	GOM_NL__2PRFIN20090712_083235_000000432080_00379_38509_9923.N1	12-JUL-2009 08:32:35	Bright	43.000	144	18Del Cyg	2.8600	11000.	86	38509	No
67	GOM_NL__2PRFIN20090712_083514_000000452080_00379_38509_9924.N1	12-JUL-2009 08:35:14	Bright	45.000	19	50Alp Cyg	1.2460	10500.	90	38509	No
68	GOM_NL__2PRFIN20090712_083949_000000432080_00379_38509_9925.N1	12-JUL-2009 08:39:49	Bright	42.500	89	5Alp Cep	2.4510	8000.0	85	38509	No
69	GOM_NL__2PRFIN20090712_084720_000000472080_00379_38509_9926.N1	12-JUL-2009 08:47:20	Bright	46.500	74	11Bet Cas	2.2680	6600.0	93	38509	No
70	GOM_NL__2PRFIN20090712_084930_000000662080_00379_38509_9927.N1	12-JUL-2009 08:49:30	Bright	66.000	110	37Del Cas	2.6780	8900.0	132	38509	No
71	GOM_NL__2PRFIN20090712_085318_000000372080_00379_38509_9928.N1	12-JUL-2009 08:53:18	Bright	37.000	160	23Gam Per	2.9300	4700.0	74	38509	No
72	GOM_NL__2PRFIN20090712_085639_000000462080_00379_38509_9929.N1	12-JUL-2009 08:56:39	Bright	45.500	73	57Gam1And	2.2600	13100.	91	38509	No
73	GOM_NL__2PRFIN20090712_091014_000000442080_00379_38509_9930.N1	12-JUL-2009 09:10:14	Dark	44.000	94	92Alp Cet	2.5260	3100.0	88	38509	No
74	GOM_NL__2PRFIN20090712_093101_000000532080_00380_38510_9929.N1	12-JUL-2009 09:31:01	Dark	52.500	84	Alp Phe	2.3970	4500.0	105	38510	No
75	GOM_NL__2PRFIN20090712_093704_000000612080_00380_38510_9930.N1	12-JUL-2009 09:37:04	Straylight	61.000	63	Bet Gru	2.1500	2800.0	122	38510	No
76	GOM_NL__2PRFIN20090712_093845_000000522080_00380_38510_9931.N1	12-JUL-2009 09:38:45	Straylight	52.000	31	Alp Gru	1.7340	15200.	104	38510	No
77	GOM_NL__2PRFIN20090712_094156_000000552080_00380_38510_9932.N1	12-JUL-2009 09:41:56	Straylight	54.500	172	Gam Gru	3.0030	13100.	109	38510	No
78	GOM_NL__2PRFIN20090712_100235_000000422080_00380_38510_9933.N1	12-JUL-2009 10:02:35	Bright	42.000	168	17Zet Aql	2.9860	11000.	84	38510	No
79	GOM_NL__2PRFIN20090712_101310_000000442080_00380_38510_9934.N1	12-JUL-2009 10:13:10	Bright	43.500	144	18Del Cyg	2.8600	11000.	87	38510	No
80	GOM_NL__2PRFIN20090712_101549_000000502080_00380_38510_9935.N1	12-JUL-2009 10:15:49	Bright	50.000	19	50Alp Cyg	1.2460	10500.	100	38510	No
81	GOM_NL__2PRFIN20090712_102024_000000422080_00380_38510_9936.N1	12-JUL-2009 10:20:24	Bright	42.000	89	5Alp Cep	2.4510	8000.0	84	38510	No
82	GOM_NL__2PRFIN20090712_102755_000000732080_00380_38510_9937.N1	12-JUL-2009 10:27:55	Bright	73.000	74	11Bet Cas	2.2680	6600.0	146	38510	No
83	GOM_NL__2PRFIN20090712_103006_000000412080_00380_38510_9938.N1	12-JUL-2009 10:30:06	Bright	40.500	110	37Del Cas	2.6780	8900.0	81	38510	No
84	GOM_NL__2PRFIN20090712_103353_000000382080_00380_38510_9939.N1	12-JUL-2009 10:33:53	Bright	37.500	160	23Gam Per	2.9300	4700.0	75	38510	No
85	GOM_NL__2PRFIN20090712_103714_000000472080_00380_38510_9940.N1	12-JUL-2009 10:37:14	Bright	46.500	73	57Gam1And	2.2600	13100.	93	38510	No
86	GOM_NL__2PRFIN20090712_105051_000000452080_00380_38510_9941.N1	12-JUL-2009 10:50:51	Dark	44.500	94	92Alp Cet	2.5260	3100.0	89	38510	No
87	GOM_NL__2PRFIN20090712_111138_000000542080_00381_38511_9956.N1	12-JUL-2009 11:11:38	Dark	53.500	84	Alp Phe	2.3970	4500.0	107	38511	No
88	GOM_NL__2PRFIN20090712_111741_000000572080_00381_38511_9957.N1	12-JUL-2009 11:17:41	Straylight	56.500	63	Bet Gru	2.1500	2800.0	113	38511	No
89	GOM_NL__2PRFIN20090712_111922_000000502080_00381_38511_9958.N1	12-JUL-2009 11:19:22	Straylight	49.500	31	Alp Gru	1.7340	15200.	99	38511	No
90	GOM_NL__2PRFIN20090712_112233_000000552080_00381_38511_9959.N1	12-JUL-2009 11:22:33	Straylight	55.000	172	Gam Gru	3.0030	13100.	110	38511	No
91	GOM_NL__2PRFIN20090712_114311_000000382080_00381_38511_9960.N1	12-JUL-2009 11:43:11	Bright	38.000	168	17Zet Aql	2.9860	11000.	76	38511	No
92	GOM_NL__2PRFIN20090712_115346_000000452080_00381_38511_9961.N1	12-JUL-2009 11:53:46	Bright	44.500	144	18Del Cyg	2.8600	11000.	89	38511	No
93	GOM_NL__2PRFIN20090712_115624_000000502080_00381_38511_9962.N1	12-JUL-2009 11:56:24	Bright	50.000	19	50Alp Cyg	1.2460	10500.	100	38511	No
94	GOM_NL__2PRFIN20090712_120059_000000422080_00381_38511_9963.N1	12-JUL-2009 12:00:59	Bright	42.000	89	5Alp Cep	2.4510	8000.0	84	38511	No
95	GOM_NL__2PRFIN20090712_120830_000000492080_00381_38511_9964.N1	12-JUL-2009 12:08:30	Bright	49.000	74	11Bet Cas	2.2680	6600.0	98	38511	No
96	GOM_NL__2PRFIN20090712_121041_000000402080_00381_38511_9965.N1	12-JUL-2009 12:10:41	Bright	40.000	110	37Del Cas	2.6780	8900.0	80	38511	No
97	GOM_NL__2PRFIN20090712_121429_000000382080_00381_38511_9966.N1	12-JUL-2009 12:14:29	Bright	37.500	160	23Gam Per	2.9300	4700.0	75	38511	No
98	GOM_NL__2PRFIN20090712_121750_000000462080_00381_38511_9967.N1	12-JUL-2009 12:17:50	Bright	45.500	73	57Gam1And	2.2600	13100.	91	38511	No
99	GOM_NL__2PRFIN20090712_123127_000000442080_00381_38511_9968.N1	12-JUL-2009 12:31:27	Dark	44.000	94	92Alp Cet	2.5260	3100.0	88	38511	No
100	GOM_NL__2PRFIN20090712_125215_000000542080_00382_38512_9961.N1	12-JUL-2009 12:52:15	Dark	54.000	84	Alp Phe	2.3970	4500.0	108	38512	No
101	GOM_NL__2PRFIN20090712_125817_000000562080_00382_38512_9962.N1	12-JUL-2009 12:58:17	Straylight	56.000	63	Bet Gru	2.1500	2800.0	112	38512	No

102	GOM_NL__2PRFIN20090712_125959_000000492080_00382_38512_9963.N1	12-JUL-2009 12:59:59	Straylight	49.000	31	Alp Gru	1.7340	15200.	98	38512	No
103	GOM_NL__2PRFIN20090712_130310_000000562080_00382_38512_9964.N1	12-JUL-2009 13:03:10	Straylight	55.500	172	Gam Gru	3.0030	13100.	111	38512	No
104	GOM_NL__2PRFIN20090712_132347_000000422080_00382_38512_9965.N1	12-JUL-2009 13:23:47	Bright	42.000	168	17Zet Aql	2.9860	11000.	84	38512	No
105	GOM_NL__2PRFIN20090712_133421_000000432080_00382_38512_9966.N1	12-JUL-2009 13:34:21	Bright	43.000	144	18Del Cyg	2.8600	11000.	86	38512	No
106	GOM_NL__2PRFIN20090712_133659_000000542080_00382_38512_9967.N1	12-JUL-2009 13:36:59	Bright	54.000	19	50Alp Cyg	1.2460	10500.	108	38512	No
107	GOM_NL__2PRFIN20090712_134135_000000412080_00382_38512_9968.N1	12-JUL-2009 13:41:35	Bright	41.000	89	5Alp Cep	2.4510	8000.0	82	38512	No
108	GOM_NL__2PRFIN20090712_134905_000000522080_00382_38512_9969.N1	12-JUL-2009 13:49:05	Bright	51.500	74	11Bet Cas	2.2680	6600.0	103	38512	No
109	GOM_NL__2PRFIN20090712_135117_000000422080_00382_38512_9970.N1	12-JUL-2009 13:51:17	Bright	41.500	110	37Del Cas	2.6780	8900.0	83	38512	No
110	GOM_NL__2PRFIN20090712_135505_000000382080_00382_38512_9971.N1	12-JUL-2009 13:55:05	Bright	37.500	160	23Gam Per	2.9300	4700.0	75	38512	No
111	GOM_NL__2PRFIN20090712_135826_000000462080_00382_38512_9972.N1	12-JUL-2009 13:58:26	Bright	46.000	73	57Gam1And	2.2600	13100.	92	38512	No
112	GOM_NL__2PRFIN20090712_141204_000000442080_00382_38512_9973.N1	12-JUL-2009 14:12:04	Dark	44.000	94	92Alp Cet	2.5260	3100.0	88	38512	No
113	GOM_NL__2PRFIN20090712_143252_000000532080_00383_38513_9980.N1	12-JUL-2009 14:32:52	Dark	53.000	84	Alp Phe	2.3970	4500.0	106	38513	No
114	GOM_NL__2PRFIN20090712_143854_000000512080_00383_38513_9981.N1	12-JUL-2009 14:38:54	Straylight	51.000	63	Bet Gru	2.1500	2800.0	102	38513	No
115	GOM_NL__2PRFIN20090712_144035_000000492080_00383_38513_9982.N1	12-JUL-2009 14:40:35	Straylight	49.000	31	Alp Gru	1.7340	15200.	98	38513	No
116	GOM_NL__2PRFIN20090712_144347_000000532080_00383_38513_9983.N1	12-JUL-2009 14:43:47	Straylight	53.000	172	Gam Gru	3.0030	13100.	106	38513	No
117	GOM_NL__2PRFIN20090712_150422_000000402080_00383_38513_9984.N1	12-JUL-2009 15:04:22	Bright	39.500	168	17Zet Aql	2.9860	11000.	79	38513	No
118	GOM_NL__2PRFIN20090712_151456_000000432080_00383_38513_9985.N1	12-JUL-2009 15:14:56	Bright	42.500	144	18Del Cyg	2.8600	11000.	85	38513	No
119	GOM_NL__2PRFIN20090712_151734_000000502080_00383_38513_9986.N1	12-JUL-2009 15:17:34	Bright	50.000	19	50Alp Cyg	1.2460	10500.	100	38513	No
120	GOM_NL__2PRFIN20090712_152210_000000482080_00383_38513_9987.N1	12-JUL-2009 15:22:10	Bright	47.500	89	5Alp Cep	2.4510	8000.0	95	38513	No
121	GOM_NL__2PRFIN20090712_152941_000000512080_00383_38513_9988.N1	12-JUL-2009 15:29:41	Bright	51.000	74	11Bet Cas	2.2680	6600.0	102	38513	No
122	GOM_NL__2PRFIN20090712_153152_000000432080_00383_38513_9989.N1	12-JUL-2009 15:31:52	Bright	42.500	110	37Del Cas	2.6780	8900.0	85	38513	No
123	GOM_NL__2PRFIN20090712_153541_000000372080_00383_38513_9990.N1	12-JUL-2009 15:35:41	Bright	36.500	160	23Gam Per	2.9300	4700.0	73	38513	No
124	GOM_NL__2PRFIN20090712_153902_000000462080_00383_38513_9991.N1	12-JUL-2009 15:39:02	Bright	46.000	73	57Gam1And	2.2600	13100.	92	38513	No
125	GOM_NL__2PRFIN20090712_155240_000000452080_00383_38513_9992.N1	12-JUL-2009 15:52:40	Dark	44.500	94	92Alp Cet	2.5260	3100.0	89	38513	No
126	GOM_NL__2PRFIN20090712_161330_000000522080_00384_38514_9995.N1	12-JUL-2009 16:13:30	Dark	51.500	84	Alp Phe	2.3970	4500.0	103	38514	No
127	GOM_NL__2PRFIN20090712_161931_000000502080_00384_38514_9996.N1	12-JUL-2009 16:19:31	Straylight	50.000	63	Bet Gru	2.1500	2800.0	100	38514	No
128	GOM_NL__2PRFIN20090712_162112_000000482080_00384_38514_9997.N1	12-JUL-2009 16:21:12	Straylight	47.500	31	Alp Gru	1.7340	15200.	95	38514	No
129	GOM_NL__2PRFIN20090712_162424_000000562080_00384_38514_9998.N1	12-JUL-2009 16:24:24	Straylight	55.500	172	Gam Gru	3.0030	13100.	111	38514	No
130	GOM_NL__2PRFIN20090712_164458_000000422080_00384_38514_9999.N1	12-JUL-2009 16:44:58	Bright	41.500	168	17Zet Aql	2.9860	11000.	83	38514	No
131	GOM_NL__2PRFIN20090712_165532_000000452080_00384_38514_0000.N1	12-JUL-2009 16:55:32	Bright	44.500	144	18Del Cyg	2.8600	11000.	89	38514	No
132	GOM_NL__2PRFIN20090712_165809_000000532080_00384_38514_0001.N1	12-JUL-2009 16:58:09	Bright	52.500	19	50Alp Cyg	1.2460	10500.	105	38514	No
133	GOM_NL__2PRFIN20090712_170246_000000412080_00384_38514_0002.N1	12-JUL-2009 17:02:46	Bright	41.000	89	5Alp Cep	2.4510	8000.0	82	38514	No
134	GOM_NL__2PRFIN20090712_171016_000000472080_00384_38514_0003.N1	12-JUL-2009 17:10:16	Bright	46.500	74	11Bet Cas	2.2680	6600.0	93	38514	No
135	GOM_NL__2PRFIN20090712_171228_000000662080_00384_38514_0004.N1	12-JUL-2009 17:12:28	Bright	65.500	110	37Del Cas	2.6780	8900.0	131	38514	No
136	GOM_NL__2PRFIN20090712_171617_000000512080_00384_38514_0005.N1	12-JUL-2009 17:16:17	Bright	50.500	160	23Gam Per	2.9300	4700.0	101	38514	No
137	GOM_NL__2PRFIN20090712_171938_000000472080_00384_38514_0006.N1	12-JUL-2009 17:19:38	Bright	46.500	73	57Gam1And	2.2600	13100.	93	38514	No
138	GOM_NL__2PRFIN20090712_173317_000000452080_00384_38514_0007.N1	12-JUL-2009 17:33:17	Dark	44.500	94	92Alp Cet	2.5260	3100.0	89	38514	No
139	GOM_NL__2PRFIN20090712_175407_000000562080_00385_38515_0010.N1	12-JUL-2009 17:54:07	Dark	55.500	84	Alp Phe	2.3970	4500.0	111	38515	No
140	GOM_NL__2PRFIN20090712_180008_000000552080_00385_38515_0011.N1	12-JUL-2009 18:00:08	Straylight	54.500	63	Bet Gru	2.1500	2800.0	109	38515	No
141	GOM_NL__2PRFIN20090712_180149_000000492080_00385_38515_0012.N1	12-JUL-2009 18:01:49	Straylight	48.500	31	Alp Gru	1.7340	15200.	97	38515	No
142	GOM_NL__2PRFIN20090712_180500_000000522080_00385_38515_0013.N1	12-JUL-2009 18:05:00	Straylight	52.000	172	Gam Gru	3.0030	13100.	104	38515	No
143	GOM_NL__2PRFIN20090712_182534_000000422080_00385_38515_0014.N1	12-JUL-2009 18:25:34	Bright	42.000	168	17Zet Aql	2.9860	11000.	84	38515	No
144	GOM_NL__2PRFIN20090712_183607_000000452080_00385_38515_0015.N1	12-JUL-2009 18:36:07	Bright	44.500	144	18Del Cyg	2.8600	11000.	89	38515	No
145	GOM_NL__2PRFIN20090712_183844_000000542080_00385_38515_0016.N1	12-JUL-2009 18:38:44	Bright	54.000	19	50Alp Cyg	1.2460	10500.	108	38515	No
146	GOM_NL__2PRFIN20090712_184321_000000482080_00385_38515_0017.N1	12-JUL-2009 18:43:21	Bright	47.500	89	5Alp Cep	2.4510	8000.0	95	38515	No
147	GOM_NL__2PRFIN20090712_185051_000000502080_00385_38515_0018.N1	12-JUL-2009 18:50:51	Bright	49.500	74	11Bet Cas	2.2680	6600.0	99	38515	No
148	GOM_NL__2PRFIN20090712_185303_000000452080_00385_38515_0019.N1	12-JUL-2009 18:53:03	Bright	44.500	110	37Del Cas	2.6780	8900.0	89	38515	No
149	GOM_NL__2PRFIN20090712_185652_000000362080_00385_38515_0020.N1	12-JUL-2009 18:56:52	Bright	36.000	160	23Gam Per	2.9300	4700.0	72	38515	No
150	GOM_NL__2PRFIN20090712_190013_000000462080_00385_38515_0021.N1	12-JUL-2009 19:00:13	Bright	46.000	73	57Gam1And	2.2600	13100.	92	38515	No
151	GOM_NL__2PRFIN20090712_191354_000000452080_00385_38515_0022.N1	12-JUL-2009 19:13:54	Dark	44.500	94	92Alp Cet	2.5260	3100.0	89	38515	No
152	GOM_NL__2PRFIN20090712_193444_000000552080_00386_38516_0047.N1	12-JUL-2009 19:34:44	Dark	54.500	84	Alp Phe	2.3970	4500.0	109	38516	No
153	GOM_NL__2PRFIN20090712_194045_000000542080_00386_38516_0048.N1	12-JUL-2009 19:40:45	Straylight	53.500	63	Bet Gru	2.1500	2800.0	107	38516	No
154	GOM_NL__2PRFIN20090712_194226_000000472080_00386_38516_0049.N1	12-JUL-2009 19:42:26	Straylight	46.500	31	Alp Gru	1.7340	15200.	93	38516	No
155	GOM_NL__2PRFIN20090712_194537_000000532080_00386_38516_0050.N1	12-JUL-2009 19:45:37	Straylight	53.000	172	Gam Gru	3.0030	13100.	106	38516	No
156	GOM_NL__2PRFIN20090712_200610_000000422080_00386_38516_0051.N1	12-JUL-2009 20:06:10	Bright	41.500	168	17Zet Aql	2.9860	11000.	83	38516	No
157	GOM_NL__2PRFIN20090712_201642_000000432080_00386_38516_0052.N1	12-JUL-2009 20:16:42	Bright	42.500	144	18Del Cyg	2.8600	11000.	85	38516	No
158	GOM_NL__2PRFIN20090712_201919_000000542080_00386_38516_0053.N1	12-JUL-2009 20:19:19	Bright	54.000	19	50Alp Cyg	1.2460	10500.	108	38516	No
159	GOM_NL__2PRFIN20090712_202356_000000412080_00386_38516_0054.N1	12-JUL-2009 20:23:56	Bright	41.000	89	5Alp Cep	2.4510	8000.0	82	38516	No
160	GOM_NL__2PRFIN20090712_203126_000000502080_00386_38516_0055.N1	12-JUL-2009 20:31:26	Bright	50.000	74	11Bet Cas	2.2680	6600.0	100	38516	No

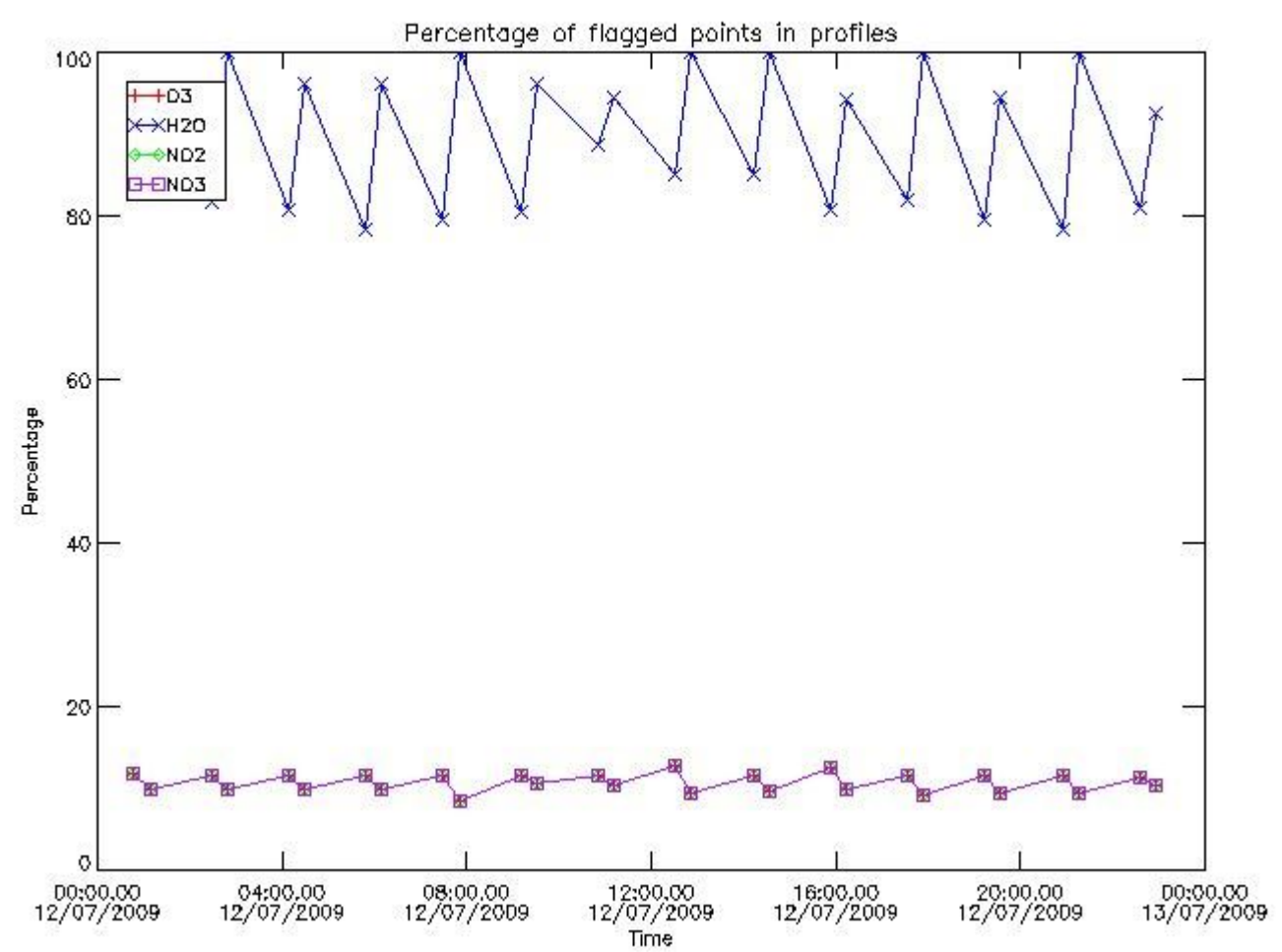


161	GOM_NL__2PRFIN20090712_203339_000000422080_00386_38516_0056.N1	12-JUL-2009 20:33:39	Bright	41.500	110	37Del Cas	2.6780	8900.0	83	38516	No
162	GOM_NL__2PRFIN20090712_203728_000000372080_00386_38516_0057.N1	12-JUL-2009 20:37:28	Bright	36.500	160	23Gam Per	2.9300	4700.0	73	38516	No
163	GOM_NL__2PRFIN20090712_204049_000000462080_00386_38516_0058.N1	12-JUL-2009 20:40:49	Bright	45.500	73	57Gam1And	2.2600	13100.	91	38516	No
164	GOM_NL__2PRFIN20090712_205430_000000452080_00386_38516_0059.N1	12-JUL-2009 20:54:30	Dark	44.500	94	92Alp Cet	2.5260	3100.0	89	38516	No
165	GOM_NL__2PRFIN20090712_211521_000000552080_00387_38517_0065.N1	12-JUL-2009 21:15:21	Dark	54.500	84	Alp Phe	2.3970	4500.0	109	38517	No
166	GOM_NL__2PRFIN20090712_212121_000000642080_00387_38517_0066.N1	12-JUL-2009 21:21:21	Straylight	64.000	63	Bet Gru	2.1500	2800.0	128	38517	No
167	GOM_NL__2PRFIN20090712_212302_000000492080_00387_38517_0067.N1	12-JUL-2009 21:23:02	Straylight	49.000	31	Alp Gru	1.7340	15200.	98	38517	No
168	GOM_NL__2PRFIN20090712_212614_000000562080_00387_38517_0068.N1	12-JUL-2009 21:26:14	Straylight	56.000	172	Gam Gru	3.0030	13100.	112	38517	No
169	GOM_NL__2PRFIN20090712_214645_000000392080_00387_38517_0069.N1	12-JUL-2009 21:46:45	Bright	39.000	168	17Zet Aql	2.9860	11000.	78	38517	No
170	GOM_NL__2PRFIN20090712_215718_000000442080_00387_38517_0070.N1	12-JUL-2009 21:57:18	Bright	43.500	144	18Del Cyg	2.8600	11000.	87	38517	No
171	GOM_NL__2PRFIN20090712_215954_000000532080_00387_38517_0071.N1	12-JUL-2009 21:59:54	Bright	52.500	19	50Alp Cyg	1.2460	10500.	105	38517	No
172	GOM_NL__2PRFIN20090712_220432_000000412080_00387_38517_0072.N1	12-JUL-2009 22:04:32	Bright	41.000	89	5Alp Cep	2.4510	8000.0	82	38517	No
173	GOM_NL__2PRFIN20090712_221202_000000712080_00387_38517_0073.N1	12-JUL-2009 22:12:02	Bright	71.000	74	11Bet Cas	2.2680	6600.0	142	38517	No
174	GOM_NL__2PRFIN20090712_221415_000000432080_00387_38517_0074.N1	12-JUL-2009 22:14:15	Bright	42.500	110	37Del Cas	2.6780	8900.0	85	38517	No
175	GOM_NL__2PRFIN20090712_221804_000000372080_00387_38517_0075.N1	12-JUL-2009 22:18:04	Bright	37.000	160	23Gam Per	2.9300	4700.0	74	38517	No
176	GOM_NL__2PRFIN20090712_222125_000000472080_00387_38517_0076.N1	12-JUL-2009 22:21:25	Bright	46.500	73	57Gam1And	2.2600	13100.	93	38517	No
177	GOM_NL__2PRFIN20090712_223507_000000452080_00387_38517_0077.N1	12-JUL-2009 22:35:07	Dark	44.500	94	92Alp Cet	2.5260	3100.0	89	38517	No
178	GOM_NL__2PRFIN20090712_225558_000000542080_00388_38518_0082.N1	12-JUL-2009 22:55:58	Dark	53.500	84	Alp Phe	2.3970	4500.0	107	38518	No
179	GOM_NL__2PRFIN20090712_230158_000000632080_00388_38518_0083.N1	12-JUL-2009 23:01:58	Straylight	62.500	63	Bet Gru	2.1500	2800.0	125	38518	No
180	GOM_NL__2PRFIN20090712_230339_000000552080_00388_38518_0084.N1	12-JUL-2009 23:03:39	Straylight	54.500	31	Alp Gru	1.7340	15200.	109	38518	No
181	GOM_NL__2PRFIN20090712_230650_000000552080_00388_38518_0085.N1	12-JUL-2009 23:06:50	Straylight	54.500	172	Gam Gru	3.0030	13100.	109	38518	No
182	GOM_NL__2PRFIN20090712_232721_000000392080_00388_38518_0086.N1	12-JUL-2009 23:27:21	Bright	39.000	168	17Zet Aql	2.9860	11000.	78	38518	No
183	GOM_NL__2PRFIN20090712_233753_000000442080_00388_38518_0087.N1	12-JUL-2009 23:37:53	Bright	43.500	144	18Del Cyg	2.8600	11000.	87	38518	No
184	GOM_NL__2PRFIN20090712_234029_000000542080_00388_38518_0088.N1	12-JUL-2009 23:40:29	Bright	54.000	19	50Alp Cyg	1.2460	10500.	108	38518	No
185	GOM_NL__2PRFIN20090712_234507_000000422080_00388_38518_0089.N1	12-JUL-2009 23:45:07	Bright	41.500	89	5Alp Cep	2.4510	8000.0	83	38518	No
186	GOM_NL__2PRFIN20090712_235237_000000732080_00388_38518_0090.N1	12-JUL-2009 23:52:37	Bright	73.000	74	11Bet Cas	2.2680	6600.0	146	38518	No
187	GOM_NL__2PRFIN20090712_235450_000000412080_00388_38518_0091.N1	12-JUL-2009 23:54:50	Bright	41.000	110	37Del Cas	2.6780	8900.0	82	38518	No
188	GOM_NL__2PRFIN20090712_235839_000000372080_00388_38518_0092.N1	12-JUL-2009 23:58:39	Bright	36.500	160	23Gam Per	2.9300	4700.0	73	38518	No

### 3. Quality information per product

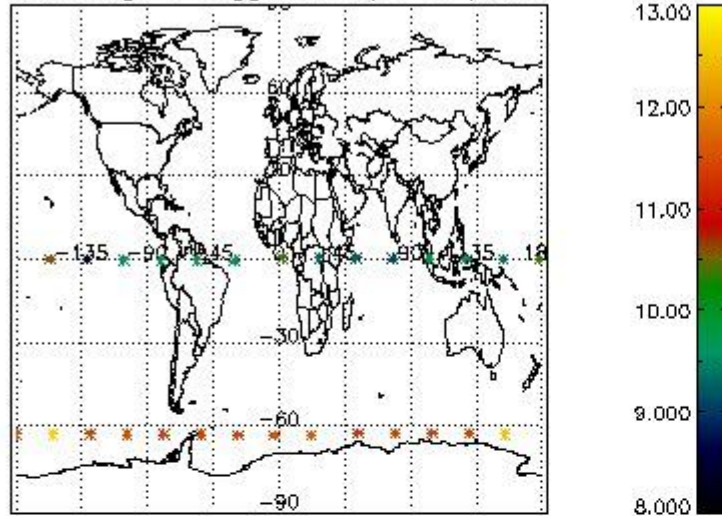
In this section it is plotted some information contained in the Quality Summary data set of the level 2 products. Only products in dark limb conditions and without errors (error flag in the MPH set to "0") are used.

#### 3.1 Plot quality information per product (time dependant)

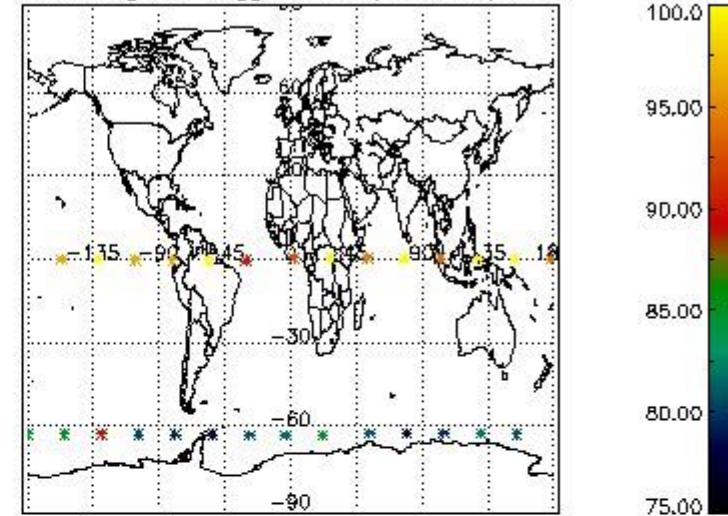


3.2 Plot quality information per product (world map)

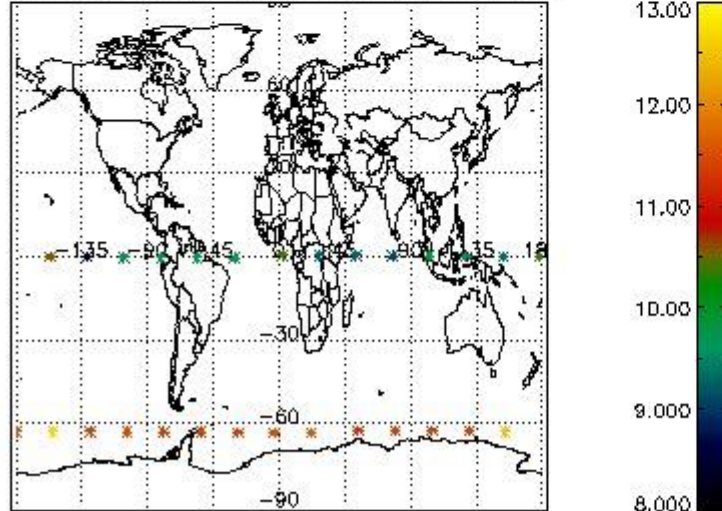
Percentage of flagged data per O3 profile



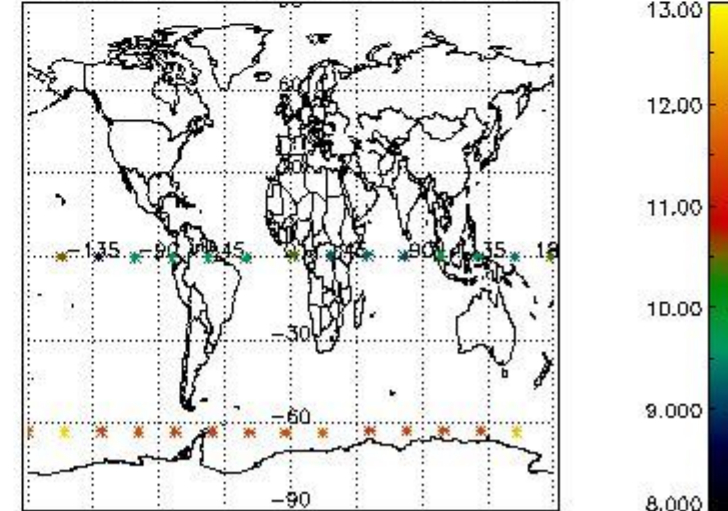
Percentage of flagged data per H2O profile



Percentage of flagged data per NO2 profile



Percentage of flagged data per NO3 profile

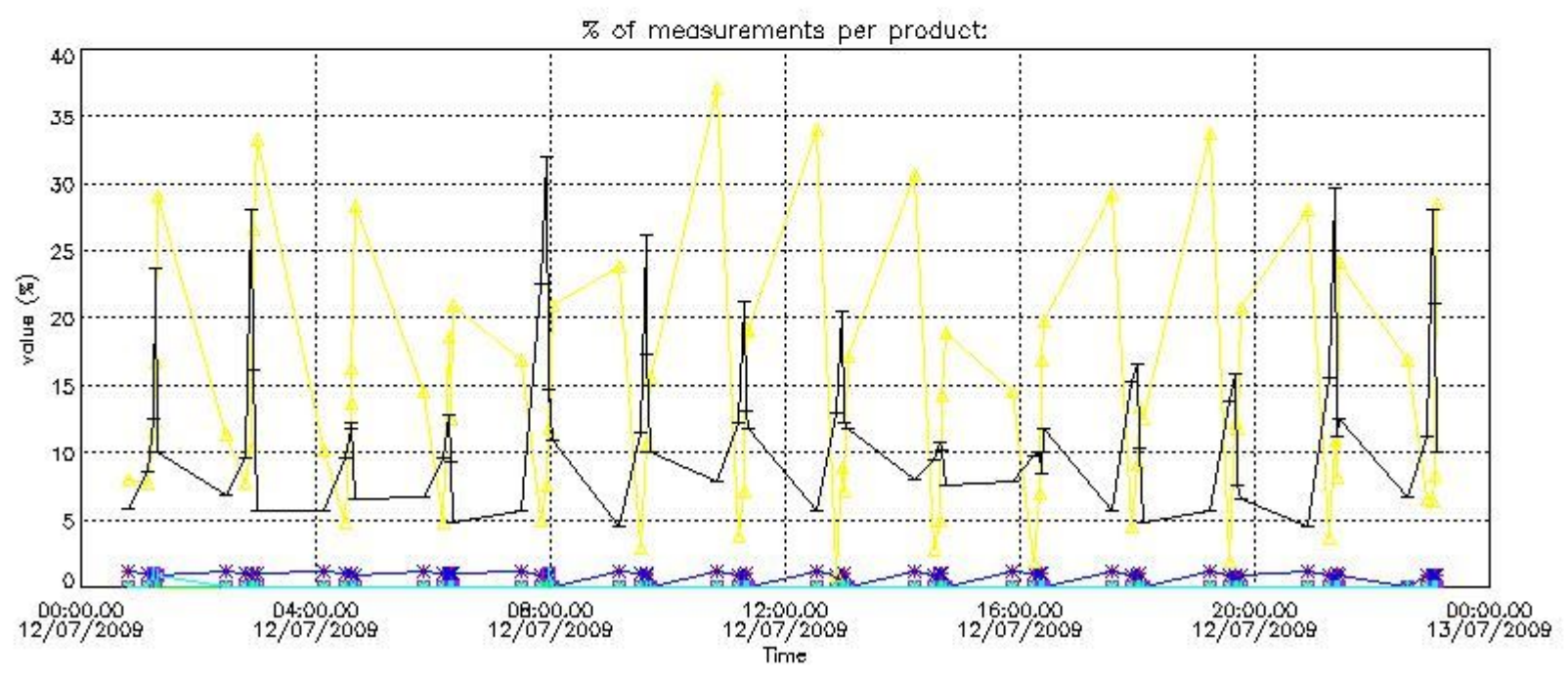
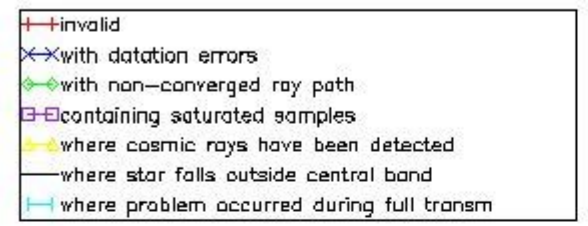


#### 4. Level 1 quality information per product

In this section it is plotted some information contained in the Quality Summary data set of the level 2 products that comes from the level 1b processing. Products without errors (error flag in the MPH set to "0") are used.

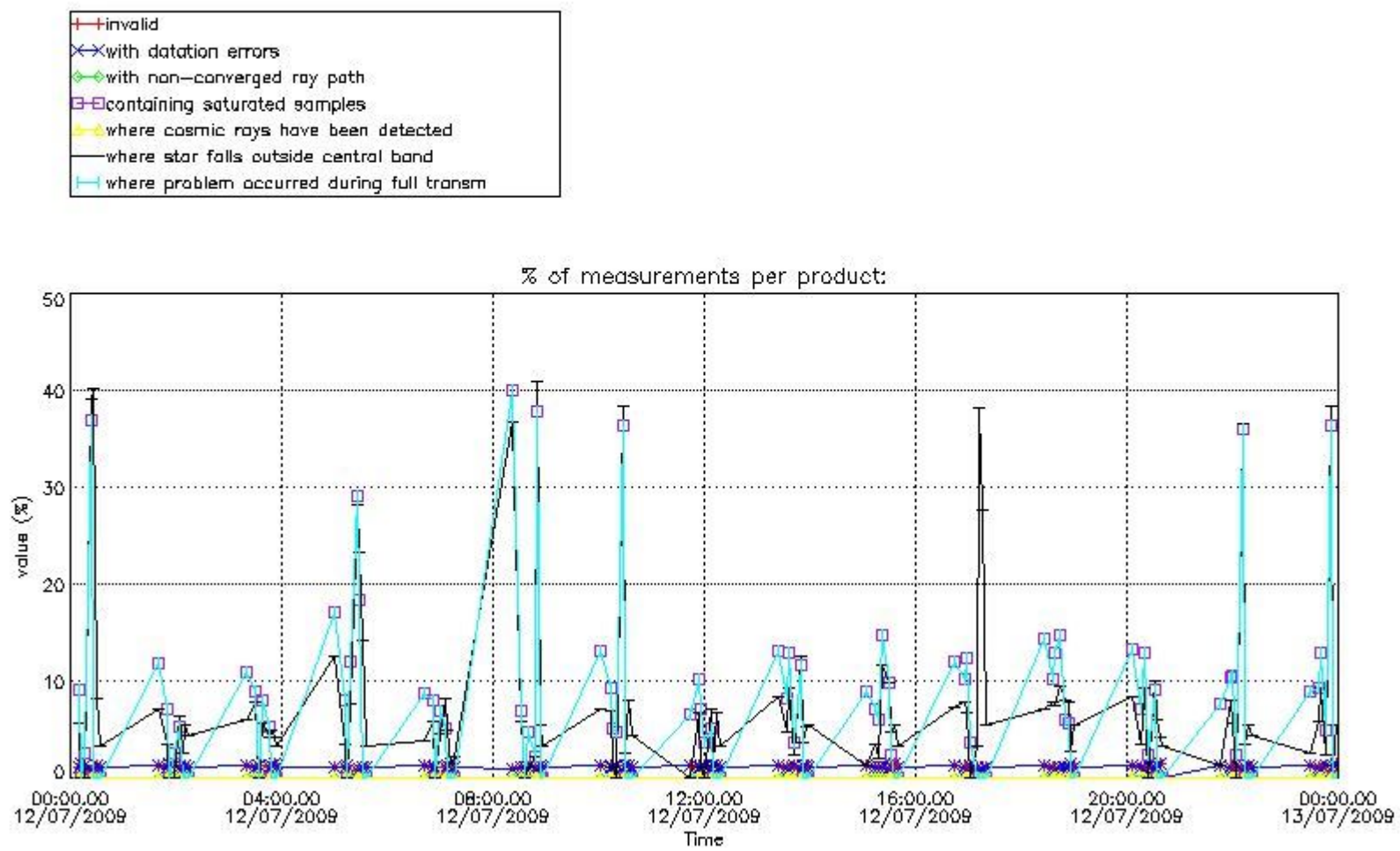
##### 4.1 Plot quality information per product (time dependant) coming from level 1b processing

###### 4.1.1 Plot level 1 quality information per product (time dependant): ENVISAT ASCENDING passes



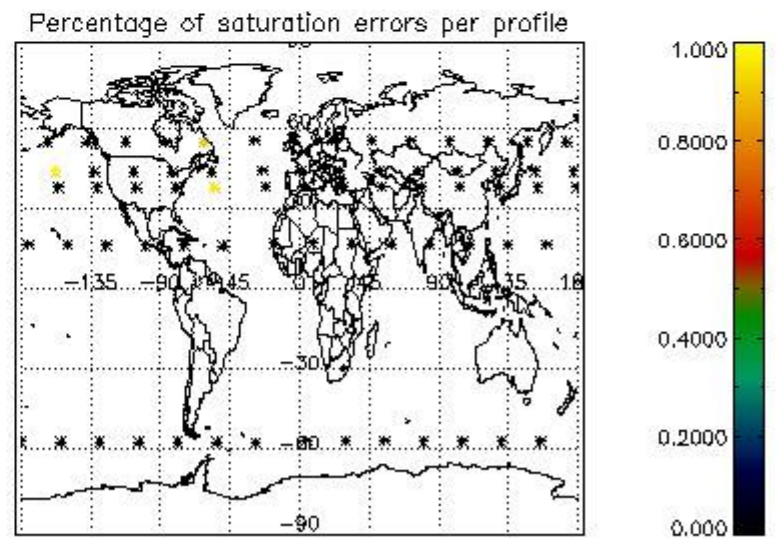
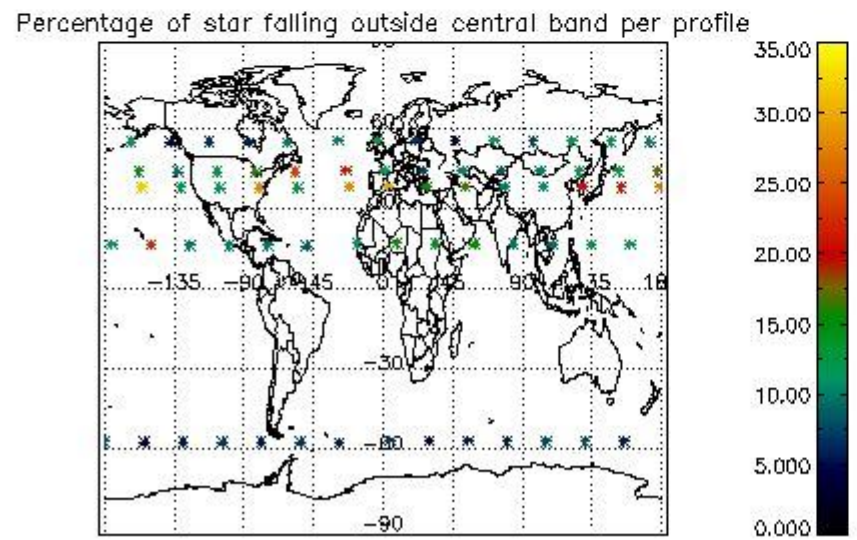
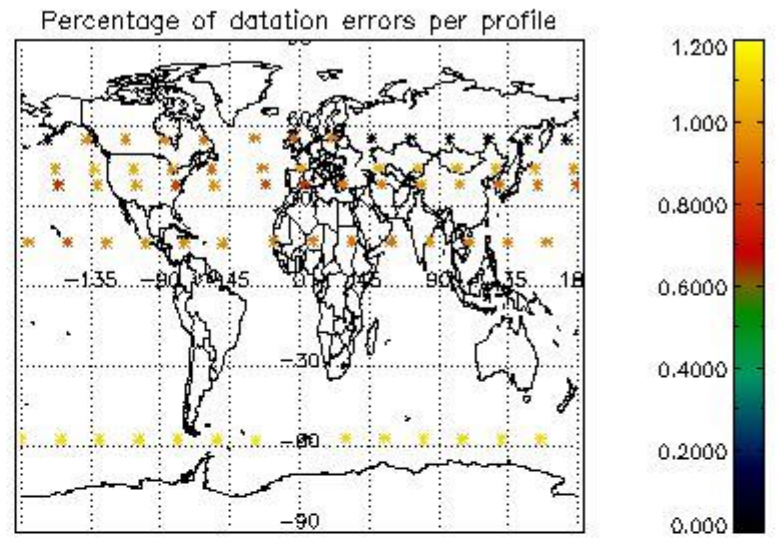
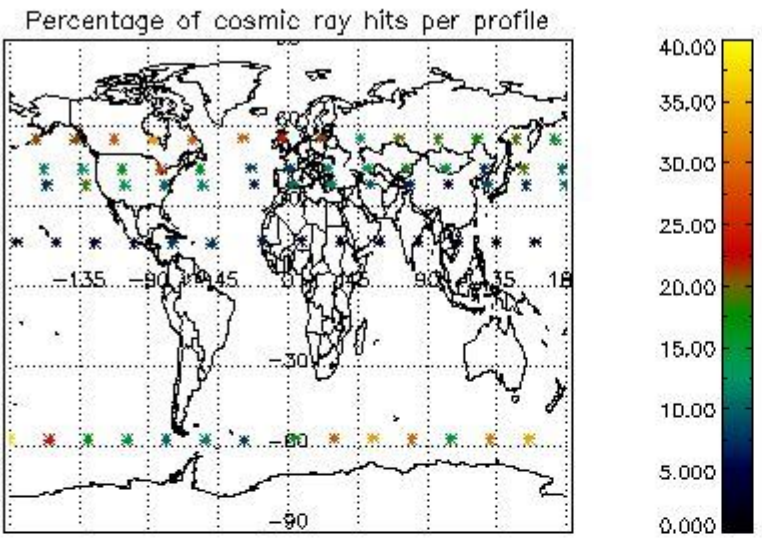
4.1.2 Plot level 1 quality information per product (time dependant): ENVISAT DESCENDING passes





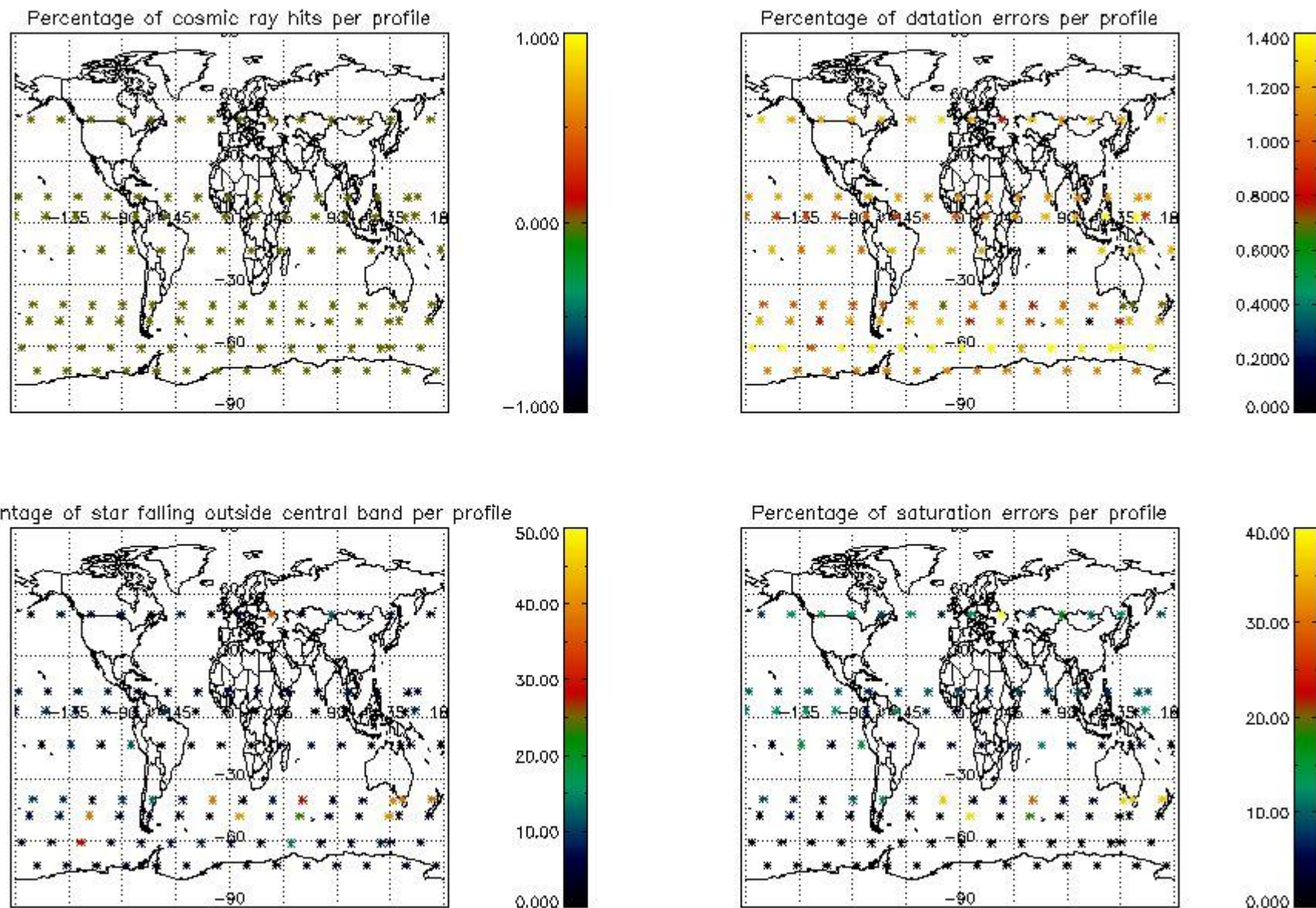
*4.2 Plot quality information per product coming from level 1b processing (world map)*

*4.2.1 Plot level 1 quality information per product (world map): ENVISAT ASCENDING passes*



4.2.2 Plot level 1 quality information per product (world map): ENVISAT DESCENDING passes





## 5. Trace gas profiles

### 5.1 Ozone statistics based on quality of products

The final quality of the products can be "measured" using the STD (Standard Deviation) attached to every point profile. This information is written to the parameter GOM\_NL\_\_2P/NL\_LOCAL\_SPECIES\_DENSITY/o3\_std of the level 2 products. The table below shows the statistics for given STD ranges.

The statistics are given with respect to the overall valid production:

- Products without fatal errors: GOM\_NL\_\_2P/MPH/PRODUCT\_ERR=0
- Valid point profile: GOM\_NL\_\_2P/NL\_LOCAL\_SPECIES\_DENSITY/pcd(0)=0

The 'Criteria' is applied to valid points of dark limb products:

- Products in dark limb illumination condition: GOM\_NL\_\_2P/NL\_SUMMARY\_QUALITY/obs\_ill\_cond=0
- Products without fatal errors: GOM\_NL\_\_2P/MPH/PRODUCT\_ERR=0
- Valid point profile: GOM\_NL\_\_2P/NL\_LOCAL\_SPECIES\_DENSITY/pcd(0)=0

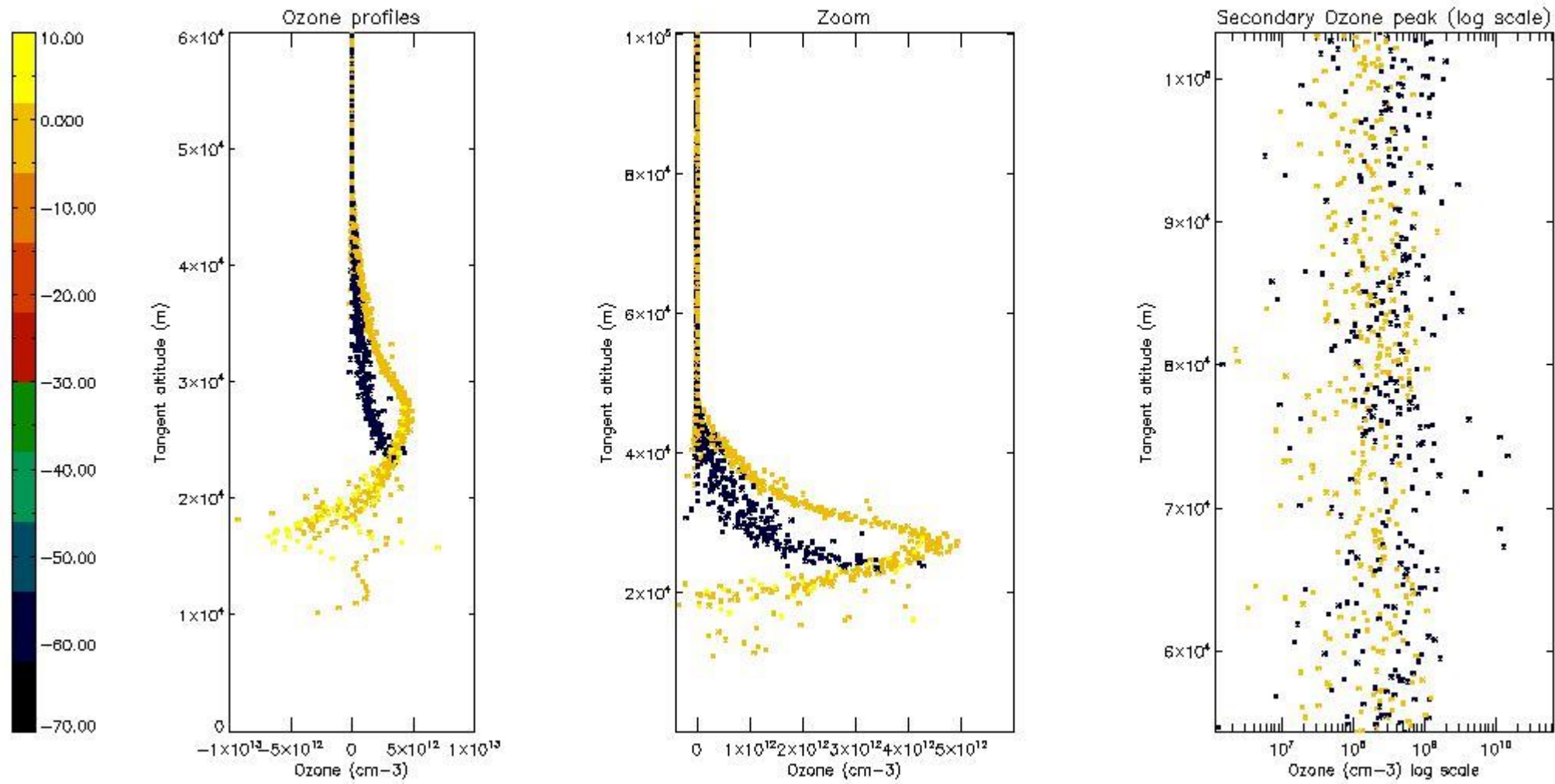
So, the table below shows the percentage of dark limb and valid observations for each criteria with respect to the overall valid daily observations.

Criteria	% of total production
All STD	16
STD < 20	3

STD < 10	2
STD < 5	0

5.2 Plot ozone profiles for all STD (dark without errors)

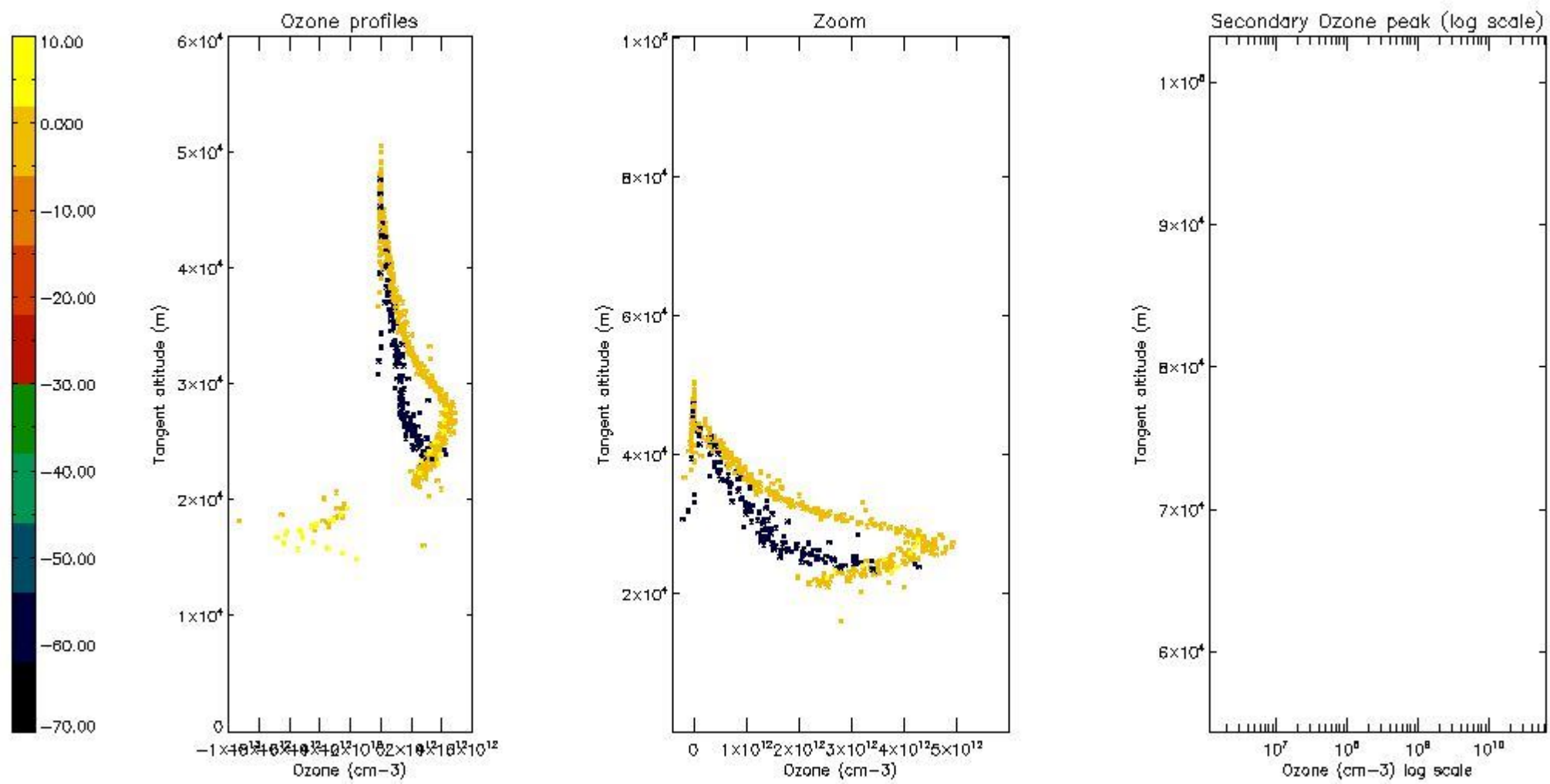
The colorbar represents the latitude.



5.3 Plot ozone profiles where STD < 20% (dark without errors)

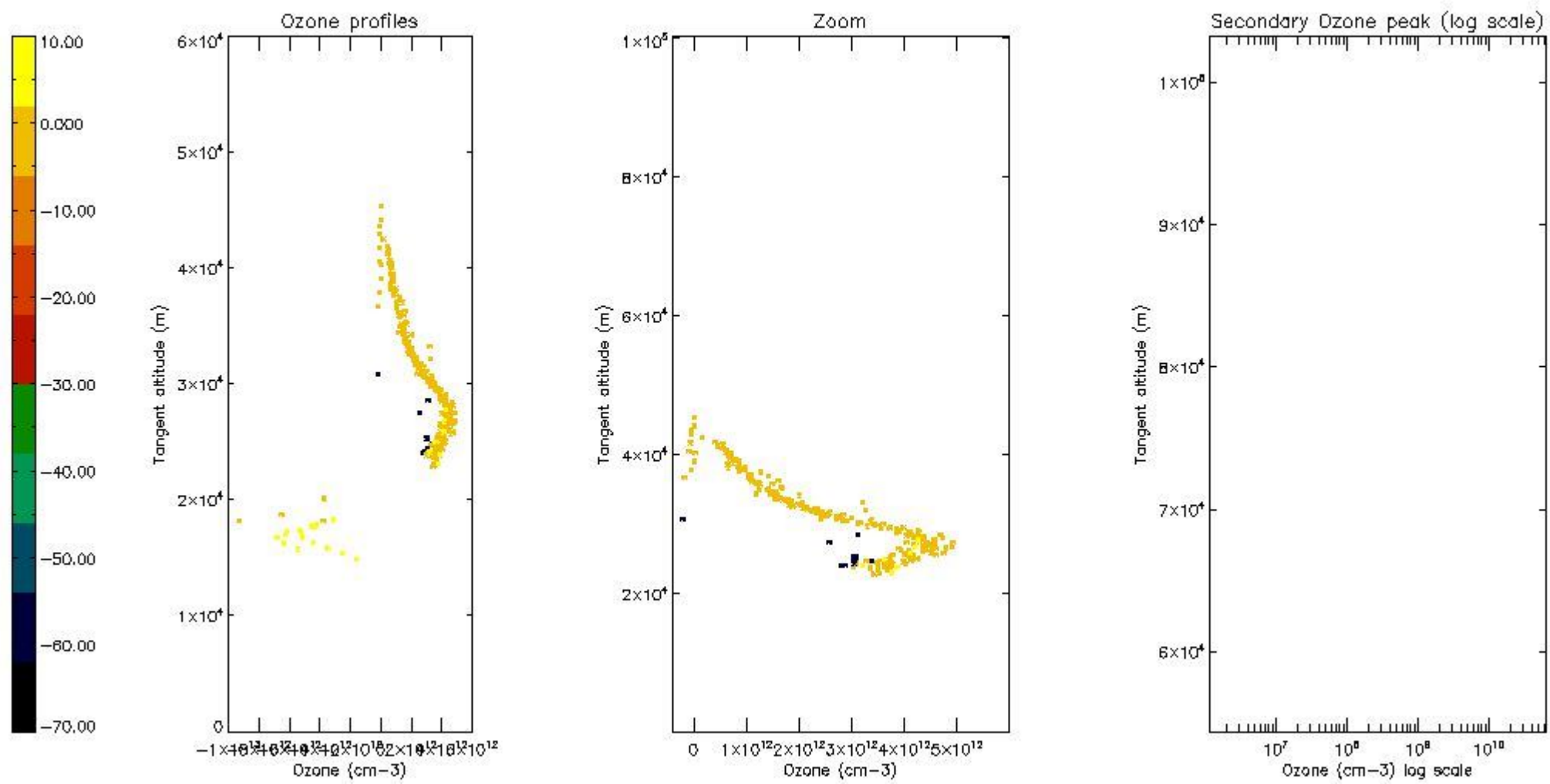
The colorbar represents the latitude.





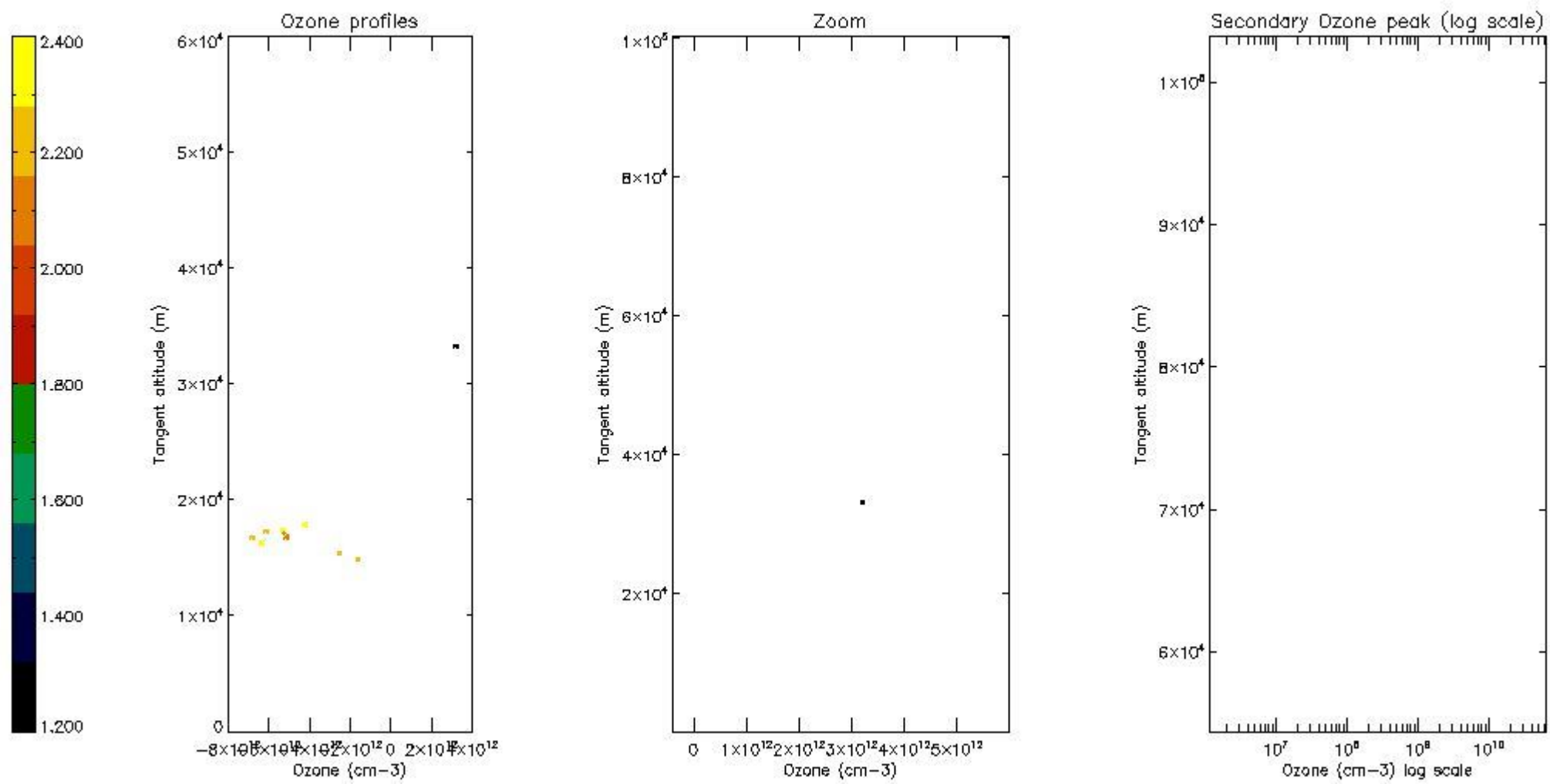
*5.4 Plot ozone profiles where STD < 10% (dark without errors)*

The colorbar represents the latitude.



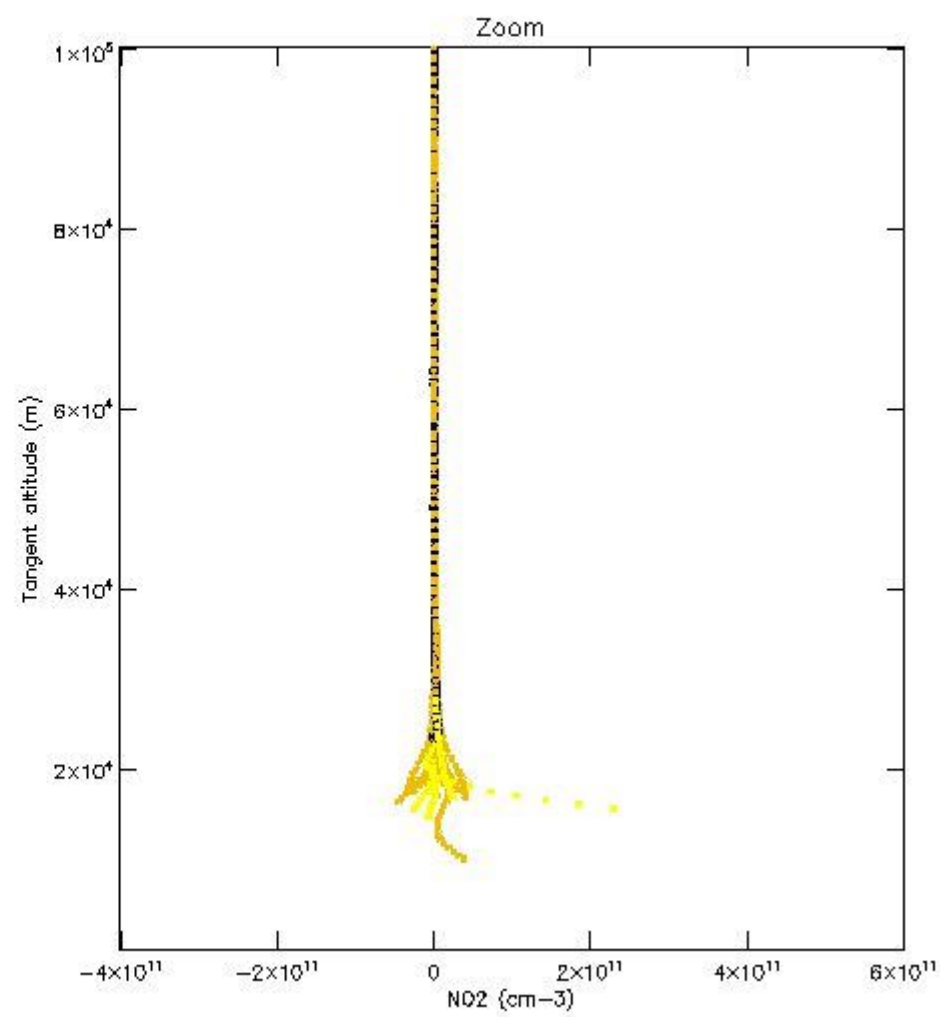
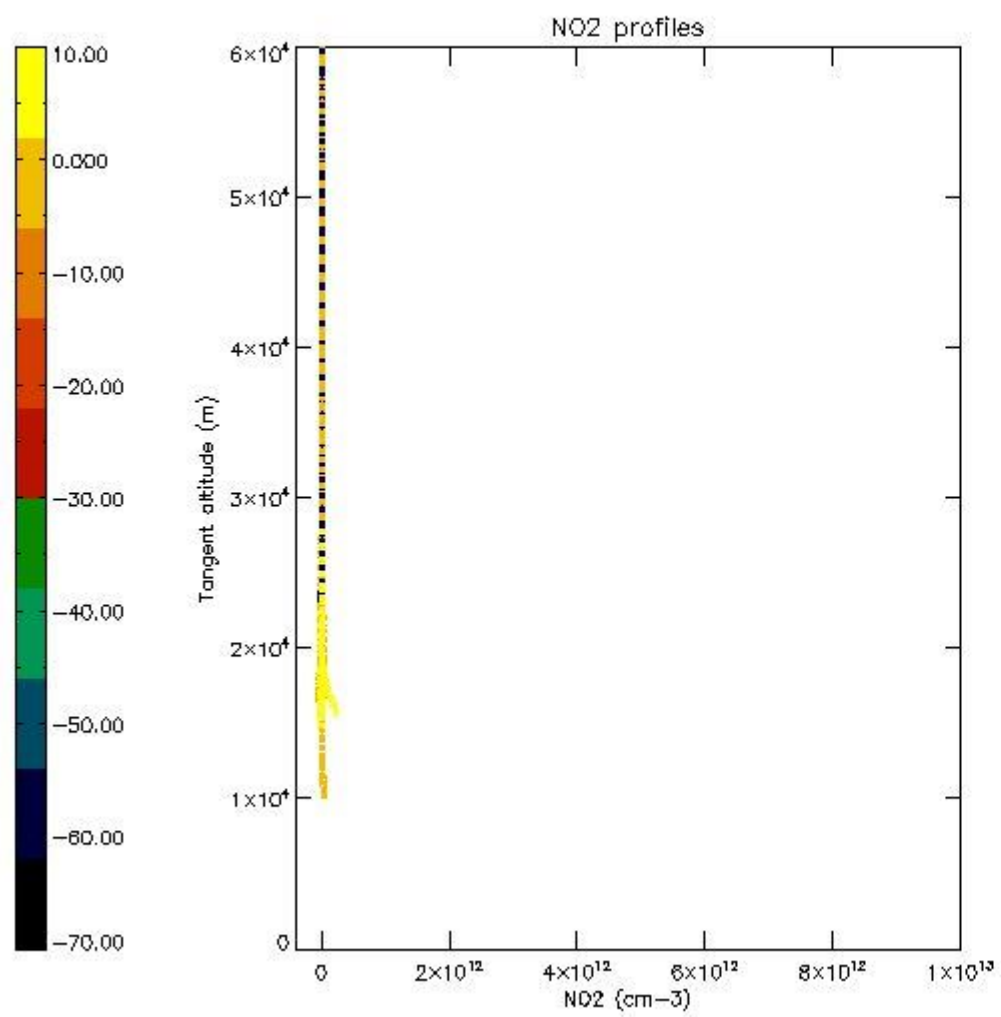
*5.5 Plot ozone profiles where STD < 5% (dark without errors)*

The colorbar represents the latitude.



*5.6 Plot NO<sub>2</sub> profiles for all STD (dark without errors)*

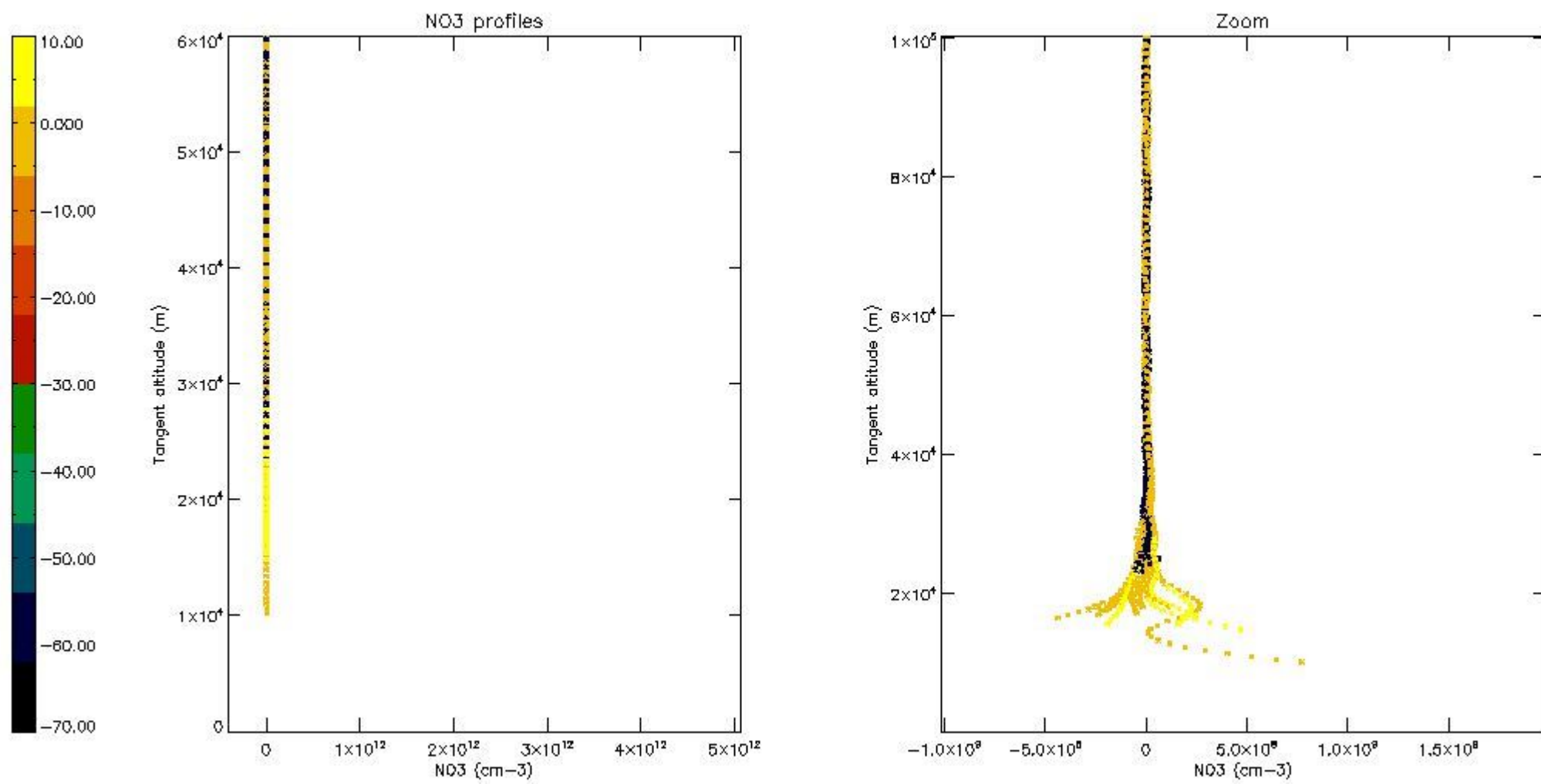
The colorbar represents the latitude.



*5.7 Plot NO3 profiles for all STD (dark without errors)*

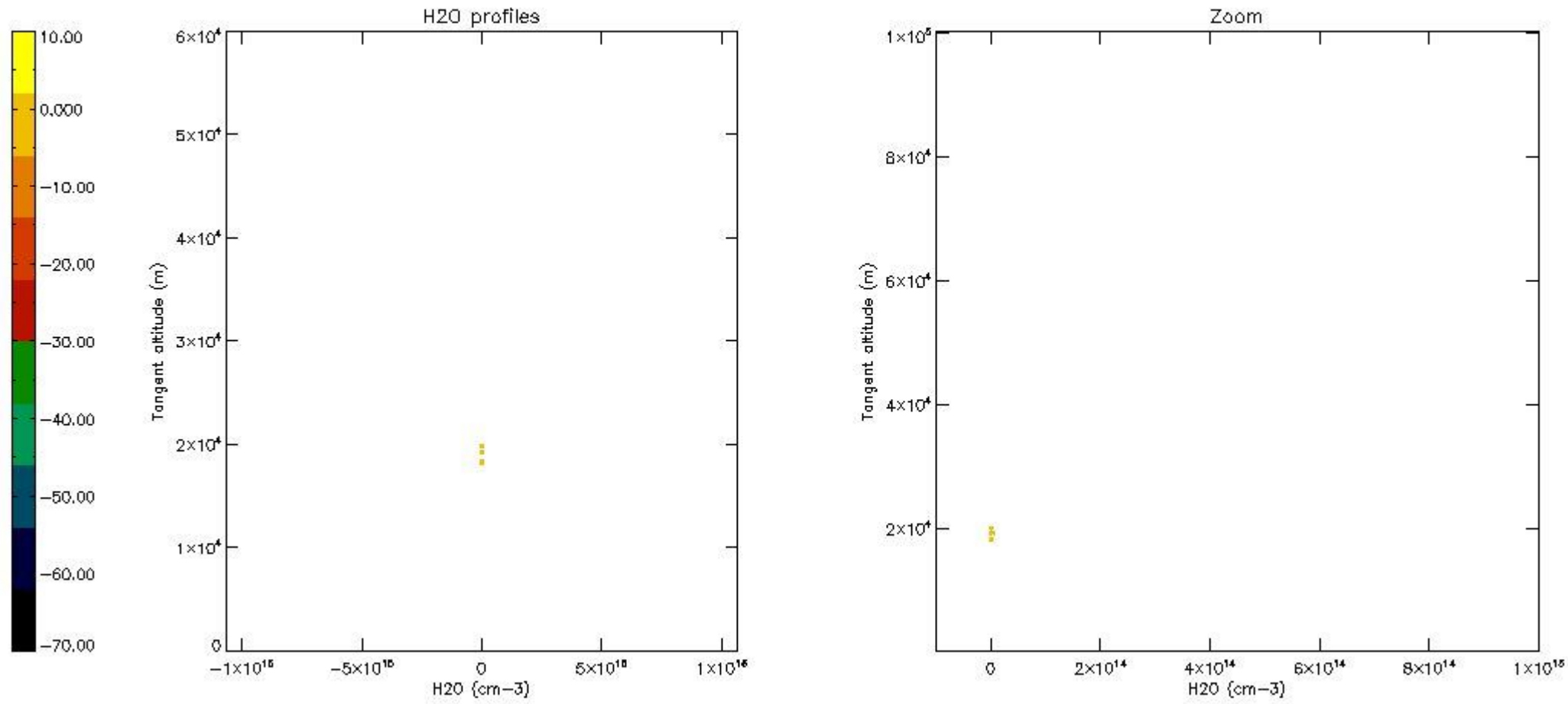
The colorbar represents the latitude.





5.8 Plot H<sub>2</sub>O profiles for all STD (only for occultations of stars 1,2,3,4,13,14,16,26,63 dark without errors)

The colorbar represents the latitude.



## 6. Auxiliary Data Files used for the production reported in section 2

The number reported in the third column indicates since which file (see list in section 2) the corresponding auxiliary file has been used. The fourth column is the date of those product files.

Type	Auxiliary Filename	Used since product	Used since product date
INST_PHYS_CHARACTERISTICS	GOM_INS_AXVIEC20091111_143220_20030716_120000_20500101_000000	1	12-JUL-2009 00:09:38
LEVEL-2_PROC_CONFIG	GOM_PR2_AXVIEC20091111_152718_20020301_000000_20500101_000000	1	12-JUL-2009 00:09:38
CROSS_SECTIONS_FILE	GOM_CRS_AXVIEC20091111_154832_20020301_000000_20500101_000000	1	12-JUL-2009 00:09:38

# GOMOS Level 2 Daily Report

## SUMMARY

### [1. General Info](#)

### [2. Summary of processed GOM\\_NL\\_2P products](#)

### [3. Level 2 Quality information per product](#)

#### [3.1 Plot of level 2 quality information per product \(time dependant\)](#)

#### [3.2 Plot of level 2 quality information per product \(world map\)](#)

### [4. Level 1 Quality information per product \(stored on level 2 products\)](#)

#### [4.1 Plot of level 1 quality information per product \(time dependant\)](#)

##### [4.1.1 Plot of level 1 quality information per product \(time dependant\): ASCENDING](#)

##### [4.1.2 Plot of level 1 quality information per product \(time dependant\): DESCENDING](#)

#### [4.2 Plot of level 1 quality information per product \(world map\)](#)

##### [4.2.1 Plot of level 1 quality information per product \(world map\): ASCENDING](#)

##### [4.2.2 Plot of level 1 quality information per product \(world map\): DESCENDING](#)

### [5. Ozone profiles based on quality statistics and other trace gas profiles](#)

#### [5.1 Ozone statistics based on quality of products](#)

#### [5.2 Plot ozone profiles for all STD \(dark without errors\)](#)

#### [5.3 Plot ozone profiles where STD < 20% \(dark without errors\)](#)

#### [5.4. Plot ozone profiles where STD < 10% \(dark without errors\)](#)

#### [5.5. Plot ozone profiles where STD < 5% \(dark without errors\)](#)

#### [5.6 Plot NO2 profiles for all STD \(dark without errors\)](#)

#### [5.7 Plot NO3 profiles for all STD \(dark without errors\)](#)

#### [5.8 Plot H2O profiles \(only for occultations of stars 1,2,3,4,13,14,16,26,63 dark without errors\) for all STD](#)

### [6. Auxiliary Data Files used for the production reported in section 2](#)

This report presents the daily analysis on parameters extracted from GOMOS level 2 data (GOM\_NL\_\_2P). It is intended to monitor some important parameters that will impact the quality of these products. A list of level 2 products (and content) that have arrived during the reporting day to the PCF is also given.

Item	Value
Time of report generation	26APR2013 10:46:48
Data source version	GOMOS/6.01
Start time of products	12-07-2009 (12JUL2009 00:00:00)
Stop time of products	13-07-2009 (13JUL2009 00:00:00)
Store outputs in DB	Yes
Nb of level 2 prods	188
Nb of prods with errors	0

## 2. Summary of processed GOM\_NL\_\_2P products.

Nr	Filename	UTC Start time	Limb	Duration	Star Id	Star Name	Star Mag	Star Temp	Nb Meas	Orbit	Prod. error
1	GOM_NL__2PRFIN20090712_000938_000000442080_00374_38504_9830.N1	12-JUL-2009 00:09:38	Bright	44.000	144	18Del Cyg	2.8600	11000.	88	38504	No
2	GOM_NL__2PRFIN20090712_001219_000000362080_00374_38504_9831.N1	12-JUL-2009 00:12:19	Twilight	36.000	19	50Alp Cyg	1.2460	10500.	72	38504	No
3	GOM_NL__2PRFIN20090712_001652_000000412080_00374_38504_9832.N1	12-JUL-2009 00:16:52	Bright	40.500	89	5Alp Cep	2.4510	8000.0	81	38504	No
4	GOM_NL__2PRFIN20090712_002423_000000732080_00374_38504_9833.N1	12-JUL-2009 00:24:23	Bright	73.000	74	11Bet Cas	2.2680	6600.0	146	38504	No
5	GOM_NL__2PRFIN20090712_002633_000000662080_00374_38504_9834.N1	12-JUL-2009 00:26:33	Bright	66.000	110	37Del Cas	2.6780	8900.0	132	38504	No
6	GOM_NL__2PRFIN20090712_003019_000000372080_00374_38504_9835.N1	12-JUL-2009 00:30:19	Bright	37.000	160	23Gam Per	2.9300	4700.0	74	38504	No
7	GOM_NL__2PRFIN20090712_003340_000000462080_00374_38504_9836.N1	12-JUL-2009 00:33:40	Bright	45.500	73	57Gam1And	2.2600	13100.	91	38504	No
8	GOM_NL__2PRFIN20090712_004711_000000442080_00374_38504_9837.N1	12-JUL-2009 00:47:11	Dark	43.500	94	92Alp Cet	2.5260	3100.0	87	38504	No
9	GOM_NL__2PRFIN20090712_010756_000000522080_00375_38505_9841.N1	12-JUL-2009 01:07:56	Dark	52.000	84	Alp Phe	2.3970	4500.0	104	38505	No
10	GOM_NL__2PRFIN20090712_011400_000000522080_00375_38505_9842.N1	12-JUL-2009 01:14:00	Straylight	52.000	63	Bet Gru	2.1500	2800.0	104	38505	No
11	GOM_NL__2PRFIN20090712_011542_000000572080_00375_38505_9843.N1	12-JUL-2009 01:15:42	Straylight	57.000	31	Alp Gru	1.7340	15200.	114	38505	No
12	GOM_NL__2PRFIN20090712_011852_000000552080_00375_38505_9844.N1	12-JUL-2009 01:18:52	Straylight	55.000	172	Gam Gru	3.0030	13100.	110	38505	No
13	GOM_NL__2PRFIN20090712_013937_000000422080_00375_38505_9845.N1	12-JUL-2009 01:39:37	Bright	42.000	168	17Zet Aql	2.9860	11000.	84	38505	No
14	GOM_NL__2PRFIN20090712_015014_000000432080_00375_38505_9846.N1	12-JUL-2009 01:50:14	Bright	42.500	144	18Del Cyg	2.8600	11000.	85	38505	No
15	GOM_NL__2PRFIN20090712_015254_000000362080_00375_38505_9847.N1	12-JUL-2009 01:52:54	Twilight	36.000	19	50Alp Cyg	1.2460	10500.	72	38505	No
16	GOM_NL__2PRFIN20090712_015728_000000402080_00375_38505_9848.N1	12-JUL-2009 01:57:28	Bright	40.000	89	5Alp Cep	2.4510	8000.0	80	38505	No
17	GOM_NL__2PRFIN20090712_020458_000000482080_00375_38505_9849.N1	12-JUL-2009 02:04:58	Bright	47.500	74	11Bet Cas	2.2680	6600.0	95	38505	No
18	GOM_NL__2PRFIN20090712_020708_000000402080_00375_38505_9850.N1	12-JUL-2009 02:07:08	Bright	40.000	110	37Del Cas	2.6780	8900.0	80	38505	No
19	GOM_NL__2PRFIN20090712_021054_000000372080_00375_38505_9851.N1	12-JUL-2009 02:10:54	Bright	37.000	160	23Gam Per	2.9300	4700.0	74	38505	No
20	GOM_NL__2PRFIN20090712_021416_000000462080_00375_38505_9852.N1	12-JUL-2009 02:14:16	Bright	46.000	73	57Gam1And	2.2600	13100.	92	38505	No
21	GOM_NL__2PRFIN20090712_022748_000000442080_00375_38505_9853.N1	12-JUL-2009 02:27:48	Dark	44.000	94	92Alp Cet	2.5260	3100.0	88	38505	No
22	GOM_NL__2PRFIN20090712_024833_000000522080_00376_38506_9876.N1	12-JUL-2009 02:48:33	Dark	52.000	84	Alp Phe	2.3970	4500.0	104	38506	No
23	GOM_NL__2PRFIN20090712_025436_000000632080_00376_38506_9877.N1	12-JUL-2009 02:54:36	Straylight	62.500	63	Bet Gru	2.1500	2800.0	125	38506	No
24	GOM_NL__2PRFIN20090712_025618_000000532080_00376_38506_9878.N1	12-JUL-2009 02:56:18	Straylight	52.500	31	Alp Gru	1.7340	15200.	105	38506	No
25	GOM_NL__2PRFIN20090712_025929_000000532080_00376_38506_9879.N1	12-JUL-2009 02:59:29	Straylight	52.500	172	Gam Gru	3.0030	13100.	105	38506	No
26	GOM_NL__2PRFIN20090712_032012_000000422080_00376_38506_9880.N1	12-JUL-2009 03:20:12	Bright	41.500	168	17Zet Aql	2.9860	11000.	83	38506	No
27	GOM_NL__2PRFIN20090712_033049_000000452080_00376_38506_9881.N1	12-JUL-2009 03:30:49	Bright	44.500	144	18Del Cyg	2.8600	11000.	89	38506	No
28	GOM_NL__2PRFIN20090712_033329_000000412080_00376_38506_9882.N1	12-JUL-2009 03:33:29	Bright	41.000	19	50Alp Cyg	1.2460	10500.	82	38506	No
29	GOM_NL__2PRFIN20090712_033803_000000442080_00376_38506_9883.N1	12-JUL-2009 03:38:03	Bright	44.000	89	5Alp Cep	2.4510	8000.0	88	38506	No
30	GOM_NL__2PRFIN20090712_034534_000000482080_00376_38506_9884.N1	12-JUL-2009 03:45:34	Bright	48.000	74	11Bet Cas	2.2680	6600.0	96	38506	No
31	GOM_NL__2PRFIN20090712_034744_000000412080_00376_38506_9885.N1	12-JUL-2009 03:47:44	Bright	41.000	110	37Del Cas	2.6780	8900.0	82	38506	No
32	GOM_NL__2PRFIN20090712_035130_000000362080_00376_38506_9886.N1	12-JUL-2009 03:51:30	Bright	36.000	160	23Gam Per	2.9300	4700.0	72	38506	No
33	GOM_NL__2PRFIN20090712_035452_000000462080_00376_38506_9887.N1	12-JUL-2009 03:54:52	Bright	45.500	73	57Gam1And	2.2600	13100.	91	38506	No
34	GOM_NL__2PRFIN20090712_040824_000000452080_00376_38506_9888.N1	12-JUL-2009 04:08:24	Dark	44.500	94	92Alp Cet	2.5260	3100.0	89	38506	No
35	GOM_NL__2PRFIN20090712_042910_000000522080_00377_38507_9890.N1	12-JUL-2009 04:29:10	Dark	52.000	84	Alp Phe	2.3970	4500.0	104	38507	No
36	GOM_NL__2PRFIN20090712_043513_000000512080_00377_38507_9891.N1	12-JUL-2009 04:35:13	Straylight	51.000	63	Bet Gru	2.1500	2800.0	102	38507	No
37	GOM_NL__2PRFIN20090712_043655_000000492080_00377_38507_9892.N1	12-JUL-2009 04:36:55	Straylight	49.000	31	Alp Gru	1.7340	15200.	98	38507	No
38	GOM_NL__2PRFIN20090712_044006_000000532080_00377_38507_9893.N1	12-JUL-2009 04:40:06	Straylight	53.000	172	Gam Gru	3.0030	13100.	106	38507	No
39	GOM_NL__2PRFIN20090712_050049_000000442080_00377_38507_9894.N1	12-JUL-2009 05:00:49	Bright	44.000	168	17Zet Aql	2.9860	11000.	88	38507	No
40	GOM_NL__2PRFIN20090712_051124_000000442080_00377_38507_9895.N1	12-JUL-2009 05:11:24	Bright	43.500	144	18Del Cyg	2.8600	11000.	87	38507	No
41	GOM_NL__2PRFIN20090712_051404_000000412080_00377_38507_9896.N1	12-JUL-2009 05:14:04	Bright	41.000	19	50Alp Cyg	1.2460	10500.	82	38507	No
42	GOM_NL__2PRFIN20090712_051838_000000462080_00377_38507_9897.N1	12-JUL-2009 05:18:38	Bright	46.000	89	5Alp Cep	2.4510	8000.0	92	38507	No



43	GOM_NL__2PRFIN20090712_052609_000000662080_00377_38507_9898.N1	12-JUL-2009 05:26:09	Bright	65.500	74	11Bet Cas	2.2680	6600.0	131	38507	No
44	GOM_NL__2PRFIN20090712_052819_000000522080_00377_38507_9899.N1	12-JUL-2009 05:28:19	Bright	51.500	110	37Del Cas	2.6780	8900.0	103	38507	No
45	GOM_NL__2PRFIN20090712_053206_000000432080_00377_38507_9900.N1	12-JUL-2009 05:32:06	Bright	42.500	160	23Gam Per	2.9300	4700.0	85	38507	No
46	GOM_NL__2PRFIN20090712_053527_000000462080_00377_38507_9901.N1	12-JUL-2009 05:35:27	Bright	46.000	73	57Gam1And	2.2600	13100.	92	38507	No
47	GOM_NL__2PRFIN20090712_054901_000000452080_00377_38507_9902.N1	12-JUL-2009 05:49:01	Dark	44.500	94	92Alp Cet	2.5260	3100.0	89	38507	No
48	GOM_NL__2PRFIN20090712_060947_000000522080_00378_38508_9904.N1	12-JUL-2009 06:09:47	Dark	52.000	84	Alp Phe	2.3970	4500.0	104	38508	No
49	GOM_NL__2PRFIN20090712_061550_000000512080_00378_38508_9905.N1	12-JUL-2009 06:15:50	Straylight	51.000	63	Bet Gru	2.1500	2800.0	102	38508	No
50	GOM_NL__2PRFIN20090712_061732_000000482080_00378_38508_9906.N1	12-JUL-2009 06:17:32	Straylight	48.000	31	Alp Gru	1.7340	15200.	96	38508	No
51	GOM_NL__2PRFIN20090712_062043_000000532080_00378_38508_9907.N1	12-JUL-2009 06:20:43	Straylight	52.500	172	Gam Gru	3.0030	13100.	105	38508	No
52	GOM_NL__2PRFIN20090712_064124_000000402080_00378_38508_9908.N1	12-JUL-2009 06:41:24	Bright	40.000	168	17Zet Aql	2.9860	11000.	80	38508	No
53	GOM_NL__2PRFIN20090712_065200_000000442080_00378_38508_9909.N1	12-JUL-2009 06:52:00	Bright	43.500	144	18Del Cyg	2.8600	11000.	87	38508	No
54	GOM_NL__2PRFIN20090712_065439_000000452080_00378_38508_9910.N1	12-JUL-2009 06:54:39	Bright	45.000	19	50Alp Cyg	1.2460	10500.	90	38508	No
55	GOM_NL__2PRFIN20090712_065914_000000442080_00378_38508_9911.N1	12-JUL-2009 06:59:14	Bright	43.500	89	5Alp Cep	2.4510	8000.0	87	38508	No
56	GOM_NL__2PRFIN20090712_070644_000000492080_00378_38508_9912.N1	12-JUL-2009 07:06:44	Bright	49.000	74	11Bet Cas	2.2680	6600.0	98	38508	No
57	GOM_NL__2PRFIN20090712_070855_000000412080_00378_38508_9913.N1	12-JUL-2009 07:08:55	Bright	41.000	110	37Del Cas	2.6780	8900.0	82	38508	No
58	GOM_NL__2PRFIN20090712_071242_000000362080_00378_38508_9914.N1	12-JUL-2009 07:12:42	Bright	36.000	160	23Gam Per	2.9300	4700.0	72	38508	No
59	GOM_NL__2PRFIN20090712_071603_000000462080_00378_38508_9915.N1	12-JUL-2009 07:16:03	Bright	45.500	73	57Gam1And	2.2600	13100.	91	38508	No
60	GOM_NL__2PRFIN20090712_072937_000000452080_00378_38508_9916.N1	12-JUL-2009 07:29:37	Dark	44.500	94	92Alp Cet	2.5260	3100.0	89	38508	No
61	GOM_NL__2PRFIN20090712_075024_000000602080_00379_38509_9918.N1	12-JUL-2009 07:50:24	Dark	60.000	84	Alp Phe	2.3970	4500.0	120	38509	No
62	GOM_NL__2PRFIN20090712_075627_000000662080_00379_38509_9919.N1	12-JUL-2009 07:56:27	Straylight	65.500	63	Bet Gru	2.1500	2800.0	131	38509	No
63	GOM_NL__2PRFIN20090712_075809_000000512080_00379_38509_9920.N1	12-JUL-2009 07:58:09	Straylight	51.000	31	Alp Gru	1.7340	15200.	102	38509	No
64	GOM_NL__2PRFIN20090712_080119_000000552080_00379_38509_9921.N1	12-JUL-2009 08:01:19	Straylight	55.000	172	Gam Gru	3.0030	13100.	110	38509	No
65	GOM_NL__2PRFIN20090712_082200_000000602080_00379_38509_9922.N1	12-JUL-2009 08:22:00	Bright	60.000	168	17Zet Aql	2.9860	11000.	120	38509	No
66	GOM_NL__2PRFIN20090712_083235_000000432080_00379_38509_9923.N1	12-JUL-2009 08:32:35	Bright	43.000	144	18Del Cyg	2.8600	11000.	86	38509	No
67	GOM_NL__2PRFIN20090712_083514_000000452080_00379_38509_9924.N1	12-JUL-2009 08:35:14	Bright	45.000	19	50Alp Cyg	1.2460	10500.	90	38509	No
68	GOM_NL__2PRFIN20090712_083949_000000432080_00379_38509_9925.N1	12-JUL-2009 08:39:49	Bright	42.500	89	5Alp Cep	2.4510	8000.0	85	38509	No
69	GOM_NL__2PRFIN20090712_084720_000000472080_00379_38509_9926.N1	12-JUL-2009 08:47:20	Bright	46.500	74	11Bet Cas	2.2680	6600.0	93	38509	No
70	GOM_NL__2PRFIN20090712_084930_000000662080_00379_38509_9927.N1	12-JUL-2009 08:49:30	Bright	66.000	110	37Del Cas	2.6780	8900.0	132	38509	No
71	GOM_NL__2PRFIN20090712_085318_000000372080_00379_38509_9928.N1	12-JUL-2009 08:53:18	Bright	37.000	160	23Gam Per	2.9300	4700.0	74	38509	No
72	GOM_NL__2PRFIN20090712_085639_000000462080_00379_38509_9929.N1	12-JUL-2009 08:56:39	Bright	45.500	73	57Gam1And	2.2600	13100.	91	38509	No
73	GOM_NL__2PRFIN20090712_091014_000000442080_00379_38509_9930.N1	12-JUL-2009 09:10:14	Dark	44.000	94	92Alp Cet	2.5260	3100.0	88	38509	No
74	GOM_NL__2PRFIN20090712_093101_000000532080_00380_38510_9929.N1	12-JUL-2009 09:31:01	Dark	52.500	84	Alp Phe	2.3970	4500.0	105	38510	No
75	GOM_NL__2PRFIN20090712_093704_000000612080_00380_38510_9930.N1	12-JUL-2009 09:37:04	Straylight	61.000	63	Bet Gru	2.1500	2800.0	122	38510	No
76	GOM_NL__2PRFIN20090712_093845_000000522080_00380_38510_9931.N1	12-JUL-2009 09:38:45	Straylight	52.000	31	Alp Gru	1.7340	15200.	104	38510	No
77	GOM_NL__2PRFIN20090712_094156_000000552080_00380_38510_9932.N1	12-JUL-2009 09:41:56	Straylight	54.500	172	Gam Gru	3.0030	13100.	109	38510	No
78	GOM_NL__2PRFIN20090712_100235_000000422080_00380_38510_9933.N1	12-JUL-2009 10:02:35	Bright	42.000	168	17Zet Aql	2.9860	11000.	84	38510	No
79	GOM_NL__2PRFIN20090712_101310_000000442080_00380_38510_9934.N1	12-JUL-2009 10:13:10	Bright	43.500	144	18Del Cyg	2.8600	11000.	87	38510	No
80	GOM_NL__2PRFIN20090712_101549_000000502080_00380_38510_9935.N1	12-JUL-2009 10:15:49	Bright	50.000	19	50Alp Cyg	1.2460	10500.	100	38510	No
81	GOM_NL__2PRFIN20090712_102024_000000422080_00380_38510_9936.N1	12-JUL-2009 10:20:24	Bright	42.000	89	5Alp Cep	2.4510	8000.0	84	38510	No
82	GOM_NL__2PRFIN20090712_102755_000000732080_00380_38510_9937.N1	12-JUL-2009 10:27:55	Bright	73.000	74	11Bet Cas	2.2680	6600.0	146	38510	No
83	GOM_NL__2PRFIN20090712_103006_000000412080_00380_38510_9938.N1	12-JUL-2009 10:30:06	Bright	40.500	110	37Del Cas	2.6780	8900.0	81	38510	No
84	GOM_NL__2PRFIN20090712_103353_000000382080_00380_38510_9939.N1	12-JUL-2009 10:33:53	Bright	37.500	160	23Gam Per	2.9300	4700.0	75	38510	No
85	GOM_NL__2PRFIN20090712_103714_000000472080_00380_38510_9940.N1	12-JUL-2009 10:37:14	Bright	46.500	73	57Gam1And	2.2600	13100.	93	38510	No
86	GOM_NL__2PRFIN20090712_105051_000000452080_00380_38510_9941.N1	12-JUL-2009 10:50:51	Dark	44.500	94	92Alp Cet	2.5260	3100.0	89	38510	No
87	GOM_NL__2PRFIN20090712_111138_000000542080_00381_38511_9956.N1	12-JUL-2009 11:11:38	Dark	53.500	84	Alp Phe	2.3970	4500.0	107	38511	No
88	GOM_NL__2PRFIN20090712_111741_000000572080_00381_38511_9957.N1	12-JUL-2009 11:17:41	Straylight	56.500	63	Bet Gru	2.1500	2800.0	113	38511	No
89	GOM_NL__2PRFIN20090712_111922_000000502080_00381_38511_9958.N1	12-JUL-2009 11:19:22	Straylight	49.500	31	Alp Gru	1.7340	15200.	99	38511	No
90	GOM_NL__2PRFIN20090712_112233_000000552080_00381_38511_9959.N1	12-JUL-2009 11:22:33	Straylight	55.000	172	Gam Gru	3.0030	13100.	110	38511	No
91	GOM_NL__2PRFIN20090712_114311_000000382080_00381_38511_9960.N1	12-JUL-2009 11:43:11	Bright	38.000	168	17Zet Aql	2.9860	11000.	76	38511	No
92	GOM_NL__2PRFIN20090712_115346_000000452080_00381_38511_9961.N1	12-JUL-2009 11:53:46	Bright	44.500	144	18Del Cyg	2.8600	11000.	89	38511	No
93	GOM_NL__2PRFIN20090712_115624_000000502080_00381_38511_9962.N1	12-JUL-2009 11:56:24	Bright	50.000	19	50Alp Cyg	1.2460	10500.	100	38511	No
94	GOM_NL__2PRFIN20090712_120059_000000422080_00381_38511_9963.N1	12-JUL-2009 12:00:59	Bright	42.000	89	5Alp Cep	2.4510	8000.0	84	38511	No
95	GOM_NL__2PRFIN20090712_120830_000000492080_00381_38511_9964.N1	12-JUL-2009 12:08:30	Bright	49.000	74	11Bet Cas	2.2680	6600.0	98	38511	No
96	GOM_NL__2PRFIN20090712_121041_000000402080_00381_38511_9965.N1	12-JUL-2009 12:10:41	Bright	40.000	110	37Del Cas	2.6780	8900.0	80	38511	No
97	GOM_NL__2PRFIN20090712_121429_000000382080_00381_38511_9966.N1	12-JUL-2009 12:14:29	Bright	37.500	160	23Gam Per	2.9300	4700.0	75	38511	No
98	GOM_NL__2PRFIN20090712_121750_000000462080_00381_38511_9967.N1	12-JUL-2009 12:17:50	Bright	45.500	73	57Gam1And	2.2600	13100.	91	38511	No
99	GOM_NL__2PRFIN20090712_123127_000000442080_00381_38511_9968.N1	12-JUL-2009 12:31:27	Dark	44.000	94	92Alp Cet	2.5260	3100.0	88	38511	No
100	GOM_NL__2PRFIN20090712_125215_000000542080_00382_38512_9961.N1	12-JUL-2009 12:52:15	Dark	54.000	84	Alp Phe	2.3970	4500.0	108	38512	No
101	GOM_NL__2PRFIN20090712_125817_000000562080_00382_38512_9962.N1	12-JUL-2009 12:58:17	Straylight	56.000	63	Bet Gru	2.1500	2800.0	112	38512	No

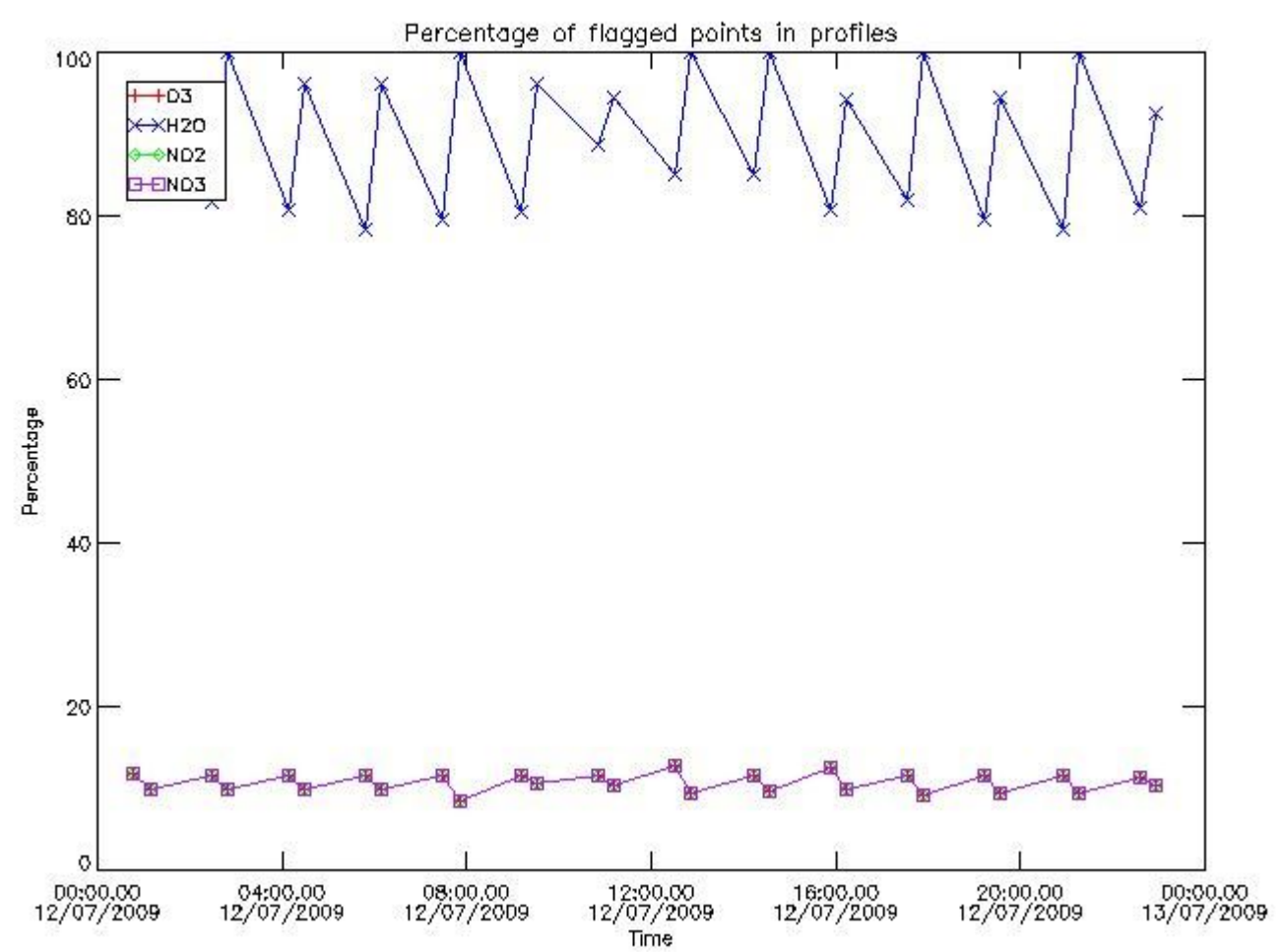
102	GOM_NL__2PRFIN20090712_125959_000000492080_00382_38512_9963.N1	12-JUL-2009 12:59:59	Straylight	49.000	31	Alp Gru	1.7340	15200.	98	38512	No
103	GOM_NL__2PRFIN20090712_130310_000000562080_00382_38512_9964.N1	12-JUL-2009 13:03:10	Straylight	55.500	172	Gam Gru	3.0030	13100.	111	38512	No
104	GOM_NL__2PRFIN20090712_132347_000000422080_00382_38512_9965.N1	12-JUL-2009 13:23:47	Bright	42.000	168	17Zet Aql	2.9860	11000.	84	38512	No
105	GOM_NL__2PRFIN20090712_133421_000000432080_00382_38512_9966.N1	12-JUL-2009 13:34:21	Bright	43.000	144	18Del Cyg	2.8600	11000.	86	38512	No
106	GOM_NL__2PRFIN20090712_133659_000000542080_00382_38512_9967.N1	12-JUL-2009 13:36:59	Bright	54.000	19	50Alp Cyg	1.2460	10500.	108	38512	No
107	GOM_NL__2PRFIN20090712_134135_000000412080_00382_38512_9968.N1	12-JUL-2009 13:41:35	Bright	41.000	89	5Alp Cep	2.4510	8000.0	82	38512	No
108	GOM_NL__2PRFIN20090712_134905_000000522080_00382_38512_9969.N1	12-JUL-2009 13:49:05	Bright	51.500	74	11Bet Cas	2.2680	6600.0	103	38512	No
109	GOM_NL__2PRFIN20090712_135117_000000422080_00382_38512_9970.N1	12-JUL-2009 13:51:17	Bright	41.500	110	37Del Cas	2.6780	8900.0	83	38512	No
110	GOM_NL__2PRFIN20090712_135505_000000382080_00382_38512_9971.N1	12-JUL-2009 13:55:05	Bright	37.500	160	23Gam Per	2.9300	4700.0	75	38512	No
111	GOM_NL__2PRFIN20090712_135826_000000462080_00382_38512_9972.N1	12-JUL-2009 13:58:26	Bright	46.000	73	57Gam1And	2.2600	13100.	92	38512	No
112	GOM_NL__2PRFIN20090712_141204_000000442080_00382_38512_9973.N1	12-JUL-2009 14:12:04	Dark	44.000	94	92Alp Cet	2.5260	3100.0	88	38512	No
113	GOM_NL__2PRFIN20090712_143252_000000532080_00383_38513_9980.N1	12-JUL-2009 14:32:52	Dark	53.000	84	Alp Phe	2.3970	4500.0	106	38513	No
114	GOM_NL__2PRFIN20090712_143854_000000512080_00383_38513_9981.N1	12-JUL-2009 14:38:54	Straylight	51.000	63	Bet Gru	2.1500	2800.0	102	38513	No
115	GOM_NL__2PRFIN20090712_144035_000000492080_00383_38513_9982.N1	12-JUL-2009 14:40:35	Straylight	49.000	31	Alp Gru	1.7340	15200.	98	38513	No
116	GOM_NL__2PRFIN20090712_144347_000000532080_00383_38513_9983.N1	12-JUL-2009 14:43:47	Straylight	53.000	172	Gam Gru	3.0030	13100.	106	38513	No
117	GOM_NL__2PRFIN20090712_150422_000000402080_00383_38513_9984.N1	12-JUL-2009 15:04:22	Bright	39.500	168	17Zet Aql	2.9860	11000.	79	38513	No
118	GOM_NL__2PRFIN20090712_151456_000000432080_00383_38513_9985.N1	12-JUL-2009 15:14:56	Bright	42.500	144	18Del Cyg	2.8600	11000.	85	38513	No
119	GOM_NL__2PRFIN20090712_151734_000000502080_00383_38513_9986.N1	12-JUL-2009 15:17:34	Bright	50.000	19	50Alp Cyg	1.2460	10500.	100	38513	No
120	GOM_NL__2PRFIN20090712_152210_000000482080_00383_38513_9987.N1	12-JUL-2009 15:22:10	Bright	47.500	89	5Alp Cep	2.4510	8000.0	95	38513	No
121	GOM_NL__2PRFIN20090712_152941_000000512080_00383_38513_9988.N1	12-JUL-2009 15:29:41	Bright	51.000	74	11Bet Cas	2.2680	6600.0	102	38513	No
122	GOM_NL__2PRFIN20090712_153152_000000432080_00383_38513_9989.N1	12-JUL-2009 15:31:52	Bright	42.500	110	37Del Cas	2.6780	8900.0	85	38513	No
123	GOM_NL__2PRFIN20090712_153541_000000372080_00383_38513_9990.N1	12-JUL-2009 15:35:41	Bright	36.500	160	23Gam Per	2.9300	4700.0	73	38513	No
124	GOM_NL__2PRFIN20090712_153902_000000462080_00383_38513_9991.N1	12-JUL-2009 15:39:02	Bright	46.000	73	57Gam1And	2.2600	13100.	92	38513	No
125	GOM_NL__2PRFIN20090712_155240_000000452080_00383_38513_9992.N1	12-JUL-2009 15:52:40	Dark	44.500	94	92Alp Cet	2.5260	3100.0	89	38513	No
126	GOM_NL__2PRFIN20090712_161330_000000522080_00384_38514_9995.N1	12-JUL-2009 16:13:30	Dark	51.500	84	Alp Phe	2.3970	4500.0	103	38514	No
127	GOM_NL__2PRFIN20090712_161931_000000502080_00384_38514_9996.N1	12-JUL-2009 16:19:31	Straylight	50.000	63	Bet Gru	2.1500	2800.0	100	38514	No
128	GOM_NL__2PRFIN20090712_162112_000000482080_00384_38514_9997.N1	12-JUL-2009 16:21:12	Straylight	47.500	31	Alp Gru	1.7340	15200.	95	38514	No
129	GOM_NL__2PRFIN20090712_162424_000000562080_00384_38514_9998.N1	12-JUL-2009 16:24:24	Straylight	55.500	172	Gam Gru	3.0030	13100.	111	38514	No
130	GOM_NL__2PRFIN20090712_164458_000000422080_00384_38514_9999.N1	12-JUL-2009 16:44:58	Bright	41.500	168	17Zet Aql	2.9860	11000.	83	38514	No
131	GOM_NL__2PRFIN20090712_165532_000000452080_00384_38514_0000.N1	12-JUL-2009 16:55:32	Bright	44.500	144	18Del Cyg	2.8600	11000.	89	38514	No
132	GOM_NL__2PRFIN20090712_165809_000000532080_00384_38514_0001.N1	12-JUL-2009 16:58:09	Bright	52.500	19	50Alp Cyg	1.2460	10500.	105	38514	No
133	GOM_NL__2PRFIN20090712_170246_000000412080_00384_38514_0002.N1	12-JUL-2009 17:02:46	Bright	41.000	89	5Alp Cep	2.4510	8000.0	82	38514	No
134	GOM_NL__2PRFIN20090712_171016_000000472080_00384_38514_0003.N1	12-JUL-2009 17:10:16	Bright	46.500	74	11Bet Cas	2.2680	6600.0	93	38514	No
135	GOM_NL__2PRFIN20090712_171228_000000662080_00384_38514_0004.N1	12-JUL-2009 17:12:28	Bright	65.500	110	37Del Cas	2.6780	8900.0	131	38514	No
136	GOM_NL__2PRFIN20090712_171617_000000512080_00384_38514_0005.N1	12-JUL-2009 17:16:17	Bright	50.500	160	23Gam Per	2.9300	4700.0	101	38514	No
137	GOM_NL__2PRFIN20090712_171938_000000472080_00384_38514_0006.N1	12-JUL-2009 17:19:38	Bright	46.500	73	57Gam1And	2.2600	13100.	93	38514	No
138	GOM_NL__2PRFIN20090712_173317_000000452080_00384_38514_0007.N1	12-JUL-2009 17:33:17	Dark	44.500	94	92Alp Cet	2.5260	3100.0	89	38514	No
139	GOM_NL__2PRFIN20090712_175407_000000562080_00385_38515_0010.N1	12-JUL-2009 17:54:07	Dark	55.500	84	Alp Phe	2.3970	4500.0	111	38515	No
140	GOM_NL__2PRFIN20090712_180008_000000552080_00385_38515_0011.N1	12-JUL-2009 18:00:08	Straylight	54.500	63	Bet Gru	2.1500	2800.0	109	38515	No
141	GOM_NL__2PRFIN20090712_180149_000000492080_00385_38515_0012.N1	12-JUL-2009 18:01:49	Straylight	48.500	31	Alp Gru	1.7340	15200.	97	38515	No
142	GOM_NL__2PRFIN20090712_180500_000000522080_00385_38515_0013.N1	12-JUL-2009 18:05:00	Straylight	52.000	172	Gam Gru	3.0030	13100.	104	38515	No
143	GOM_NL__2PRFIN20090712_182534_000000422080_00385_38515_0014.N1	12-JUL-2009 18:25:34	Bright	42.000	168	17Zet Aql	2.9860	11000.	84	38515	No
144	GOM_NL__2PRFIN20090712_183607_000000452080_00385_38515_0015.N1	12-JUL-2009 18:36:07	Bright	44.500	144	18Del Cyg	2.8600	11000.	89	38515	No
145	GOM_NL__2PRFIN20090712_183844_000000542080_00385_38515_0016.N1	12-JUL-2009 18:38:44	Bright	54.000	19	50Alp Cyg	1.2460	10500.	108	38515	No
146	GOM_NL__2PRFIN20090712_184321_000000482080_00385_38515_0017.N1	12-JUL-2009 18:43:21	Bright	47.500	89	5Alp Cep	2.4510	8000.0	95	38515	No
147	GOM_NL__2PRFIN20090712_185051_000000502080_00385_38515_0018.N1	12-JUL-2009 18:50:51	Bright	49.500	74	11Bet Cas	2.2680	6600.0	99	38515	No
148	GOM_NL__2PRFIN20090712_185303_000000452080_00385_38515_0019.N1	12-JUL-2009 18:53:03	Bright	44.500	110	37Del Cas	2.6780	8900.0	89	38515	No
149	GOM_NL__2PRFIN20090712_185652_000000362080_00385_38515_0020.N1	12-JUL-2009 18:56:52	Bright	36.000	160	23Gam Per	2.9300	4700.0	72	38515	No
150	GOM_NL__2PRFIN20090712_190013_000000462080_00385_38515_0021.N1	12-JUL-2009 19:00:13	Bright	46.000	73	57Gam1And	2.2600	13100.	92	38515	No
151	GOM_NL__2PRFIN20090712_191354_000000452080_00385_38515_0022.N1	12-JUL-2009 19:13:54	Dark	44.500	94	92Alp Cet	2.5260	3100.0	89	38515	No
152	GOM_NL__2PRFIN20090712_193444_000000552080_00386_38516_0047.N1	12-JUL-2009 19:34:44	Dark	54.500	84	Alp Phe	2.3970	4500.0	109	38516	No
153	GOM_NL__2PRFIN20090712_194045_000000542080_00386_38516_0048.N1	12-JUL-2009 19:40:45	Straylight	53.500	63	Bet Gru	2.1500	2800.0	107	38516	No
154	GOM_NL__2PRFIN20090712_194226_000000472080_00386_38516_0049.N1	12-JUL-2009 19:42:26	Straylight	46.500	31	Alp Gru	1.7340	15200.	93	38516	No
155	GOM_NL__2PRFIN20090712_194537_000000532080_00386_38516_0050.N1	12-JUL-2009 19:45:37	Straylight	53.000	172	Gam Gru	3.0030	13100.	106	38516	No
156	GOM_NL__2PRFIN20090712_200610_000000422080_00386_38516_0051.N1	12-JUL-2009 20:06:10	Bright	41.500	168	17Zet Aql	2.9860	11000.	83	38516	No
157	GOM_NL__2PRFIN20090712_201642_000000432080_00386_38516_0052.N1	12-JUL-2009 20:16:42	Bright	42.500	144	18Del Cyg	2.8600	11000.	85	38516	No
158	GOM_NL__2PRFIN20090712_201919_000000542080_00386_38516_0053.N1	12-JUL-2009 20:19:19	Bright	54.000	19	50Alp Cyg	1.2460	10500.	108	38516	No
159	GOM_NL__2PRFIN20090712_202356_000000412080_00386_38516_0054.N1	12-JUL-2009 20:23:56	Bright	41.000	89	5Alp Cep	2.4510	8000.0	82	38516	No
160	GOM_NL__2PRFIN20090712_203126_000000502080_00386_38516_0055.N1	12-JUL-2009 20:31:26	Bright	50.000	74	11Bet Cas	2.2680	6600.0	100	38516	No

161	GOM_NL__2PRFIN20090712_203339_000000422080_00386_38516_0056.N1	12-JUL-2009 20:33:39	Bright	41.500	110	37Del Cas	2.6780	8900.0	83	38516	No
162	GOM_NL__2PRFIN20090712_203728_000000372080_00386_38516_0057.N1	12-JUL-2009 20:37:28	Bright	36.500	160	23Gam Per	2.9300	4700.0	73	38516	No
163	GOM_NL__2PRFIN20090712_204049_000000462080_00386_38516_0058.N1	12-JUL-2009 20:40:49	Bright	45.500	73	57Gam1And	2.2600	13100.	91	38516	No
164	GOM_NL__2PRFIN20090712_205430_000000452080_00386_38516_0059.N1	12-JUL-2009 20:54:30	Dark	44.500	94	92Alp Cet	2.5260	3100.0	89	38516	No
165	GOM_NL__2PRFIN20090712_211521_000000552080_00387_38517_0065.N1	12-JUL-2009 21:15:21	Dark	54.500	84	Alp Phe	2.3970	4500.0	109	38517	No
166	GOM_NL__2PRFIN20090712_212121_000000642080_00387_38517_0066.N1	12-JUL-2009 21:21:21	Straylight	64.000	63	Bet Gru	2.1500	2800.0	128	38517	No
167	GOM_NL__2PRFIN20090712_212302_000000492080_00387_38517_0067.N1	12-JUL-2009 21:23:02	Straylight	49.000	31	Alp Gru	1.7340	15200.	98	38517	No
168	GOM_NL__2PRFIN20090712_212614_000000562080_00387_38517_0068.N1	12-JUL-2009 21:26:14	Straylight	56.000	172	Gam Gru	3.0030	13100.	112	38517	No
169	GOM_NL__2PRFIN20090712_214645_000000392080_00387_38517_0069.N1	12-JUL-2009 21:46:45	Bright	39.000	168	17Zet Aql	2.9860	11000.	78	38517	No
170	GOM_NL__2PRFIN20090712_215718_000000442080_00387_38517_0070.N1	12-JUL-2009 21:57:18	Bright	43.500	144	18Del Cyg	2.8600	11000.	87	38517	No
171	GOM_NL__2PRFIN20090712_215954_000000532080_00387_38517_0071.N1	12-JUL-2009 21:59:54	Bright	52.500	19	50Alp Cyg	1.2460	10500.	105	38517	No
172	GOM_NL__2PRFIN20090712_220432_000000412080_00387_38517_0072.N1	12-JUL-2009 22:04:32	Bright	41.000	89	5Alp Cep	2.4510	8000.0	82	38517	No
173	GOM_NL__2PRFIN20090712_221202_000000712080_00387_38517_0073.N1	12-JUL-2009 22:12:02	Bright	71.000	74	11Bet Cas	2.2680	6600.0	142	38517	No
174	GOM_NL__2PRFIN20090712_221415_000000432080_00387_38517_0074.N1	12-JUL-2009 22:14:15	Bright	42.500	110	37Del Cas	2.6780	8900.0	85	38517	No
175	GOM_NL__2PRFIN20090712_221804_000000372080_00387_38517_0075.N1	12-JUL-2009 22:18:04	Bright	37.000	160	23Gam Per	2.9300	4700.0	74	38517	No
176	GOM_NL__2PRFIN20090712_222125_000000472080_00387_38517_0076.N1	12-JUL-2009 22:21:25	Bright	46.500	73	57Gam1And	2.2600	13100.	93	38517	No
177	GOM_NL__2PRFIN20090712_223507_000000452080_00387_38517_0077.N1	12-JUL-2009 22:35:07	Dark	44.500	94	92Alp Cet	2.5260	3100.0	89	38517	No
178	GOM_NL__2PRFIN20090712_225558_000000542080_00388_38518_0082.N1	12-JUL-2009 22:55:58	Dark	53.500	84	Alp Phe	2.3970	4500.0	107	38518	No
179	GOM_NL__2PRFIN20090712_230158_000000632080_00388_38518_0083.N1	12-JUL-2009 23:01:58	Straylight	62.500	63	Bet Gru	2.1500	2800.0	125	38518	No
180	GOM_NL__2PRFIN20090712_230339_000000552080_00388_38518_0084.N1	12-JUL-2009 23:03:39	Straylight	54.500	31	Alp Gru	1.7340	15200.	109	38518	No
181	GOM_NL__2PRFIN20090712_230650_000000552080_00388_38518_0085.N1	12-JUL-2009 23:06:50	Straylight	54.500	172	Gam Gru	3.0030	13100.	109	38518	No
182	GOM_NL__2PRFIN20090712_232721_000000392080_00388_38518_0086.N1	12-JUL-2009 23:27:21	Bright	39.000	168	17Zet Aql	2.9860	11000.	78	38518	No
183	GOM_NL__2PRFIN20090712_233753_000000442080_00388_38518_0087.N1	12-JUL-2009 23:37:53	Bright	43.500	144	18Del Cyg	2.8600	11000.	87	38518	No
184	GOM_NL__2PRFIN20090712_234029_000000542080_00388_38518_0088.N1	12-JUL-2009 23:40:29	Bright	54.000	19	50Alp Cyg	1.2460	10500.	108	38518	No
185	GOM_NL__2PRFIN20090712_234507_000000422080_00388_38518_0089.N1	12-JUL-2009 23:45:07	Bright	41.500	89	5Alp Cep	2.4510	8000.0	83	38518	No
186	GOM_NL__2PRFIN20090712_235237_000000732080_00388_38518_0090.N1	12-JUL-2009 23:52:37	Bright	73.000	74	11Bet Cas	2.2680	6600.0	146	38518	No
187	GOM_NL__2PRFIN20090712_235450_000000412080_00388_38518_0091.N1	12-JUL-2009 23:54:50	Bright	41.000	110	37Del Cas	2.6780	8900.0	82	38518	No
188	GOM_NL__2PRFIN20090712_235839_000000372080_00388_38518_0092.N1	12-JUL-2009 23:58:39	Bright	36.500	160	23Gam Per	2.9300	4700.0	73	38518	No

### 3. Quality information per product

In this section it is plotted some information contained in the Quality Summary data set of the level 2 products. Only products in dark limb conditions and without errors (error flag in the MPH set to "0") are used.

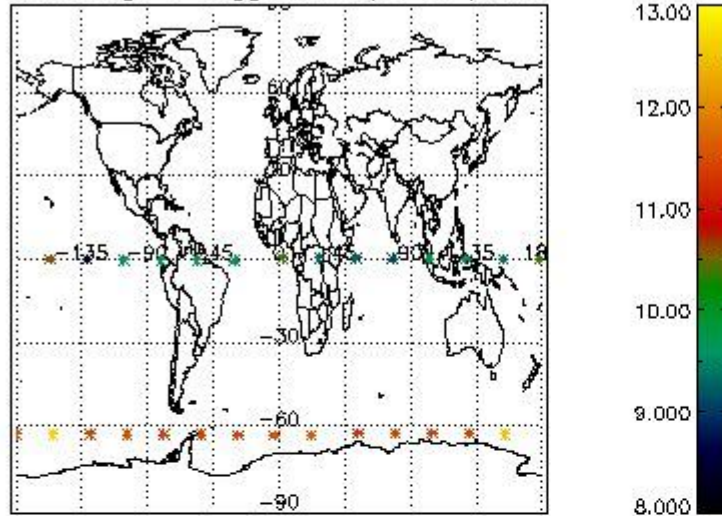
#### 3.1 Plot quality information per product (time dependant)



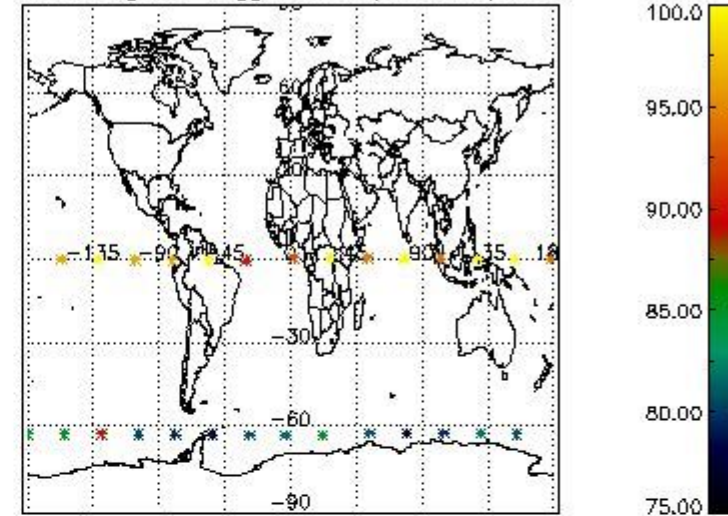
3.2 Plot quality information per product (world map)



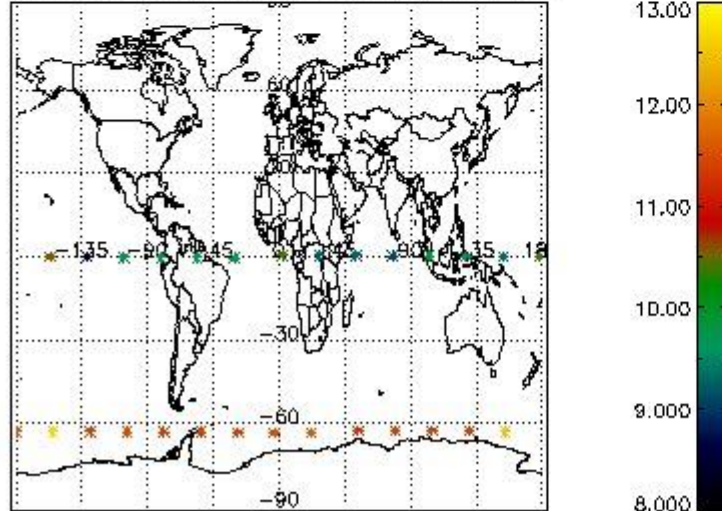
Percentage of flagged data per O3 profile



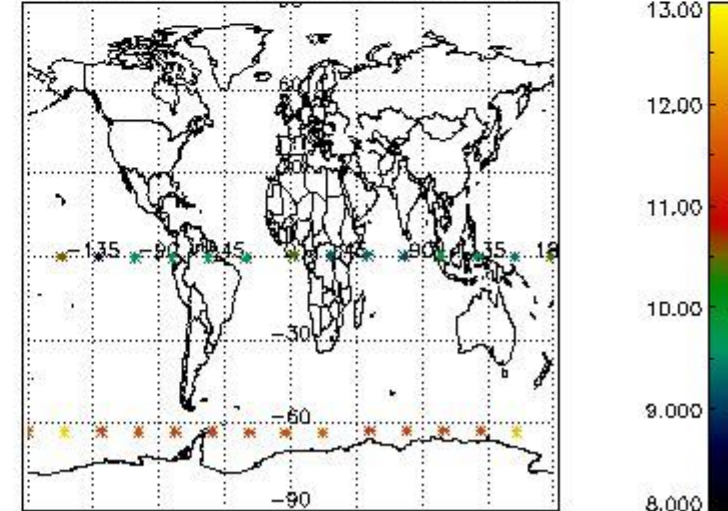
Percentage of flagged data per H2O profile



Percentage of flagged data per NO2 profile



Percentage of flagged data per NO3 profile

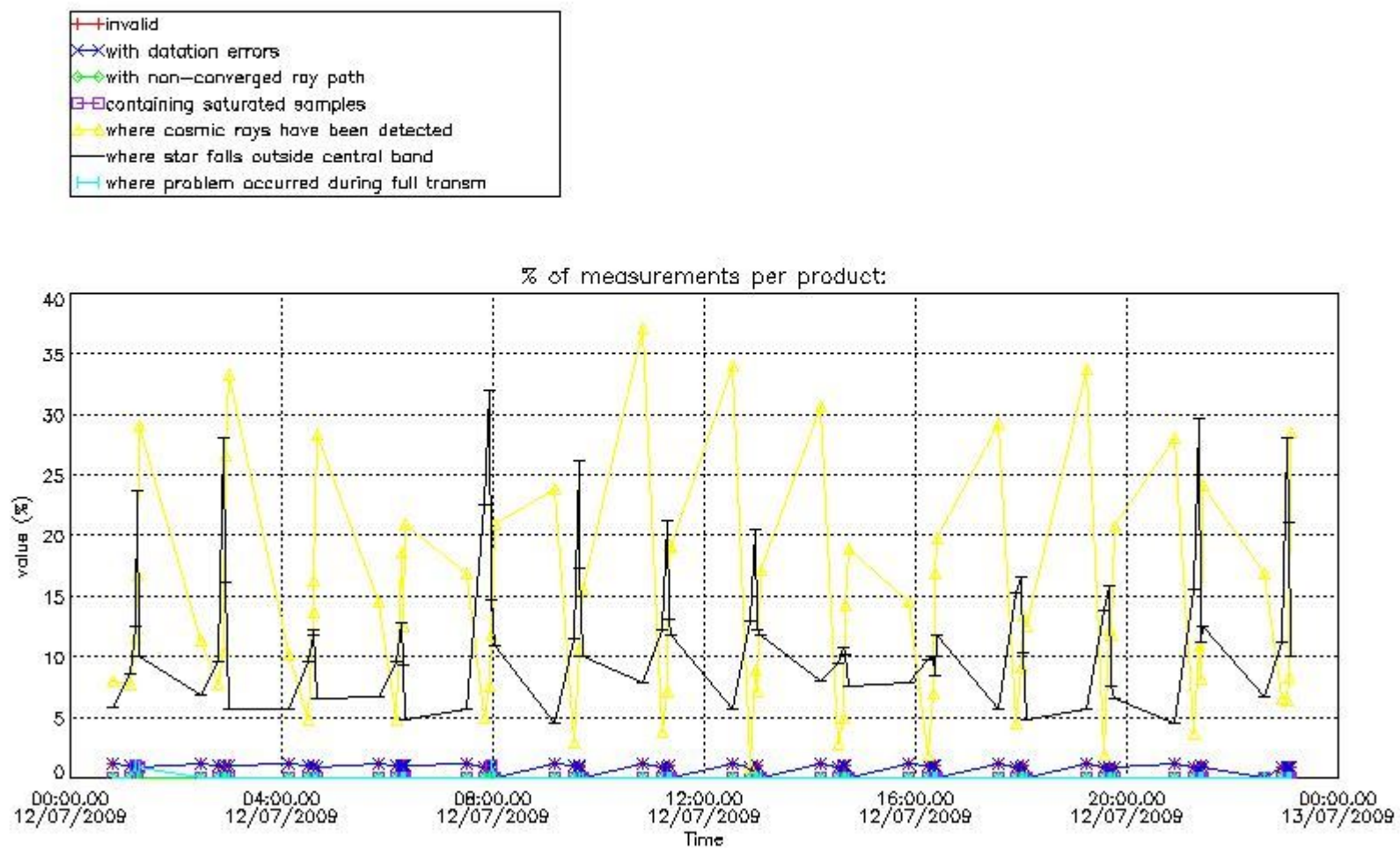


#### 4. Level 1 quality information per product

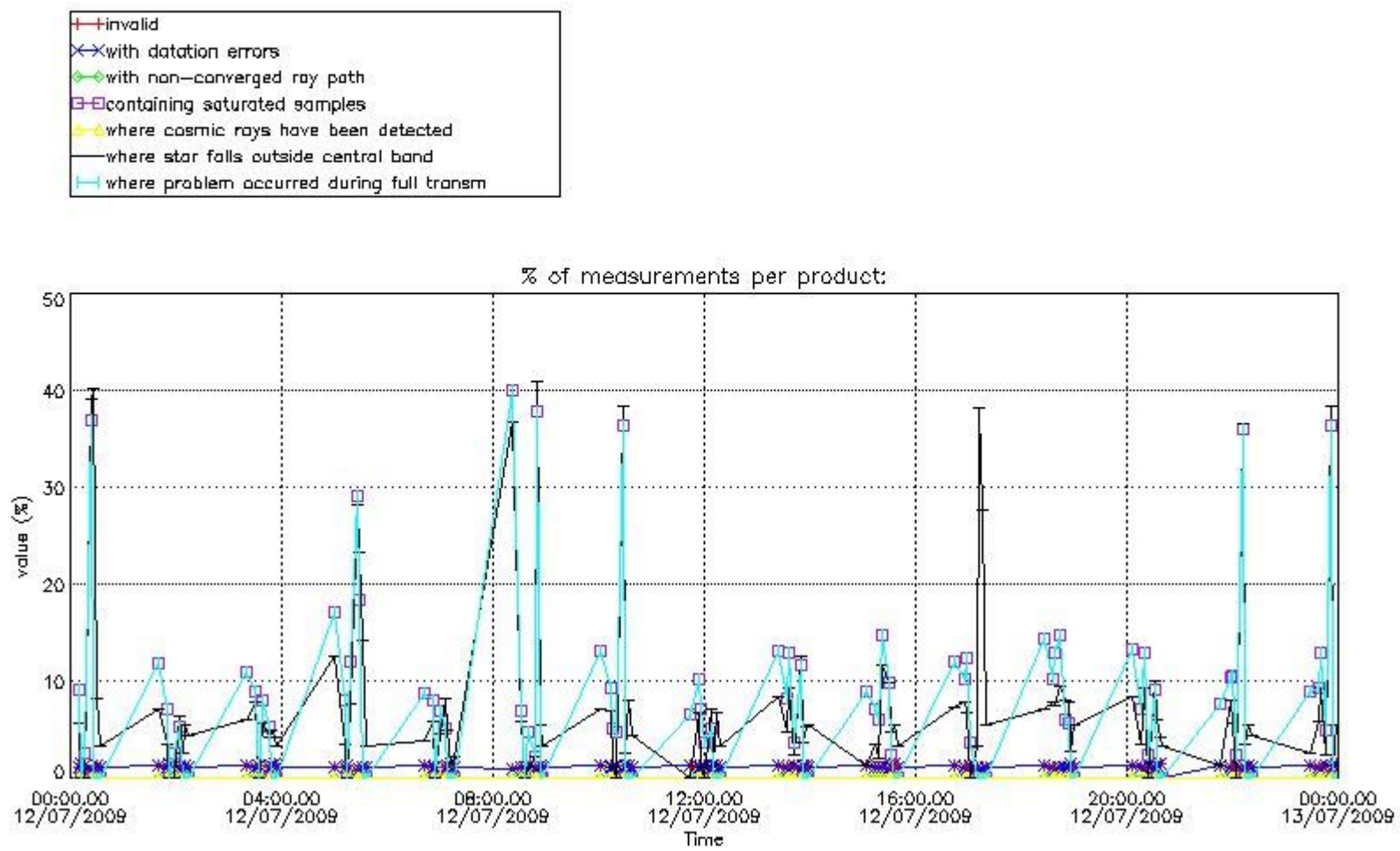
In this section it is plotted some information contained in the Quality Summary data set of the level 2 products that comes from the level 1b processing. Products without errors (error flag in the MPH set to "0") are used.

##### 4.1 Plot quality information per product (time dependant) coming from level 1b processing

###### 4.1.1 Plot level 1 quality information per product (time dependant): ENVISAT ASCENDING passes



4.1.2 Plot level 1 quality information per product (time dependant): ENVI SAT DESCENDING passes

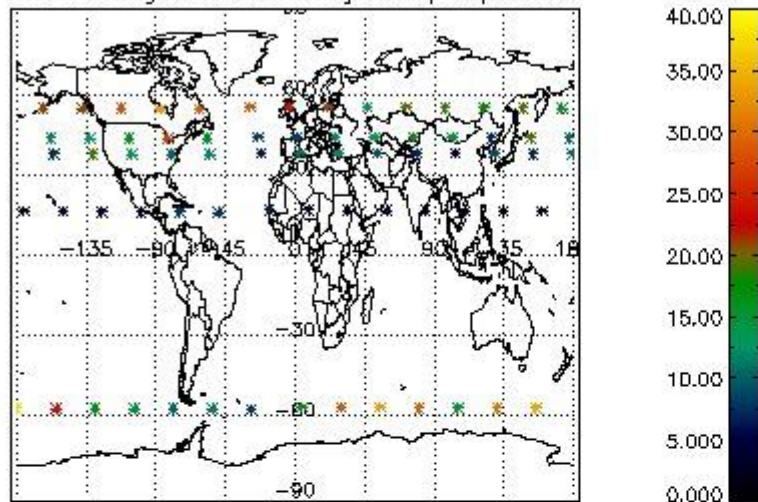


#### 4.2 Plot quality information per product coming from level 1b processing (world map)

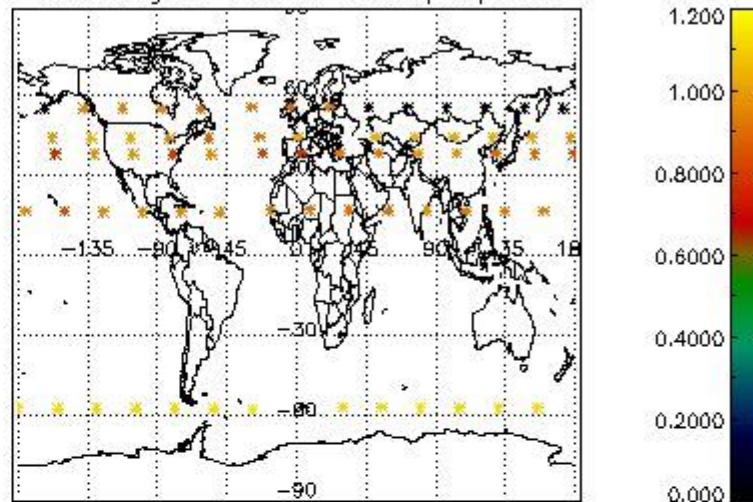
##### 4.2.1 Plot level 1 quality information per product (world map): ENVISAT ASCENDING passes



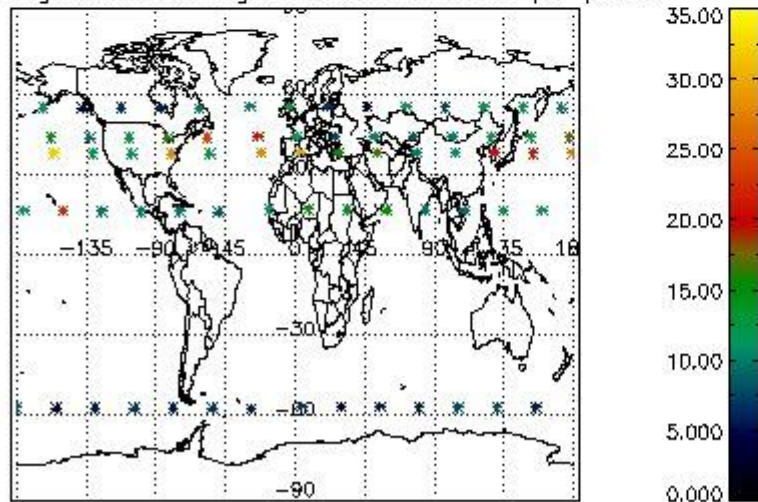
Percentage of cosmic ray hits per profile



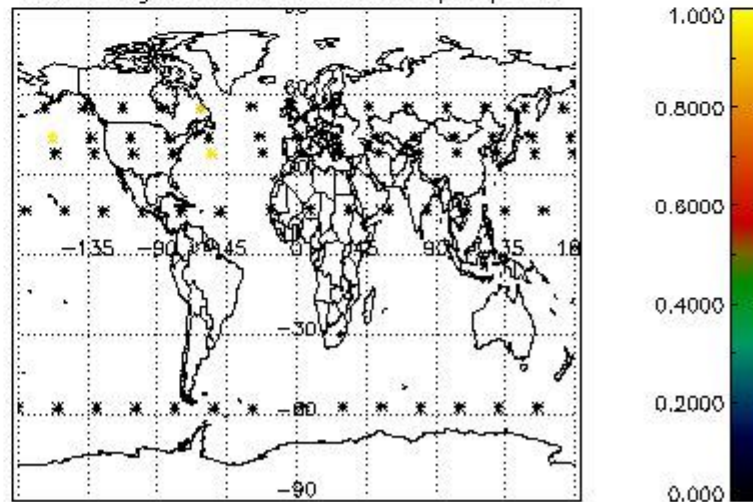
Percentage of datation errors per profile



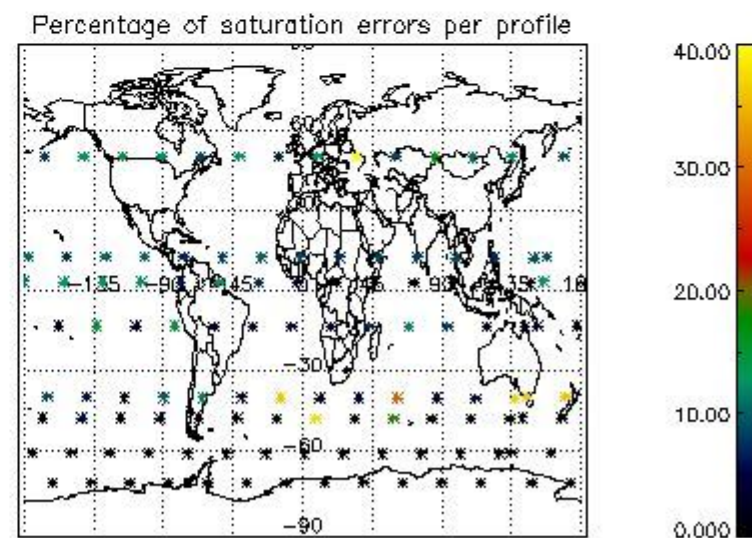
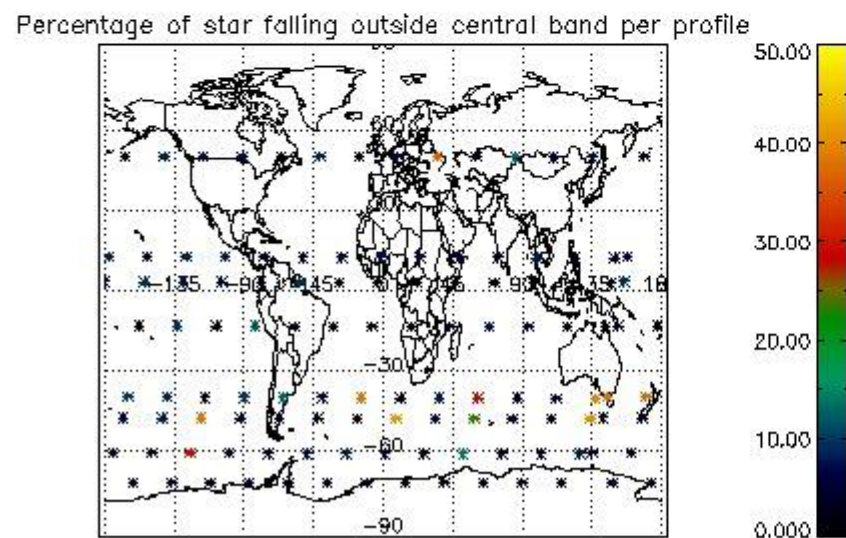
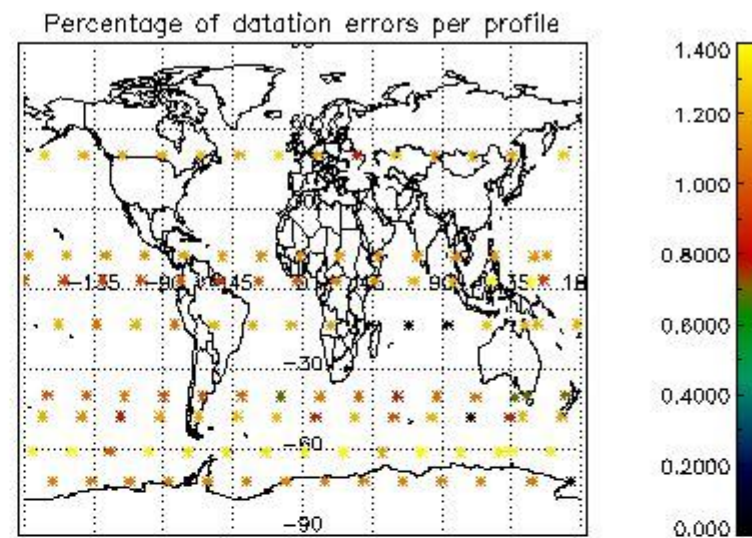
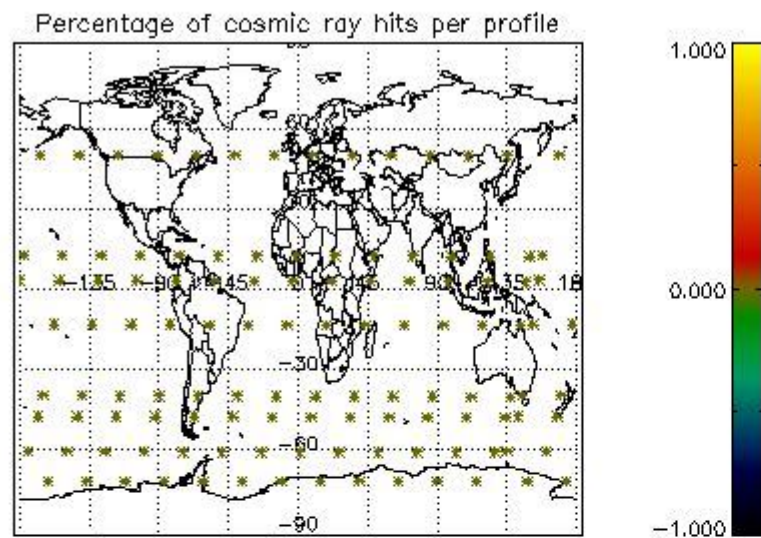
Percentage of star falling outside central band per profile



Percentage of saturation errors per profile



4.2.2 Plot level 1 quality information per product (world map): ENVISAT DESCENDING passes



## 5. Trace gas profiles

### 5.1 Ozone statistics based on quality of products

The final quality of the products can be "measured" using the STD (Standard Deviation) attached to every point profile. This information is written to the parameter GOM\_NL\_\_2P/NL\_LOCAL\_SPECIES\_DENSITY/o3\_std of the level 2 products. The table below shows the statistics for given STD ranges.

The statistics are given with respect to the overall valid production:

- Products without fatal errors: GOM\_NL\_\_2P/MPH/PRODUCT\_ERR=0
- Valid point profile: GOM\_NL\_\_2P/NL\_LOCAL\_SPECIES\_DENSITY/pcd(0)=0

The 'Criteria' is applied to valid points of dark limb products:

- Products in dark limb illumination condition: GOM\_NL\_\_2P/NL\_SUMMARY\_QUALITY/obs\_ill\_cond=0
- Products without fatal errors: GOM\_NL\_\_2P/MPH/PRODUCT\_ERR=0
- Valid point profile: GOM\_NL\_\_2P/NL\_LOCAL\_SPECIES\_DENSITY/pcd(0)=0

So, the table below shows the percentage of dark limb and valid observations for each criteria with respect to the overall valid daily observations.

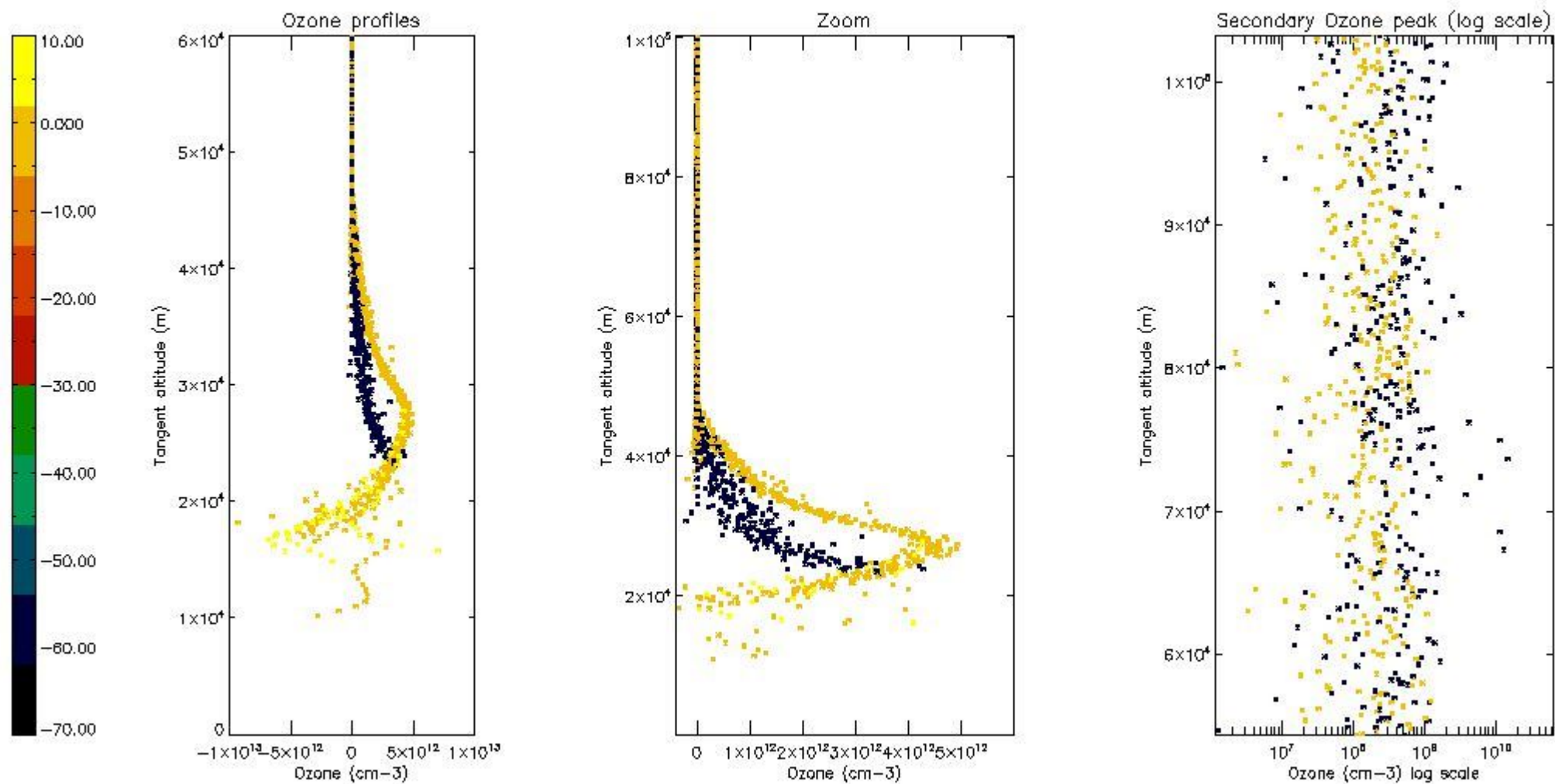
Criteria	% of total production
All STD	16
STD < 20	3



STD < 10	2
STD < 5	0

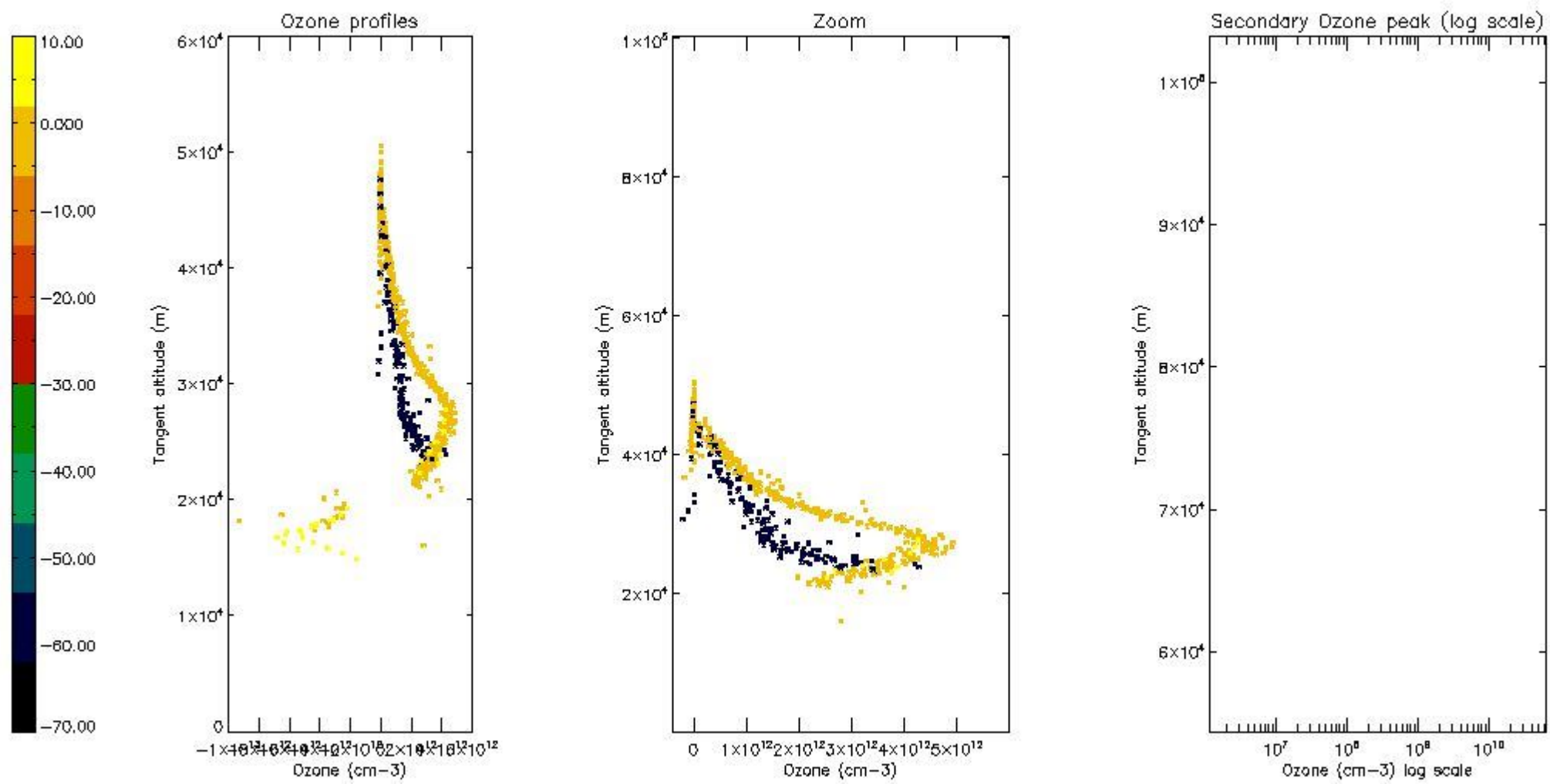
5.2 Plot ozone profiles for all STD (dark without errors)

The colorbar represents the latitude.



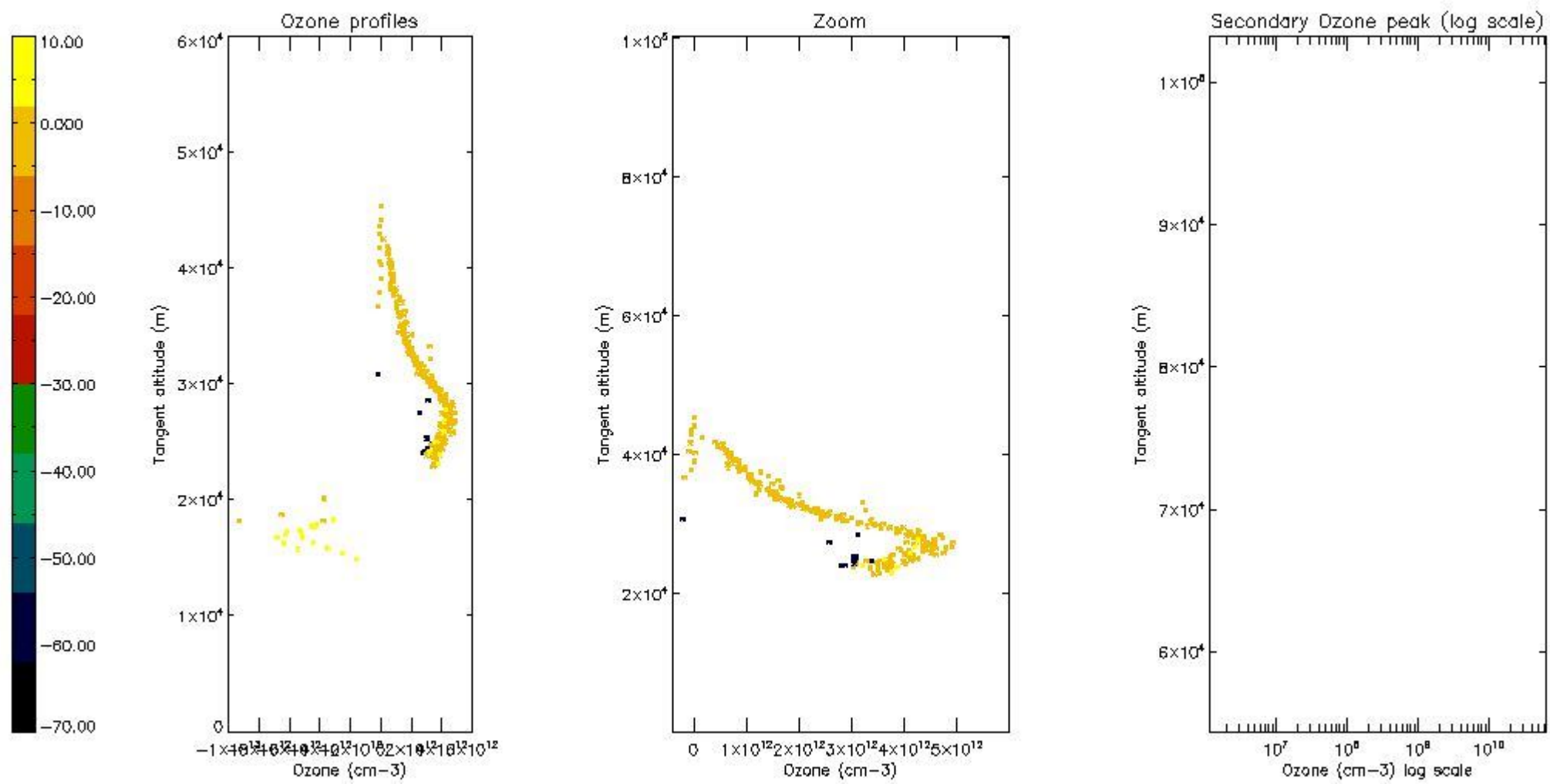
5.3 Plot ozone profiles where STD < 20% (dark without errors)

The colorbar represents the latitude.



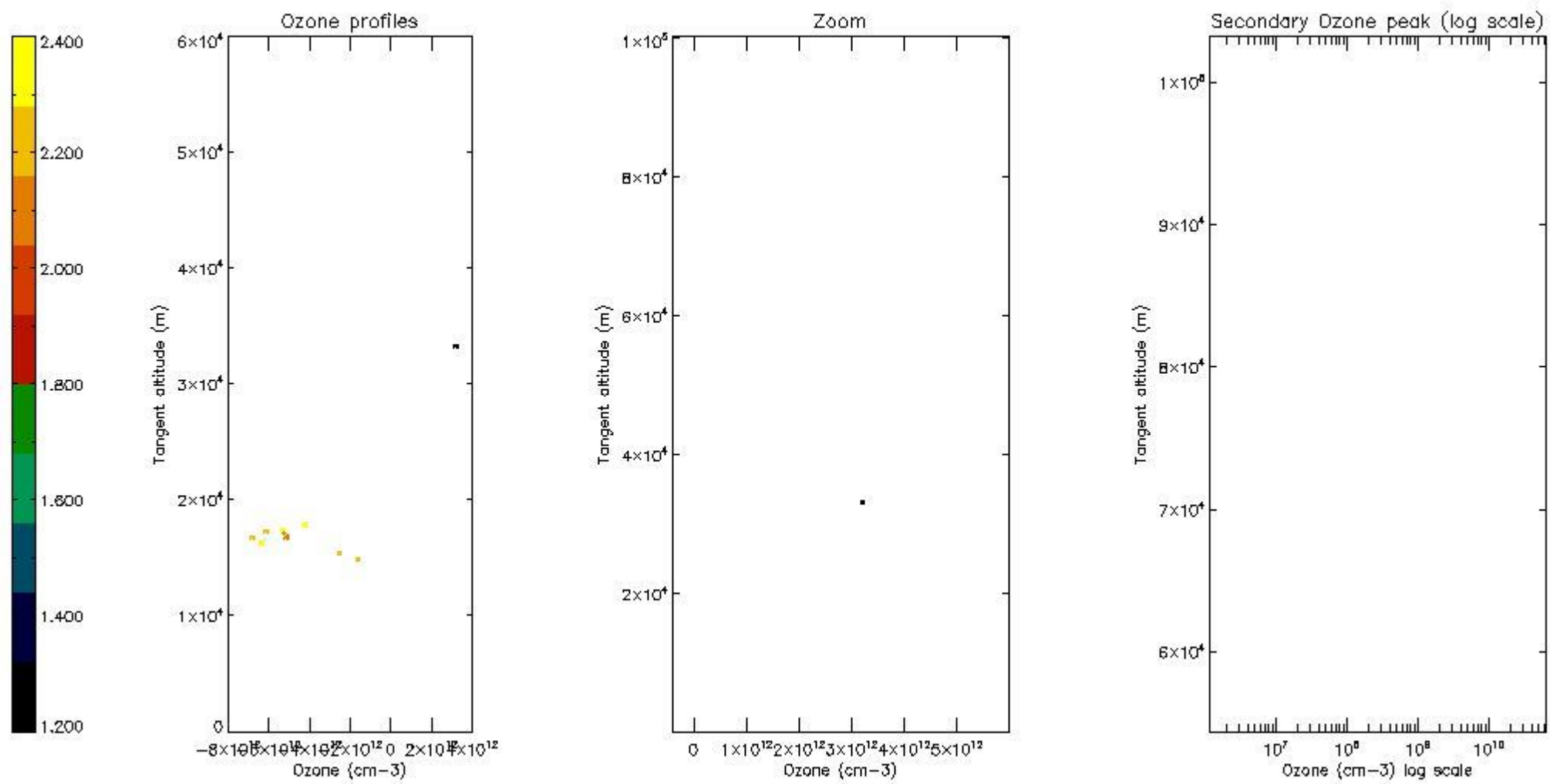
*5.4 Plot ozone profiles where STD < 10% (dark without errors)*

The colorbar represents the latitude.



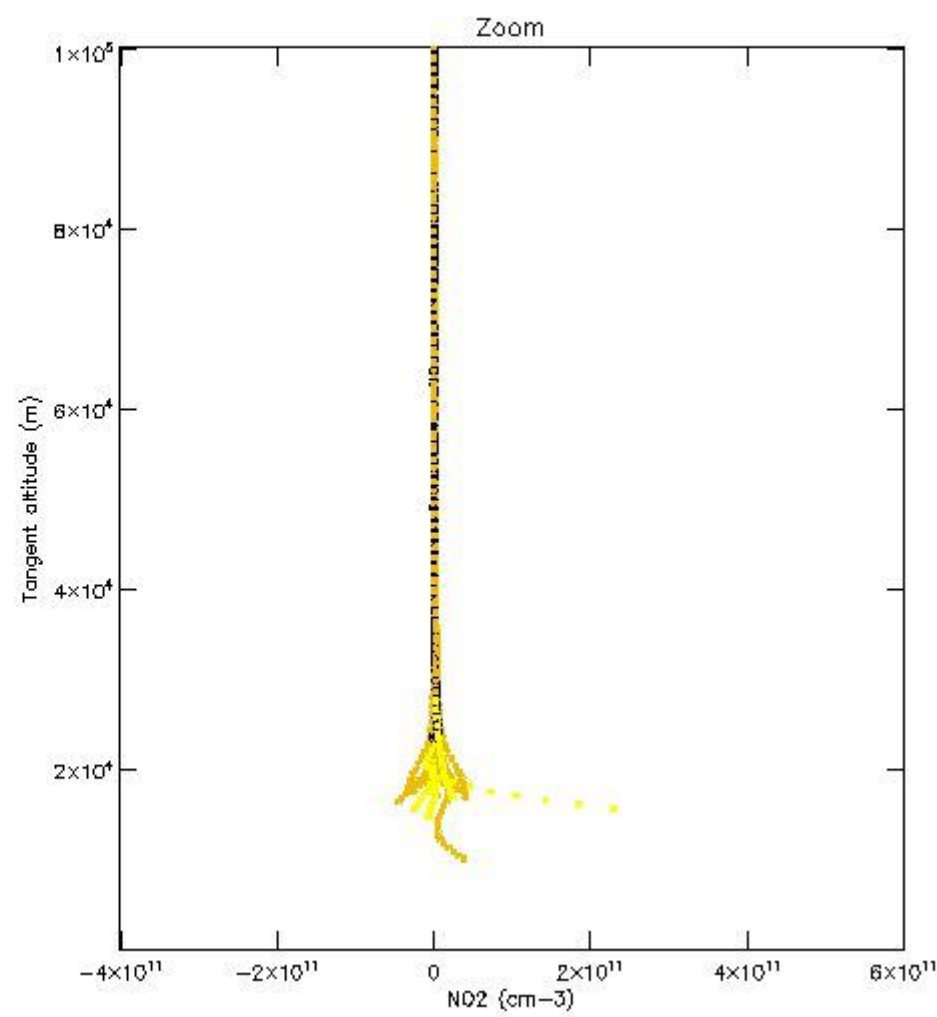
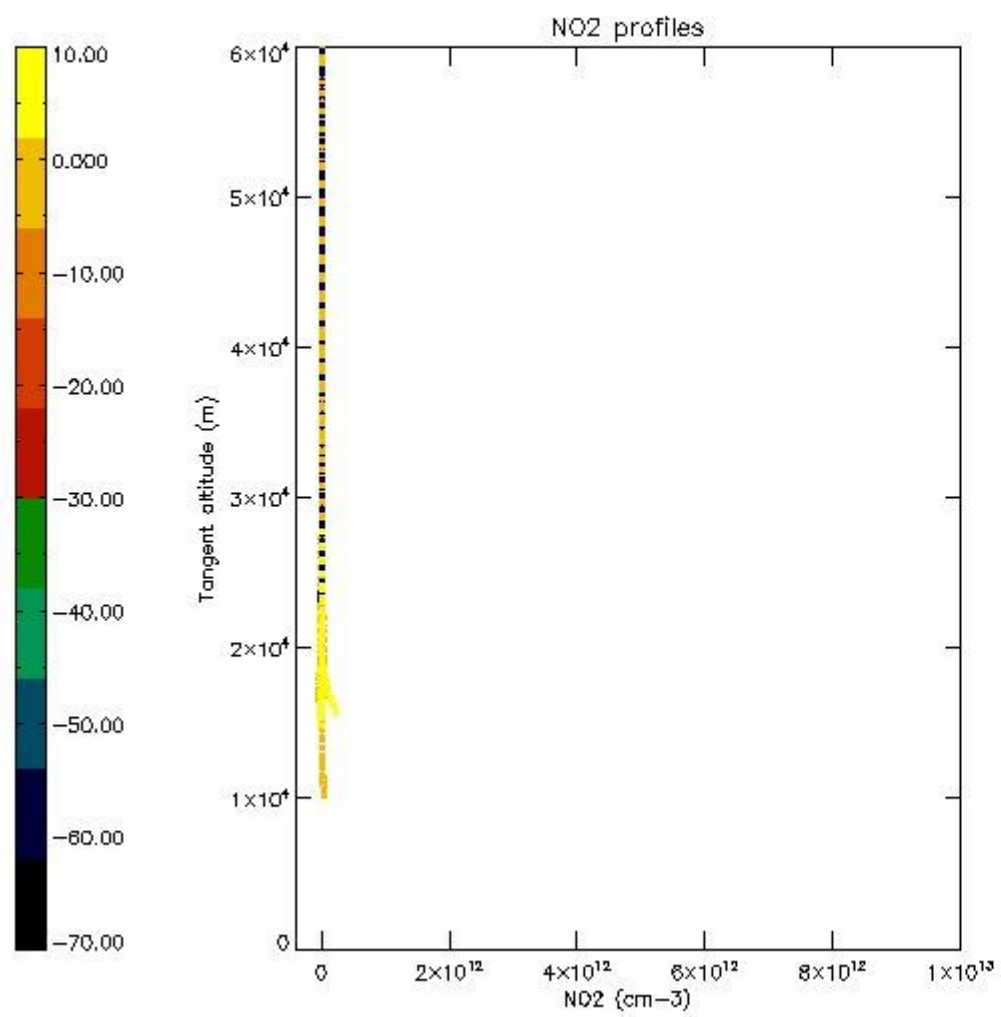
*5.5 Plot ozone profiles where STD < 5% (dark without errors)*

The colorbar represents the latitude.



*5.6 Plot NO<sub>2</sub> profiles for all STD (dark without errors)*

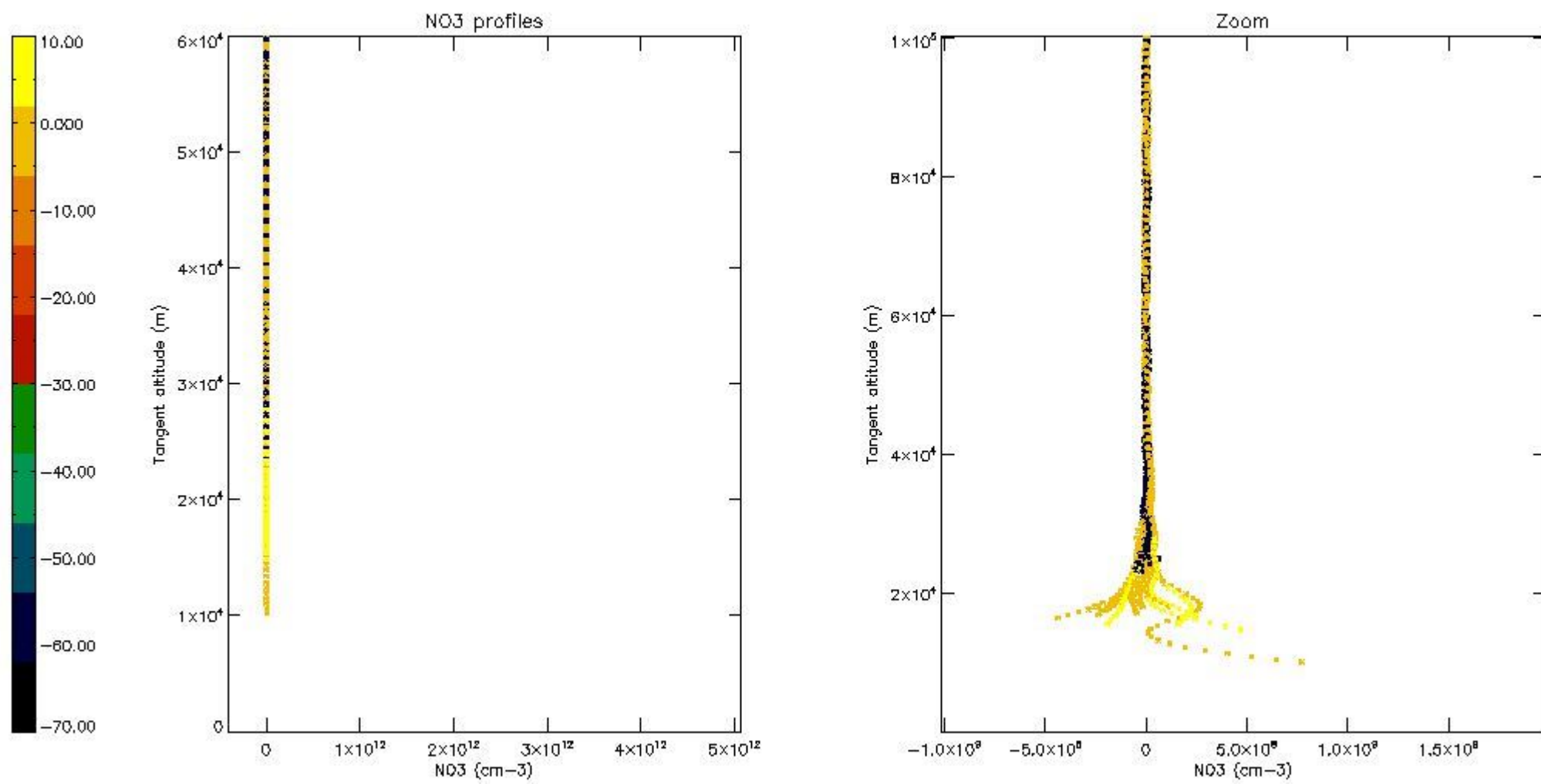
The colorbar represents the latitude.



*5.7 Plot NO3 profiles for all STD (dark without errors)*

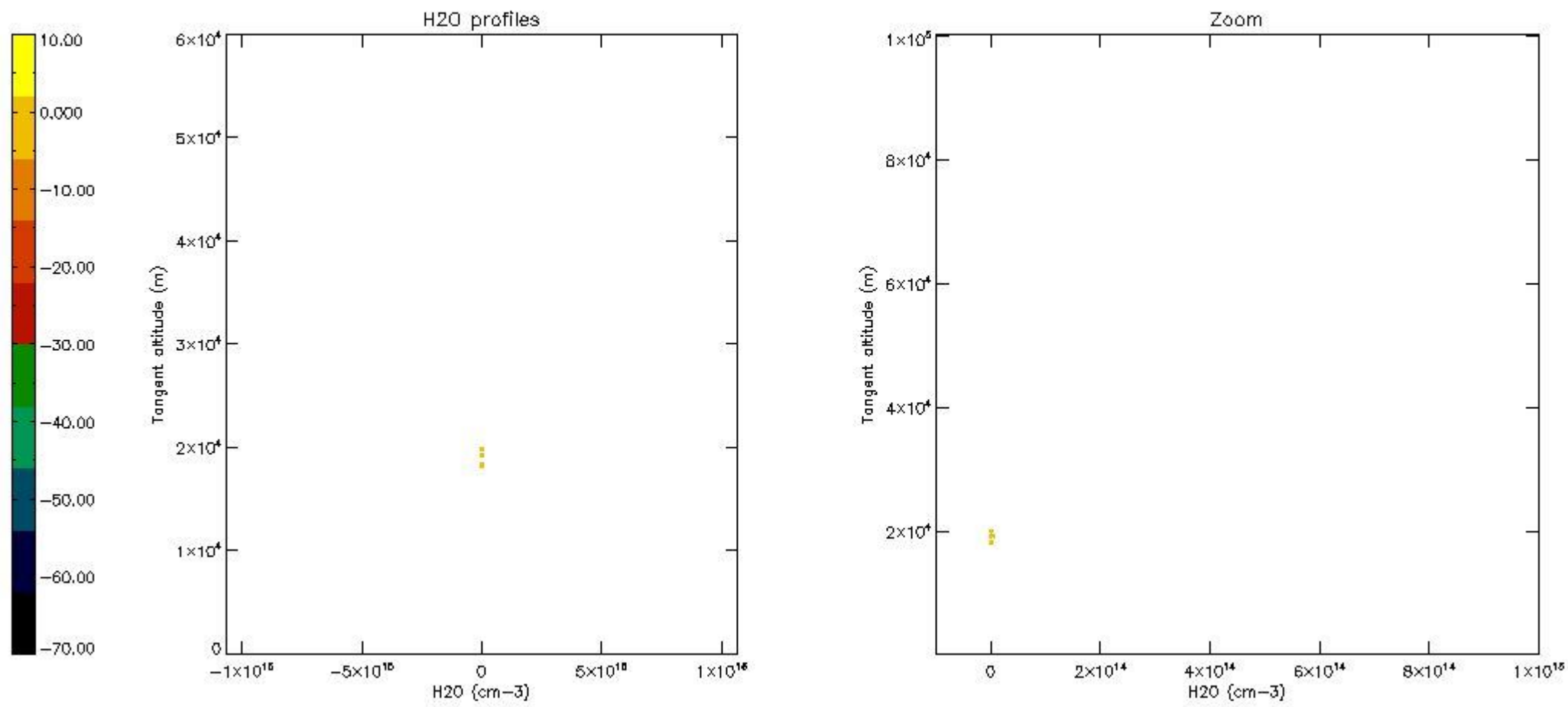
The colorbar represents the latitude.





5.8 Plot H2O profiles for all STD (only for occultations of stars 1,2,3,4,13,14,16,26,63 dark without errors)

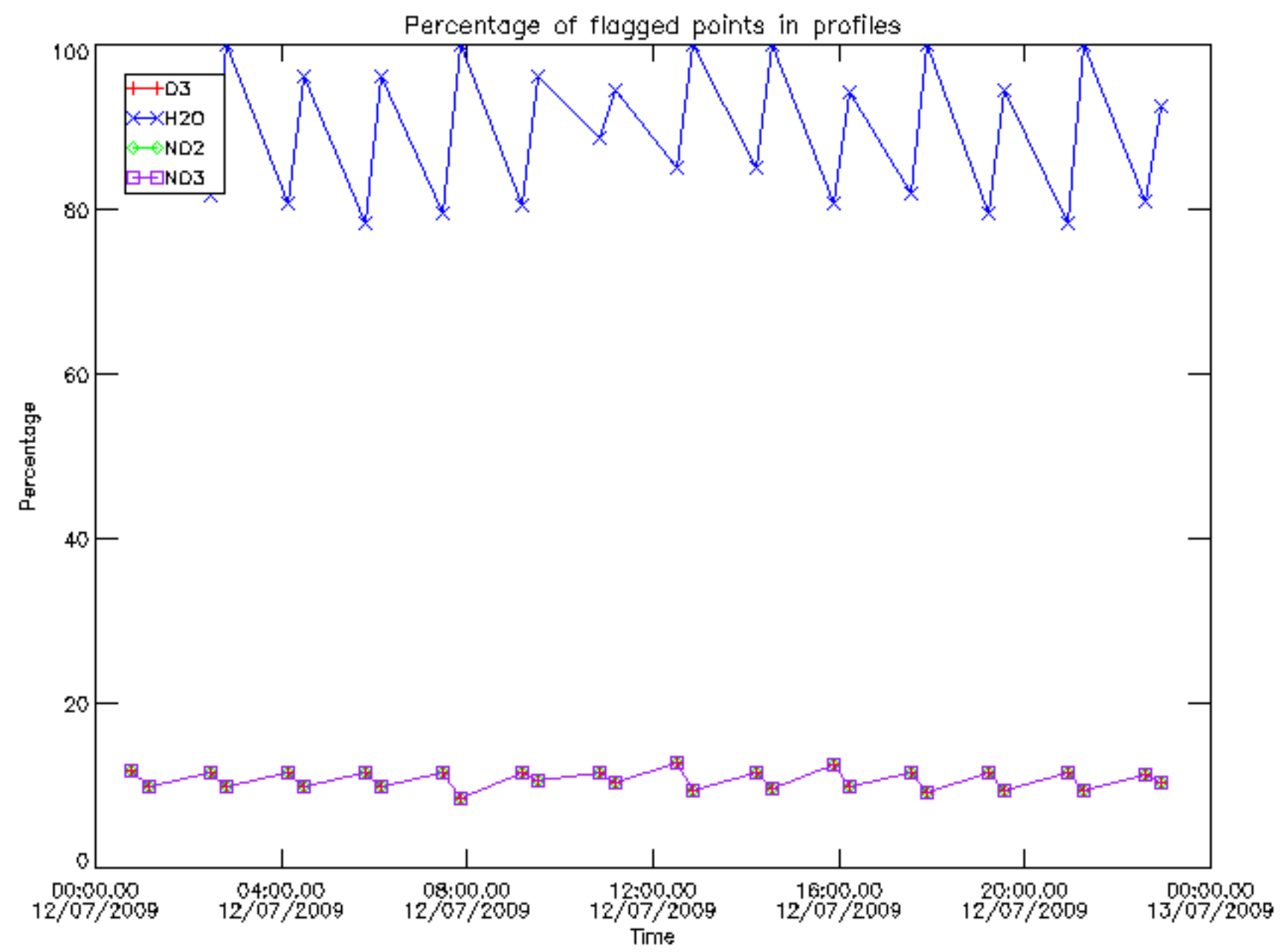
The colorbar represents the latitude.



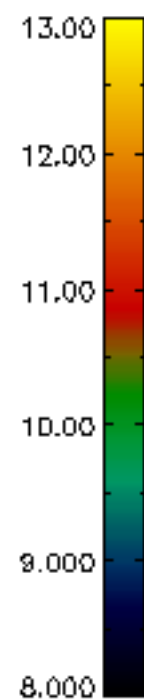
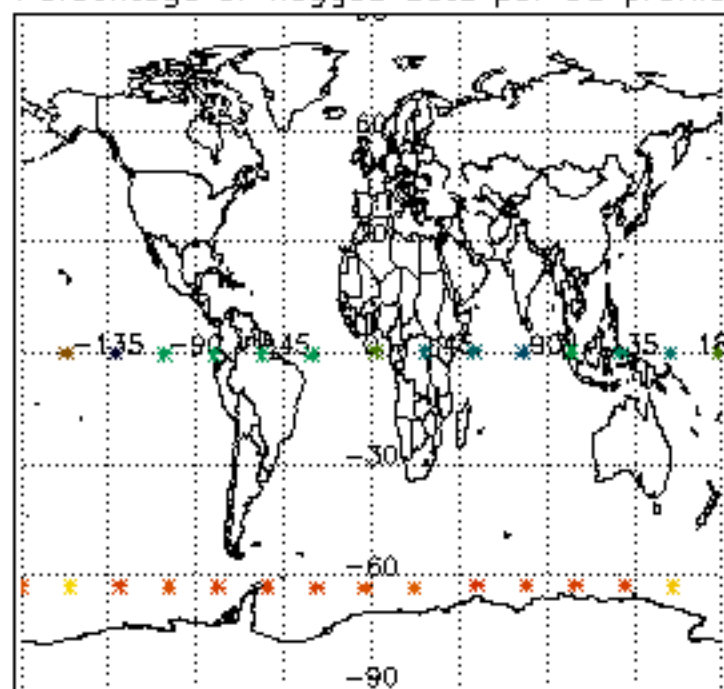
## 6. Auxiliary Data Files used for the production reported in section 2

The number reported in the third column indicates since which file (see list in section 2) the corresponding auxiliary file has been used. The fourth column is the date of those product files.

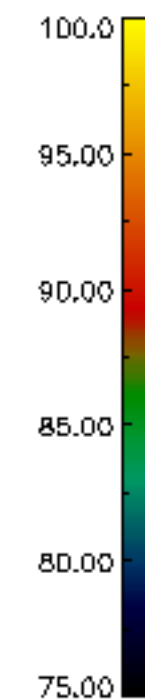
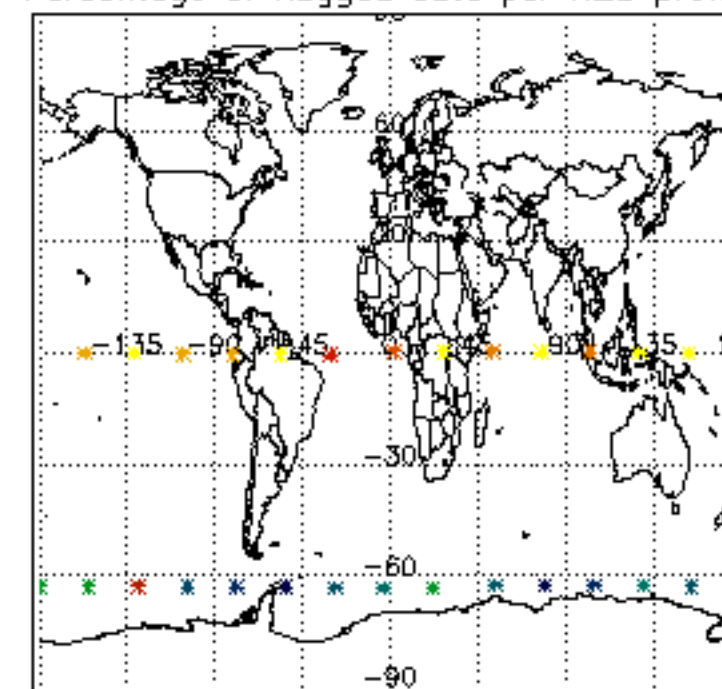
Type	Auxiliary Filename	Used since product	Used since product date
INST_PHYS_CHARACTERISTICS	GOM_INS_AXVIEC20091111_143220_20030716_120000_20500101_000000	1	12-JUL-2009 00:09:38
LEVEL-2_PROC_CONFIG	GOM_PR2_AXVIEC20091111_152718_20020301_000000_20500101_000000	1	12-JUL-2009 00:09:38
CROSS_SECTIONS_FILE	GOM_CRS_AXVIEC20091111_154832_20020301_000000_20500101_000000	1	12-JUL-2009 00:09:38



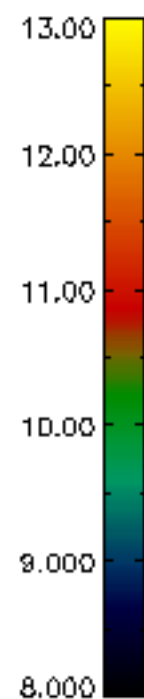
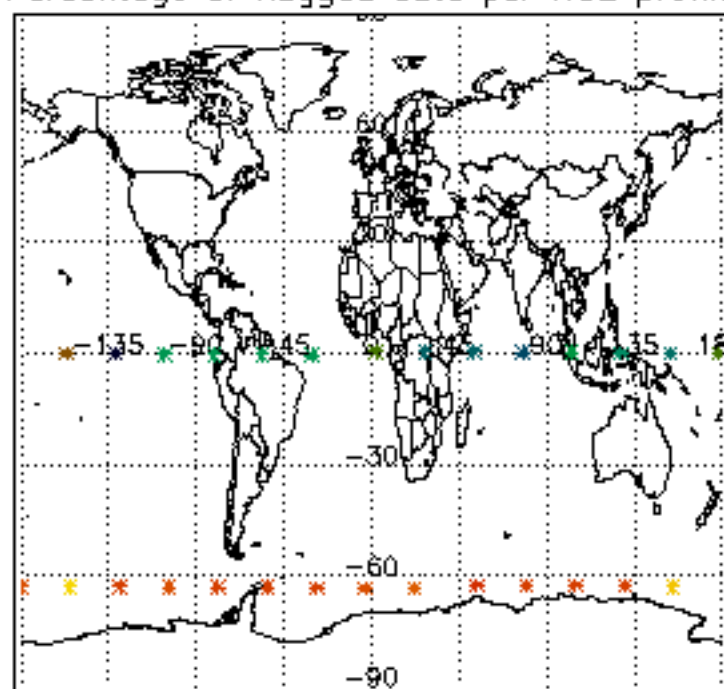
Percentage of flagged data per D3 profile



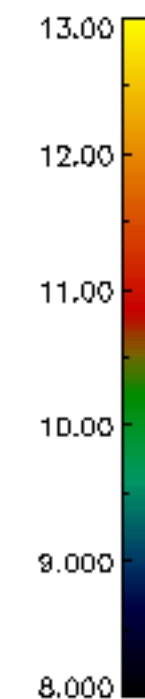
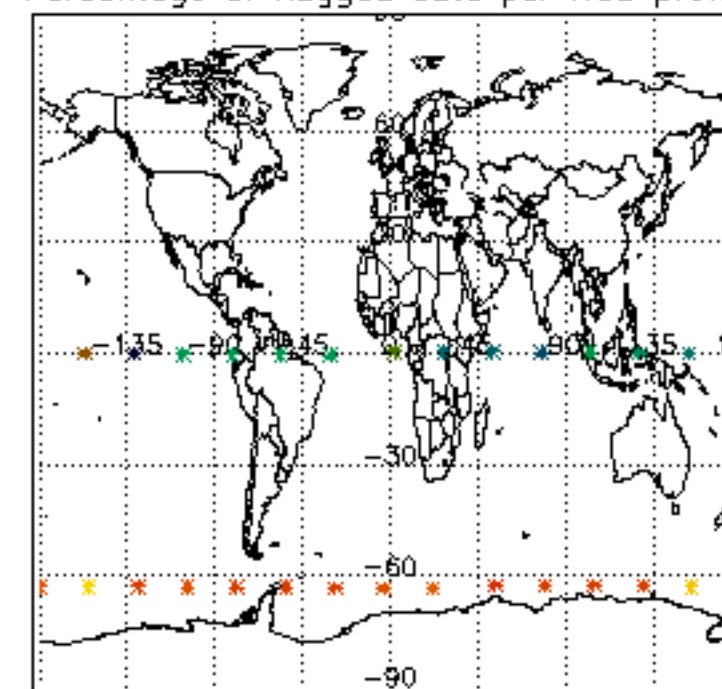
Percentage of flagged data per H2O profile

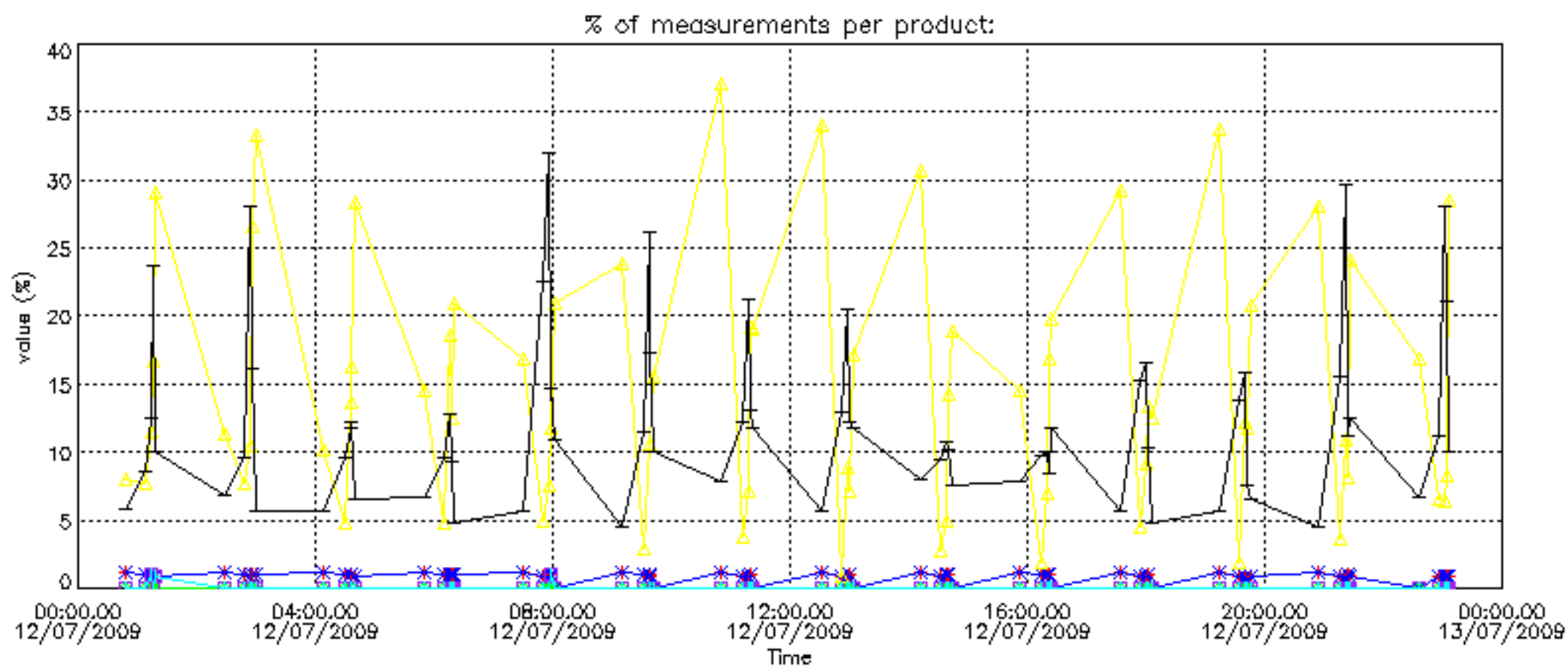
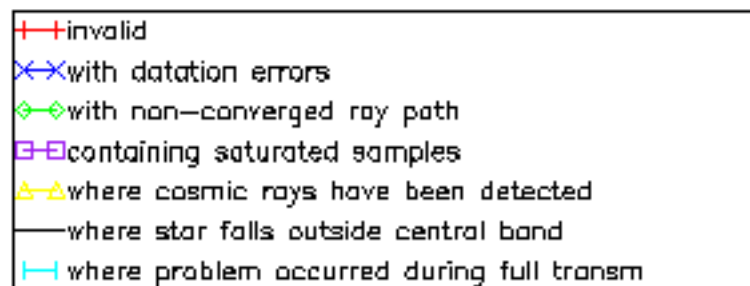


Percentage of flagged data per NO2 profile

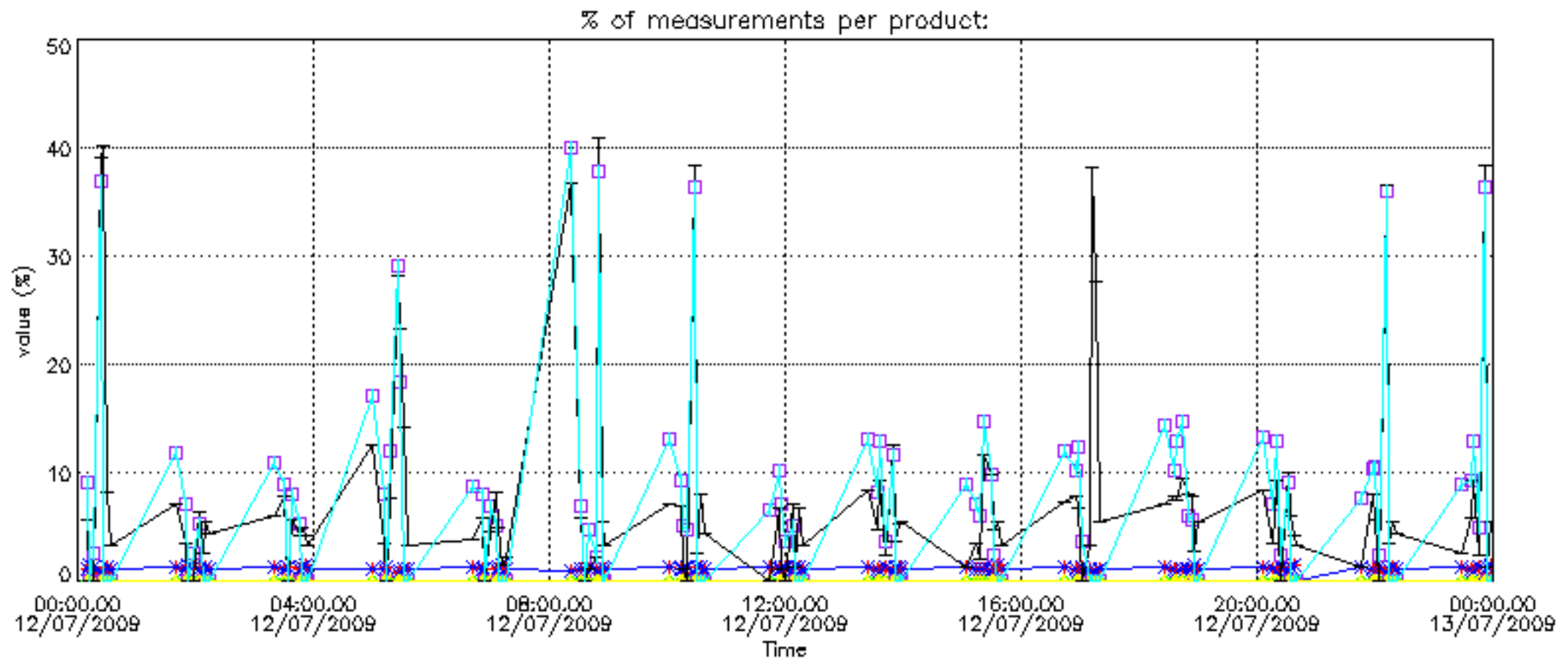


Percentage of flagged data per NO3 profile

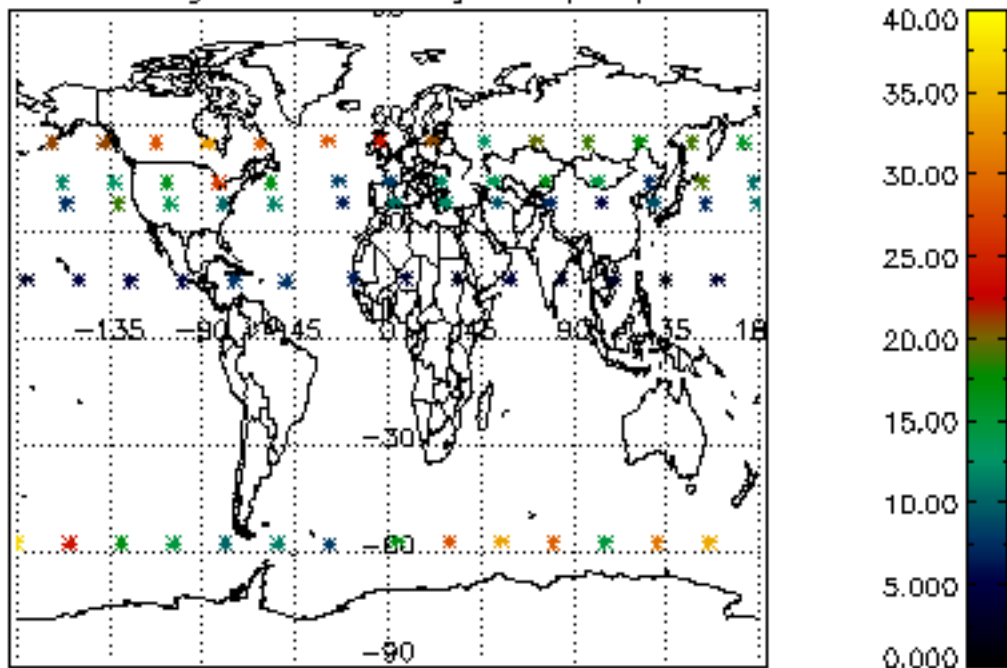




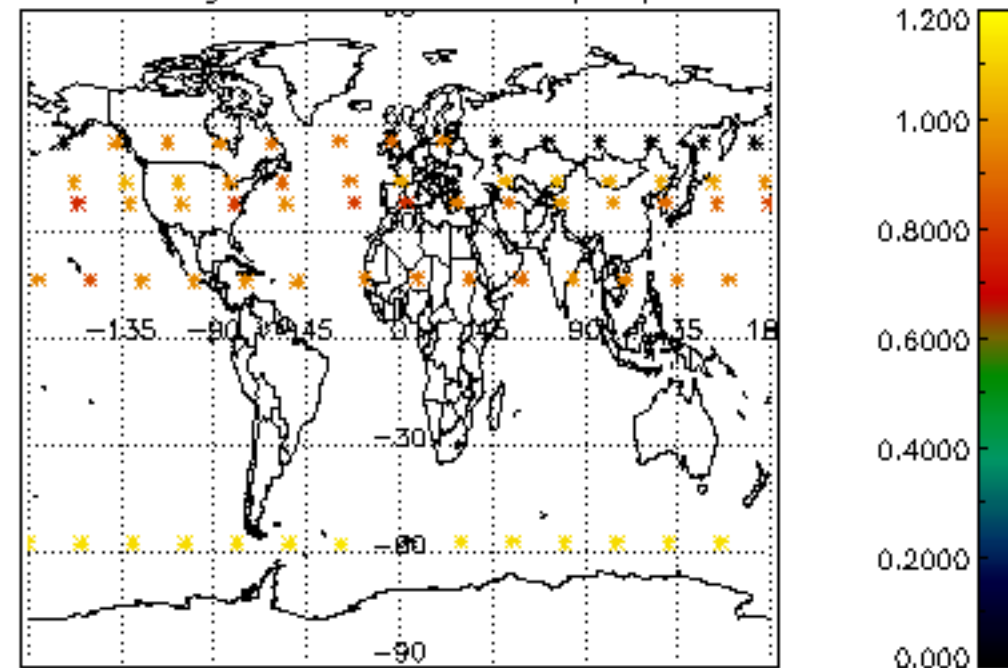




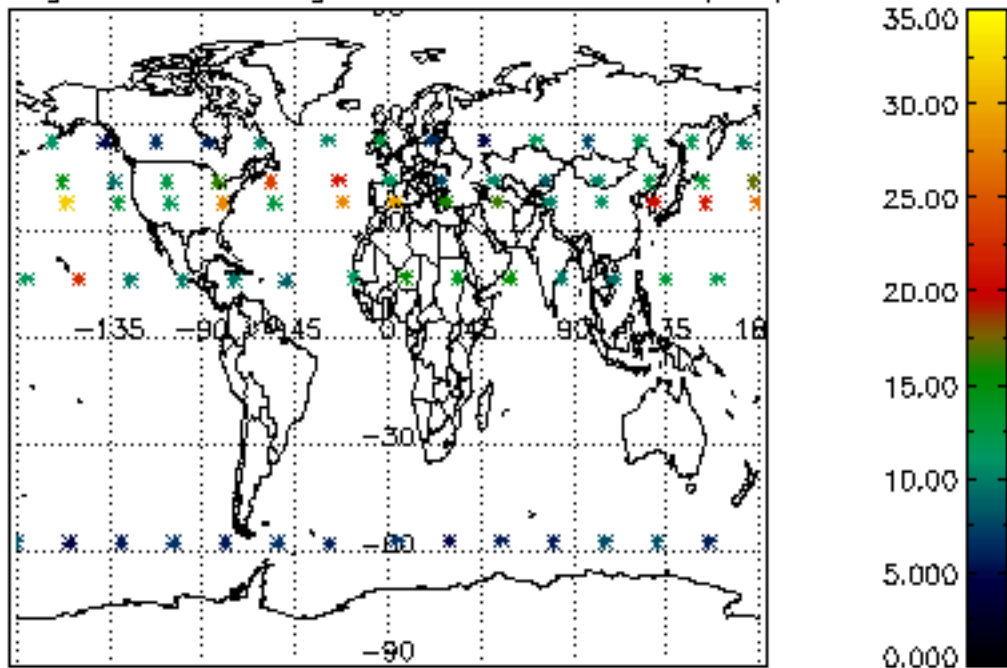
Percentage of cosmic ray hits per profile



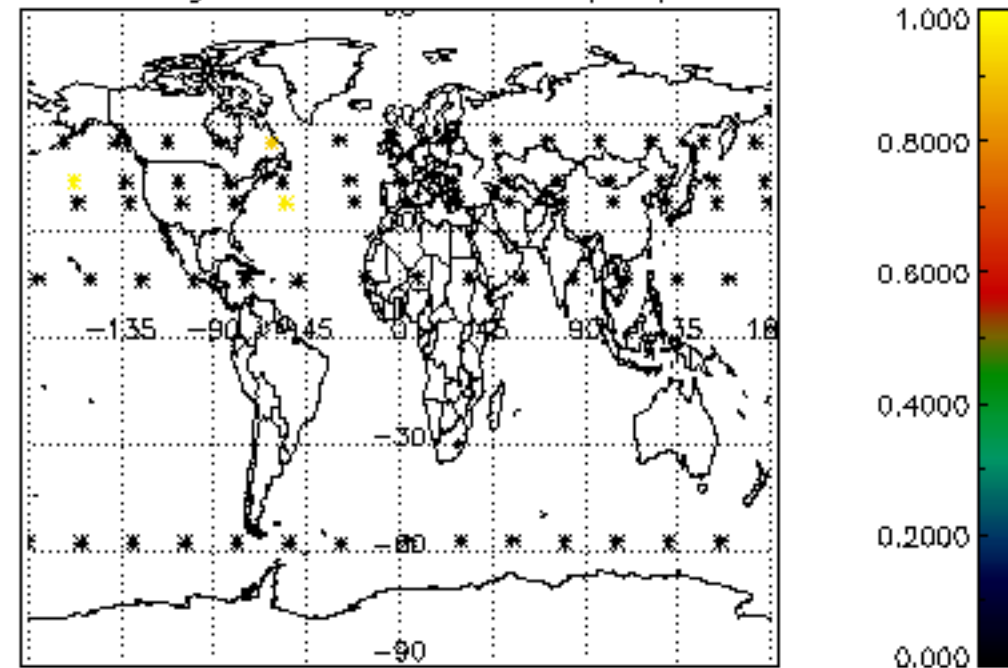
Percentage of datation errors per profile



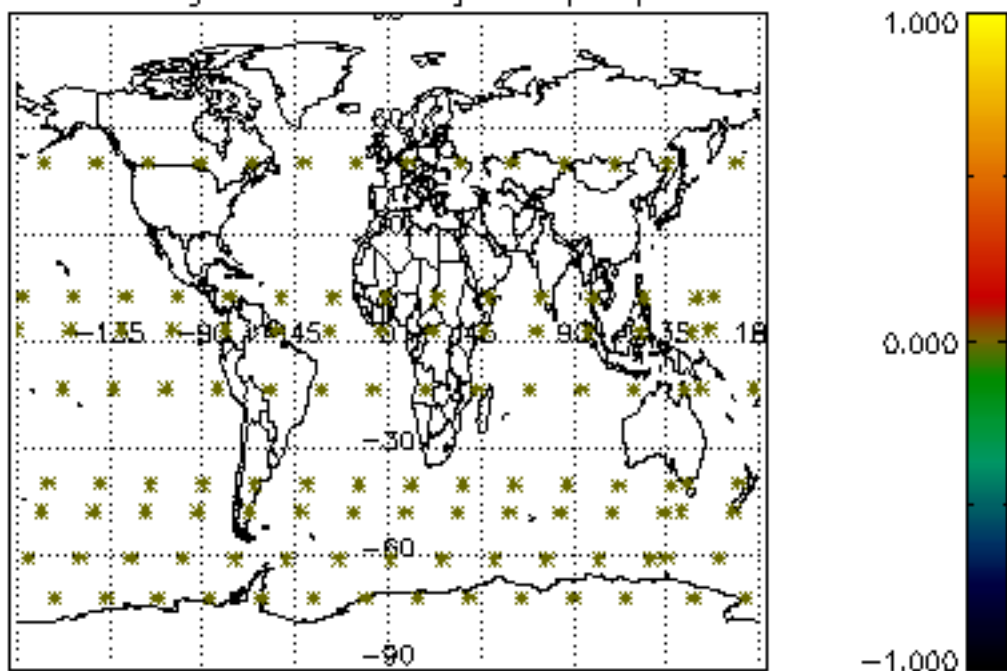
Percentage of star falling outside central band per profile



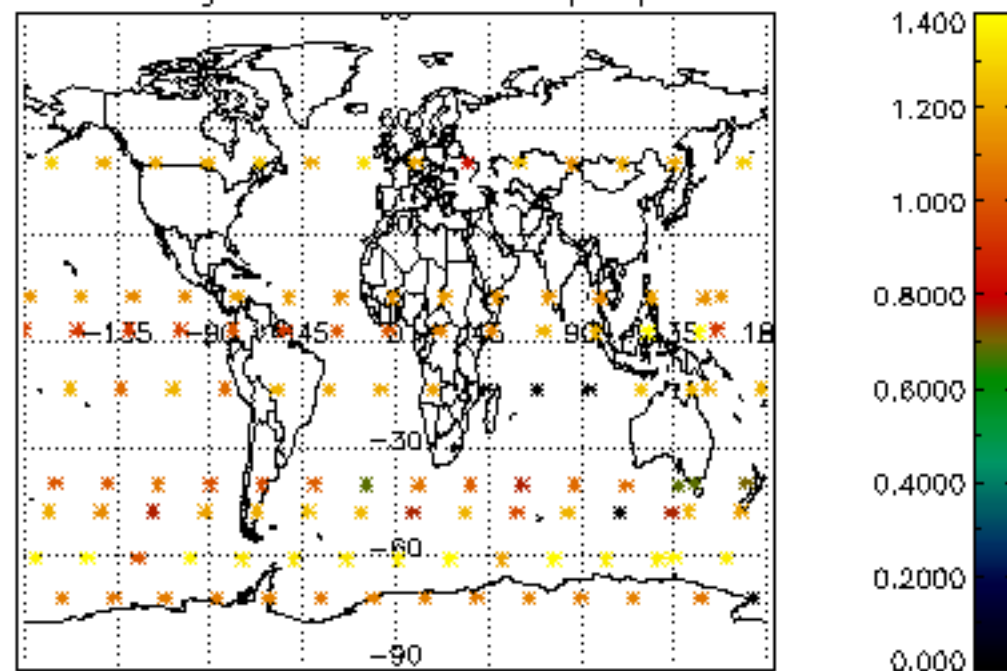
Percentage of saturation errors per profile



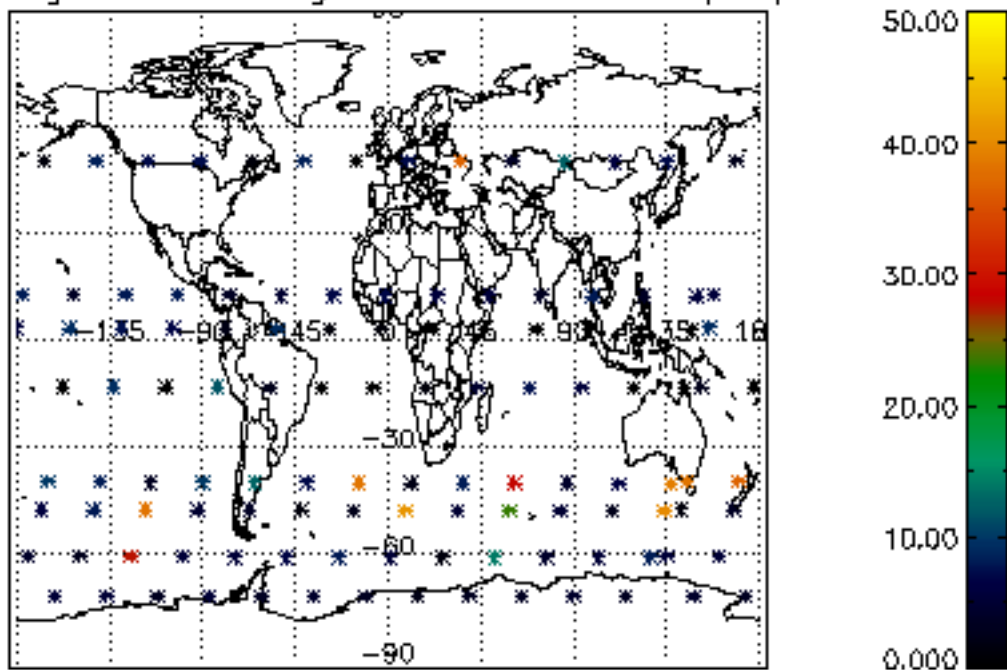
Percentage of cosmic ray hits per profile



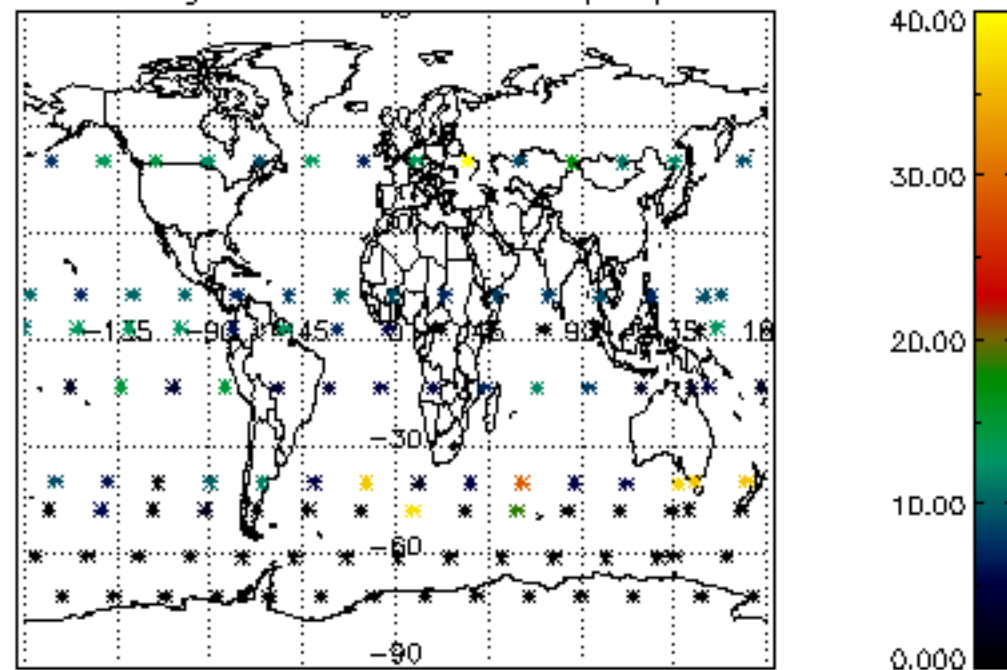
Percentage of datation errors per profile

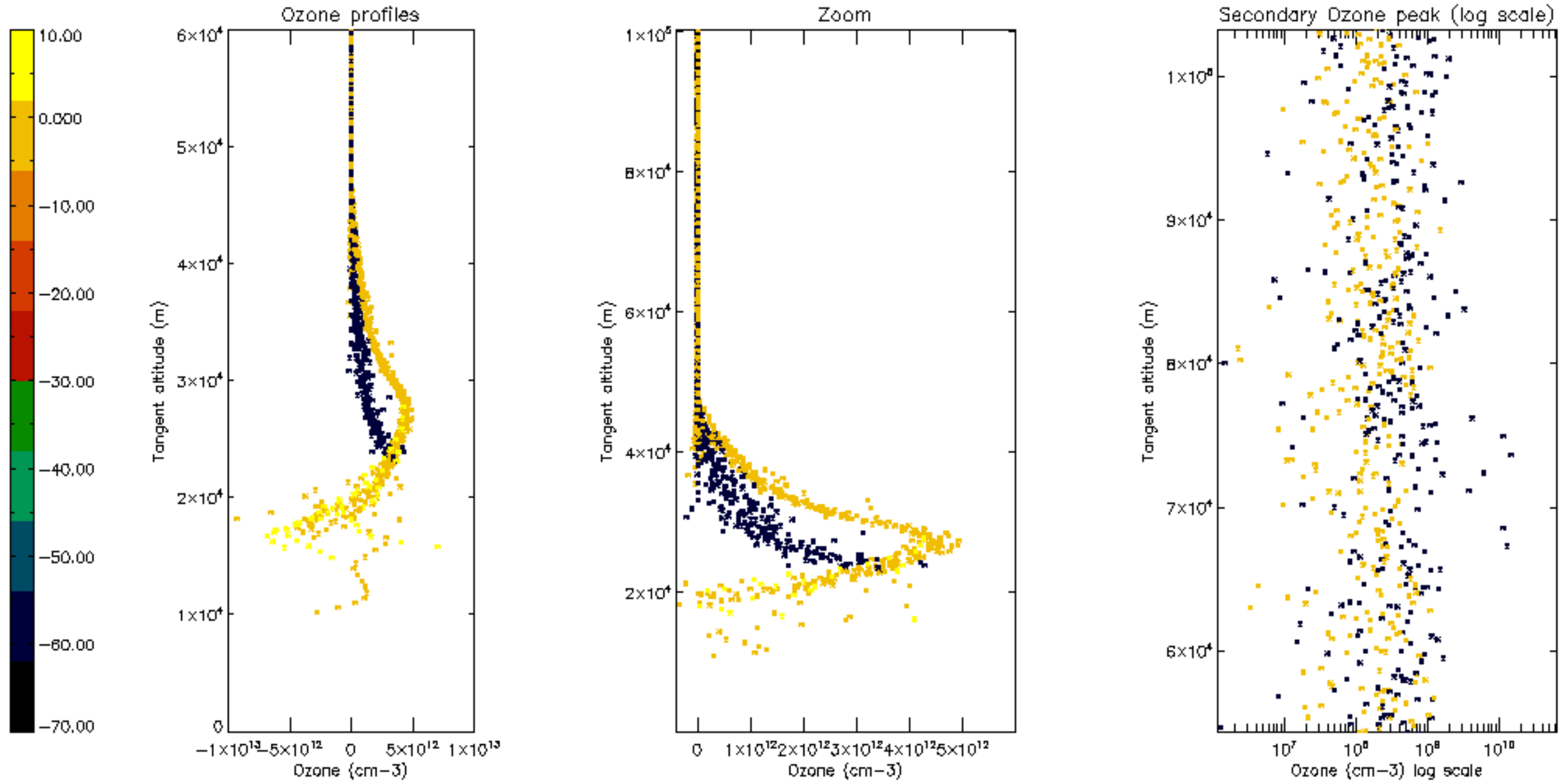


Percentage of star falling outside central band per profile

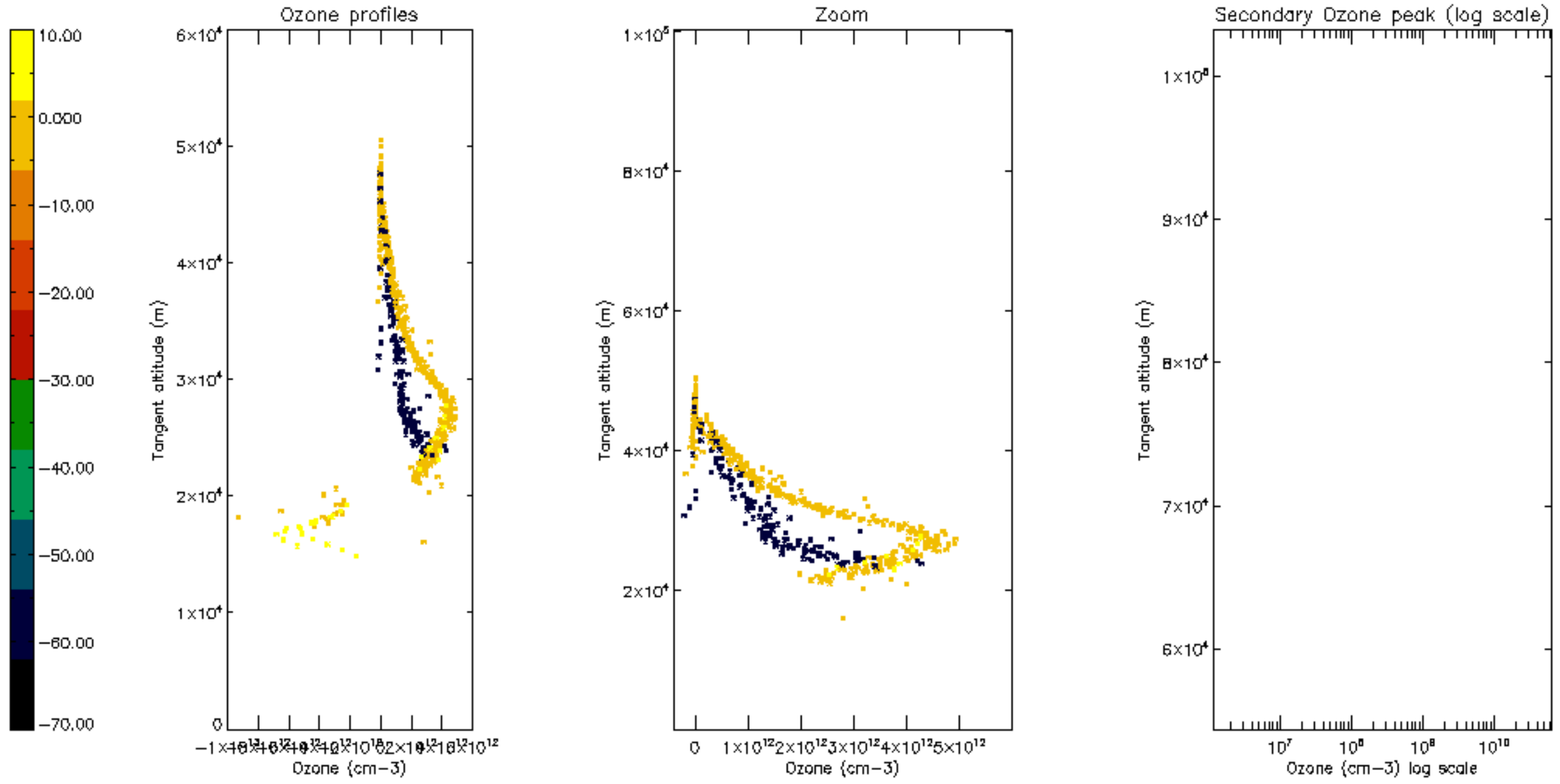


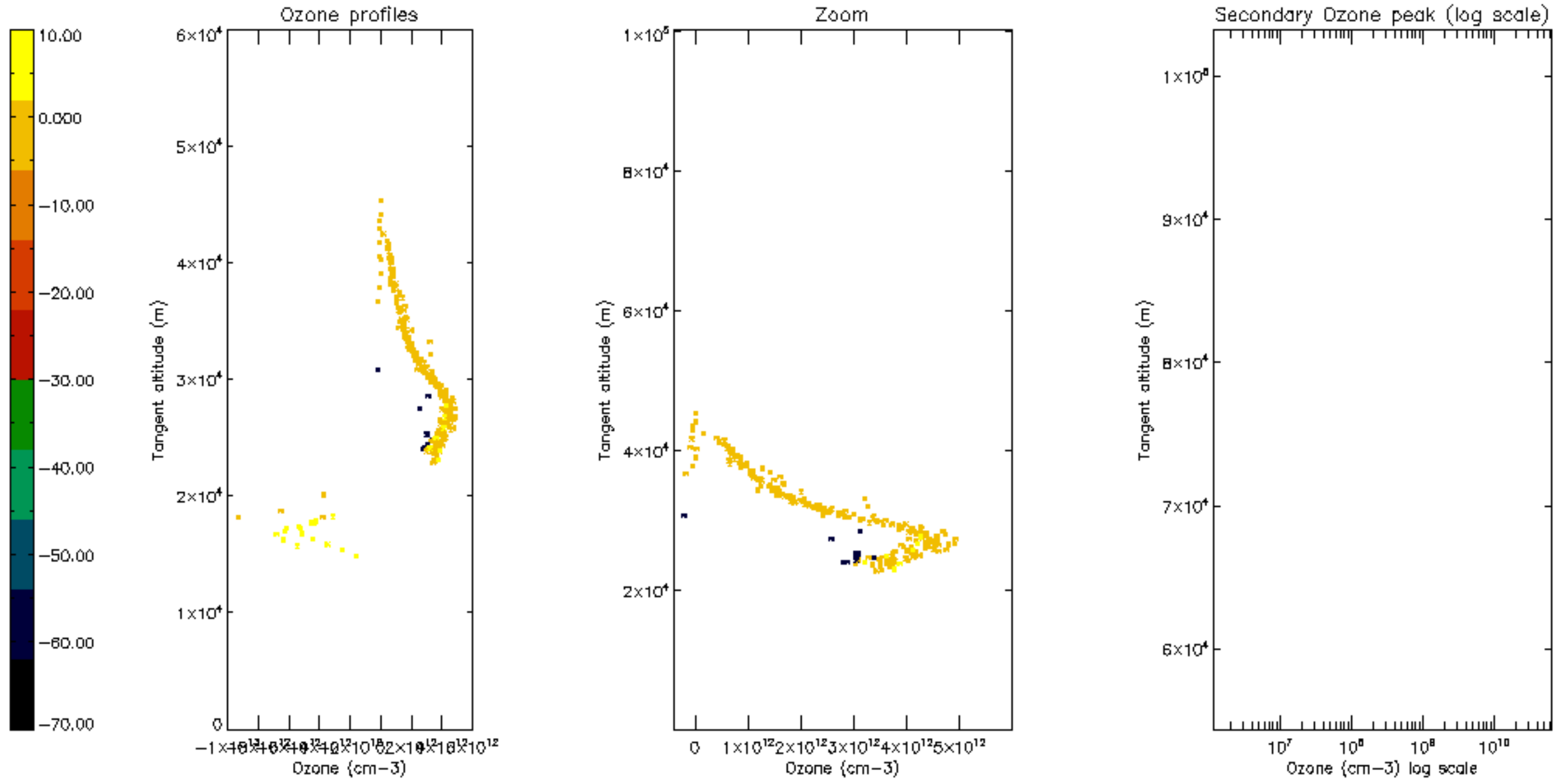
Percentage of saturation errors per profile

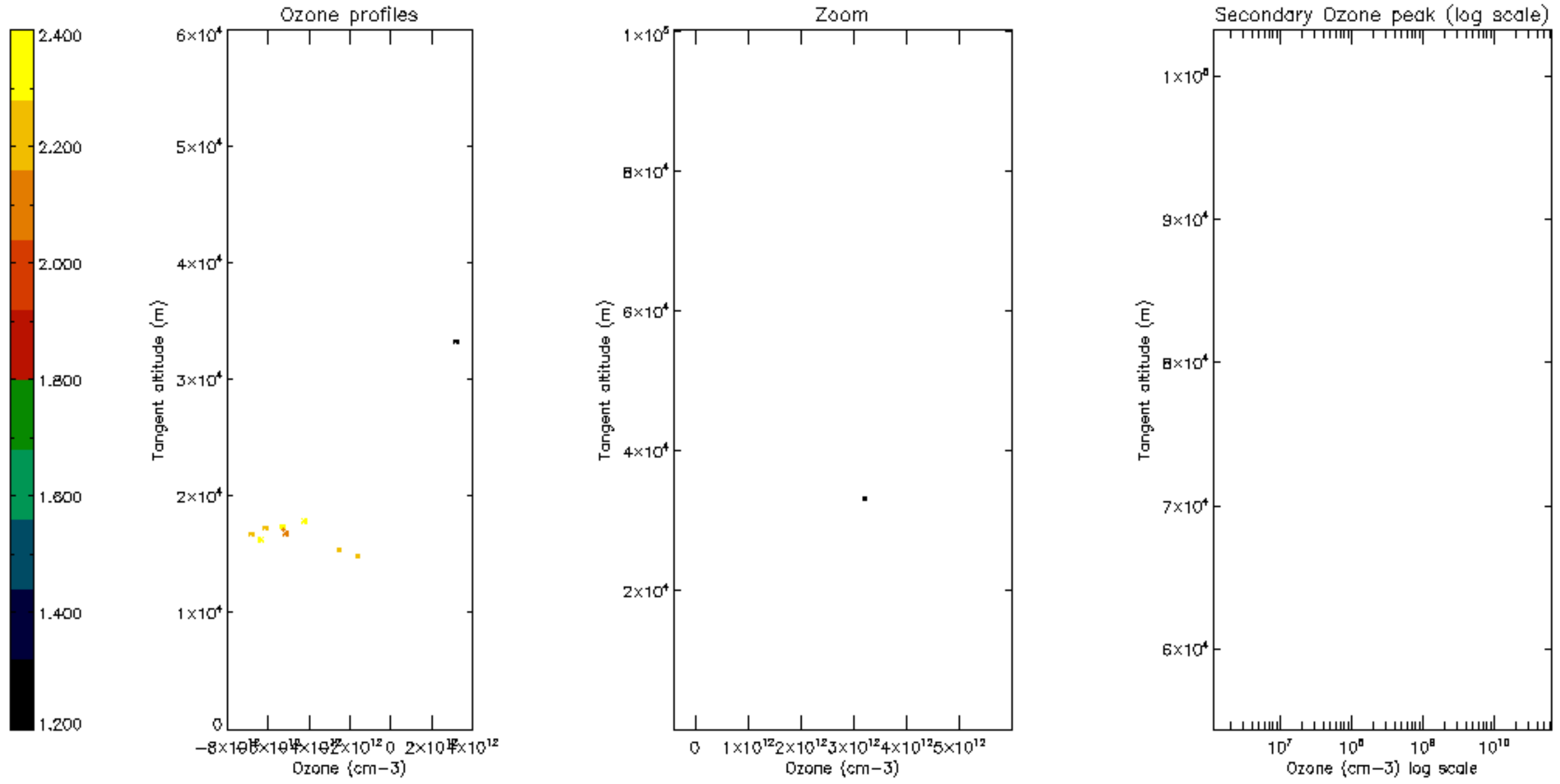


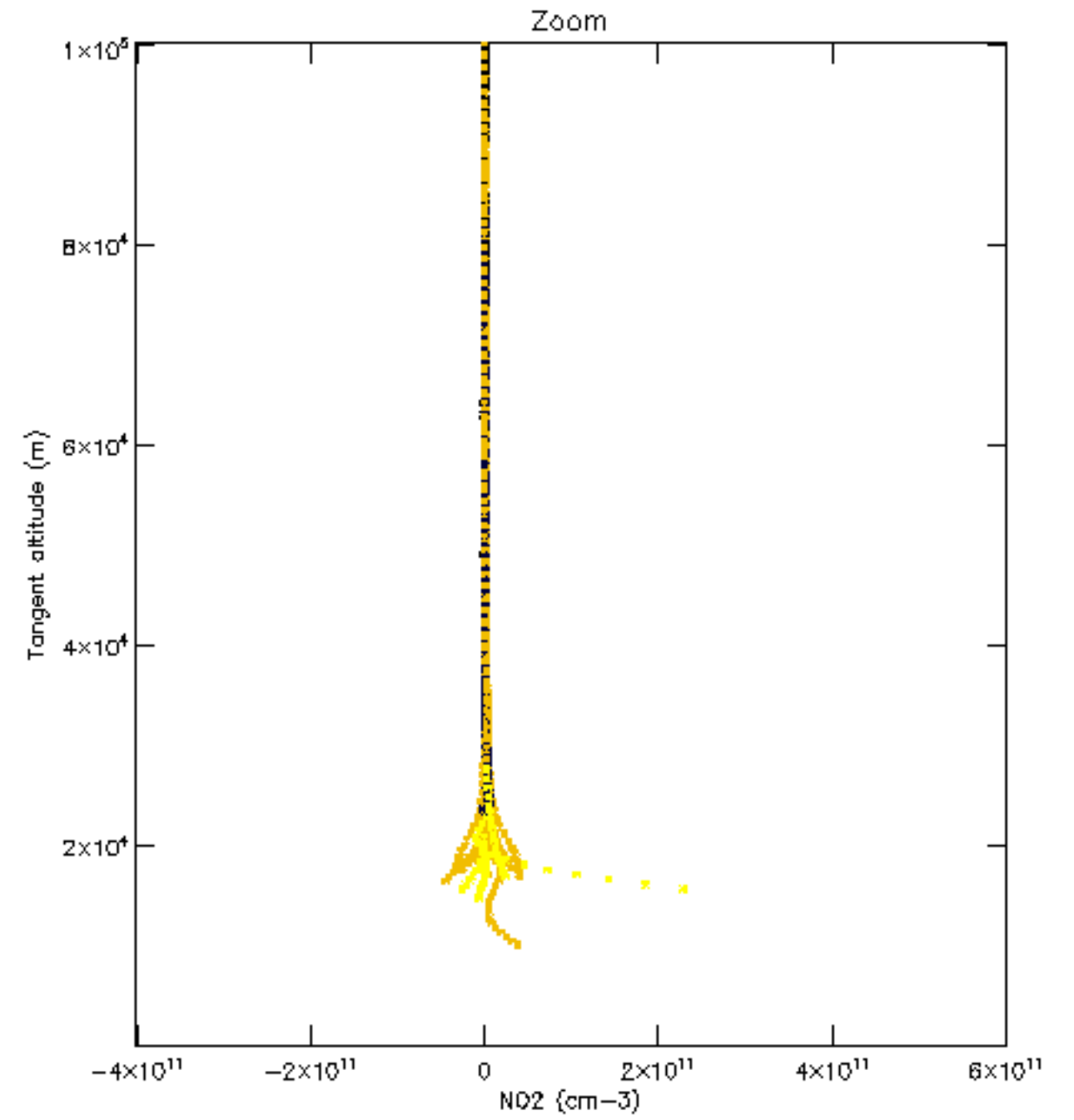
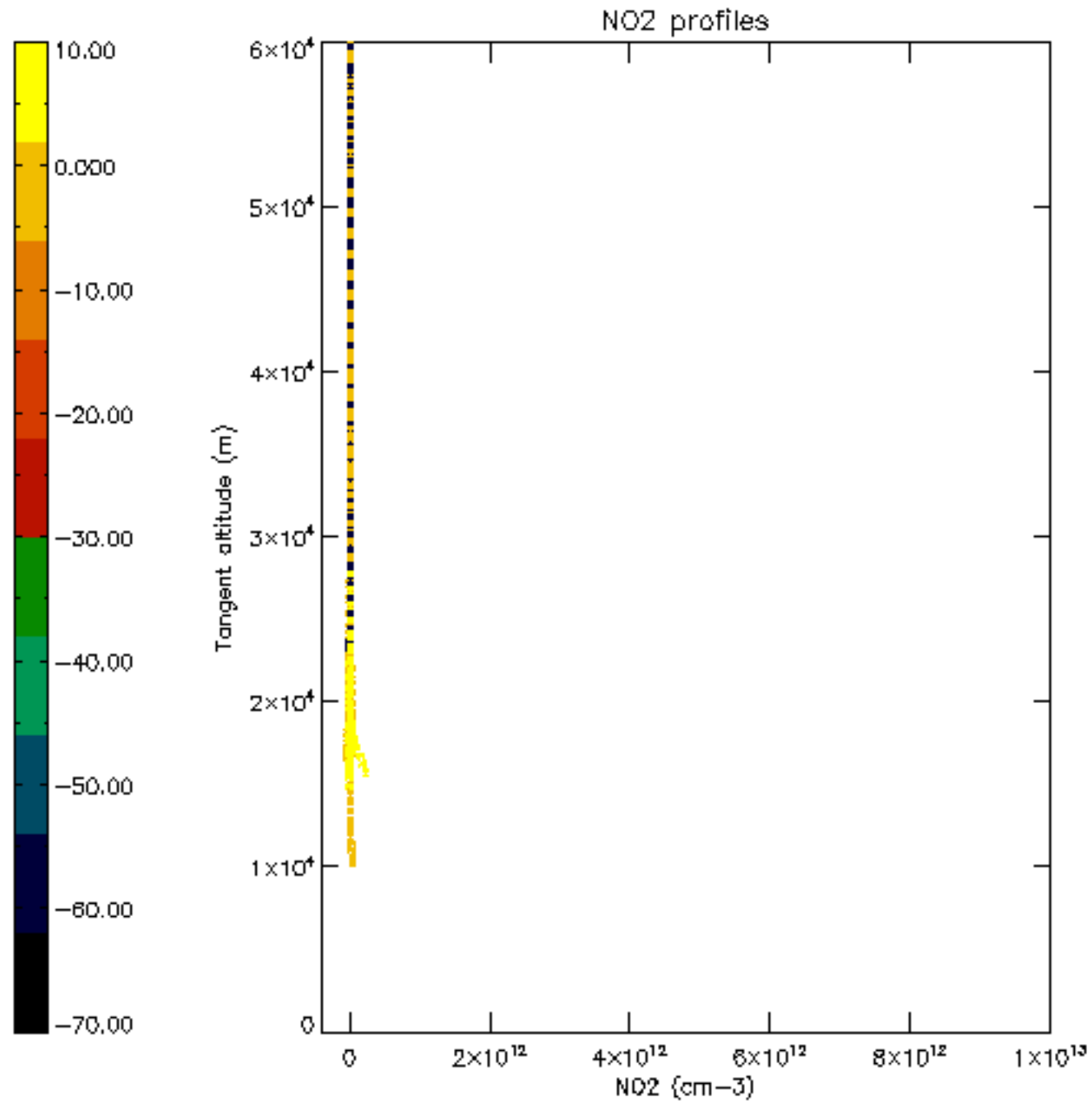


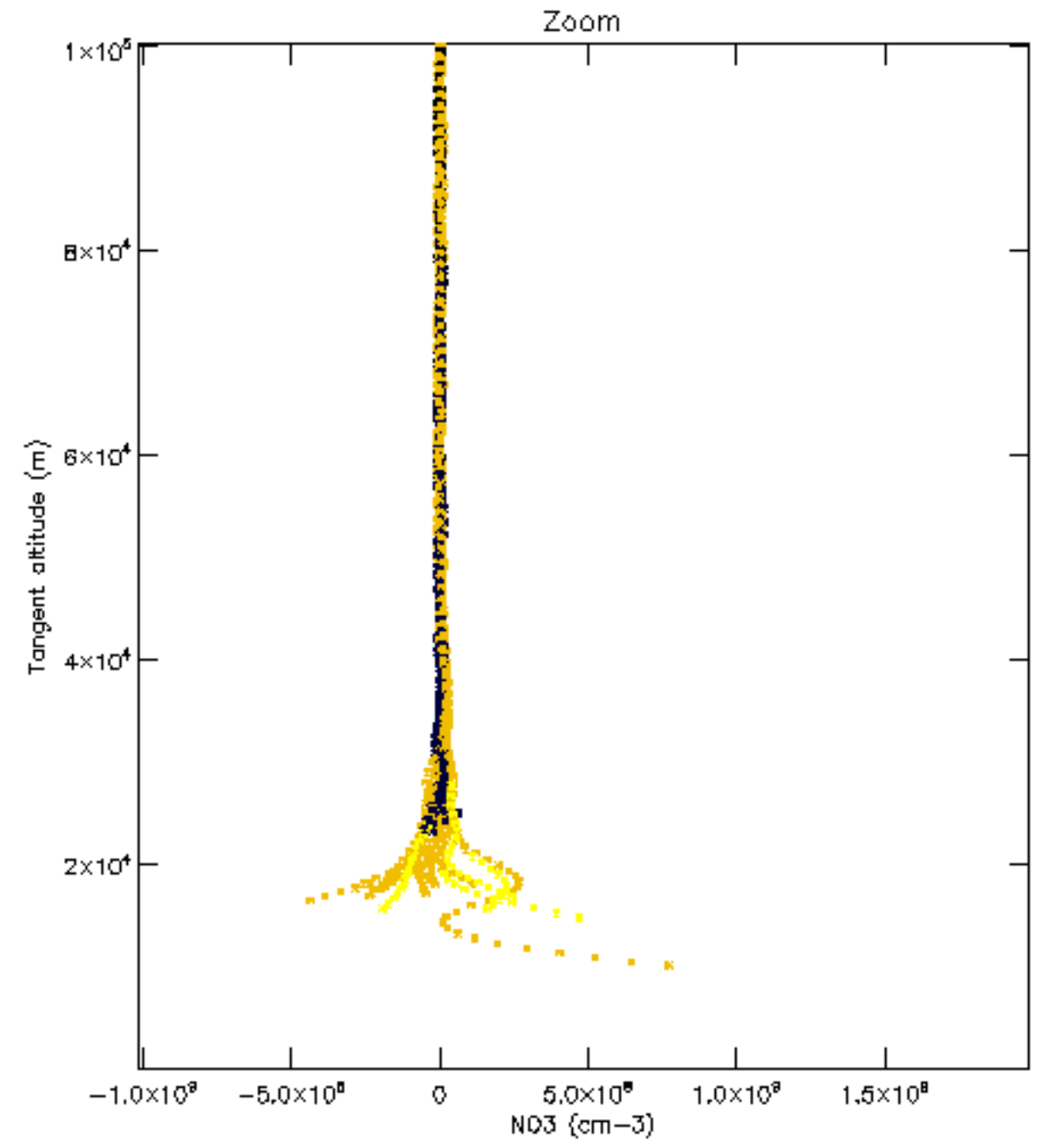
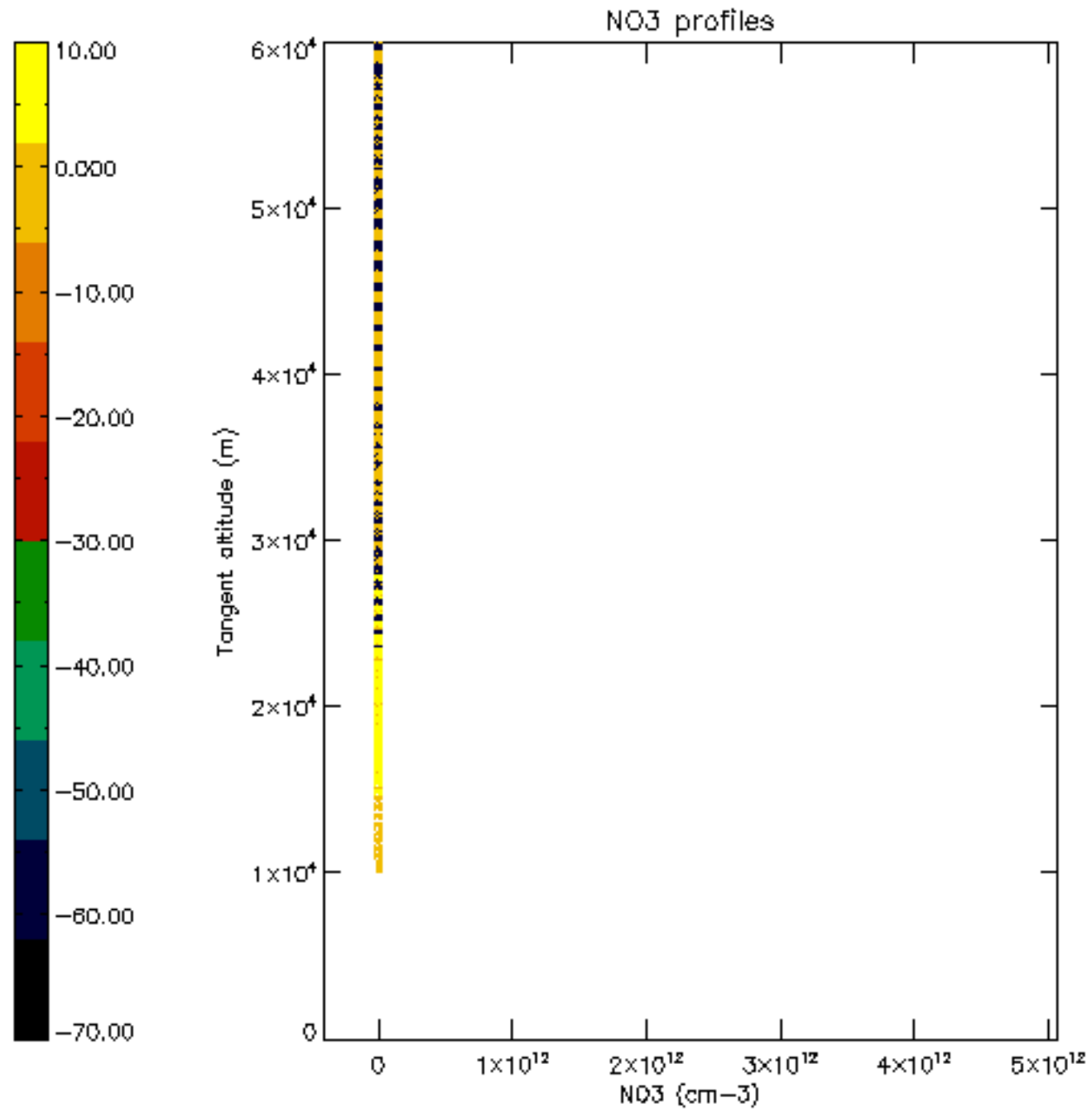




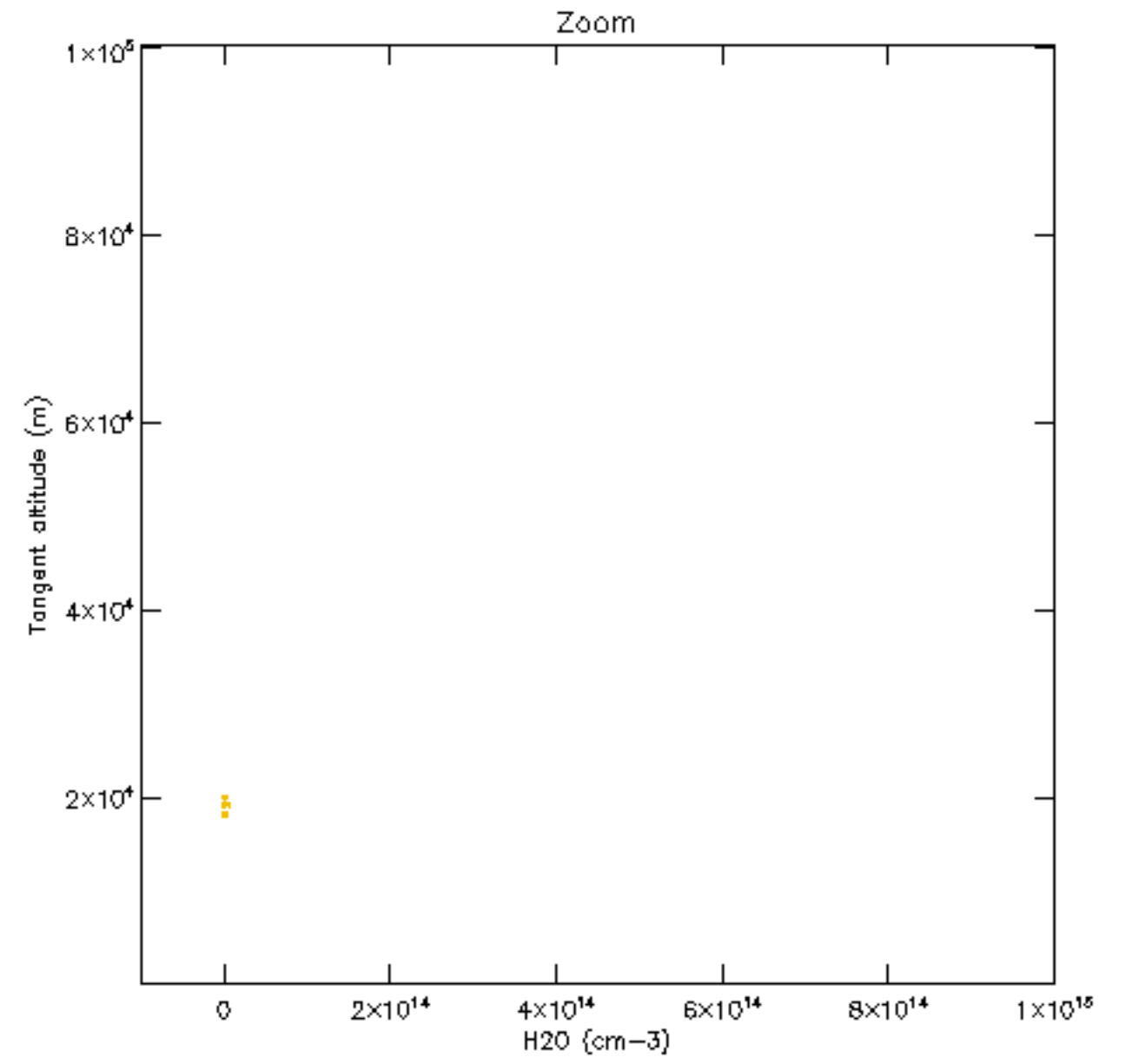
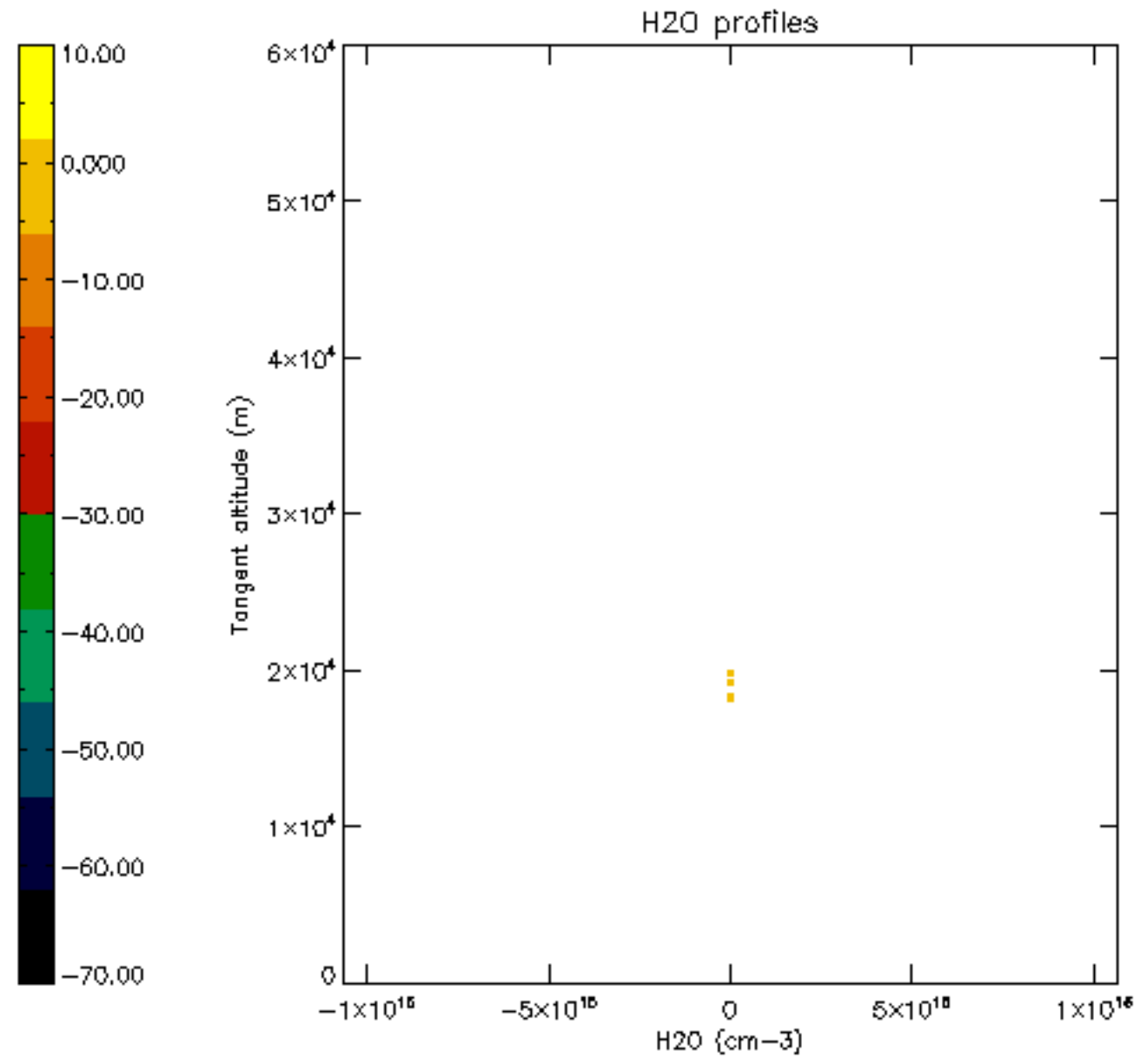


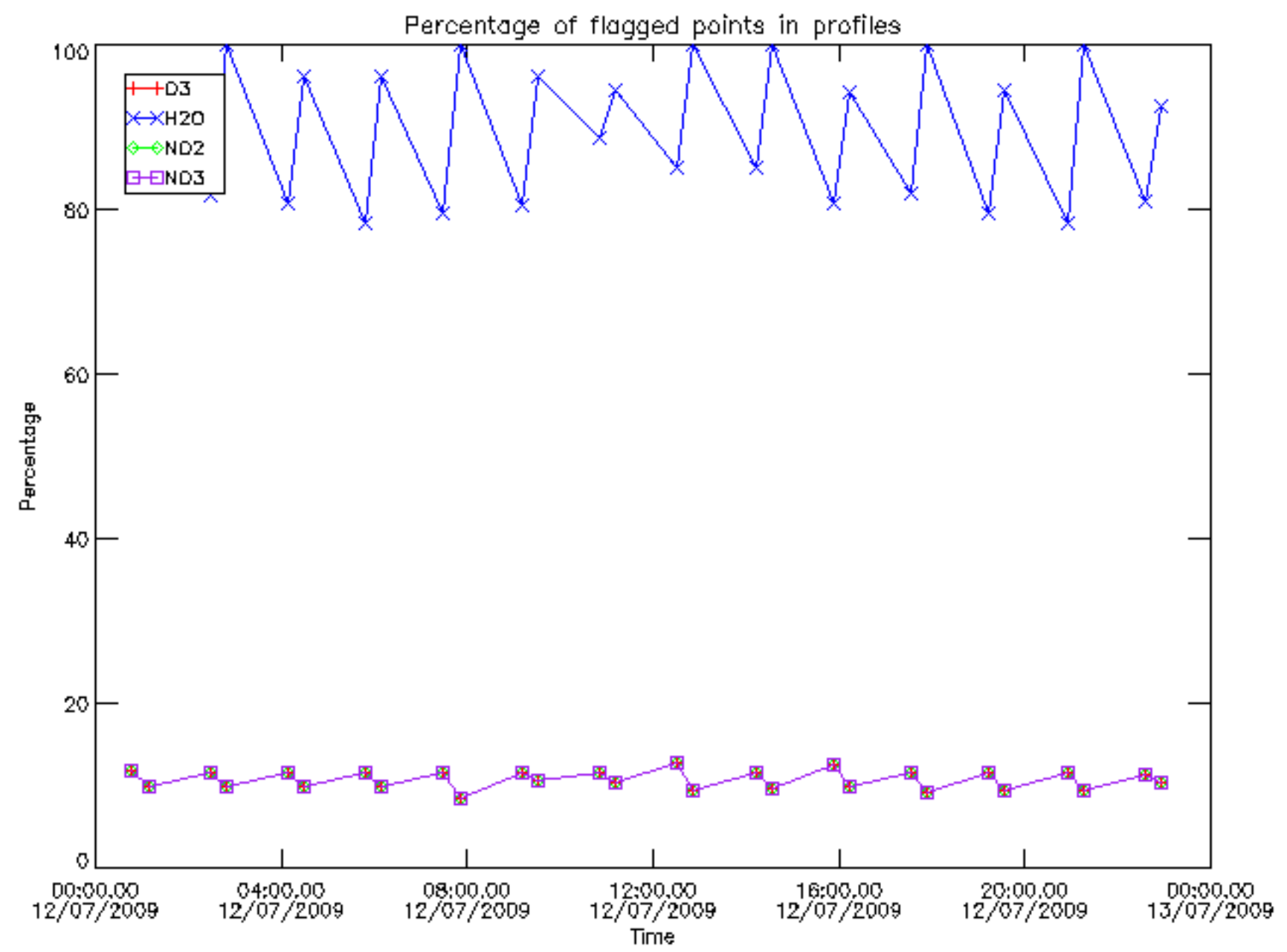




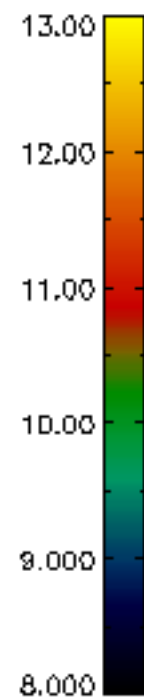
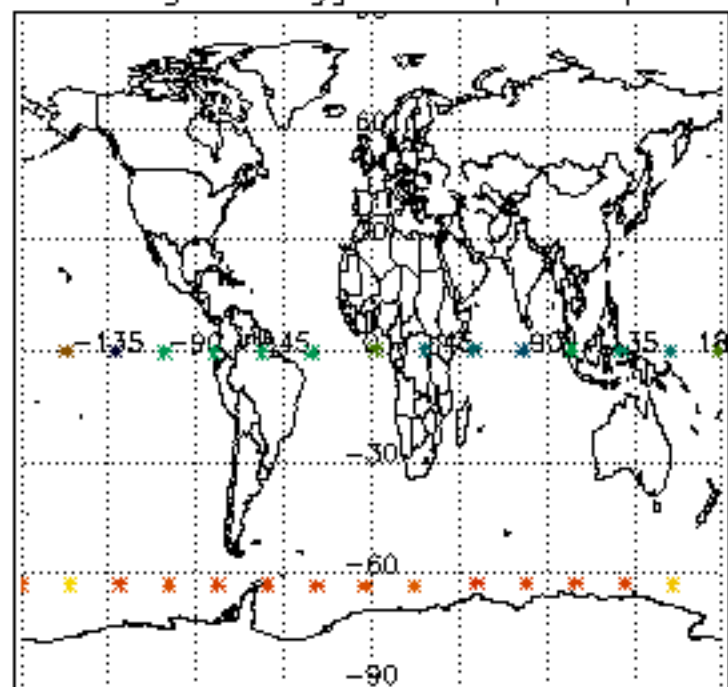




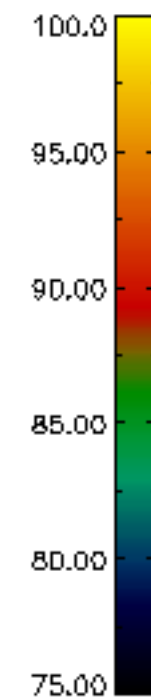
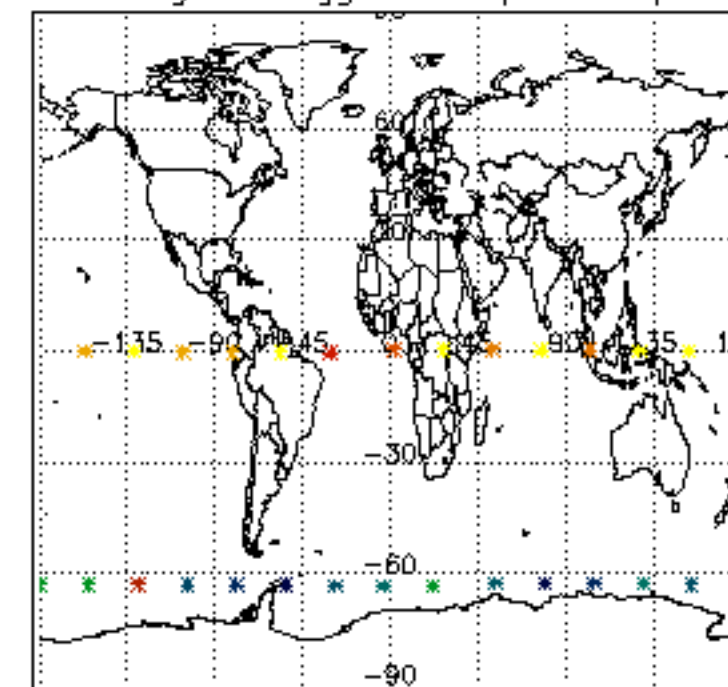




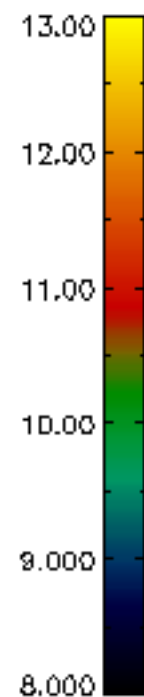
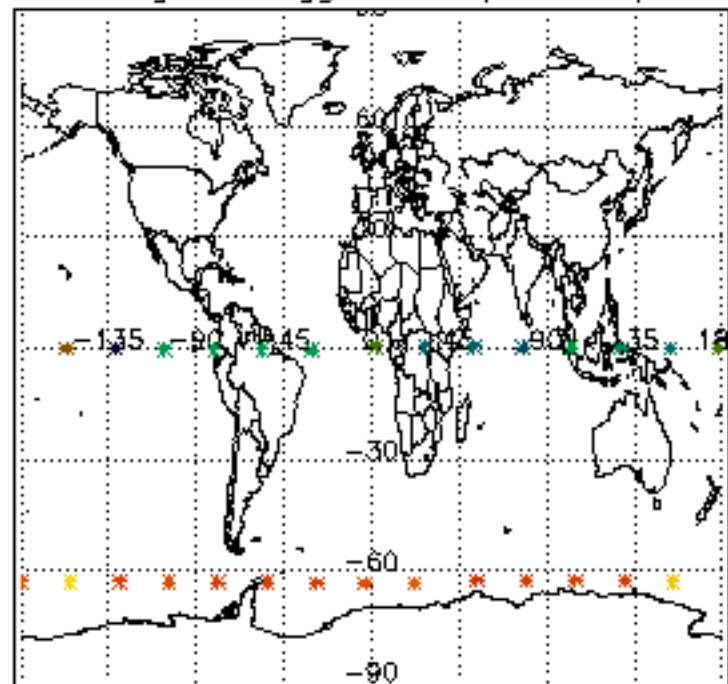
Percentage of flagged data per D3 profile



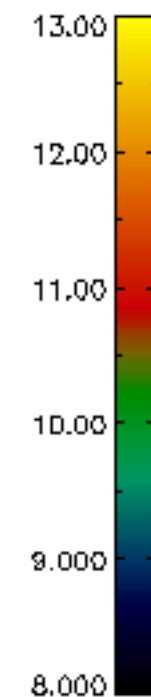
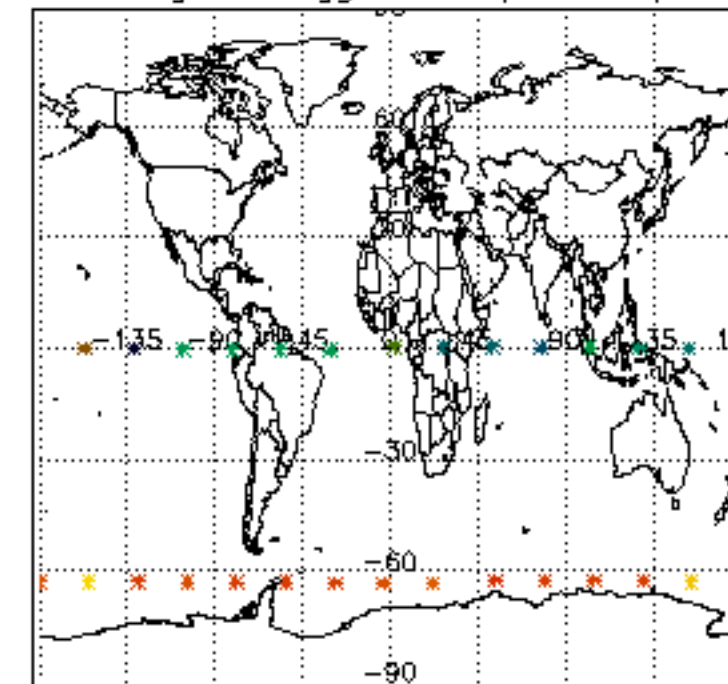
Percentage of flagged data per H2O profile

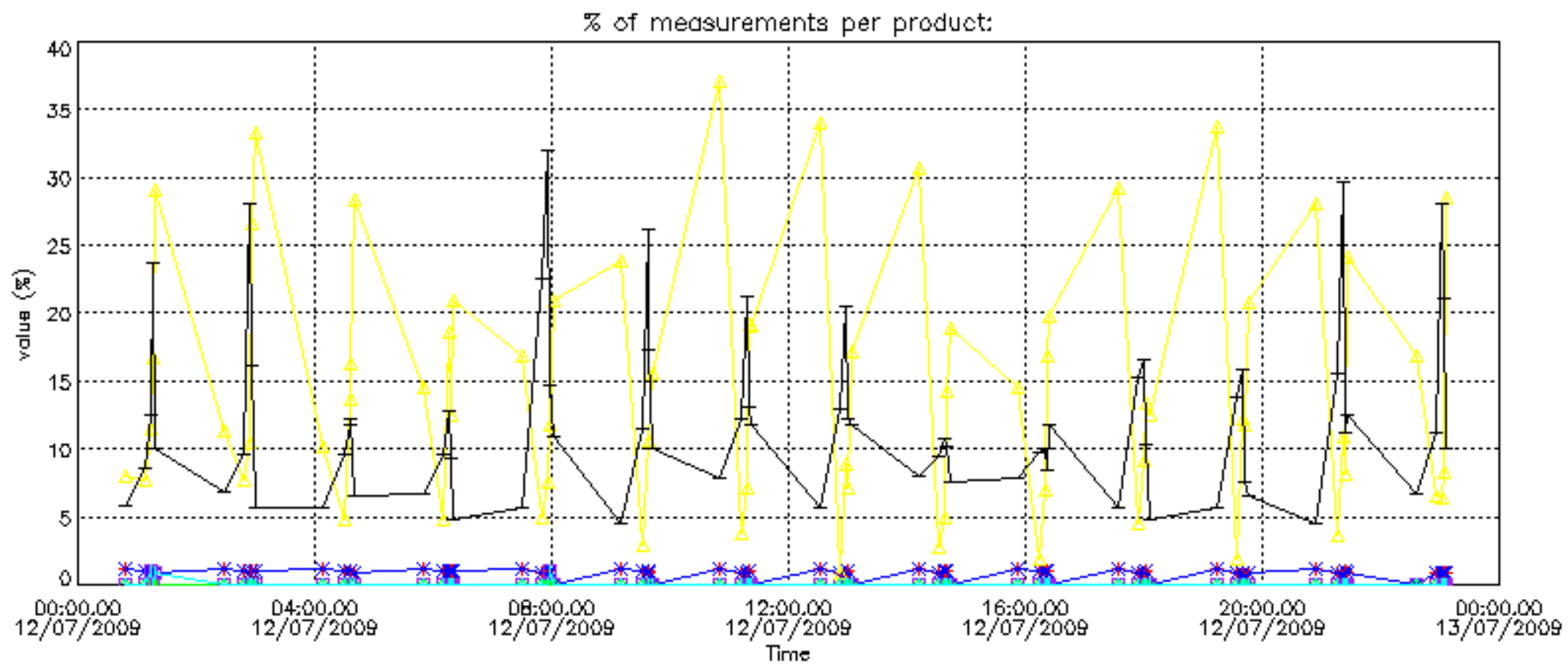


Percentage of flagged data per NO2 profile

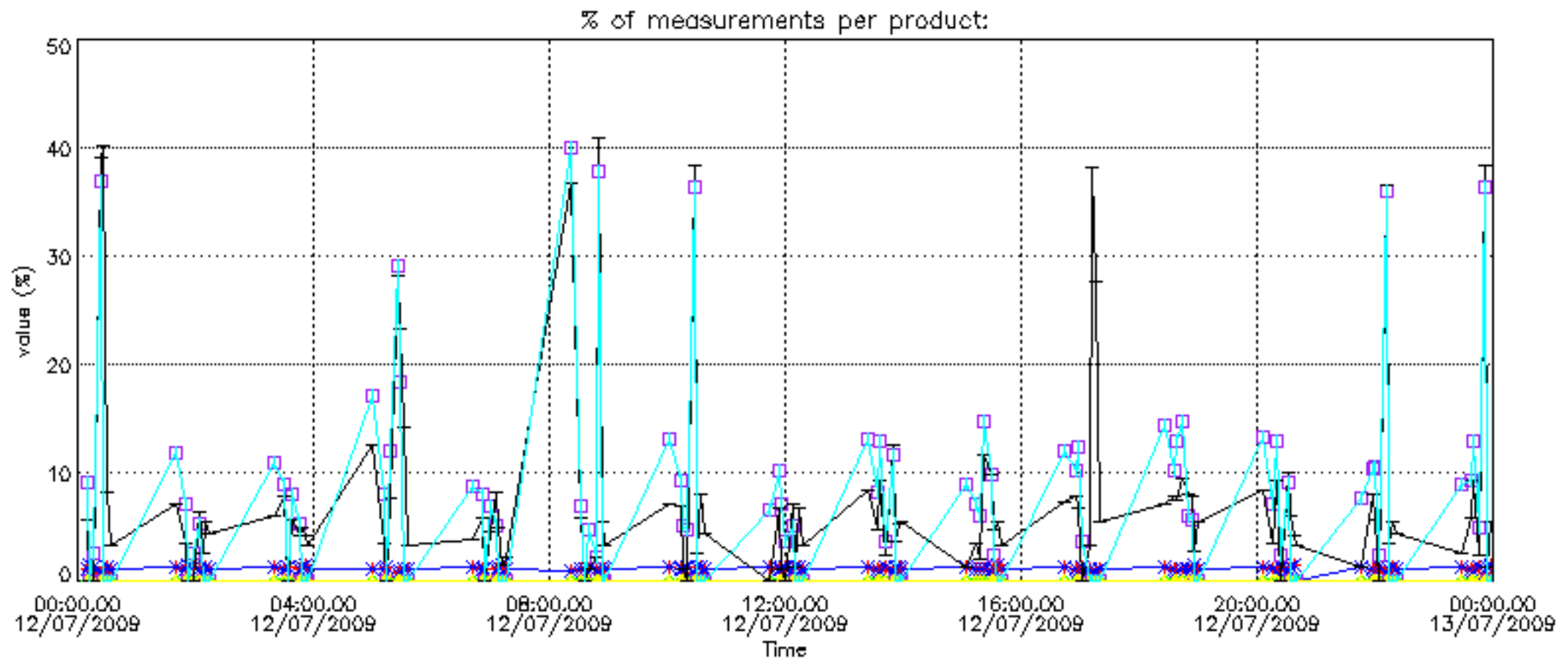


Percentage of flagged data per NO3 profile

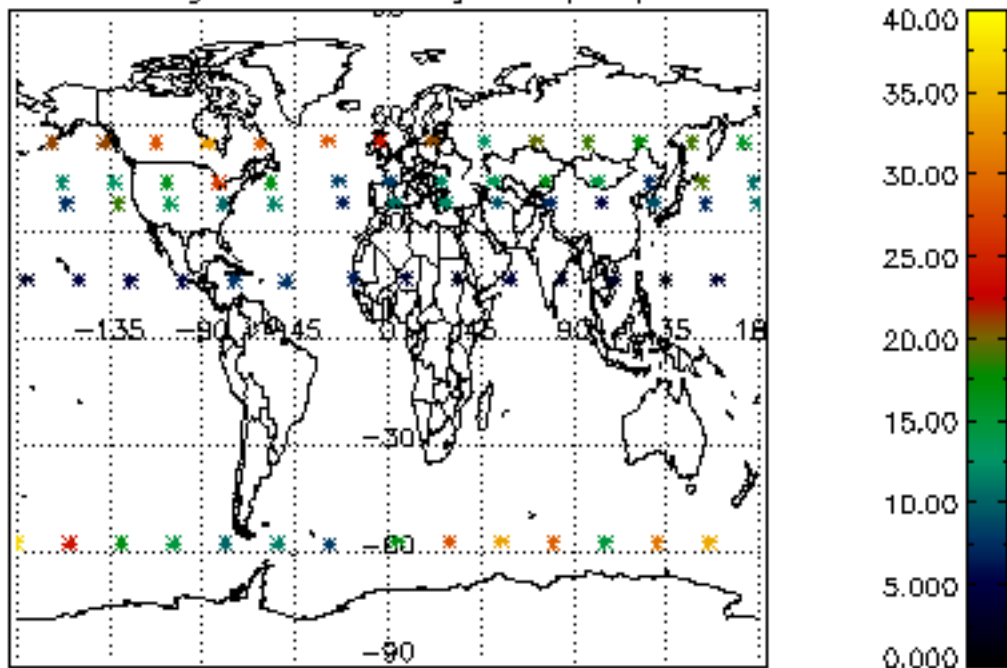




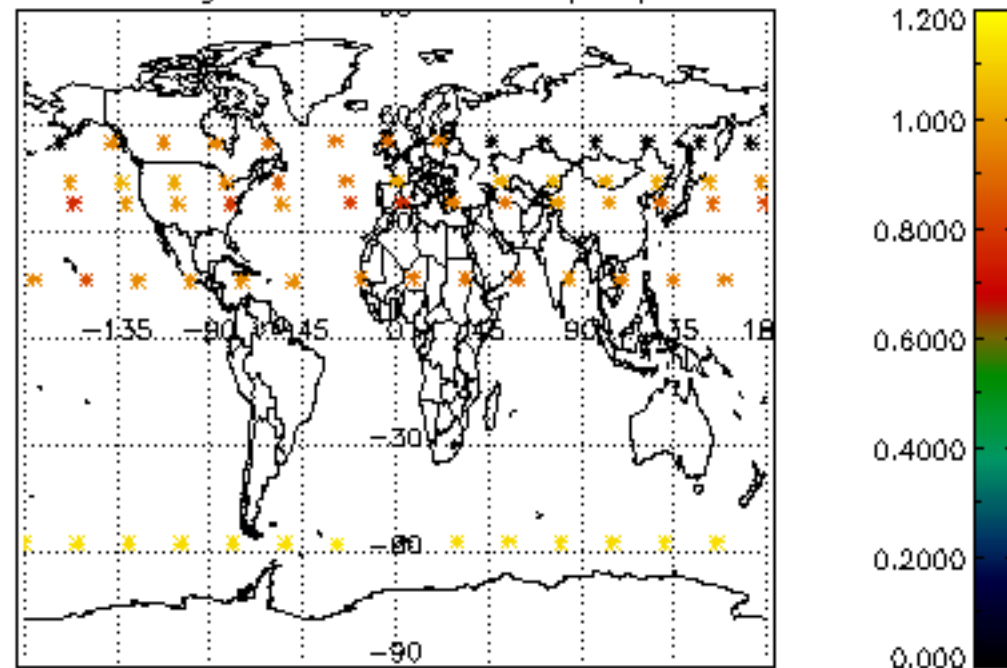




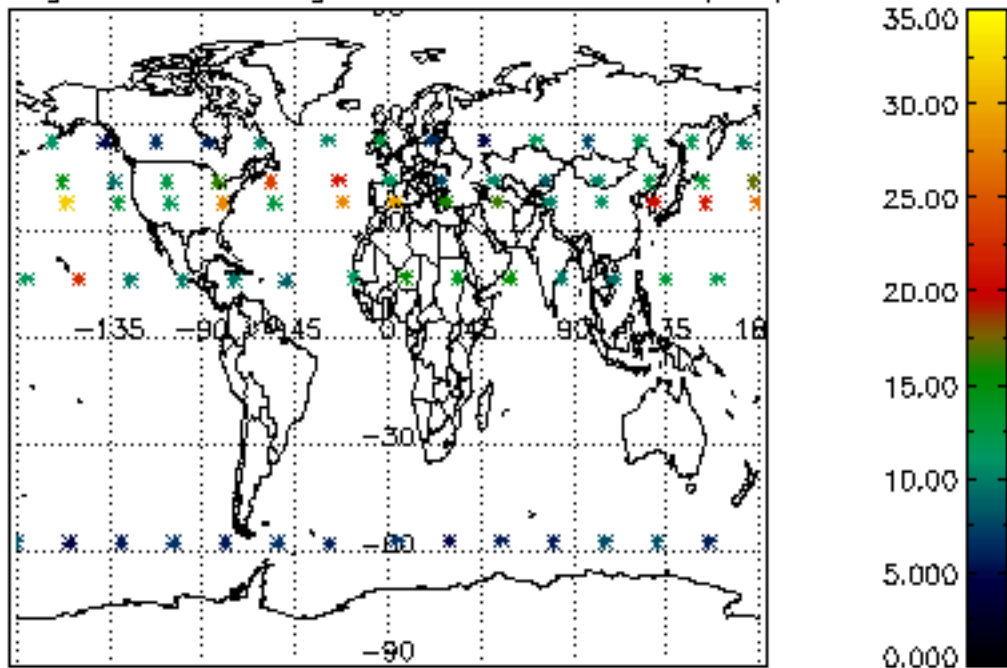
Percentage of cosmic ray hits per profile



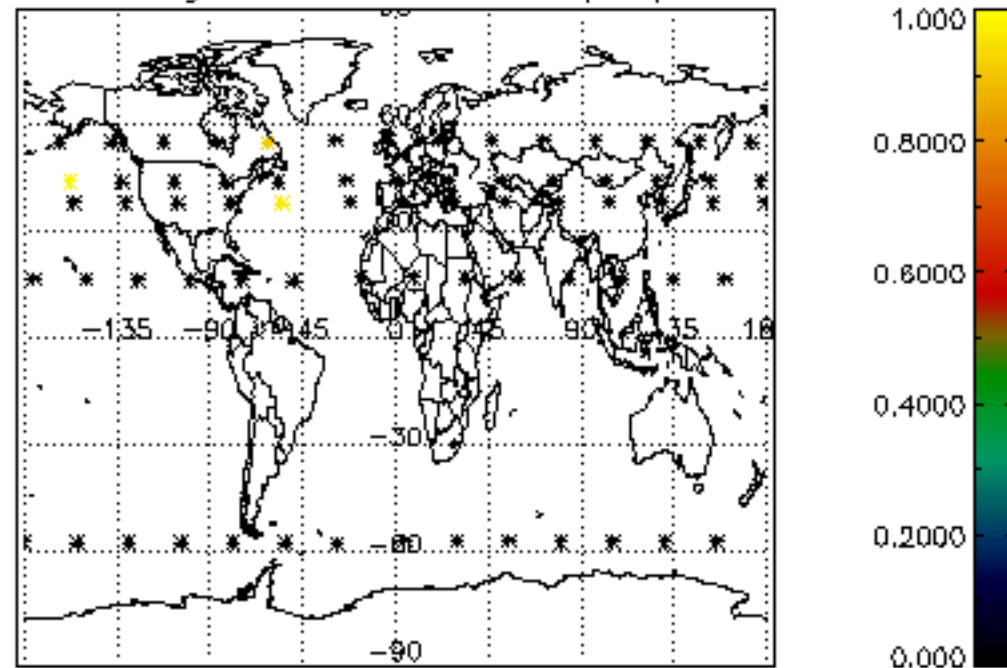
Percentage of datation errors per profile



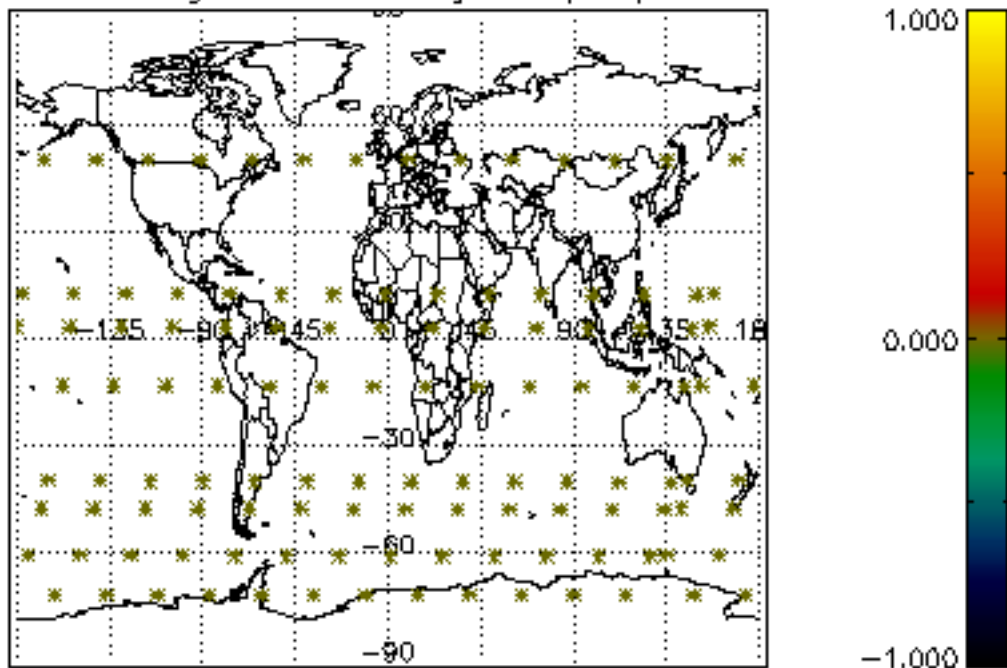
Percentage of star falling outside central band per profile



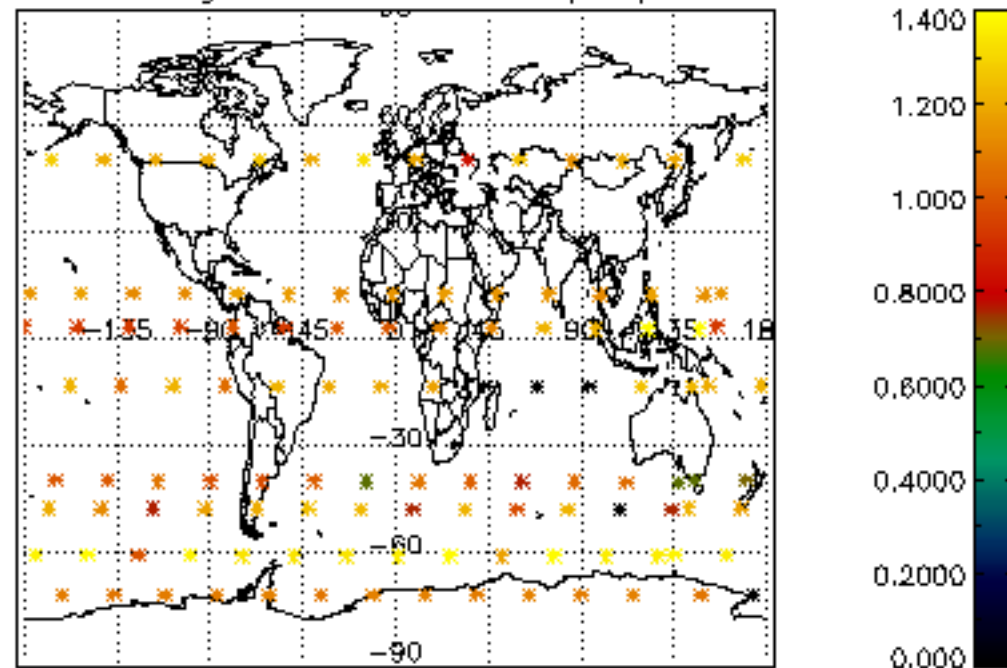
Percentage of saturation errors per profile



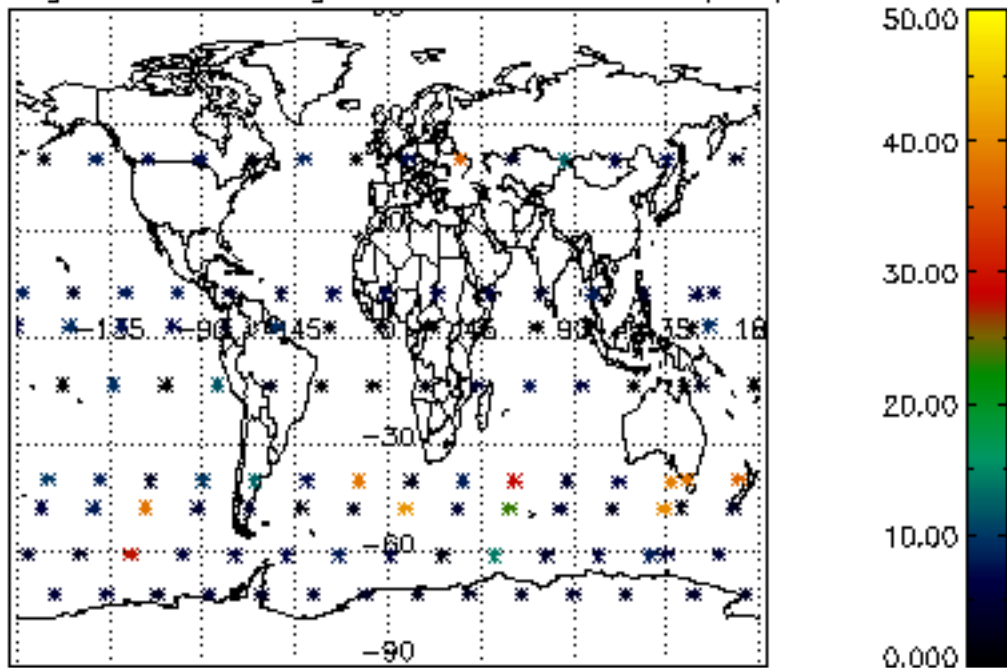
Percentage of cosmic ray hits per profile



Percentage of datation errors per profile



Percentage of star falling outside central band per profile



Percentage of saturation errors per profile

