

GOMOS Level 2 Daily Report

SUMMARY

[1. General Info](#)

[2. Summary of processed GOM_NL_2P products](#)

[3. Level 2 Quality information per product](#)

[3.1 Plot of level 2 quality information per product \(time dependant\)](#)

[3.2 Plot of level 2 quality information per product \(world map\)](#)

[4. Level 1 Quality information per product \(stored on level 2 products\)](#)

[4.1 Plot of level 1 quality information per product \(time dependant\)](#)

[4.1.1 Plot of level 1 quality information per product \(time dependant\): ASCENDING](#)

[4.1.2 Plot of level 1 quality information per product \(time dependant\): DESCENDING](#)

[4.2 Plot of level 1 quality information per product \(world map\)](#)

[4.2.1 Plot of level 1 quality information per product \(world map\): ASCENDING](#)

[4.2.2 Plot of level 1 quality information per product \(world map\): DESCENDING](#)

[5. Ozone profiles based on quality statistics and other trace gas profiles](#)

[5.1 Ozone statistics based on quality of products](#)

[5.2 Plot ozone profiles for all STD \(dark without errors\)](#)

[5.3 Plot ozone profiles where STD < 20% \(dark without errors\)](#)

[5.4. Plot ozone profiles where STD < 10% \(dark without errors\)](#)

[5.5. Plot ozone profiles where STD < 5% \(dark without errors\)](#)

[5.6 Plot NO2 profiles for all STD \(dark without errors\)](#)

[5.7 Plot NO3 profiles for all STD \(dark without errors\)](#)

[5.8 Plot H2O profiles \(only for occultations of stars 1,2,3,4,13,14,16,26,63 dark without errors\) for all STD](#)

[6. Auxiliary Data Files used for the production reported in section 2](#)

This report presents the daily analysis on parameters extracted from GOMOS level 2 data (GOM_NL__2P). It is intended to monitor some important parameters that will impact the quality of these products. A list of level 2 products (and content) that have arrived during the reporting day to the PCF is also given.

Item	Value
Time of report generation	26APR2013 10:26:38
Data source version	GOMOS/6.01
Start time of products	30-06-2009 (30JUN2009 00:00:00)
Stop time of products	01-07-2009 (01JUL2009 00:00:00)
Store outputs in DB	Yes
Nb of level 2 prods	201
Nb of prods with errors	0

2. Summary of processed GOM_NL__2P products.

Nr	Filename	UTC Start time	Limb	Duration	Star Id	Star Name	Star Mag	Star Temp	Nb Meas	Orbit	Prod. error
1	GOM_NL__2PRFIN20090630_000304_000000442080_00202_38332_6745.N1	30-JUN-2009 00:03:04	Bright	43.500	74	11Bet Cas	2.2680	6600.0	87	38332	No
2	GOM_NL__2PRFIN20090630_000444_000000412080_00202_38332_6746.N1	30-JUN-2009 00:04:44	Bright	41.000	68	18Alp Cas	2.2250	4500.0	82	38332	No
3	GOM_NL__2PRFIN20090630_001059_000000362080_00202_38332_6747.N1	30-JUN-2009 00:10:59	Bright	35.500	73	57Gam1And	2.2600	13100.	71	38332	No
4	GOM_NL__2PRFIN20090630_001335_000000362080_00202_38332_6748.N1	30-JUN-2009 00:13:35	Twilight	36.000	173	4Bet Tri	3.0040	8900.0	72	38332	No
5	GOM_NL__2PRFIN20090630_001746_000000392080_00202_38332_6749.N1	30-JUN-2009 00:17:46	Dark	39.000	50	13Alp Ari	2.0070	4250.0	78	38332	No
6	GOM_NL__2PRFIN20090630_004151_000000502080_00203_38333_6753.N1	30-JUN-2009 00:41:51	Dark	49.500	84	Alp Phe	2.3970	4500.0	99	38333	No
7	GOM_NL__2PRFIN20090630_004820_000000662080_00203_38333_6754.N1	30-JUN-2009 00:48:20	Straylight	66.000	63	Bet Gru	2.1500	2800.0	132	38333	No
8	GOM_NL__2PRFIN20090630_005018_000000502080_00203_38333_6755.N1	30-JUN-2009 00:50:18	Straylight	49.500	31	Alp Gru	1.7340	15200.	99	38333	No
9	GOM_NL__2PRFIN20090630_005308_000000582080_00203_38333_6756.N1	30-JUN-2009 00:53:08	Straylight	57.500	172	Gam Gru	3.0030	13100.	115	38333	No
10	GOM_NL__2PRFIN20090630_010505_000000472080_00203_38333_6757.N1	30-JUN-2009 01:05:05	Bright	47.000	155	41Pi Sgr	2.9000	6600.0	94	38333	No
11	GOM_NL__2PRFIN20090630_011747_000000482080_00203_38333_6758.N1	30-JUN-2009 01:17:47	Bright	48.000	168	17Zet Aql	2.9860	11000.	96	38333	No
12	GOM_NL__2PRFIN20090630_012446_000000432080_00203_38333_6759.N1	30-JUN-2009 01:24:46	Bright	43.000	5	3Alp Lyr	0.033000	11000.	86	38333	No
13	GOM_NL__2PRFIN20090630_012922_000000482080_00203_38333_6760.N1	30-JUN-2009 01:29:22	Bright	47.500	144	18Del Cyg	2.8600	11000.	95	38333	No
14	GOM_NL__2PRFIN20090630_013620_000000462080_00203_38333_6761.N1	30-JUN-2009 01:36:20	Bright	46.000	89	5Alp Cep	2.4510	8000.0	92	38333	No
15	GOM_NL__2PRFIN20090630_014339_000000472080_00203_38333_6762.N1	30-JUN-2009 01:43:39	Bright	47.000	74	11Bet Cas	2.2680	6600.0	94	38333	No
16	GOM_NL__2PRFIN20090630_014520_000000482080_00203_38333_6763.N1	30-JUN-2009 01:45:20	Bright	47.500	68	18Alp Cas	2.2250	4500.0	95	38333	No
17	GOM_NL__2PRFIN20090630_015135_000000392080_00203_38333_6764.N1	30-JUN-2009 01:51:35	Bright	38.500	73	57Gam1And	2.2600	13100.	77	38333	No
18	GOM_NL__2PRFIN20090630_015411_000000392080_00203_38333_6765.N1	30-JUN-2009 01:54:11	Twilight	38.500	173	4Bet Tri	3.0040	8900.0	77	38333	No
19	GOM_NL__2PRFIN20090630_015823_000000402080_00203_38333_6766.N1	30-JUN-2009 01:58:23	Dark	40.000	50	13Alp Ari	2.0070	4250.0	80	38333	No
20	GOM_NL__2PRFIN20090630_022228_000000612080_00204_38334_6788.N1	30-JUN-2009 02:22:28	Dark	61.000	84	Alp Phe	2.3970	4500.0	122	38334	No
21	GOM_NL__2PRFIN20090630_022857_000000562080_00204_38334_6789.N1	30-JUN-2009 02:28:57	Straylight	56.000	63	Bet Gru	2.1500	2800.0	112	38334	No
22	GOM_NL__2PRFIN20090630_023055_000000512080_00204_38334_6790.N1	30-JUN-2009 02:30:55	Straylight	50.500	31	Alp Gru	1.7340	15200.	101	38334	No
23	GOM_NL__2PRFIN20090630_023346_000000612080_00204_38334_6791.N1	30-JUN-2009 02:33:46	Straylight	61.000	172	Gam Gru	3.0030	13100.	122	38334	No
24	GOM_NL__2PRFIN20090630_024542_000000462080_00204_38334_6792.N1	30-JUN-2009 02:45:42	Bright	46.000	155	41Pi Sgr	2.9000	6600.0	92	38334	No
25	GOM_NL__2PRFIN20090630_025822_000000512080_00204_38334_6793.N1	30-JUN-2009 02:58:22	Bright	50.500	168	17Zet Aql	2.9860	11000.	101	38334	No
26	GOM_NL__2PRFIN20090630_030521_000000422080_00204_38334_6794.N1	30-JUN-2009 03:05:21	Bright	41.500	5	3Alp Lyr	0.033000	11000.	83	38334	No
27	GOM_NL__2PRFIN20090630_030957_000000462080_00204_38334_6795.N1	30-JUN-2009 03:09:57	Bright	46.000	144	18Del Cyg	2.8600	11000.	92	38334	No
28	GOM_NL__2PRFIN20090630_031655_000000452080_00204_38334_6796.N1	30-JUN-2009 03:16:55	Bright	45.000	89	5Alp Cep	2.4510	8000.0	90	38334	No
29	GOM_NL__2PRFIN20090630_032414_000000452080_00204_38334_6797.N1	30-JUN-2009 03:24:14	Bright	45.000	74	11Bet Cas	2.2680	6600.0	90	38334	No
30	GOM_NL__2PRFIN20090630_032555_000000422080_00204_38334_6798.N1	30-JUN-2009 03:25:55	Bright	42.000	68	18Alp Cas	2.2250	4500.0	84	38334	No
31	GOM_NL__2PRFIN20090630_033210_000000382080_00204_38334_6799.N1	30-JUN-2009 03:32:10	Bright	38.000	73	57Gam1And	2.2600	13100.	76	38334	No
32	GOM_NL__2PRFIN20090630_033447_000000382080_00204_38334_6800.N1	30-JUN-2009 03:34:47	Twilight	38.000	173	4Bet Tri	3.0040	8900.0	76	38334	No
33	GOM_NL__2PRFIN20090630_033859_000000412080_00204_38334_6801.N1	30-JUN-2009 03:38:59	Dark	40.500	50	13Alp Ari	2.0070	4250.0	81	38334	No
34	GOM_NL__2PRFIN20090630_040305_000000482080_00205_38335_6802.N1	30-JUN-2009 04:03:05	Dark	47.500	84	Alp Phe	2.3970	4500.0	95	38335	No
35	GOM_NL__2PRFIN20090630_040934_000000522080_00205_38335_6803.N1	30-JUN-2009 04:09:34	Straylight	51.500	63	Bet Gru	2.1500	2800.0	103	38335	No
36	GOM_NL__2PRFIN20090630_041132_000000512080_00205_38335_6804.N1	30-JUN-2009 04:11:32	Straylight	50.500	31	Alp Gru	1.7340	15200.	101	38335	No
37	GOM_NL__2PRFIN20090630_041423_000000582080_00205_38335_6805.N1	30-JUN-2009 04:14:23	Straylight	57.500	172	Gam Gru	3.0030	13100.	115	38335	No
38	GOM_NL__2PRFIN20090630_042618_000000492080_00205_38335_6806.N1	30-JUN-2009 04:26:18	Bright	48.500	155	41Pi Sgr	2.9000	6600.0	97	38335	No
39	GOM_NL__2PRFIN20090630_043858_000000502080_00205_38335_6807.N1	30-JUN-2009 04:38:58	Bright	49.500	168	17Zet Aql	2.9860	11000.	99	38335	No
40	GOM_NL__2PRFIN20090630_044557_000000412080_00205_38335_6808.N1	30-JUN-2009 04:45:57	Bright	40.500	5	3Alp Lyr	0.033000	11000.	81	38335	No
41	GOM_NL__2PRFIN20090630_045032_000000502080_00205_38335_6809.N1	30-JUN-2009 04:50:32	Bright	50.000	144	18Del Cyg	2.8600	11000.	100	38335	No
42	GOM_NL__2PRFIN20090630_045731_000000472080_00205_38335_6810.N1	30-JUN-2009 04:57:31	Bright	47.000	89	5Alp Cep	2.4510	8000.0	94	38335	No

43	GOM_NL__2PRFIN20090630_050450_000000692080_00205_38335_6811.N1	30-JUN-2009 05:04:50	Bright	69.000	74	11Bet Cas	2.2680	6600.0	138	38335	No
44	GOM_NL__2PRFIN20090630_050631_000000432080_00205_38335_6812.N1	30-JUN-2009 05:06:31	Bright	42.500	68	18Alp Cas	2.2250	4500.0	85	38335	No
45	GOM_NL__2PRFIN20090630_051247_000000382080_00205_38335_6813.N1	30-JUN-2009 05:12:47	Bright	38.000	73	57Gam1And	2.2600	13100.	76	38335	No
46	GOM_NL__2PRFIN20090630_051523_000000392080_00205_38335_6814.N1	30-JUN-2009 05:15:23	Tw_i_and_stray	38.500	173	4Bet Tri	3.0040	8900.0	77	38335	No
47	GOM_NL__2PRFIN20090630_051935_000000412080_00205_38335_6815.N1	30-JUN-2009 05:19:35	Dark	41.000	50	13Alp Ari	2.0070	4250.0	82	38335	No
48	GOM_NL__2PRFIN20090630_054342_000000512080_00206_38336_6813.N1	30-JUN-2009 05:43:42	Dark	51.000	84	Alp Phe	2.3970	4500.0	102	38336	No
49	GOM_NL__2PRFIN20090630_055012_000000522080_00206_38336_6814.N1	30-JUN-2009 05:50:12	Straylight	52.000	63	Bet Gru	2.1500	2800.0	104	38336	No
50	GOM_NL__2PRFIN20090630_055209_000000502080_00206_38336_6815.N1	30-JUN-2009 05:52:09	Straylight	50.000	31	Alp Gru	1.7340	15200.	100	38336	No
51	GOM_NL__2PRFIN20090630_055500_000000602080_00206_38336_6816.N1	30-JUN-2009 05:55:00	Straylight	60.000	172	Gam Gru	3.0030	13100.	120	38336	No
52	GOM_NL__2PRFIN20090630_060654_000000462080_00206_38336_6817.N1	30-JUN-2009 06:06:54	Bright	45.500	155	41Pi Sgr	2.9000	6600.0	91	38336	No
53	GOM_NL__2PRFIN20090630_061933_000000512080_00206_38336_6818.N1	30-JUN-2009 06:19:33	Bright	50.500	168	17Zet Aql	2.9860	11000.	101	38336	No
54	GOM_NL__2PRFIN20090630_062632_000000482080_00206_38336_6819.N1	30-JUN-2009 06:26:32	Bright	47.500	5	3Alp Lyr	0.033000	11000.	95	38336	No
55	GOM_NL__2PRFIN20090630_063107_000000492080_00206_38336_6820.N1	30-JUN-2009 06:31:07	Bright	48.500	144	18Del Cyg	2.8600	11000.	97	38336	No
56	GOM_NL__2PRFIN20090630_063806_000000462080_00206_38336_6821.N1	30-JUN-2009 06:38:06	Bright	46.000	89	5Alp Cep	2.4510	8000.0	92	38336	No
57	GOM_NL__2PRFIN20090630_064526_000000432080_00206_38336_6822.N1	30-JUN-2009 06:45:26	Bright	42.500	74	11Bet Cas	2.2680	6600.0	85	38336	No
58	GOM_NL__2PRFIN20090630_064706_000000442080_00206_38336_6823.N1	30-JUN-2009 06:47:06	Bright	43.500	68	18Alp Cas	2.2250	4500.0	87	38336	No
59	GOM_NL__2PRFIN20090630_065322_000000382080_00206_38336_6824.N1	30-JUN-2009 06:53:22	Bright	37.500	73	57Gam1And	2.2600	13100.	75	38336	No
60	GOM_NL__2PRFIN20090630_065559_000000382080_00206_38336_6825.N1	30-JUN-2009 06:55:59	Tw_i_and_stray	37.500	173	4Bet Tri	3.0040	8900.0	75	38336	No
61	GOM_NL__2PRFIN20090630_070011_000000402080_00206_38336_6826.N1	30-JUN-2009 07:00:11	Dark	40.000	50	13Alp Ari	2.0070	4250.0	80	38336	No
62	GOM_NL__2PRFIN20090630_072419_000000492080_00207_38337_6827.N1	30-JUN-2009 07:24:19	Dark	48.500	84	Alp Phe	2.3970	4500.0	97	38337	No
63	GOM_NL__2PRFIN20090630_073048_000000542080_00207_38337_6828.N1	30-JUN-2009 07:30:48	Straylight	53.500	63	Bet Gru	2.1500	2800.0	107	38337	No
64	GOM_NL__2PRFIN20090630_073246_000000492080_00207_38337_6829.N1	30-JUN-2009 07:32:46	Straylight	48.500	31	Alp Gru	1.7340	15200.	97	38337	No
65	GOM_NL__2PRFIN20090630_073537_000000582080_00207_38337_6830.N1	30-JUN-2009 07:35:37	Straylight	57.500	172	Gam Gru	3.0030	13100.	115	38337	No
66	GOM_NL__2PRFIN20090630_074730_000000452080_00207_38337_6831.N1	30-JUN-2009 07:47:30	Bright	45.000	155	41Pi Sgr	2.9000	6600.0	90	38337	No
67	GOM_NL__2PRFIN20090630_080008_000000512080_00207_38337_6832.N1	30-JUN-2009 08:00:08	Bright	51.000	168	17Zet Aql	2.9860	11000.	102	38337	No
68	GOM_NL__2PRFIN20090630_080707_000000462080_00207_38337_6833.N1	30-JUN-2009 08:07:07	Bright	46.000	5	3Alp Lyr	0.033000	11000.	92	38337	No
69	GOM_NL__2PRFIN20090630_081142_000000482080_00207_38337_6834.N1	30-JUN-2009 08:11:42	Bright	47.500	144	18Del Cyg	2.8600	11000.	95	38337	No
70	GOM_NL__2PRFIN20090630_081841_000000462080_00207_38337_6835.N1	30-JUN-2009 08:18:41	Bright	45.500	89	5Alp Cep	2.4510	8000.0	91	38337	No
71	GOM_NL__2PRFIN20090630_082601_000000432080_00207_38337_6836.N1	30-JUN-2009 08:26:01	Bright	42.500	74	11Bet Cas	2.2680	6600.0	85	38337	No
72	GOM_NL__2PRFIN20090630_082742_000000452080_00207_38337_6837.N1	30-JUN-2009 08:27:42	Bright	44.500	68	18Alp Cas	2.2250	4500.0	89	38337	No
73	GOM_NL__2PRFIN20090630_083358_000000372080_00207_38337_6838.N1	30-JUN-2009 08:33:58	Bright	37.000	73	57Gam1And	2.2600	13100.	74	38337	No
74	GOM_NL__2PRFIN20090630_083635_000000382080_00207_38337_6839.N1	30-JUN-2009 08:36:35	Tw_i_and_stray	37.500	173	4Bet Tri	3.0040	8900.0	75	38337	No
75	GOM_NL__2PRFIN20090630_084048_000000402080_00207_38337_6840.N1	30-JUN-2009 08:40:48	Dark	40.000	50	13Alp Ari	2.0070	4250.0	80	38337	No
76	GOM_NL__2PRFIN20090630_090456_000000502080_00208_38338_6846.N1	30-JUN-2009 09:04:56	Dark	50.000	84	Alp Phe	2.3970	4500.0	100	38338	No
77	GOM_NL__2PRFIN20090630_091125_000000542080_00208_38338_6847.N1	30-JUN-2009 09:11:25	Straylight	53.500	63	Bet Gru	2.1500	2800.0	107	38338	No
78	GOM_NL__2PRFIN20090630_091322_000000592080_00208_38338_6848.N1	30-JUN-2009 09:13:22	Straylight	58.500	31	Alp Gru	1.7340	15200.	117	38338	No
79	GOM_NL__2PRFIN20090630_091614_000000602080_00208_38338_6849.N1	30-JUN-2009 09:16:14	Straylight	59.500	172	Gam Gru	3.0030	13100.	119	38338	No
80	GOM_NL__2PRFIN20090630_092806_000000492080_00208_38338_6850.N1	30-JUN-2009 09:28:06	Bright	48.500	155	41Pi Sgr	2.9000	6600.0	97	38338	No
81	GOM_NL__2PRFIN20090630_094044_000000492080_00208_38338_6851.N1	30-JUN-2009 09:40:44	Bright	48.500	168	17Zet Aql	2.9860	11000.	97	38338	No
82	GOM_NL__2PRFIN20090630_094743_000000462080_00208_38338_6852.N1	30-JUN-2009 09:47:43	Bright	46.000	5	3Alp Lyr	0.033000	11000.	92	38338	No
83	GOM_NL__2PRFIN20090630_095218_000000492080_00208_38338_6853.N1	30-JUN-2009 09:52:18	Bright	49.000	144	18Del Cyg	2.8600	11000.	98	38338	No
84	GOM_NL__2PRFIN20090630_095916_000000482080_00208_38338_6854.N1	30-JUN-2009 09:59:16	Bright	47.500	89	5Alp Cep	2.4510	8000.0	95	38338	No
85	GOM_NL__2PRFIN20090630_100636_000000462080_00208_38338_6855.N1	30-JUN-2009 10:06:36	Bright	46.000	74	11Bet Cas	2.2680	6600.0	92	38338	No
86	GOM_NL__2PRFIN20090630_100817_000000422080_00208_38338_6856.N1	30-JUN-2009 10:08:17	Bright	41.500	68	18Alp Cas	2.2250	4500.0	83	38338	No
87	GOM_NL__2PRFIN20090630_101434_000000362080_00208_38338_6857.N1	30-JUN-2009 10:14:34	Bright	36.000	73	57Gam1And	2.2600	13100.	72	38338	No
88	GOM_NL__2PRFIN20090630_101711_000000362080_00208_38338_6858.N1	30-JUN-2009 10:17:11	Tw_i_and_stray	36.000	173	4Bet Tri	3.0040	8900.0	72	38338	No
89	GOM_NL__2PRFIN20090630_102124_000000412080_00208_38338_6859.N1	30-JUN-2009 10:21:24	Dark	41.000	50	13Alp Ari	2.0070	4250.0	82	38338	No
90	GOM_NL__2PRFIN20090630_104533_000000502080_00209_38339_6865.N1	30-JUN-2009 10:45:33	Dark	50.000	84	Alp Phe	2.3970	4500.0	100	38339	No
91	GOM_NL__2PRFIN20090630_105202_000000542080_00209_38339_6866.N1	30-JUN-2009 10:52:02	Straylight	54.000	63	Bet Gru	2.1500	2800.0	108	38339	No
92	GOM_NL__2PRFIN20090630_105359_000000502080_00209_38339_6867.N1	30-JUN-2009 10:53:59	Straylight	50.000	31	Alp Gru	1.7340	15200.	100	38339	No
93	GOM_NL__2PRFIN20090630_105651_000000572080_00209_38339_6868.N1	30-JUN-2009 10:56:51	Straylight	57.000	172	Gam Gru	3.0030	13100.	114	38339	No
94	GOM_NL__2PRFIN20090630_110842_000000462080_00209_38339_6869.N1	30-JUN-2009 11:08:42	Bright	46.000	155	41Pi Sgr	2.9000	6600.0	92	38339	No
95	GOM_NL__2PRFIN20090630_112119_000000482080_00209_38339_6870.N1	30-JUN-2009 11:21:19	Bright	47.500	168	17Zet Aql	2.9860	11000.	95	38339	No
96	GOM_NL__2PRFIN20090630_112818_000000472080_00209_38339_6871.N1	30-JUN-2009 11:28:18	Bright	47.000	5	3Alp Lyr	0.033000	11000.	94	38339	No
97	GOM_NL__2PRFIN20090630_113252_000000512080_00209_38339_6872.N1	30-JUN-2009 11:32:52	Bright	50.500	144	18Del Cyg	2.8600	11000.	101	38339	No
98	GOM_NL__2PRFIN20090630_113952_000000462080_00209_38339_6873.N1	30-JUN-2009 11:39:52	Bright	46.000	89	5Alp Cep	2.4510	8000.0	92	38339	No
99	GOM_NL__2PRFIN20090630_114712_000000432080_00209_38339_6874.N1	30-JUN-2009 11:47:12	Bright	42.500	74	11Bet Cas	2.2680	6600.0	85	38339	No
100	GOM_NL__2PRFIN20090630_114853_000000422080_00209_38339_6875.N1	30-JUN-2009 11:48:53	Bright	42.000	68	18Alp Cas	2.2250	4500.0	84	38339	No
101	GOM_NL__2PRFIN20090630_115510_000000372080_00209_38339_6876.N1	30-JUN-2009 11:55:10	Bright	37.000	73	57Gam1And	2.2600	13100.	74	38339	No

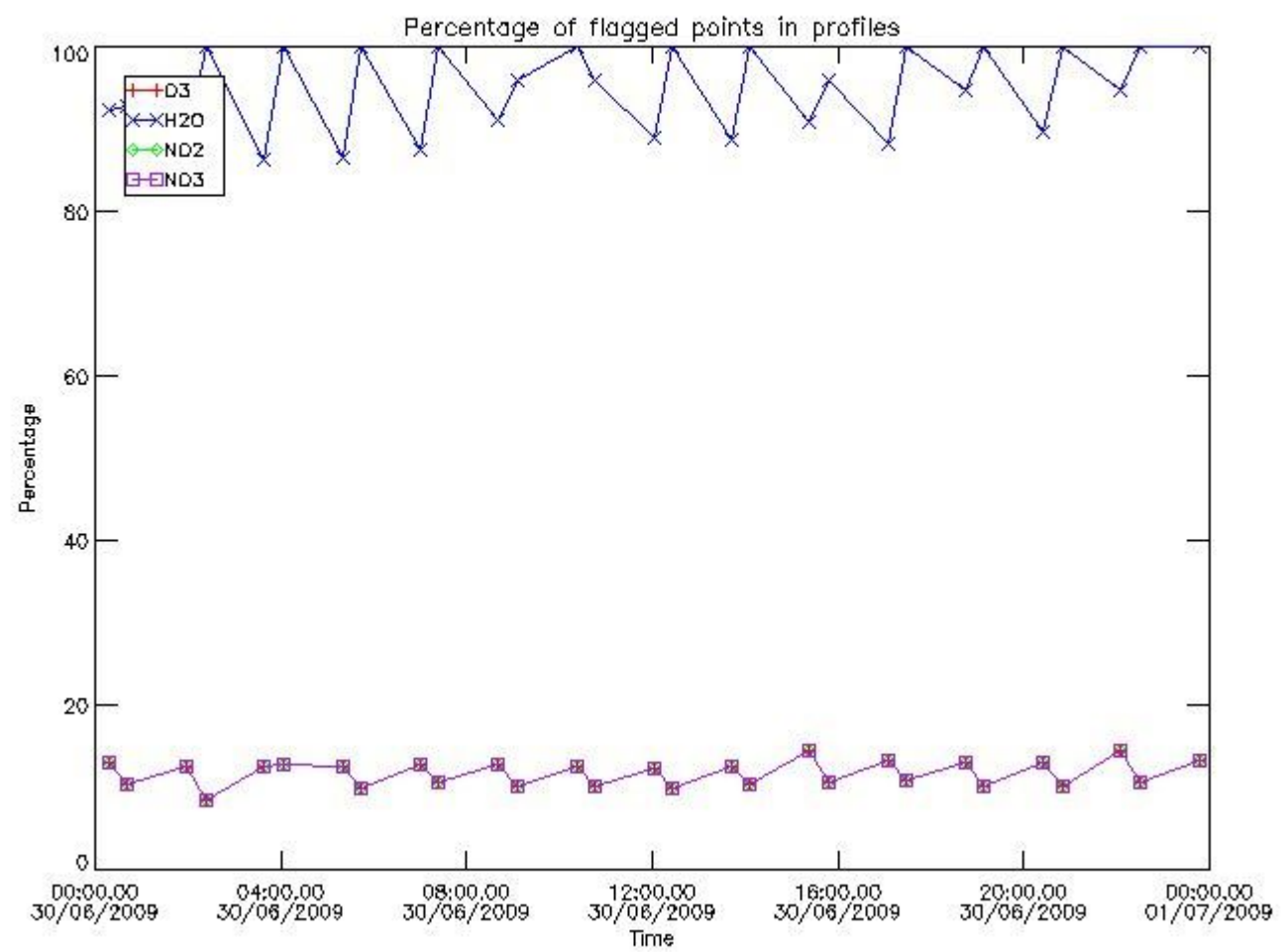
102	GOM_NL__2PRFIN20090630_115747_000000372080_00209_38339_6877.N1	30-JUN-2009 11:57:47	Twilight	37.000	173	4Bet Tri	3.0040	8900.0	74	38339	No
103	GOM_NL__2PRFIN20090630_120200_000000422080_00209_38339_6878.N1	30-JUN-2009 12:02:00	Dark	41.500	50	13Alp Ari	2.0070	4250.0	83	38339	No
104	GOM_NL__2PRFIN20090630_122609_000000522080_00210_38340_6873.N1	30-JUN-2009 12:26:09	Dark	51.500	84	Alp Phe	2.3970	4500.0	103	38340	No
105	GOM_NL__2PRFIN20090630_123239_000000582080_00210_38340_6874.N1	30-JUN-2009 12:32:39	Straylight	57.500	63	Bet Gru	2.1500	2800.0	115	38340	No
106	GOM_NL__2PRFIN20090630_123436_000000512080_00210_38340_6875.N1	30-JUN-2009 12:34:36	Straylight	50.500	31	Alp Gru	1.7340	15200.	101	38340	No
107	GOM_NL__2PRFIN20090630_123728_000000592080_00210_38340_6876.N1	30-JUN-2009 12:37:28	Straylight	58.500	172	Gam Gru	3.0030	13100.	117	38340	No
108	GOM_NL__2PRFIN20090630_124918_000000472080_00210_38340_6877.N1	30-JUN-2009 12:49:18	Bright	47.000	155	41Pi Sgr	2.9000	6600.0	94	38340	No
109	GOM_NL__2PRFIN20090630_130154_000000502080_00210_38340_6878.N1	30-JUN-2009 13:01:54	Bright	50.000	168	17Zet Aql	2.9860	11000.	100	38340	No
110	GOM_NL__2PRFIN20090630_130854_000000482080_00210_38340_6879.N1	30-JUN-2009 13:08:54	Bright	47.500	5	3Alp Lyr	0.033000	11000.	95	38340	No
111	GOM_NL__2PRFIN20090630_131327_000000512080_00210_38340_6880.N1	30-JUN-2009 13:13:27	Bright	50.500	144	18Del Cyg	2.8600	11000.	101	38340	No
112	GOM_NL__2PRFIN20090630_132027_000000442080_00210_38340_6881.N1	30-JUN-2009 13:20:27	Bright	44.000	89	5Alp Cep	2.4510	8000.0	88	38340	No
113	GOM_NL__2PRFIN20090630_132747_000000542080_00210_38340_6882.N1	30-JUN-2009 13:27:47	Bright	53.500	74	11Bet Cas	2.2680	6600.0	107	38340	No
114	GOM_NL__2PRFIN20090630_132929_000000412080_00210_38340_6883.N1	30-JUN-2009 13:29:29	Bright	40.500	68	18Alp Cas	2.2250	4500.0	81	38340	No
115	GOM_NL__2PRFIN20090630_133546_000000372080_00210_38340_6884.N1	30-JUN-2009 13:35:46	Bright	37.000	73	57Gam1And	2.2600	13100.	74	38340	No
116	GOM_NL__2PRFIN20090630_133823_000000372080_00210_38340_6885.N1	30-JUN-2009 13:38:23	Twilight	36.500	173	4Bet Tri	3.0040	8900.0	73	38340	No
117	GOM_NL__2PRFIN20090630_134236_000000412080_00210_38340_6886.N1	30-JUN-2009 13:42:36	Dark	40.500	50	13Alp Ari	2.0070	4250.0	81	38340	No
118	GOM_NL__2PRFIN20090630_140646_000000502080_00211_38341_6888.N1	30-JUN-2009 14:06:46	Dark	49.500	84	Alp Phe	2.3970	4500.0	99	38341	No
119	GOM_NL__2PRFIN20090630_141316_000000532080_00211_38341_6889.N1	30-JUN-2009 14:13:16	Straylight	53.000	63	Bet Gru	2.1500	2800.0	106	38341	No
120	GOM_NL__2PRFIN20090630_141512_000000542080_00211_38341_6890.N1	30-JUN-2009 14:15:12	Straylight	54.000	31	Alp Gru	1.7340	15200.	108	38341	No
121	GOM_NL__2PRFIN20090630_141805_000000582080_00211_38341_6891.N1	30-JUN-2009 14:18:05	Straylight	58.000	172	Gam Gru	3.0030	13100.	116	38341	No
122	GOM_NL__2PRFIN20090630_142955_000000432080_00211_38341_6892.N1	30-JUN-2009 14:29:55	Bright	43.000	155	41Pi Sgr	2.9000	6600.0	86	38341	No
123	GOM_NL__2PRFIN20090630_144230_000000522080_00211_38341_6893.N1	30-JUN-2009 14:42:30	Bright	51.500	168	17Zet Aql	2.9860	11000.	103	38341	No
124	GOM_NL__2PRFIN20090630_144929_000000422080_00211_38341_6894.N1	30-JUN-2009 14:49:29	Bright	42.000	5	3Alp Lyr	0.033000	11000.	84	38341	No
125	GOM_NL__2PRFIN20090630_145403_000000492080_00211_38341_6895.N1	30-JUN-2009 14:54:03	Bright	49.000	144	18Del Cyg	2.8600	11000.	98	38341	No
126	GOM_NL__2PRFIN20090630_150102_000000442080_00211_38341_6896.N1	30-JUN-2009 15:01:02	Bright	44.000	89	5Alp Cep	2.4510	8000.0	88	38341	No
127	GOM_NL__2PRFIN20090630_150822_000000422080_00211_38341_6897.N1	30-JUN-2009 15:08:22	Bright	41.500	74	11Bet Cas	2.2680	6600.0	83	38341	No
128	GOM_NL__2PRFIN20090630_151004_000000402080_00211_38341_6898.N1	30-JUN-2009 15:10:04	Bright	40.000	68	18Alp Cas	2.2250	4500.0	80	38341	No
129	GOM_NL__2PRFIN20090630_151622_000000362080_00211_38341_6899.N1	30-JUN-2009 15:16:22	Bright	36.000	73	57Gam1And	2.2600	13100.	72	38341	No
130	GOM_NL__2PRFIN20090630_151859_000000372080_00211_38341_6900.N1	30-JUN-2009 15:18:59	Twilight	36.500	173	4Bet Tri	3.0040	8900.0	73	38341	No
131	GOM_NL__2PRFIN20090630_152313_000000392080_00211_38341_6901.N1	30-JUN-2009 15:23:13	Dark	39.000	50	13Alp Ari	2.0070	4250.0	78	38341	No
132	GOM_NL__2PRFIN20090630_154723_000000492080_00212_38342_6908.N1	30-JUN-2009 15:47:23	Dark	48.500	84	Alp Phe	2.3970	4500.0	97	38342	No
133	GOM_NL__2PRFIN20090630_155352_000000512080_00212_38342_6909.N1	30-JUN-2009 15:53:52	Straylight	51.000	63	Bet Gru	2.1500	2800.0	102	38342	No
134	GOM_NL__2PRFIN20090630_155549_000000502080_00212_38342_6910.N1	30-JUN-2009 15:55:49	Straylight	50.000	31	Alp Gru	1.7340	15200.	100	38342	No
135	GOM_NL__2PRFIN20090630_155842_000000552080_00212_38342_6911.N1	30-JUN-2009 15:58:42	Straylight	55.000	172	Gam Gru	3.0030	13100.	110	38342	No
136	GOM_NL__2PRFIN20090630_161031_000000452080_00212_38342_6912.N1	30-JUN-2009 16:10:31	Bright	44.500	155	41Pi Sgr	2.9000	6600.0	89	38342	No
137	GOM_NL__2PRFIN20090630_162305_000000492080_00212_38342_6913.N1	30-JUN-2009 16:23:05	Bright	48.500	168	17Zet Aql	2.9860	11000.	97	38342	No
138	GOM_NL__2PRFIN20090630_163005_000000462080_00212_38342_6914.N1	30-JUN-2009 16:30:05	Bright	46.000	5	3Alp Lyr	0.033000	11000.	92	38342	No
139	GOM_NL__2PRFIN20090630_163438_000000512080_00212_38342_6915.N1	30-JUN-2009 16:34:38	Bright	50.500	144	18Del Cyg	2.8600	11000.	101	38342	No
140	GOM_NL__2PRFIN20090630_164138_000000432080_00212_38342_6916.N1	30-JUN-2009 16:41:38	Bright	43.000	89	5Alp Cep	2.4510	8000.0	86	38342	No
141	GOM_NL__2PRFIN20090630_164858_000000422080_00212_38342_6917.N1	30-JUN-2009 16:48:58	Bright	42.000	74	11Bet Cas	2.2680	6600.0	84	38342	No
142	GOM_NL__2PRFIN20090630_165040_000000402080_00212_38342_6918.N1	30-JUN-2009 16:50:40	Bright	39.500	68	18Alp Cas	2.2250	4500.0	79	38342	No
143	GOM_NL__2PRFIN20090630_165657_000000362080_00212_38342_6919.N1	30-JUN-2009 16:56:57	Bright	36.000	73	57Gam1And	2.2600	13100.	72	38342	No
144	GOM_NL__2PRFIN20090630_165935_000000372080_00212_38342_6920.N1	30-JUN-2009 16:59:35	Twilight	36.500	173	4Bet Tri	3.0040	8900.0	73	38342	No
145	GOM_NL__2PRFIN20090630_170349_000000392080_00212_38342_6921.N1	30-JUN-2009 17:03:49	Dark	38.500	50	13Alp Ari	2.0070	4250.0	77	38342	No
146	GOM_NL__2PRFIN20090630_172800_000000482080_00213_38343_6927.N1	30-JUN-2009 17:28:00	Dark	47.500	84	Alp Phe	2.3970	4500.0	95	38343	No
147	GOM_NL__2PRFIN20090630_173429_000000482080_00213_38343_6928.N1	30-JUN-2009 17:34:29	Straylight	48.000	63	Bet Gru	2.1500	2800.0	96	38343	No
148	GOM_NL__2PRFIN20090630_173626_000000472080_00213_38343_6929.N1	30-JUN-2009 17:36:26	Straylight	47.000	31	Alp Gru	1.7340	15200.	94	38343	No
149	GOM_NL__2PRFIN20090630_173919_000000552080_00213_38343_6930.N1	30-JUN-2009 17:39:19	Straylight	55.000	172	Gam Gru	3.0030	13100.	110	38343	No
150	GOM_NL__2PRFIN20090630_175107_000000422080_00213_38343_6931.N1	30-JUN-2009 17:51:07	Bright	42.000	155	41Pi Sgr	2.9000	6600.0	84	38343	No
151	GOM_NL__2PRFIN20090630_180340_000000492080_00213_38343_6932.N1	30-JUN-2009 18:03:40	Bright	48.500	168	17Zet Aql	2.9860	11000.	97	38343	No
152	GOM_NL__2PRFIN20090630_181040_000000442080_00213_38343_6933.N1	30-JUN-2009 18:10:40	Bright	43.500	5	3Alp Lyr	0.033000	11000.	87	38343	No
153	GOM_NL__2PRFIN20090630_181513_000000502080_00213_38343_6934.N1	30-JUN-2009 18:15:13	Bright	49.500	144	18Del Cyg	2.8600	11000.	99	38343	No
154	GOM_NL__2PRFIN20090630_182213_000000432080_00213_38343_6935.N1	30-JUN-2009 18:22:13	Bright	42.500	89	5Alp Cep	2.4510	8000.0	85	38343	No
155	GOM_NL__2PRFIN20090630_182933_000000412080_00213_38343_6936.N1	30-JUN-2009 18:29:33	Bright	40.500	74	11Bet Cas	2.2680	6600.0	81	38343	No
156	GOM_NL__2PRFIN20090630_183116_000000392080_00213_38343_6937.N1	30-JUN-2009 18:31:16	Bright	39.000	68	18Alp Cas	2.2250	4500.0	78	38343	No
157	GOM_NL__2PRFIN20090630_183733_000000362080_00213_38343_6938.N1	30-JUN-2009 18:37:33	Bright	35.500	73	57Gam1And	2.2600	13100.	71	38343	No
158	GOM_NL__2PRFIN20090630_184011_000000362080_00213_38343_6939.N1	30-JUN-2009 18:40:11	Twilight	35.500	173	4Bet Tri	3.0040	8900.0	71	38343	No
159	GOM_NL__2PRFIN20090630_184425_000000392080_00213_38343_6940.N1	30-JUN-2009 18:44:25	Dark	39.000	50	13Alp Ari	2.0070	4250.0	78	38343	No
160	GOM_NL__2PRFIN20090630_190838_000000502080_00214_38344_6964.N1	30-JUN-2009 19:08:38	Dark	50.000	84	Alp Phe	2.3970	4500.0	100	38344	No

161	GOM_NL__2PRFIN20090630_191506_000000502080_00214_38344_6965.N1	30-JUN-2009 19:15:06	Straylight	49.500	63	Bet Gru	2.1500	2800.0	99	38344	No
162	GOM_NL__2PRFIN20090630_191704_000000482080_00214_38344_6966.N1	30-JUN-2009 19:17:04	Straylight	47.500	31	Alp Gru	1.7340	15200.	95	38344	No
163	GOM_NL__2PRFIN20090630_191956_000000562080_00214_38344_6967.N1	30-JUN-2009 19:19:56	Straylight	55.500	172	Gam Gru	3.0030	13100.	111	38344	No
164	GOM_NL__2PRFIN20090630_193143_000000422080_00214_38344_6968.N1	30-JUN-2009 19:31:43	Bright	42.000	155	41Pi Sgr	2.9000	6600.0	84	38344	No
165	GOM_NL__2PRFIN20090630_194416_000000482080_00214_38344_6969.N1	30-JUN-2009 19:44:16	Bright	47.500	168	17Zet Aql	2.9860	11000.	95	38344	No
166	GOM_NL__2PRFIN20090630_195115_000000412080_00214_38344_6970.N1	30-JUN-2009 19:51:15	Bright	41.000	5	3Alp Lyr	0.033000	11000.	82	38344	No
167	GOM_NL__2PRFIN20090630_195548_000000512080_00214_38344_6971.N1	30-JUN-2009 19:55:48	Bright	51.000	144	18Del Cyg	2.8600	11000.	102	38344	No
168	GOM_NL__2PRFIN20090630_200248_000000422080_00214_38344_6972.N1	30-JUN-2009 20:02:48	Bright	41.500	89	5Alp Cep	2.4510	8000.0	83	38344	No
169	GOM_NL__2PRFIN20090630_201009_000000412080_00214_38344_6973.N1	30-JUN-2009 20:10:09	Bright	40.500	74	11Bet Cas	2.2680	6600.0	81	38344	No
170	GOM_NL__2PRFIN20090630_201150_000000402080_00214_38344_6974.N1	30-JUN-2009 20:11:50	Bright	40.000	68	18Alp Cas	2.2250	4500.0	80	38344	No
171	GOM_NL__2PRFIN20090630_201810_000000362080_00214_38344_6975.N1	30-JUN-2009 20:18:10	Bright	35.500	73	57Gam1And	2.2600	13100.	71	38344	No
172	GOM_NL__2PRFIN20090630_202047_000000362080_00214_38344_6976.N1	30-JUN-2009 20:20:47	Tw_i_and_stray	35.500	173	4Bet Tri	3.0040	8900.0	71	38344	No
173	GOM_NL__2PRFIN20090630_202501_000000392080_00214_38344_6977.N1	30-JUN-2009 20:25:01	Dark	39.000	50	13Alp Ari	2.0070	4250.0	78	38344	No
174	GOM_NL__2PRFIN20090630_204914_000000512080_00215_38345_6980.N1	30-JUN-2009 20:49:14	Dark	50.500	84	Alp Phe	2.3970	4500.0	101	38345	No
175	GOM_NL__2PRFIN20090630_205544_000000502080_00215_38345_6981.N1	30-JUN-2009 20:55:44	Straylight	49.500	63	Bet Gru	2.1500	2800.0	99	38345	No
176	GOM_NL__2PRFIN20090630_205740_000000492080_00215_38345_6982.N1	30-JUN-2009 20:57:40	Straylight	48.500	31	Alp Gru	1.7340	15200.	97	38345	No
177	GOM_NL__2PRFIN20090630_210033_000000562080_00215_38345_6983.N1	30-JUN-2009 21:00:33	Straylight	55.500	172	Gam Gru	3.0030	13100.	111	38345	No
178	GOM_NL__2PRFIN20090630_211219_000000432080_00215_38345_6984.N1	30-JUN-2009 21:12:19	Bright	43.000	155	41Pi Sgr	2.9000	6600.0	86	38345	No
179	GOM_NL__2PRFIN20090630_212451_000000502080_00215_38345_6985.N1	30-JUN-2009 21:24:51	Bright	49.500	168	17Zet Aql	2.9860	11000.	99	38345	No
180	GOM_NL__2PRFIN20090630_213151_000000412080_00215_38345_6986.N1	30-JUN-2009 21:31:51	Bright	41.000	5	3Alp Lyr	0.033000	11000.	82	38345	No
181	GOM_NL__2PRFIN20090630_213623_000000492080_00215_38345_6987.N1	30-JUN-2009 21:36:23	Bright	49.000	144	18Del Cyg	2.8600	11000.	98	38345	No
182	GOM_NL__2PRFIN20090630_214323_000000442080_00215_38345_6988.N1	30-JUN-2009 21:43:23	Bright	43.500	89	5Alp Cep	2.4510	8000.0	87	38345	No
183	GOM_NL__2PRFIN20090630_215044_000000412080_00215_38345_6989.N1	30-JUN-2009 21:50:44	Bright	41.000	74	11Bet Cas	2.2680	6600.0	82	38345	No
184	GOM_NL__2PRFIN20090630_215226_000000402080_00215_38345_6990.N1	30-JUN-2009 21:52:26	Bright	40.000	68	18Alp Cas	2.2250	4500.0	80	38345	No
185	GOM_NL__2PRFIN20090630_215845_000000362080_00215_38345_6991.N1	30-JUN-2009 21:58:45	Bright	36.000	73	57Gam1And	2.2600	13100.	72	38345	No
186	GOM_NL__2PRFIN20090630_220123_000000362080_00215_38345_6992.N1	30-JUN-2009 22:01:23	Tw_i_and_stray	36.000	173	4Bet Tri	3.0040	8900.0	72	38345	No
187	GOM_NL__2PRFIN20090630_220538_000000382080_00215_38345_6993.N1	30-JUN-2009 22:05:38	Dark	38.000	50	13Alp Ari	2.0070	4250.0	76	38345	No
188	GOM_NL__2PRFIN20090630_222952_000000492080_00216_38346_6998.N1	30-JUN-2009 22:29:52	Dark	48.500	84	Alp Phe	2.3970	4500.0	97	38346	No
189	GOM_NL__2PRFIN20090630_223620_000000502080_00216_38346_6999.N1	30-JUN-2009 22:36:20	Straylight	49.500	63	Bet Gru	2.1500	2800.0	99	38346	No
190	GOM_NL__2PRFIN20090630_223817_000000482080_00216_38346_7000.N1	30-JUN-2009 22:38:17	Straylight	48.000	31	Alp Gru	1.7340	15200.	96	38346	No
191	GOM_NL__2PRFIN20090630_224110_000000562080_00216_38346_7001.N1	30-JUN-2009 22:41:10	Straylight	56.000	172	Gam Gru	3.0030	13100.	112	38346	No
192	GOM_NL__2PRFIN20090630_225255_000000432080_00216_38346_7002.N1	30-JUN-2009 22:52:55	Bright	43.000	155	41Pi Sgr	2.9000	6600.0	86	38346	No
193	GOM_NL__2PRFIN20090630_230527_000000492080_00216_38346_7003.N1	30-JUN-2009 23:05:27	Bright	48.500	168	17Zet Aql	2.9860	11000.	97	38346	No
194	GOM_NL__2PRFIN20090630_231226_000000402080_00216_38346_7004.N1	30-JUN-2009 23:12:26	Bright	39.500	5	3Alp Lyr	0.033000	11000.	79	38346	No
195	GOM_NL__2PRFIN20090630_231658_000000502080_00216_38346_7005.N1	30-JUN-2009 23:16:58	Bright	50.000	144	18Del Cyg	2.8600	11000.	100	38346	No
196	GOM_NL__2PRFIN20090630_232359_000000432080_00216_38346_7006.N1	30-JUN-2009 23:23:59	Bright	43.000	89	5Alp Cep	2.4510	8000.0	86	38346	No
197	GOM_NL__2PRFIN20090630_233120_000000412080_00216_38346_7007.N1	30-JUN-2009 23:31:20	Bright	40.500	74	11Bet Cas	2.2680	6600.0	81	38346	No
198	GOM_NL__2PRFIN20090630_233301_000000402080_00216_38346_7008.N1	30-JUN-2009 23:33:01	Bright	39.500	68	18Alp Cas	2.2250	4500.0	79	38346	No
199	GOM_NL__2PRFIN20090630_233921_000000362080_00216_38346_7009.N1	30-JUN-2009 23:39:21	Bright	36.000	73	57Gam1And	2.2600	13100.	72	38346	No
200	GOM_NL__2PRFIN20090630_234159_000000362080_00216_38346_7010.N1	30-JUN-2009 23:41:59	Tw_i_and_stray	36.000	173	4Bet Tri	3.0040	8900.0	72	38346	No
201	GOM_NL__2PRFIN20090630_234614_000000382080_00216_38346_7011.N1	30-JUN-2009 23:46:14	Dark	38.000	50	13Alp Ari	2.0070	4250.0	76	38346	No

3. Quality information per product

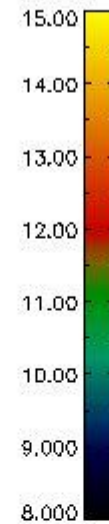
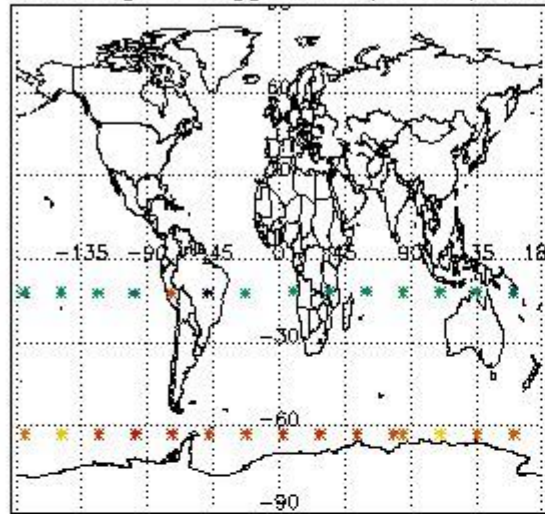
In this section it is plotted some information contained in the Quality Summary data set of the level 2 products. Only products in dark limb conditions and without errors (error flag in the MPH set to "0") are used.

3.1 Plot quality information per product (time dependant)

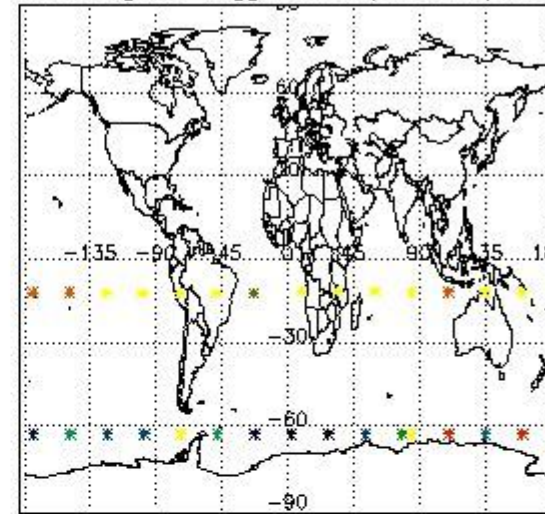


3.2 Plot quality information per product (world map)

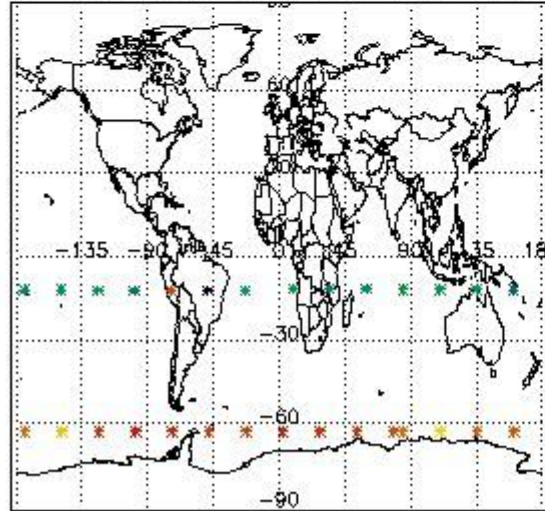
Percentage of flagged data per O3 profile



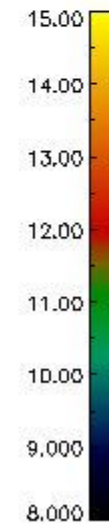
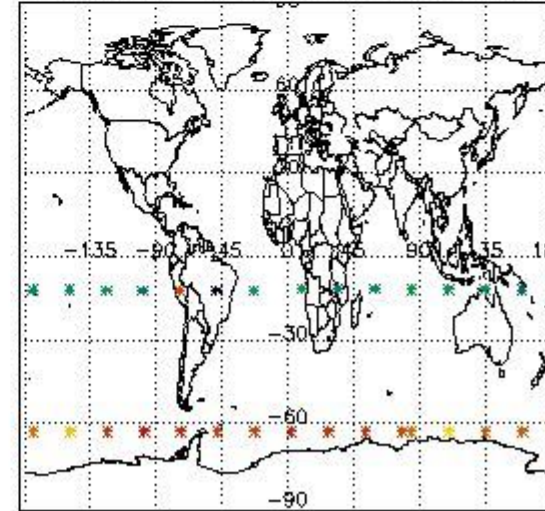
Percentage of flagged data per H2O profile



Percentage of flagged data per NO2 profile



Percentage of flagged data per NO3 profile

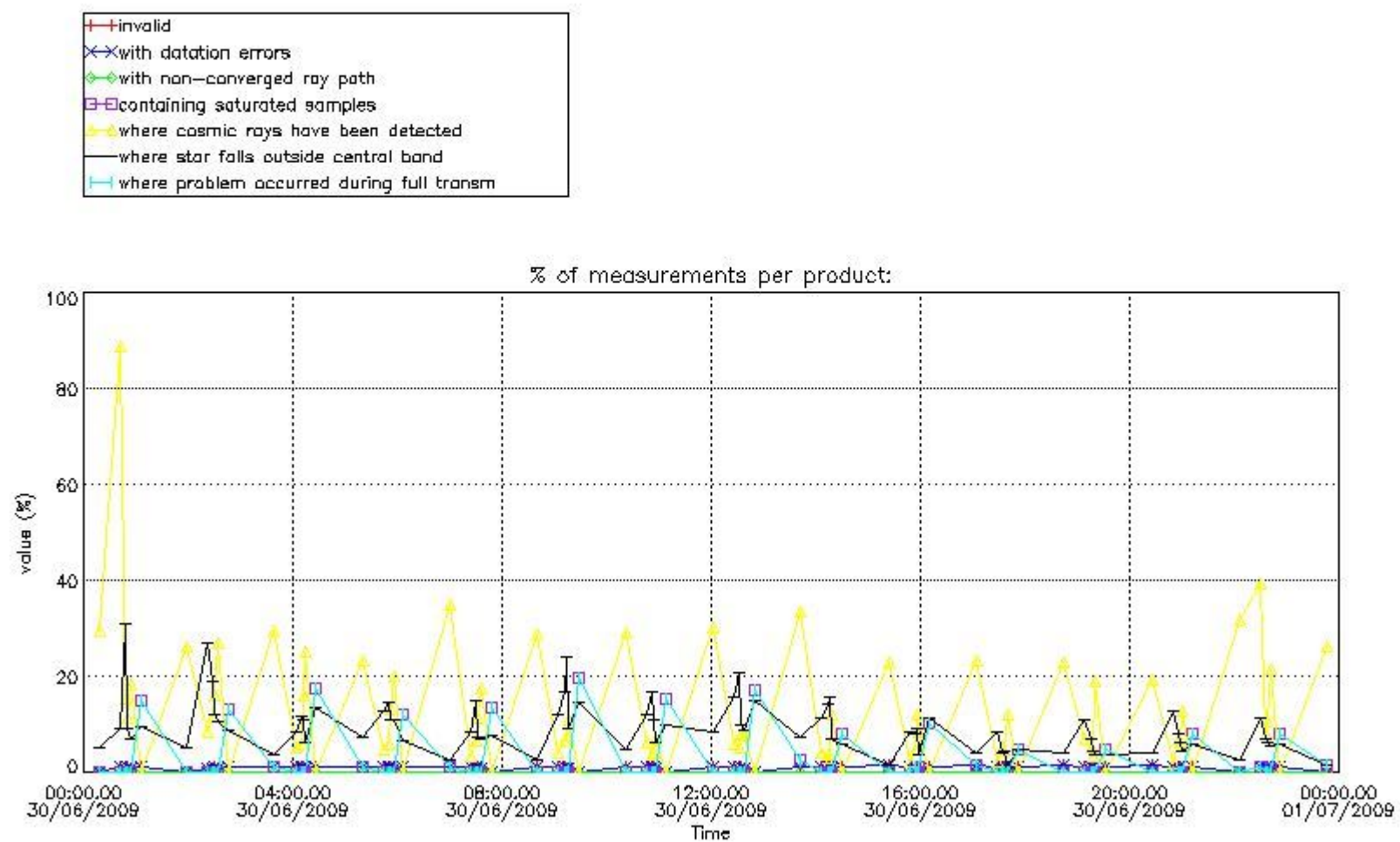


4. Level 1 quality information per product

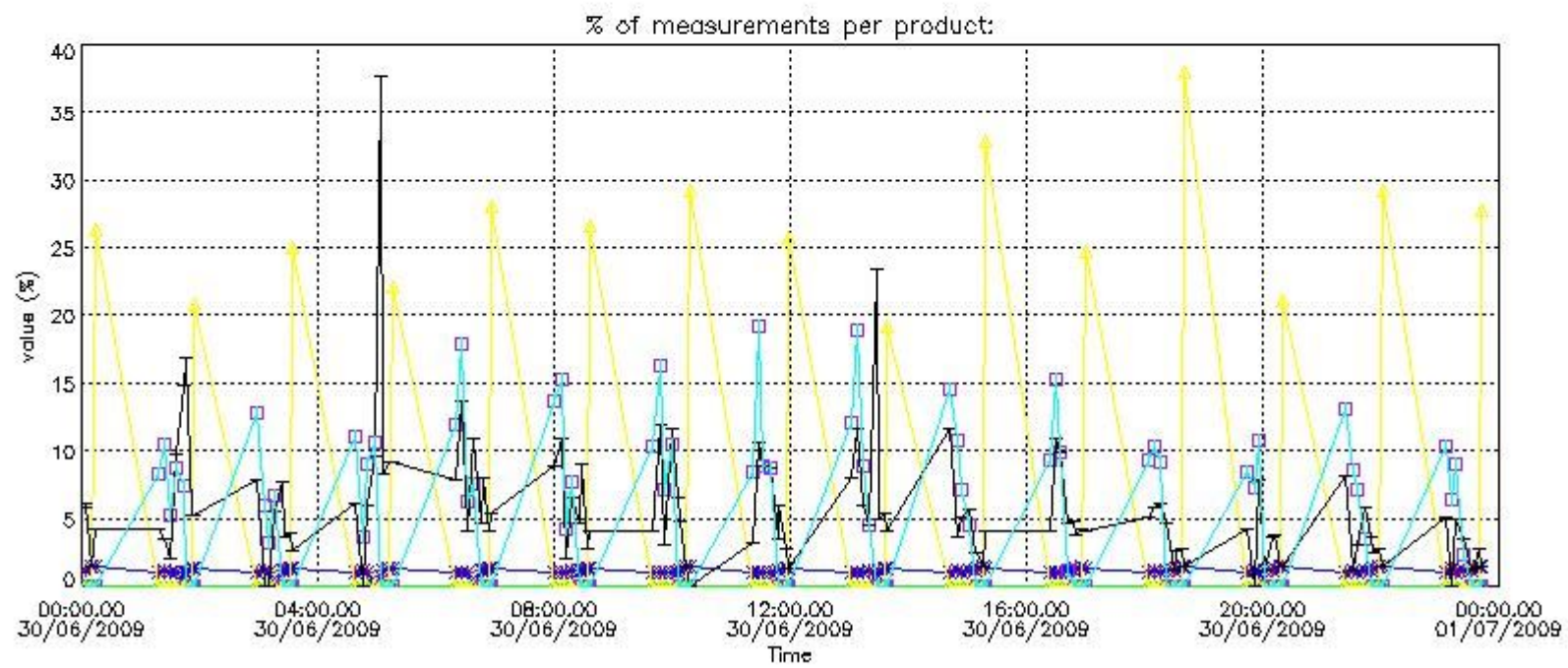
In this section it is plotted some information contained in the Quality Summary data set of the level 2 products that comes from the level 1b processing. Products without errors (error flag in the MPH set to "0") are used.

4.1 Plot quality information per product (time dependant) coming from level 1b processing

4.1.1 Plot level 1 quality information per product (time dependant): ENVISAT ASCENDING passes

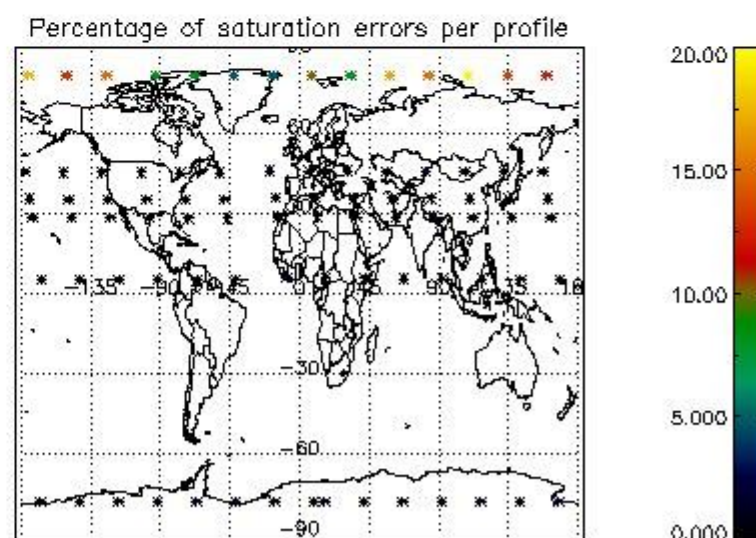
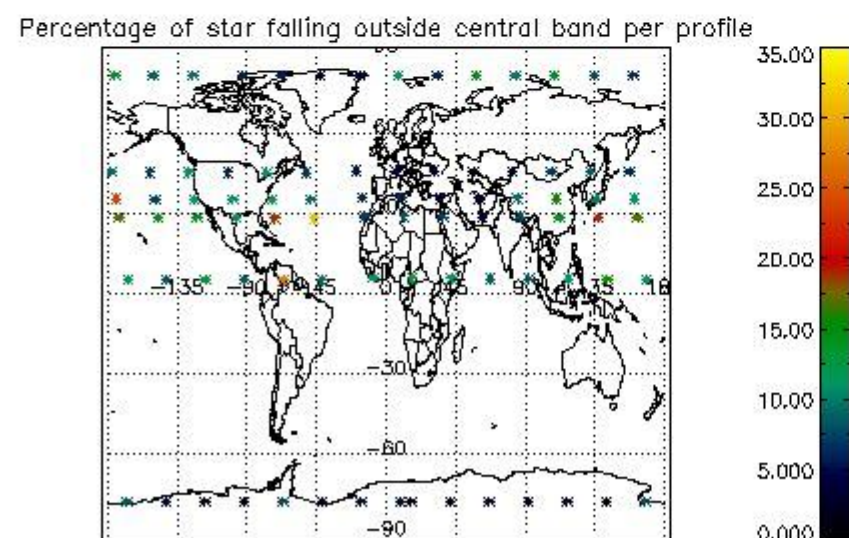
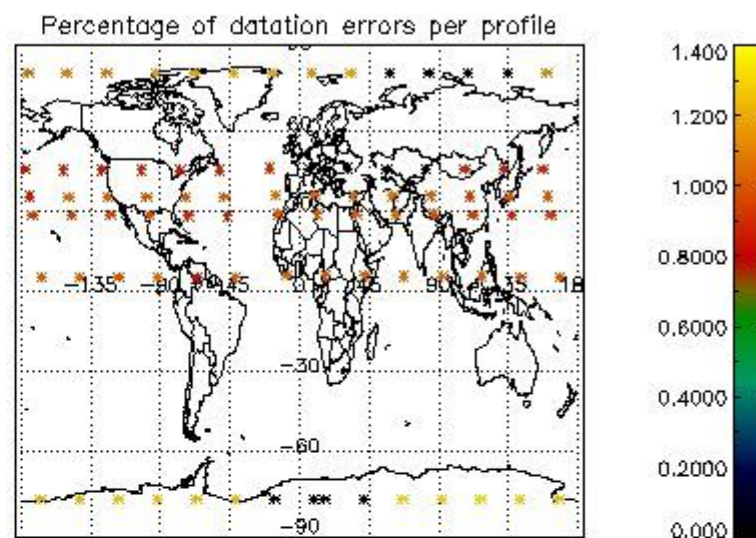
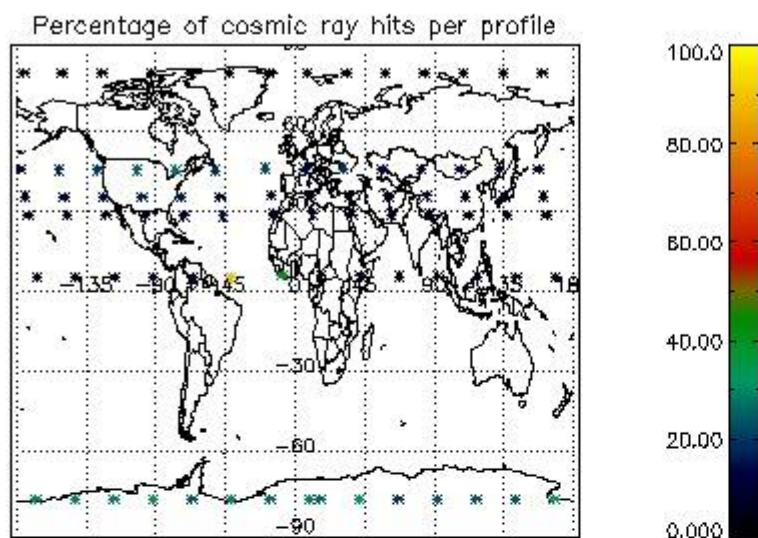


4.1.2 Plot level 1 quality information per product (time dependant): ENVISAT DESCENDING passes

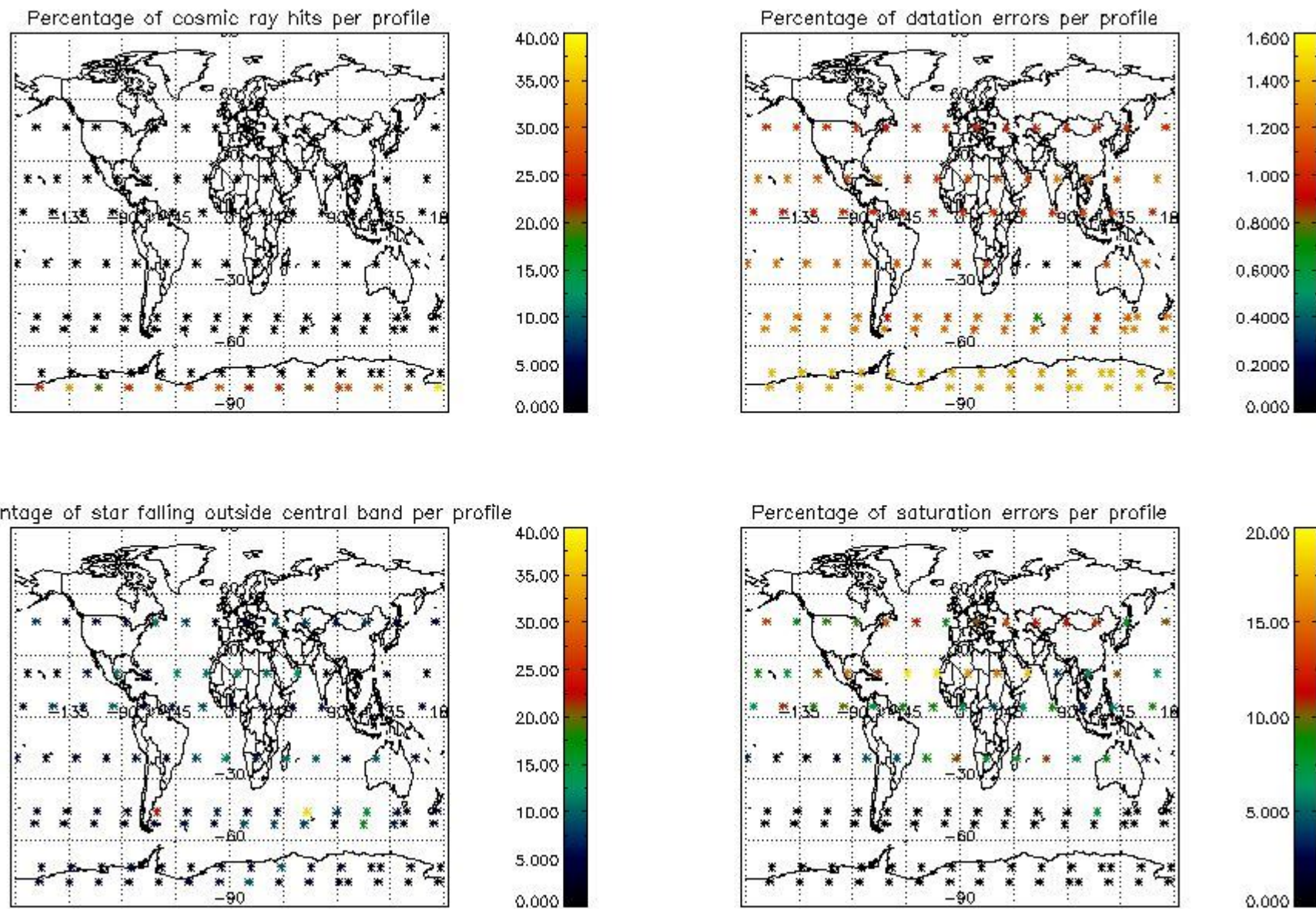


4.2 Plot quality information per product coming from level 1b processing (world map)

4.2.1 Plot level 1 quality information per product (world map): ENVISAT ASCENDING passes



4.2.2 Plot level 1 quality information per product (world map): ENVISAT DESCENDING passes



5. Trace gas profiles

5.1 Ozone statistics based on quality of products

The final quality of the products can be "measured" using the STD (Standard Deviation) attached to every point profile. This information is written to the parameter GOM_NL__2P/NL_LOCAL_SPECIES_DENSITY/o3_std of the level 2 products. The table below shows the statistics for given STD ranges.

The statistics are given with respect to the overall valid production:

- Products without fatal errors: GOM_NL__2P/MPH/PRODUCT_ERR=0
- Valid point profile: GOM_NL__2P/NL_LOCAL_SPECIES_DENSITY/pcd(0)=0

The 'Criteria' is applied to valid points of dark limb products:

- Products in dark limb illumination condition: GOM_NL__2P/NL_SUMMARY_QUALITY/obs_ill_cond=0
- Products without fatal errors: GOM_NL__2P/MPH/PRODUCT_ERR=0
- Valid point profile: GOM_NL__2P/NL_LOCAL_SPECIES_DENSITY/pcd(0)=0

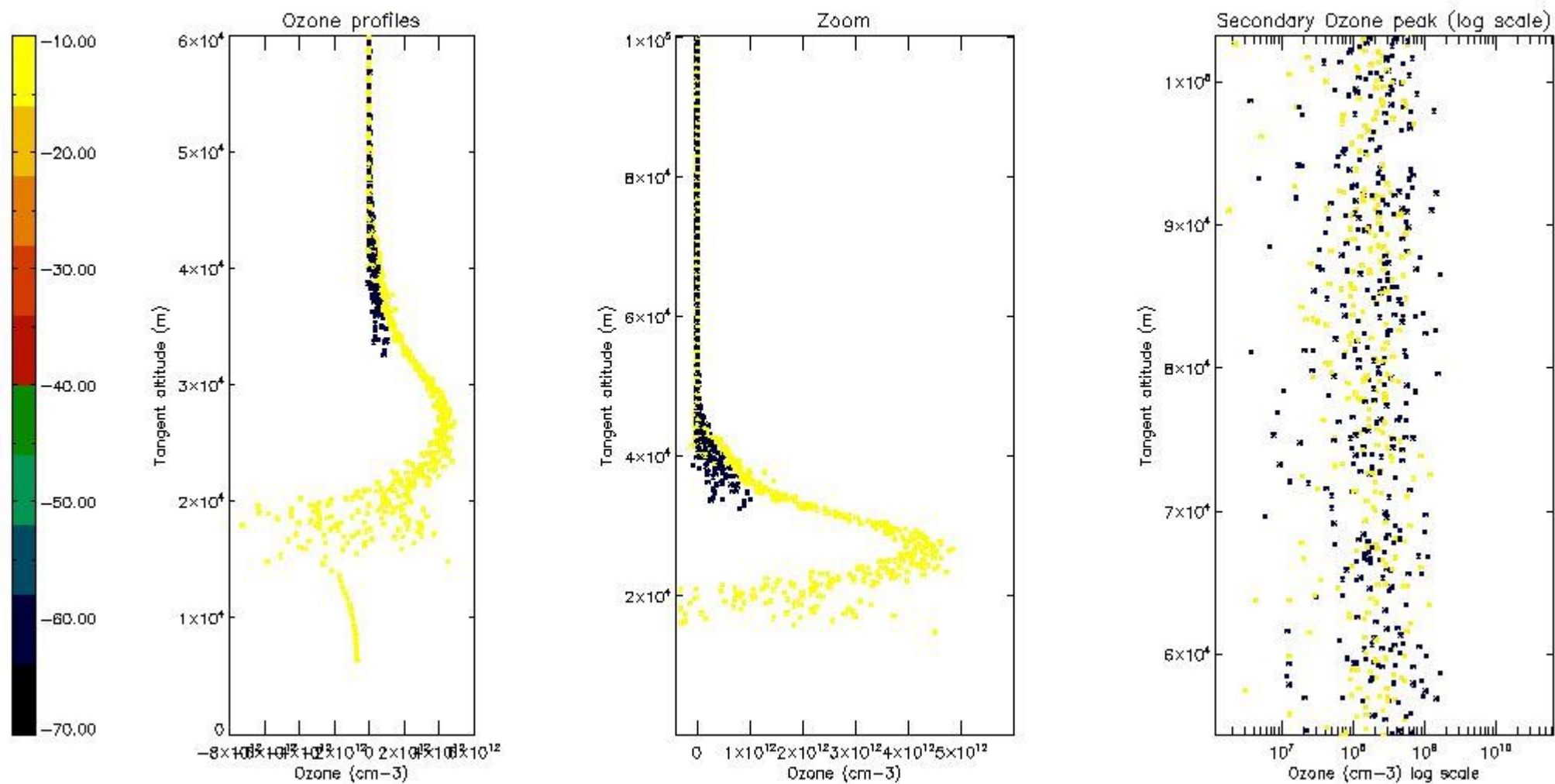
So, the table below shows the percentage of dark limb and valid observations for each criteria with respect to the overall valid daily observations.

Criteria	% of total production
All STD	14
STD < 20	3

STD < 10	1
STD < 5	0

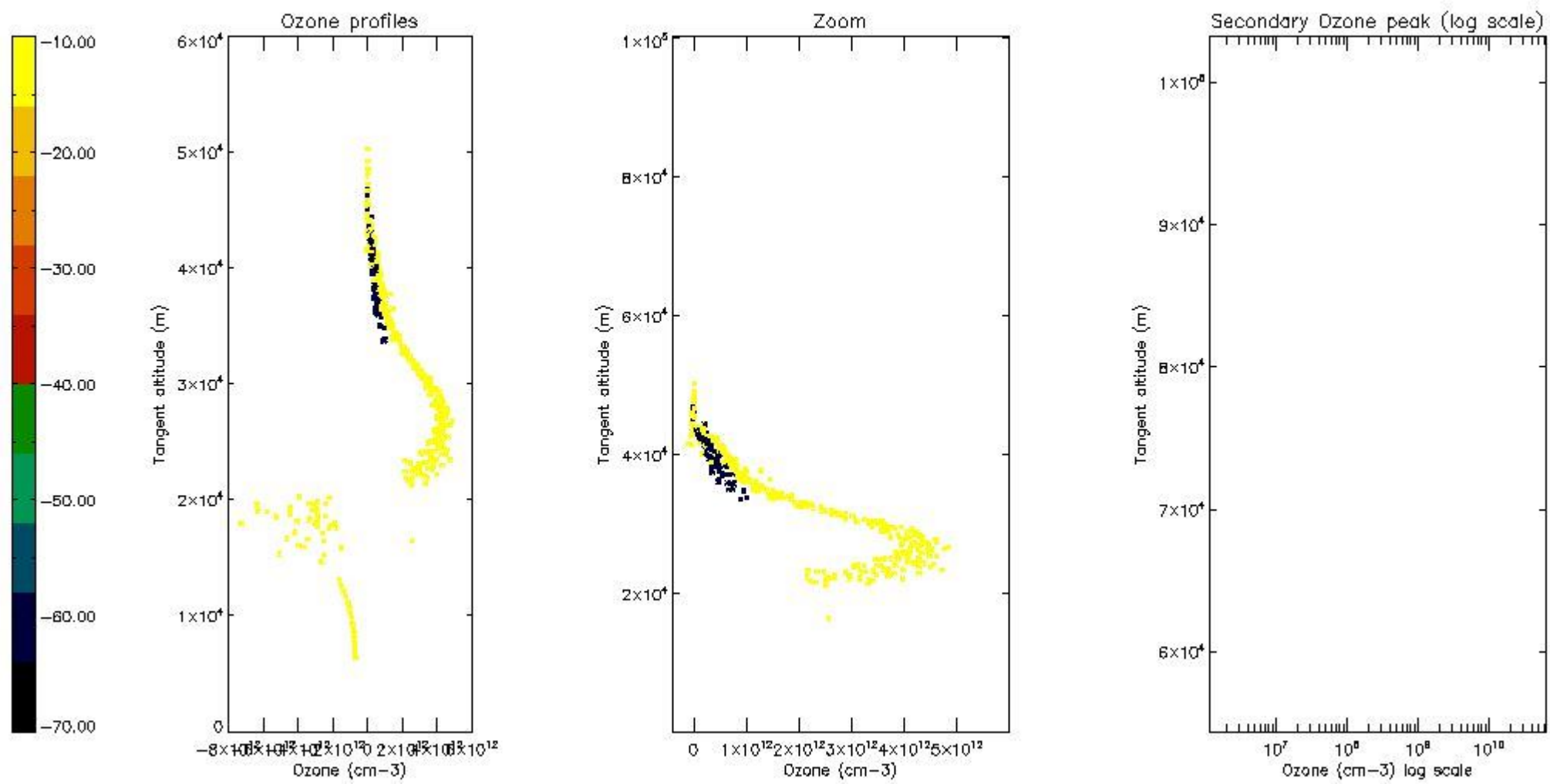
5.2 Plot ozone profiles for all STD (dark without errors)

The colorbar represents the latitude.



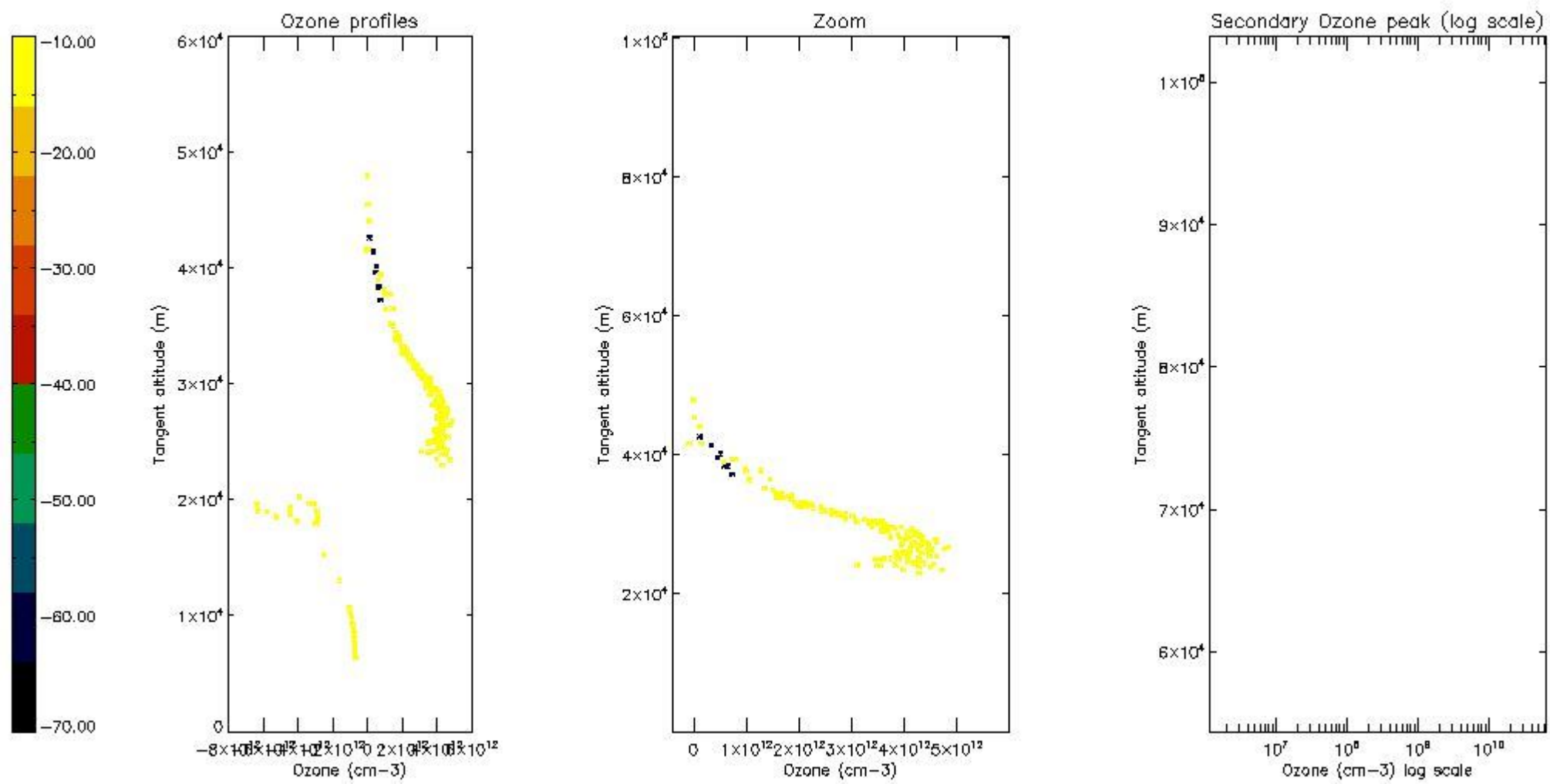
5.3 Plot ozone profiles where STD < 20% (dark without errors)

The colorbar represents the latitude.



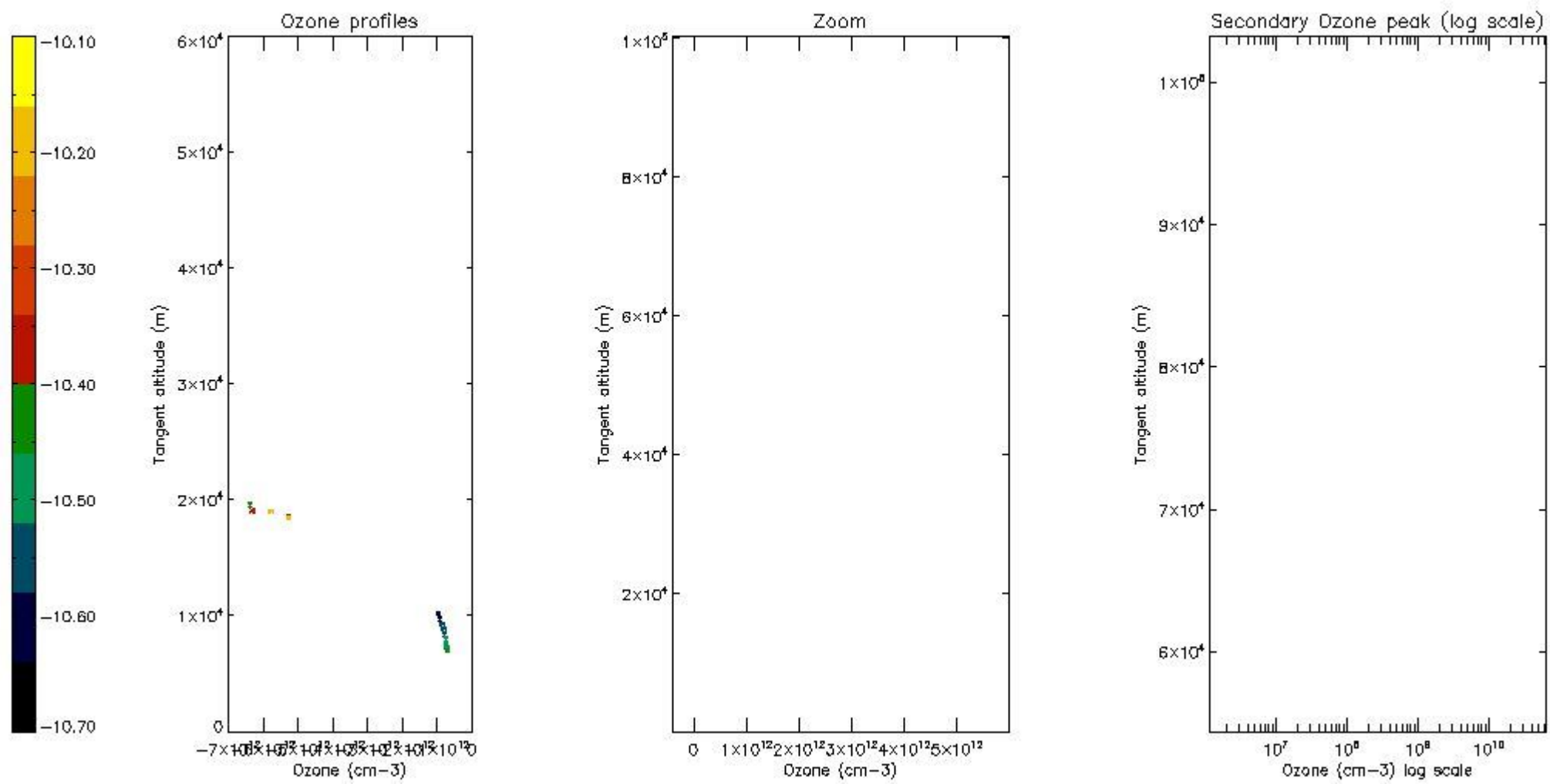
5.4 Plot ozone profiles where STD < 10% (dark without errors)

The colorbar represents the latitude.



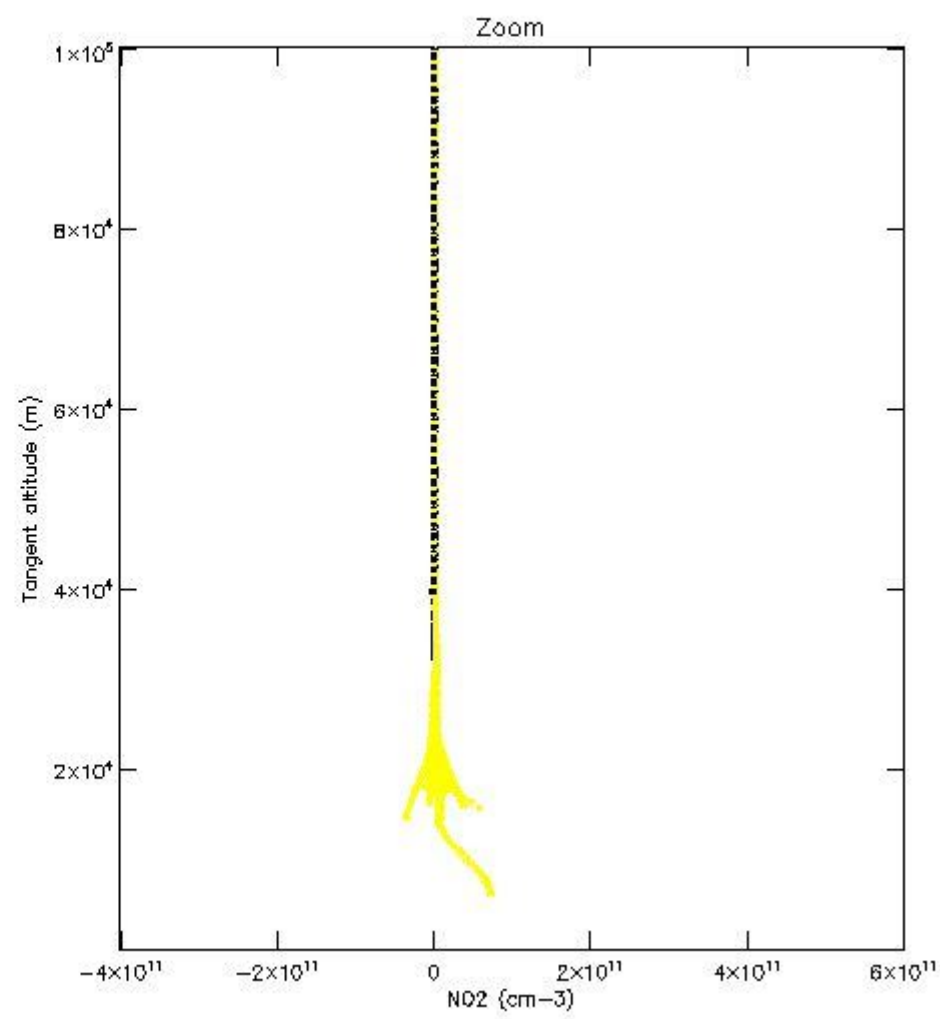
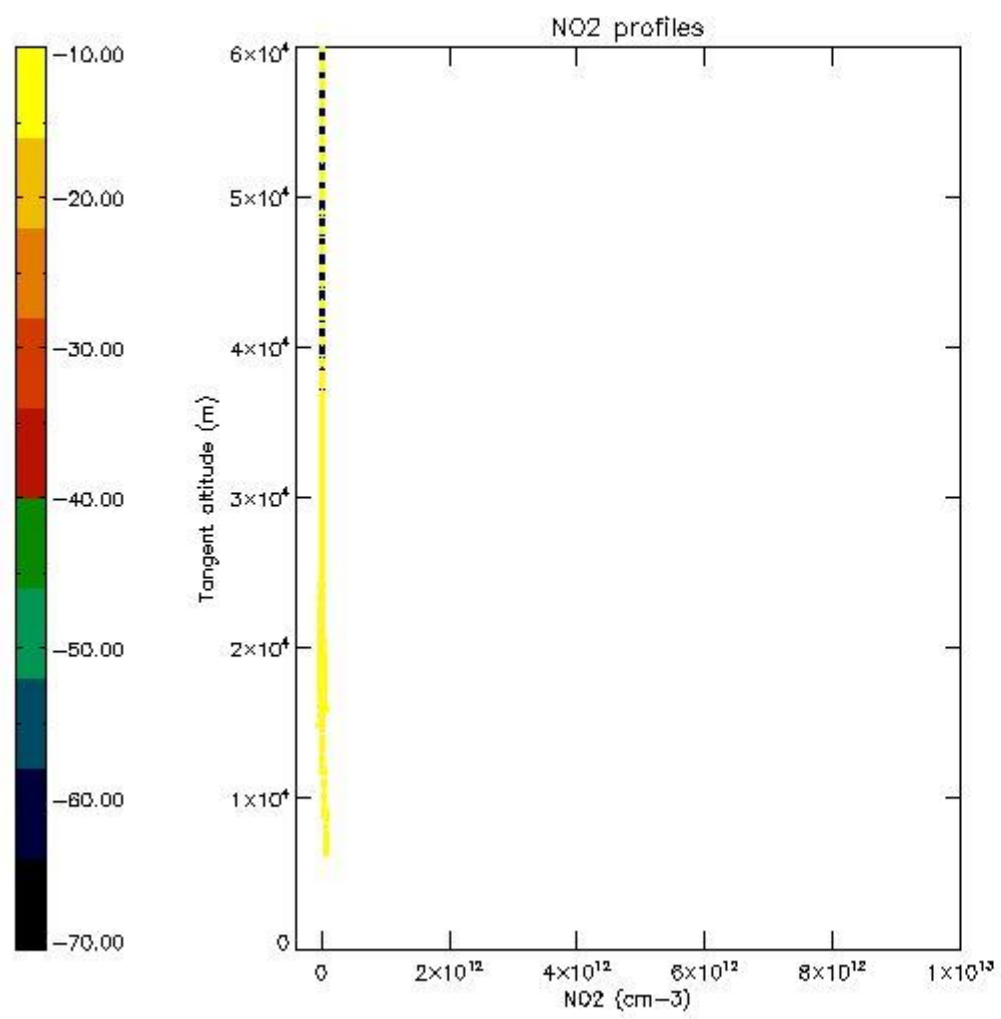
5.5 Plot ozone profiles where $STD < 5\%$ (dark without errors)

The colorbar represents the latitude.



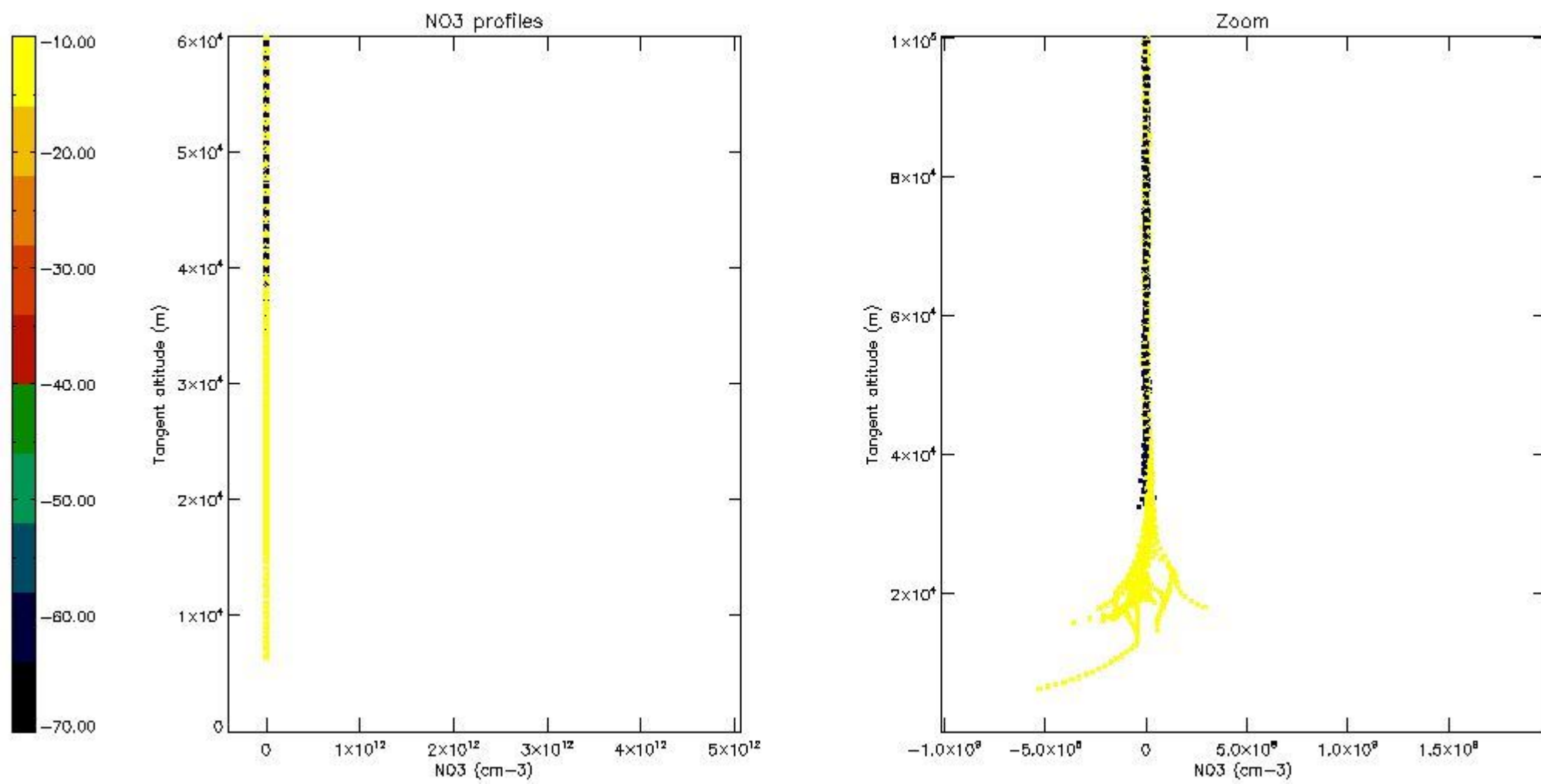
5.6 Plot NO₂ profiles for all STD (dark without errors)

The colorbar represents the latitude.



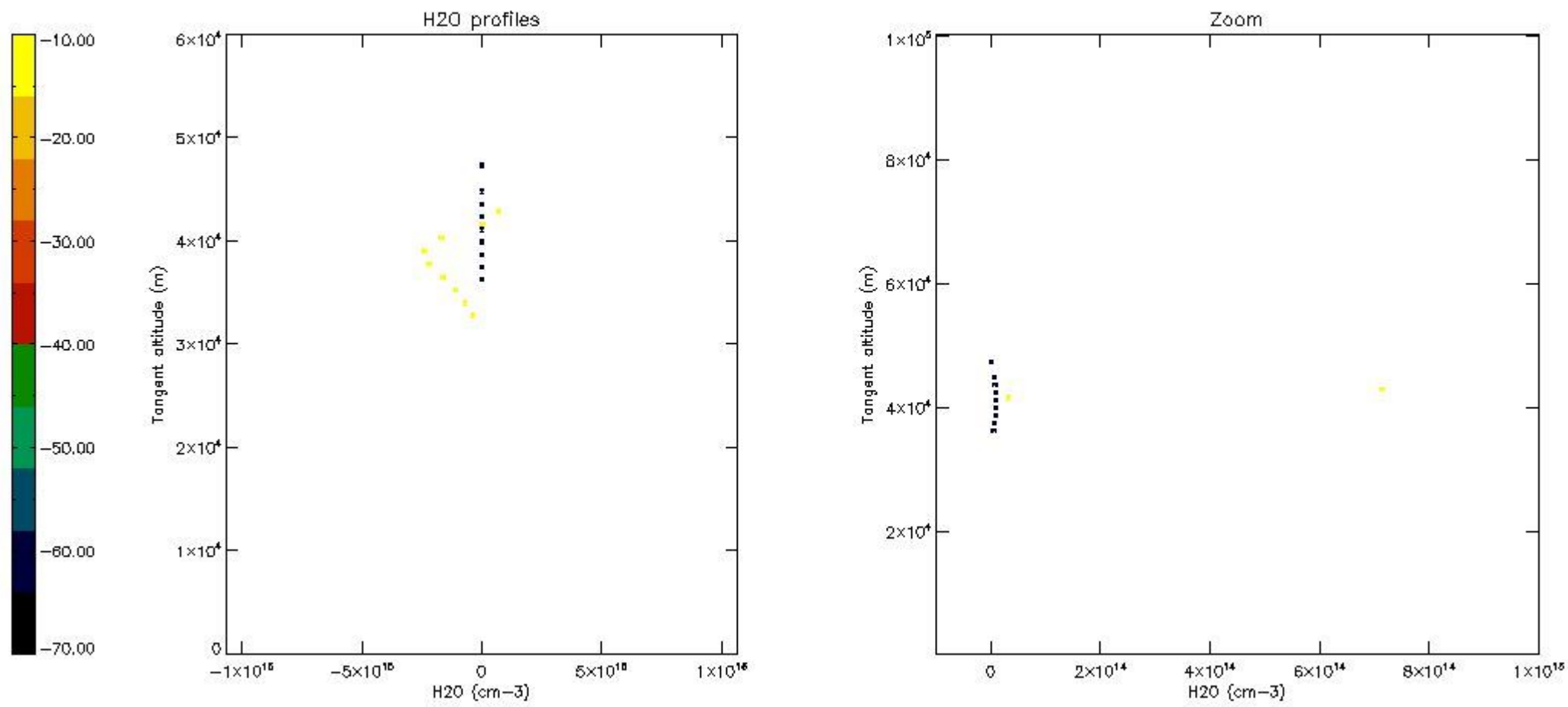
5.7 Plot NO3 profiles for all STD (dark without errors)

The colorbar represents the latitude.



5.8 Plot H₂O profiles for all STD (only for occultations of stars 1,2,3,4,13,14,16,26,63 dark without errors)

The colorbar represents the latitude.



6. Auxiliary Data Files used for the production reported in section 2

The number reported in the third column indicates since which file (see list in section 2) the corresponding auxiliary file has been used. The fourth column is the date of those product files.

Type	Auxiliary Filename	Used since product	Used since product date
INST_PHYS_CHARACTERISTICS	GOM_INS_AXVIEC20091111_143220_20030716_120000_20500101_000000	1	30-JUN-2009 00:03:04
LEVEL-2_PROC_CONFIG	GOM_PR2_AXVIEC20091111_152718_20020301_000000_20500101_000000	1	30-JUN-2009 00:03:04
CROSS_SECTIONS_FILE	GOM_CRS_AXVIEC20091111_154832_20020301_000000_20500101_000000	1	30-JUN-2009 00:03:04

GOMOS Level 2 Daily Report

SUMMARY

[1. General Info](#)

[2. Summary of processed GOM_NL_2P products](#)

[3. Level 2 Quality information per product](#)

[3.1 Plot of level 2 quality information per product \(time dependant\)](#)

[3.2 Plot of level 2 quality information per product \(world map\)](#)

[4. Level 1 Quality information per product \(stored on level 2 products\)](#)

[4.1 Plot of level 1 quality information per product \(time dependant\)](#)

[4.1.1 Plot of level 1 quality information per product \(time dependant\): ASCENDING](#)

[4.1.2 Plot of level 1 quality information per product \(time dependant\): DESCENDING](#)

[4.2 Plot of level 1 quality information per product \(world map\)](#)

[4.2.1 Plot of level 1 quality information per product \(world map\): ASCENDING](#)

[4.2.2 Plot of level 1 quality information per product \(world map\): DESCENDING](#)

[5. Ozone profiles based on quality statistics and other trace gas profiles](#)

[5.1 Ozone statistics based on quality of products](#)

[5.2 Plot ozone profiles for all STD \(dark without errors\)](#)

[5.3 Plot ozone profiles where STD < 20% \(dark without errors\)](#)

[5.4. Plot ozone profiles where STD < 10% \(dark without errors\)](#)

[5.5. Plot ozone profiles where STD < 5% \(dark without errors\)](#)

[5.6 Plot NO2 profiles for all STD \(dark without errors\)](#)

[5.7 Plot NO3 profiles for all STD \(dark without errors\)](#)

[5.8 Plot H2O profiles \(only for occultations of stars 1,2,3,4,13,14,16,26,63 dark without errors\) for all STD](#)

[6. Auxiliary Data Files used for the production reported in section 2](#)

This report presents the daily analysis on parameters extracted from GOMOS level 2 data (GOM_NL__2P). It is intended to monitor some important parameters that will impact the quality of these products. A list of level 2 products (and content) that have arrived during the reporting day to the PCF is also given.

Item	Value
Time of report generation	26APR2013 10:26:38
Data source version	GOMOS/6.01
Start time of products	30-06-2009 (30JUN2009 00:00:00)
Stop time of products	01-07-2009 (01JUL2009 00:00:00)
Store outputs in DB	Yes
Nb of level 2 prods	201
Nb of prods with errors	0

2. Summary of processed GOM_NL__2P products.

Nr	Filename	UTC Start time	Limb	Duration	Star Id	Star Name	Star Mag	Star Temp	Nb Meas	Orbit	Prod. error
1	GOM_NL__2PRFIN20090630_000304_000000442080_00202_38332_6745.N1	30-JUN-2009 00:03:04	Bright	43.500	74	11Bet Cas	2.2680	6600.0	87	38332	No
2	GOM_NL__2PRFIN20090630_000444_000000412080_00202_38332_6746.N1	30-JUN-2009 00:04:44	Bright	41.000	68	18Alp Cas	2.2250	4500.0	82	38332	No
3	GOM_NL__2PRFIN20090630_001059_000000362080_00202_38332_6747.N1	30-JUN-2009 00:10:59	Bright	35.500	73	57Gam1And	2.2600	13100.	71	38332	No
4	GOM_NL__2PRFIN20090630_001335_000000362080_00202_38332_6748.N1	30-JUN-2009 00:13:35	Twilight_stray	36.000	173	4Bet Tri	3.0040	8900.0	72	38332	No
5	GOM_NL__2PRFIN20090630_001746_000000392080_00202_38332_6749.N1	30-JUN-2009 00:17:46	Dark	39.000	50	13Alp Ari	2.0070	4250.0	78	38332	No
6	GOM_NL__2PRFIN20090630_004151_000000502080_00203_38333_6753.N1	30-JUN-2009 00:41:51	Dark	49.500	84	Alp Phe	2.3970	4500.0	99	38333	No
7	GOM_NL__2PRFIN20090630_004820_000000662080_00203_38333_6754.N1	30-JUN-2009 00:48:20	Straylight	66.000	63	Bet Gru	2.1500	2800.0	132	38333	No
8	GOM_NL__2PRFIN20090630_005018_000000502080_00203_38333_6755.N1	30-JUN-2009 00:50:18	Straylight	49.500	31	Alp Gru	1.7340	15200.	99	38333	No
9	GOM_NL__2PRFIN20090630_005308_000000582080_00203_38333_6756.N1	30-JUN-2009 00:53:08	Straylight	57.500	172	Gam Gru	3.0030	13100.	115	38333	No
10	GOM_NL__2PRFIN20090630_010505_000000472080_00203_38333_6757.N1	30-JUN-2009 01:05:05	Bright	47.000	155	41Pi Sgr	2.9000	6600.0	94	38333	No
11	GOM_NL__2PRFIN20090630_011747_000000482080_00203_38333_6758.N1	30-JUN-2009 01:17:47	Bright	48.000	168	17Zet Aql	2.9860	11000.	96	38333	No
12	GOM_NL__2PRFIN20090630_012446_000000432080_00203_38333_6759.N1	30-JUN-2009 01:24:46	Bright	43.000	5	3Alp Lyr	0.033000	11000.	86	38333	No
13	GOM_NL__2PRFIN20090630_012922_000000482080_00203_38333_6760.N1	30-JUN-2009 01:29:22	Bright	47.500	144	18Del Cyg	2.8600	11000.	95	38333	No
14	GOM_NL__2PRFIN20090630_013620_000000462080_00203_38333_6761.N1	30-JUN-2009 01:36:20	Bright	46.000	89	5Alp Cep	2.4510	8000.0	92	38333	No
15	GOM_NL__2PRFIN20090630_014339_000000472080_00203_38333_6762.N1	30-JUN-2009 01:43:39	Bright	47.000	74	11Bet Cas	2.2680	6600.0	94	38333	No
16	GOM_NL__2PRFIN20090630_014520_000000482080_00203_38333_6763.N1	30-JUN-2009 01:45:20	Bright	47.500	68	18Alp Cas	2.2250	4500.0	95	38333	No
17	GOM_NL__2PRFIN20090630_015135_000000392080_00203_38333_6764.N1	30-JUN-2009 01:51:35	Bright	38.500	73	57Gam1And	2.2600	13100.	77	38333	No
18	GOM_NL__2PRFIN20090630_015411_000000392080_00203_38333_6765.N1	30-JUN-2009 01:54:11	Twilight_stray	38.500	173	4Bet Tri	3.0040	8900.0	77	38333	No
19	GOM_NL__2PRFIN20090630_015823_000000402080_00203_38333_6766.N1	30-JUN-2009 01:58:23	Dark	40.000	50	13Alp Ari	2.0070	4250.0	80	38333	No
20	GOM_NL__2PRFIN20090630_022228_000000612080_00204_38334_6788.N1	30-JUN-2009 02:22:28	Dark	61.000	84	Alp Phe	2.3970	4500.0	122	38334	No
21	GOM_NL__2PRFIN20090630_022857_000000562080_00204_38334_6789.N1	30-JUN-2009 02:28:57	Straylight	56.000	63	Bet Gru	2.1500	2800.0	112	38334	No
22	GOM_NL__2PRFIN20090630_023055_000000512080_00204_38334_6790.N1	30-JUN-2009 02:30:55	Straylight	50.500	31	Alp Gru	1.7340	15200.	101	38334	No
23	GOM_NL__2PRFIN20090630_023346_000000612080_00204_38334_6791.N1	30-JUN-2009 02:33:46	Straylight	61.000	172	Gam Gru	3.0030	13100.	122	38334	No
24	GOM_NL__2PRFIN20090630_024542_000000462080_00204_38334_6792.N1	30-JUN-2009 02:45:42	Bright	46.000	155	41Pi Sgr	2.9000	6600.0	92	38334	No
25	GOM_NL__2PRFIN20090630_025822_000000512080_00204_38334_6793.N1	30-JUN-2009 02:58:22	Bright	50.500	168	17Zet Aql	2.9860	11000.	101	38334	No
26	GOM_NL__2PRFIN20090630_030521_000000422080_00204_38334_6794.N1	30-JUN-2009 03:05:21	Bright	41.500	5	3Alp Lyr	0.033000	11000.	83	38334	No
27	GOM_NL__2PRFIN20090630_030957_000000462080_00204_38334_6795.N1	30-JUN-2009 03:09:57	Bright	46.000	144	18Del Cyg	2.8600	11000.	92	38334	No
28	GOM_NL__2PRFIN20090630_031655_000000452080_00204_38334_6796.N1	30-JUN-2009 03:16:55	Bright	45.000	89	5Alp Cep	2.4510	8000.0	90	38334	No
29	GOM_NL__2PRFIN20090630_032414_000000452080_00204_38334_6797.N1	30-JUN-2009 03:24:14	Bright	45.000	74	11Bet Cas	2.2680	6600.0	90	38334	No
30	GOM_NL__2PRFIN20090630_032555_000000422080_00204_38334_6798.N1	30-JUN-2009 03:25:55	Bright	42.000	68	18Alp Cas	2.2250	4500.0	84	38334	No
31	GOM_NL__2PRFIN20090630_033210_000000382080_00204_38334_6799.N1	30-JUN-2009 03:32:10	Bright	38.000	73	57Gam1And	2.2600	13100.	76	38334	No
32	GOM_NL__2PRFIN20090630_033447_000000382080_00204_38334_6800.N1	30-JUN-2009 03:34:47	Twilight_stray	38.000	173	4Bet Tri	3.0040	8900.0	76	38334	No
33	GOM_NL__2PRFIN20090630_033859_000000412080_00204_38334_6801.N1	30-JUN-2009 03:38:59	Dark	40.500	50	13Alp Ari	2.0070	4250.0	81	38334	No
34	GOM_NL__2PRFIN20090630_040305_000000482080_00205_38335_6802.N1	30-JUN-2009 04:03:05	Dark	47.500	84	Alp Phe	2.3970	4500.0	95	38335	No
35	GOM_NL__2PRFIN20090630_040934_000000522080_00205_38335_6803.N1	30-JUN-2009 04:09:34	Straylight	51.500	63	Bet Gru	2.1500	2800.0	103	38335	No
36	GOM_NL__2PRFIN20090630_041132_000000512080_00205_38335_6804.N1	30-JUN-2009 04:11:32	Straylight	50.500	31	Alp Gru	1.7340	15200.	101	38335	No
37	GOM_NL__2PRFIN20090630_041423_000000582080_00205_38335_6805.N1	30-JUN-2009 04:14:23	Straylight	57.500	172	Gam Gru	3.0030	13100.	115	38335	No
38	GOM_NL__2PRFIN20090630_042618_000000492080_00205_38335_6806.N1	30-JUN-2009 04:26:18	Bright	48.500	155	41Pi Sgr	2.9000	6600.0	97	38335	No
39	GOM_NL__2PRFIN20090630_043858_000000502080_00205_38335_6807.N1	30-JUN-2009 04:38:58	Bright	49.500	168	17Zet Aql	2.9860	11000.	99	38335	No
40	GOM_NL__2PRFIN20090630_044557_000000412080_00205_38335_6808.N1	30-JUN-2009 04:45:57	Bright	40.500	5	3Alp Lyr	0.033000	11000.	81	38335	No
41	GOM_NL__2PRFIN20090630_045032_000000502080_00205_38335_6809.N1	30-JUN-2009 04:50:32	Bright	50.000	144	18Del Cyg	2.8600	11000.	100	38335	No
42	GOM_NL__2PRFIN20090630_045731_000000472080_00205_38335_6810.N1	30-JUN-2009 04:57:31	Bright	47.000	89	5Alp Cep	2.4510	8000.0	94	38335	No

43	GOM_NL__2PRFIN20090630_050450_000000692080_00205_38335_6811.N1	30-JUN-2009 05:04:50	Bright	69.000	74	11Bet Cas	2.2680	6600.0	138	38335	No
44	GOM_NL__2PRFIN20090630_050631_000000432080_00205_38335_6812.N1	30-JUN-2009 05:06:31	Bright	42.500	68	18Alp Cas	2.2250	4500.0	85	38335	No
45	GOM_NL__2PRFIN20090630_051247_000000382080_00205_38335_6813.N1	30-JUN-2009 05:12:47	Bright	38.000	73	57Gam1And	2.2600	13100.	76	38335	No
46	GOM_NL__2PRFIN20090630_051523_000000392080_00205_38335_6814.N1	30-JUN-2009 05:15:23	Tw_i_and_stray	38.500	173	4Bet Tri	3.0040	8900.0	77	38335	No
47	GOM_NL__2PRFIN20090630_051935_000000412080_00205_38335_6815.N1	30-JUN-2009 05:19:35	Dark	41.000	50	13Alp Ari	2.0070	4250.0	82	38335	No
48	GOM_NL__2PRFIN20090630_054342_000000512080_00206_38336_6813.N1	30-JUN-2009 05:43:42	Dark	51.000	84	Alp Phe	2.3970	4500.0	102	38336	No
49	GOM_NL__2PRFIN20090630_055012_000000522080_00206_38336_6814.N1	30-JUN-2009 05:50:12	Straylight	52.000	63	Bet Gru	2.1500	2800.0	104	38336	No
50	GOM_NL__2PRFIN20090630_055209_000000502080_00206_38336_6815.N1	30-JUN-2009 05:52:09	Straylight	50.000	31	Alp Gru	1.7340	15200.	100	38336	No
51	GOM_NL__2PRFIN20090630_055500_000000602080_00206_38336_6816.N1	30-JUN-2009 05:55:00	Straylight	60.000	172	Gam Gru	3.0030	13100.	120	38336	No
52	GOM_NL__2PRFIN20090630_060654_000000462080_00206_38336_6817.N1	30-JUN-2009 06:06:54	Bright	45.500	155	41Pi Sgr	2.9000	6600.0	91	38336	No
53	GOM_NL__2PRFIN20090630_061933_000000512080_00206_38336_6818.N1	30-JUN-2009 06:19:33	Bright	50.500	168	17Zet Aql	2.9860	11000.	101	38336	No
54	GOM_NL__2PRFIN20090630_062632_000000482080_00206_38336_6819.N1	30-JUN-2009 06:26:32	Bright	47.500	5	3Alp Lyr	0.033000	11000.	95	38336	No
55	GOM_NL__2PRFIN20090630_063107_000000492080_00206_38336_6820.N1	30-JUN-2009 06:31:07	Bright	48.500	144	18Del Cyg	2.8600	11000.	97	38336	No
56	GOM_NL__2PRFIN20090630_063806_000000462080_00206_38336_6821.N1	30-JUN-2009 06:38:06	Bright	46.000	89	5Alp Cep	2.4510	8000.0	92	38336	No
57	GOM_NL__2PRFIN20090630_064526_000000432080_00206_38336_6822.N1	30-JUN-2009 06:45:26	Bright	42.500	74	11Bet Cas	2.2680	6600.0	85	38336	No
58	GOM_NL__2PRFIN20090630_064706_000000442080_00206_38336_6823.N1	30-JUN-2009 06:47:06	Bright	43.500	68	18Alp Cas	2.2250	4500.0	87	38336	No
59	GOM_NL__2PRFIN20090630_065322_000000382080_00206_38336_6824.N1	30-JUN-2009 06:53:22	Bright	37.500	73	57Gam1And	2.2600	13100.	75	38336	No
60	GOM_NL__2PRFIN20090630_065559_000000382080_00206_38336_6825.N1	30-JUN-2009 06:55:59	Tw_i_and_stray	37.500	173	4Bet Tri	3.0040	8900.0	75	38336	No
61	GOM_NL__2PRFIN20090630_070011_000000402080_00206_38336_6826.N1	30-JUN-2009 07:00:11	Dark	40.000	50	13Alp Ari	2.0070	4250.0	80	38336	No
62	GOM_NL__2PRFIN20090630_072419_000000492080_00207_38337_6827.N1	30-JUN-2009 07:24:19	Dark	48.500	84	Alp Phe	2.3970	4500.0	97	38337	No
63	GOM_NL__2PRFIN20090630_073048_000000542080_00207_38337_6828.N1	30-JUN-2009 07:30:48	Straylight	53.500	63	Bet Gru	2.1500	2800.0	107	38337	No
64	GOM_NL__2PRFIN20090630_073246_000000492080_00207_38337_6829.N1	30-JUN-2009 07:32:46	Straylight	48.500	31	Alp Gru	1.7340	15200.	97	38337	No
65	GOM_NL__2PRFIN20090630_073537_000000582080_00207_38337_6830.N1	30-JUN-2009 07:35:37	Straylight	57.500	172	Gam Gru	3.0030	13100.	115	38337	No
66	GOM_NL__2PRFIN20090630_074730_000000452080_00207_38337_6831.N1	30-JUN-2009 07:47:30	Bright	45.000	155	41Pi Sgr	2.9000	6600.0	90	38337	No
67	GOM_NL__2PRFIN20090630_080008_000000512080_00207_38337_6832.N1	30-JUN-2009 08:00:08	Bright	51.000	168	17Zet Aql	2.9860	11000.	102	38337	No
68	GOM_NL__2PRFIN20090630_080707_000000462080_00207_38337_6833.N1	30-JUN-2009 08:07:07	Bright	46.000	5	3Alp Lyr	0.033000	11000.	92	38337	No
69	GOM_NL__2PRFIN20090630_081142_000000482080_00207_38337_6834.N1	30-JUN-2009 08:11:42	Bright	47.500	144	18Del Cyg	2.8600	11000.	95	38337	No
70	GOM_NL__2PRFIN20090630_081841_000000462080_00207_38337_6835.N1	30-JUN-2009 08:18:41	Bright	45.500	89	5Alp Cep	2.4510	8000.0	91	38337	No
71	GOM_NL__2PRFIN20090630_082601_000000432080_00207_38337_6836.N1	30-JUN-2009 08:26:01	Bright	42.500	74	11Bet Cas	2.2680	6600.0	85	38337	No
72	GOM_NL__2PRFIN20090630_082742_000000452080_00207_38337_6837.N1	30-JUN-2009 08:27:42	Bright	44.500	68	18Alp Cas	2.2250	4500.0	89	38337	No
73	GOM_NL__2PRFIN20090630_083358_000000372080_00207_38337_6838.N1	30-JUN-2009 08:33:58	Bright	37.000	73	57Gam1And	2.2600	13100.	74	38337	No
74	GOM_NL__2PRFIN20090630_083635_000000382080_00207_38337_6839.N1	30-JUN-2009 08:36:35	Tw_i_and_stray	37.500	173	4Bet Tri	3.0040	8900.0	75	38337	No
75	GOM_NL__2PRFIN20090630_084048_000000402080_00207_38337_6840.N1	30-JUN-2009 08:40:48	Dark	40.000	50	13Alp Ari	2.0070	4250.0	80	38337	No
76	GOM_NL__2PRFIN20090630_090456_000000502080_00208_38338_6846.N1	30-JUN-2009 09:04:56	Dark	50.000	84	Alp Phe	2.3970	4500.0	100	38338	No
77	GOM_NL__2PRFIN20090630_091125_000000542080_00208_38338_6847.N1	30-JUN-2009 09:11:25	Straylight	53.500	63	Bet Gru	2.1500	2800.0	107	38338	No
78	GOM_NL__2PRFIN20090630_091322_000000592080_00208_38338_6848.N1	30-JUN-2009 09:13:22	Straylight	58.500	31	Alp Gru	1.7340	15200.	117	38338	No
79	GOM_NL__2PRFIN20090630_091614_000000602080_00208_38338_6849.N1	30-JUN-2009 09:16:14	Straylight	59.500	172	Gam Gru	3.0030	13100.	119	38338	No
80	GOM_NL__2PRFIN20090630_092806_000000492080_00208_38338_6850.N1	30-JUN-2009 09:28:06	Bright	48.500	155	41Pi Sgr	2.9000	6600.0	97	38338	No
81	GOM_NL__2PRFIN20090630_094044_000000492080_00208_38338_6851.N1	30-JUN-2009 09:40:44	Bright	48.500	168	17Zet Aql	2.9860	11000.	97	38338	No
82	GOM_NL__2PRFIN20090630_094743_000000462080_00208_38338_6852.N1	30-JUN-2009 09:47:43	Bright	46.000	5	3Alp Lyr	0.033000	11000.	92	38338	No
83	GOM_NL__2PRFIN20090630_095218_000000492080_00208_38338_6853.N1	30-JUN-2009 09:52:18	Bright	49.000	144	18Del Cyg	2.8600	11000.	98	38338	No
84	GOM_NL__2PRFIN20090630_095916_000000482080_00208_38338_6854.N1	30-JUN-2009 09:59:16	Bright	47.500	89	5Alp Cep	2.4510	8000.0	95	38338	No
85	GOM_NL__2PRFIN20090630_100636_000000462080_00208_38338_6855.N1	30-JUN-2009 10:06:36	Bright	46.000	74	11Bet Cas	2.2680	6600.0	92	38338	No
86	GOM_NL__2PRFIN20090630_100817_000000422080_00208_38338_6856.N1	30-JUN-2009 10:08:17	Bright	41.500	68	18Alp Cas	2.2250	4500.0	83	38338	No
87	GOM_NL__2PRFIN20090630_101434_000000362080_00208_38338_6857.N1	30-JUN-2009 10:14:34	Bright	36.000	73	57Gam1And	2.2600	13100.	72	38338	No
88	GOM_NL__2PRFIN20090630_101711_000000362080_00208_38338_6858.N1	30-JUN-2009 10:17:11	Tw_i_and_stray	36.000	173	4Bet Tri	3.0040	8900.0	72	38338	No
89	GOM_NL__2PRFIN20090630_102124_000000412080_00208_38338_6859.N1	30-JUN-2009 10:21:24	Dark	41.000	50	13Alp Ari	2.0070	4250.0	82	38338	No
90	GOM_NL__2PRFIN20090630_104533_000000502080_00209_38339_6865.N1	30-JUN-2009 10:45:33	Dark	50.000	84	Alp Phe	2.3970	4500.0	100	38339	No
91	GOM_NL__2PRFIN20090630_105202_000000542080_00209_38339_6866.N1	30-JUN-2009 10:52:02	Straylight	54.000	63	Bet Gru	2.1500	2800.0	108	38339	No
92	GOM_NL__2PRFIN20090630_105359_000000502080_00209_38339_6867.N1	30-JUN-2009 10:53:59	Straylight	50.000	31	Alp Gru	1.7340	15200.	100	38339	No
93	GOM_NL__2PRFIN20090630_105651_000000572080_00209_38339_6868.N1	30-JUN-2009 10:56:51	Straylight	57.000	172	Gam Gru	3.0030	13100.	114	38339	No
94	GOM_NL__2PRFIN20090630_110842_000000462080_00209_38339_6869.N1	30-JUN-2009 11:08:42	Bright	46.000	155	41Pi Sgr	2.9000	6600.0	92	38339	No
95	GOM_NL__2PRFIN20090630_112119_000000482080_00209_38339_6870.N1	30-JUN-2009 11:21:19	Bright	47.500	168	17Zet Aql	2.9860	11000.	95	38339	No
96	GOM_NL__2PRFIN20090630_112818_000000472080_00209_38339_6871.N1	30-JUN-2009 11:28:18	Bright	47.000	5	3Alp Lyr	0.033000	11000.	94	38339	No
97	GOM_NL__2PRFIN20090630_113252_000000512080_00209_38339_6872.N1	30-JUN-2009 11:32:52	Bright	50.500	144	18Del Cyg	2.8600	11000.	101	38339	No
98	GOM_NL__2PRFIN20090630_113952_000000462080_00209_38339_6873.N1	30-JUN-2009 11:39:52	Bright	46.000	89	5Alp Cep	2.4510	8000.0	92	38339	No
99	GOM_NL__2PRFIN20090630_114712_000000432080_00209_38339_6874.N1	30-JUN-2009 11:47:12	Bright	42.500	74	11Bet Cas	2.2680	6600.0	85	38339	No
100	GOM_NL__2PRFIN20090630_114853_000000422080_00209_38339_6875.N1	30-JUN-2009 11:48:53	Bright	42.000	68	18Alp Cas	2.2250	4500.0	84	38339	No
101	GOM_NL__2PRFIN20090630_115510_000000372080_00209_38339_6876.N1	30-JUN-2009 11:55:10	Bright	37.000	73	57Gam1And	2.2600	13100.	74	38339	No

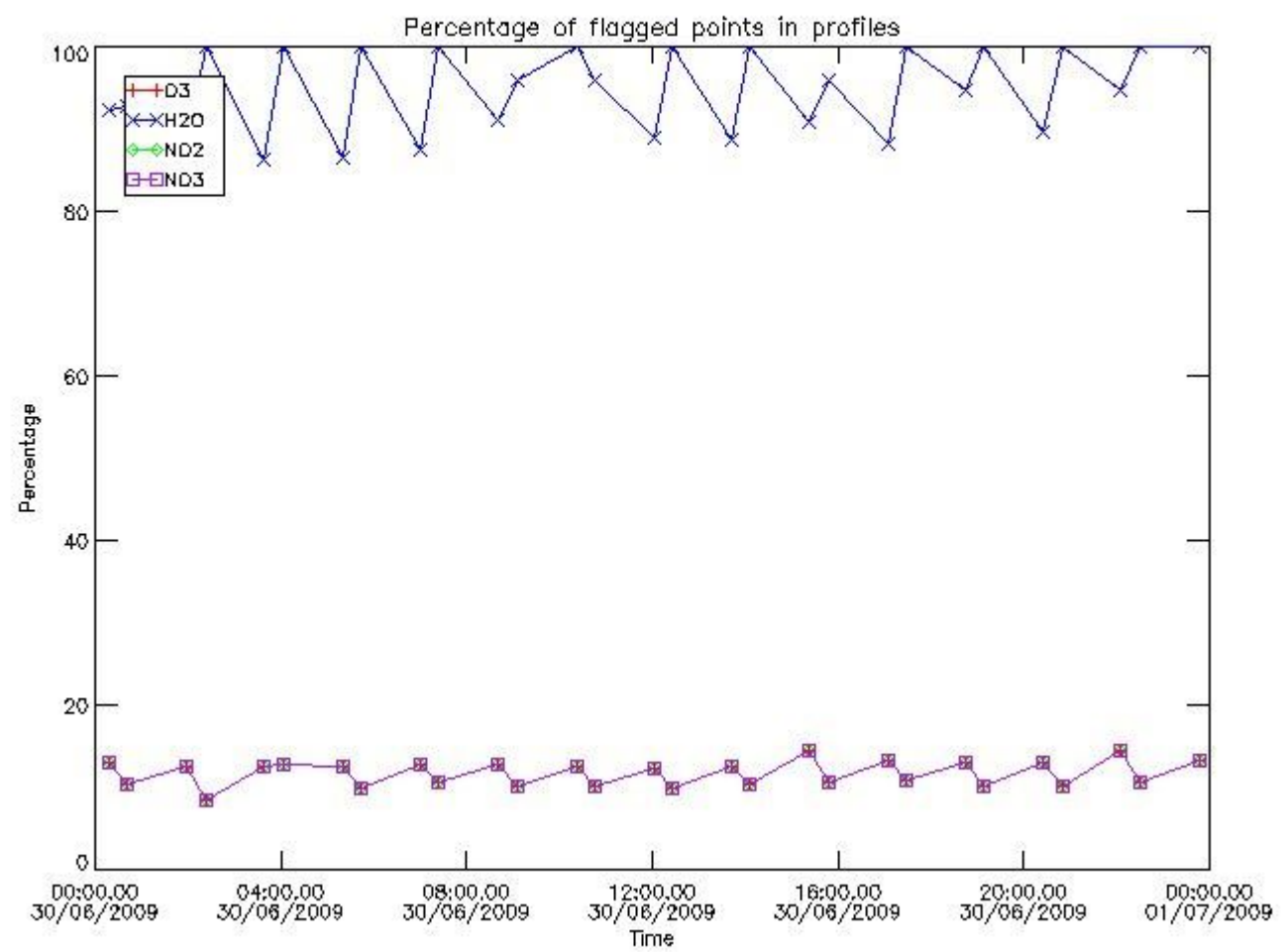
102	GOM_NL__2PRFIN20090630_115747_000000372080_00209_38339_6877.N1	30-JUN-2009 11:57:47	Twilight	37.000	173	4Bet Tri	3.0040	8900.0	74	38339	No
103	GOM_NL__2PRFIN20090630_120200_000000422080_00209_38339_6878.N1	30-JUN-2009 12:02:00	Dark	41.500	50	13Alp Ari	2.0070	4250.0	83	38339	No
104	GOM_NL__2PRFIN20090630_122609_000000522080_00210_38340_6873.N1	30-JUN-2009 12:26:09	Dark	51.500	84	Alp Phe	2.3970	4500.0	103	38340	No
105	GOM_NL__2PRFIN20090630_123239_000000582080_00210_38340_6874.N1	30-JUN-2009 12:32:39	Straylight	57.500	63	Bet Gru	2.1500	2800.0	115	38340	No
106	GOM_NL__2PRFIN20090630_123436_000000512080_00210_38340_6875.N1	30-JUN-2009 12:34:36	Straylight	50.500	31	Alp Gru	1.7340	15200.	101	38340	No
107	GOM_NL__2PRFIN20090630_123728_000000592080_00210_38340_6876.N1	30-JUN-2009 12:37:28	Straylight	58.500	172	Gam Gru	3.0030	13100.	117	38340	No
108	GOM_NL__2PRFIN20090630_124918_000000472080_00210_38340_6877.N1	30-JUN-2009 12:49:18	Bright	47.000	155	41Pi Sgr	2.9000	6600.0	94	38340	No
109	GOM_NL__2PRFIN20090630_130154_000000502080_00210_38340_6878.N1	30-JUN-2009 13:01:54	Bright	50.000	168	17Zet Aql	2.9860	11000.	100	38340	No
110	GOM_NL__2PRFIN20090630_130854_000000482080_00210_38340_6879.N1	30-JUN-2009 13:08:54	Bright	47.500	5	3Alp Lyr	0.033000	11000.	95	38340	No
111	GOM_NL__2PRFIN20090630_131327_000000512080_00210_38340_6880.N1	30-JUN-2009 13:13:27	Bright	50.500	144	18Del Cyg	2.8600	11000.	101	38340	No
112	GOM_NL__2PRFIN20090630_132027_000000442080_00210_38340_6881.N1	30-JUN-2009 13:20:27	Bright	44.000	89	5Alp Cep	2.4510	8000.0	88	38340	No
113	GOM_NL__2PRFIN20090630_132747_000000542080_00210_38340_6882.N1	30-JUN-2009 13:27:47	Bright	53.500	74	11Bet Cas	2.2680	6600.0	107	38340	No
114	GOM_NL__2PRFIN20090630_132929_000000412080_00210_38340_6883.N1	30-JUN-2009 13:29:29	Bright	40.500	68	18Alp Cas	2.2250	4500.0	81	38340	No
115	GOM_NL__2PRFIN20090630_133546_000000372080_00210_38340_6884.N1	30-JUN-2009 13:35:46	Bright	37.000	73	57Gam1And	2.2600	13100.	74	38340	No
116	GOM_NL__2PRFIN20090630_133823_000000372080_00210_38340_6885.N1	30-JUN-2009 13:38:23	Twilight	36.500	173	4Bet Tri	3.0040	8900.0	73	38340	No
117	GOM_NL__2PRFIN20090630_134236_000000412080_00210_38340_6886.N1	30-JUN-2009 13:42:36	Dark	40.500	50	13Alp Ari	2.0070	4250.0	81	38340	No
118	GOM_NL__2PRFIN20090630_140646_000000502080_00211_38341_6888.N1	30-JUN-2009 14:06:46	Dark	49.500	84	Alp Phe	2.3970	4500.0	99	38341	No
119	GOM_NL__2PRFIN20090630_141316_000000532080_00211_38341_6889.N1	30-JUN-2009 14:13:16	Straylight	53.000	63	Bet Gru	2.1500	2800.0	106	38341	No
120	GOM_NL__2PRFIN20090630_141512_000000542080_00211_38341_6890.N1	30-JUN-2009 14:15:12	Straylight	54.000	31	Alp Gru	1.7340	15200.	108	38341	No
121	GOM_NL__2PRFIN20090630_141805_000000582080_00211_38341_6891.N1	30-JUN-2009 14:18:05	Straylight	58.000	172	Gam Gru	3.0030	13100.	116	38341	No
122	GOM_NL__2PRFIN20090630_142955_000000432080_00211_38341_6892.N1	30-JUN-2009 14:29:55	Bright	43.000	155	41Pi Sgr	2.9000	6600.0	86	38341	No
123	GOM_NL__2PRFIN20090630_144230_000000522080_00211_38341_6893.N1	30-JUN-2009 14:42:30	Bright	51.500	168	17Zet Aql	2.9860	11000.	103	38341	No
124	GOM_NL__2PRFIN20090630_144929_000000422080_00211_38341_6894.N1	30-JUN-2009 14:49:29	Bright	42.000	5	3Alp Lyr	0.033000	11000.	84	38341	No
125	GOM_NL__2PRFIN20090630_145403_000000492080_00211_38341_6895.N1	30-JUN-2009 14:54:03	Bright	49.000	144	18Del Cyg	2.8600	11000.	98	38341	No
126	GOM_NL__2PRFIN20090630_150102_000000442080_00211_38341_6896.N1	30-JUN-2009 15:01:02	Bright	44.000	89	5Alp Cep	2.4510	8000.0	88	38341	No
127	GOM_NL__2PRFIN20090630_150822_000000422080_00211_38341_6897.N1	30-JUN-2009 15:08:22	Bright	41.500	74	11Bet Cas	2.2680	6600.0	83	38341	No
128	GOM_NL__2PRFIN20090630_151004_000000402080_00211_38341_6898.N1	30-JUN-2009 15:10:04	Bright	40.000	68	18Alp Cas	2.2250	4500.0	80	38341	No
129	GOM_NL__2PRFIN20090630_151622_000000362080_00211_38341_6899.N1	30-JUN-2009 15:16:22	Bright	36.000	73	57Gam1And	2.2600	13100.	72	38341	No
130	GOM_NL__2PRFIN20090630_151859_000000372080_00211_38341_6900.N1	30-JUN-2009 15:18:59	Twilight	36.500	173	4Bet Tri	3.0040	8900.0	73	38341	No
131	GOM_NL__2PRFIN20090630_152313_000000392080_00211_38341_6901.N1	30-JUN-2009 15:23:13	Dark	39.000	50	13Alp Ari	2.0070	4250.0	78	38341	No
132	GOM_NL__2PRFIN20090630_154723_000000492080_00212_38342_6908.N1	30-JUN-2009 15:47:23	Dark	48.500	84	Alp Phe	2.3970	4500.0	97	38342	No
133	GOM_NL__2PRFIN20090630_155352_000000512080_00212_38342_6909.N1	30-JUN-2009 15:53:52	Straylight	51.000	63	Bet Gru	2.1500	2800.0	102	38342	No
134	GOM_NL__2PRFIN20090630_155549_000000502080_00212_38342_6910.N1	30-JUN-2009 15:55:49	Straylight	50.000	31	Alp Gru	1.7340	15200.	100	38342	No
135	GOM_NL__2PRFIN20090630_155842_000000552080_00212_38342_6911.N1	30-JUN-2009 15:58:42	Straylight	55.000	172	Gam Gru	3.0030	13100.	110	38342	No
136	GOM_NL__2PRFIN20090630_161031_000000452080_00212_38342_6912.N1	30-JUN-2009 16:10:31	Bright	44.500	155	41Pi Sgr	2.9000	6600.0	89	38342	No
137	GOM_NL__2PRFIN20090630_162305_000000492080_00212_38342_6913.N1	30-JUN-2009 16:23:05	Bright	48.500	168	17Zet Aql	2.9860	11000.	97	38342	No
138	GOM_NL__2PRFIN20090630_163005_000000462080_00212_38342_6914.N1	30-JUN-2009 16:30:05	Bright	46.000	5	3Alp Lyr	0.033000	11000.	92	38342	No
139	GOM_NL__2PRFIN20090630_163438_000000512080_00212_38342_6915.N1	30-JUN-2009 16:34:38	Bright	50.500	144	18Del Cyg	2.8600	11000.	101	38342	No
140	GOM_NL__2PRFIN20090630_164138_000000432080_00212_38342_6916.N1	30-JUN-2009 16:41:38	Bright	43.000	89	5Alp Cep	2.4510	8000.0	86	38342	No
141	GOM_NL__2PRFIN20090630_164858_000000422080_00212_38342_6917.N1	30-JUN-2009 16:48:58	Bright	42.000	74	11Bet Cas	2.2680	6600.0	84	38342	No
142	GOM_NL__2PRFIN20090630_165040_000000402080_00212_38342_6918.N1	30-JUN-2009 16:50:40	Bright	39.500	68	18Alp Cas	2.2250	4500.0	79	38342	No
143	GOM_NL__2PRFIN20090630_165657_000000362080_00212_38342_6919.N1	30-JUN-2009 16:56:57	Bright	36.000	73	57Gam1And	2.2600	13100.	72	38342	No
144	GOM_NL__2PRFIN20090630_165935_000000372080_00212_38342_6920.N1	30-JUN-2009 16:59:35	Twilight	36.500	173	4Bet Tri	3.0040	8900.0	73	38342	No
145	GOM_NL__2PRFIN20090630_170349_000000392080_00212_38342_6921.N1	30-JUN-2009 17:03:49	Dark	38.500	50	13Alp Ari	2.0070	4250.0	77	38342	No
146	GOM_NL__2PRFIN20090630_172800_000000482080_00213_38343_6927.N1	30-JUN-2009 17:28:00	Dark	47.500	84	Alp Phe	2.3970	4500.0	95	38343	No
147	GOM_NL__2PRFIN20090630_173429_000000482080_00213_38343_6928.N1	30-JUN-2009 17:34:29	Straylight	48.000	63	Bet Gru	2.1500	2800.0	96	38343	No
148	GOM_NL__2PRFIN20090630_173626_000000472080_00213_38343_6929.N1	30-JUN-2009 17:36:26	Straylight	47.000	31	Alp Gru	1.7340	15200.	94	38343	No
149	GOM_NL__2PRFIN20090630_173919_000000552080_00213_38343_6930.N1	30-JUN-2009 17:39:19	Straylight	55.000	172	Gam Gru	3.0030	13100.	110	38343	No
150	GOM_NL__2PRFIN20090630_175107_000000422080_00213_38343_6931.N1	30-JUN-2009 17:51:07	Bright	42.000	155	41Pi Sgr	2.9000	6600.0	84	38343	No
151	GOM_NL__2PRFIN20090630_180340_000000492080_00213_38343_6932.N1	30-JUN-2009 18:03:40	Bright	48.500	168	17Zet Aql	2.9860	11000.	97	38343	No
152	GOM_NL__2PRFIN20090630_181040_000000442080_00213_38343_6933.N1	30-JUN-2009 18:10:40	Bright	43.500	5	3Alp Lyr	0.033000	11000.	87	38343	No
153	GOM_NL__2PRFIN20090630_181513_000000502080_00213_38343_6934.N1	30-JUN-2009 18:15:13	Bright	49.500	144	18Del Cyg	2.8600	11000.	99	38343	No
154	GOM_NL__2PRFIN20090630_182213_000000432080_00213_38343_6935.N1	30-JUN-2009 18:22:13	Bright	42.500	89	5Alp Cep	2.4510	8000.0	85	38343	No
155	GOM_NL__2PRFIN20090630_182933_000000412080_00213_38343_6936.N1	30-JUN-2009 18:29:33	Bright	40.500	74	11Bet Cas	2.2680	6600.0	81	38343	No
156	GOM_NL__2PRFIN20090630_183116_000000392080_00213_38343_6937.N1	30-JUN-2009 18:31:16	Bright	39.000	68	18Alp Cas	2.2250	4500.0	78	38343	No
157	GOM_NL__2PRFIN20090630_183733_000000362080_00213_38343_6938.N1	30-JUN-2009 18:37:33	Bright	35.500	73	57Gam1And	2.2600	13100.	71	38343	No
158	GOM_NL__2PRFIN20090630_184011_000000362080_00213_38343_6939.N1	30-JUN-2009 18:40:11	Twilight	35.500	173	4Bet Tri	3.0040	8900.0	71	38343	No
159	GOM_NL__2PRFIN20090630_184425_000000392080_00213_38343_6940.N1	30-JUN-2009 18:44:25	Dark	39.000	50	13Alp Ari	2.0070	4250.0	78	38343	No
160	GOM_NL__2PRFIN20090630_190838_000000502080_00214_38344_6964.N1	30-JUN-2009 19:08:38	Dark	50.000	84	Alp Phe	2.3970	4500.0	100	38344	No

161	GOM_NL__2PRFIN20090630_191506_000000502080_00214_38344_6965.N1	30-JUN-2009 19:15:06	Straylight	49.500	63	Bet Gru	2.1500	2800.0	99	38344	No
162	GOM_NL__2PRFIN20090630_191704_000000482080_00214_38344_6966.N1	30-JUN-2009 19:17:04	Straylight	47.500	31	Alp Gru	1.7340	15200.	95	38344	No
163	GOM_NL__2PRFIN20090630_191956_000000562080_00214_38344_6967.N1	30-JUN-2009 19:19:56	Straylight	55.500	172	Gam Gru	3.0030	13100.	111	38344	No
164	GOM_NL__2PRFIN20090630_193143_000000422080_00214_38344_6968.N1	30-JUN-2009 19:31:43	Bright	42.000	155	41Pi Sgr	2.9000	6600.0	84	38344	No
165	GOM_NL__2PRFIN20090630_194416_000000482080_00214_38344_6969.N1	30-JUN-2009 19:44:16	Bright	47.500	168	17Zet Aql	2.9860	11000.	95	38344	No
166	GOM_NL__2PRFIN20090630_195115_000000412080_00214_38344_6970.N1	30-JUN-2009 19:51:15	Bright	41.000	5	3Alp Lyr	0.033000	11000.	82	38344	No
167	GOM_NL__2PRFIN20090630_195548_000000512080_00214_38344_6971.N1	30-JUN-2009 19:55:48	Bright	51.000	144	18Del Cyg	2.8600	11000.	102	38344	No
168	GOM_NL__2PRFIN20090630_200248_000000422080_00214_38344_6972.N1	30-JUN-2009 20:02:48	Bright	41.500	89	5Alp Cep	2.4510	8000.0	83	38344	No
169	GOM_NL__2PRFIN20090630_201009_000000412080_00214_38344_6973.N1	30-JUN-2009 20:10:09	Bright	40.500	74	11Bet Cas	2.2680	6600.0	81	38344	No
170	GOM_NL__2PRFIN20090630_201150_000000402080_00214_38344_6974.N1	30-JUN-2009 20:11:50	Bright	40.000	68	18Alp Cas	2.2250	4500.0	80	38344	No
171	GOM_NL__2PRFIN20090630_201810_000000362080_00214_38344_6975.N1	30-JUN-2009 20:18:10	Bright	35.500	73	57Gam1And	2.2600	13100.	71	38344	No
172	GOM_NL__2PRFIN20090630_202047_000000362080_00214_38344_6976.N1	30-JUN-2009 20:20:47	Tw_i_and_stray	35.500	173	4Bet Tri	3.0040	8900.0	71	38344	No
173	GOM_NL__2PRFIN20090630_202501_000000392080_00214_38344_6977.N1	30-JUN-2009 20:25:01	Dark	39.000	50	13Alp Ari	2.0070	4250.0	78	38344	No
174	GOM_NL__2PRFIN20090630_204914_000000512080_00215_38345_6980.N1	30-JUN-2009 20:49:14	Dark	50.500	84	Alp Phe	2.3970	4500.0	101	38345	No
175	GOM_NL__2PRFIN20090630_205544_000000502080_00215_38345_6981.N1	30-JUN-2009 20:55:44	Straylight	49.500	63	Bet Gru	2.1500	2800.0	99	38345	No
176	GOM_NL__2PRFIN20090630_205740_000000492080_00215_38345_6982.N1	30-JUN-2009 20:57:40	Straylight	48.500	31	Alp Gru	1.7340	15200.	97	38345	No
177	GOM_NL__2PRFIN20090630_210033_000000562080_00215_38345_6983.N1	30-JUN-2009 21:00:33	Straylight	55.500	172	Gam Gru	3.0030	13100.	111	38345	No
178	GOM_NL__2PRFIN20090630_211219_000000432080_00215_38345_6984.N1	30-JUN-2009 21:12:19	Bright	43.000	155	41Pi Sgr	2.9000	6600.0	86	38345	No
179	GOM_NL__2PRFIN20090630_212451_000000502080_00215_38345_6985.N1	30-JUN-2009 21:24:51	Bright	49.500	168	17Zet Aql	2.9860	11000.	99	38345	No
180	GOM_NL__2PRFIN20090630_213151_000000412080_00215_38345_6986.N1	30-JUN-2009 21:31:51	Bright	41.000	5	3Alp Lyr	0.033000	11000.	82	38345	No
181	GOM_NL__2PRFIN20090630_213623_000000492080_00215_38345_6987.N1	30-JUN-2009 21:36:23	Bright	49.000	144	18Del Cyg	2.8600	11000.	98	38345	No
182	GOM_NL__2PRFIN20090630_214323_000000442080_00215_38345_6988.N1	30-JUN-2009 21:43:23	Bright	43.500	89	5Alp Cep	2.4510	8000.0	87	38345	No
183	GOM_NL__2PRFIN20090630_215044_000000412080_00215_38345_6989.N1	30-JUN-2009 21:50:44	Bright	41.000	74	11Bet Cas	2.2680	6600.0	82	38345	No
184	GOM_NL__2PRFIN20090630_215226_000000402080_00215_38345_6990.N1	30-JUN-2009 21:52:26	Bright	40.000	68	18Alp Cas	2.2250	4500.0	80	38345	No
185	GOM_NL__2PRFIN20090630_215845_000000362080_00215_38345_6991.N1	30-JUN-2009 21:58:45	Bright	36.000	73	57Gam1And	2.2600	13100.	72	38345	No
186	GOM_NL__2PRFIN20090630_220123_000000362080_00215_38345_6992.N1	30-JUN-2009 22:01:23	Tw_i_and_stray	36.000	173	4Bet Tri	3.0040	8900.0	72	38345	No
187	GOM_NL__2PRFIN20090630_220538_000000382080_00215_38345_6993.N1	30-JUN-2009 22:05:38	Dark	38.000	50	13Alp Ari	2.0070	4250.0	76	38345	No
188	GOM_NL__2PRFIN20090630_222952_000000492080_00216_38346_6998.N1	30-JUN-2009 22:29:52	Dark	48.500	84	Alp Phe	2.3970	4500.0	97	38346	No
189	GOM_NL__2PRFIN20090630_223620_000000502080_00216_38346_6999.N1	30-JUN-2009 22:36:20	Straylight	49.500	63	Bet Gru	2.1500	2800.0	99	38346	No
190	GOM_NL__2PRFIN20090630_223817_000000482080_00216_38346_7000.N1	30-JUN-2009 22:38:17	Straylight	48.000	31	Alp Gru	1.7340	15200.	96	38346	No
191	GOM_NL__2PRFIN20090630_224110_000000562080_00216_38346_7001.N1	30-JUN-2009 22:41:10	Straylight	56.000	172	Gam Gru	3.0030	13100.	112	38346	No
192	GOM_NL__2PRFIN20090630_225255_000000432080_00216_38346_7002.N1	30-JUN-2009 22:52:55	Bright	43.000	155	41Pi Sgr	2.9000	6600.0	86	38346	No
193	GOM_NL__2PRFIN20090630_230527_000000492080_00216_38346_7003.N1	30-JUN-2009 23:05:27	Bright	48.500	168	17Zet Aql	2.9860	11000.	97	38346	No
194	GOM_NL__2PRFIN20090630_231226_000000402080_00216_38346_7004.N1	30-JUN-2009 23:12:26	Bright	39.500	5	3Alp Lyr	0.033000	11000.	79	38346	No
195	GOM_NL__2PRFIN20090630_231658_000000502080_00216_38346_7005.N1	30-JUN-2009 23:16:58	Bright	50.000	144	18Del Cyg	2.8600	11000.	100	38346	No
196	GOM_NL__2PRFIN20090630_232359_000000432080_00216_38346_7006.N1	30-JUN-2009 23:23:59	Bright	43.000	89	5Alp Cep	2.4510	8000.0	86	38346	No
197	GOM_NL__2PRFIN20090630_233120_000000412080_00216_38346_7007.N1	30-JUN-2009 23:31:20	Bright	40.500	74	11Bet Cas	2.2680	6600.0	81	38346	No
198	GOM_NL__2PRFIN20090630_233301_000000402080_00216_38346_7008.N1	30-JUN-2009 23:33:01	Bright	39.500	68	18Alp Cas	2.2250	4500.0	79	38346	No
199	GOM_NL__2PRFIN20090630_233921_000000362080_00216_38346_7009.N1	30-JUN-2009 23:39:21	Bright	36.000	73	57Gam1And	2.2600	13100.	72	38346	No
200	GOM_NL__2PRFIN20090630_234159_000000362080_00216_38346_7010.N1	30-JUN-2009 23:41:59	Tw_i_and_stray	36.000	173	4Bet Tri	3.0040	8900.0	72	38346	No
201	GOM_NL__2PRFIN20090630_234614_000000382080_00216_38346_7011.N1	30-JUN-2009 23:46:14	Dark	38.000	50	13Alp Ari	2.0070	4250.0	76	38346	No

3. Quality information per product

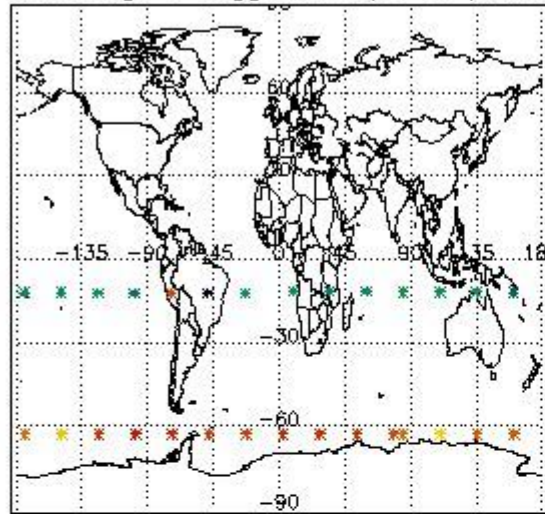
In this section it is plotted some information contained in the Quality Summary data set of the level 2 products. Only products in dark limb conditions and without errors (error flag in the MPH set to "0") are used.

3.1 Plot quality information per product (time dependant)

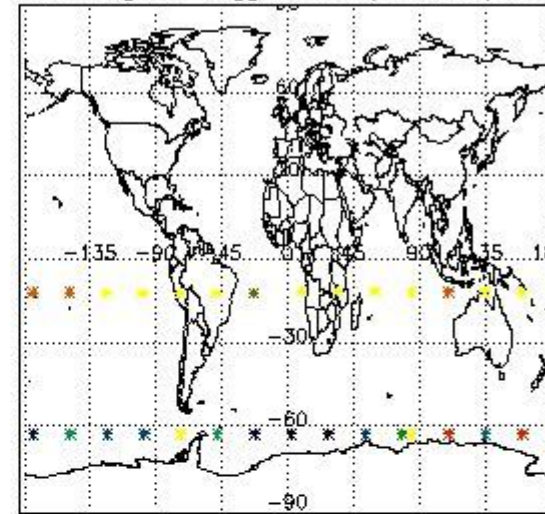


3.2 Plot quality information per product (world map)

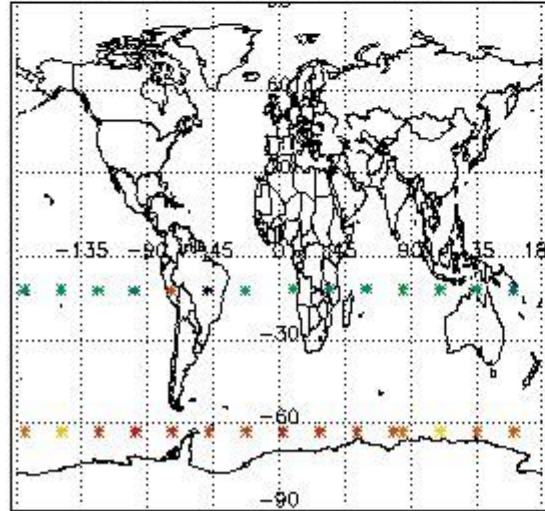
Percentage of flagged data per O3 profile



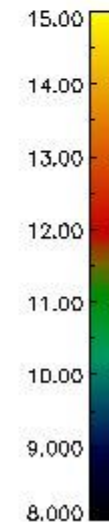
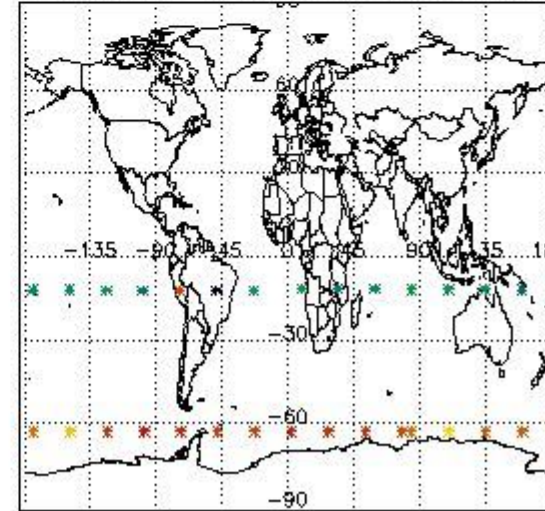
Percentage of flagged data per H2O profile



Percentage of flagged data per NO2 profile



Percentage of flagged data per NO3 profile

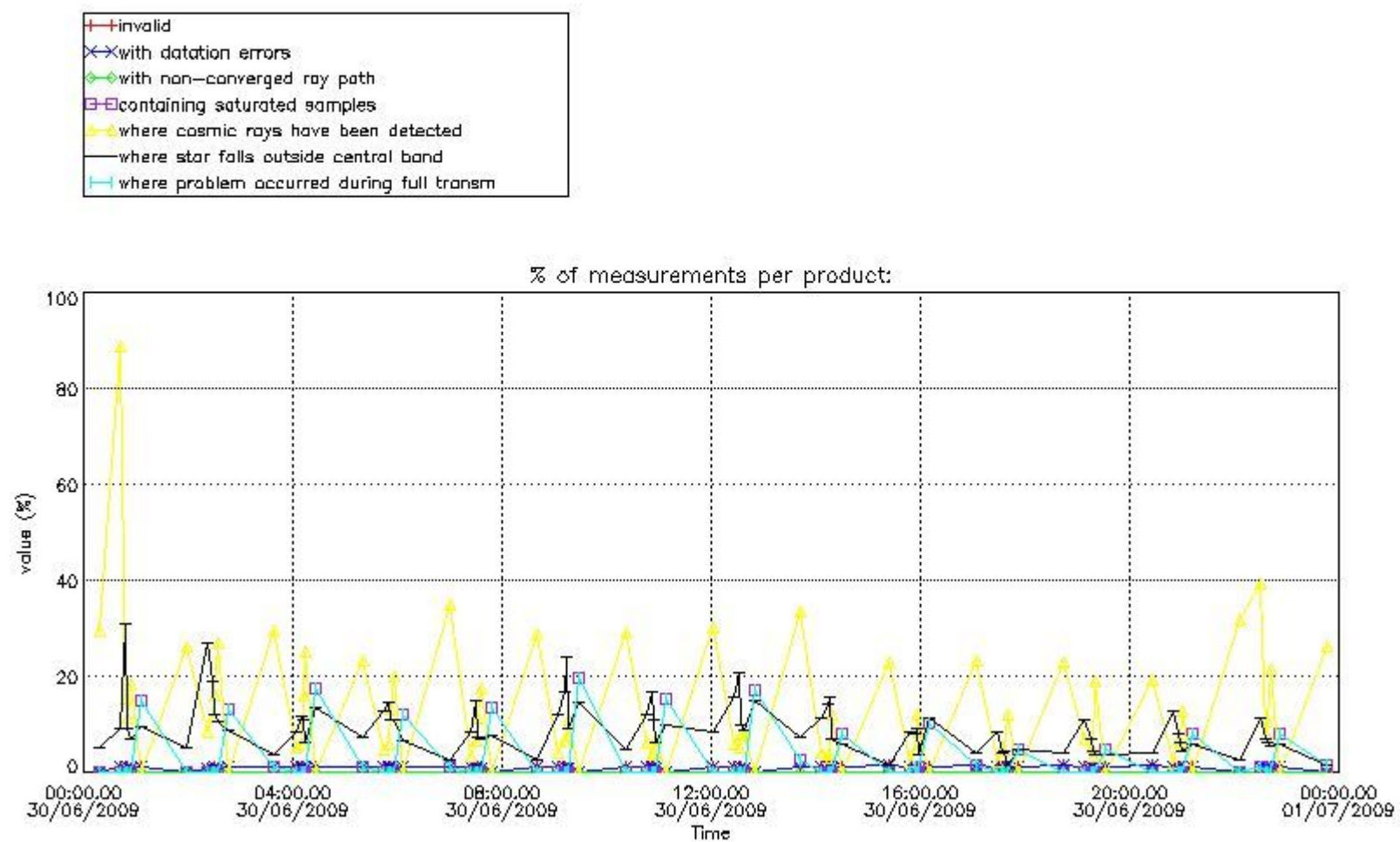


4. Level 1 quality information per product

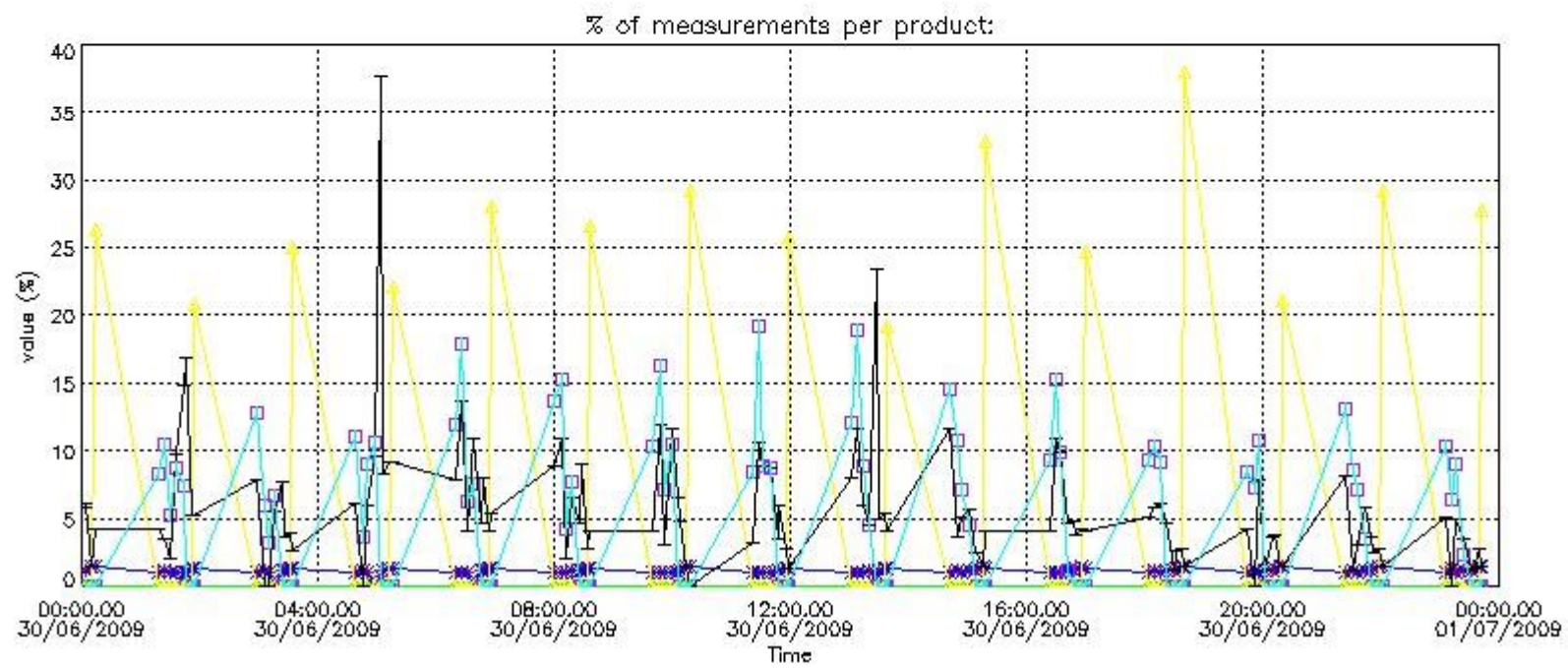
In this section it is plotted some information contained in the Quality Summary data set of the level 2 products that comes from the level 1b processing. Products without errors (error flag in the MPH set to "0") are used.

4.1 Plot quality information per product (time dependant) coming from level 1b processing

4.1.1 Plot level 1 quality information per product (time dependant): ENVISAT ASCENDING passes

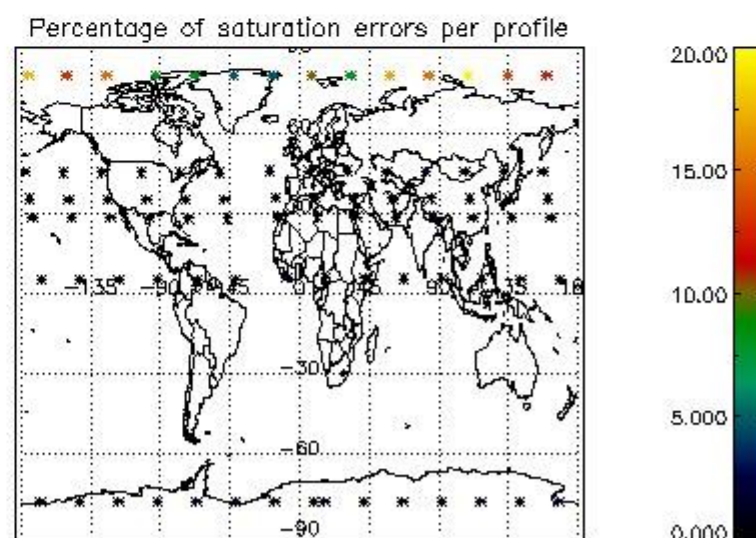
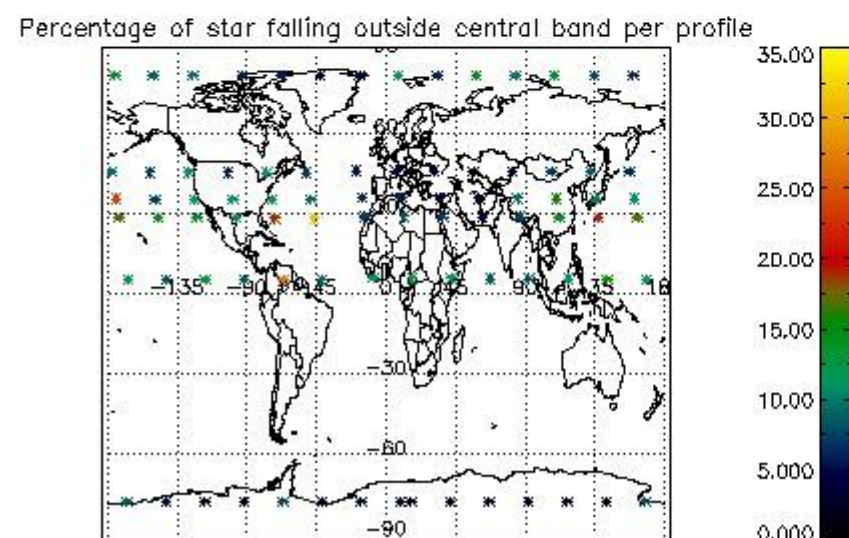
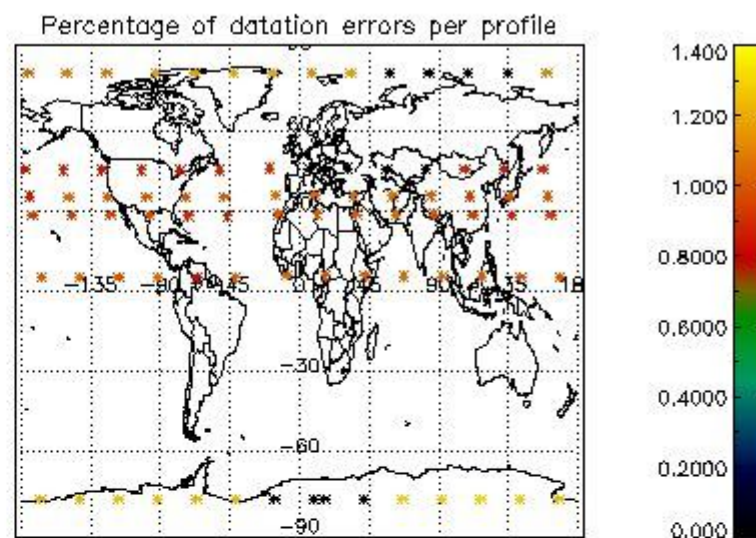
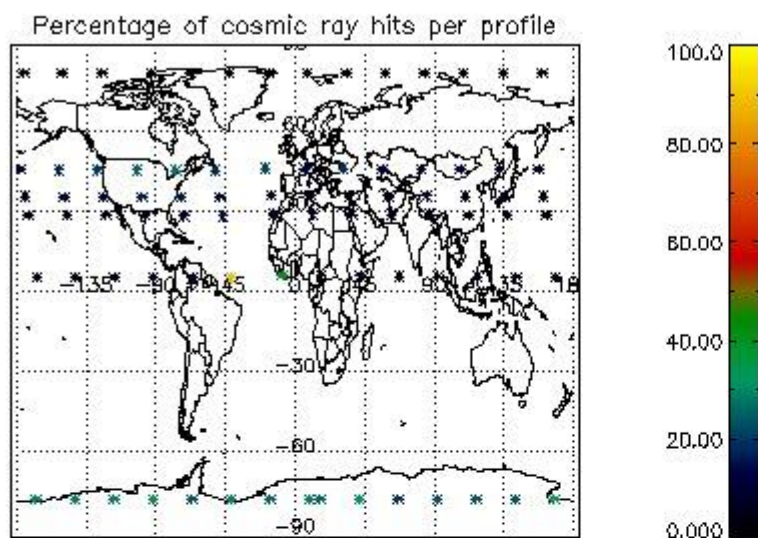


4.1.2 Plot level 1 quality information per product (time dependant): ENVISAT DESCENDING passes

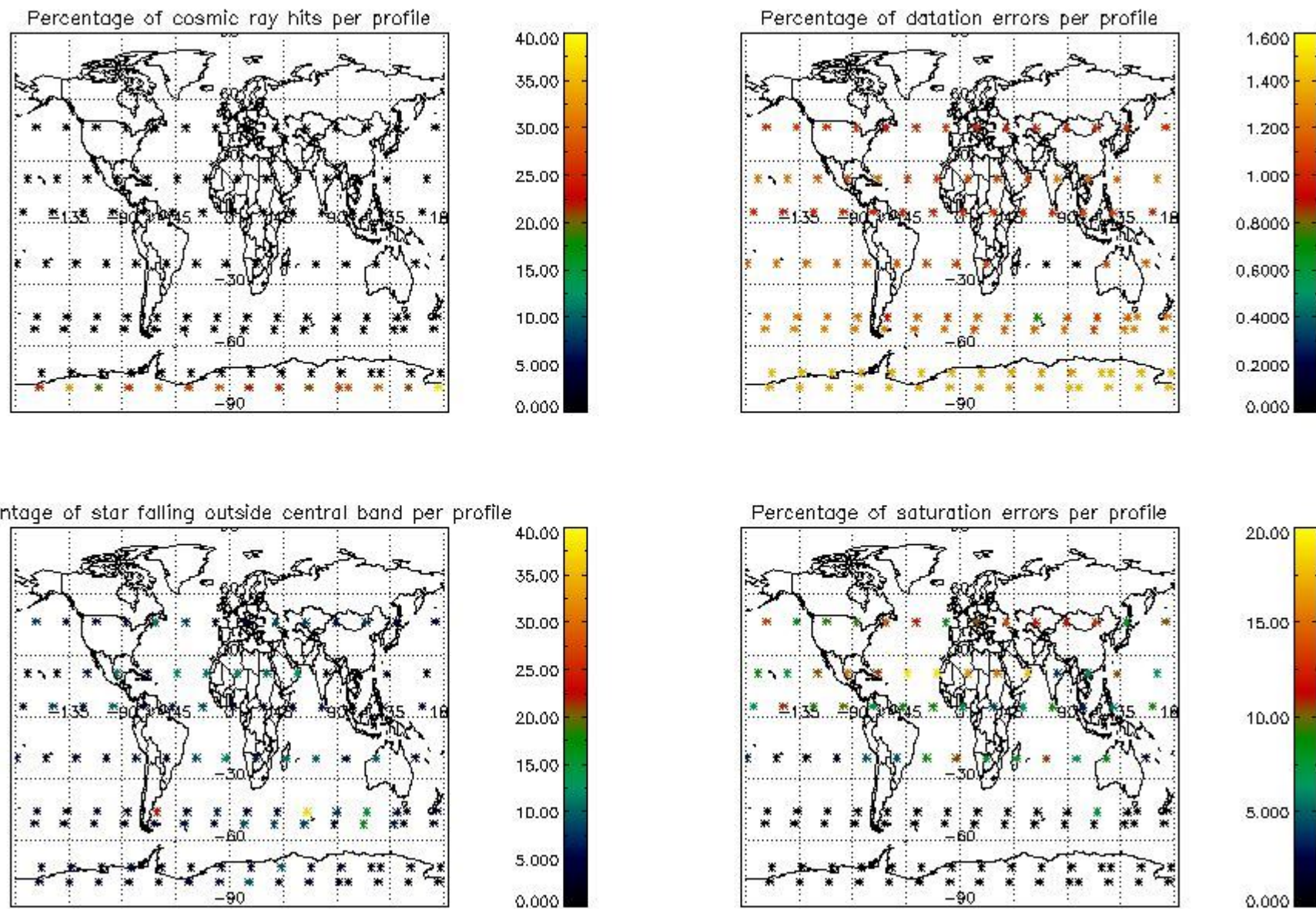


4.2 Plot quality information per product coming from level 1b processing (world map)

4.2.1 Plot level 1 quality information per product (world map): ENVISAT ASCENDING passes



4.2.2 Plot level 1 quality information per product (world map): ENVISAT DESCENDING passes



5. Trace gas profiles

5.1 Ozone statistics based on quality of products

The final quality of the products can be "measured" using the STD (Standard Deviation) attached to every point profile. This information is written to the parameter GOM_NL__2P/NL_LOCAL_SPECIES_DENSITY/o3_std of the level 2 products. The table below shows the statistics for given STD ranges.

The statistics are given with respect to the overall valid production:

- Products without fatal errors: GOM_NL__2P/MPH/PRODUCT_ERR=0
- Valid point profile: GOM_NL__2P/NL_LOCAL_SPECIES_DENSITY/pcd(0)=0

The 'Criteria' is applied to valid points of dark limb products:

- Products in dark limb illumination condition: GOM_NL__2P/NL_SUMMARY_QUALITY/obs_ill_cond=0
- Products without fatal errors: GOM_NL__2P/MPH/PRODUCT_ERR=0
- Valid point profile: GOM_NL__2P/NL_LOCAL_SPECIES_DENSITY/pcd(0)=0

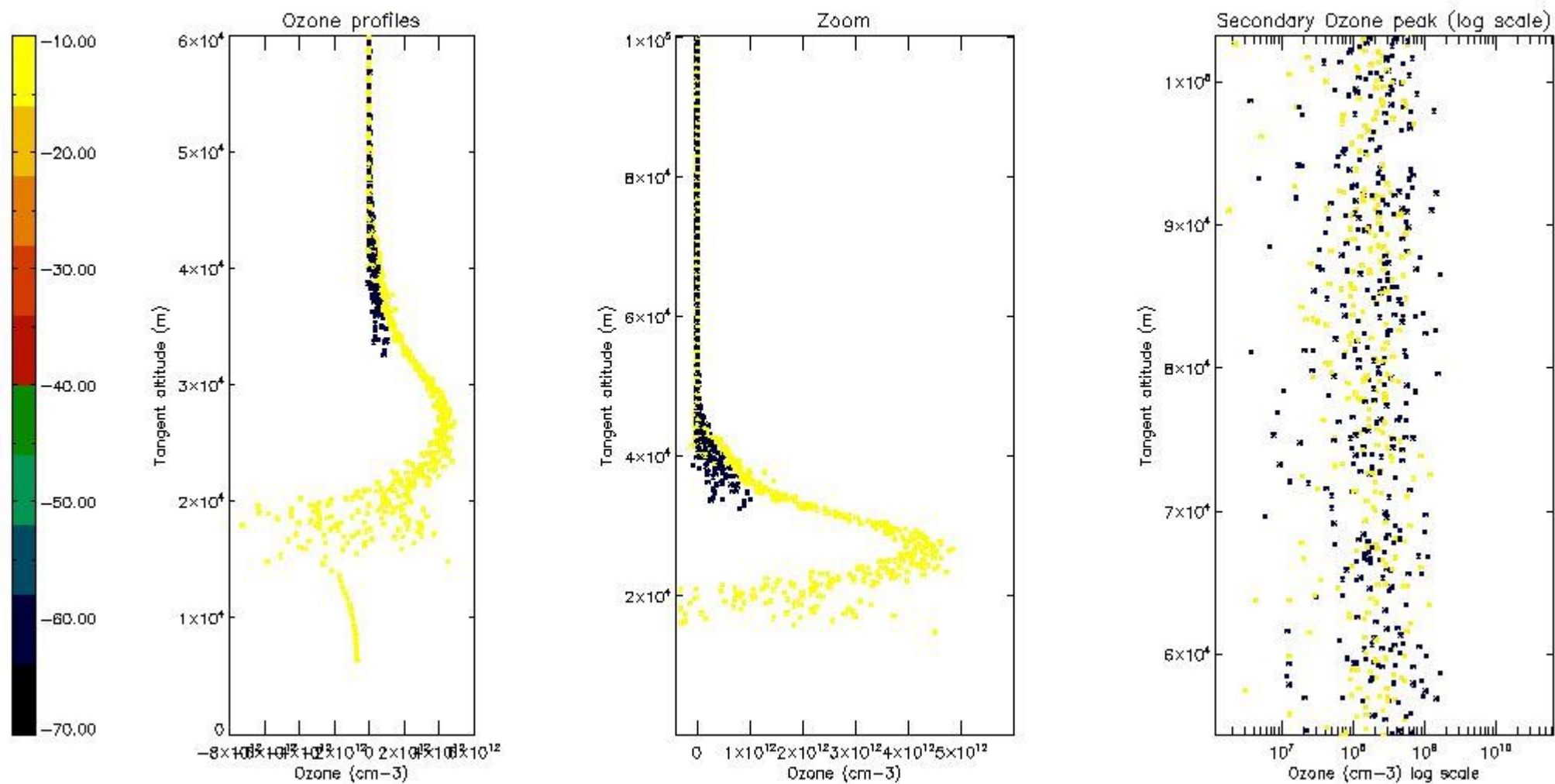
So, the table below shows the percentage of dark limb and valid observations for each criteria with respect to the overall valid daily observations.

Criteria	% of total production
All STD	14
STD < 20	3

STD < 10	1
STD < 5	0

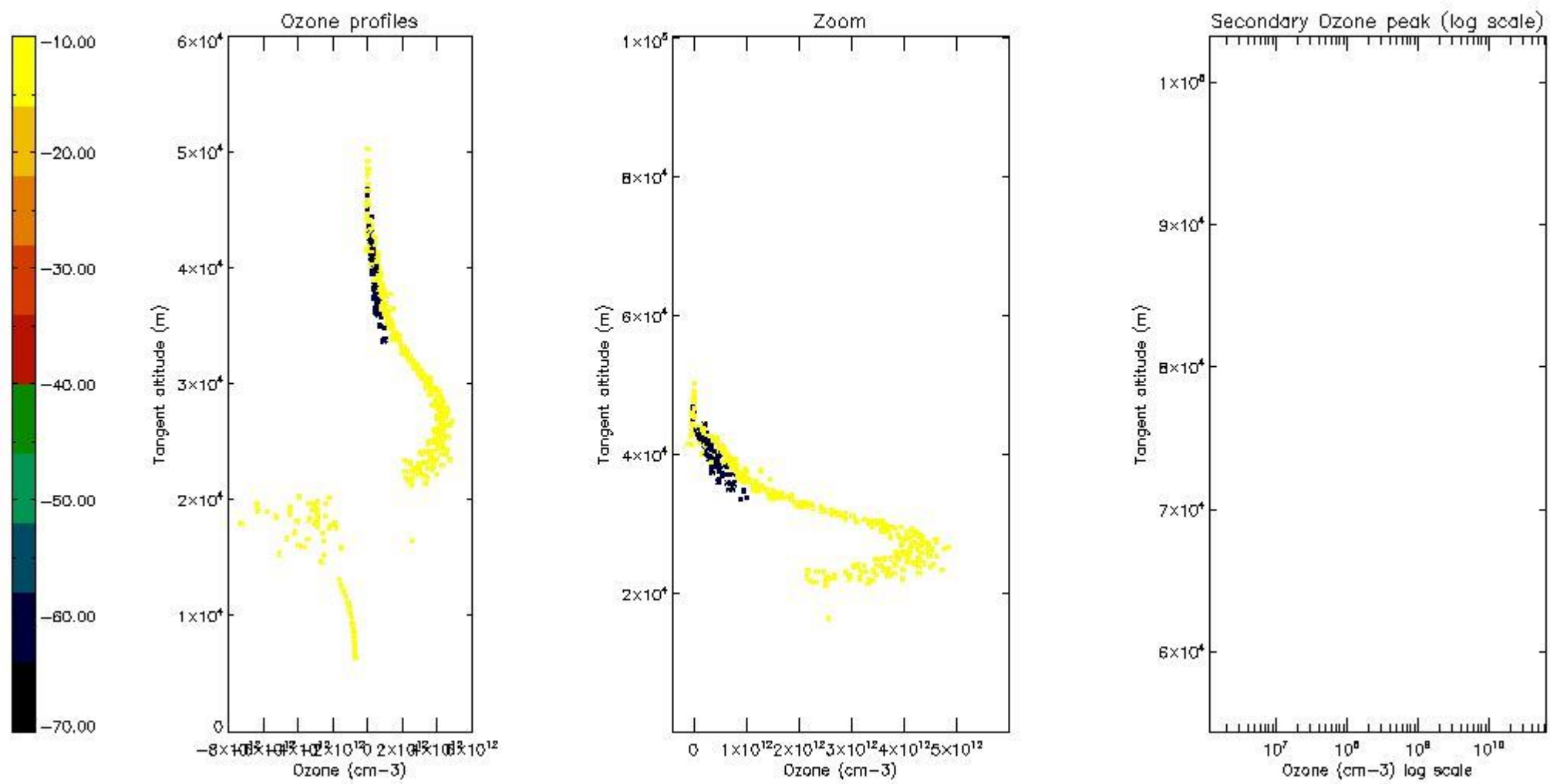
5.2 Plot ozone profiles for all STD (dark without errors)

The colorbar represents the latitude.



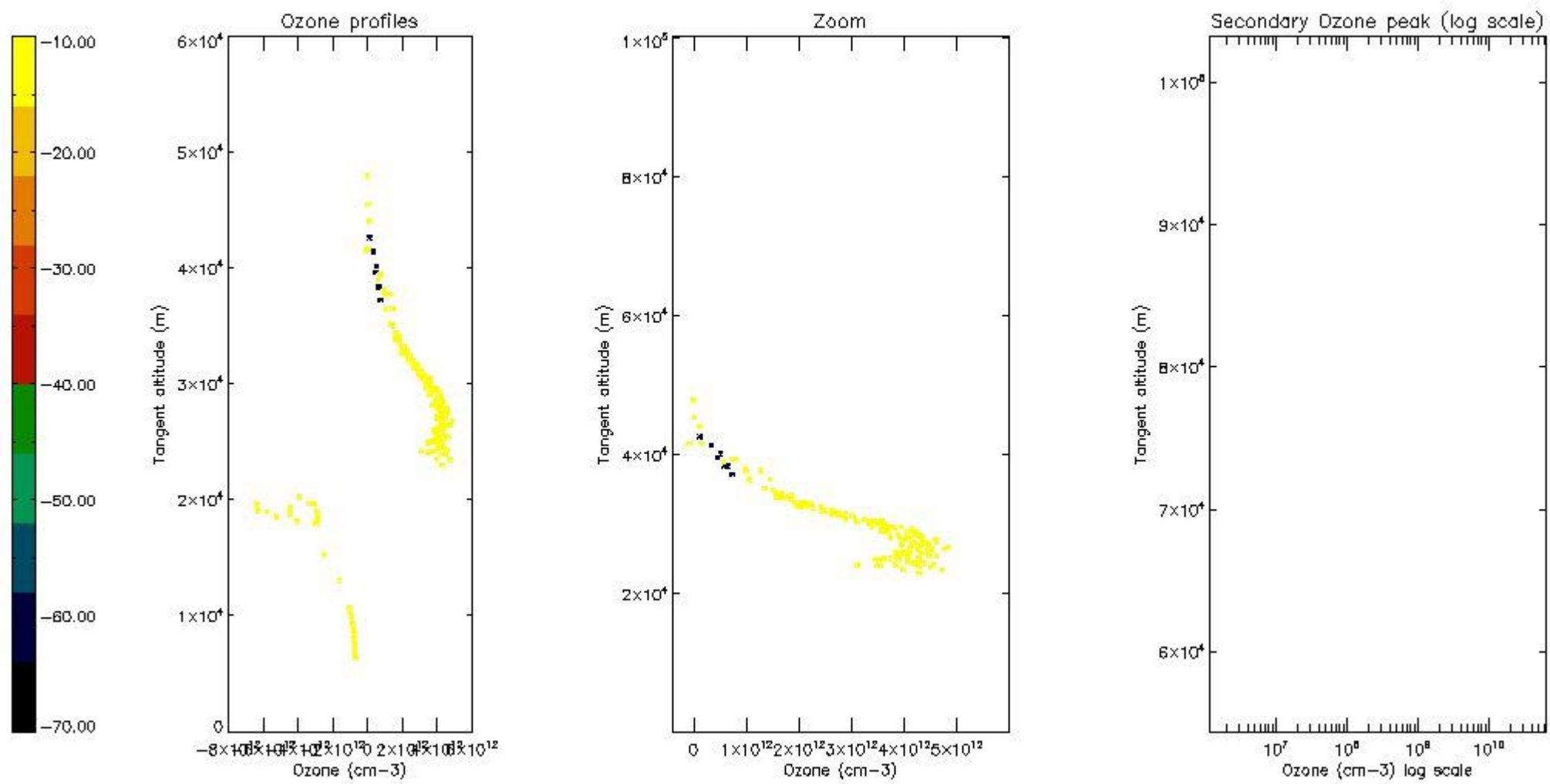
5.3 Plot ozone profiles where STD < 20% (dark without errors)

The colorbar represents the latitude.



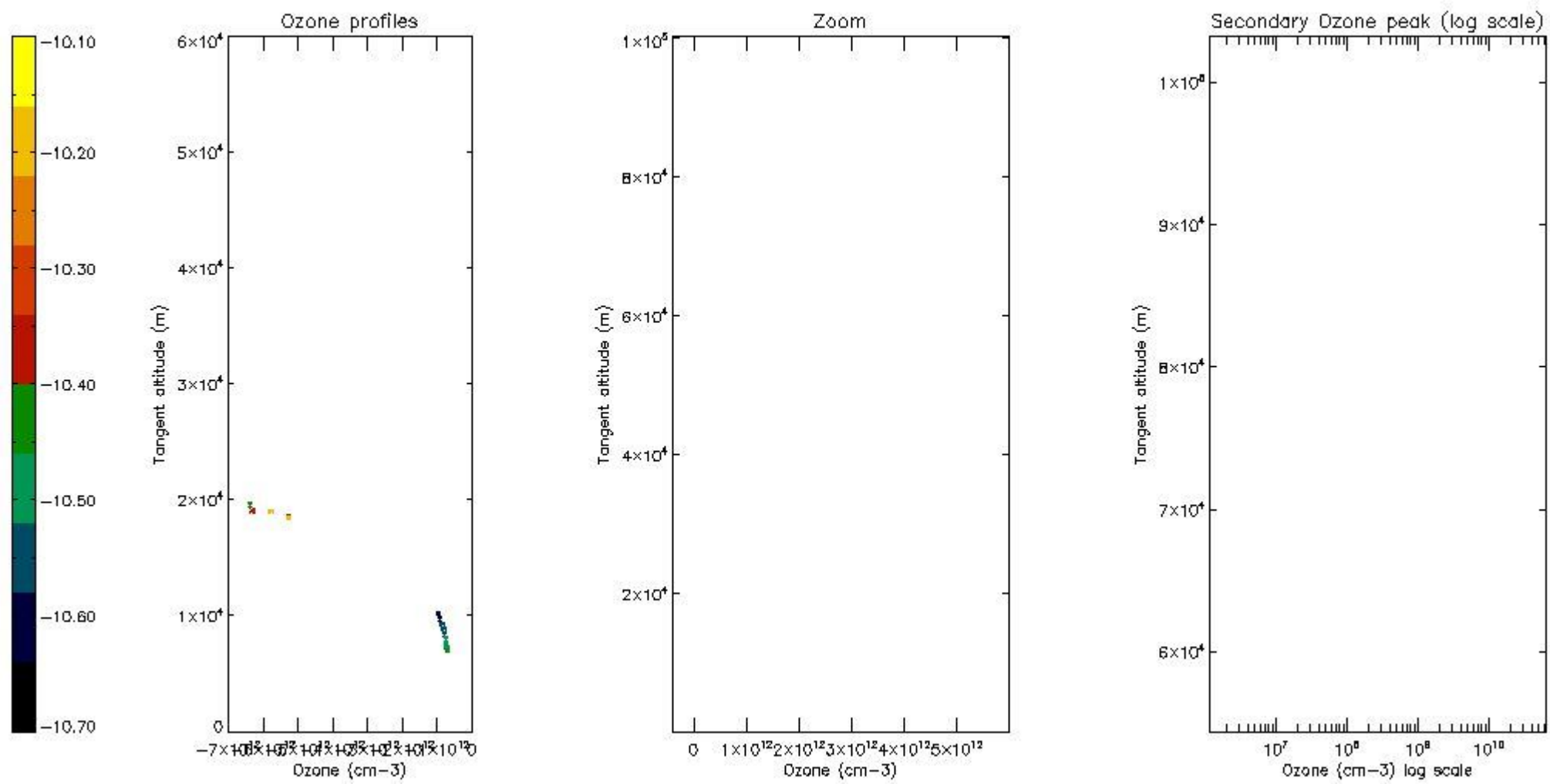
5.4 Plot ozone profiles where STD < 10% (dark without errors)

The colorbar represents the latitude.



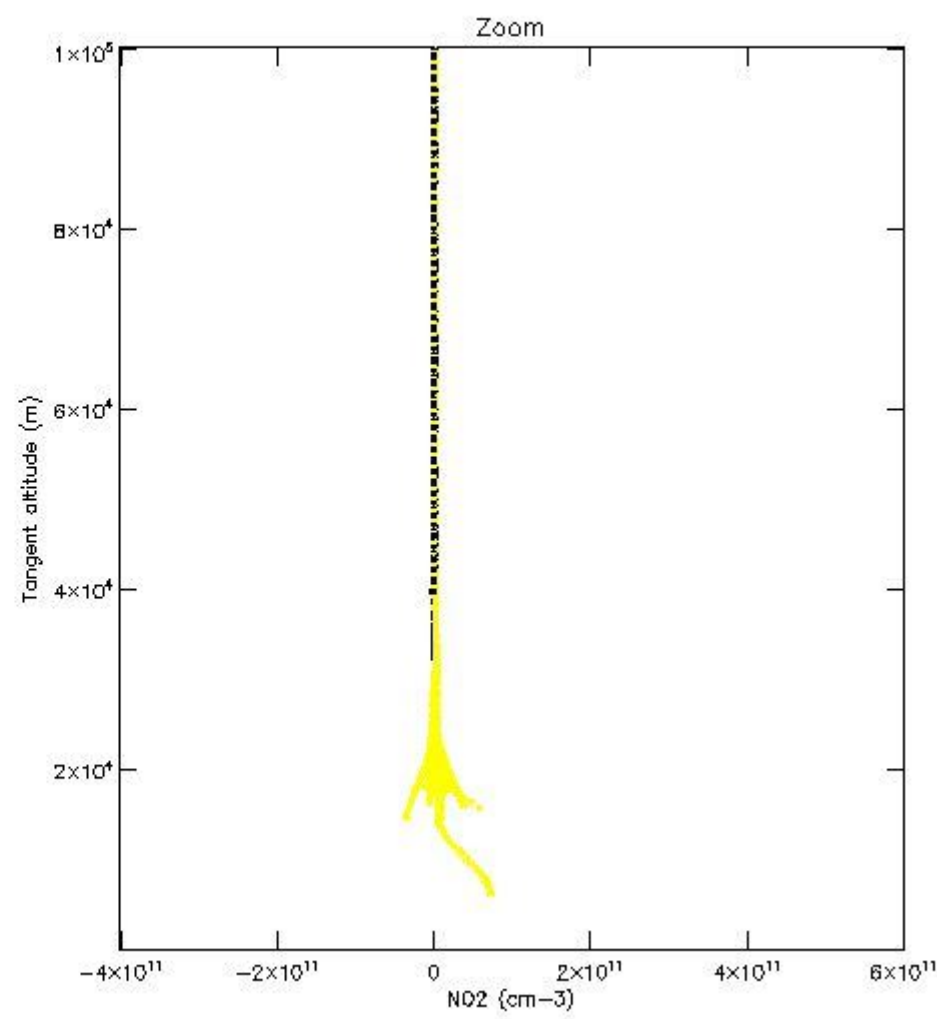
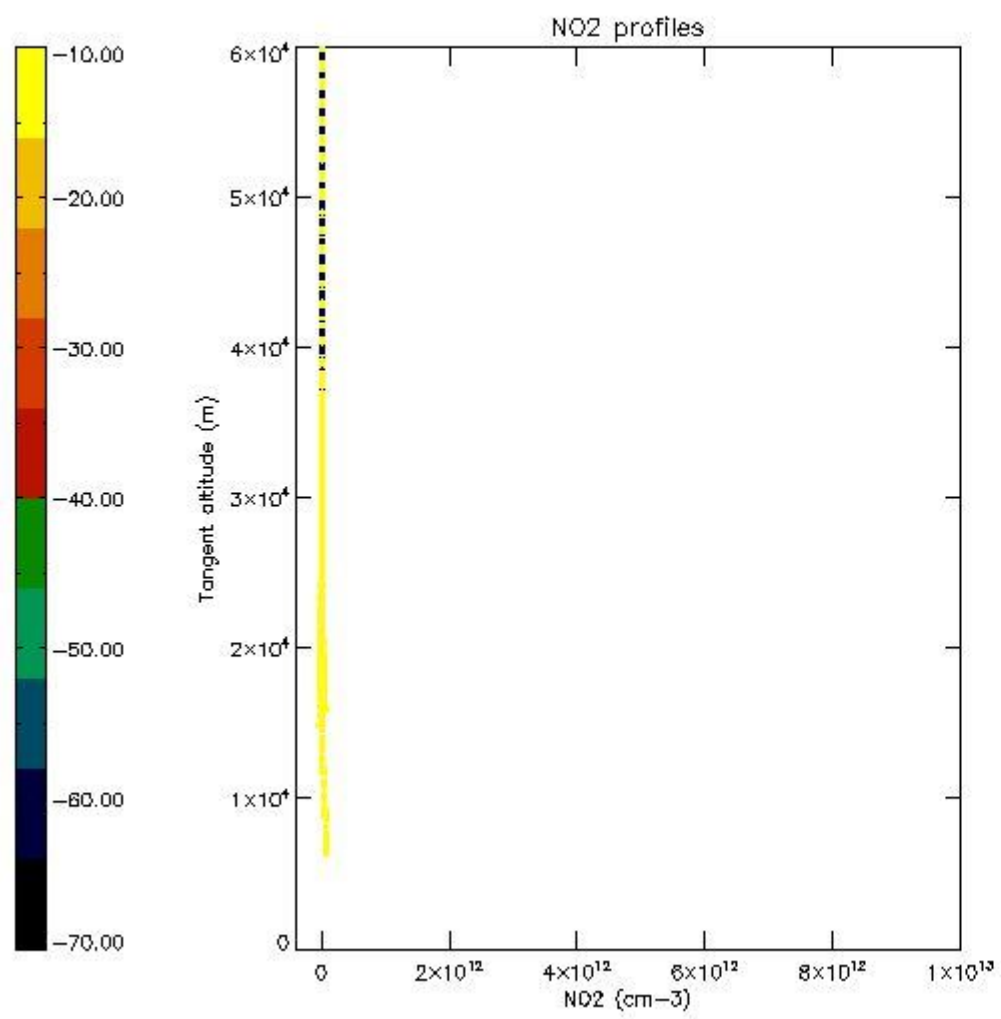
5.5 Plot ozone profiles where $STD < 5\%$ (dark without errors)

The colorbar represents the latitude.



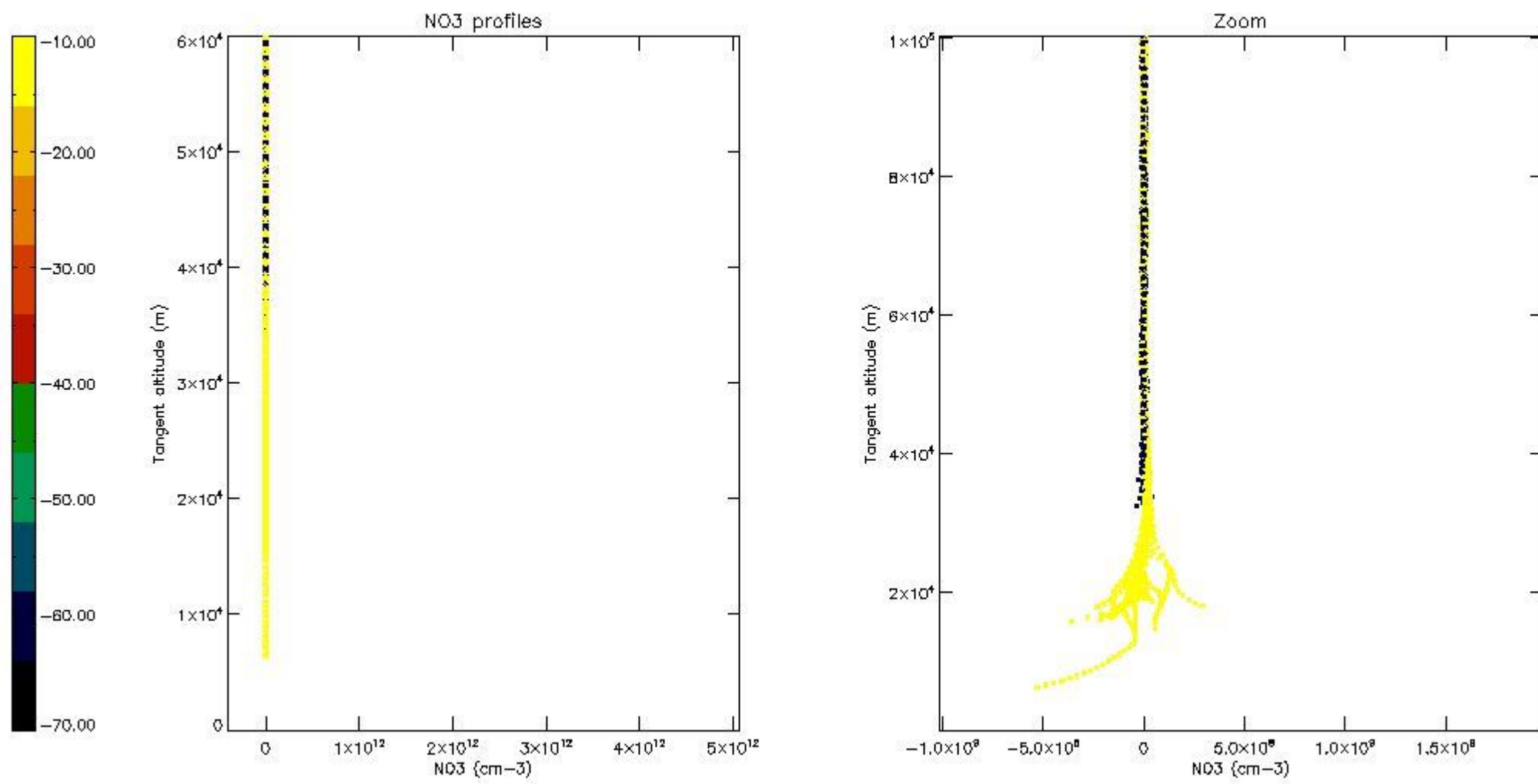
5.6 Plot NO₂ profiles for all STD (dark without errors)

The colorbar represents the latitude.



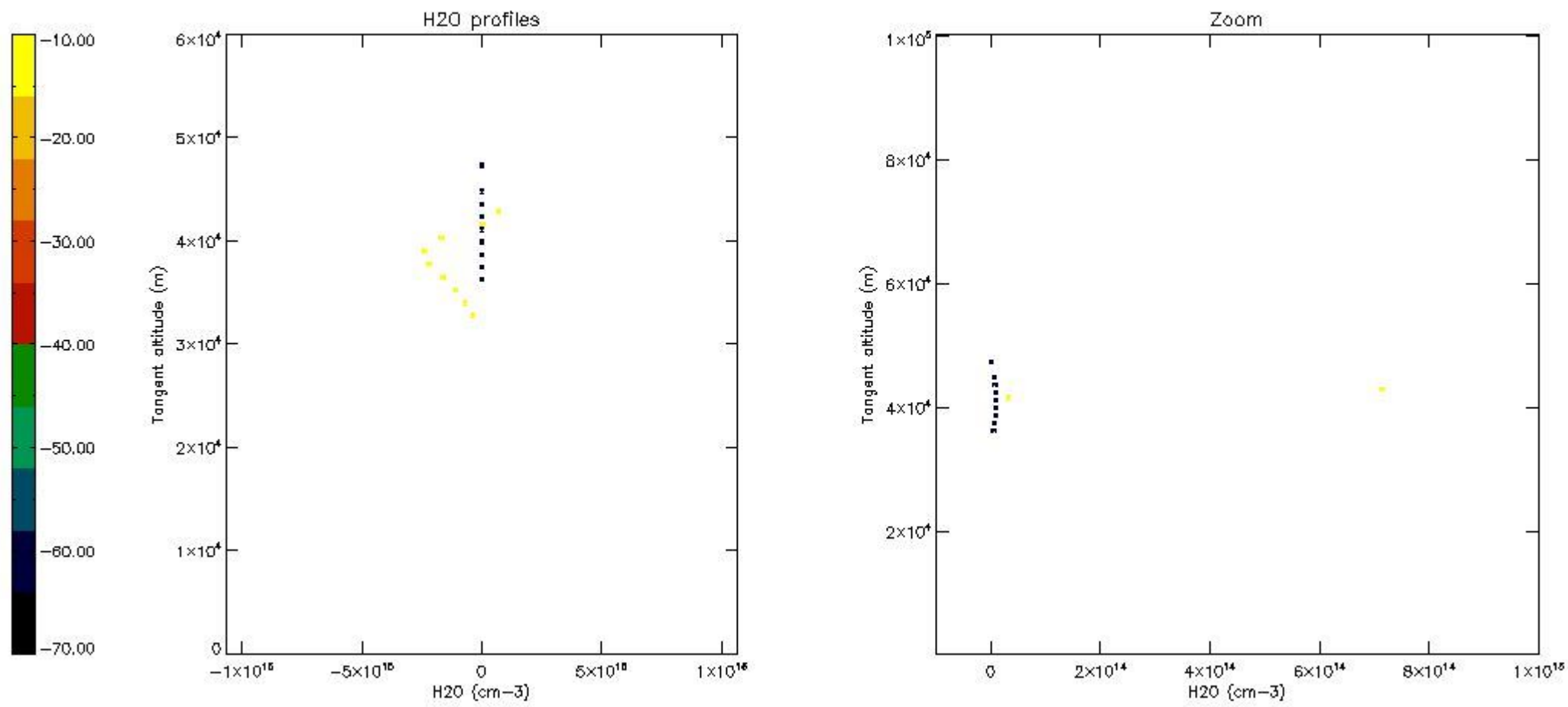
5.7 Plot NO3 profiles for all STD (dark without errors)

The colorbar represents the latitude.



5.8 Plot H₂O profiles for all STD (only for occultations of stars 1,2,3,4,13,14,16,26,63 dark without errors)

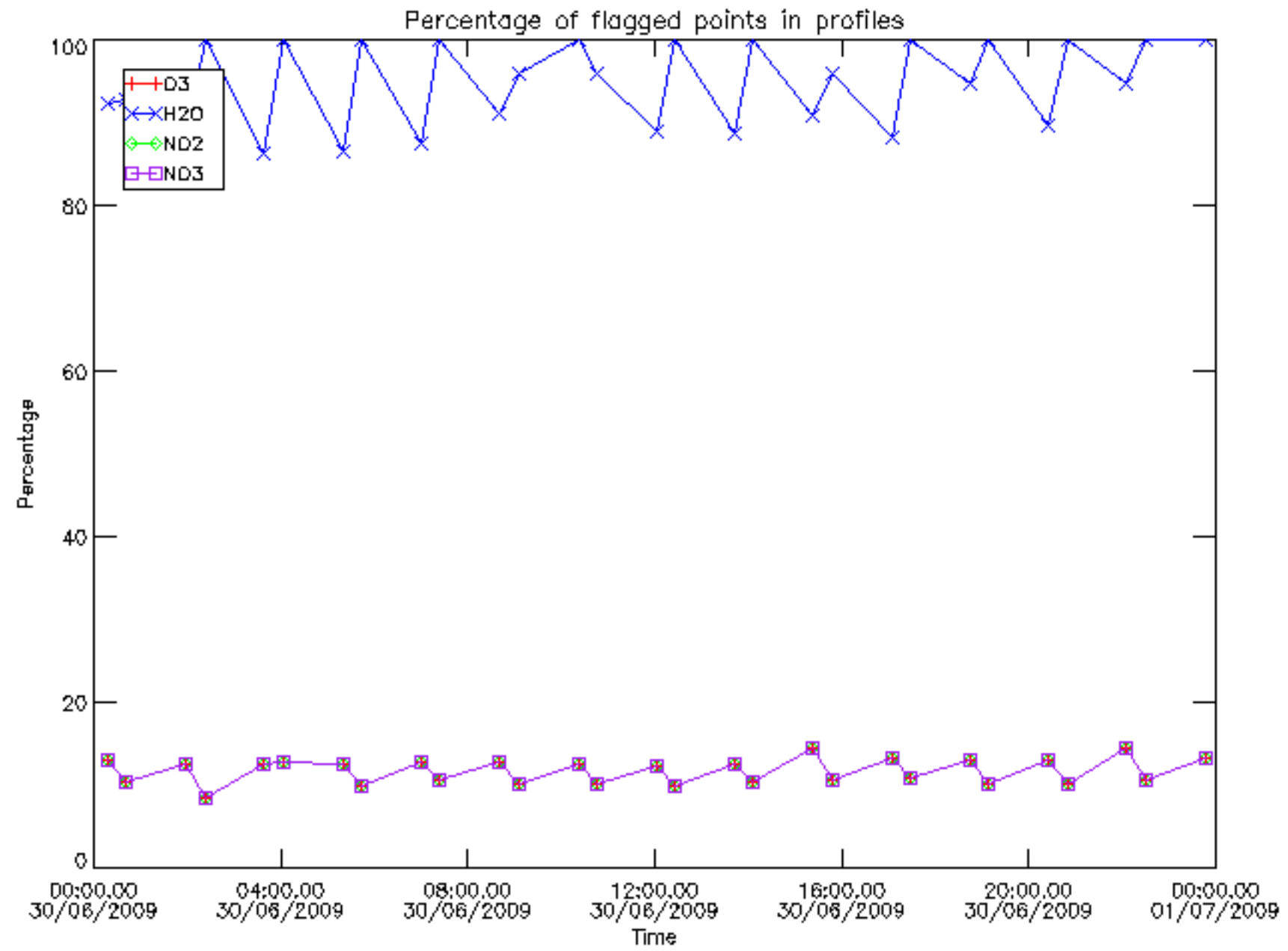
The colorbar represents the latitude.



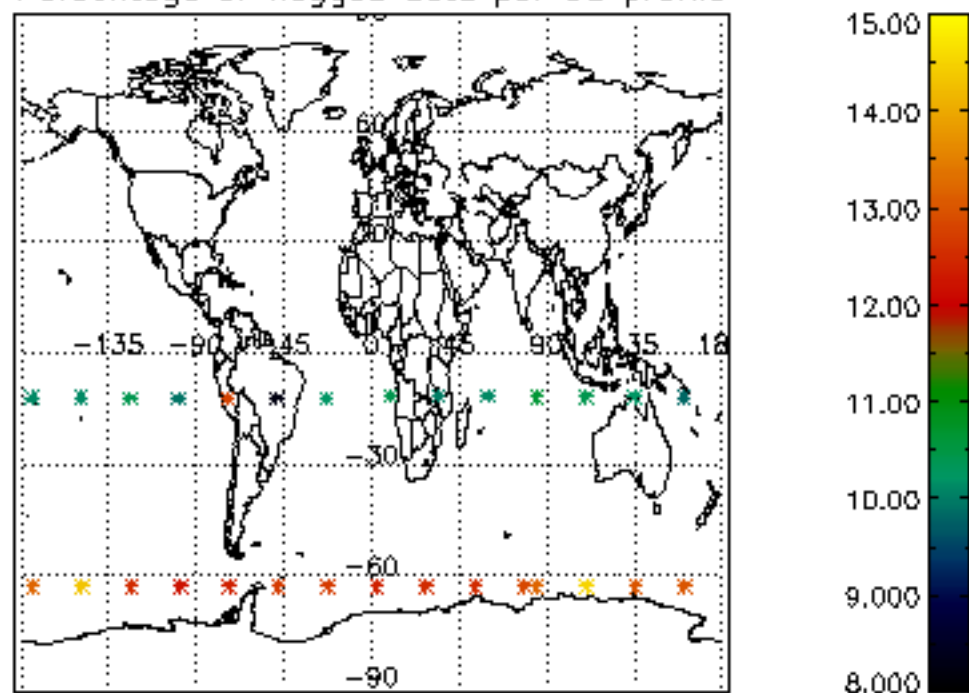
6. Auxiliary Data Files used for the production reported in section 2

The number reported in the third column indicates since which file (see list in section 2) the corresponding auxiliary file has been used. The fourth column is the date of those product files.

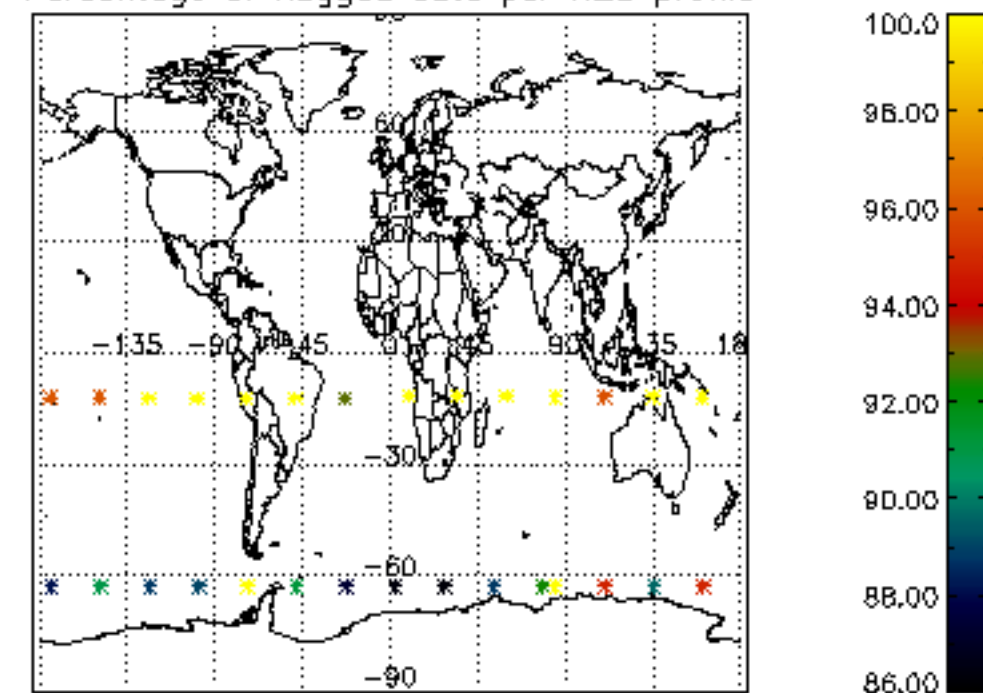
Type	Auxiliary Filename	Used since product	Used since product date
INST_PHYS_CHARACTERISTICS	GOM_INS_AXVIEC20091111_143220_20030716_120000_20500101_000000	1	30-JUN-2009 00:03:04
LEVEL-2_PROC_CONFIG	GOM_PR2_AXVIEC20091111_152718_20020301_000000_20500101_000000	1	30-JUN-2009 00:03:04
CROSS_SECTIONS_FILE	GOM_CRS_AXVIEC20091111_154832_20020301_000000_20500101_000000	1	30-JUN-2009 00:03:04



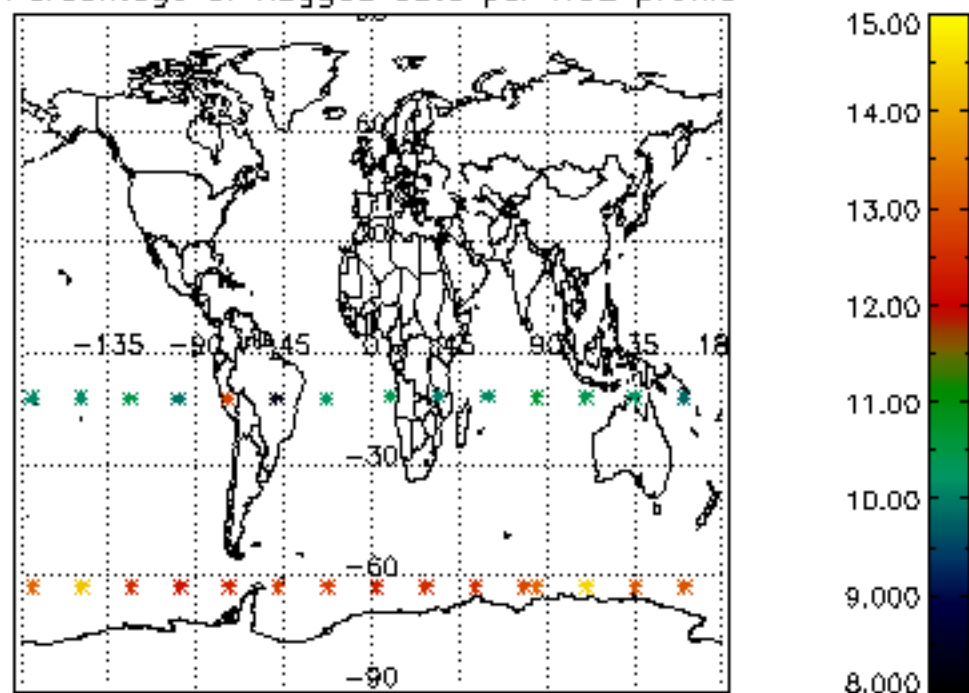
Percentage of flagged data per D3 profile



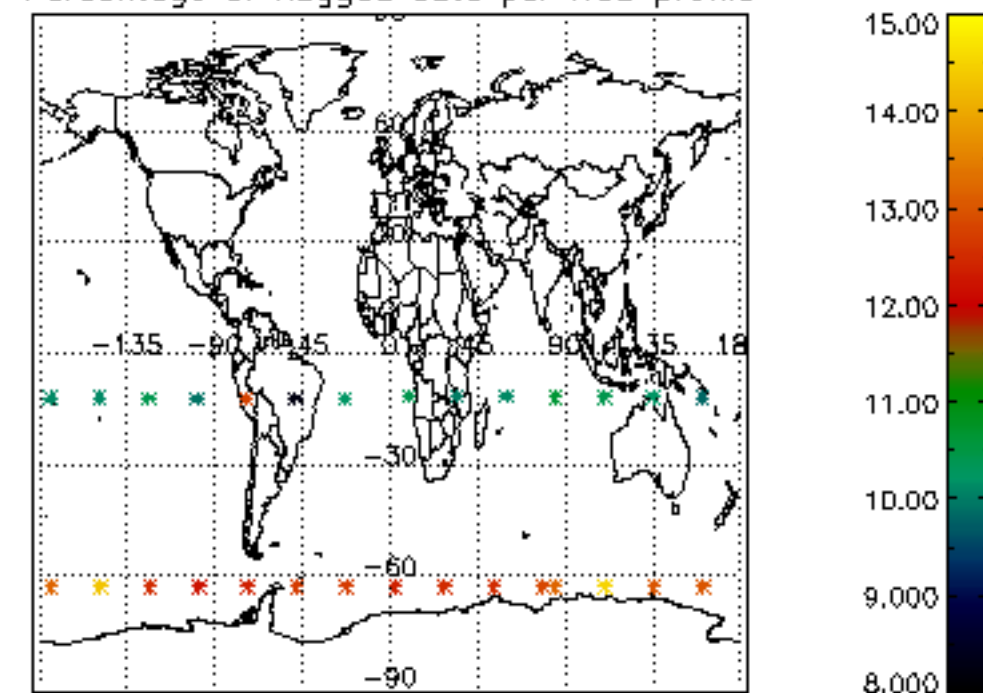
Percentage of flagged data per H2O profile

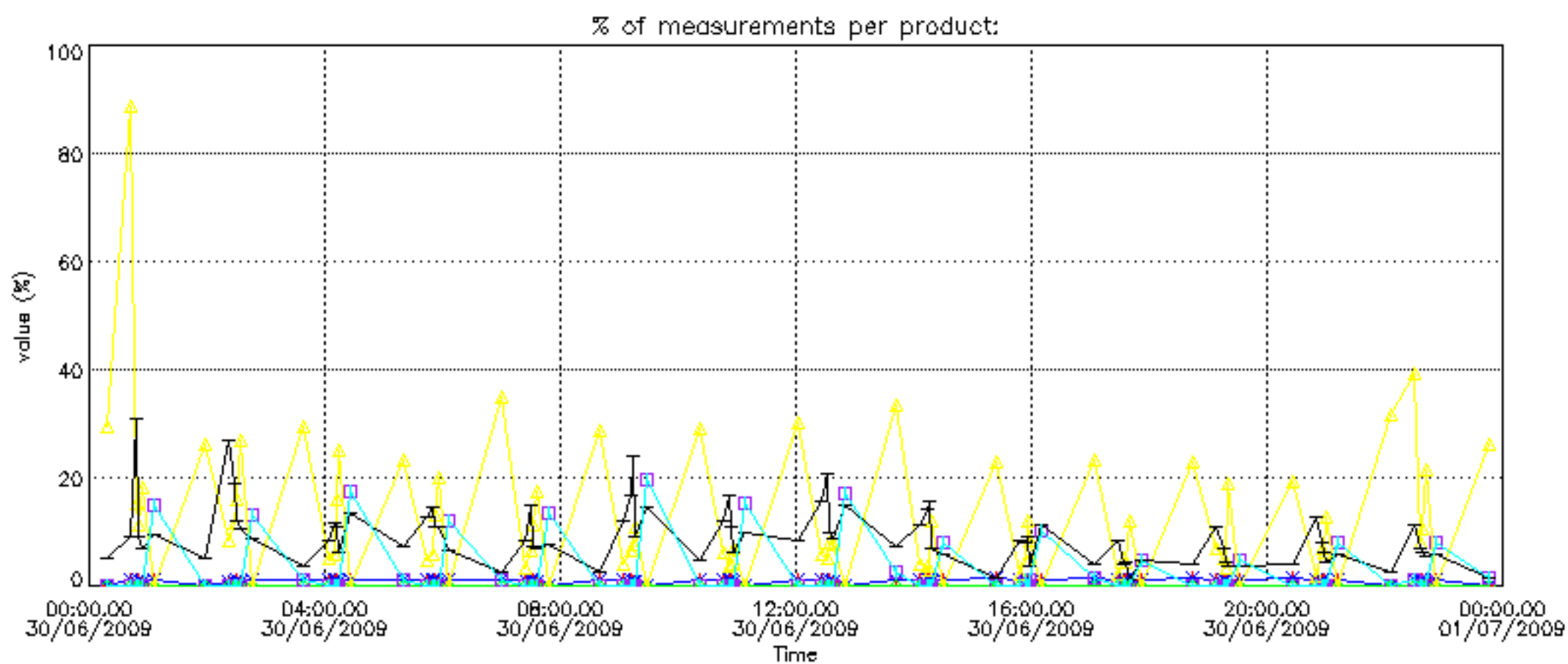


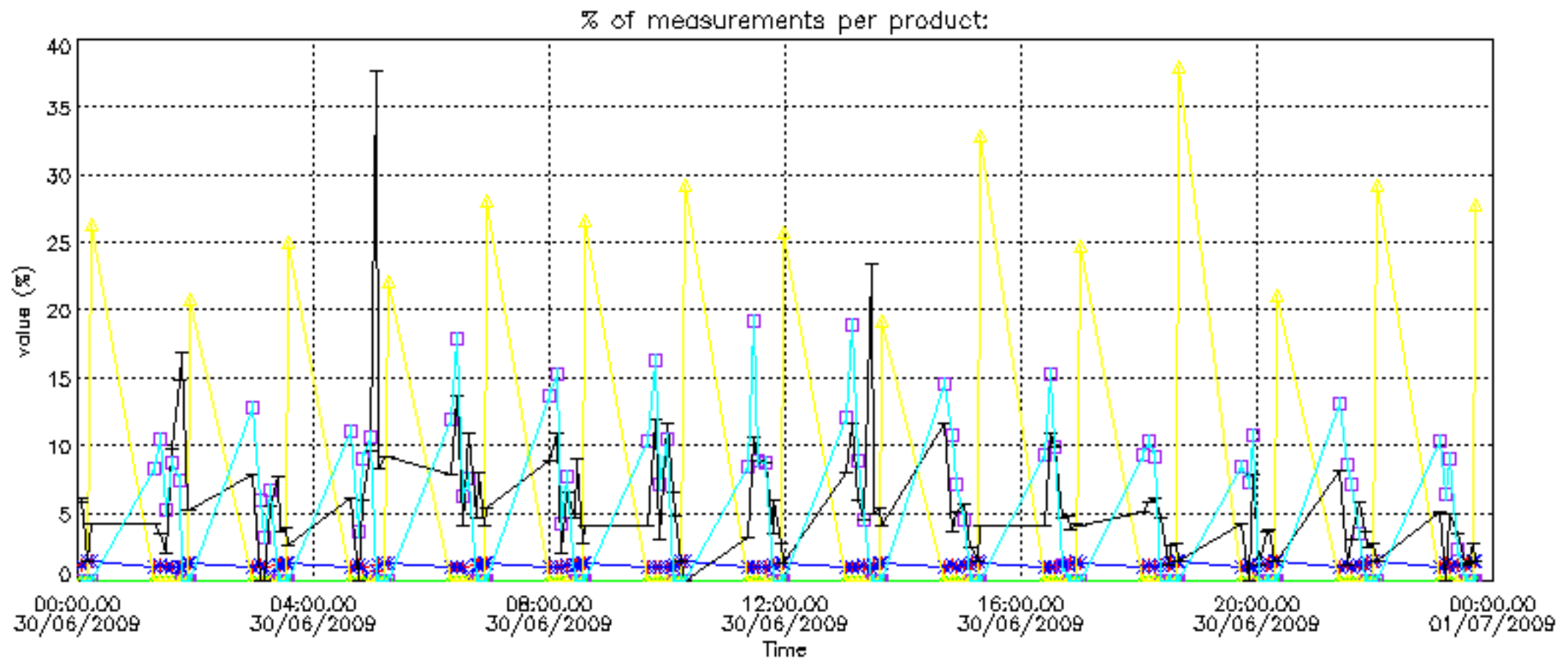
Percentage of flagged data per NO2 profile



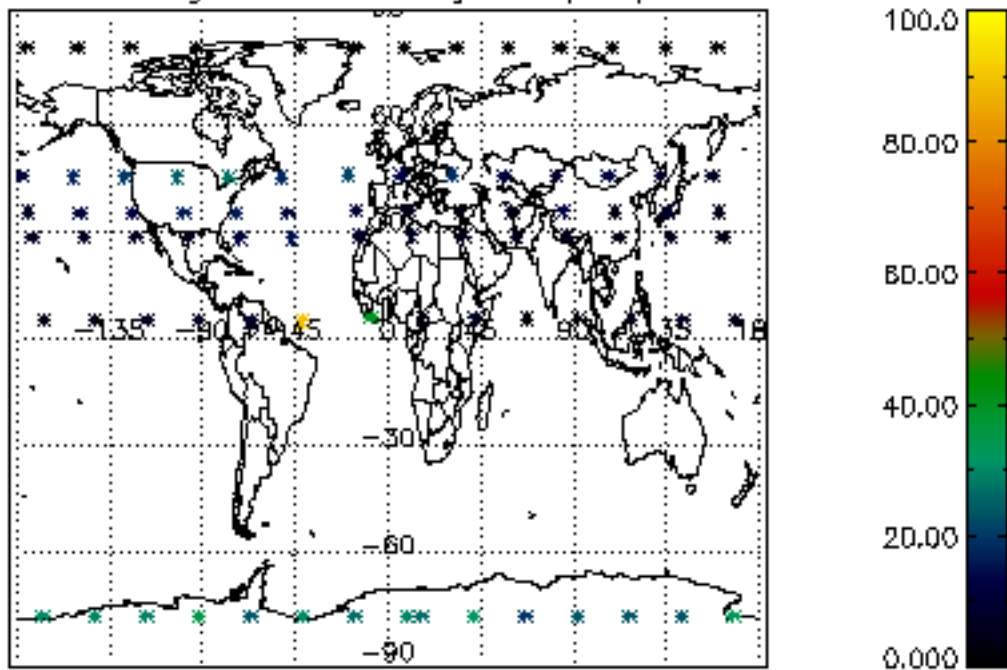
Percentage of flagged data per NO3 profile



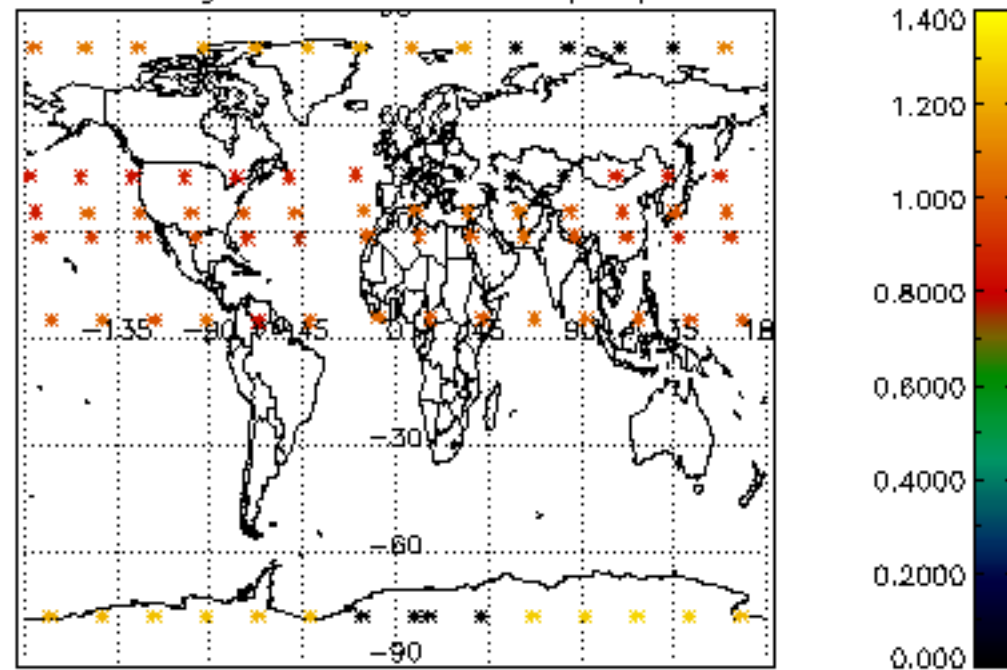




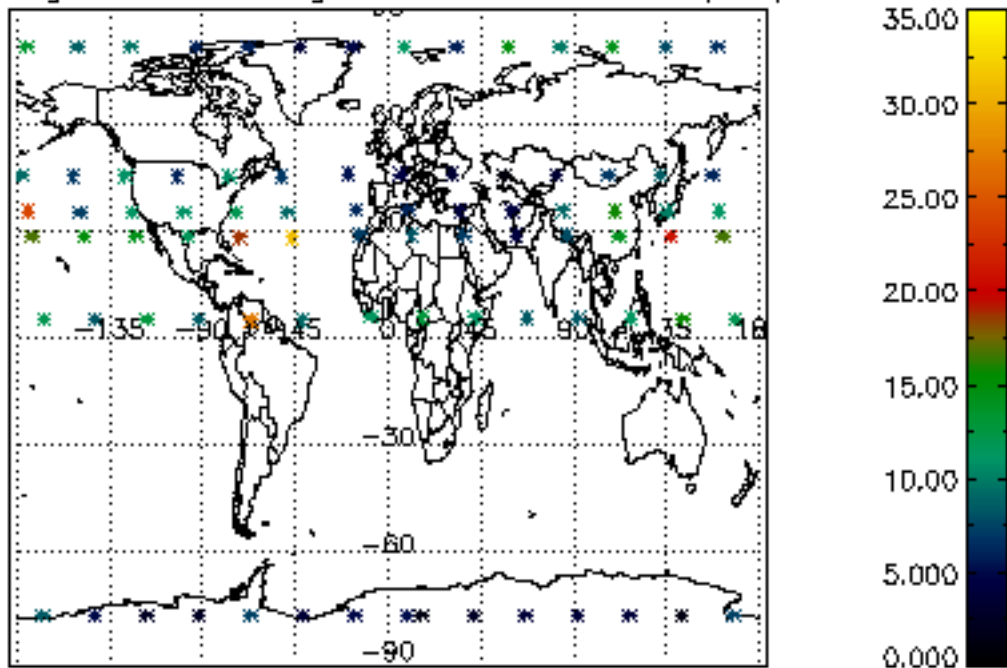
Percentage of cosmic ray hits per profile



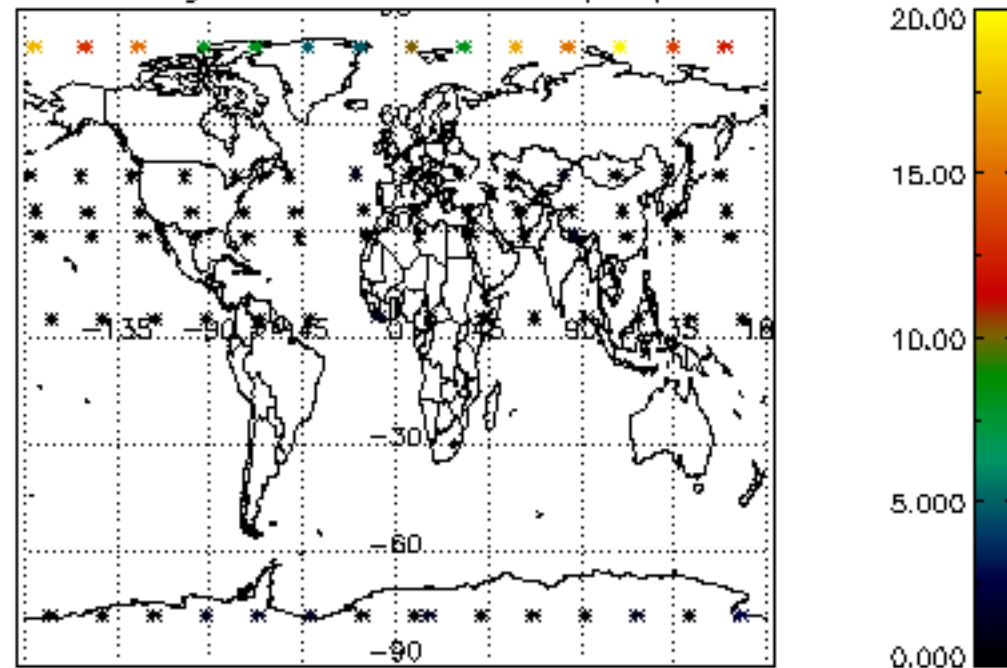
Percentage of datation errors per profile



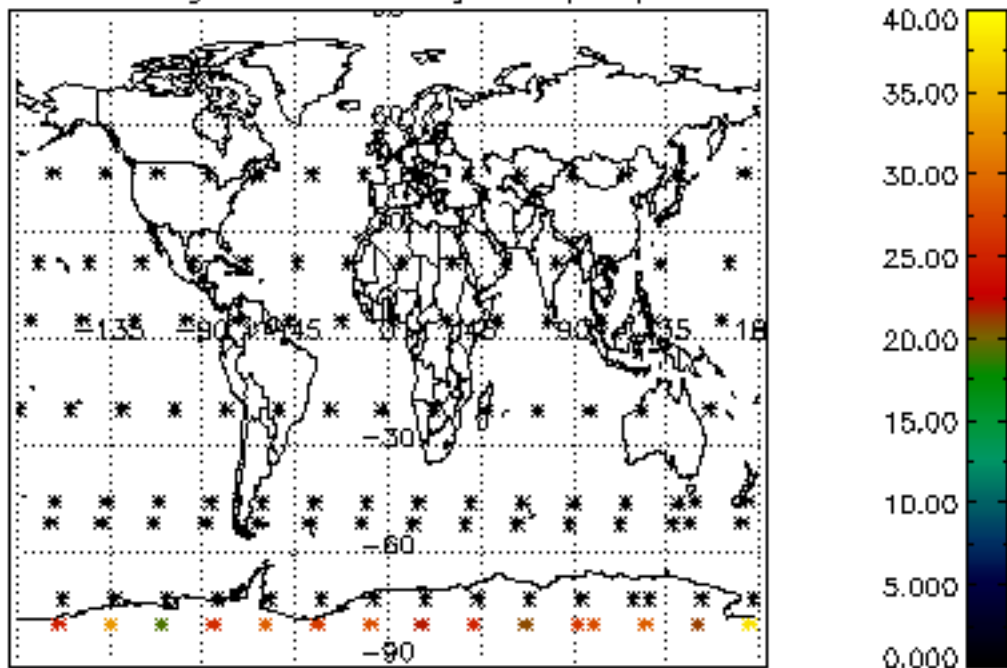
Percentage of star falling outside central band per profile



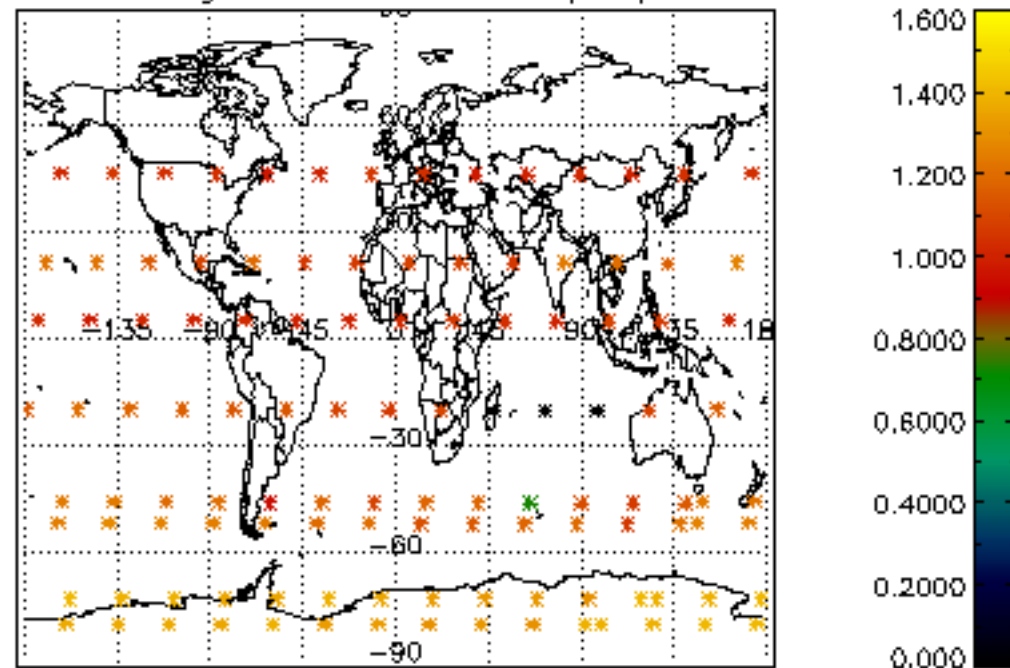
Percentage of saturation errors per profile



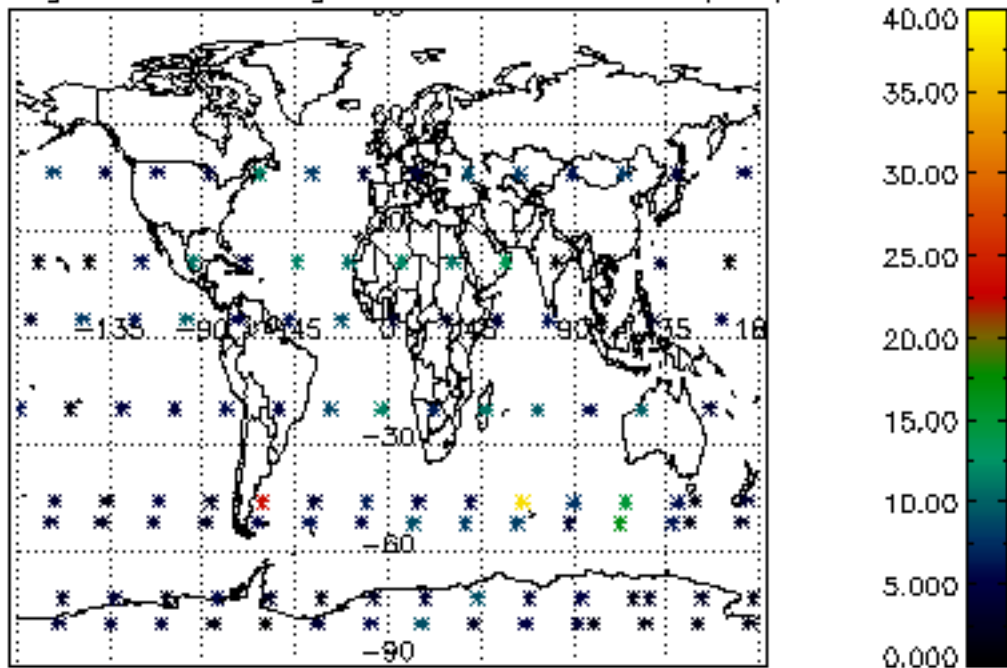
Percentage of cosmic ray hits per profile



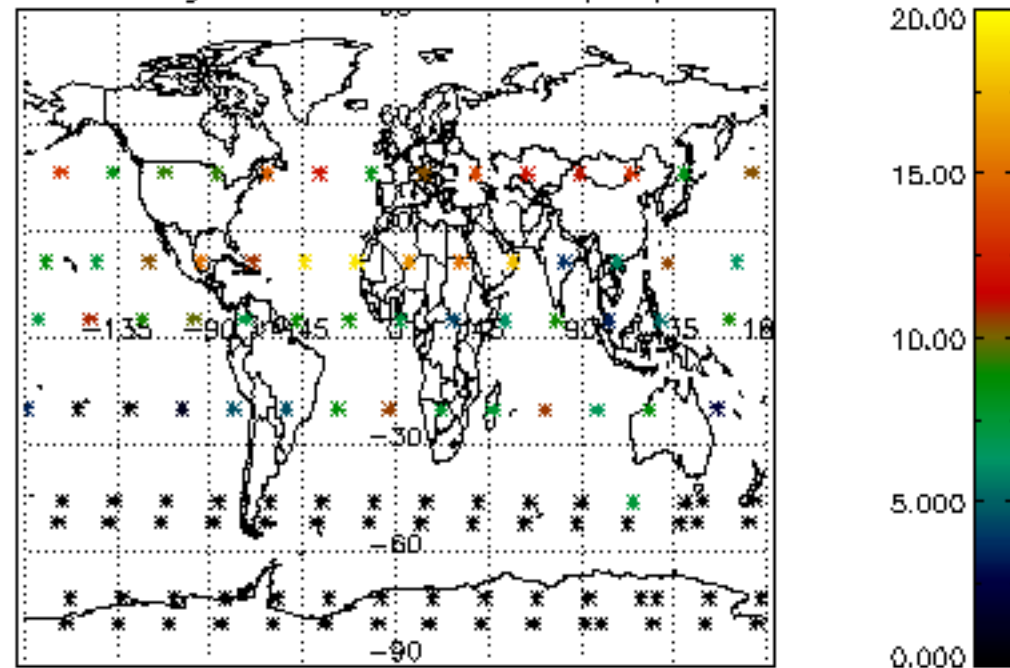
Percentage of datation errors per profile

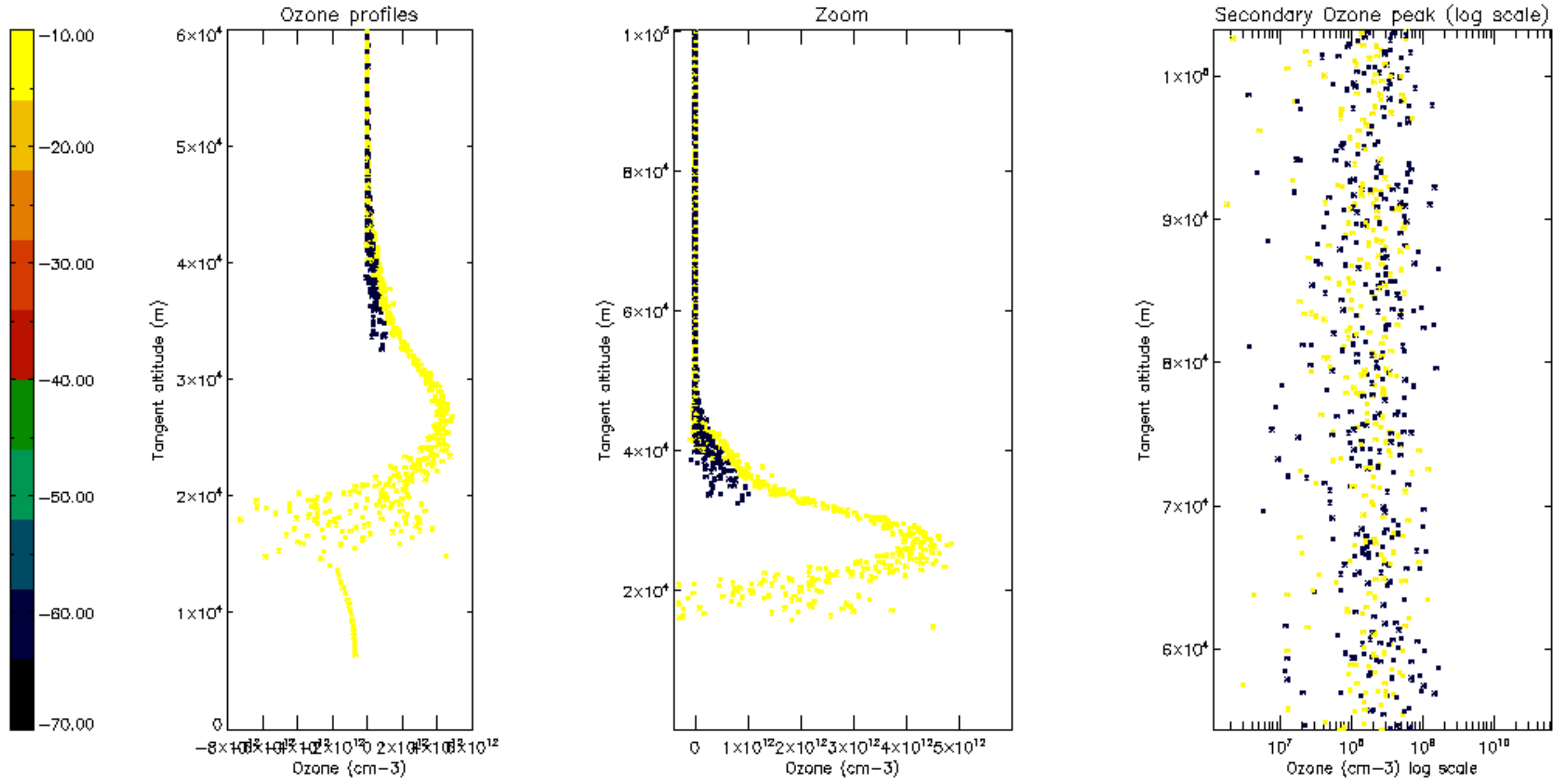


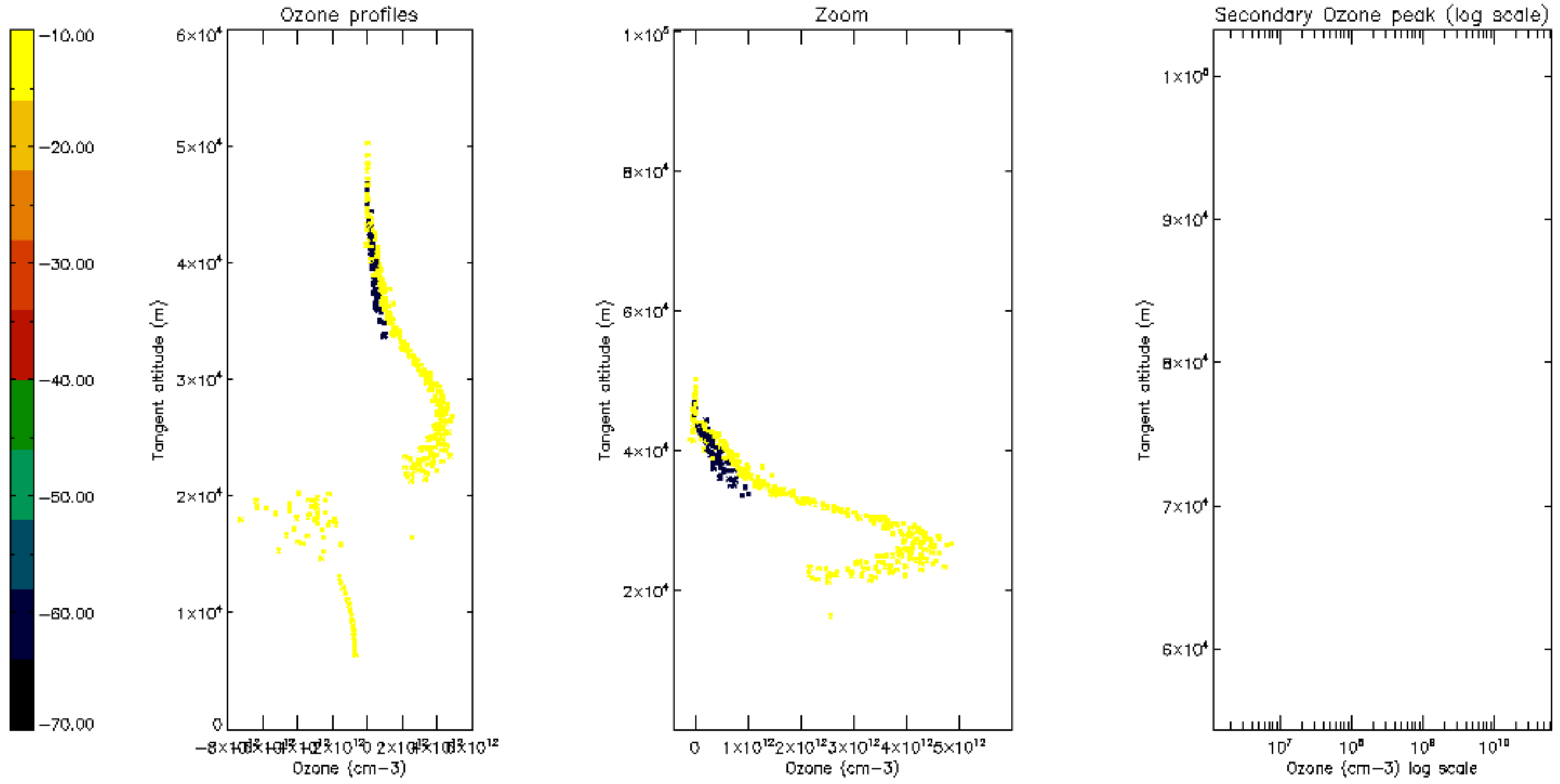
Percentage of star falling outside central band per profile

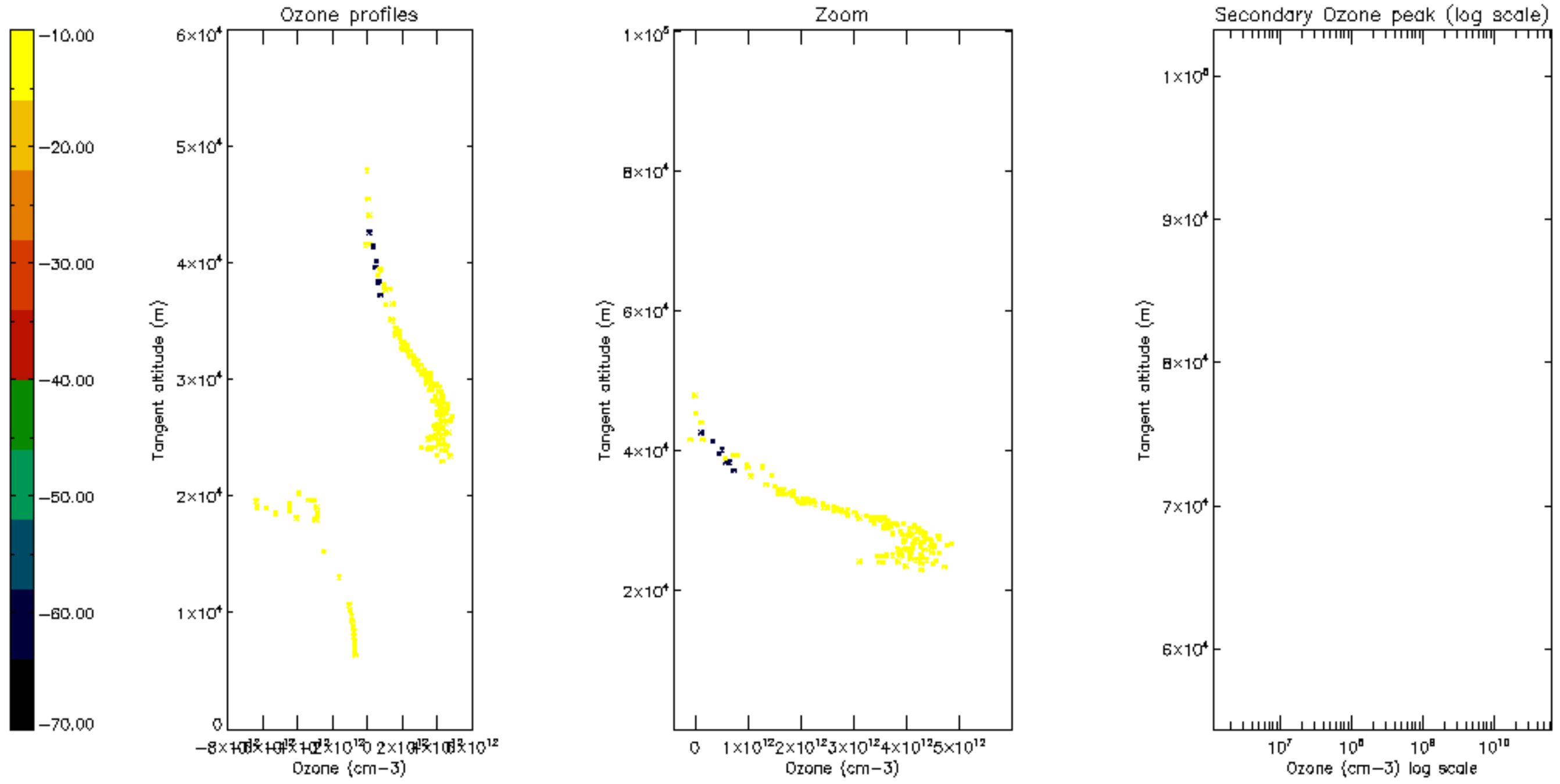


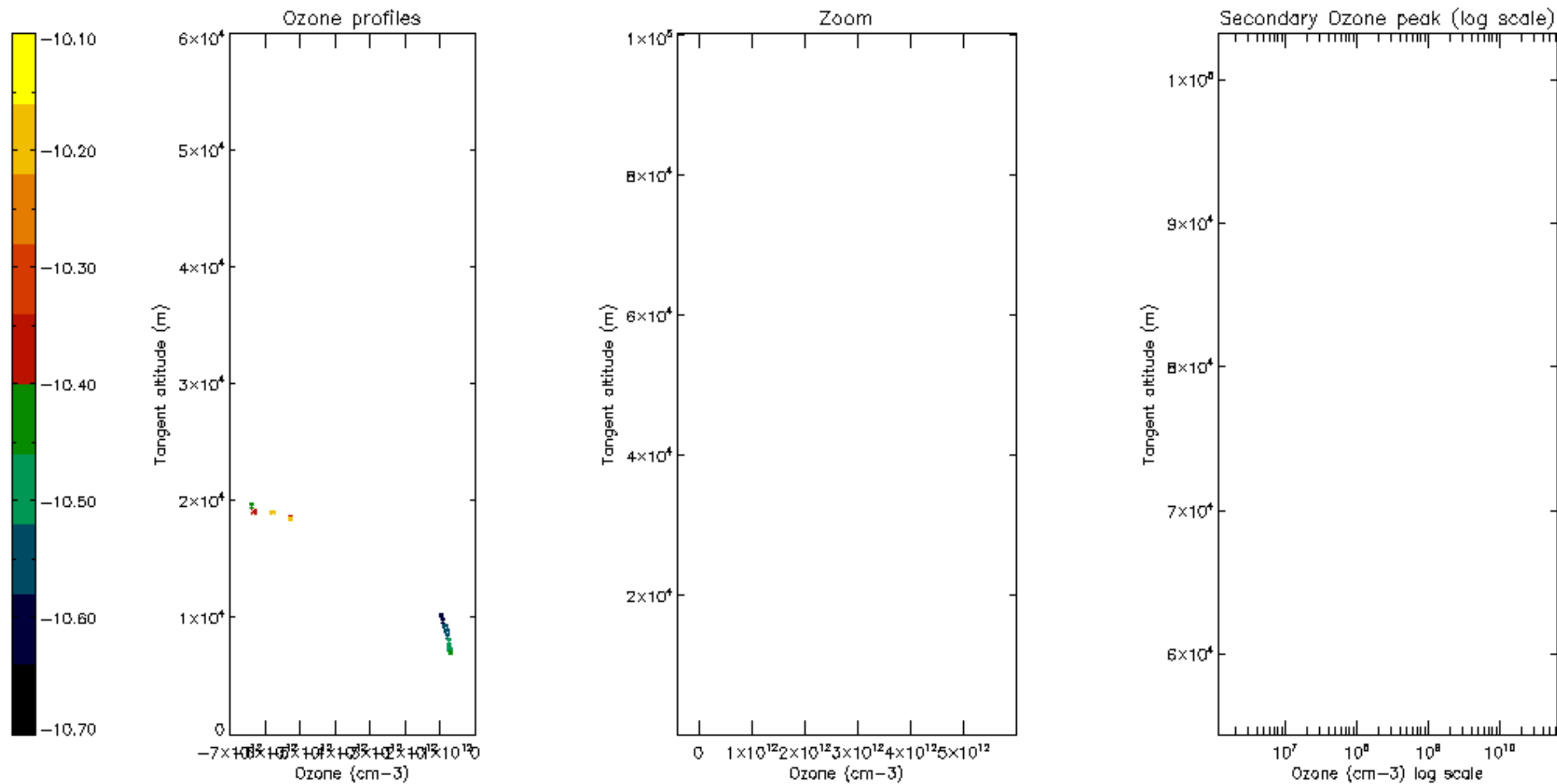
Percentage of saturation errors per profile

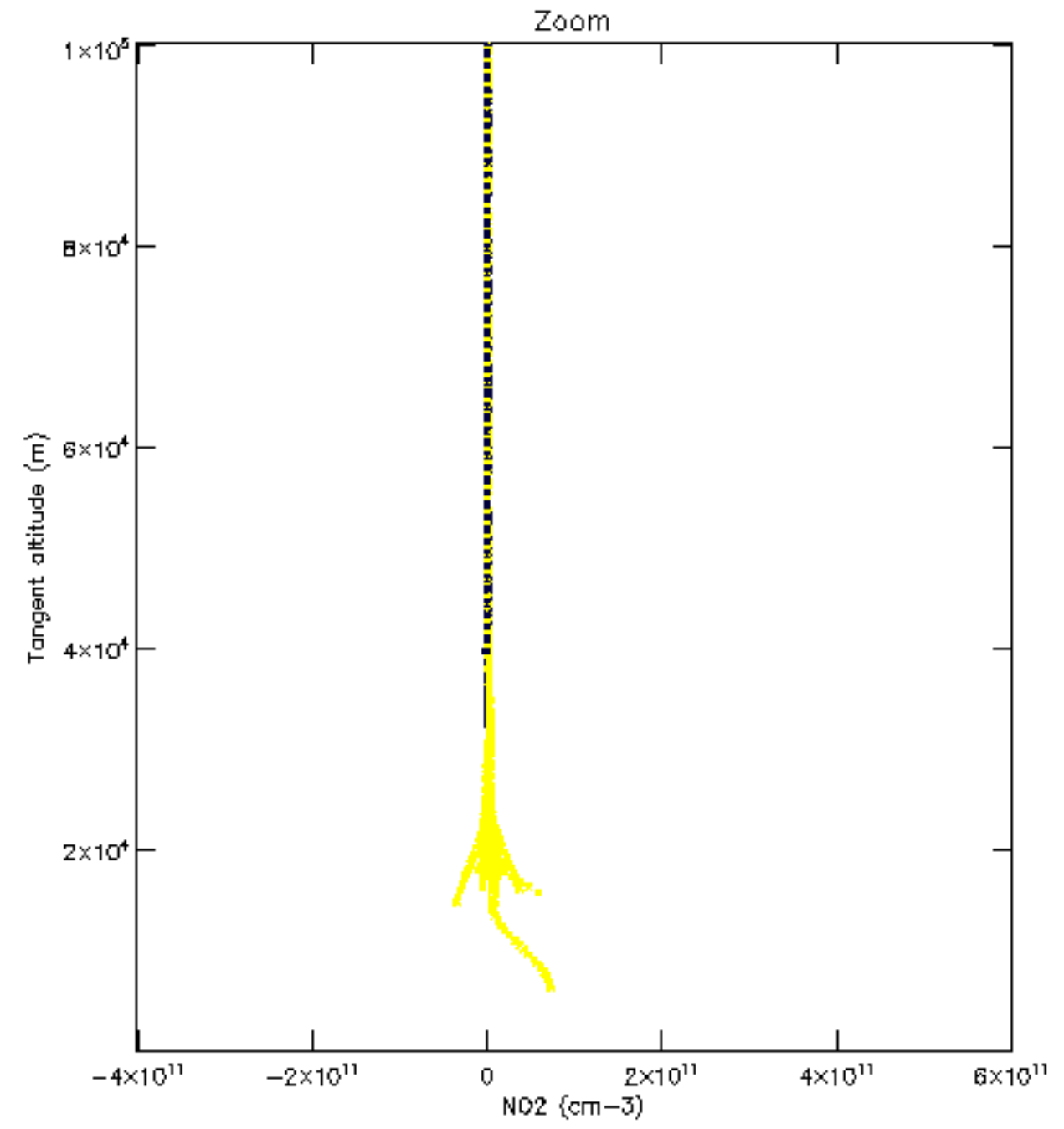
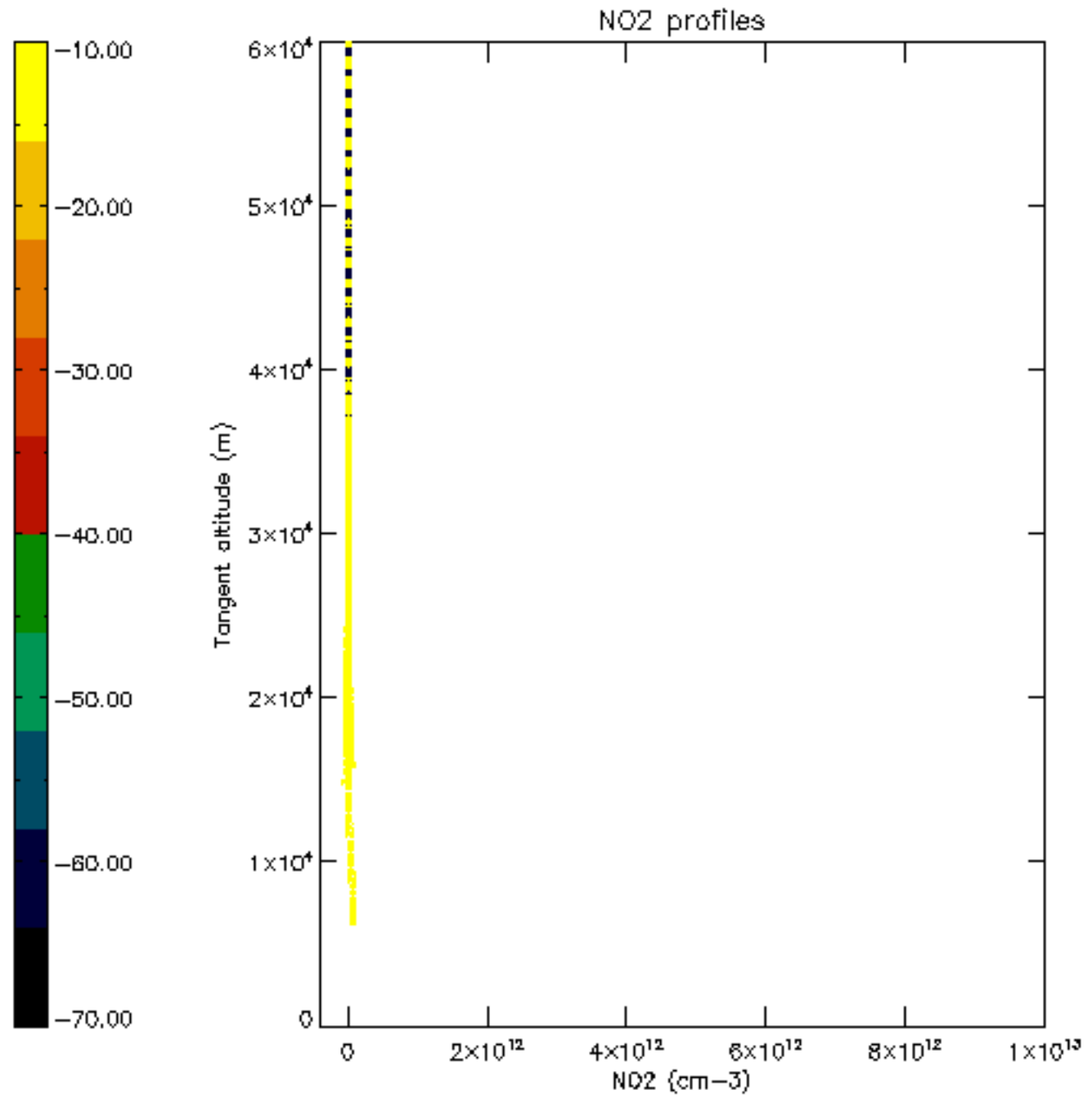


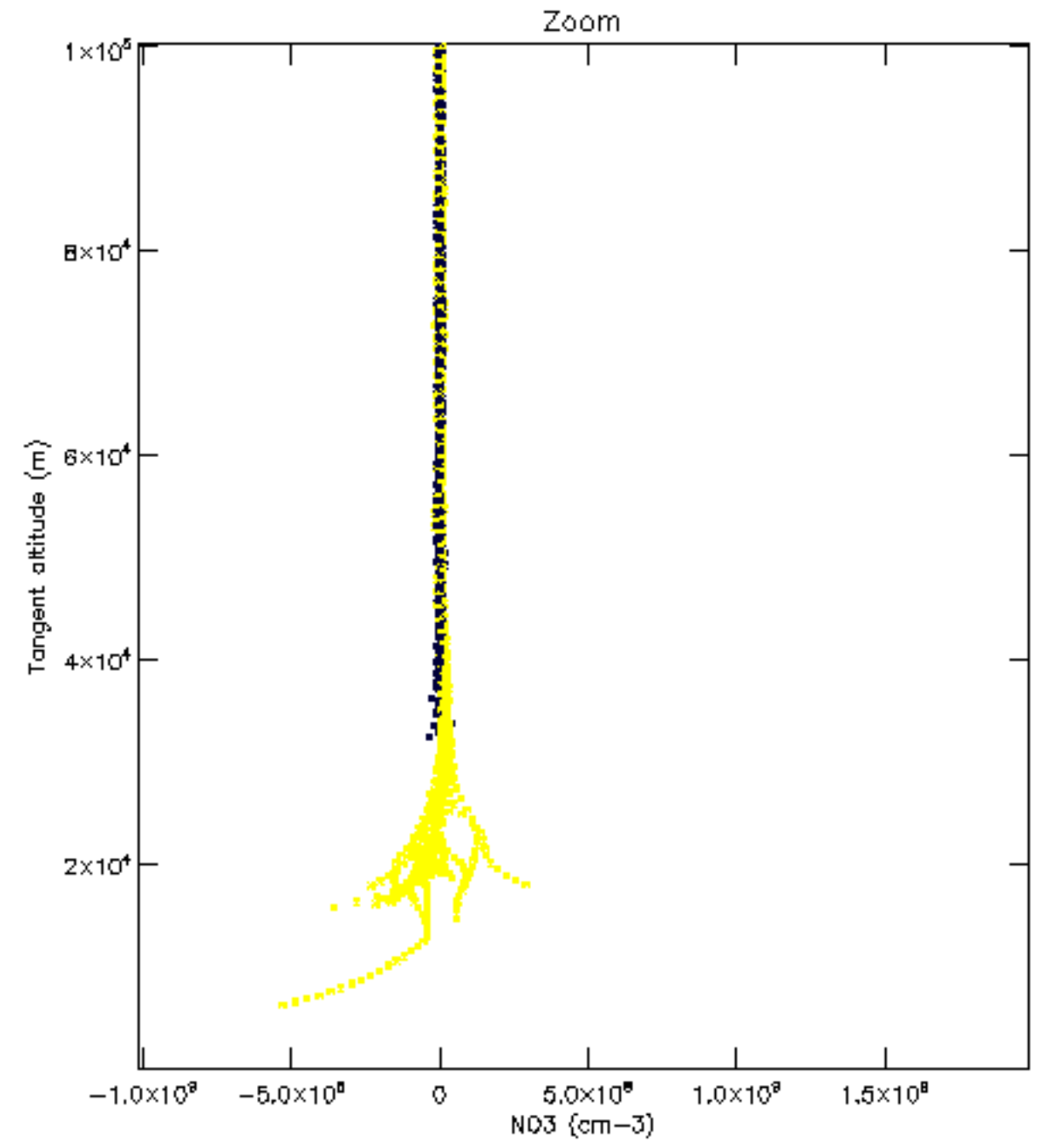
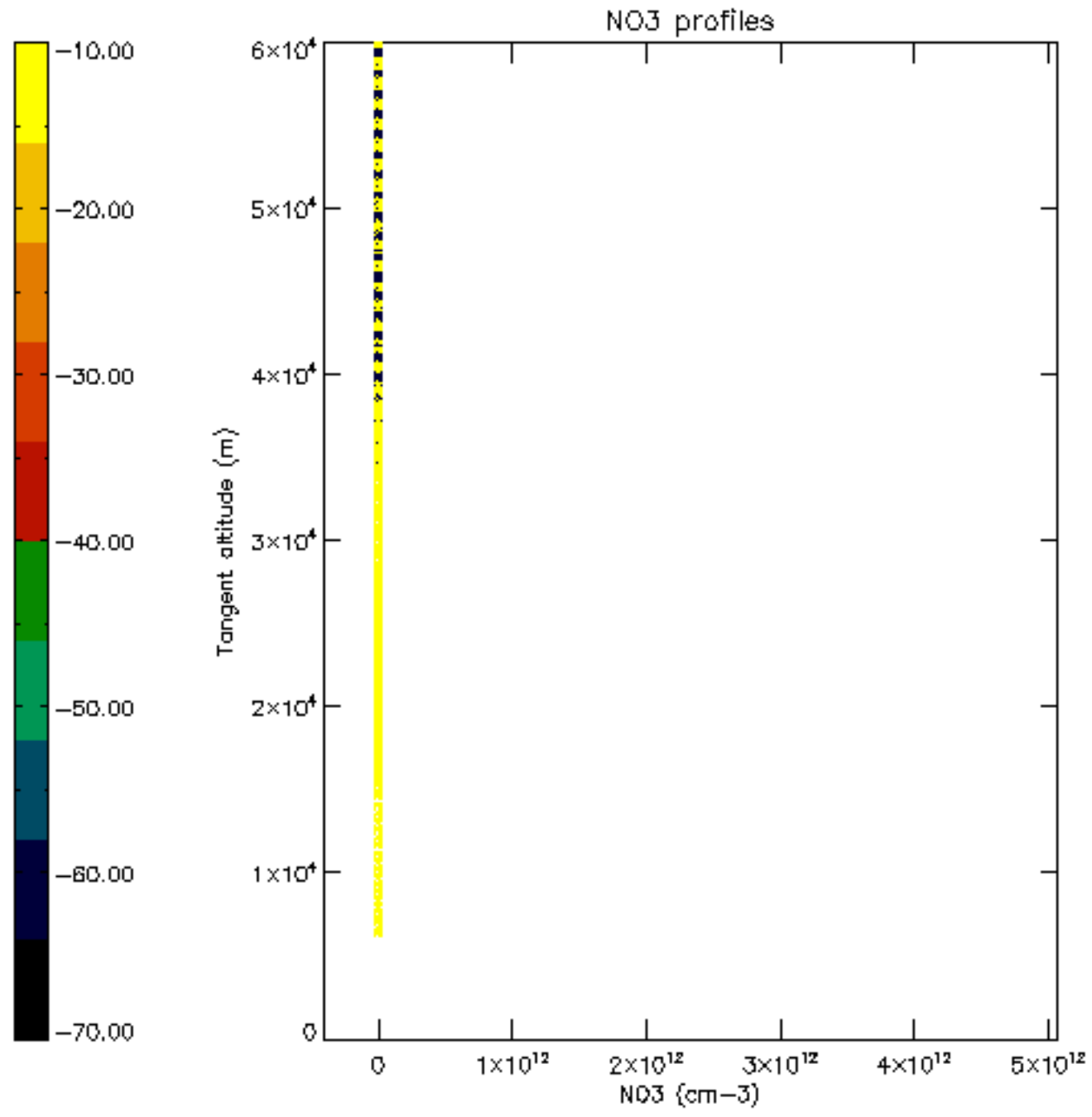


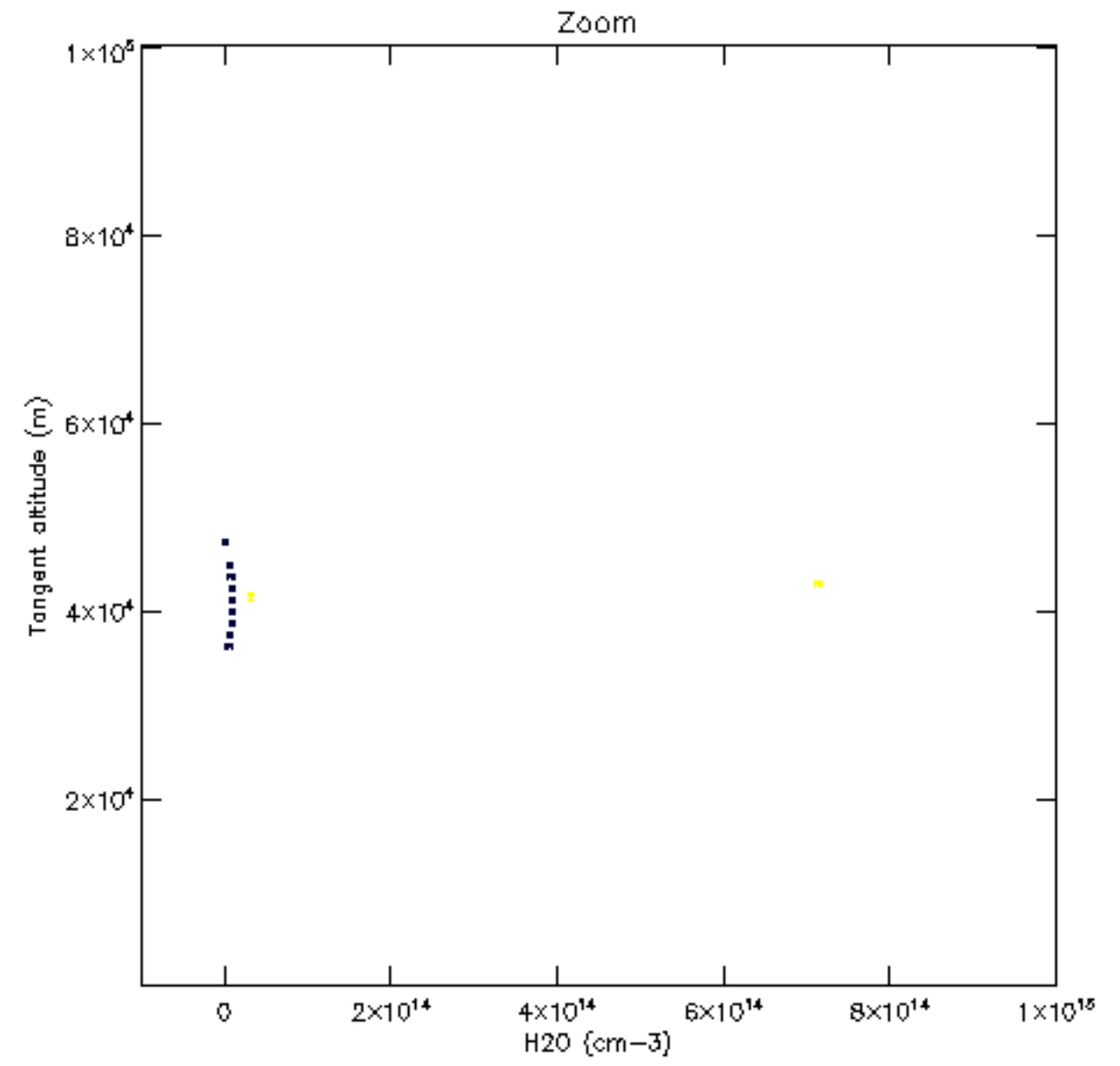
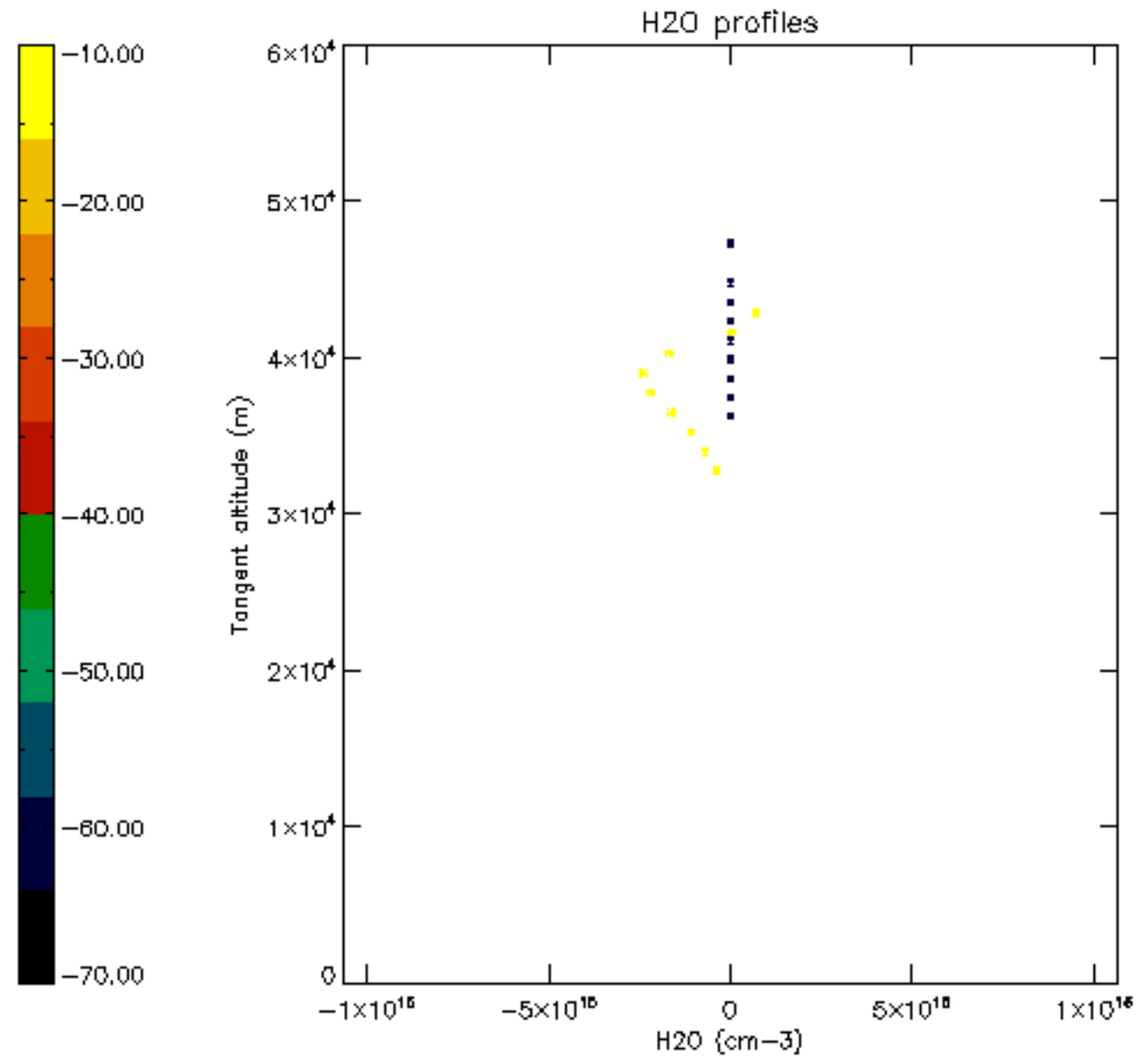


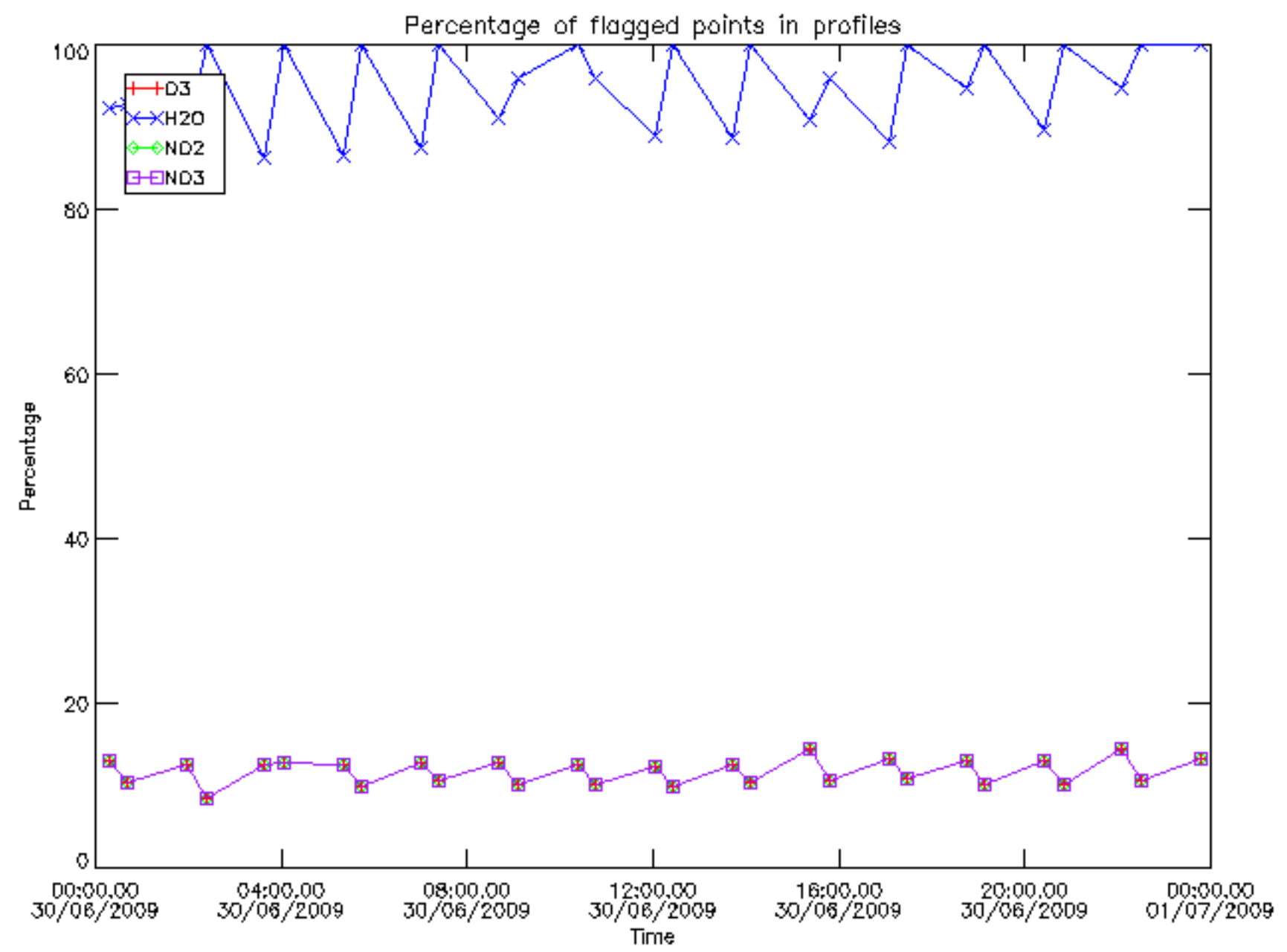




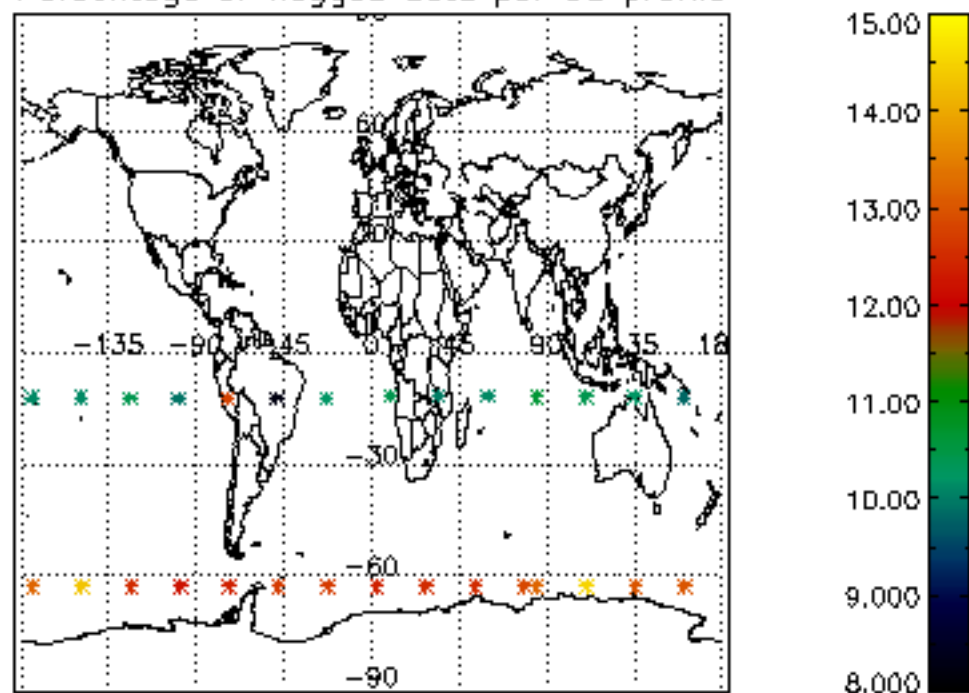




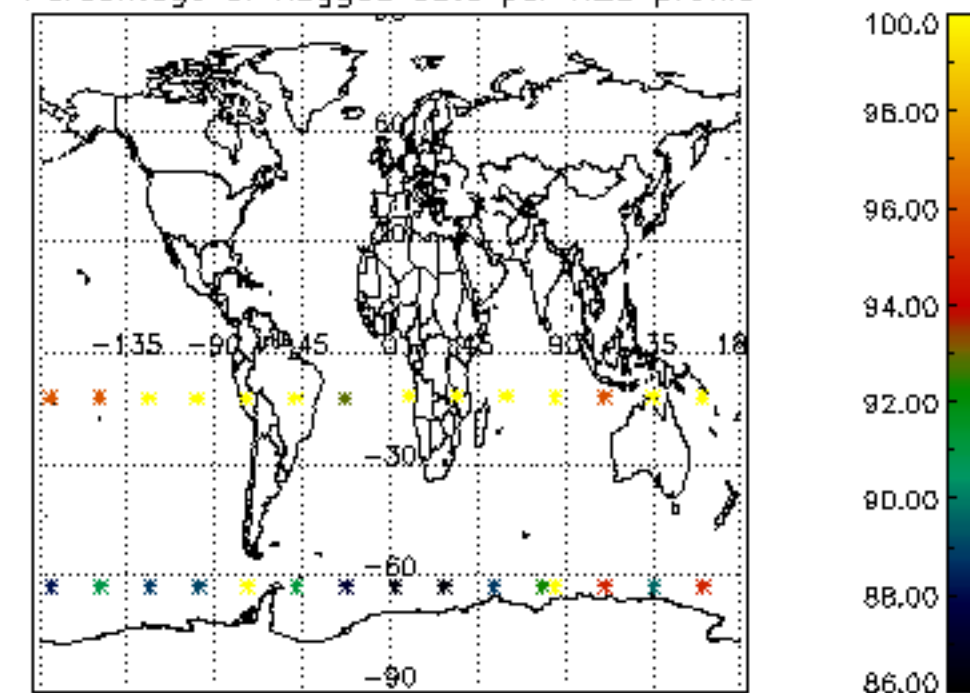




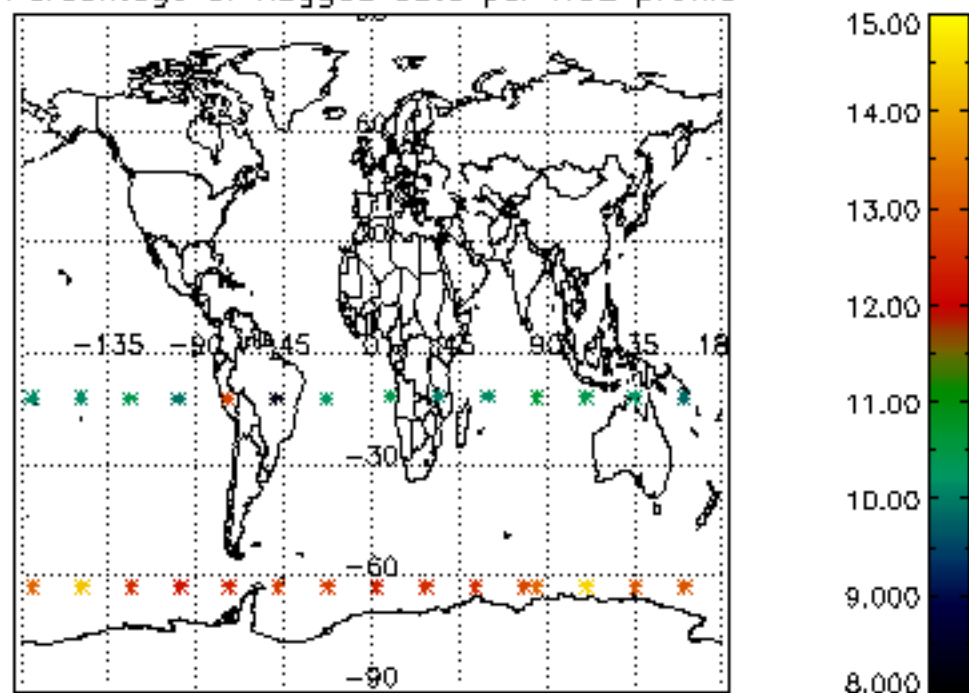
Percentage of flagged data per D3 profile



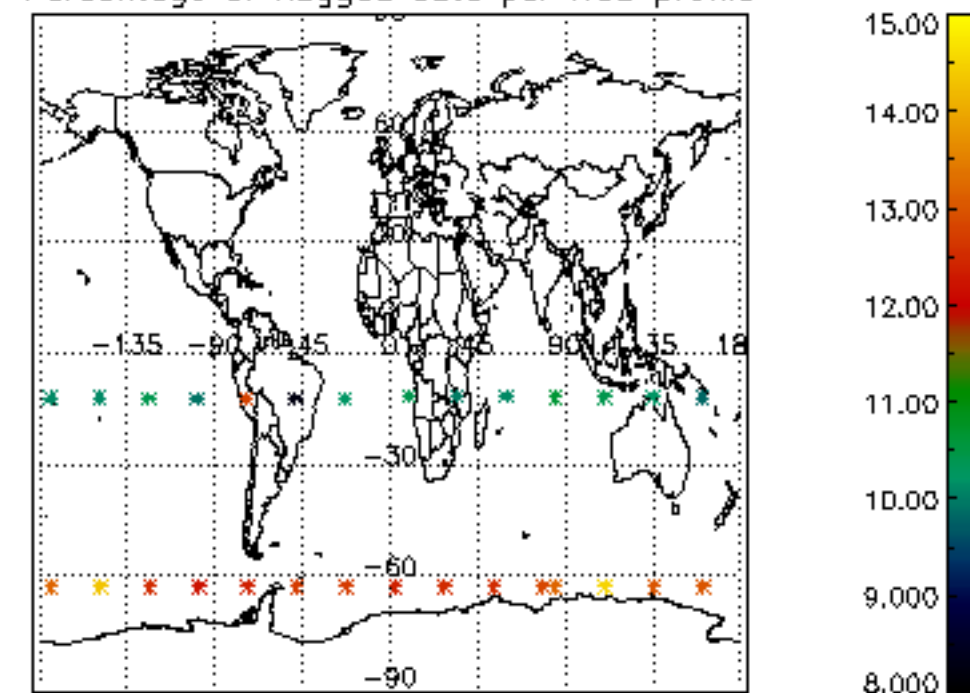
Percentage of flagged data per H2O profile

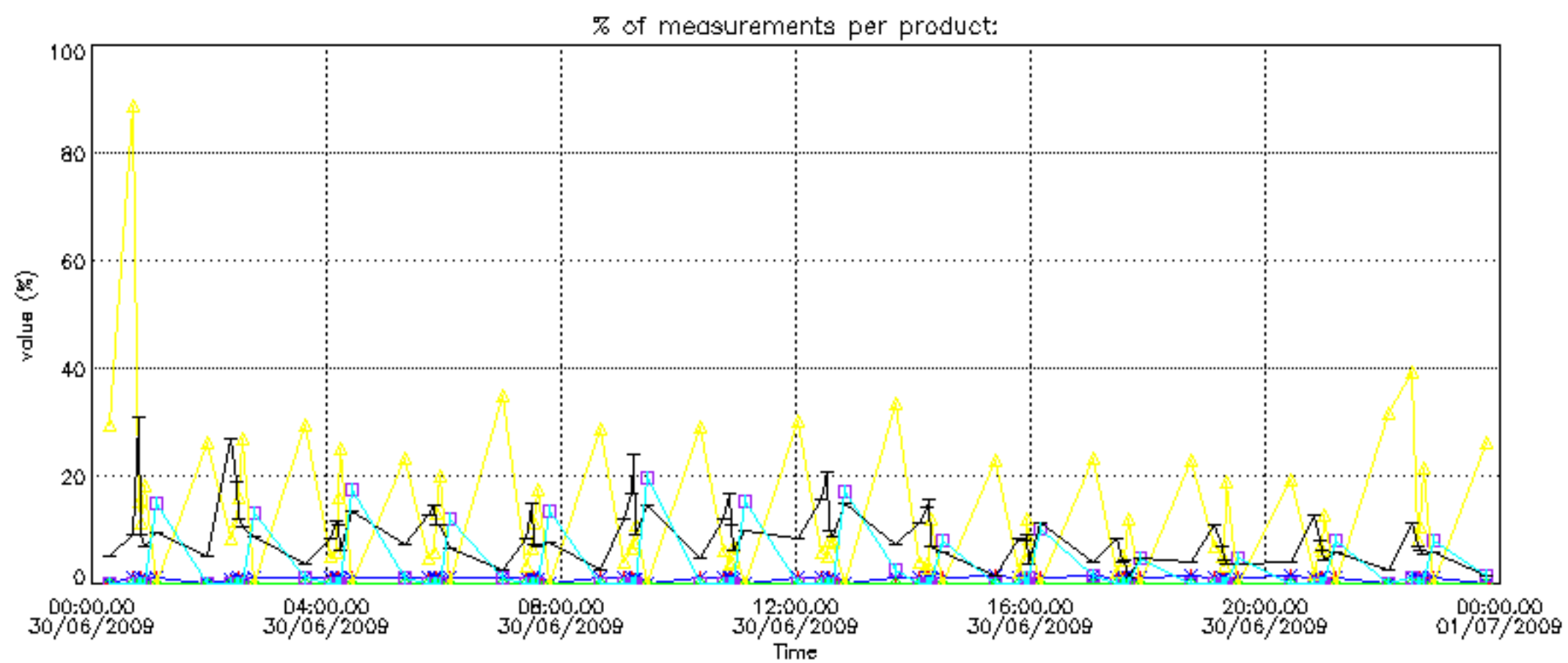
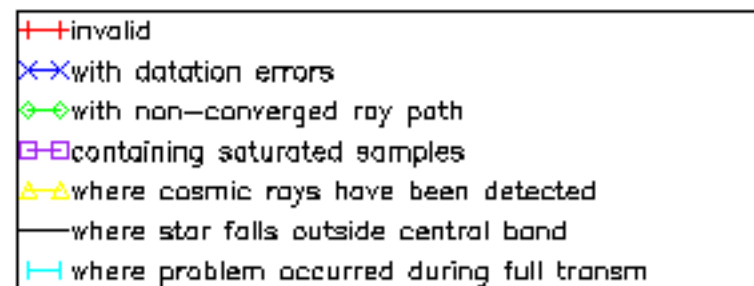


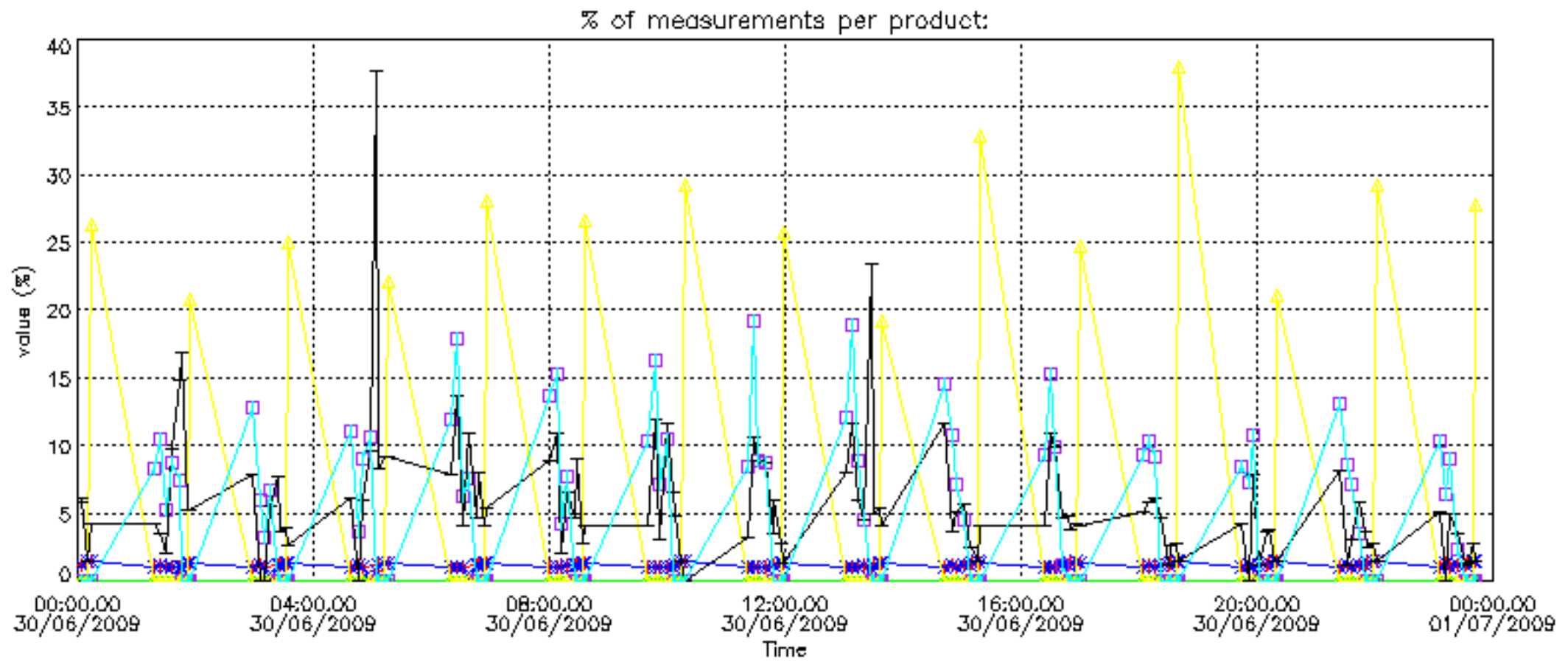
Percentage of flagged data per NO2 profile



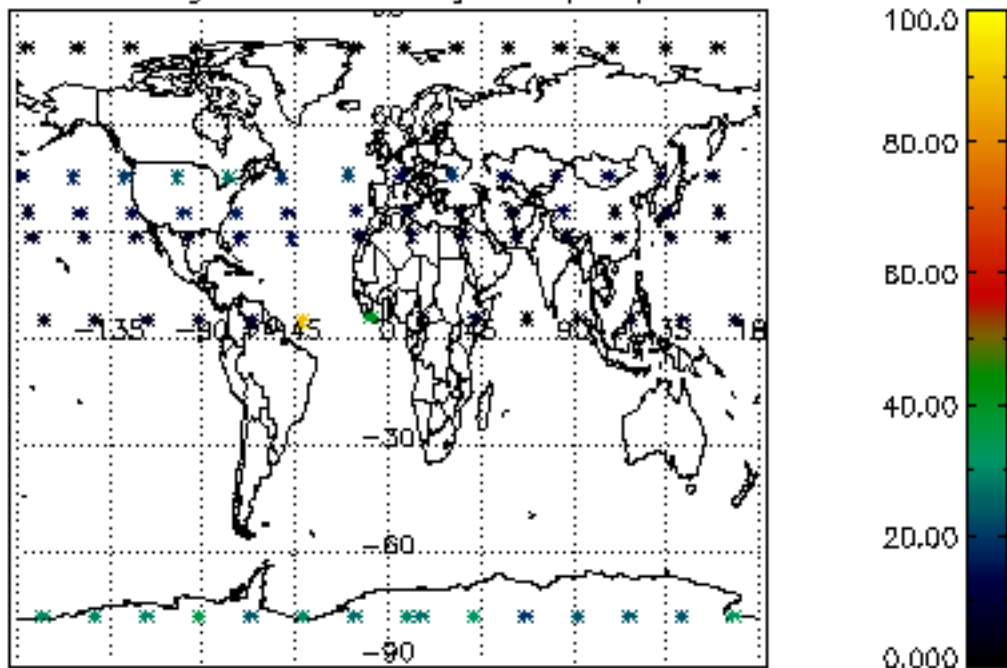
Percentage of flagged data per NO3 profile



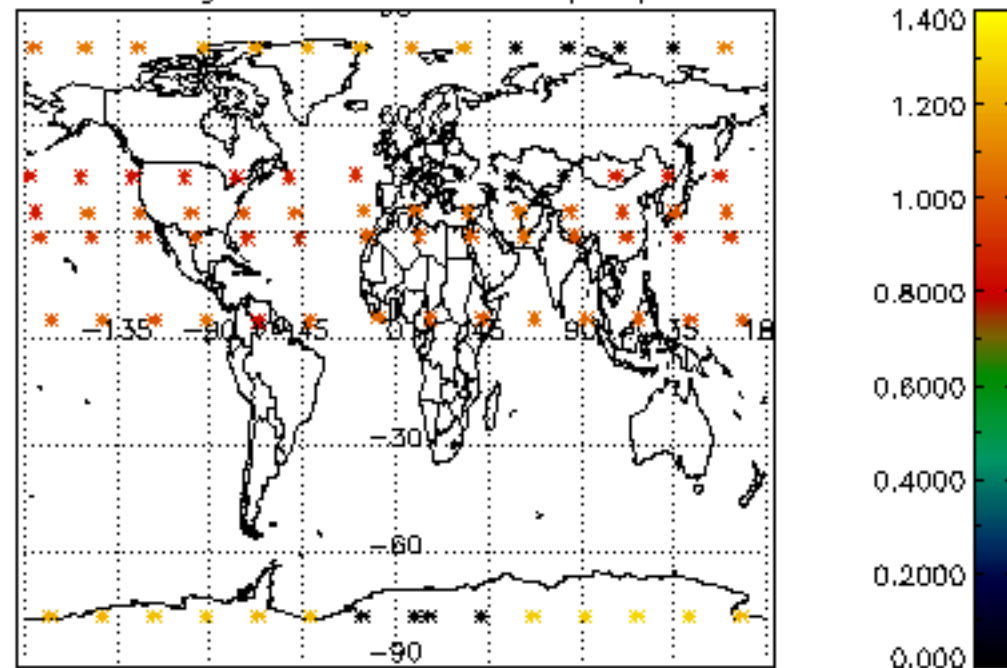




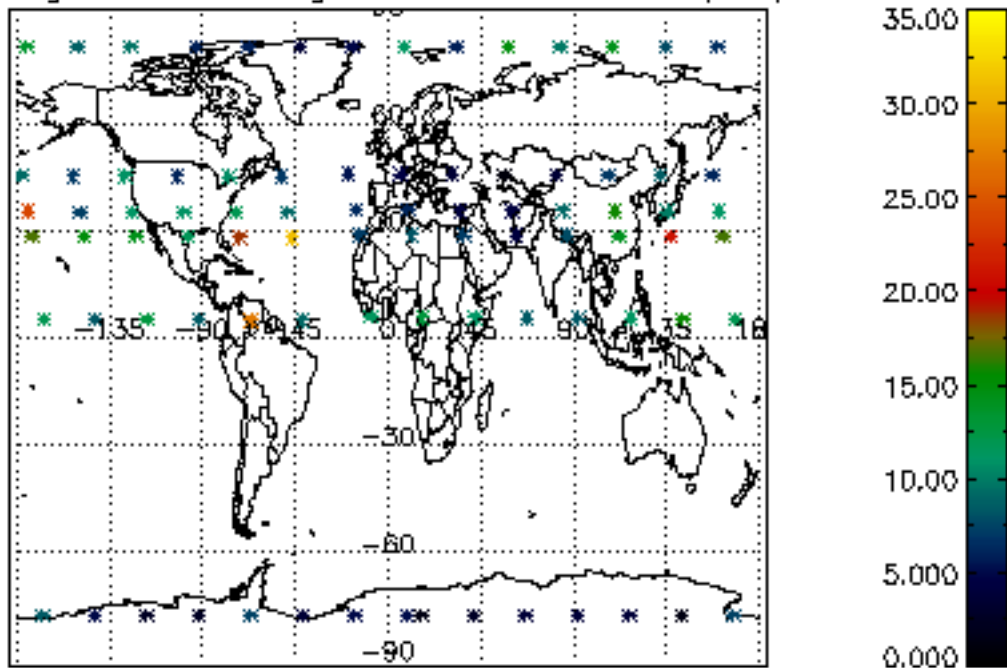
Percentage of cosmic ray hits per profile



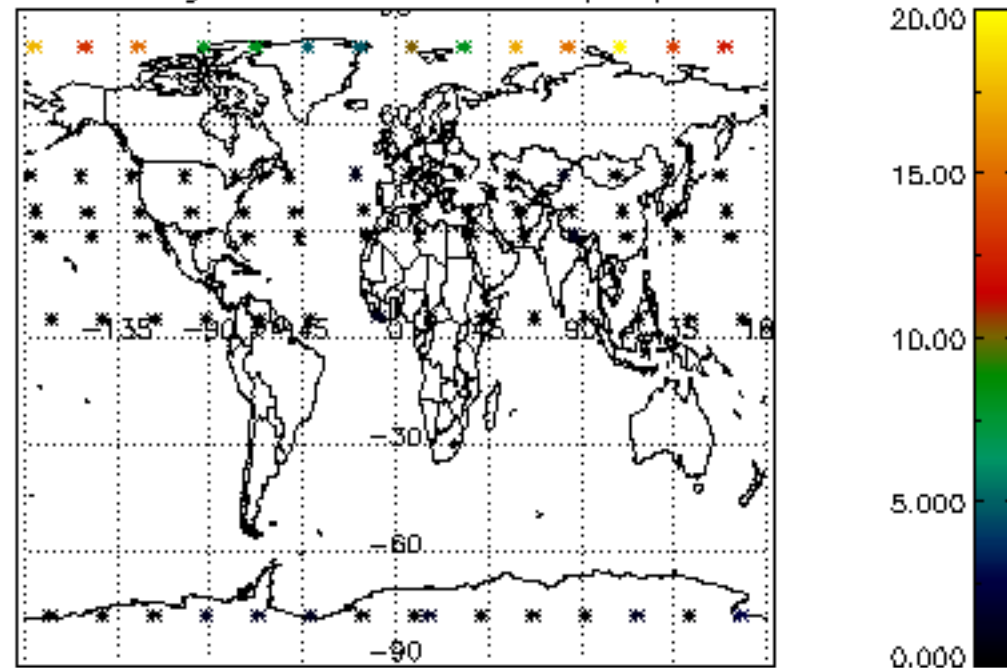
Percentage of datation errors per profile



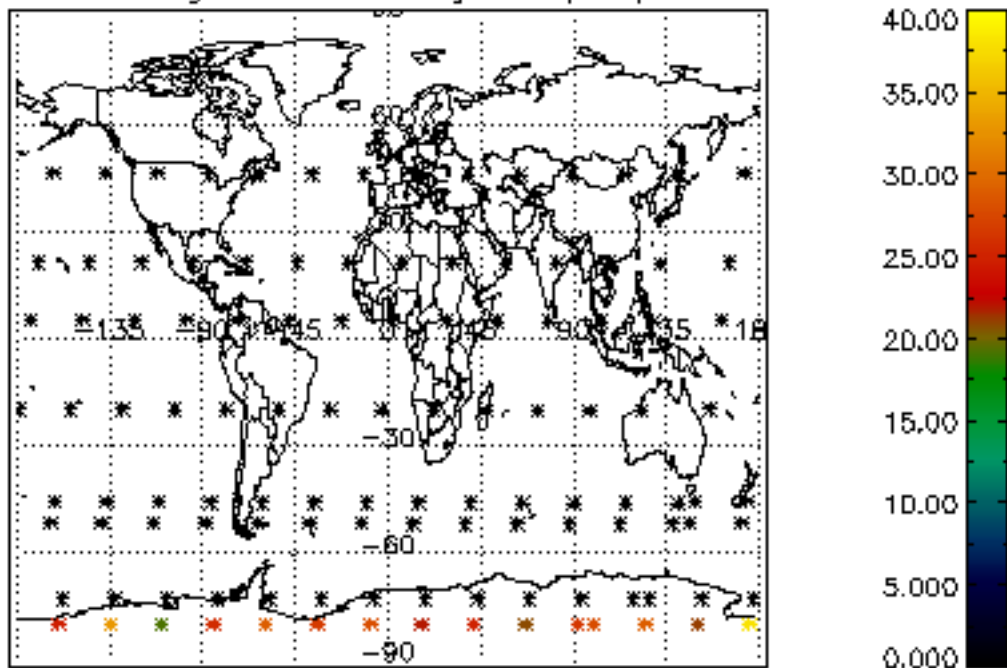
Percentage of star falling outside central band per profile



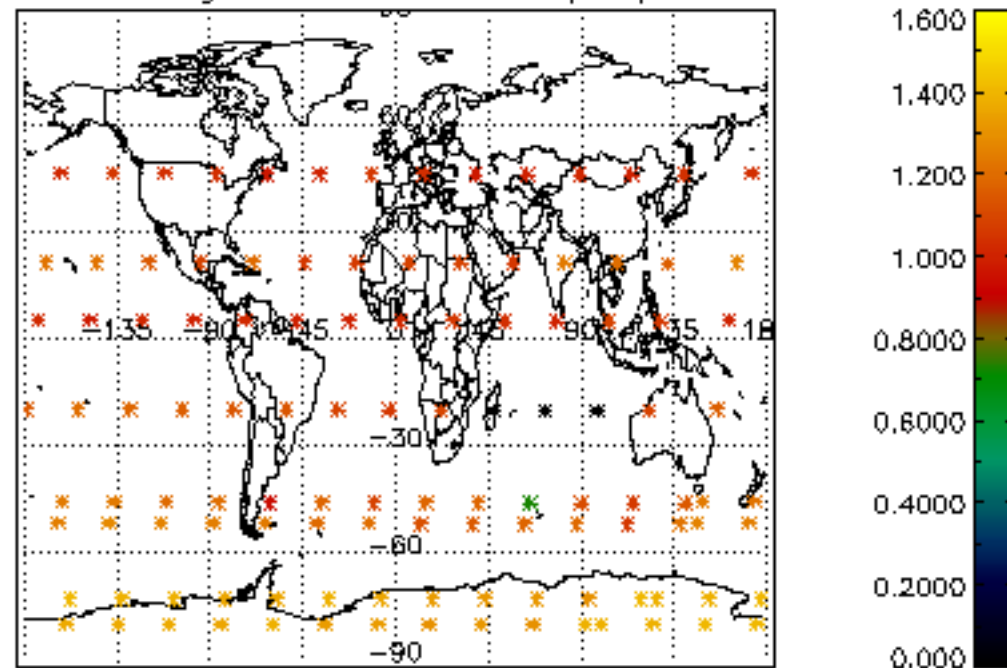
Percentage of saturation errors per profile



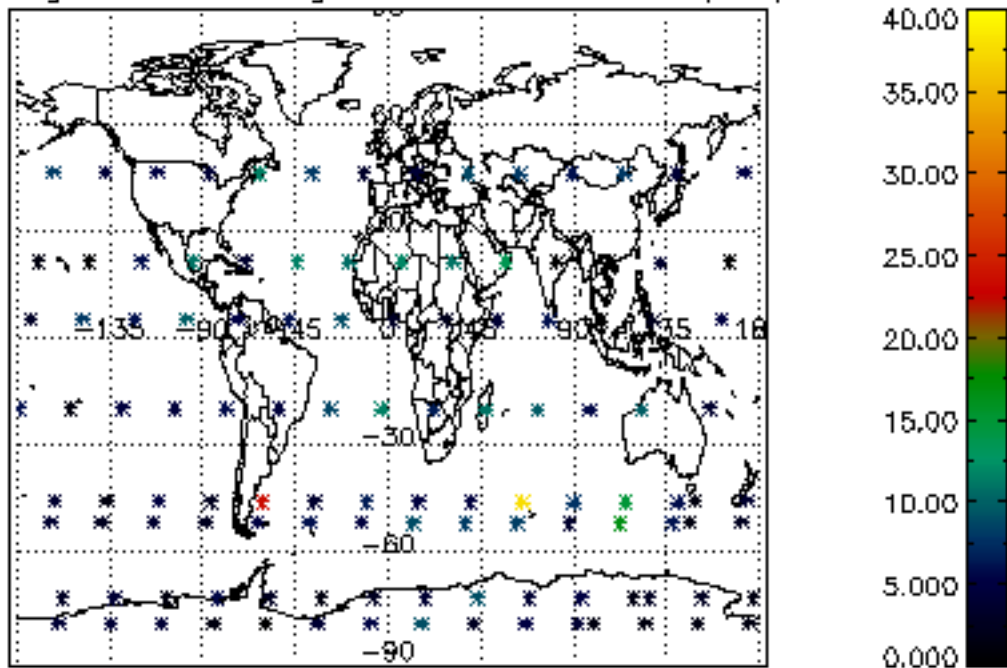
Percentage of cosmic ray hits per profile



Percentage of datation errors per profile



Percentage of star falling outside central band per profile



Percentage of saturation errors per profile

