

GOMOS Level 2 Daily Report

SUMMARY

[1. General Info](#)

[2. Summary of processed GOM_NL_2P products](#)

[3. Level 2 Quality information per product](#)

[3.1 Plot of level 2 quality information per product \(time dependant\)](#)

[3.2 Plot of level 2 quality information per product \(world map\)](#)

[4. Level 1 Quality information per product \(stored on level 2 products\)](#)

[4.1 Plot of level 1 quality information per product \(time dependant\)](#)

[4.1.1 Plot of level 1 quality information per product \(time dependant\): ASCENDING](#)

[4.1.2 Plot of level 1 quality information per product \(time dependant\): DESCENDING](#)

[4.2 Plot of level 1 quality information per product \(world map\)](#)

[4.2.1 Plot of level 1 quality information per product \(world map\): ASCENDING](#)

[4.2.2 Plot of level 1 quality information per product \(world map\): DESCENDING](#)

[5. Ozone profiles based on quality statistics and other trace gas profiles](#)

[5.1 Ozone statistics based on quality of products](#)

[5.2 Plot ozone profiles for all STD \(dark without errors\)](#)

[5.3 Plot ozone profiles where STD < 20% \(dark without errors\)](#)

[5.4. Plot ozone profiles where STD < 10% \(dark without errors\)](#)

[5.5. Plot ozone profiles where STD < 5% \(dark without errors\)](#)

[5.6 Plot NO2 profiles for all STD \(dark without errors\)](#)

[5.7 Plot NO3 profiles for all STD \(dark without errors\)](#)

[5.8 Plot H2O profiles \(only for occultations of stars 1,2,3,4,13,14,16,26,63 dark without errors\) for all STD](#)

[6. Auxiliary Data Files used for the production reported in section 2](#)

This report presents the daily analysis on parameters extracted from GOMOS level 2 data (GOM_NL__2P).
 It is intended to monitor some important parameters that will impact the quality of these products.
 A list of level 2 products (and content) that have arrived during the reporting day to the PCF is also given.

| Item | Value |
|---------------------------|---------------------------------|
| Time of report generation | 26APR2013 10:20:30 |
| Data source version | GOMOS/6.01 |
| Start time of products | 22-06-2009 (22JUN2009 00:00:00) |
| Stop time of products | 23-06-2009 (23JUN2009 00:00:00) |
| Store outputs in DB | Yes |
| Nb of level 2 prods | 197 |
| Nb of prods with errors | 0 |

2. Summary of processed GOM_NL__2P products.

| Nr | Filename | UTC Start time | Limb | Duration | Star Id | Star Name | Star Mag | Star Temp | Nb Meas | Orbit | Prod. error |
|----|--|----------------------|------------|----------|---------|-----------|----------|-----------|---------|-------|-------------|
| 1 | GOM_NL__2PRFIN20090622_001212_000000282080_00088_38218_4958.N1 | 22-JUN-2009 00:12:12 | Twilight | 28.000 | 38 | 20Eps Sgr | 1.8360 | 11000. | 56 | 38218 | No |
| 2 | GOM_NL__2PRFIN20090622_001338_000000292080_00088_38218_4959.N1 | 22-JUN-2009 00:13:38 | Twilight | 28.500 | 116 | 19Del Sgr | 2.7000 | 4100.0 | 57 | 38218 | No |
| 3 | GOM_NL__2PRFIN20090622_001840_000000262080_00088_38218_4960.N1 | 22-JUN-2009 00:18:40 | Twilight | 25.500 | 86 | 35Eta Oph | 2.4300 | 10200. | 51 | 38218 | No |
| 4 | GOM_NL__2PRFIN20090622_002447_000000292080_00088_38218_4961.N1 | 22-JUN-2009 00:24:47 | Bright | 29.000 | 126 | 60Bet Oph | 2.7700 | 4250.0 | 58 | 38218 | No |
| 5 | GOM_NL__2PRFIN20090622_002712_000000292080_00088_38218_4962.N1 | 22-JUN-2009 00:27:12 | Bright | 29.000 | 59 | 55Alp Oph | 2.0800 | 8900.0 | 58 | 38218 | No |
| 6 | GOM_NL__2PRFIN20090622_003854_000000282080_00088_38218_4963.N1 | 22-JUN-2009 00:38:54 | Bright | 28.000 | 130 | 23Bet Dra | 2.7990 | 5800.0 | 56 | 38218 | No |
| 7 | GOM_NL__2PRFIN20090622_005611_000000252080_00088_38218_4964.N1 | 22-JUN-2009 00:56:11 | Twilight | 25.000 | 76 | 27Gam Cas | 2.3000 | 30000. | 50 | 38218 | No |
| 8 | GOM_NL__2PRFIN20090622_010247_000000232080_00088_38218_4965.N1 | 22-JUN-2009 01:02:47 | Twilight | 23.000 | 73 | 57Gam1And | 2.2600 | 13100. | 46 | 38218 | No |
| 9 | GOM_NL__2PRFIN20090622_010510_000000232080_00088_38218_4966.N1 | 22-JUN-2009 01:05:10 | Twilight | 22.500 | 173 | 4Bet Tri | 3.0040 | 8900.0 | 45 | 38218 | No |
| 10 | GOM_NL__2PRFIN20090622_010858_000000232080_00088_38218_4967.N1 | 22-JUN-2009 01:08:58 | Twilight | 23.000 | 50 | 13Alp Ari | 2.0070 | 4250.0 | 46 | 38218 | No |
| 11 | GOM_NL__2PRFIN20090622_013147_000000322080_00088_38218_4968.N1 | 22-JUN-2009 01:31:47 | Dark | 31.500 | 84 | Alp Phe | 2.3970 | 4500.0 | 63 | 38218 | No |
| 12 | GOM_NL__2PRFIN20090622_013813_000000352080_00089_38219_4967.N1 | 22-JUN-2009 01:38:13 | Dark | 35.000 | 63 | Bet Gru | 2.1500 | 2800.0 | 70 | 38219 | No |
| 13 | GOM_NL__2PRFIN20090622_014015_000000352080_00089_38219_4968.N1 | 22-JUN-2009 01:40:15 | Straylight | 35.000 | 31 | Alp Gru | 1.7340 | 15200. | 70 | 38219 | No |
| 14 | GOM_NL__2PRFIN20090622_015248_000000282080_00089_38219_4969.N1 | 22-JUN-2009 01:52:48 | Twilight | 28.000 | 38 | 20Eps Sgr | 1.8360 | 11000. | 56 | 38219 | No |
| 15 | GOM_NL__2PRFIN20090622_015414_000000282080_00089_38219_4970.N1 | 22-JUN-2009 01:54:14 | Twilight | 28.000 | 116 | 19Del Sgr | 2.7000 | 4100.0 | 56 | 38219 | No |
| 16 | GOM_NL__2PRFIN20090622_015916_000000262080_00089_38219_4971.N1 | 22-JUN-2009 01:59:16 | Twilight | 25.500 | 86 | 35Eta Oph | 2.4300 | 10200. | 51 | 38219 | No |
| 17 | GOM_NL__2PRFIN20090622_020522_000000292080_00089_38219_4972.N1 | 22-JUN-2009 02:05:22 | Twilight | 29.000 | 126 | 60Bet Oph | 2.7700 | 4250.0 | 58 | 38219 | No |
| 18 | GOM_NL__2PRFIN20090622_020748_000000292080_00089_38219_4973.N1 | 22-JUN-2009 02:07:48 | Bright | 29.000 | 59 | 55Alp Oph | 2.0800 | 8900.0 | 58 | 38219 | No |
| 19 | GOM_NL__2PRFIN20090622_021300_000000262080_00089_38219_4974.N1 | 22-JUN-2009 02:13:00 | Bright | 26.000 | 133 | 40Zet Her | 2.8070 | 6000.0 | 52 | 38219 | No |
| 20 | GOM_NL__2PRFIN20090622_021929_000000282080_00089_38219_4975.N1 | 22-JUN-2009 02:19:29 | Bright | 28.000 | 130 | 23Bet Dra | 2.7990 | 5800.0 | 56 | 38219 | No |
| 21 | GOM_NL__2PRFIN20090622_023646_000000262080_00089_38219_4976.N1 | 22-JUN-2009 02:36:46 | Twilight | 25.500 | 76 | 27Gam Cas | 2.3000 | 30000. | 51 | 38219 | No |
| 22 | GOM_NL__2PRFIN20090622_023957_000000212080_00089_38219_4977.N1 | 22-JUN-2009 02:39:57 | Twilight | 21.000 | 160 | 23Gam Per | 2.9300 | 4700.0 | 42 | 38219 | No |
| 23 | GOM_NL__2PRFIN20090622_024546_000000232080_00089_38219_4978.N1 | 22-JUN-2009 02:45:46 | Twilight | 23.000 | 173 | 4Bet Tri | 3.0040 | 8900.0 | 46 | 38219 | No |
| 24 | GOM_NL__2PRFIN20090622_024934_000000242080_00089_38219_4979.N1 | 22-JUN-2009 02:49:34 | Twilight | 23.500 | 50 | 13Alp Ari | 2.0070 | 4250.0 | 47 | 38219 | No |
| 25 | GOM_NL__2PRFIN20090622_031224_000000322080_00089_38219_4980.N1 | 22-JUN-2009 03:12:24 | Dark | 31.500 | 84 | Alp Phe | 2.3970 | 4500.0 | 63 | 38219 | No |
| 26 | GOM_NL__2PRFIN20090622_031850_000000352080_00090_38220_4981.N1 | 22-JUN-2009 03:18:50 | Dark | 34.500 | 63 | Bet Gru | 2.1500 | 2800.0 | 69 | 38220 | No |
| 27 | GOM_NL__2PRFIN20090622_032052_000000352080_00090_38220_4982.N1 | 22-JUN-2009 03:20:52 | Straylight | 34.500 | 31 | Alp Gru | 1.7340 | 15200. | 69 | 38220 | No |
| 28 | GOM_NL__2PRFIN20090622_032407_000000292080_00090_38220_4983.N1 | 22-JUN-2009 03:24:07 | Straylight | 28.500 | 45 | Alp Pav | 1.9400 | 26000. | 57 | 38220 | No |
| 29 | GOM_NL__2PRFIN20090622_033325_000000282080_00090_38220_4984.N1 | 22-JUN-2009 03:33:25 | Twilight | 27.500 | 38 | 20Eps Sgr | 1.8360 | 11000. | 55 | 38220 | No |
| 30 | GOM_NL__2PRFIN20090622_033450_000000292080_00090_38220_4985.N1 | 22-JUN-2009 03:34:50 | Twilight | 28.500 | 116 | 19Del Sgr | 2.7000 | 4100.0 | 57 | 38220 | No |
| 31 | GOM_NL__2PRFIN20090622_033952_000000262080_00090_38220_4986.N1 | 22-JUN-2009 03:39:52 | Twilight | 25.500 | 86 | 35Eta Oph | 2.4300 | 10200. | 51 | 38220 | No |
| 32 | GOM_NL__2PRFIN20090622_034558_000000292080_00090_38220_4987.N1 | 22-JUN-2009 03:45:58 | Twilight | 28.500 | 126 | 60Bet Oph | 2.7700 | 4250.0 | 57 | 38220 | No |
| 33 | GOM_NL__2PRFIN20090622_034824_000000292080_00090_38220_4988.N1 | 22-JUN-2009 03:48:24 | Bright | 29.000 | 59 | 55Alp Oph | 2.0800 | 8900.0 | 58 | 38220 | No |
| 34 | GOM_NL__2PRFIN20090622_040005_000000282080_00090_38220_4989.N1 | 22-JUN-2009 04:00:05 | Bright | 27.500 | 130 | 23Bet Dra | 2.7990 | 5800.0 | 55 | 38220 | No |
| 35 | GOM_NL__2PRFIN20090622_041722_000000252080_00090_38220_4990.N1 | 22-JUN-2009 04:17:22 | Twilight | 24.500 | 76 | 27Gam Cas | 2.3000 | 30000. | 49 | 38220 | No |
| 36 | GOM_NL__2PRFIN20090622_042358_000000232080_00090_38220_4991.N1 | 22-JUN-2009 04:23:58 | Twilight | 23.000 | 73 | 57Gam1And | 2.2600 | 13100. | 46 | 38220 | No |
| 37 | GOM_NL__2PRFIN20090622_042622_000000232080_00090_38220_4992.N1 | 22-JUN-2009 04:26:22 | Twilight | 22.500 | 173 | 4Bet Tri | 3.0040 | 8900.0 | 45 | 38220 | No |
| 38 | GOM_NL__2PRFIN20090622_043010_000000242080_00090_38220_4993.N1 | 22-JUN-2009 04:30:10 | Twilight | 24.000 | 50 | 13Alp Ari | 2.0070 | 4250.0 | 48 | 38220 | No |
| 39 | GOM_NL__2PRFIN20090622_045300_000000322080_00090_38220_4994.N1 | 22-JUN-2009 04:53:00 | Dark | 32.000 | 84 | Alp Phe | 2.3970 | 4500.0 | 64 | 38220 | No |
| 40 | GOM_NL__2PRFIN20090622_045927_000000352080_00091_38221_5029.N1 | 22-JUN-2009 04:59:27 | Dark | 34.500 | 63 | Bet Gru | 2.1500 | 2800.0 | 69 | 38221 | No |
| 41 | GOM_NL__2PRFIN20090622_050129_000000352080_00091_38221_5030.N1 | 22-JUN-2009 05:01:29 | Straylight | 34.500 | 31 | Alp Gru | 1.7340 | 15200. | 69 | 38221 | No |
| 42 | GOM_NL__2PRFIN20090622_051401_000000282080_00091_38221_5031.N1 | 22-JUN-2009 05:14:01 | Twilight | 27.500 | 38 | 20Eps Sgr | 1.8360 | 11000. | 55 | 38221 | No |

| | | | | | | | | | | | |
|-----|--|----------------------|------------|--------|-----|-----------|--------|--------|----|-------|----|
| 43 | GOM_NL__2PRFIN20090622_051527_000000282080_00091_38221_5032.N1 | 22-JUN-2009 05:15:27 | Twilight | 28.000 | 116 | 19Del Sgr | 2.7000 | 4100.0 | 56 | 38221 | No |
| 44 | GOM_NL__2PRFIN20090622_052029_000000262080_00091_38221_5033.N1 | 22-JUN-2009 05:20:29 | Twilight | 25.500 | 86 | 35Eta Oph | 2.4300 | 10200. | 51 | 38221 | No |
| 45 | GOM_NL__2PRFIN20090622_052634_000000292080_00091_38221_5034.N1 | 22-JUN-2009 05:26:34 | Bright | 29.000 | 126 | 60Bet Oph | 2.7700 | 4250.0 | 58 | 38221 | No |
| 46 | GOM_NL__2PRFIN20090622_052900_000000292080_00091_38221_5035.N1 | 22-JUN-2009 05:29:00 | Bright | 28.500 | 59 | 55Alp Oph | 2.0800 | 8900.0 | 57 | 38221 | No |
| 47 | GOM_NL__2PRFIN20090622_053412_000000272080_00091_38221_5036.N1 | 22-JUN-2009 05:34:12 | Bright | 26.500 | 133 | 40Zet Her | 2.8070 | 6000.0 | 53 | 38221 | No |
| 48 | GOM_NL__2PRFIN20090622_054041_000000282080_00091_38221_5037.N1 | 22-JUN-2009 05:40:41 | Bright | 27.500 | 130 | 23Bet Dra | 2.7990 | 5800.0 | 55 | 38221 | No |
| 49 | GOM_NL__2PRFIN20090622_055758_000000252080_00091_38221_5038.N1 | 22-JUN-2009 05:57:58 | Twilight | 25.000 | 76 | 27Gam Cas | 2.3000 | 30000. | 50 | 38221 | No |
| 50 | GOM_NL__2PRFIN20090622_060434_000000232080_00091_38221_5039.N1 | 22-JUN-2009 06:04:34 | Twilight | 23.000 | 73 | 57Gam1And | 2.2600 | 13100. | 46 | 38221 | No |
| 51 | GOM_NL__2PRFIN20090622_060658_000000232080_00091_38221_5040.N1 | 22-JUN-2009 06:06:58 | Twilight | 23.000 | 173 | 4Bet Tri | 3.0040 | 8900.0 | 46 | 38221 | No |
| 52 | GOM_NL__2PRFIN20090622_061047_000000242080_00091_38221_5041.N1 | 22-JUN-2009 06:10:47 | Twilight | 23.500 | 50 | 13Alp Ari | 2.0070 | 4250.0 | 47 | 38221 | No |
| 53 | GOM_NL__2PRFIN20090622_063338_000000322080_00091_38221_5042.N1 | 22-JUN-2009 06:33:38 | Dark | 31.500 | 84 | Alp Phe | 2.3970 | 4500.0 | 63 | 38221 | No |
| 54 | GOM_NL__2PRFIN20090622_064004_000000352080_00092_38222_5043.N1 | 22-JUN-2009 06:40:04 | Dark | 34.500 | 63 | Bet Gru | 2.1500 | 2800.0 | 69 | 38222 | No |
| 55 | GOM_NL__2PRFIN20090622_064206_000000352080_00092_38222_5044.N1 | 22-JUN-2009 06:42:06 | Straylight | 35.000 | 31 | Alp Gru | 1.7340 | 15200. | 70 | 38222 | No |
| 56 | GOM_NL__2PRFIN20090622_064520_000000282080_00092_38222_5045.N1 | 22-JUN-2009 06:45:20 | Straylight | 28.000 | 45 | Alp Pav | 1.9400 | 26000. | 56 | 38222 | No |
| 57 | GOM_NL__2PRFIN20090622_065437_000000282080_00092_38222_5046.N1 | 22-JUN-2009 06:54:37 | Twilight | 28.000 | 38 | 20Eps Sgr | 1.8360 | 11000. | 56 | 38222 | No |
| 58 | GOM_NL__2PRFIN20090622_065603_000000282080_00092_38222_5047.N1 | 22-JUN-2009 06:56:03 | Twilight | 28.000 | 116 | 19Del Sgr | 2.7000 | 4100.0 | 56 | 38222 | No |
| 59 | GOM_NL__2PRFIN20090622_065719_000000282080_00092_38222_5048.N1 | 22-JUN-2009 06:57:19 | Twilight | 28.000 | 137 | 22Lam Sgr | 2.8240 | 4400.0 | 56 | 38222 | No |
| 60 | GOM_NL__2PRFIN20090622_070710_000000292080_00092_38222_5049.N1 | 22-JUN-2009 07:07:10 | Bright | 28.500 | 126 | 60Bet Oph | 2.7700 | 4250.0 | 57 | 38222 | No |
| 61 | GOM_NL__2PRFIN20090622_070936_000000292080_00092_38222_5050.N1 | 22-JUN-2009 07:09:36 | Bright | 28.500 | 59 | 55Alp Oph | 2.0800 | 8900.0 | 57 | 38222 | No |
| 62 | GOM_NL__2PRFIN20090622_071448_000000262080_00092_38222_5051.N1 | 22-JUN-2009 07:14:48 | Bright | 26.000 | 133 | 40Zet Her | 2.8070 | 6000.0 | 52 | 38222 | No |
| 63 | GOM_NL__2PRFIN20090622_072116_000000282080_00092_38222_5052.N1 | 22-JUN-2009 07:21:16 | Bright | 28.000 | 130 | 23Bet Dra | 2.7990 | 5800.0 | 56 | 38222 | No |
| 64 | GOM_NL__2PRFIN20090622_073833_000000252080_00092_38222_5053.N1 | 22-JUN-2009 07:38:33 | Twilight | 25.000 | 76 | 27Gam Cas | 2.3000 | 30000. | 50 | 38222 | No |
| 65 | GOM_NL__2PRFIN20090622_074144_000000212080_00092_38222_5054.N1 | 22-JUN-2009 07:41:44 | Twilight | 21.000 | 160 | 23Gam Per | 2.9300 | 4700.0 | 42 | 38222 | No |
| 66 | GOM_NL__2PRFIN20090622_074510_000000232080_00092_38222_5055.N1 | 22-JUN-2009 07:45:10 | Twilight | 23.000 | 73 | 57Gam1And | 2.2600 | 13100. | 46 | 38222 | No |
| 67 | GOM_NL__2PRFIN20090622_074734_000000232080_00092_38222_5056.N1 | 22-JUN-2009 07:47:34 | Twilight | 23.000 | 173 | 4Bet Tri | 3.0040 | 8900.0 | 46 | 38222 | No |
| 68 | GOM_NL__2PRFIN20090622_075123_000000242080_00092_38222_5057.N1 | 22-JUN-2009 07:51:23 | Twilight | 24.000 | 50 | 13Alp Ari | 2.0070 | 4250.0 | 48 | 38222 | No |
| 69 | GOM_NL__2PRFIN20090622_081414_000000322080_00092_38222_5058.N1 | 22-JUN-2009 08:14:14 | Dark | 32.000 | 84 | Alp Phe | 2.3970 | 4500.0 | 64 | 38222 | No |
| 70 | GOM_NL__2PRFIN20090622_082040_000000352080_00093_38223_5057.N1 | 22-JUN-2009 08:20:40 | Dark | 35.000 | 63 | Bet Gru | 2.1500 | 2800.0 | 70 | 38223 | No |
| 71 | GOM_NL__2PRFIN20090622_082243_000000352080_00093_38223_5058.N1 | 22-JUN-2009 08:22:43 | Straylight | 34.500 | 31 | Alp Gru | 1.7340 | 15200. | 69 | 38223 | No |
| 72 | GOM_NL__2PRFIN20090622_082556_000000292080_00093_38223_5059.N1 | 22-JUN-2009 08:25:56 | Straylight | 28.500 | 45 | Alp Pav | 1.9400 | 26000. | 57 | 38223 | No |
| 73 | GOM_NL__2PRFIN20090622_083514_000000282080_00093_38223_5060.N1 | 22-JUN-2009 08:35:14 | Twilight | 27.500 | 38 | 20Eps Sgr | 1.8360 | 11000. | 55 | 38223 | No |
| 74 | GOM_NL__2PRFIN20090622_083639_000000292080_00093_38223_5061.N1 | 22-JUN-2009 08:36:39 | Twilight | 28.500 | 116 | 19Del Sgr | 2.7000 | 4100.0 | 57 | 38223 | No |
| 75 | GOM_NL__2PRFIN20090622_083755_000000292080_00093_38223_5062.N1 | 22-JUN-2009 08:37:55 | Twilight | 28.500 | 137 | 22Lam Sgr | 2.8240 | 4400.0 | 57 | 38223 | No |
| 76 | GOM_NL__2PRFIN20090622_084746_000000292080_00093_38223_5063.N1 | 22-JUN-2009 08:47:46 | Bright | 29.000 | 126 | 60Bet Oph | 2.7700 | 4250.0 | 58 | 38223 | No |
| 77 | GOM_NL__2PRFIN20090622_085011_000000292080_00093_38223_5064.N1 | 22-JUN-2009 08:50:11 | Bright | 28.500 | 59 | 55Alp Oph | 2.0800 | 8900.0 | 57 | 38223 | No |
| 78 | GOM_NL__2PRFIN20090622_090152_000000282080_00093_38223_5065.N1 | 22-JUN-2009 09:01:52 | Bright | 27.500 | 130 | 23Bet Dra | 2.7990 | 5800.0 | 55 | 38223 | No |
| 79 | GOM_NL__2PRFIN20090622_091909_000000252080_00093_38223_5066.N1 | 22-JUN-2009 09:19:09 | Twilight | 25.000 | 76 | 27Gam Cas | 2.3000 | 30000. | 50 | 38223 | No |
| 80 | GOM_NL__2PRFIN20090622_092546_000000232080_00093_38223_5067.N1 | 22-JUN-2009 09:25:46 | Twilight | 23.000 | 73 | 57Gam1And | 2.2600 | 13100. | 46 | 38223 | No |
| 81 | GOM_NL__2PRFIN20090622_092810_000000232080_00093_38223_5068.N1 | 22-JUN-2009 09:28:10 | Twilight | 23.000 | 173 | 4Bet Tri | 3.0040 | 8900.0 | 46 | 38223 | No |
| 82 | GOM_NL__2PRFIN20090622_093159_000000242080_00093_38223_5069.N1 | 22-JUN-2009 09:31:59 | Dark | 24.000 | 50 | 13Alp Ari | 2.0070 | 4250.0 | 48 | 38223 | No |
| 83 | GOM_NL__2PRFIN20090622_095451_000000322080_00093_38223_5070.N1 | 22-JUN-2009 09:54:51 | Dark | 32.000 | 84 | Alp Phe | 2.3970 | 4500.0 | 64 | 38223 | No |
| 84 | GOM_NL__2PRFIN20090622_100117_000000352080_00094_38224_5071.N1 | 22-JUN-2009 10:01:17 | Dark | 34.500 | 63 | Bet Gru | 2.1500 | 2800.0 | 69 | 38224 | No |
| 85 | GOM_NL__2PRFIN20090622_100320_000000352080_00094_38224_5072.N1 | 22-JUN-2009 10:03:20 | Straylight | 34.500 | 31 | Alp Gru | 1.7340 | 15200. | 69 | 38224 | No |
| 86 | GOM_NL__2PRFIN20090622_101550_000000282080_00094_38224_5073.N1 | 22-JUN-2009 10:15:50 | Twilight | 27.500 | 38 | 20Eps Sgr | 1.8360 | 11000. | 55 | 38224 | No |
| 87 | GOM_NL__2PRFIN20090622_101716_000000282080_00094_38224_5074.N1 | 22-JUN-2009 10:17:16 | Twilight | 28.000 | 116 | 19Del Sgr | 2.7000 | 4100.0 | 56 | 38224 | No |
| 88 | GOM_NL__2PRFIN20090622_101832_000000292080_00094_38224_5075.N1 | 22-JUN-2009 10:18:32 | Twilight | 28.500 | 137 | 22Lam Sgr | 2.8240 | 4400.0 | 57 | 38224 | No |
| 89 | GOM_NL__2PRFIN20090622_102822_000000292080_00094_38224_5076.N1 | 22-JUN-2009 10:28:22 | Bright | 28.500 | 126 | 60Bet Oph | 2.7700 | 4250.0 | 57 | 38224 | No |
| 90 | GOM_NL__2PRFIN20090622_103047_000000292080_00094_38224_5077.N1 | 22-JUN-2009 10:30:47 | Bright | 28.500 | 59 | 55Alp Oph | 2.0800 | 8900.0 | 57 | 38224 | No |
| 91 | GOM_NL__2PRFIN20090622_104227_000000282080_00094_38224_5078.N1 | 22-JUN-2009 10:42:27 | Bright | 27.500 | 130 | 23Bet Dra | 2.7990 | 5800.0 | 55 | 38224 | No |
| 92 | GOM_NL__2PRFIN20090622_105944_000000262080_00094_38224_5079.N1 | 22-JUN-2009 10:59:44 | Twilight | 25.500 | 76 | 27Gam Cas | 2.3000 | 30000. | 51 | 38224 | No |
| 93 | GOM_NL__2PRFIN20090622_110622_000000242080_00094_38224_5080.N1 | 22-JUN-2009 11:06:22 | Twilight | 23.500 | 73 | 57Gam1And | 2.2600 | 13100. | 47 | 38224 | No |
| 94 | GOM_NL__2PRFIN20090622_110846_000000232080_00094_38224_5081.N1 | 22-JUN-2009 11:08:46 | Twilight | 23.000 | 173 | 4Bet Tri | 3.0040 | 8900.0 | 46 | 38224 | No |
| 95 | GOM_NL__2PRFIN20090622_111235_000000242080_00094_38224_5082.N1 | 22-JUN-2009 11:12:35 | Dark | 24.000 | 50 | 13Alp Ari | 2.0070 | 4250.0 | 48 | 38224 | No |
| 96 | GOM_NL__2PRFIN20090622_113528_000000322080_00094_38224_5083.N1 | 22-JUN-2009 11:35:28 | Dark | 32.000 | 84 | Alp Phe | 2.3970 | 4500.0 | 64 | 38224 | No |
| 97 | GOM_NL__2PRFIN20090622_114154_000000352080_00095_38225_5085.N1 | 22-JUN-2009 11:41:54 | Dark | 35.000 | 63 | Bet Gru | 2.1500 | 2800.0 | 70 | 38225 | No |
| 98 | GOM_NL__2PRFIN20090622_114357_000000352080_00095_38225_5086.N1 | 22-JUN-2009 11:43:57 | Straylight | 34.500 | 31 | Alp Gru | 1.7340 | 15200. | 69 | 38225 | No |
| 99 | GOM_NL__2PRFIN20090622_114709_000000292080_00095_38225_5087.N1 | 22-JUN-2009 11:47:09 | Straylight | 28.500 | 45 | Alp Pav | 1.9400 | 26000. | 57 | 38225 | No |
| 100 | GOM_NL__2PRFIN20090622_115626_000000282080_00095_38225_5088.N1 | 22-JUN-2009 11:56:26 | Twilight | 28.000 | 38 | 20Eps Sgr | 1.8360 | 11000. | 56 | 38225 | No |
| 101 | GOM_NL__2PRFIN20090622_115751_000000282080_00095_38225_5089.N1 | 22-JUN-2009 11:57:51 | Twilight | 28.000 | 116 | 19Del Sgr | 2.7000 | 4100.0 | 56 | 38225 | No |

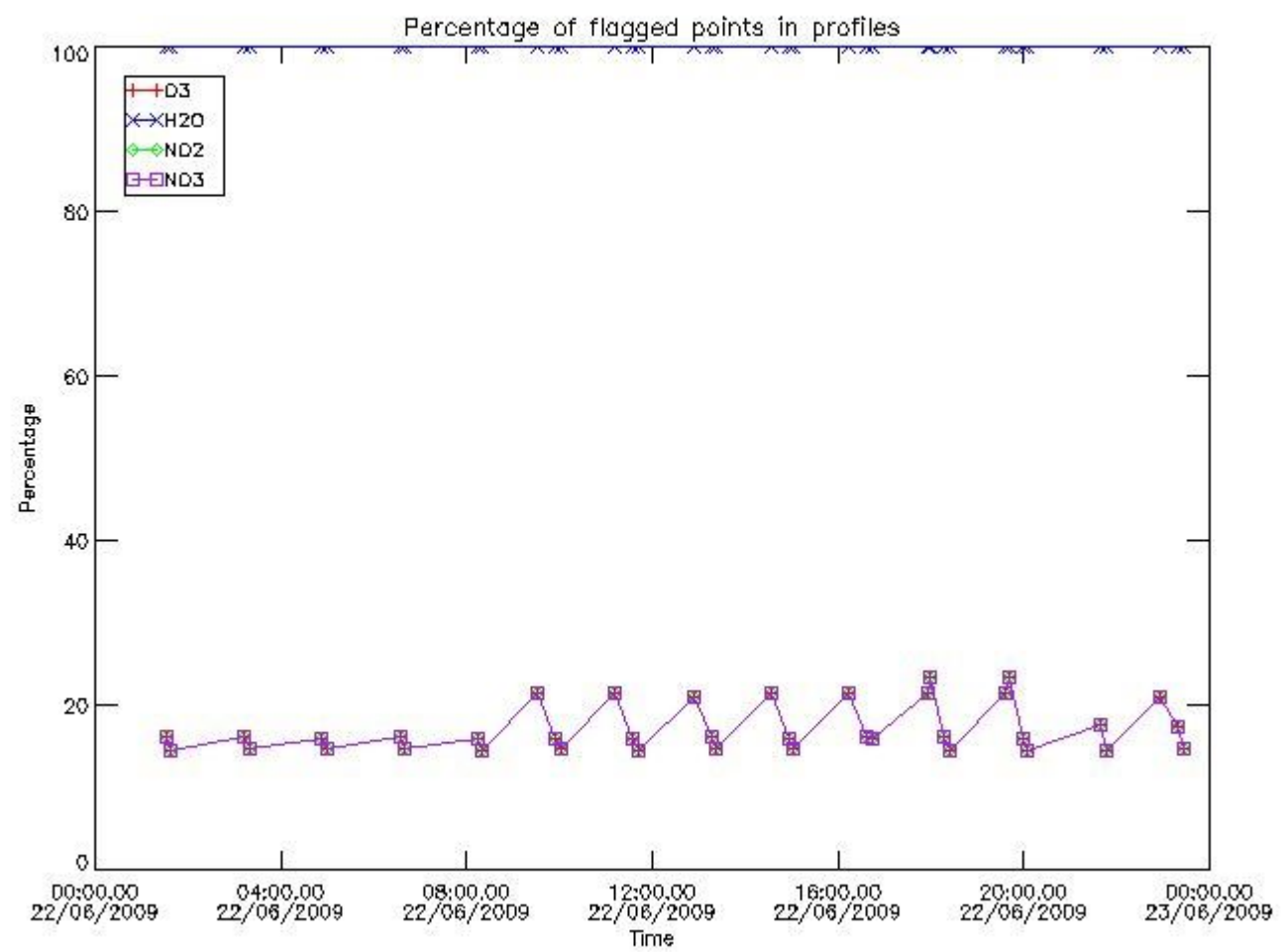
| | | | | | | | | | | | |
|-----|--|----------------------|------------|--------|-----|-----------|--------|--------|----|-------|----|
| 102 | GOM_NL__2PRFIN20090622_115907_000000292080_00095_38225_5090.N1 | 22-JUN-2009 11:59:07 | Twilight | 28.500 | 137 | 22Lam Sgr | 2.8240 | 4400.0 | 57 | 38225 | No |
| 103 | GOM_NL__2PRFIN20090622_120857_000000292080_00095_38225_5091.N1 | 22-JUN-2009 12:08:57 | Bright | 29.000 | 126 | 60Bet Oph | 2.7700 | 4250.0 | 58 | 38225 | No |
| 104 | GOM_NL__2PRFIN20090622_121122_000000292080_00095_38225_5092.N1 | 22-JUN-2009 12:11:22 | Bright | 28.500 | 59 | 55Alp Oph | 2.0800 | 8900.0 | 57 | 38225 | No |
| 105 | GOM_NL__2PRFIN20090622_122303_000000282080_00095_38225_5093.N1 | 22-JUN-2009 12:23:03 | Bright | 28.000 | 130 | 23Bet Dra | 2.7990 | 5800.0 | 56 | 38225 | No |
| 106 | GOM_NL__2PRFIN20090622_124020_000000262080_00095_38225_5094.N1 | 22-JUN-2009 12:40:20 | Twilight | 25.500 | 76 | 27Gam Cas | 2.3000 | 30000. | 51 | 38225 | No |
| 107 | GOM_NL__2PRFIN20090622_124658_000000242080_00095_38225_5095.N1 | 22-JUN-2009 12:46:58 | Twilight | 23.500 | 73 | 57Gam1And | 2.2600 | 13100. | 47 | 38225 | No |
| 108 | GOM_NL__2PRFIN20090622_124922_000000232080_00095_38225_5096.N1 | 22-JUN-2009 12:49:22 | Twilight | 23.000 | 173 | 4Bet Tri | 3.0040 | 8900.0 | 46 | 38225 | No |
| 109 | GOM_NL__2PRFIN20090622_125311_000000252080_00095_38225_5097.N1 | 22-JUN-2009 12:53:11 | Dark | 24.500 | 50 | 13Alp Ari | 2.0070 | 4250.0 | 49 | 38225 | No |
| 110 | GOM_NL__2PRFIN20090622_131605_000000322080_00095_38225_5098.N1 | 22-JUN-2009 13:16:05 | Dark | 31.500 | 84 | Alp Phe | 2.3970 | 4500.0 | 63 | 38225 | No |
| 111 | GOM_NL__2PRFIN20090622_132231_000000352080_00096_38226_5099.N1 | 22-JUN-2009 13:22:31 | Dark | 34.500 | 63 | Bet Gru | 2.1500 | 2800.0 | 69 | 38226 | No |
| 112 | GOM_NL__2PRFIN20090622_132434_000000342080_00096_38226_5100.N1 | 22-JUN-2009 13:24:34 | Straylight | 34.000 | 31 | Alp Gru | 1.7340 | 15200. | 68 | 38226 | No |
| 113 | GOM_NL__2PRFIN20090622_132745_000000292080_00096_38226_5101.N1 | 22-JUN-2009 13:27:45 | Straylight | 28.500 | 45 | Alp Pav | 1.9400 | 26000. | 57 | 38226 | No |
| 114 | GOM_NL__2PRFIN20090622_133702_000000282080_00096_38226_5102.N1 | 22-JUN-2009 13:37:02 | Twilight | 27.500 | 38 | 20Eps Sgr | 1.8360 | 11000. | 55 | 38226 | No |
| 115 | GOM_NL__2PRFIN20090622_133828_000000282080_00096_38226_5103.N1 | 22-JUN-2009 13:38:28 | Twilight | 28.000 | 116 | 19Del Sgr | 2.7000 | 4100.0 | 56 | 38226 | No |
| 116 | GOM_NL__2PRFIN20090622_133944_000000282080_00096_38226_5104.N1 | 22-JUN-2009 13:39:44 | Twilight | 28.000 | 137 | 22Lam Sgr | 2.8240 | 4400.0 | 56 | 38226 | No |
| 117 | GOM_NL__2PRFIN20090622_134933_000000292080_00096_38226_5105.N1 | 22-JUN-2009 13:49:33 | Twilight | 28.500 | 126 | 60Bet Oph | 2.7700 | 4250.0 | 57 | 38226 | No |
| 118 | GOM_NL__2PRFIN20090622_135158_000000292080_00096_38226_5106.N1 | 22-JUN-2009 13:51:58 | Bright | 28.500 | 59 | 55Alp Oph | 2.0800 | 8900.0 | 57 | 38226 | No |
| 119 | GOM_NL__2PRFIN20090622_140339_000000282080_00096_38226_5107.N1 | 22-JUN-2009 14:03:39 | Bright | 27.500 | 130 | 23Bet Dra | 2.7990 | 5800.0 | 55 | 38226 | No |
| 120 | GOM_NL__2PRFIN20090622_142056_000000262080_00096_38226_5108.N1 | 22-JUN-2009 14:20:56 | Twilight | 25.500 | 76 | 27Gam Cas | 2.3000 | 30000. | 51 | 38226 | No |
| 121 | GOM_NL__2PRFIN20090622_142734_000000232080_00096_38226_5109.N1 | 22-JUN-2009 14:27:34 | Twilight | 23.000 | 73 | 57Gam1And | 2.2600 | 13100. | 46 | 38226 | No |
| 122 | GOM_NL__2PRFIN20090622_142958_000000232080_00096_38226_5110.N1 | 22-JUN-2009 14:29:58 | Twilight | 23.000 | 173 | 4Bet Tri | 3.0040 | 8900.0 | 46 | 38226 | No |
| 123 | GOM_NL__2PRFIN20090622_143347_000000242080_00096_38226_5111.N1 | 22-JUN-2009 14:33:47 | Dark | 24.000 | 50 | 13Alp Ari | 2.0070 | 4250.0 | 48 | 38226 | No |
| 124 | GOM_NL__2PRFIN20090622_145641_000000322080_00096_38226_5112.N1 | 22-JUN-2009 14:56:41 | Dark | 32.000 | 84 | Alp Phe | 2.3970 | 4500.0 | 64 | 38226 | No |
| 125 | GOM_NL__2PRFIN20090622_150308_000000352080_00097_38227_5114.N1 | 22-JUN-2009 15:03:08 | Dark | 34.500 | 63 | Bet Gru | 2.1500 | 2800.0 | 69 | 38227 | No |
| 126 | GOM_NL__2PRFIN20090622_150510_000000352080_00097_38227_5115.N1 | 22-JUN-2009 15:05:10 | Straylight | 34.500 | 31 | Alp Gru | 1.7340 | 15200. | 69 | 38227 | No |
| 127 | GOM_NL__2PRFIN20090622_151738_000000282080_00097_38227_5116.N1 | 22-JUN-2009 15:17:38 | Twilight | 28.000 | 38 | 20Eps Sgr | 1.8360 | 11000. | 56 | 38227 | No |
| 128 | GOM_NL__2PRFIN20090622_151904_000000282080_00097_38227_5117.N1 | 22-JUN-2009 15:19:04 | Twilight | 28.000 | 116 | 19Del Sgr | 2.7000 | 4100.0 | 56 | 38227 | No |
| 129 | GOM_NL__2PRFIN20090622_152020_000000292080_00097_38227_5118.N1 | 22-JUN-2009 15:20:20 | Twilight | 28.500 | 137 | 22Lam Sgr | 2.8240 | 4400.0 | 57 | 38227 | No |
| 130 | GOM_NL__2PRFIN20090622_153009_000000292080_00097_38227_5119.N1 | 22-JUN-2009 15:30:09 | Twilight | 28.500 | 126 | 60Bet Oph | 2.7700 | 4250.0 | 57 | 38227 | No |
| 131 | GOM_NL__2PRFIN20090622_153234_000000292080_00097_38227_5120.N1 | 22-JUN-2009 15:32:34 | Bright | 28.500 | 59 | 55Alp Oph | 2.0800 | 8900.0 | 57 | 38227 | No |
| 132 | GOM_NL__2PRFIN20090622_154414_000000282080_00097_38227_5121.N1 | 22-JUN-2009 15:44:14 | Bright | 28.000 | 130 | 23Bet Dra | 2.7990 | 5800.0 | 56 | 38227 | No |
| 133 | GOM_NL__2PRFIN20090622_160132_000000252080_00097_38227_5122.N1 | 22-JUN-2009 16:01:32 | Twilight | 25.000 | 76 | 27Gam Cas | 2.3000 | 30000. | 50 | 38227 | No |
| 134 | GOM_NL__2PRFIN20090622_160444_000000212080_00097_38227_5123.N1 | 22-JUN-2009 16:04:44 | Twilight | 21.000 | 160 | 23Gam Per | 2.9300 | 4700.0 | 42 | 38227 | No |
| 135 | GOM_NL__2PRFIN20090622_160810_000000232080_00097_38227_5124.N1 | 22-JUN-2009 16:08:10 | Twilight | 23.000 | 73 | 57Gam1And | 2.2600 | 13100. | 46 | 38227 | No |
| 136 | GOM_NL__2PRFIN20090622_161034_000000232080_00097_38227_5125.N1 | 22-JUN-2009 16:10:34 | Twilight | 23.000 | 173 | 4Bet Tri | 3.0040 | 8900.0 | 46 | 38227 | No |
| 137 | GOM_NL__2PRFIN20090622_161424_000000242080_00097_38227_5126.N1 | 22-JUN-2009 16:14:24 | Dark | 24.000 | 50 | 13Alp Ari | 2.0070 | 4250.0 | 48 | 38227 | No |
| 138 | GOM_NL__2PRFIN20090622_163718_000000322080_00097_38227_5127.N1 | 22-JUN-2009 16:37:18 | Dark | 31.500 | 84 | Alp Phe | 2.3970 | 4500.0 | 63 | 38227 | No |
| 139 | GOM_NL__2PRFIN20090622_164345_000000352080_00098_38228_5130.N1 | 22-JUN-2009 16:43:45 | Dark | 35.000 | 63 | Bet Gru | 2.1500 | 2800.0 | 70 | 38228 | No |
| 140 | GOM_NL__2PRFIN20090622_164547_000000352080_00098_38228_5131.N1 | 22-JUN-2009 16:45:47 | Straylight | 34.500 | 31 | Alp Gru | 1.7340 | 15200. | 69 | 38228 | No |
| 141 | GOM_NL__2PRFIN20090622_164858_000000292080_00098_38228_5132.N1 | 22-JUN-2009 16:48:58 | Straylight | 28.500 | 45 | Alp Pav | 1.9400 | 26000. | 57 | 38228 | No |
| 142 | GOM_NL__2PRFIN20090622_165814_000000282080_00098_38228_5133.N1 | 22-JUN-2009 16:58:14 | Twilight | 28.000 | 38 | 20Eps Sgr | 1.8360 | 11000. | 56 | 38228 | No |
| 143 | GOM_NL__2PRFIN20090622_165940_000000282080_00098_38228_5134.N1 | 22-JUN-2009 16:59:40 | Twilight | 28.000 | 116 | 19Del Sgr | 2.7000 | 4100.0 | 56 | 38228 | No |
| 144 | GOM_NL__2PRFIN20090622_170056_000000292080_00098_38228_5135.N1 | 22-JUN-2009 17:00:56 | Twilight | 29.000 | 137 | 22Lam Sgr | 2.8240 | 4400.0 | 58 | 38228 | No |
| 145 | GOM_NL__2PRFIN20090622_171045_000000292080_00098_38228_5136.N1 | 22-JUN-2009 17:10:45 | Twilight | 28.500 | 126 | 60Bet Oph | 2.7700 | 4250.0 | 57 | 38228 | No |
| 146 | GOM_NL__2PRFIN20090622_171310_000000292080_00098_38228_5137.N1 | 22-JUN-2009 17:13:10 | Bright | 28.500 | 59 | 55Alp Oph | 2.0800 | 8900.0 | 57 | 38228 | No |
| 147 | GOM_NL__2PRFIN20090622_172450_000000282080_00098_38228_5138.N1 | 22-JUN-2009 17:24:50 | Bright | 28.000 | 130 | 23Bet Dra | 2.7990 | 5800.0 | 56 | 38228 | No |
| 148 | GOM_NL__2PRFIN20090622_174207_000000262080_00098_38228_5139.N1 | 22-JUN-2009 17:42:07 | Twilight | 25.500 | 76 | 27Gam Cas | 2.3000 | 30000. | 51 | 38228 | No |
| 149 | GOM_NL__2PRFIN20090622_174520_000000222080_00098_38228_5140.N1 | 22-JUN-2009 17:45:20 | Twilight | 21.500 | 160 | 23Gam Per | 2.9300 | 4700.0 | 43 | 38228 | No |
| 150 | GOM_NL__2PRFIN20090622_175110_000000232080_00098_38228_5141.N1 | 22-JUN-2009 17:51:10 | Twilight | 23.000 | 173 | 4Bet Tri | 3.0040 | 8900.0 | 46 | 38228 | No |
| 151 | GOM_NL__2PRFIN20090622_175500_000000242080_00098_38228_5142.N1 | 22-JUN-2009 17:55:00 | Dark | 24.000 | 50 | 13Alp Ari | 2.0070 | 4250.0 | 48 | 38228 | No |
| 152 | GOM_NL__2PRFIN20090622_175949_000000222080_00098_38228_5143.N1 | 22-JUN-2009 17:59:49 | Dark | 22.000 | 94 | 92Alp Cet | 2.5260 | 3100.0 | 44 | 38228 | No |
| 153 | GOM_NL__2PRFIN20090622_181755_000000322080_00098_38228_5144.N1 | 22-JUN-2009 18:17:55 | Dark | 31.500 | 84 | Alp Phe | 2.3970 | 4500.0 | 63 | 38228 | No |
| 154 | GOM_NL__2PRFIN20090622_182422_000000352080_00099_38229_5147.N1 | 22-JUN-2009 18:24:22 | Dark | 35.000 | 63 | Bet Gru | 2.1500 | 2800.0 | 70 | 38229 | No |
| 155 | GOM_NL__2PRFIN20090622_182624_000000352080_00099_38229_5148.N1 | 22-JUN-2009 18:26:24 | Straylight | 34.500 | 31 | Alp Gru | 1.7340 | 15200. | 69 | 38229 | No |
| 156 | GOM_NL__2PRFIN20090622_182935_000000282080_00099_38229_5149.N1 | 22-JUN-2009 18:29:35 | Straylight | 28.000 | 45 | Alp Pav | 1.9400 | 26000. | 56 | 38229 | No |
| 157 | GOM_NL__2PRFIN20090622_183851_000000282080_00099_38229_5150.N1 | 22-JUN-2009 18:38:51 | Twilight | 28.000 | 38 | 20Eps Sgr | 1.8360 | 11000. | 56 | 38229 | No |
| 158 | GOM_NL__2PRFIN20090622_184016_000000282080_00099_38229_5151.N1 | 22-JUN-2009 18:40:16 | Twilight | 28.000 | 116 | 19Del Sgr | 2.7000 | 4100.0 | 56 | 38229 | No |
| 159 | GOM_NL__2PRFIN20090622_184132_000000292080_00099_38229_5152.N1 | 22-JUN-2009 18:41:32 | Twilight | 29.000 | 137 | 22Lam Sgr | 2.8240 | 4400.0 | 58 | 38229 | No |
| 160 | GOM_NL__2PRFIN20090622_184523_000000202080_00099_38229_5153.N1 | 22-JUN-2009 18:45:23 | Twilight | 19.500 | 86 | 35Eta Oph | 2.4300 | 10200. | 39 | 38229 | No |

| | | | | | | | | | | | |
|-----|--|----------------------|------------|--------|-----|-----------|--------|--------|----|-------|----|
| 161 | GOM_NL__2PRFIN20090622_185121_000000292080_00099_38229_5154.N1 | 22-JUN-2009 18:51:21 | Twilight | 28.500 | 126 | 60Bet Oph | 2.7700 | 4250.0 | 57 | 38229 | No |
| 162 | GOM_NL__2PRFIN20090622_185346_000000282080_00099_38229_5155.N1 | 22-JUN-2009 18:53:46 | Bright | 28.000 | 59 | 55Alp Oph | 2.0800 | 8900.0 | 56 | 38229 | No |
| 163 | GOM_NL__2PRFIN20090622_185858_000000262080_00099_38229_5156.N1 | 22-JUN-2009 18:58:58 | Bright | 26.000 | 133 | 40Zet Her | 2.8070 | 6000.0 | 52 | 38229 | No |
| 164 | GOM_NL__2PRFIN20090622_190526_000000282080_00099_38229_5157.N1 | 22-JUN-2009 19:05:26 | Bright | 27.500 | 130 | 23Bet Dra | 2.7990 | 5800.0 | 55 | 38229 | No |
| 165 | GOM_NL__2PRFIN20090622_192243_000000252080_00099_38229_5158.N1 | 22-JUN-2009 19:22:43 | Twilight | 25.000 | 76 | 27Gam Cas | 2.3000 | 30000. | 50 | 38229 | No |
| 166 | GOM_NL__2PRFIN20090622_192556_000000212080_00099_38229_5159.N1 | 22-JUN-2009 19:25:56 | Twilight | 21.000 | 160 | 23Gam Per | 2.9300 | 4700.0 | 42 | 38229 | No |
| 167 | GOM_NL__2PRFIN20090622_192922_000000232080_00099_38229_5160.N1 | 22-JUN-2009 19:29:22 | Twilight | 23.000 | 73 | 57Gam1And | 2.2600 | 13100. | 46 | 38229 | No |
| 168 | GOM_NL__2PRFIN20090622_193146_000000232080_00099_38229_5161.N1 | 22-JUN-2009 19:31:46 | Twilight | 23.000 | 173 | 4Bet Tri | 3.0040 | 8900.0 | 46 | 38229 | No |
| 169 | GOM_NL__2PRFIN20090622_193536_000000242080_00099_38229_5162.N1 | 22-JUN-2009 19:35:36 | Dark | 24.000 | 50 | 13Alp Ari | 2.0070 | 4250.0 | 48 | 38229 | No |
| 170 | GOM_NL__2PRFIN20090622_194026_000000222080_00099_38229_5163.N1 | 22-JUN-2009 19:40:26 | Dark | 22.000 | 94 | 92Alp Cet | 2.5260 | 3100.0 | 44 | 38229 | No |
| 171 | GOM_NL__2PRFIN20090622_195832_000000322080_00099_38229_5164.N1 | 22-JUN-2009 19:58:32 | Dark | 32.000 | 84 | Alp Phe | 2.3970 | 4500.0 | 64 | 38229 | No |
| 172 | GOM_NL__2PRFIN20090622_200459_000000352080_00100_38230_5164.N1 | 22-JUN-2009 20:04:59 | Dark | 35.000 | 63 | Bet Gru | 2.1500 | 2800.0 | 70 | 38230 | No |
| 173 | GOM_NL__2PRFIN20090622_200701_000000352080_00100_38230_5165.N1 | 22-JUN-2009 20:07:01 | Straylight | 34.500 | 31 | Alp Gru | 1.7340 | 15200. | 69 | 38230 | No |
| 174 | GOM_NL__2PRFIN20090622_201011_000000282080_00100_38230_5166.N1 | 22-JUN-2009 20:10:11 | Straylight | 28.000 | 45 | Alp Pav | 1.9400 | 26000. | 56 | 38230 | No |
| 175 | GOM_NL__2PRFIN20090622_213909_000000322080_00100_38230_5167.N1 | 22-JUN-2009 21:39:09 | Dark | 32.000 | 84 | Alp Phe | 2.3970 | 4500.0 | 64 | 38230 | No |
| 176 | GOM_NL__2PRFIN20090622_214536_000000352080_00101_38231_5198.N1 | 22-JUN-2009 21:45:36 | Dark | 35.000 | 63 | Bet Gru | 2.1500 | 2800.0 | 70 | 38231 | No |
| 177 | GOM_NL__2PRFIN20090622_214738_000000352080_00101_38231_5199.N1 | 22-JUN-2009 21:47:38 | Straylight | 34.500 | 31 | Alp Gru | 1.7340 | 15200. | 69 | 38231 | No |
| 178 | GOM_NL__2PRFIN20090622_220003_000000282080_00101_38231_5200.N1 | 22-JUN-2009 22:00:03 | Twilight | 27.500 | 38 | 20Eps Sgr | 1.8360 | 11000. | 55 | 38231 | No |
| 179 | GOM_NL__2PRFIN20090622_220129_000000282080_00101_38231_5201.N1 | 22-JUN-2009 22:01:29 | Twilight | 28.000 | 116 | 19Del Sgr | 2.7000 | 4100.0 | 56 | 38231 | No |
| 180 | GOM_NL__2PRFIN20090622_220245_000000292080_00101_38231_5202.N1 | 22-JUN-2009 22:02:45 | Twilight | 28.500 | 137 | 22Lam Sgr | 2.8240 | 4400.0 | 57 | 38231 | No |
| 181 | GOM_NL__2PRFIN20090622_221232_000000292080_00101_38231_5203.N1 | 22-JUN-2009 22:12:32 | Twilight | 28.500 | 126 | 60Bet Oph | 2.7700 | 4250.0 | 57 | 38231 | No |
| 182 | GOM_NL__2PRFIN20090622_221457_000000292080_00101_38231_5204.N1 | 22-JUN-2009 22:14:57 | Bright | 28.500 | 59 | 55Alp Oph | 2.0800 | 8900.0 | 57 | 38231 | No |
| 183 | GOM_NL__2PRFIN20090622_222637_000000282080_00101_38231_5205.N1 | 22-JUN-2009 22:26:37 | Bright | 28.000 | 130 | 23Bet Dra | 2.7990 | 5800.0 | 56 | 38231 | No |
| 184 | GOM_NL__2PRFIN20090622_224354_000000262080_00101_38231_5206.N1 | 22-JUN-2009 22:43:54 | Twilight | 25.500 | 76 | 27Gam Cas | 2.3000 | 30000. | 51 | 38231 | No |
| 185 | GOM_NL__2PRFIN20090622_224708_000000212080_00101_38231_5207.N1 | 22-JUN-2009 22:47:08 | Twilight | 20.500 | 160 | 23Gam Per | 2.9300 | 4700.0 | 41 | 38231 | No |
| 186 | GOM_NL__2PRFIN20090622_225033_000000242080_00101_38231_5208.N1 | 22-JUN-2009 22:50:33 | Twilight | 23.500 | 73 | 57Gam1And | 2.2600 | 13100. | 47 | 38231 | No |
| 187 | GOM_NL__2PRFIN20090622_225258_000000242080_00101_38231_5209.N1 | 22-JUN-2009 22:52:58 | Twilight | 23.500 | 173 | 4Bet Tri | 3.0040 | 8900.0 | 47 | 38231 | No |
| 188 | GOM_NL__2PRFIN20090622_225648_000000252080_00101_38231_5210.N1 | 22-JUN-2009 22:56:48 | Dark | 24.500 | 50 | 13Alp Ari | 2.0070 | 4250.0 | 49 | 38231 | No |
| 189 | GOM_NL__2PRFIN20090622_231945_000000332080_00101_38231_5211.N1 | 22-JUN-2009 23:19:45 | Dark | 32.500 | 84 | Alp Phe | 2.3970 | 4500.0 | 65 | 38231 | No |
| 190 | GOM_NL__2PRFIN20090622_232613_000000352080_00102_38232_5214.N1 | 22-JUN-2009 23:26:13 | Dark | 34.500 | 63 | Bet Gru | 2.1500 | 2800.0 | 69 | 38232 | No |
| 191 | GOM_NL__2PRFIN20090622_232815_000000352080_00102_38232_5215.N1 | 22-JUN-2009 23:28:15 | Straylight | 34.500 | 31 | Alp Gru | 1.7340 | 15200. | 69 | 38232 | No |
| 192 | GOM_NL__2PRFIN20090622_233124_000000292080_00102_38232_5216.N1 | 22-JUN-2009 23:31:24 | Straylight | 28.500 | 45 | Alp Pav | 1.9400 | 26000. | 57 | 38232 | No |
| 193 | GOM_NL__2PRFIN20090622_234040_000000282080_00102_38232_5217.N1 | 22-JUN-2009 23:40:40 | Twilight | 27.500 | 38 | 20Eps Sgr | 1.8360 | 11000. | 55 | 38232 | No |
| 194 | GOM_NL__2PRFIN20090622_234205_000000282080_00102_38232_5218.N1 | 22-JUN-2009 23:42:05 | Twilight | 28.000 | 116 | 19Del Sgr | 2.7000 | 4100.0 | 56 | 38232 | No |
| 195 | GOM_NL__2PRFIN20090622_234321_000000292080_00102_38232_5219.N1 | 22-JUN-2009 23:43:21 | Twilight | 29.000 | 137 | 22Lam Sgr | 2.8240 | 4400.0 | 58 | 38232 | No |
| 196 | GOM_NL__2PRFIN20090622_235308_000000292080_00102_38232_5220.N1 | 22-JUN-2009 23:53:08 | Bright | 28.500 | 126 | 60Bet Oph | 2.7700 | 4250.0 | 57 | 38232 | No |
| 197 | GOM_NL__2PRFIN20090622_235533_000000292080_00102_38232_5221.N1 | 22-JUN-2009 23:55:33 | Bright | 28.500 | 59 | 55Alp Oph | 2.0800 | 8900.0 | 57 | 38232 | No |

3. Quality information per product

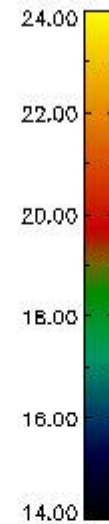
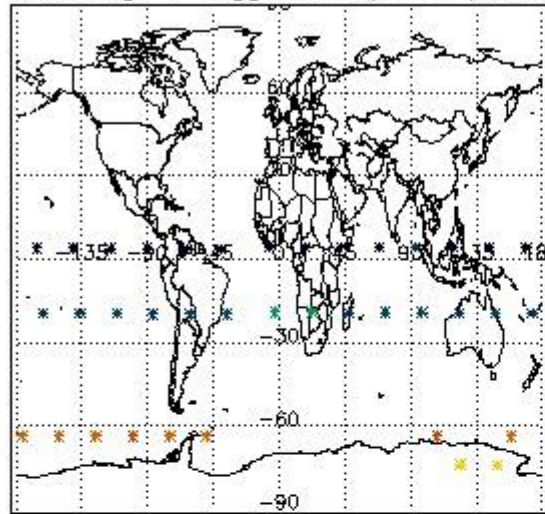
In this section it is plotted some information contained in the Quality Summary data set of the level 2 products. Only products in dark limb conditions and without errors (error flag in the MPH set to "0") are used.

3.1 Plot quality information per product (time dependant)

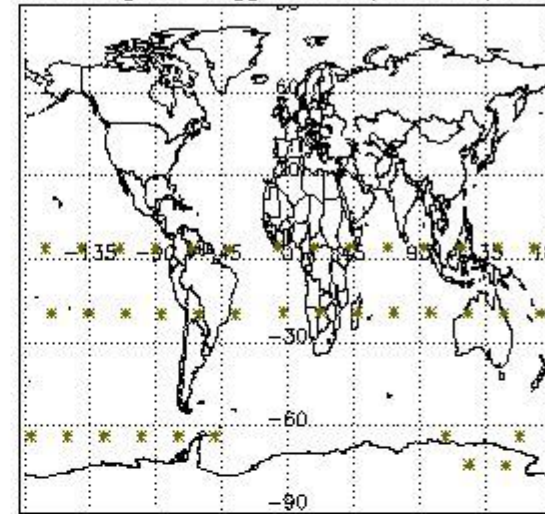


3.2 Plot quality information per product (world map)


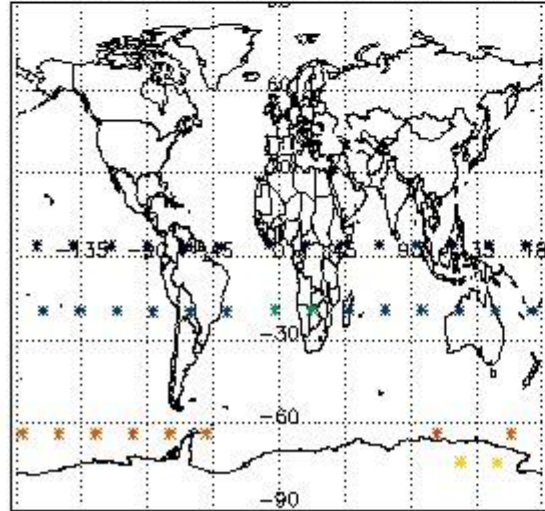
Percentage of flagged data per O3 profile



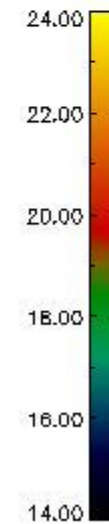
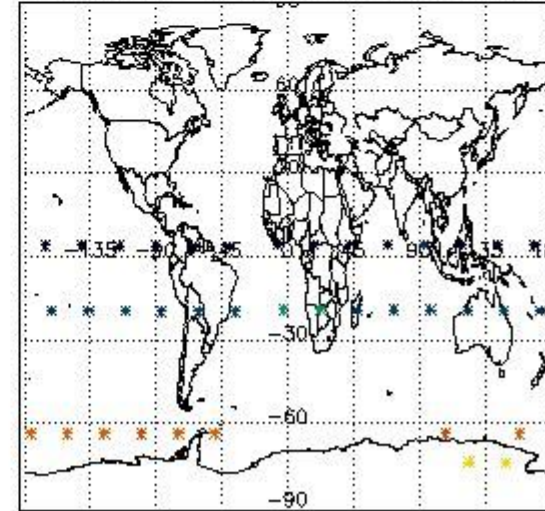
Percentage of flagged data per H2O profile



Percentage of flagged data per NO2 profile



Percentage of flagged data per NO3 profile

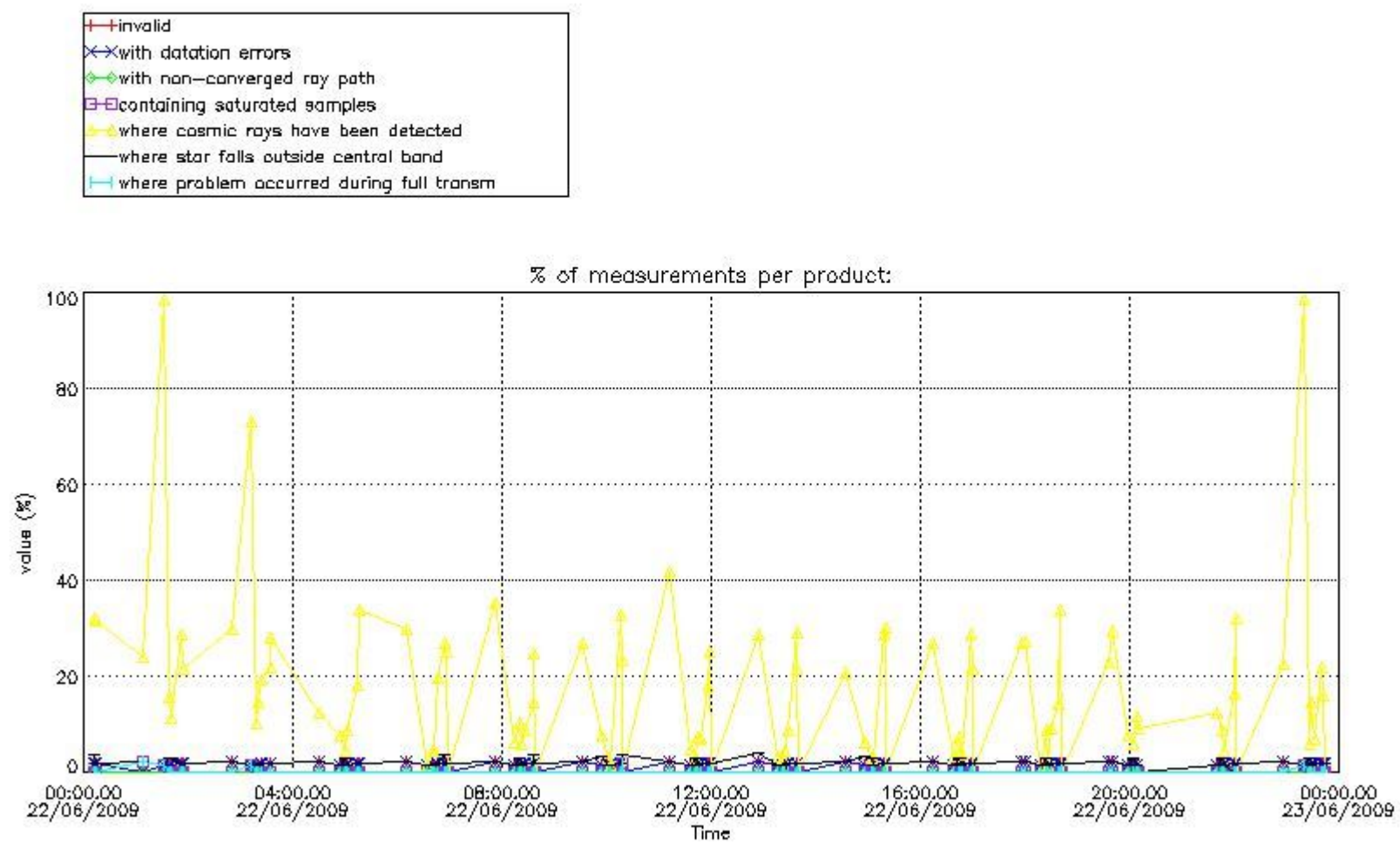


4. Level 1 quality information per product

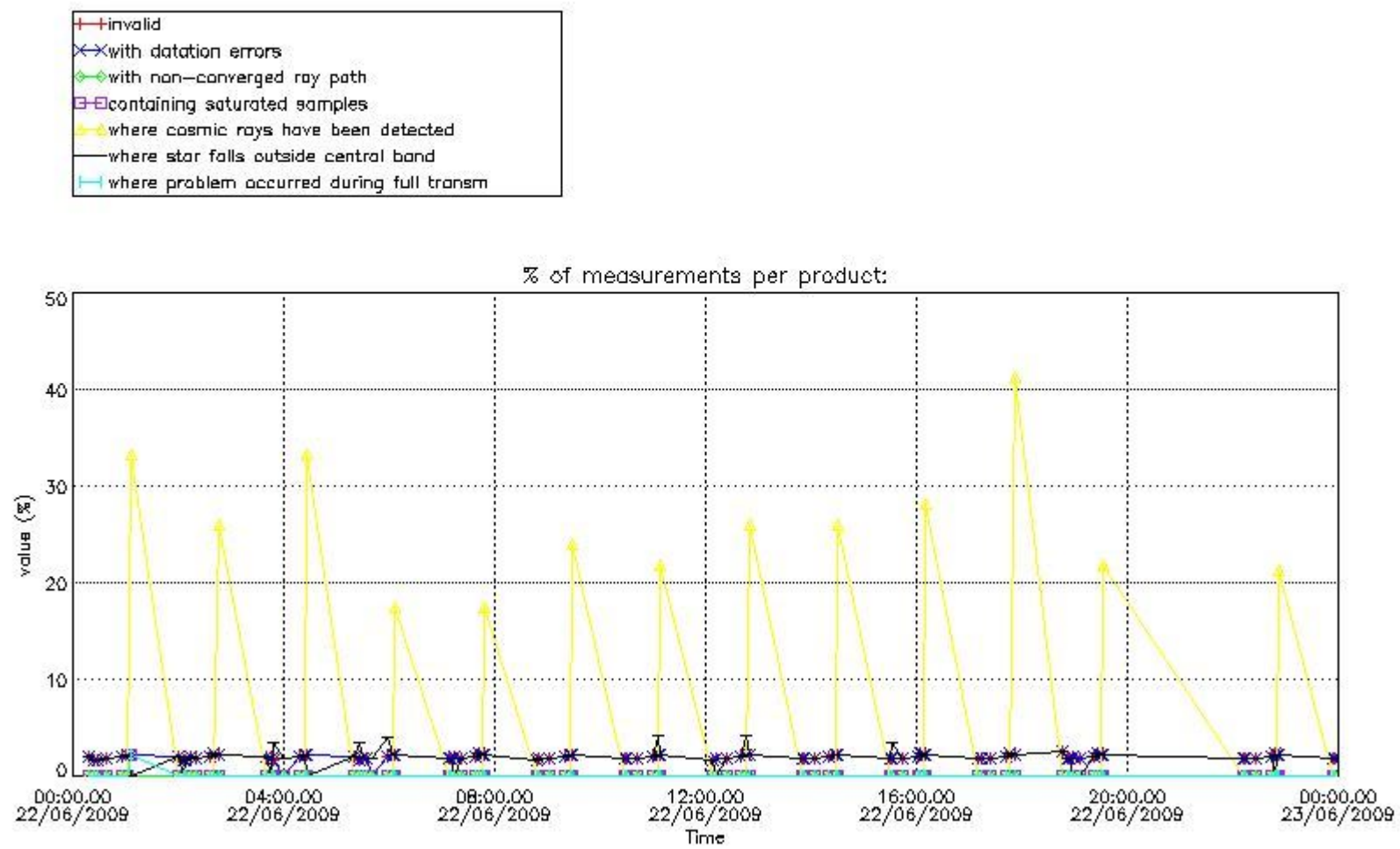
In this section it is plotted some information contained in the Quality Summary data set of the level 2 products that comes from the level 1b processing. Products without errors (error flag in the MPH set to "0") are used.

4.1 Plot quality information per product (time dependant) coming from level 1b processing

4.1.1 Plot level 1 quality information per product (time dependant): ENVISAT ASCENDING passes

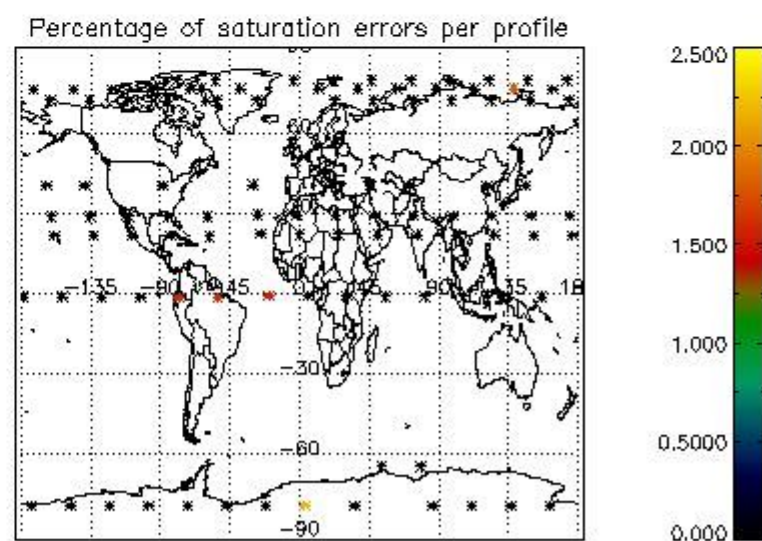
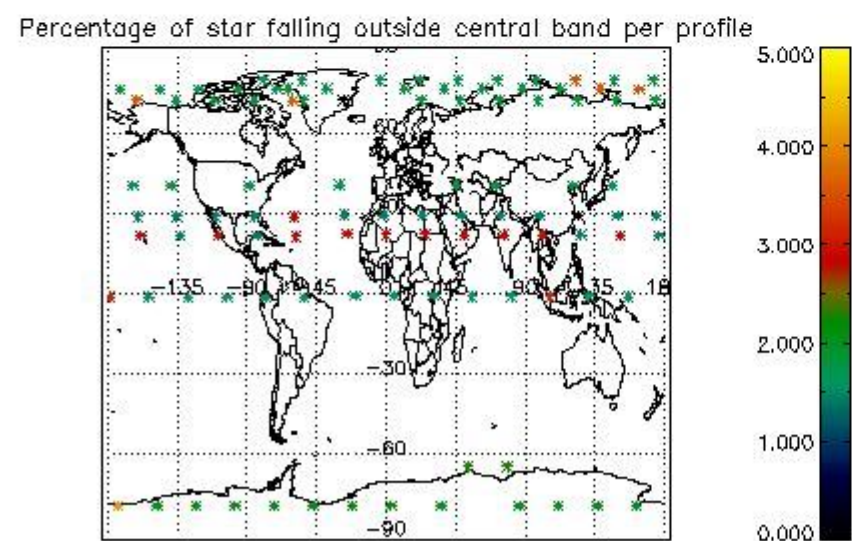
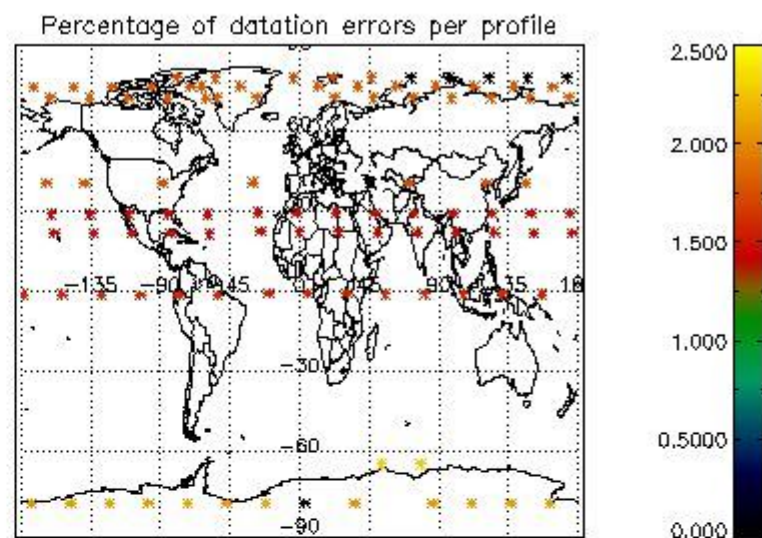
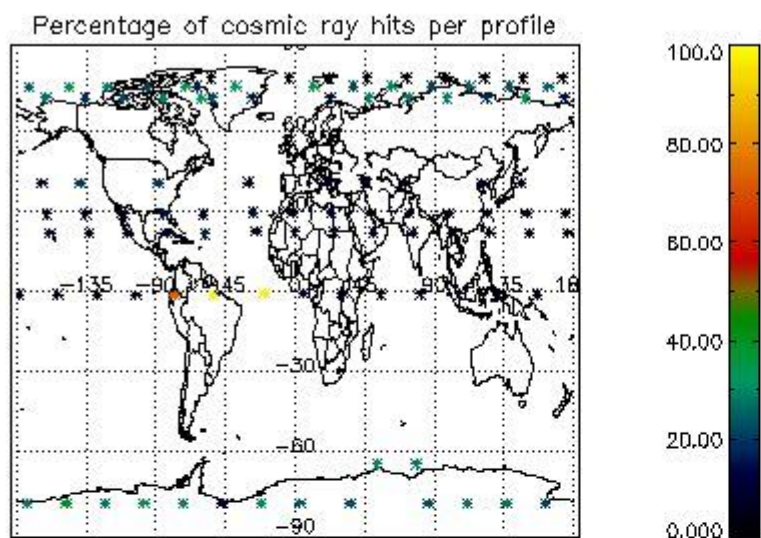


4.1.2 Plot level 1 quality information per product (time dependant): ENVI SAT DESCENDING passes

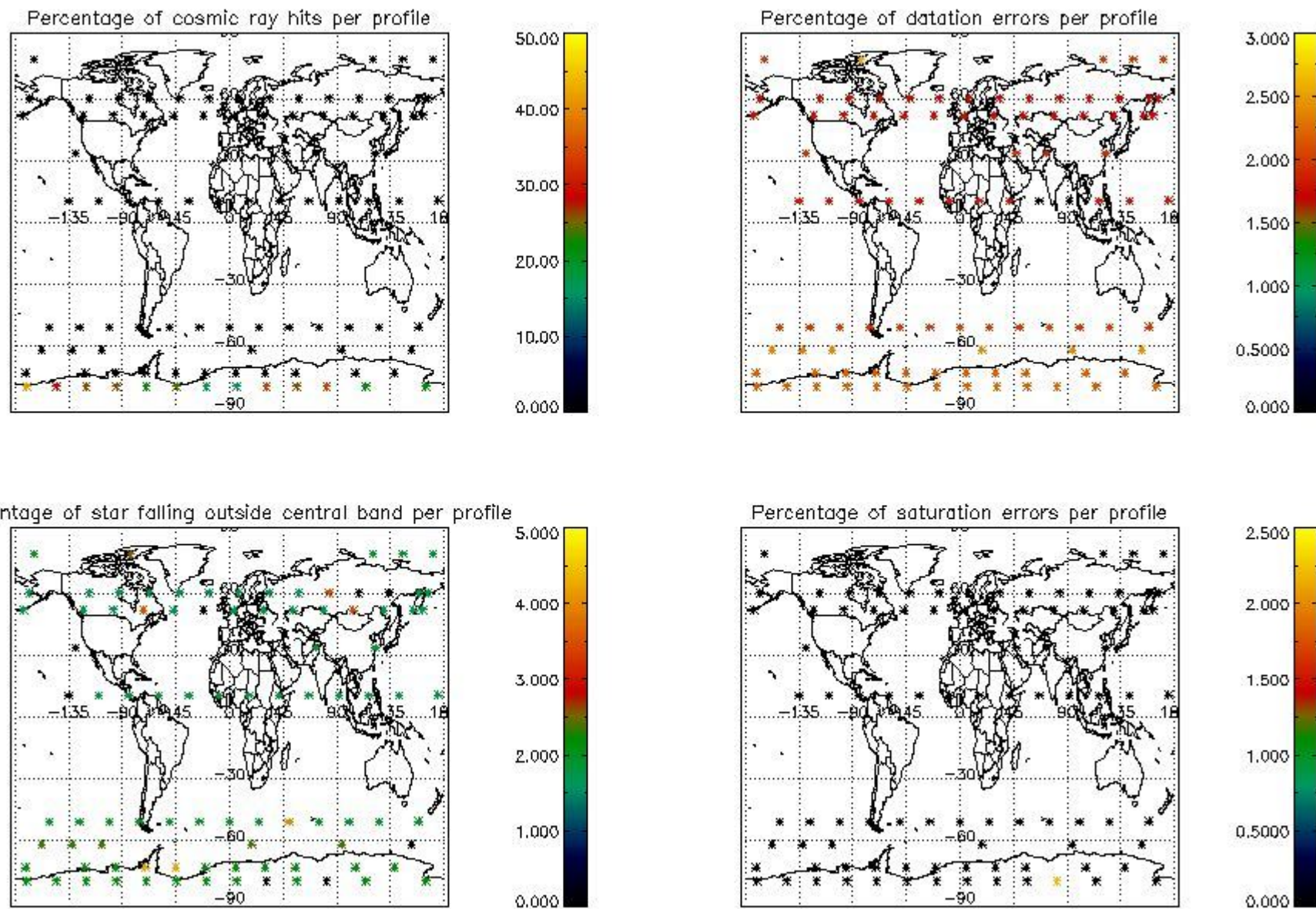


4.2 Plot quality information per product coming from level 1b processing (world map)

4.2.1 Plot level 1 quality information per product (world map): ENVISAT ASCENDING passes



4.2.2 Plot level 1 quality information per product (world map): ENVISAT DESCENDING passes



5. Trace gas profiles

5.1 Ozone statistics based on quality of products

The final quality of the products can be "measured" using the STD (Standard Deviation) attached to every point profile. This information is written to the parameter GOM_NL__2P/NL_LOCAL_SPECIES_DENSITY/o3_std of the level 2 products. The table below shows the statistics for given STD ranges.

The statistics are given with respect to the overall valid production:

- Products without fatal errors: GOM_NL__2P/MPH/PRODUCT_ERR=0
- Valid point profile: GOM_NL__2P/NL_LOCAL_SPECIES_DENSITY/pcd(0)=0

The 'Criteria' is applied to valid points of dark limb products:

- Products in dark limb illumination condition: GOM_NL__2P/NL_SUMMARY_QUALITY/obs_ill_cond=0
- Products without fatal errors: GOM_NL__2P/MPH/PRODUCT_ERR=0
- Valid point profile: GOM_NL__2P/NL_LOCAL_SPECIES_DENSITY/pcd(0)=0

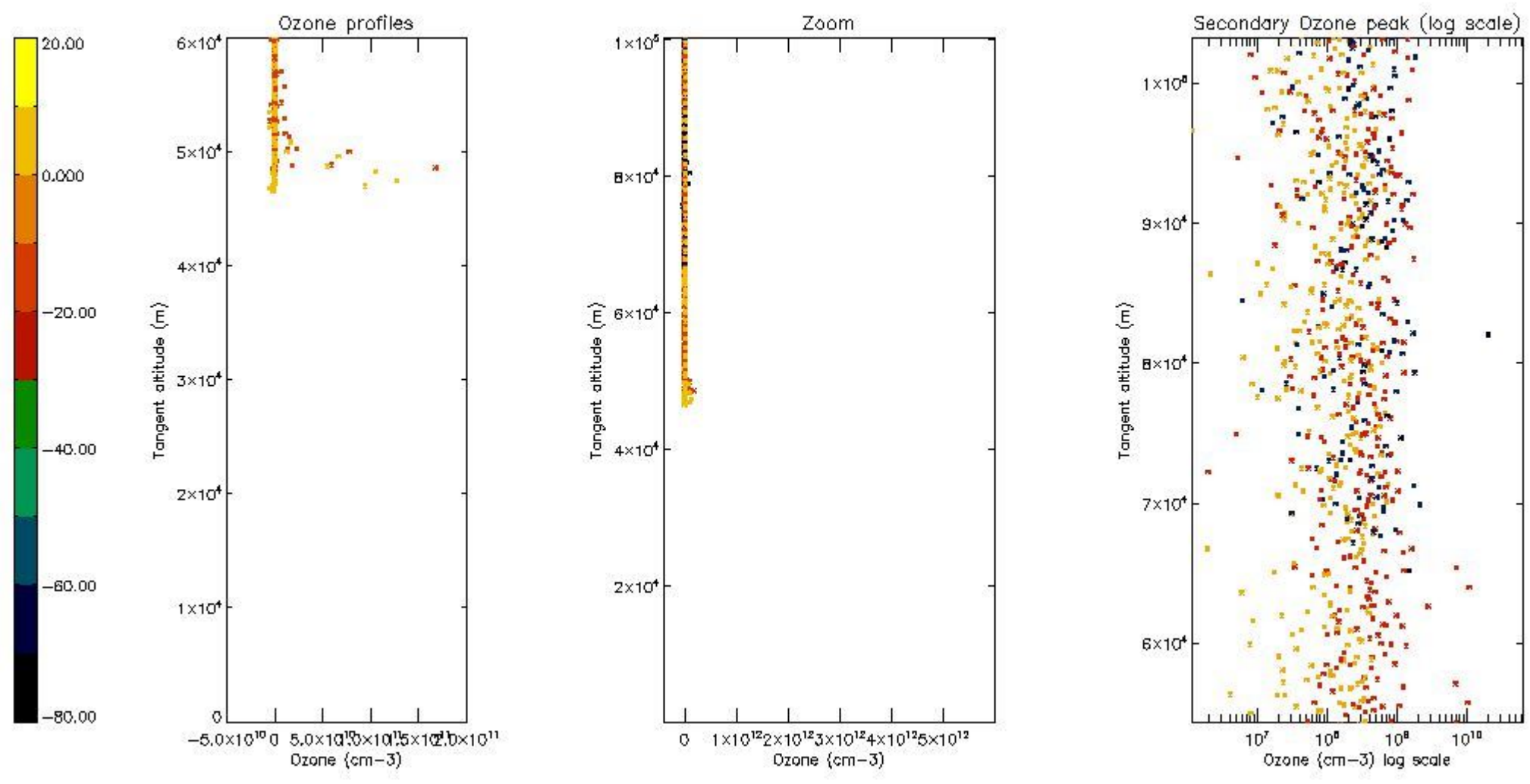
So, the table below shows the percentage of dark limb and valid observations for each criteria with respect to the overall valid daily observations.

| Criteria | % of total production |
|----------|-----------------------|
| All STD | 22.000 |
| STD < 20 | 0.0000 |

| | |
|----------|--------|
| STD < 10 | 0.0000 |
| STD < 5 | NaN |

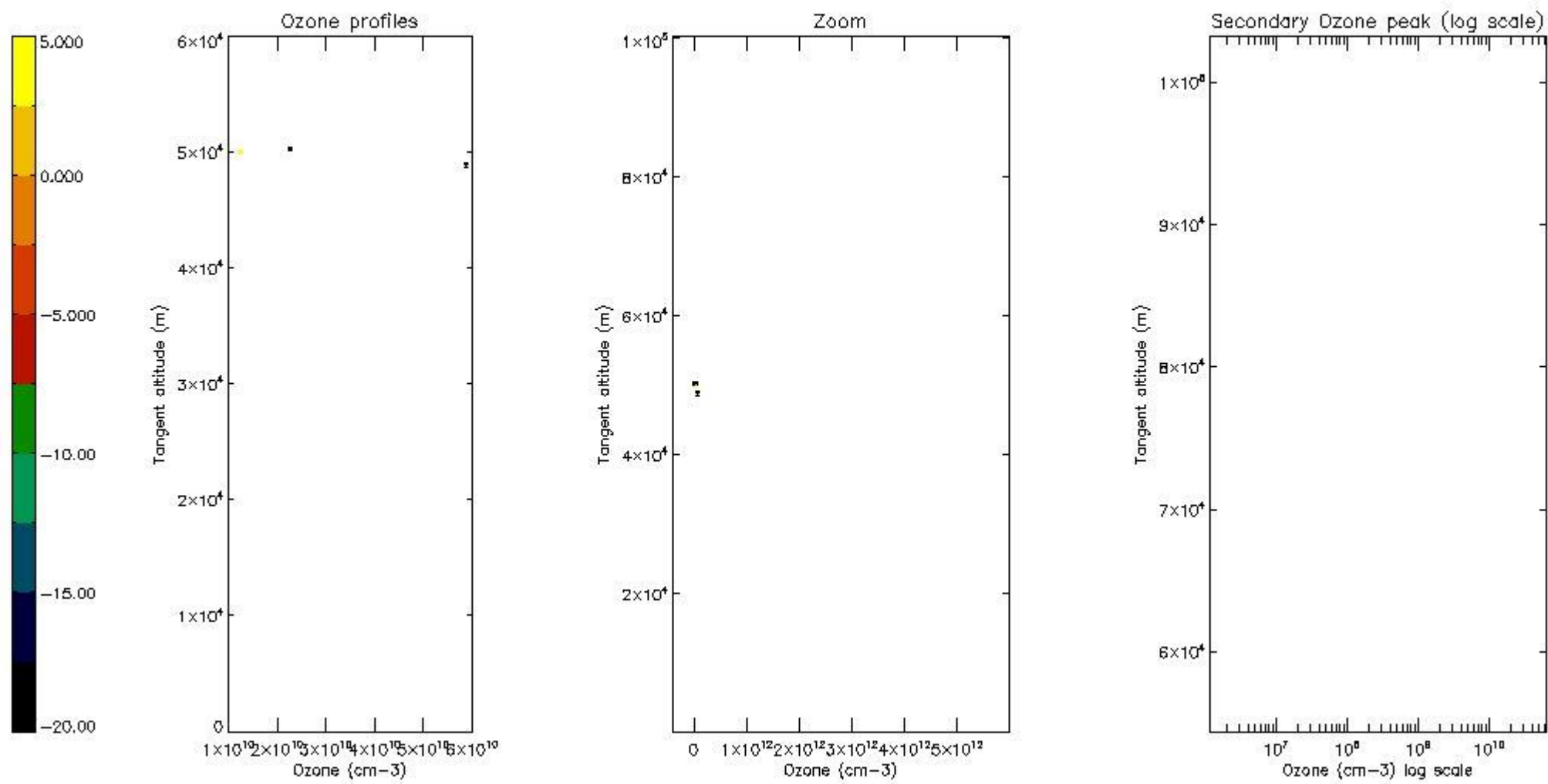
5.2 Plot ozone profiles for all STD (dark without errors)

The colorbar represents the latitude.



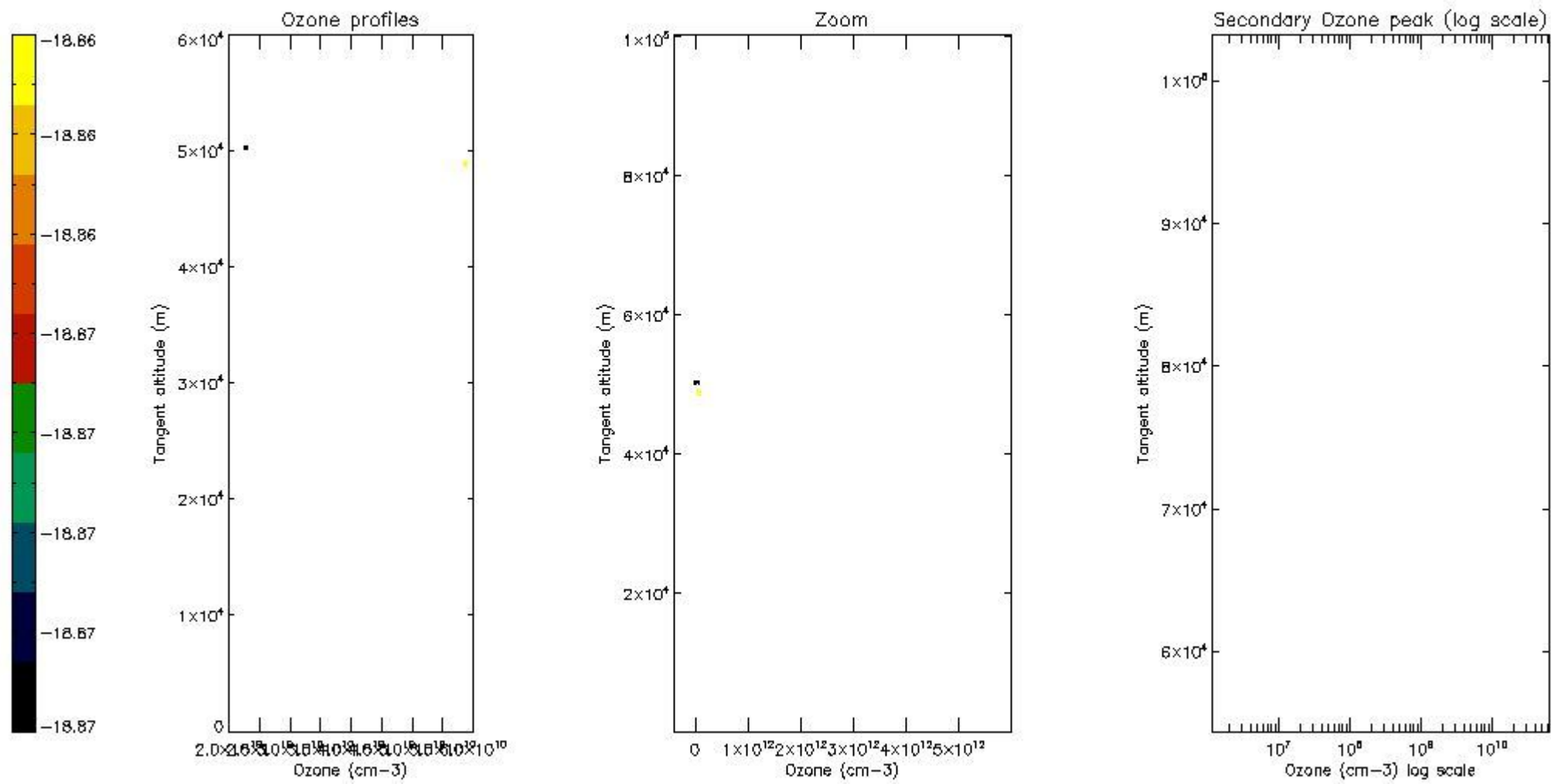
5.3 Plot ozone profiles where STD < 20% (dark without errors)

The colorbar represents the latitude.



5.4 Plot ozone profiles where STD < 10% (dark without errors)

The colorbar represents the latitude.

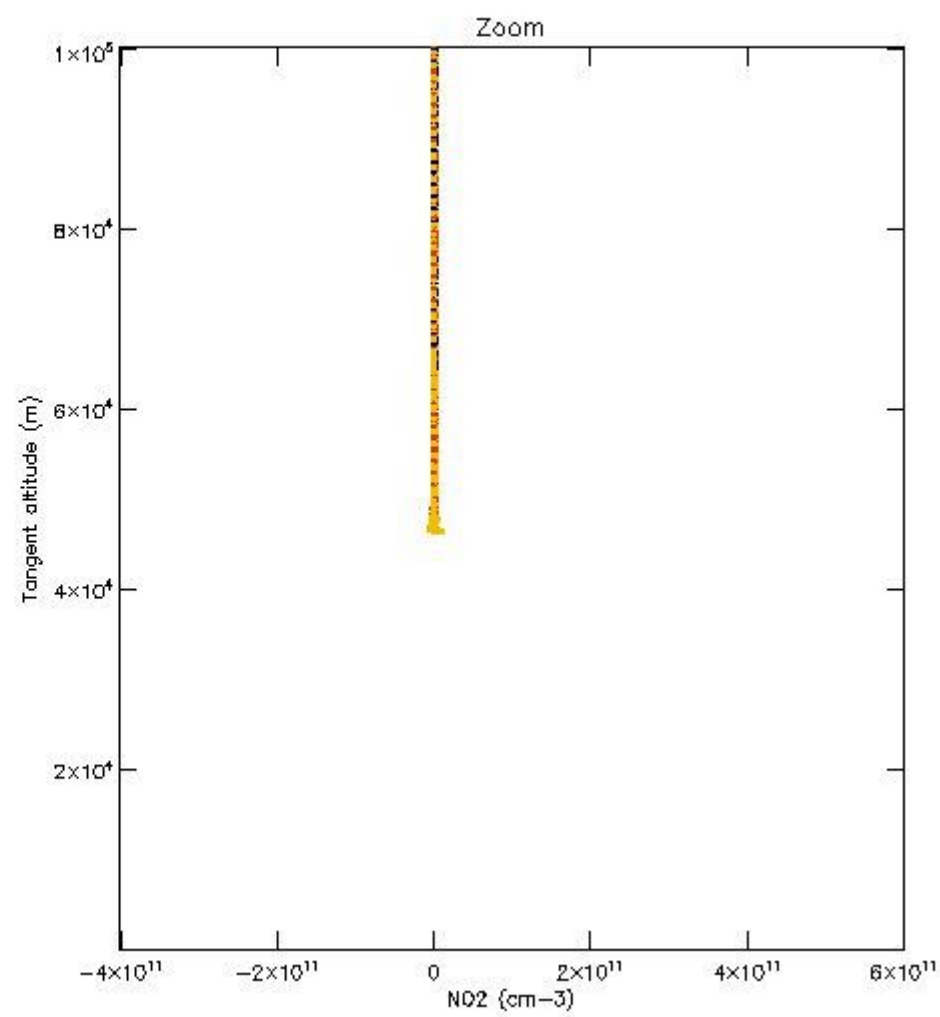
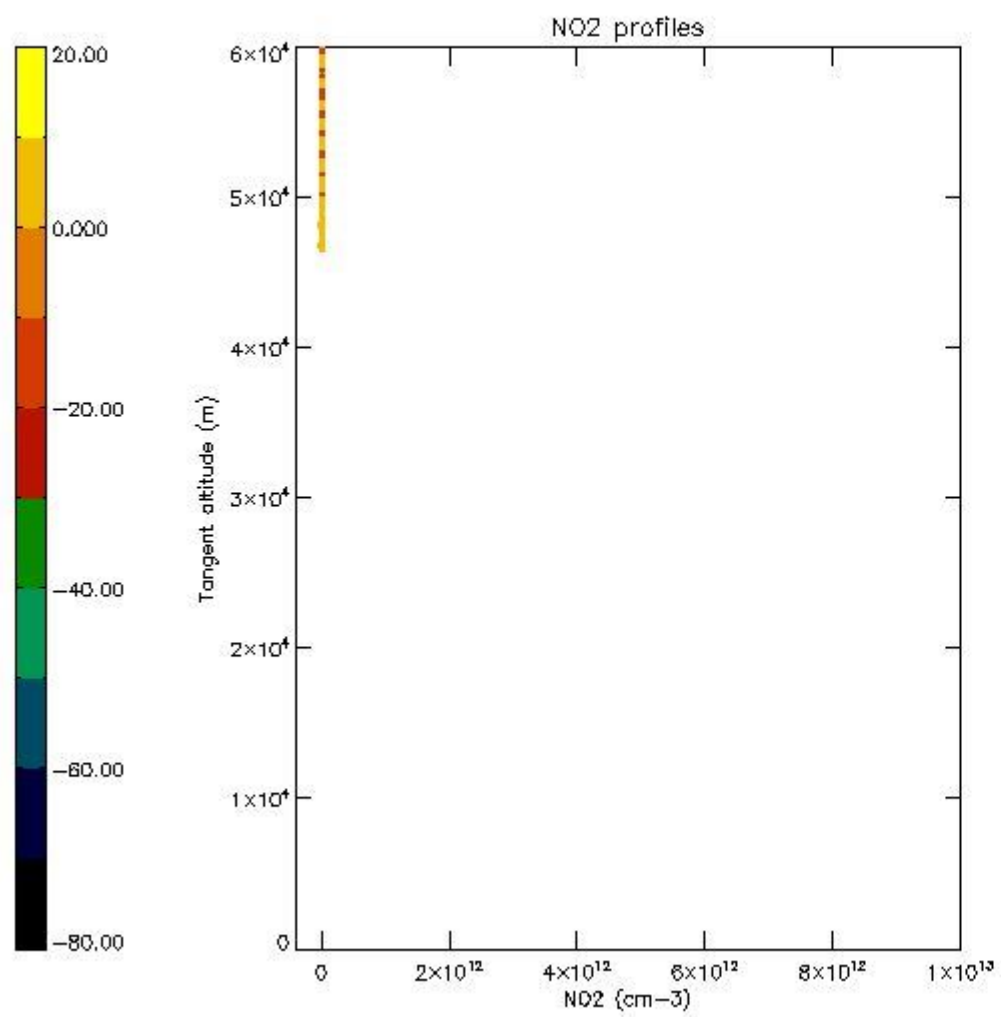


5.5 Plot ozone profiles where STD < 5% (dark without errors)

The colorbar represents the latitude.

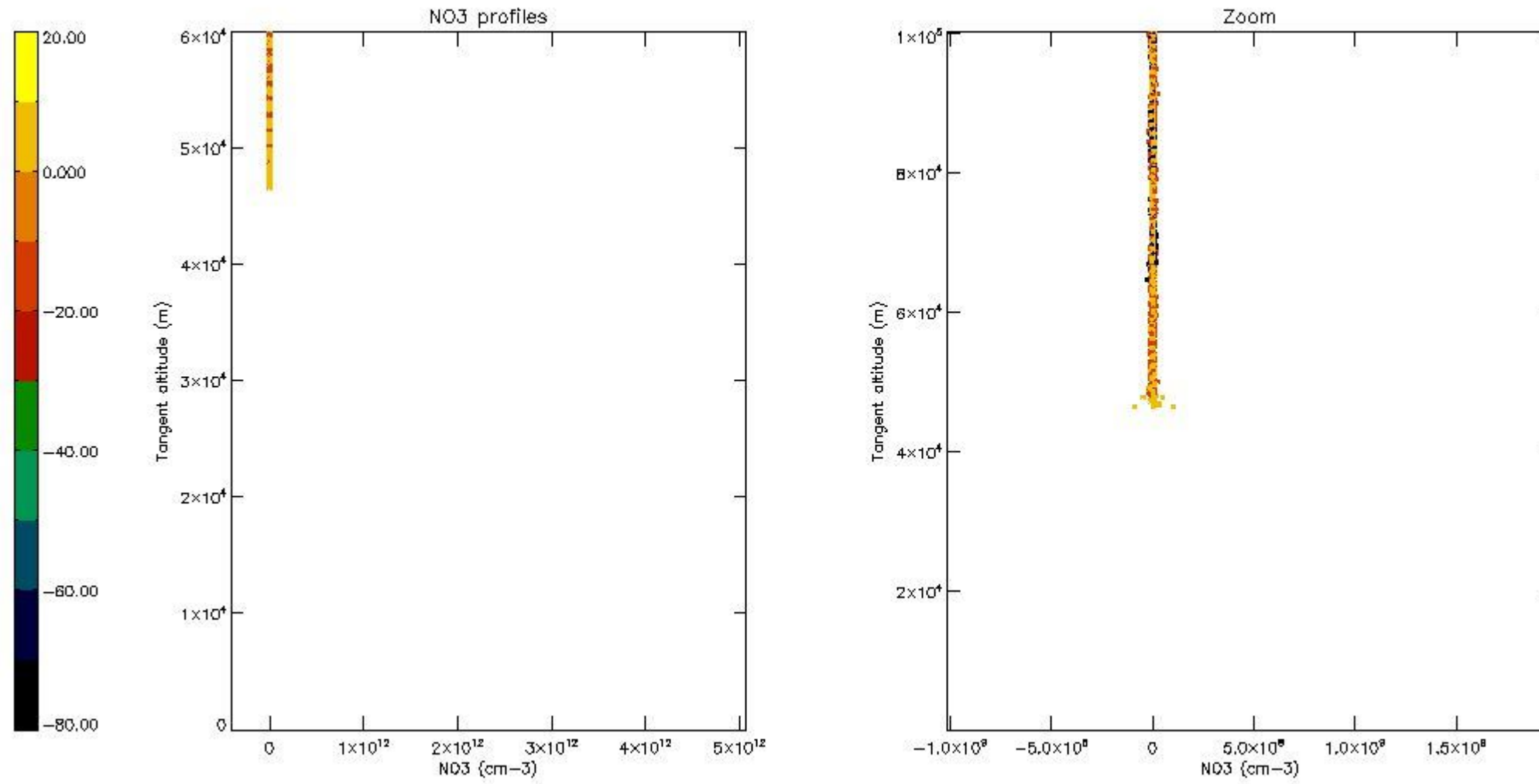
5.6 Plot NO2 profiles for all STD (dark without errors)

The colorbar represents the latitude.



5.7 Plot NO3 profiles for all STD (dark without errors)

The colorbar represents the latitude.



6. Auxiliary Data Files used for the production reported in section 2

The number reported in the third column indicates since which file (see list in section 2) the corresponding auxiliary file has been used. The fourth column is the date of those product files.

| Type | Auxiliary Filename | Used since product | Used since product date |
|---------------------------|---|--------------------|-------------------------|
| INST_PHYS_CHARACTERISTICS | GOM_INS_AXVIEC20091111_143220_20030716_120000_20500101_000000 | 1 | 22-JUN-2009 00:12:12 |
| LEVEL-2_PROC_CONFIG | GOM_PR2_AXVIEC20091111_152718_20020301_000000_20500101_000000 | 1 | 22-JUN-2009 00:12:12 |
| CROSS_SECTIONS_FILE | GOM_CRS_AXVIEC20091111_154832_20020301_000000_20500101_000000 | 1 | 22-JUN-2009 00:12:12 |

GOMOS Level 2 Daily Report

SUMMARY

[1. General Info](#)

[2. Summary of processed GOM_NL_2P products](#)

[3. Level 2 Quality information per product](#)

[3.1 Plot of level 2 quality information per product \(time dependant\)](#)

[3.2 Plot of level 2 quality information per product \(world map\)](#)

[4. Level 1 Quality information per product \(stored on level 2 products\)](#)

[4.1 Plot of level 1 quality information per product \(time dependant\)](#)

[4.1.1 Plot of level 1 quality information per product \(time dependant\): ASCENDING](#)

[4.1.2 Plot of level 1 quality information per product \(time dependant\): DESCENDING](#)

[4.2 Plot of level 1 quality information per product \(world map\)](#)

[4.2.1 Plot of level 1 quality information per product \(world map\): ASCENDING](#)

[4.2.2 Plot of level 1 quality information per product \(world map\): DESCENDING](#)

[5. Ozone profiles based on quality statistics and other trace gas profiles](#)

[5.1 Ozone statistics based on quality of products](#)

[5.2 Plot ozone profiles for all STD \(dark without errors\)](#)

[5.3 Plot ozone profiles where STD < 20% \(dark without errors\)](#)

[5.4. Plot ozone profiles where STD < 10% \(dark without errors\)](#)

[5.5. Plot ozone profiles where STD < 5% \(dark without errors\)](#)

[5.6 Plot NO2 profiles for all STD \(dark without errors\)](#)

[5.7 Plot NO3 profiles for all STD \(dark without errors\)](#)

[5.8 Plot H2O profiles \(only for occultations of stars 1,2,3,4,13,14,16,26,63 dark without errors\) for all STD](#)

[6. Auxiliary Data Files used for the production reported in section 2](#)

This report presents the daily analysis on parameters extracted from GOMOS level 2 data (GOM_NL__2P).
 It is intended to monitor some important parameters that will impact the quality of these products.
 A list of level 2 products (and content) that have arrived during the reporting day to the PCF is also given.

| Item | Value |
|---------------------------|---------------------------------|
| Time of report generation | 26APR2013 10:20:30 |
| Data source version | GOMOS/6.01 |
| Start time of products | 22-06-2009 (22JUN2009 00:00:00) |
| Stop time of products | 23-06-2009 (23JUN2009 00:00:00) |
| Store outputs in DB | Yes |
| Nb of level 2 prods | 197 |
| Nb of prods with errors | 0 |

2. Summary of processed GOM_NL__2P products.

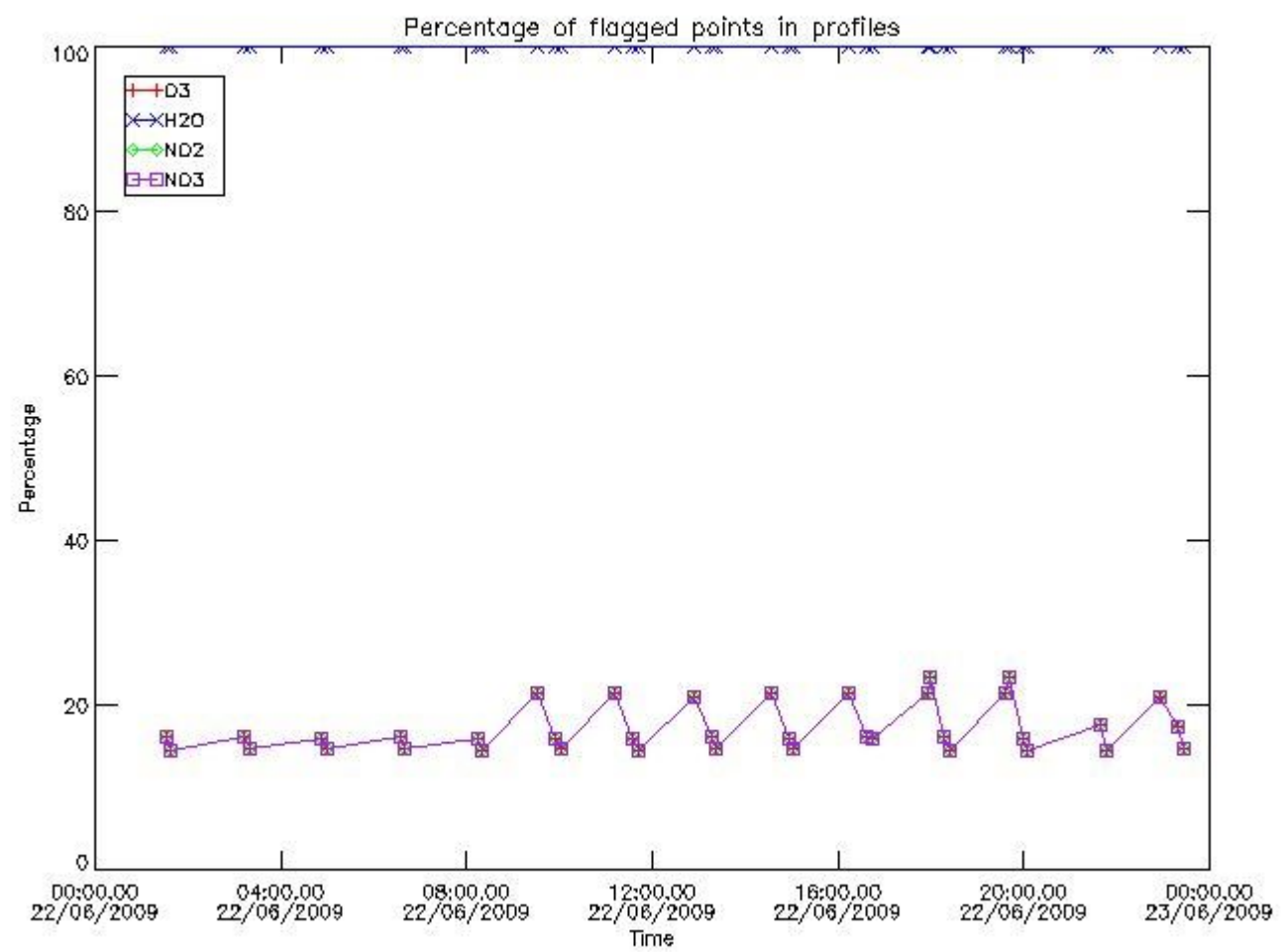
| Nr | Filename | UTC Start time | Limb | Duration | Star Id | Star Name | Star Mag | Star Temp | Nb Meas | Orbit | Prod. error |
|----|--|----------------------|------------|----------|---------|-----------|----------|-----------|---------|-------|-------------|
| 1 | GOM_NL__2PRFIN20090622_001212_000000282080_00088_38218_4958.N1 | 22-JUN-2009 00:12:12 | Twilight | 28.000 | 38 | 20Eps Sgr | 1.8360 | 11000. | 56 | 38218 | No |
| 2 | GOM_NL__2PRFIN20090622_001338_000000292080_00088_38218_4959.N1 | 22-JUN-2009 00:13:38 | Twilight | 28.500 | 116 | 19Del Sgr | 2.7000 | 4100.0 | 57 | 38218 | No |
| 3 | GOM_NL__2PRFIN20090622_001840_000000262080_00088_38218_4960.N1 | 22-JUN-2009 00:18:40 | Twilight | 25.500 | 86 | 35Eta Oph | 2.4300 | 10200. | 51 | 38218 | No |
| 4 | GOM_NL__2PRFIN20090622_002447_000000292080_00088_38218_4961.N1 | 22-JUN-2009 00:24:47 | Bright | 29.000 | 126 | 60Bet Oph | 2.7700 | 4250.0 | 58 | 38218 | No |
| 5 | GOM_NL__2PRFIN20090622_002712_000000292080_00088_38218_4962.N1 | 22-JUN-2009 00:27:12 | Bright | 29.000 | 59 | 55Alp Oph | 2.0800 | 8900.0 | 58 | 38218 | No |
| 6 | GOM_NL__2PRFIN20090622_003854_000000282080_00088_38218_4963.N1 | 22-JUN-2009 00:38:54 | Bright | 28.000 | 130 | 23Bet Dra | 2.7990 | 5800.0 | 56 | 38218 | No |
| 7 | GOM_NL__2PRFIN20090622_005611_000000252080_00088_38218_4964.N1 | 22-JUN-2009 00:56:11 | Twilight | 25.000 | 76 | 27Gam Cas | 2.3000 | 30000. | 50 | 38218 | No |
| 8 | GOM_NL__2PRFIN20090622_010247_000000232080_00088_38218_4965.N1 | 22-JUN-2009 01:02:47 | Twilight | 23.000 | 73 | 57Gam1And | 2.2600 | 13100. | 46 | 38218 | No |
| 9 | GOM_NL__2PRFIN20090622_010510_000000232080_00088_38218_4966.N1 | 22-JUN-2009 01:05:10 | Twilight | 22.500 | 173 | 4Bet Tri | 3.0040 | 8900.0 | 45 | 38218 | No |
| 10 | GOM_NL__2PRFIN20090622_010858_000000232080_00088_38218_4967.N1 | 22-JUN-2009 01:08:58 | Twilight | 23.000 | 50 | 13Alp Ari | 2.0070 | 4250.0 | 46 | 38218 | No |
| 11 | GOM_NL__2PRFIN20090622_013147_000000322080_00088_38218_4968.N1 | 22-JUN-2009 01:31:47 | Dark | 31.500 | 84 | Alp Phe | 2.3970 | 4500.0 | 63 | 38218 | No |
| 12 | GOM_NL__2PRFIN20090622_013813_000000352080_00089_38219_4967.N1 | 22-JUN-2009 01:38:13 | Dark | 35.000 | 63 | Bet Gru | 2.1500 | 2800.0 | 70 | 38219 | No |
| 13 | GOM_NL__2PRFIN20090622_014015_000000352080_00089_38219_4968.N1 | 22-JUN-2009 01:40:15 | Straylight | 35.000 | 31 | Alp Gru | 1.7340 | 15200. | 70 | 38219 | No |
| 14 | GOM_NL__2PRFIN20090622_015248_000000282080_00089_38219_4969.N1 | 22-JUN-2009 01:52:48 | Twilight | 28.000 | 38 | 20Eps Sgr | 1.8360 | 11000. | 56 | 38219 | No |
| 15 | GOM_NL__2PRFIN20090622_015414_000000282080_00089_38219_4970.N1 | 22-JUN-2009 01:54:14 | Twilight | 28.000 | 116 | 19Del Sgr | 2.7000 | 4100.0 | 56 | 38219 | No |
| 16 | GOM_NL__2PRFIN20090622_015916_000000262080_00089_38219_4971.N1 | 22-JUN-2009 01:59:16 | Twilight | 25.500 | 86 | 35Eta Oph | 2.4300 | 10200. | 51 | 38219 | No |
| 17 | GOM_NL__2PRFIN20090622_020522_000000292080_00089_38219_4972.N1 | 22-JUN-2009 02:05:22 | Twilight | 29.000 | 126 | 60Bet Oph | 2.7700 | 4250.0 | 58 | 38219 | No |
| 18 | GOM_NL__2PRFIN20090622_020748_000000292080_00089_38219_4973.N1 | 22-JUN-2009 02:07:48 | Bright | 29.000 | 59 | 55Alp Oph | 2.0800 | 8900.0 | 58 | 38219 | No |
| 19 | GOM_NL__2PRFIN20090622_021300_000000262080_00089_38219_4974.N1 | 22-JUN-2009 02:13:00 | Bright | 26.000 | 133 | 40Zet Her | 2.8070 | 6000.0 | 52 | 38219 | No |
| 20 | GOM_NL__2PRFIN20090622_021929_000000282080_00089_38219_4975.N1 | 22-JUN-2009 02:19:29 | Bright | 28.000 | 130 | 23Bet Dra | 2.7990 | 5800.0 | 56 | 38219 | No |
| 21 | GOM_NL__2PRFIN20090622_023646_000000262080_00089_38219_4976.N1 | 22-JUN-2009 02:36:46 | Twilight | 25.500 | 76 | 27Gam Cas | 2.3000 | 30000. | 51 | 38219 | No |
| 22 | GOM_NL__2PRFIN20090622_023957_000000212080_00089_38219_4977.N1 | 22-JUN-2009 02:39:57 | Twilight | 21.000 | 160 | 23Gam Per | 2.9300 | 4700.0 | 42 | 38219 | No |
| 23 | GOM_NL__2PRFIN20090622_024546_000000232080_00089_38219_4978.N1 | 22-JUN-2009 02:45:46 | Twilight | 23.000 | 173 | 4Bet Tri | 3.0040 | 8900.0 | 46 | 38219 | No |
| 24 | GOM_NL__2PRFIN20090622_024934_000000242080_00089_38219_4979.N1 | 22-JUN-2009 02:49:34 | Twilight | 23.500 | 50 | 13Alp Ari | 2.0070 | 4250.0 | 47 | 38219 | No |
| 25 | GOM_NL__2PRFIN20090622_031224_000000322080_00089_38219_4980.N1 | 22-JUN-2009 03:12:24 | Dark | 31.500 | 84 | Alp Phe | 2.3970 | 4500.0 | 63 | 38219 | No |
| 26 | GOM_NL__2PRFIN20090622_031850_000000352080_00090_38220_4981.N1 | 22-JUN-2009 03:18:50 | Dark | 34.500 | 63 | Bet Gru | 2.1500 | 2800.0 | 69 | 38220 | No |
| 27 | GOM_NL__2PRFIN20090622_032052_000000352080_00090_38220_4982.N1 | 22-JUN-2009 03:20:52 | Straylight | 34.500 | 31 | Alp Gru | 1.7340 | 15200. | 69 | 38220 | No |
| 28 | GOM_NL__2PRFIN20090622_032407_000000292080_00090_38220_4983.N1 | 22-JUN-2009 03:24:07 | Straylight | 28.500 | 45 | Alp Pav | 1.9400 | 26000. | 57 | 38220 | No |
| 29 | GOM_NL__2PRFIN20090622_033325_000000282080_00090_38220_4984.N1 | 22-JUN-2009 03:33:25 | Twilight | 27.500 | 38 | 20Eps Sgr | 1.8360 | 11000. | 55 | 38220 | No |
| 30 | GOM_NL__2PRFIN20090622_033450_000000292080_00090_38220_4985.N1 | 22-JUN-2009 03:34:50 | Twilight | 28.500 | 116 | 19Del Sgr | 2.7000 | 4100.0 | 57 | 38220 | No |
| 31 | GOM_NL__2PRFIN20090622_033952_000000262080_00090_38220_4986.N1 | 22-JUN-2009 03:39:52 | Twilight | 25.500 | 86 | 35Eta Oph | 2.4300 | 10200. | 51 | 38220 | No |
| 32 | GOM_NL__2PRFIN20090622_034558_000000292080_00090_38220_4987.N1 | 22-JUN-2009 03:45:58 | Twilight | 28.500 | 126 | 60Bet Oph | 2.7700 | 4250.0 | 57 | 38220 | No |
| 33 | GOM_NL__2PRFIN20090622_034824_000000292080_00090_38220_4988.N1 | 22-JUN-2009 03:48:24 | Bright | 29.000 | 59 | 55Alp Oph | 2.0800 | 8900.0 | 58 | 38220 | No |
| 34 | GOM_NL__2PRFIN20090622_040005_000000282080_00090_38220_4989.N1 | 22-JUN-2009 04:00:05 | Bright | 27.500 | 130 | 23Bet Dra | 2.7990 | 5800.0 | 55 | 38220 | No |
| 35 | GOM_NL__2PRFIN20090622_041722_000000252080_00090_38220_4990.N1 | 22-JUN-2009 04:17:22 | Twilight | 24.500 | 76 | 27Gam Cas | 2.3000 | 30000. | 49 | 38220 | No |
| 36 | GOM_NL__2PRFIN20090622_042358_000000232080_00090_38220_4991.N1 | 22-JUN-2009 04:23:58 | Twilight | 23.000 | 73 | 57Gam1And | 2.2600 | 13100. | 46 | 38220 | No |
| 37 | GOM_NL__2PRFIN20090622_042622_000000232080_00090_38220_4992.N1 | 22-JUN-2009 04:26:22 | Twilight | 22.500 | 173 | 4Bet Tri | 3.0040 | 8900.0 | 45 | 38220 | No |
| 38 | GOM_NL__2PRFIN20090622_043010_000000242080_00090_38220_4993.N1 | 22-JUN-2009 04:30:10 | Twilight | 24.000 | 50 | 13Alp Ari | 2.0070 | 4250.0 | 48 | 38220 | No |
| 39 | GOM_NL__2PRFIN20090622_045300_000000322080_00090_38220_4994.N1 | 22-JUN-2009 04:53:00 | Dark | 32.000 | 84 | Alp Phe | 2.3970 | 4500.0 | 64 | 38220 | No |
| 40 | GOM_NL__2PRFIN20090622_045927_000000352080_00091_38221_5029.N1 | 22-JUN-2009 04:59:27 | Dark | 34.500 | 63 | Bet Gru | 2.1500 | 2800.0 | 69 | 38221 | No |
| 41 | GOM_NL__2PRFIN20090622_050129_000000352080_00091_38221_5030.N1 | 22-JUN-2009 05:01:29 | Straylight | 34.500 | 31 | Alp Gru | 1.7340 | 15200. | 69 | 38221 | No |
| 42 | GOM_NL__2PRFIN20090622_051401_000000282080_00091_38221_5031.N1 | 22-JUN-2009 05:14:01 | Twilight | 27.500 | 38 | 20Eps Sgr | 1.8360 | 11000. | 55 | 38221 | No |

| | | | | | | | | | | | |
|-----|--|----------------------|------------|--------|-----|-----------|--------|--------|----|-------|----|
| 161 | GOM_NL__2PRFIN20090622_185121_000000292080_00099_38229_5154.N1 | 22-JUN-2009 18:51:21 | Twilight | 28.500 | 126 | 60Bet Oph | 2.7700 | 4250.0 | 57 | 38229 | No |
| 162 | GOM_NL__2PRFIN20090622_185346_000000282080_00099_38229_5155.N1 | 22-JUN-2009 18:53:46 | Bright | 28.000 | 59 | 55Alp Oph | 2.0800 | 8900.0 | 56 | 38229 | No |
| 163 | GOM_NL__2PRFIN20090622_185858_000000262080_00099_38229_5156.N1 | 22-JUN-2009 18:58:58 | Bright | 26.000 | 133 | 40Zet Her | 2.8070 | 6000.0 | 52 | 38229 | No |
| 164 | GOM_NL__2PRFIN20090622_190526_000000282080_00099_38229_5157.N1 | 22-JUN-2009 19:05:26 | Bright | 27.500 | 130 | 23Bet Dra | 2.7990 | 5800.0 | 55 | 38229 | No |
| 165 | GOM_NL__2PRFIN20090622_192243_000000252080_00099_38229_5158.N1 | 22-JUN-2009 19:22:43 | Twilight | 25.000 | 76 | 27Gam Cas | 2.3000 | 30000. | 50 | 38229 | No |
| 166 | GOM_NL__2PRFIN20090622_192556_000000212080_00099_38229_5159.N1 | 22-JUN-2009 19:25:56 | Twilight | 21.000 | 160 | 23Gam Per | 2.9300 | 4700.0 | 42 | 38229 | No |
| 167 | GOM_NL__2PRFIN20090622_192922_000000232080_00099_38229_5160.N1 | 22-JUN-2009 19:29:22 | Twilight | 23.000 | 73 | 57Gam1And | 2.2600 | 13100. | 46 | 38229 | No |
| 168 | GOM_NL__2PRFIN20090622_193146_000000232080_00099_38229_5161.N1 | 22-JUN-2009 19:31:46 | Twilight | 23.000 | 173 | 4Bet Tri | 3.0040 | 8900.0 | 46 | 38229 | No |
| 169 | GOM_NL__2PRFIN20090622_193536_000000242080_00099_38229_5162.N1 | 22-JUN-2009 19:35:36 | Dark | 24.000 | 50 | 13Alp Ari | 2.0070 | 4250.0 | 48 | 38229 | No |
| 170 | GOM_NL__2PRFIN20090622_194026_000000222080_00099_38229_5163.N1 | 22-JUN-2009 19:40:26 | Dark | 22.000 | 94 | 92Alp Cet | 2.5260 | 3100.0 | 44 | 38229 | No |
| 171 | GOM_NL__2PRFIN20090622_195832_000000322080_00099_38229_5164.N1 | 22-JUN-2009 19:58:32 | Dark | 32.000 | 84 | Alp Phe | 2.3970 | 4500.0 | 64 | 38229 | No |
| 172 | GOM_NL__2PRFIN20090622_200459_000000352080_00100_38230_5164.N1 | 22-JUN-2009 20:04:59 | Dark | 35.000 | 63 | Bet Gru | 2.1500 | 2800.0 | 70 | 38230 | No |
| 173 | GOM_NL__2PRFIN20090622_200701_000000352080_00100_38230_5165.N1 | 22-JUN-2009 20:07:01 | Straylight | 34.500 | 31 | Alp Gru | 1.7340 | 15200. | 69 | 38230 | No |
| 174 | GOM_NL__2PRFIN20090622_201011_000000282080_00100_38230_5166.N1 | 22-JUN-2009 20:10:11 | Straylight | 28.000 | 45 | Alp Pav | 1.9400 | 26000. | 56 | 38230 | No |
| 175 | GOM_NL__2PRFIN20090622_213909_000000322080_00100_38230_5167.N1 | 22-JUN-2009 21:39:09 | Dark | 32.000 | 84 | Alp Phe | 2.3970 | 4500.0 | 64 | 38230 | No |
| 176 | GOM_NL__2PRFIN20090622_214536_000000352080_00101_38231_5198.N1 | 22-JUN-2009 21:45:36 | Dark | 35.000 | 63 | Bet Gru | 2.1500 | 2800.0 | 70 | 38231 | No |
| 177 | GOM_NL__2PRFIN20090622_214738_000000352080_00101_38231_5199.N1 | 22-JUN-2009 21:47:38 | Straylight | 34.500 | 31 | Alp Gru | 1.7340 | 15200. | 69 | 38231 | No |
| 178 | GOM_NL__2PRFIN20090622_220003_000000282080_00101_38231_5200.N1 | 22-JUN-2009 22:00:03 | Twilight | 27.500 | 38 | 20Eps Sgr | 1.8360 | 11000. | 55 | 38231 | No |
| 179 | GOM_NL__2PRFIN20090622_220129_000000282080_00101_38231_5201.N1 | 22-JUN-2009 22:01:29 | Twilight | 28.000 | 116 | 19Del Sgr | 2.7000 | 4100.0 | 56 | 38231 | No |
| 180 | GOM_NL__2PRFIN20090622_220245_000000292080_00101_38231_5202.N1 | 22-JUN-2009 22:02:45 | Twilight | 28.500 | 137 | 22Lam Sgr | 2.8240 | 4400.0 | 57 | 38231 | No |
| 181 | GOM_NL__2PRFIN20090622_221232_000000292080_00101_38231_5203.N1 | 22-JUN-2009 22:12:32 | Twilight | 28.500 | 126 | 60Bet Oph | 2.7700 | 4250.0 | 57 | 38231 | No |
| 182 | GOM_NL__2PRFIN20090622_221457_000000292080_00101_38231_5204.N1 | 22-JUN-2009 22:14:57 | Bright | 28.500 | 59 | 55Alp Oph | 2.0800 | 8900.0 | 57 | 38231 | No |
| 183 | GOM_NL__2PRFIN20090622_222637_000000282080_00101_38231_5205.N1 | 22-JUN-2009 22:26:37 | Bright | 28.000 | 130 | 23Bet Dra | 2.7990 | 5800.0 | 56 | 38231 | No |
| 184 | GOM_NL__2PRFIN20090622_224354_000000262080_00101_38231_5206.N1 | 22-JUN-2009 22:43:54 | Twilight | 25.500 | 76 | 27Gam Cas | 2.3000 | 30000. | 51 | 38231 | No |
| 185 | GOM_NL__2PRFIN20090622_224708_000000212080_00101_38231_5207.N1 | 22-JUN-2009 22:47:08 | Twilight | 20.500 | 160 | 23Gam Per | 2.9300 | 4700.0 | 41 | 38231 | No |
| 186 | GOM_NL__2PRFIN20090622_225033_000000242080_00101_38231_5208.N1 | 22-JUN-2009 22:50:33 | Twilight | 23.500 | 73 | 57Gam1And | 2.2600 | 13100. | 47 | 38231 | No |
| 187 | GOM_NL__2PRFIN20090622_225258_000000242080_00101_38231_5209.N1 | 22-JUN-2009 22:52:58 | Twilight | 23.500 | 173 | 4Bet Tri | 3.0040 | 8900.0 | 47 | 38231 | No |
| 188 | GOM_NL__2PRFIN20090622_225648_000000252080_00101_38231_5210.N1 | 22-JUN-2009 22:56:48 | Dark | 24.500 | 50 | 13Alp Ari | 2.0070 | 4250.0 | 49 | 38231 | No |
| 189 | GOM_NL__2PRFIN20090622_231945_000000332080_00101_38231_5211.N1 | 22-JUN-2009 23:19:45 | Dark | 32.500 | 84 | Alp Phe | 2.3970 | 4500.0 | 65 | 38231 | No |
| 190 | GOM_NL__2PRFIN20090622_232613_000000352080_00102_38232_5214.N1 | 22-JUN-2009 23:26:13 | Dark | 34.500 | 63 | Bet Gru | 2.1500 | 2800.0 | 69 | 38232 | No |
| 191 | GOM_NL__2PRFIN20090622_232815_000000352080_00102_38232_5215.N1 | 22-JUN-2009 23:28:15 | Straylight | 34.500 | 31 | Alp Gru | 1.7340 | 15200. | 69 | 38232 | No |
| 192 | GOM_NL__2PRFIN20090622_233124_000000292080_00102_38232_5216.N1 | 22-JUN-2009 23:31:24 | Straylight | 28.500 | 45 | Alp Pav | 1.9400 | 26000. | 57 | 38232 | No |
| 193 | GOM_NL__2PRFIN20090622_234040_000000282080_00102_38232_5217.N1 | 22-JUN-2009 23:40:40 | Twilight | 27.500 | 38 | 20Eps Sgr | 1.8360 | 11000. | 55 | 38232 | No |
| 194 | GOM_NL__2PRFIN20090622_234205_000000282080_00102_38232_5218.N1 | 22-JUN-2009 23:42:05 | Twilight | 28.000 | 116 | 19Del Sgr | 2.7000 | 4100.0 | 56 | 38232 | No |
| 195 | GOM_NL__2PRFIN20090622_234321_000000292080_00102_38232_5219.N1 | 22-JUN-2009 23:43:21 | Twilight | 29.000 | 137 | 22Lam Sgr | 2.8240 | 4400.0 | 58 | 38232 | No |
| 196 | GOM_NL__2PRFIN20090622_235308_000000292080_00102_38232_5220.N1 | 22-JUN-2009 23:53:08 | Bright | 28.500 | 126 | 60Bet Oph | 2.7700 | 4250.0 | 57 | 38232 | No |
| 197 | GOM_NL__2PRFIN20090622_235533_000000292080_00102_38232_5221.N1 | 22-JUN-2009 23:55:33 | Bright | 28.500 | 59 | 55Alp Oph | 2.0800 | 8900.0 | 57 | 38232 | No |

3. Quality information per product

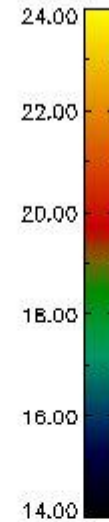
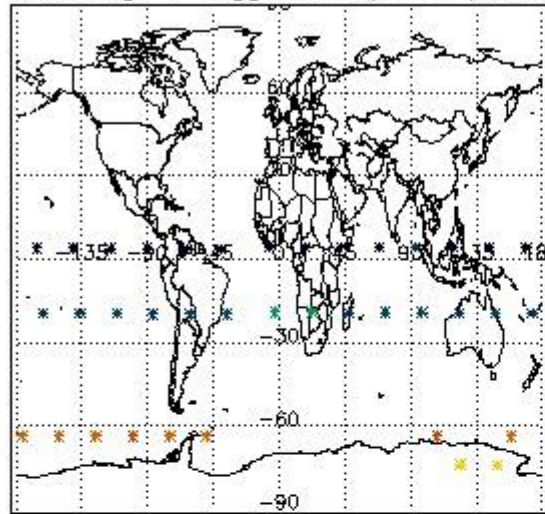
In this section it is plotted some information contained in the Quality Summary data set of the level 2 products. Only products in dark limb conditions and without errors (error flag in the MPH set to "0") are used.

3.1 Plot quality information per product (time dependant)

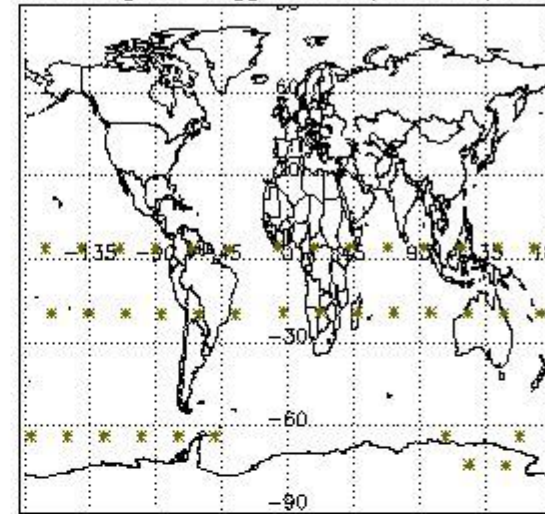


3.2 Plot quality information per product (world map)


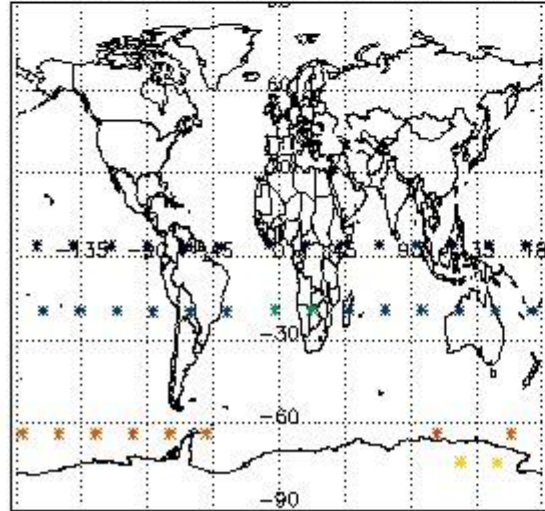
Percentage of flagged data per O3 profile



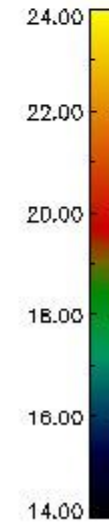
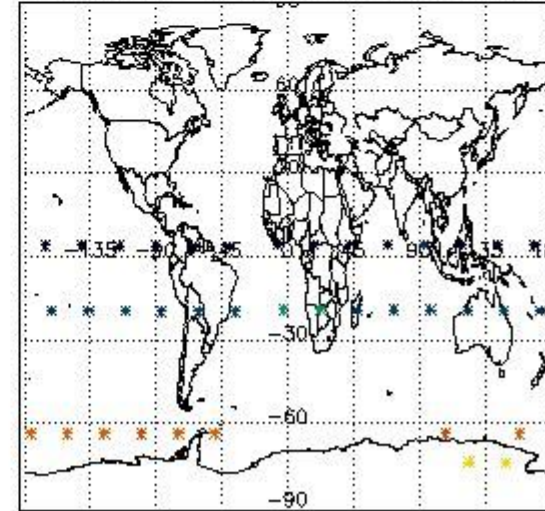
Percentage of flagged data per H2O profile



Percentage of flagged data per NO2 profile



Percentage of flagged data per NO3 profile

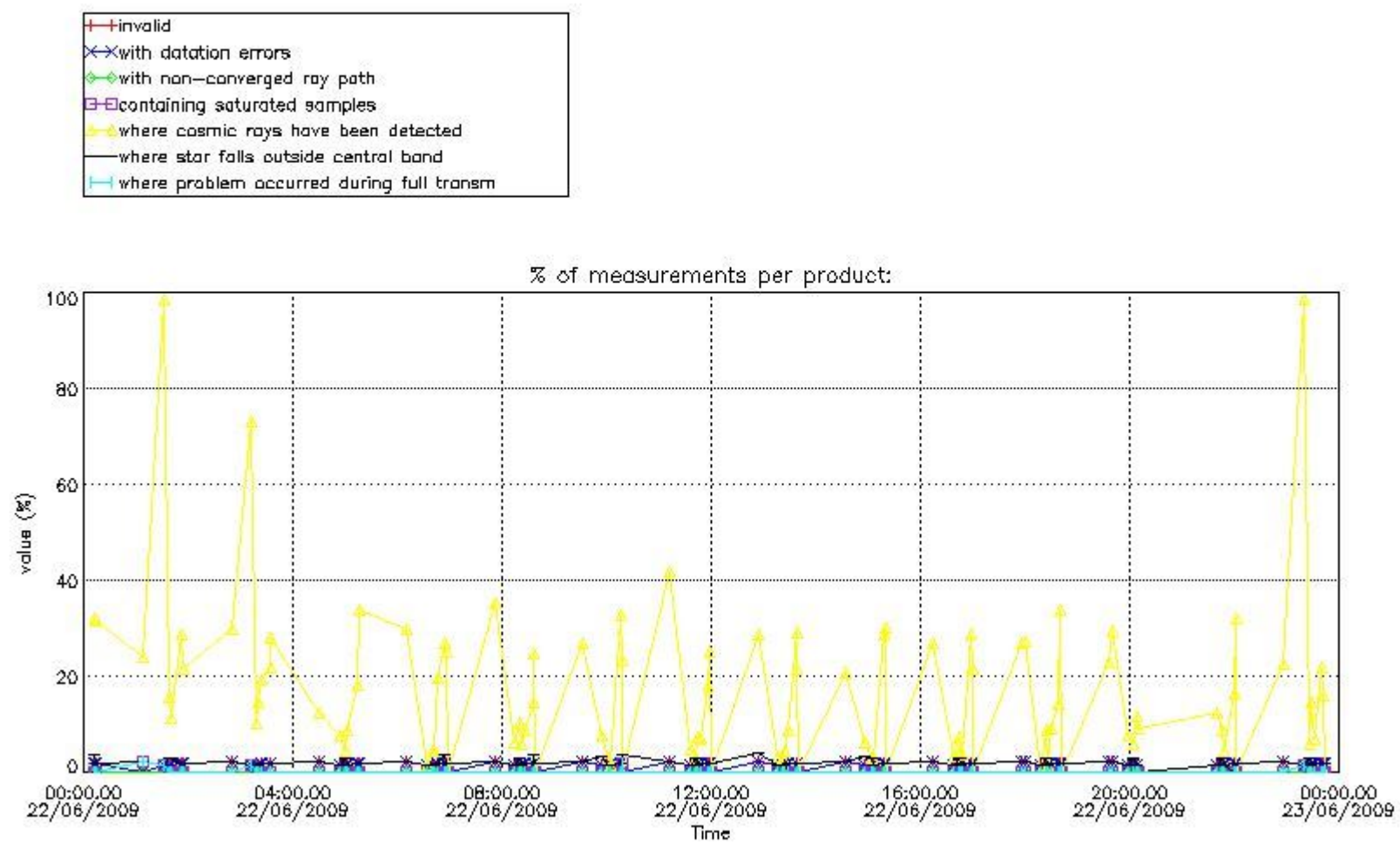


4. Level 1 quality information per product

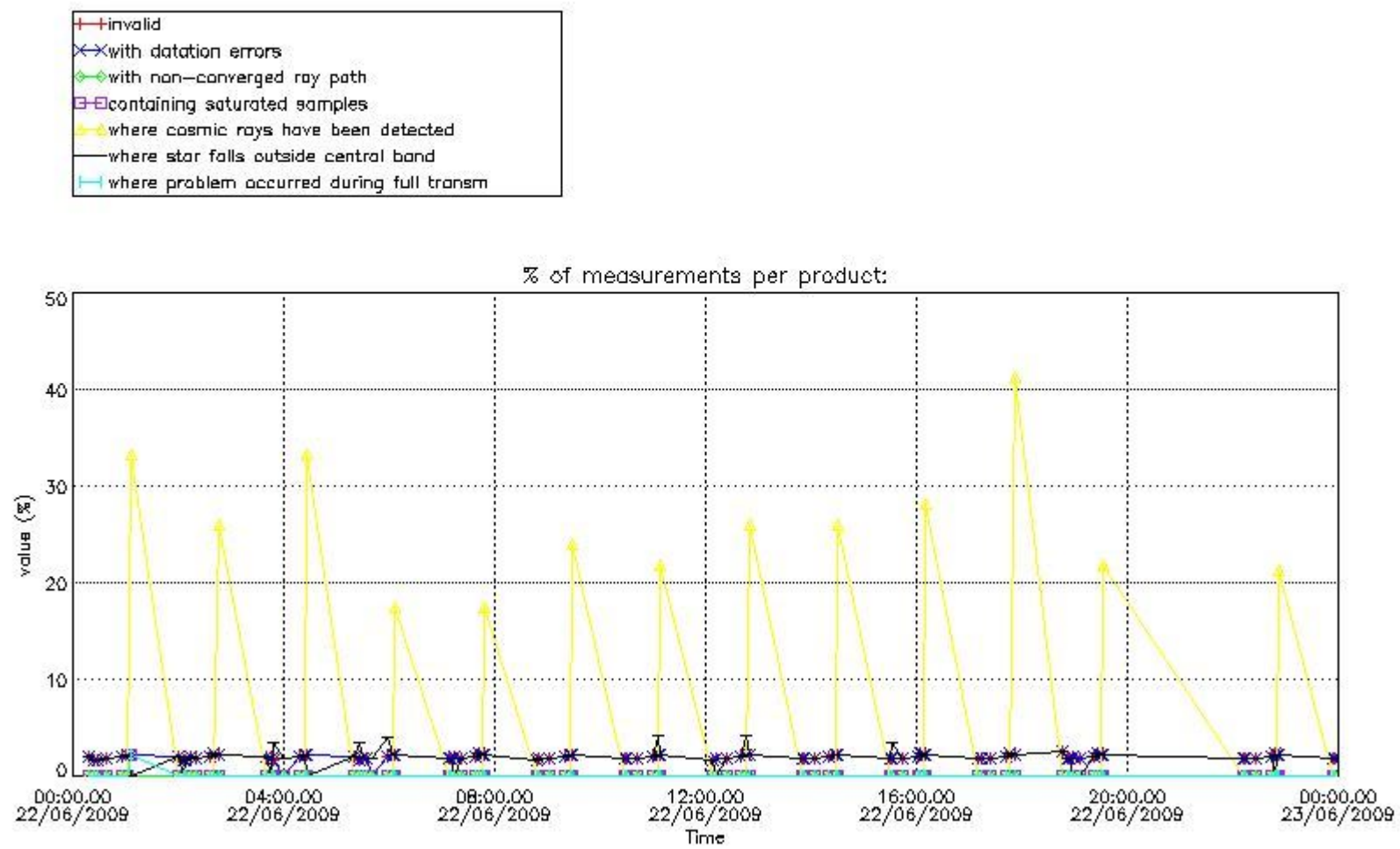
In this section it is plotted some information contained in the Quality Summary data set of the level 2 products that comes from the level 1b processing. Products without errors (error flag in the MPH set to "0") are used.

4.1 Plot quality information per product (time dependant) coming from level 1b processing

4.1.1 Plot level 1 quality information per product (time dependant): ENVISAT ASCENDING passes

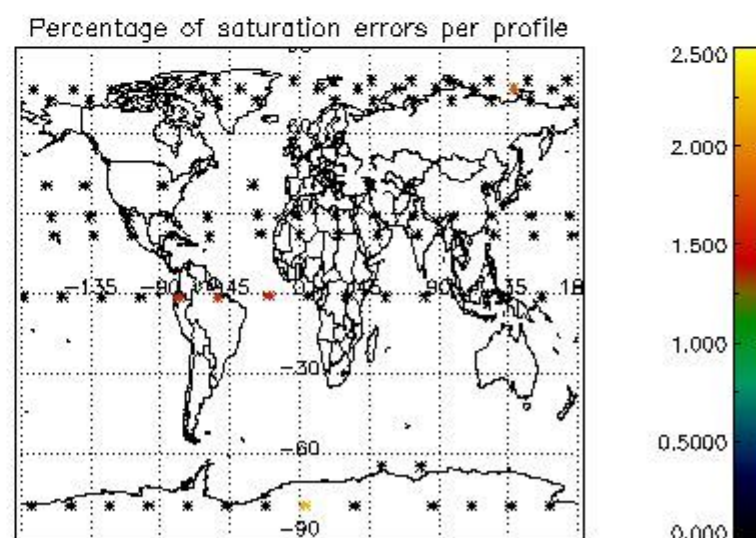
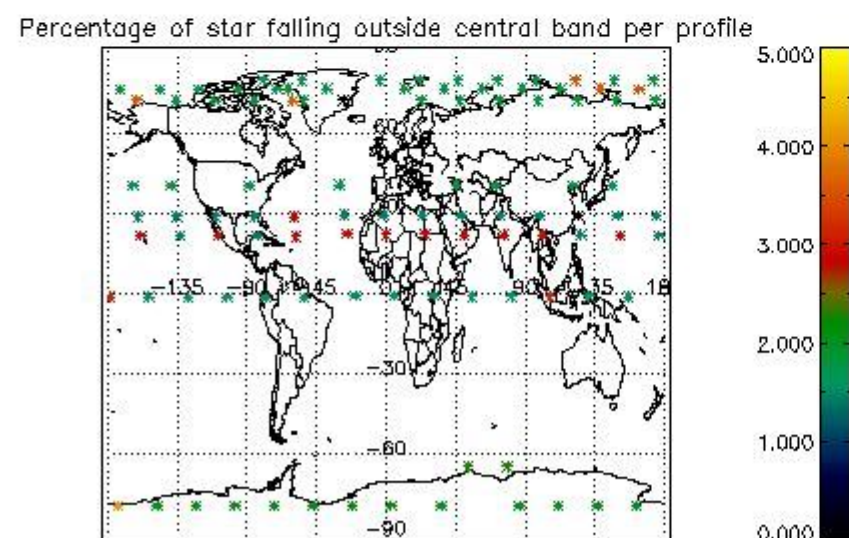
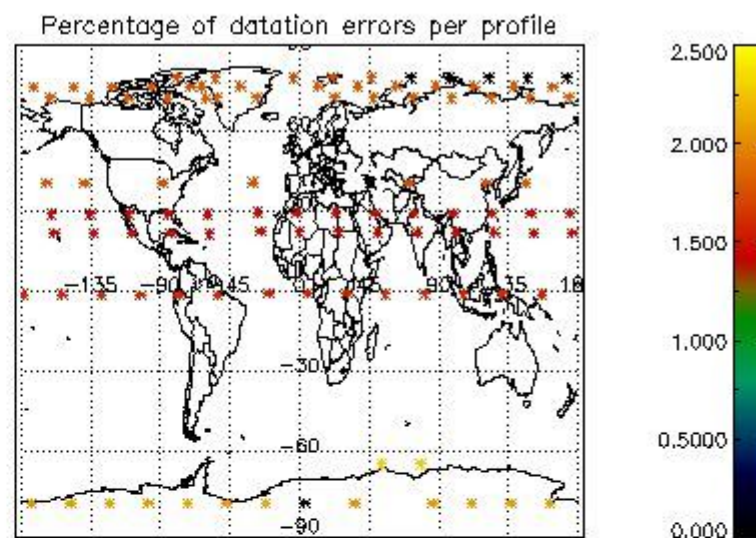
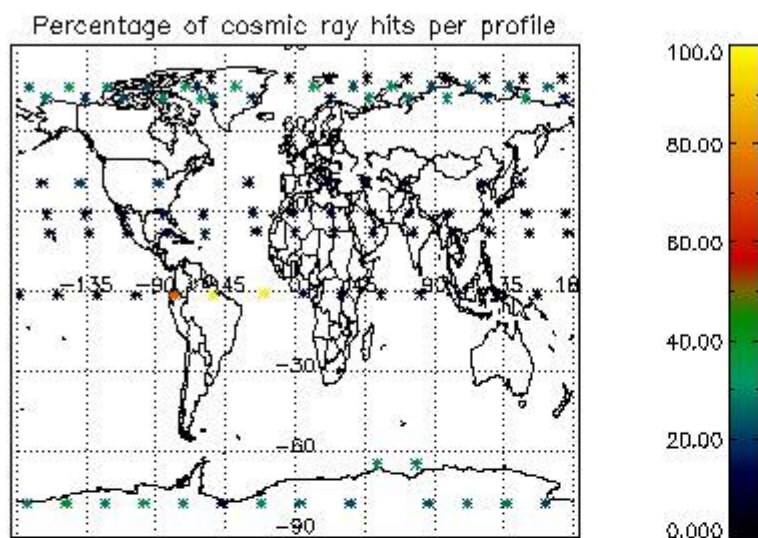


4.1.2 Plot level 1 quality information per product (time dependant): ENVI SAT DESCENDING passes

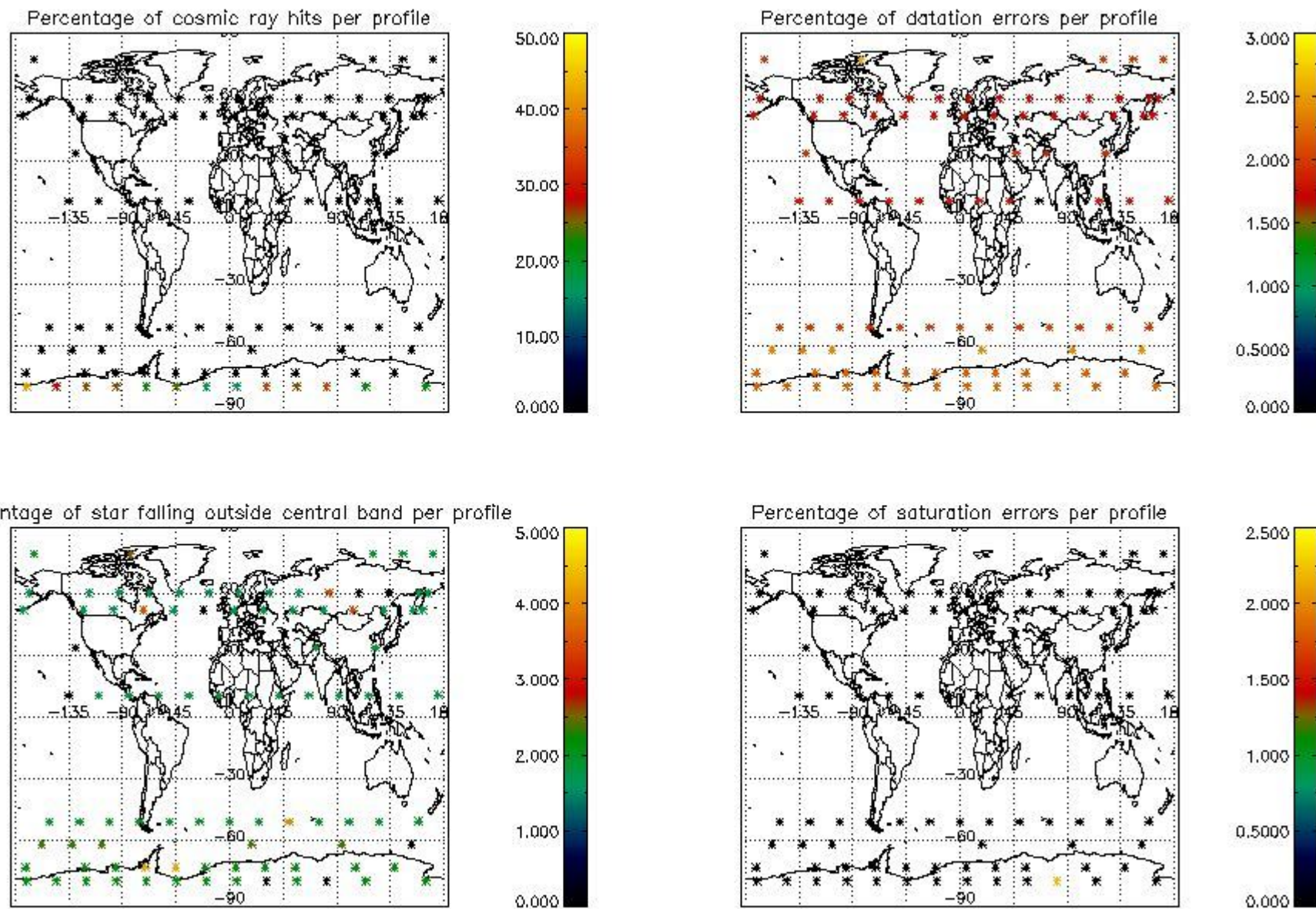


4.2 Plot quality information per product coming from level 1b processing (world map)

4.2.1 Plot level 1 quality information per product (world map): ENVISAT ASCENDING passes



4.2.2 Plot level 1 quality information per product (world map): ENVISAT DESCENDING passes



5. Trace gas profiles

5.1 Ozone statistics based on quality of products

The final quality of the products can be "measured" using the STD (Standard Deviation) attached to every point profile. This information is written to the parameter GOM_NL__2P/NL_LOCAL_SPECIES_DENSITY/o3_std of the level 2 products. The table below shows the statistics for given STD ranges.

The statistics are given with respect to the overall valid production:

- Products without fatal errors: GOM_NL__2P/MPH/PRODUCT_ERR=0
- Valid point profile: GOM_NL__2P/NL_LOCAL_SPECIES_DENSITY/pcd(0)=0

The 'Criteria' is applied to valid points of dark limb products:

- Products in dark limb illumination condition: GOM_NL__2P/NL_SUMMARY_QUALITY/obs_ill_cond=0
- Products without fatal errors: GOM_NL__2P/MPH/PRODUCT_ERR=0
- Valid point profile: GOM_NL__2P/NL_LOCAL_SPECIES_DENSITY/pcd(0)=0

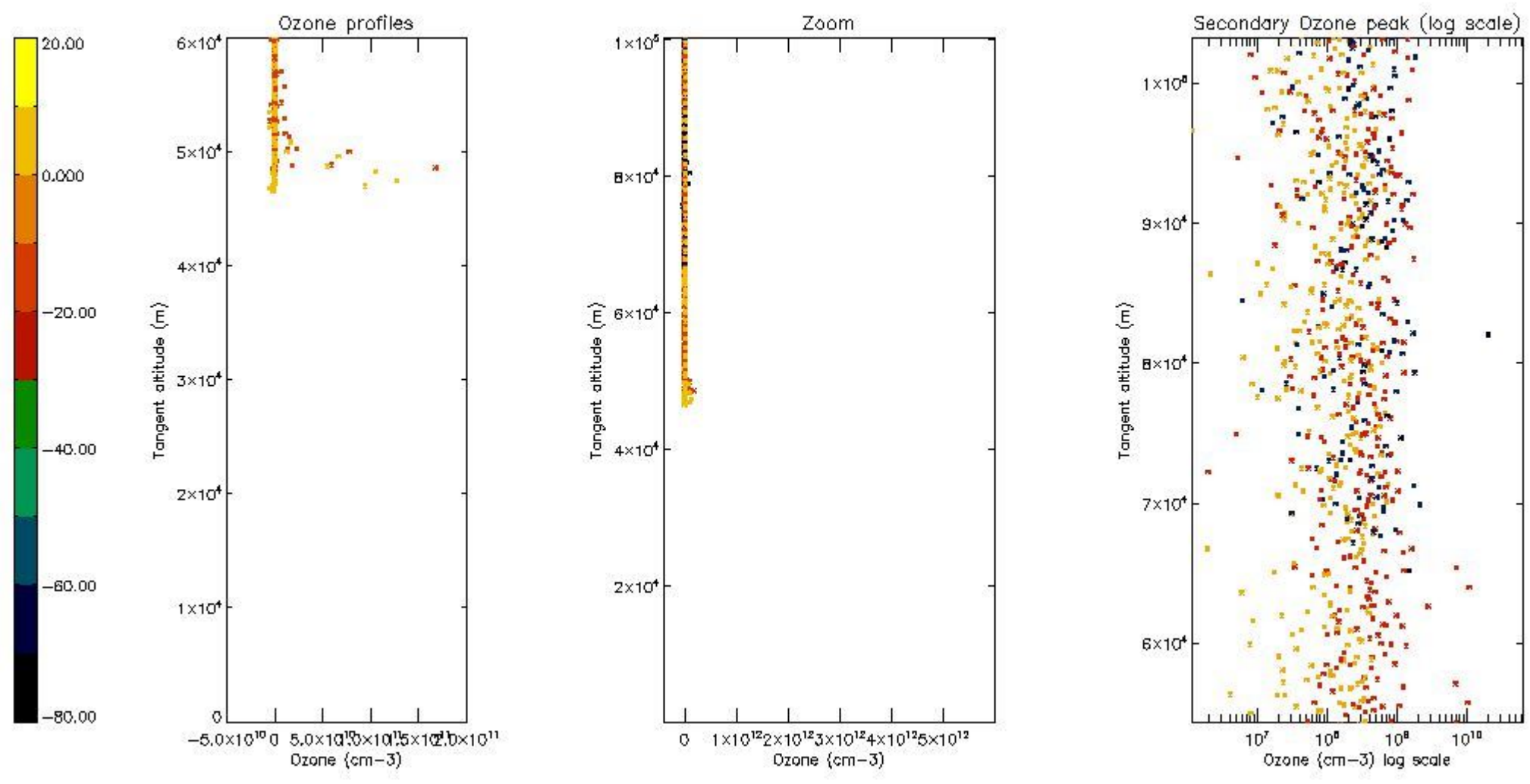
So, the table below shows the percentage of dark limb and valid observations for each criteria with respect to the overall valid daily observations.

| Criteria | % of total production |
|----------|-----------------------|
| All STD | 22.000 |
| STD < 20 | 0.0000 |

| | |
|----------|--------|
| STD < 10 | 0.0000 |
| STD < 5 | NaN |

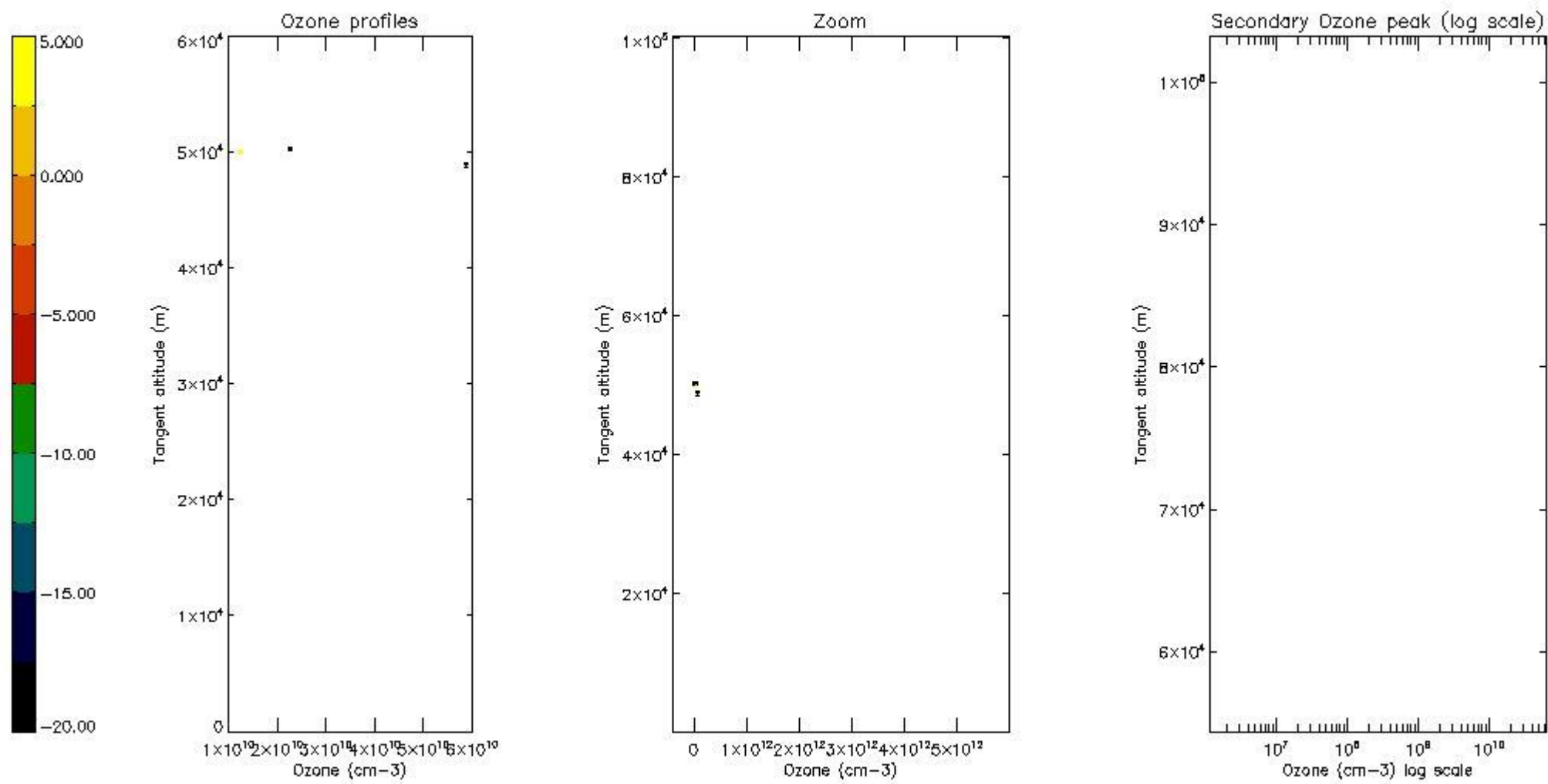
5.2 Plot ozone profiles for all STD (dark without errors)

The colorbar represents the latitude.



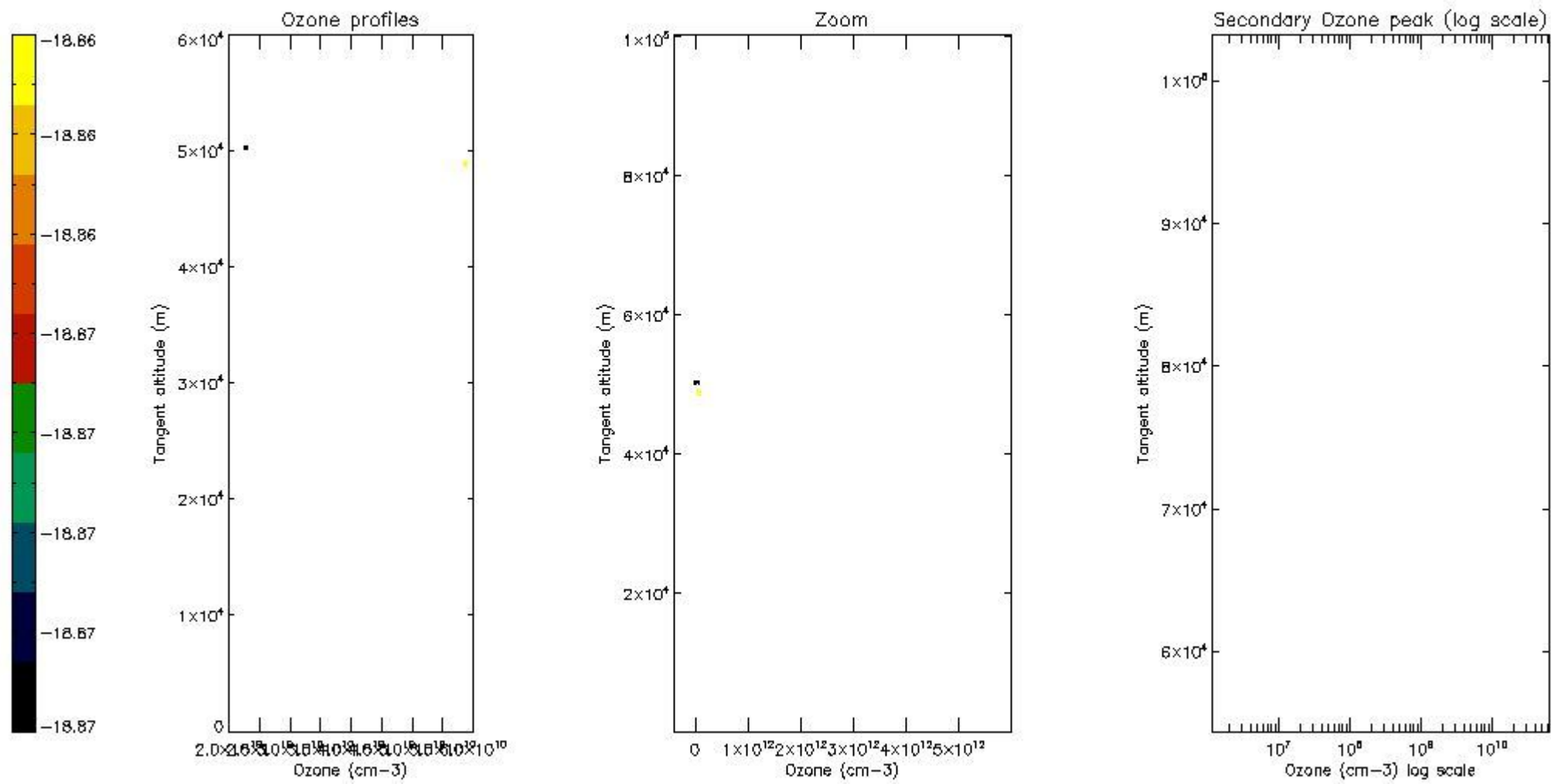
5.3 Plot ozone profiles where STD < 20% (dark without errors)

The colorbar represents the latitude.



5.4 Plot ozone profiles where STD < 10% (dark without errors)

The colorbar represents the latitude.

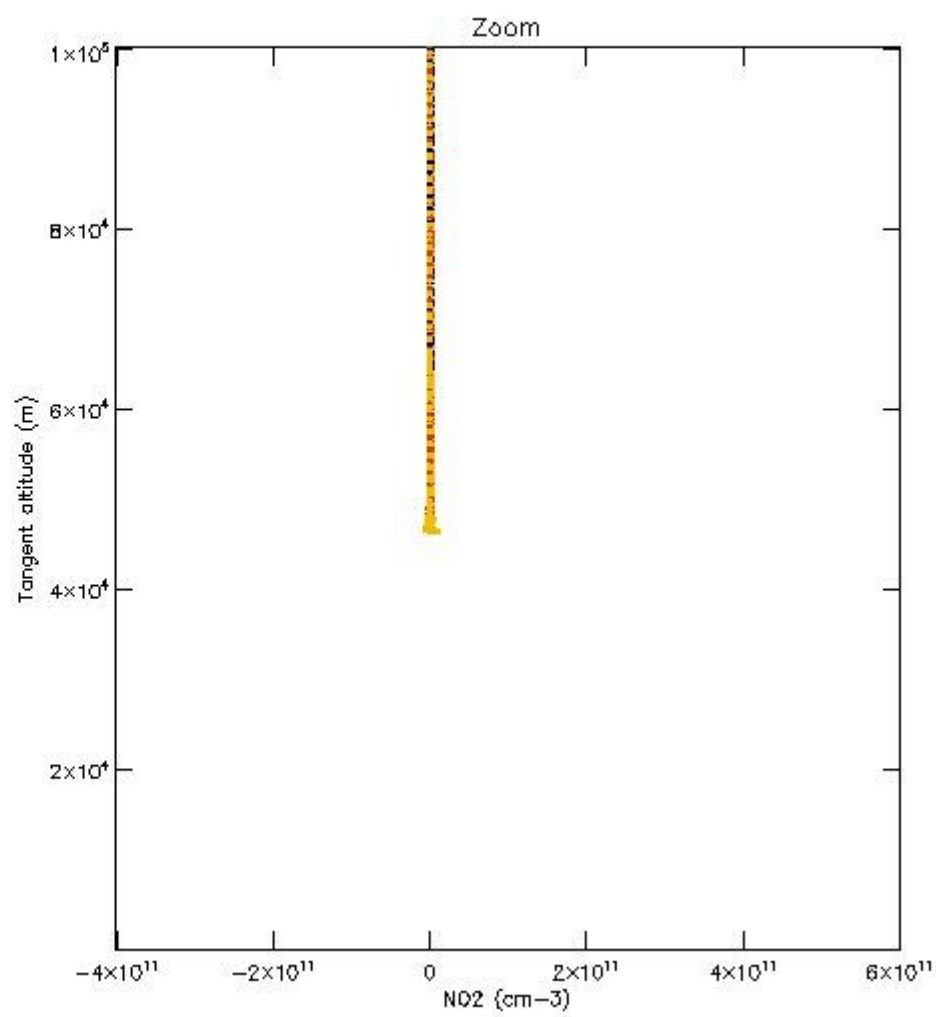
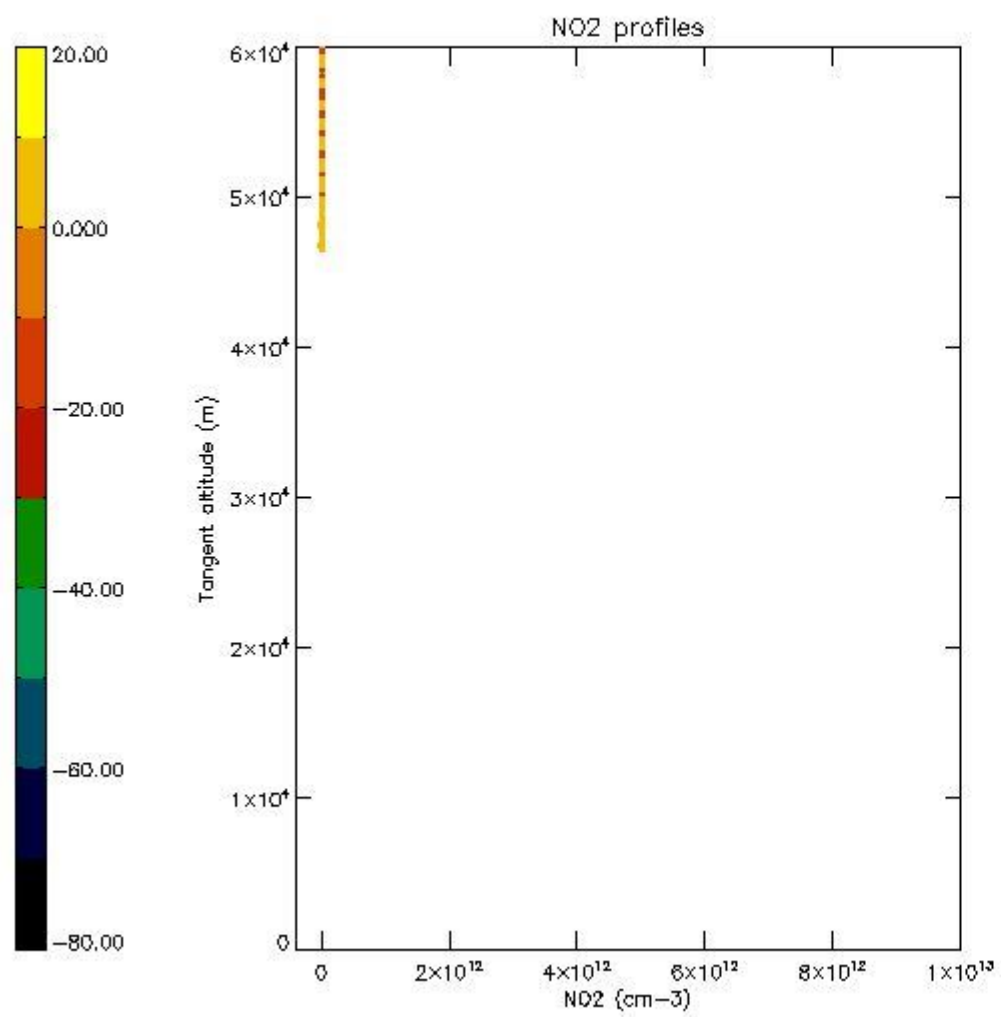


5.5 Plot ozone profiles where STD < 5% (dark without errors)

The colorbar represents the latitude.

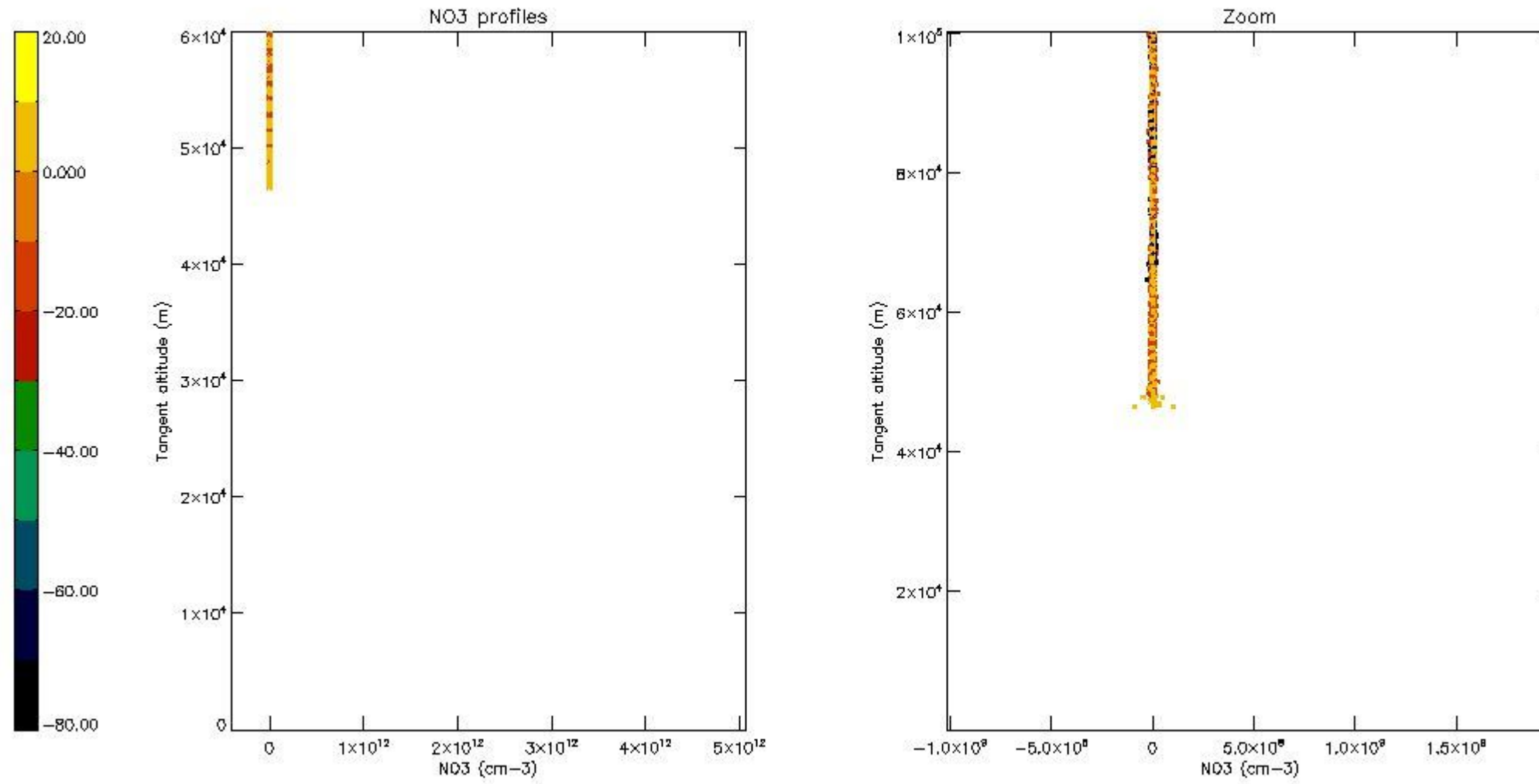
5.6 Plot NO2 profiles for all STD (dark without errors)

The colorbar represents the latitude.



5.7 Plot NO3 profiles for all STD (dark without errors)

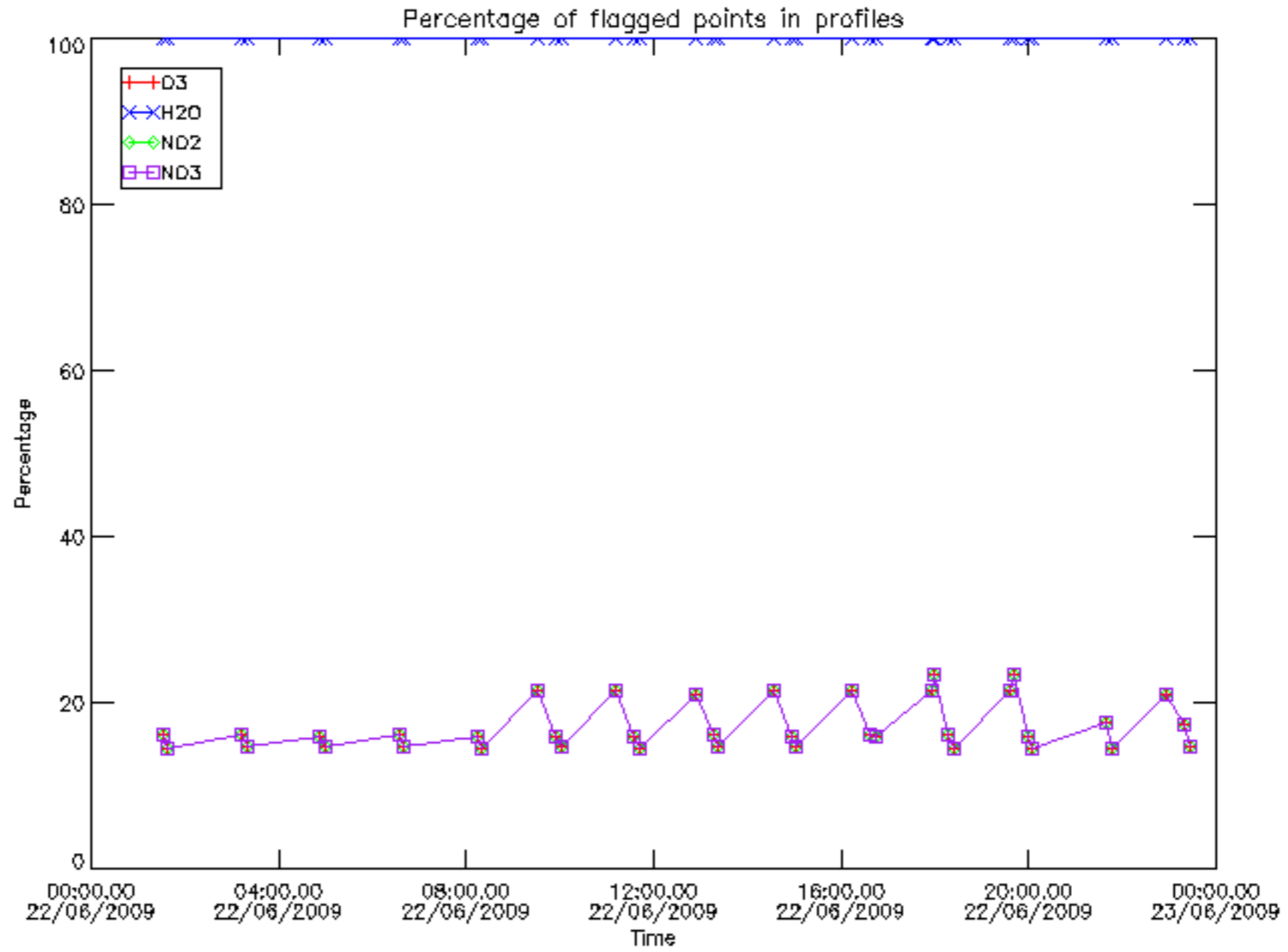
The colorbar represents the latitude.



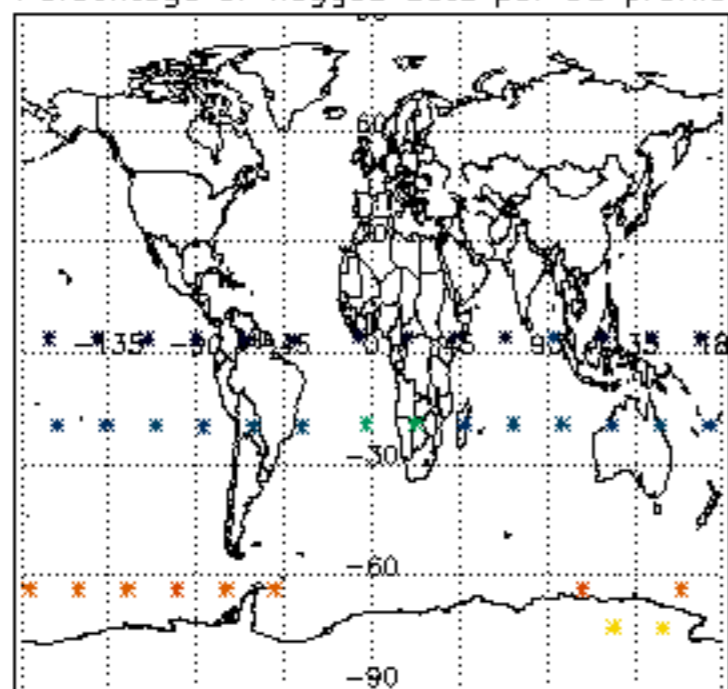
6. Auxiliary Data Files used for the production reported in section 2

The number reported in the third column indicates since which file (see list in section 2) the corresponding auxiliary file has been used. The fourth column is the date of those product files.

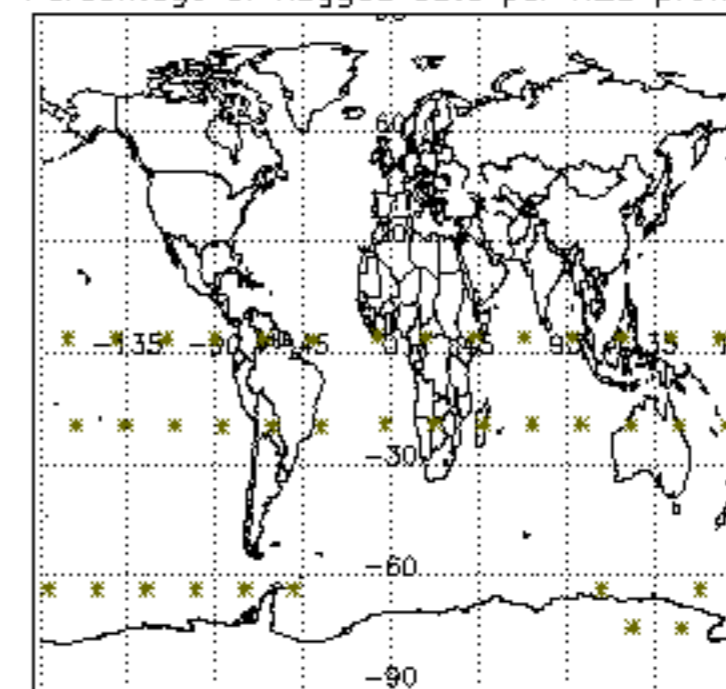
| Type | Auxiliary Filename | Used since product | Used since product date |
|---------------------------|---|--------------------|-------------------------|
| INST_PHYS_CHARACTERISTICS | GOM_INS_AXVIEC20091111_143220_20030716_120000_20500101_000000 | 1 | 22-JUN-2009 00:12:12 |
| LEVEL-2_PROC_CONFIG | GOM_PR2_AXVIEC20091111_152718_20020301_000000_20500101_000000 | 1 | 22-JUN-2009 00:12:12 |
| CROSS_SECTIONS_FILE | GOM_CRS_AXVIEC20091111_154832_20020301_000000_20500101_000000 | 1 | 22-JUN-2009 00:12:12 |



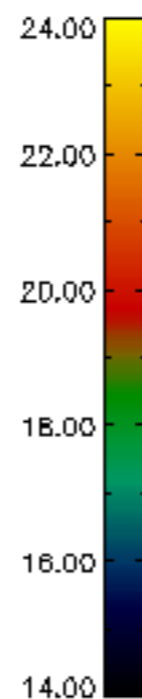
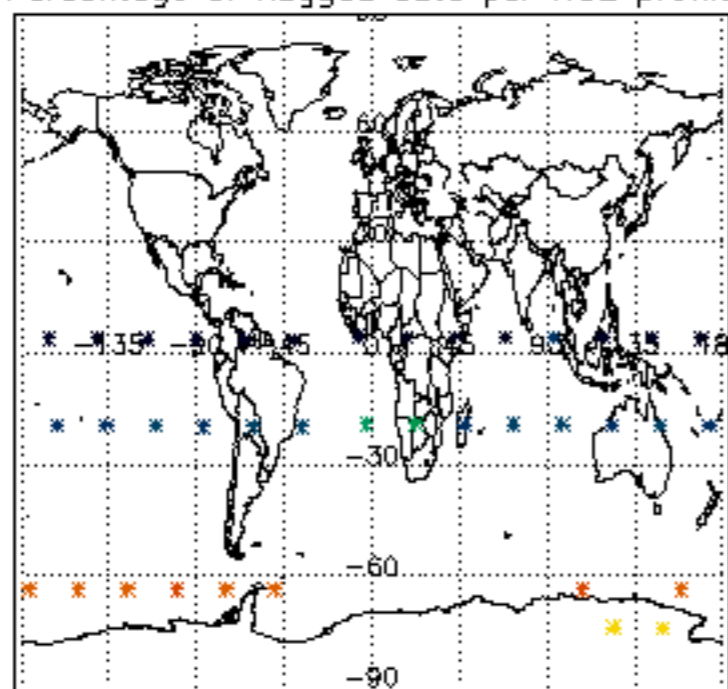
Percentage of flagged data per D3 profile



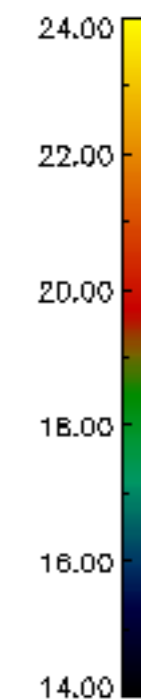
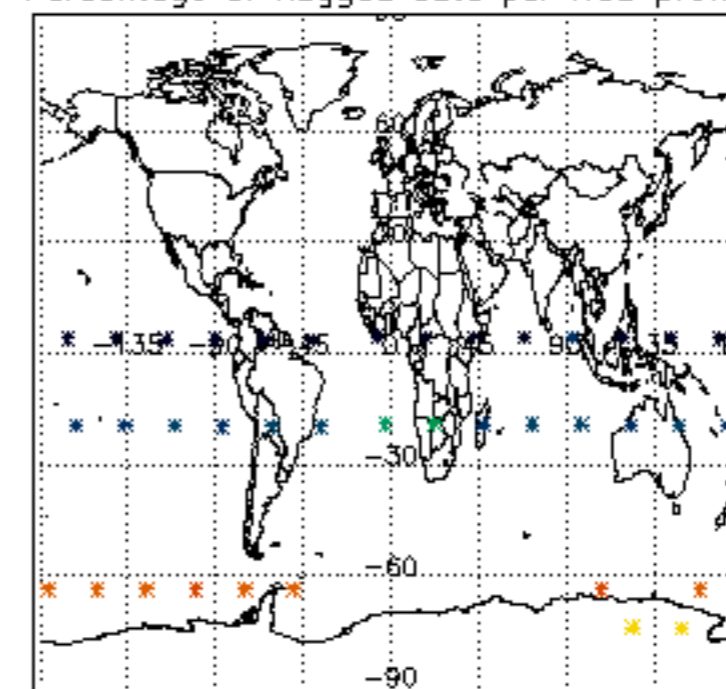
Percentage of flagged data per H2O profile

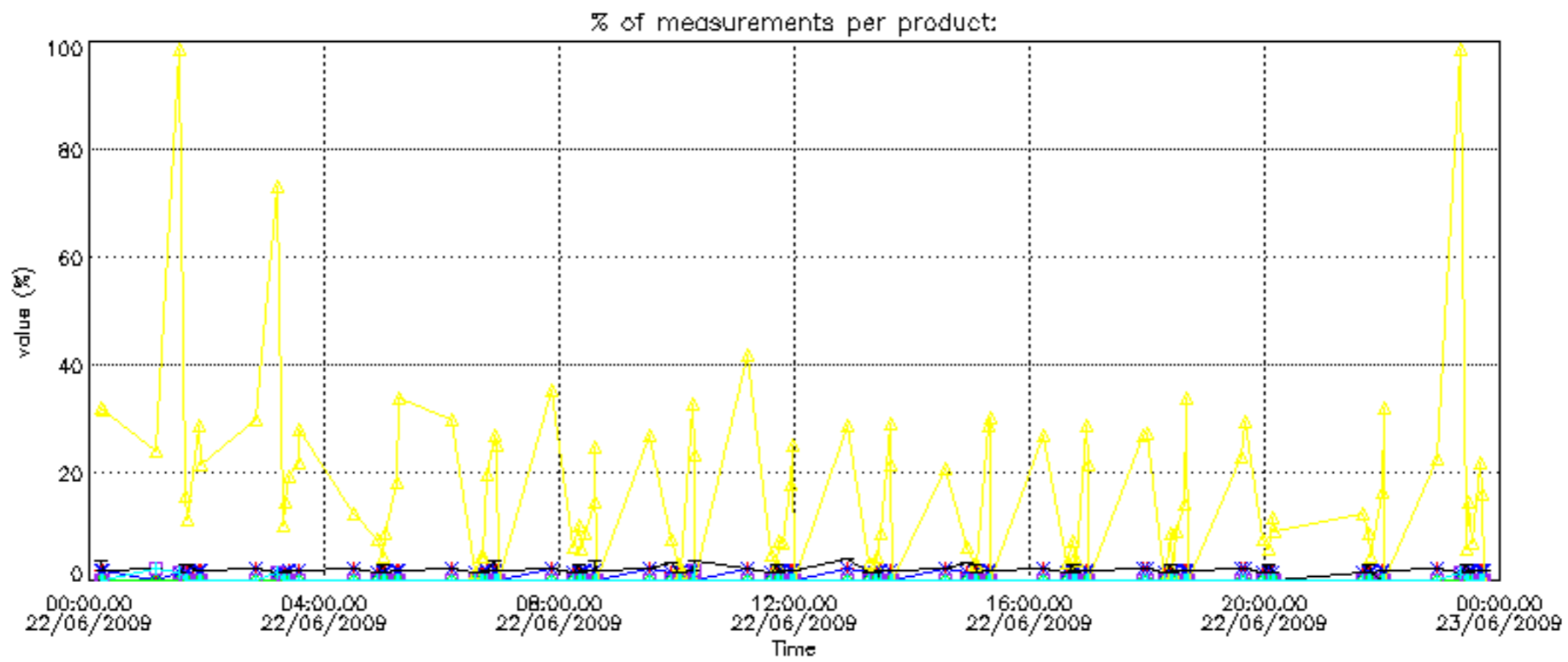


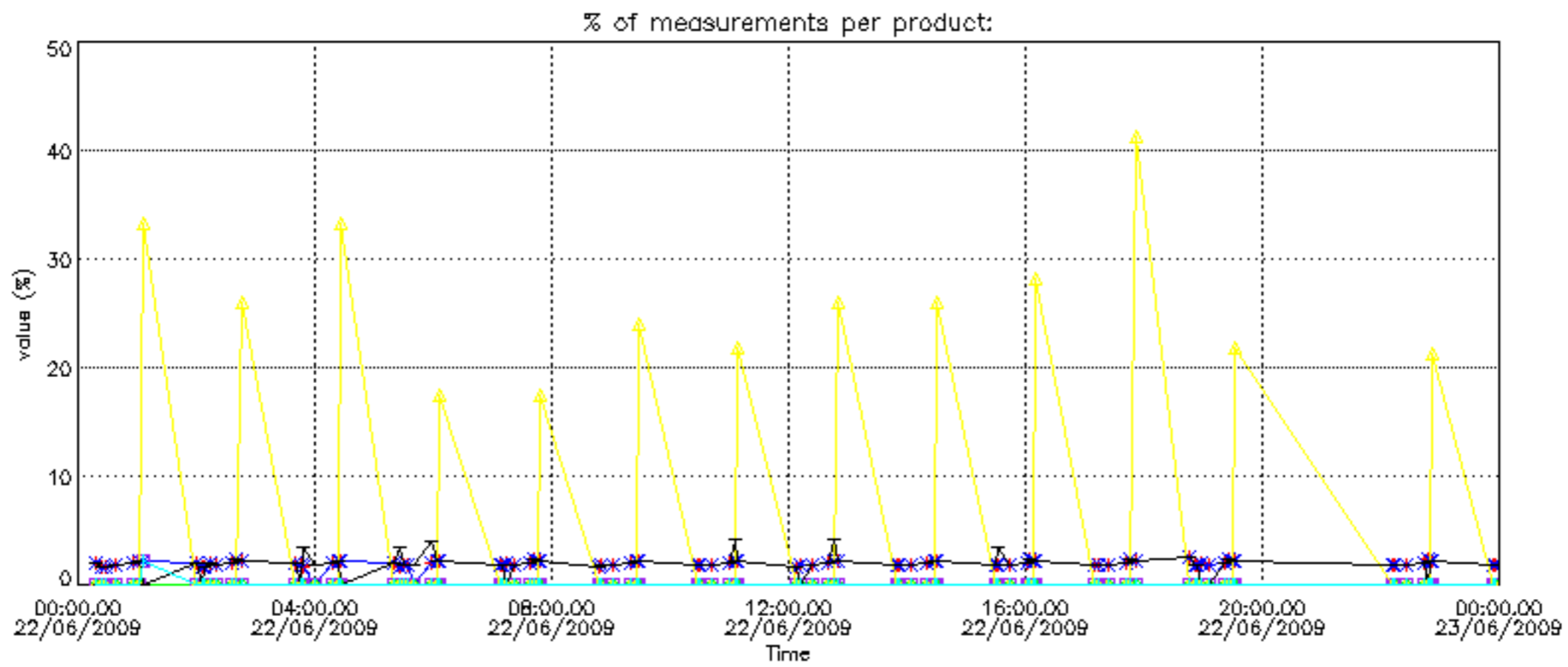
Percentage of flagged data per NO2 profile



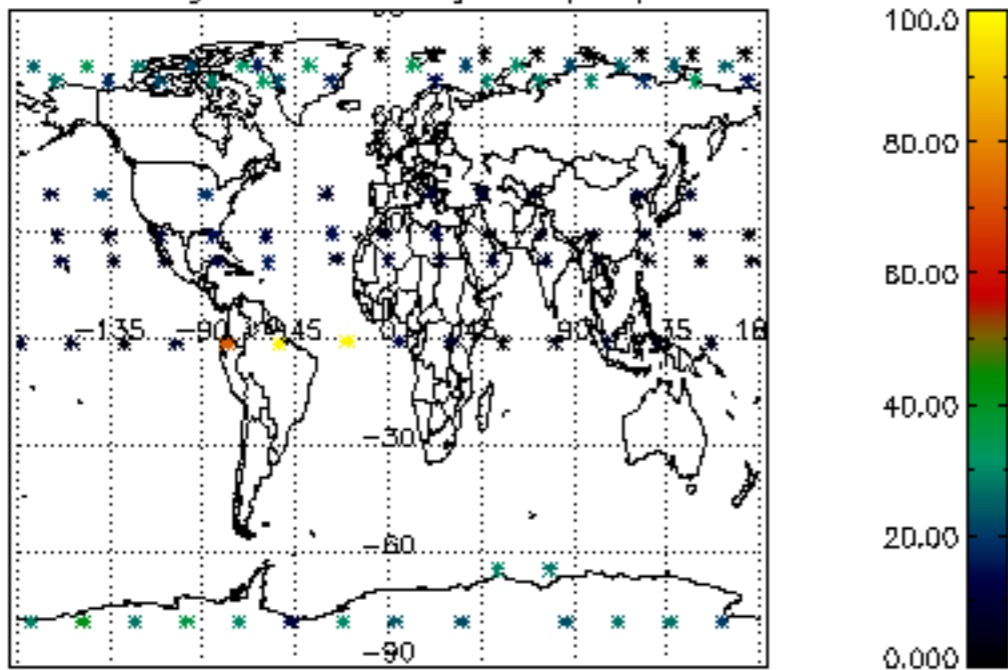
Percentage of flagged data per NO3 profile



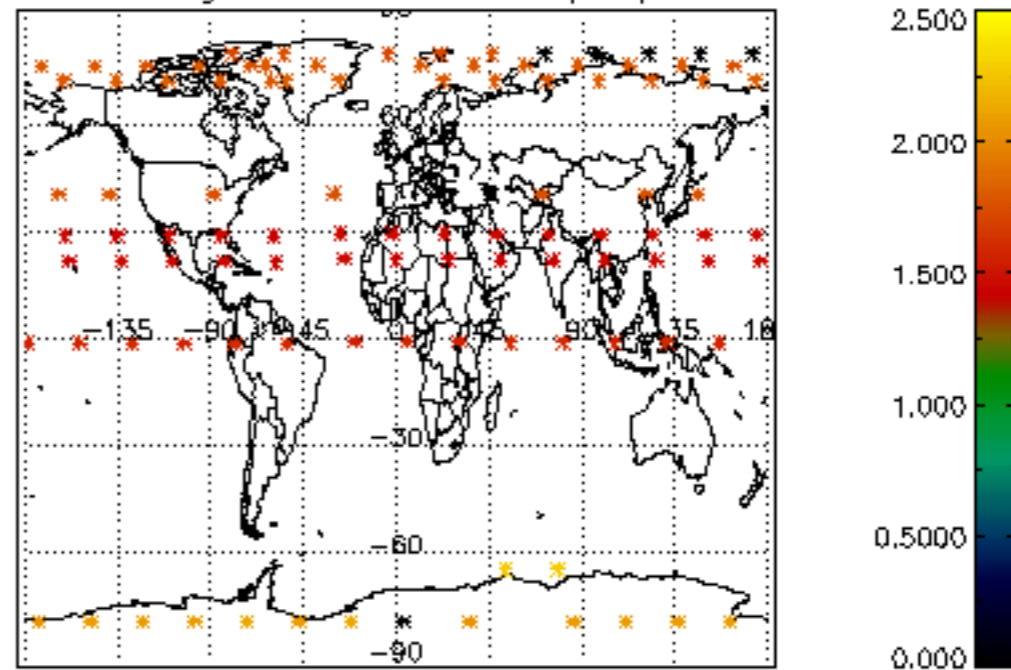




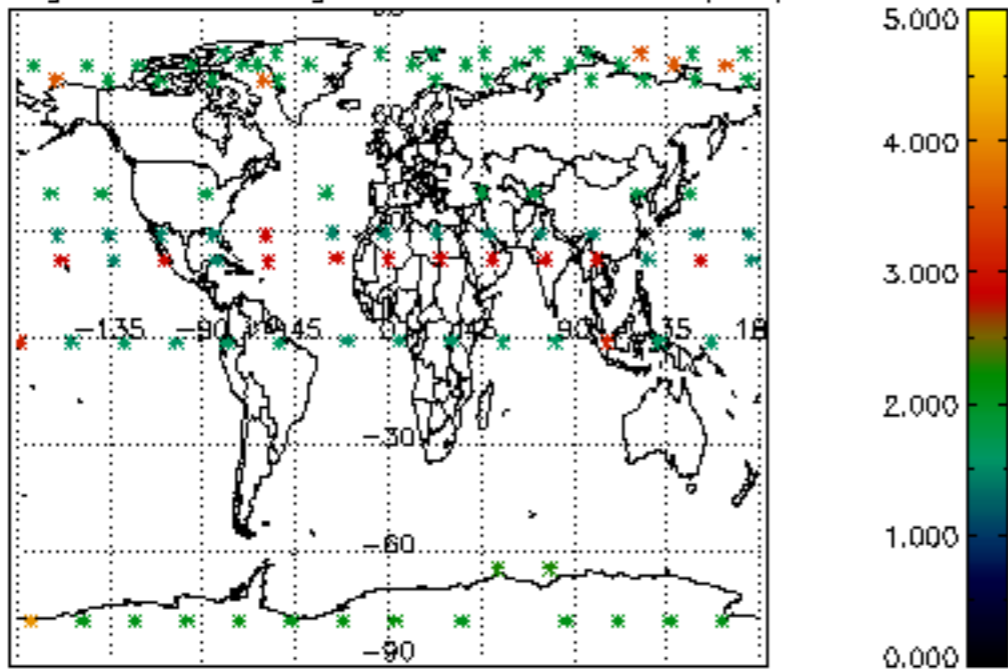
Percentage of cosmic ray hits per profile



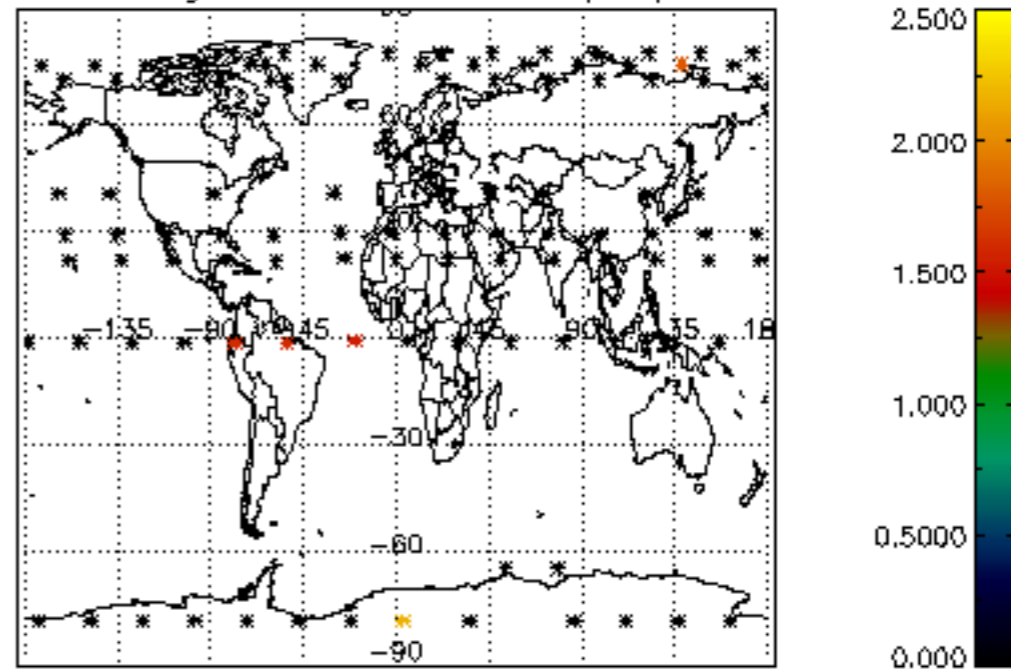
Percentage of datation errors per profile



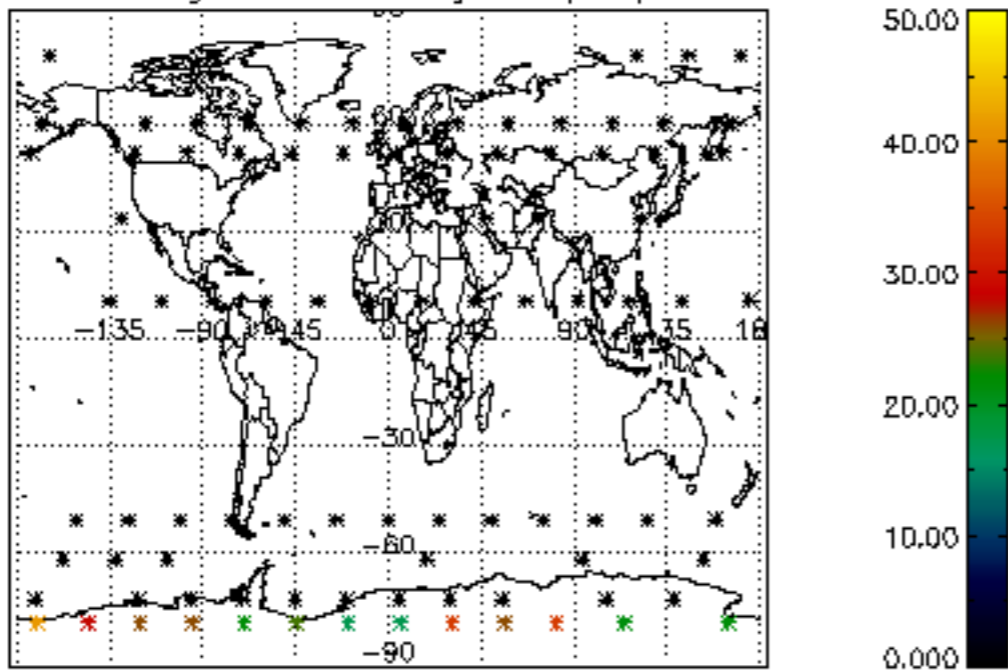
Percentage of star falling outside central band per profile



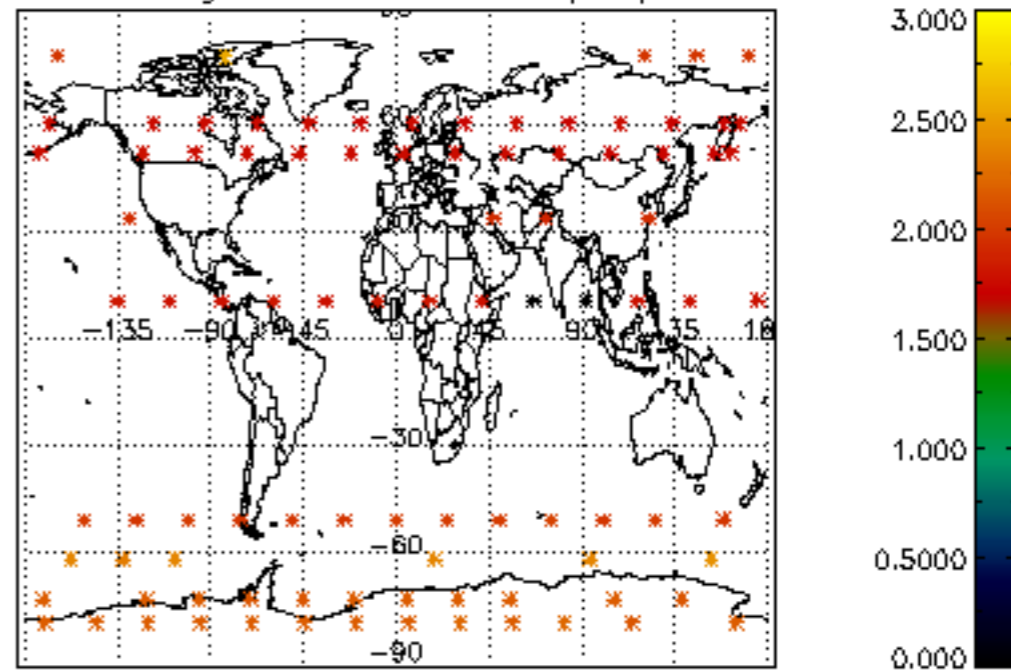
Percentage of saturation errors per profile



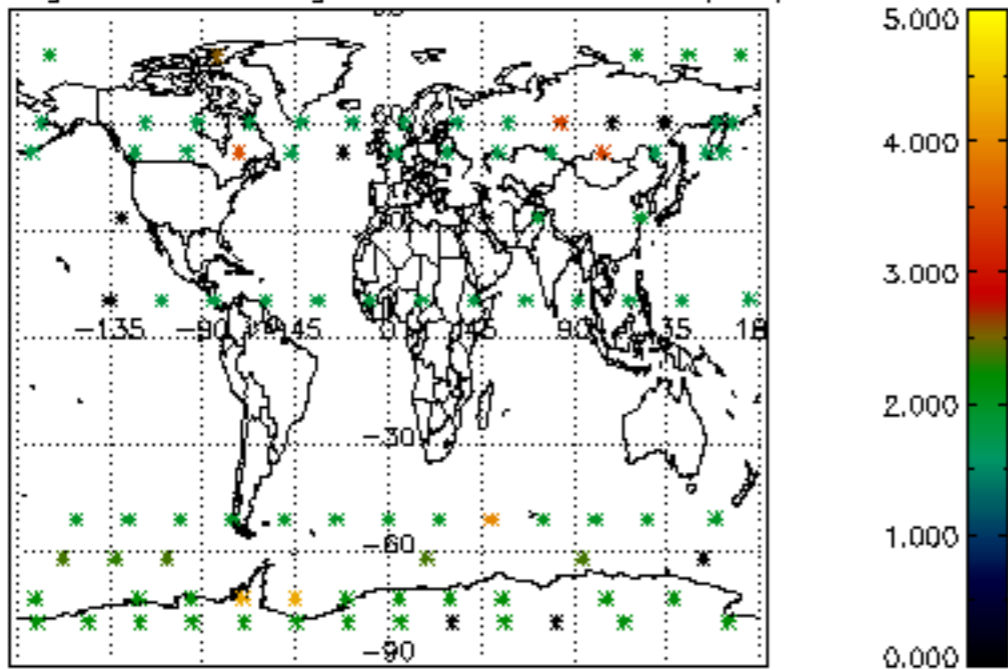
Percentage of cosmic ray hits per profile



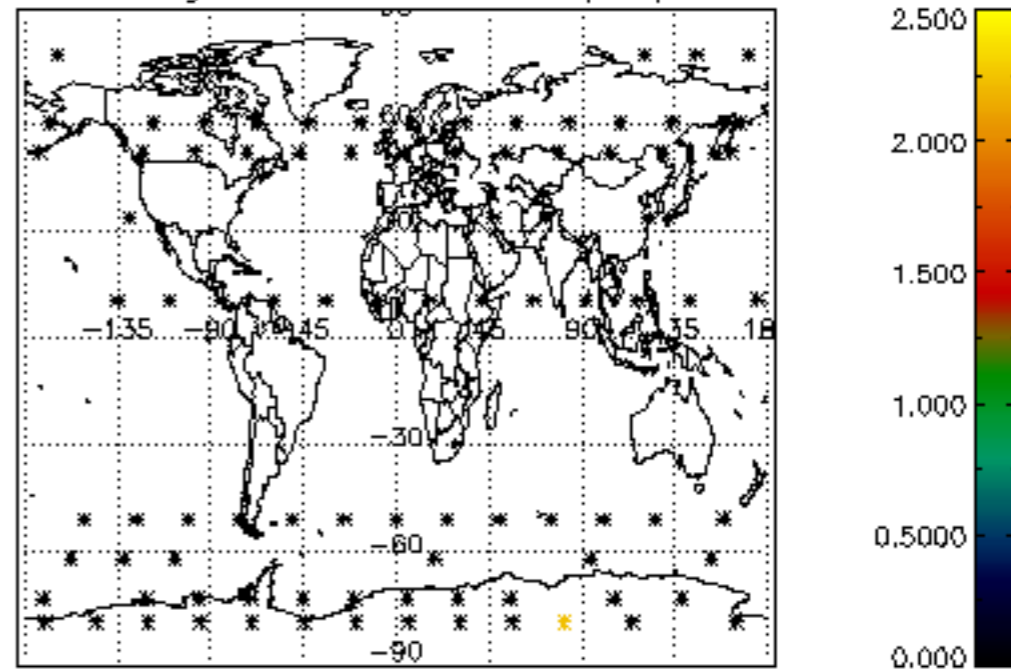
Percentage of datation errors per profile

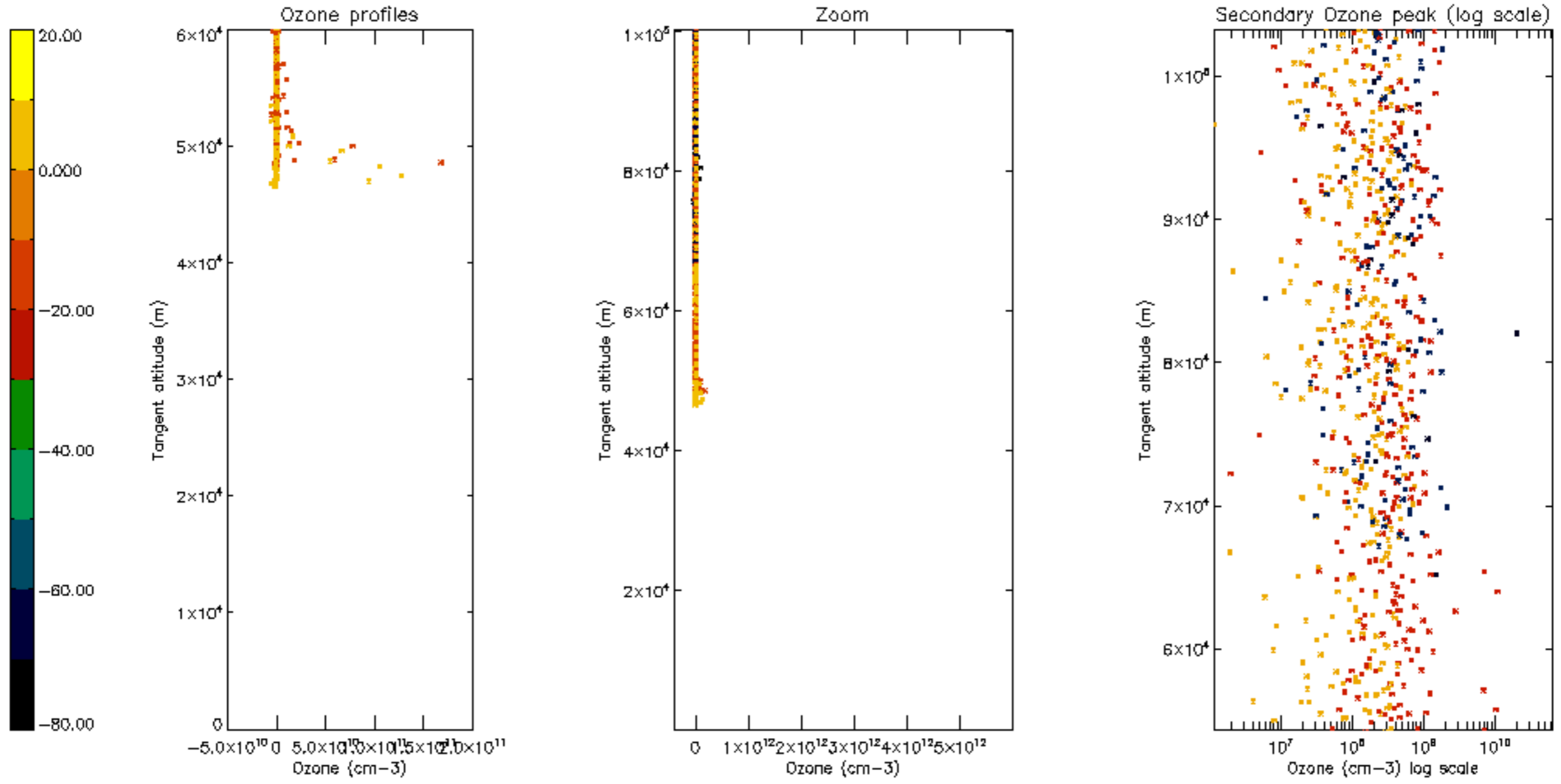



Percentage of star falling outside central band per profile

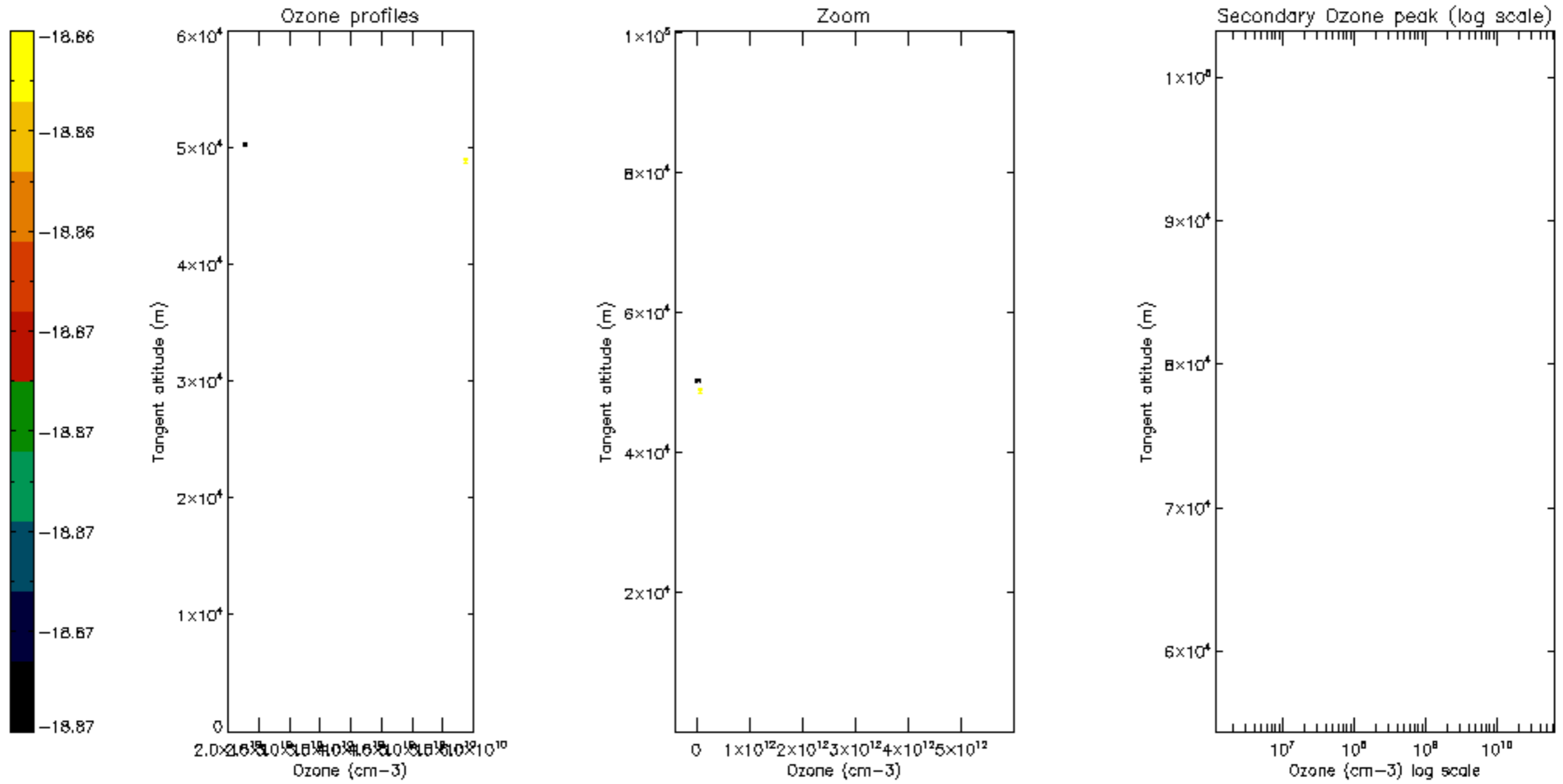


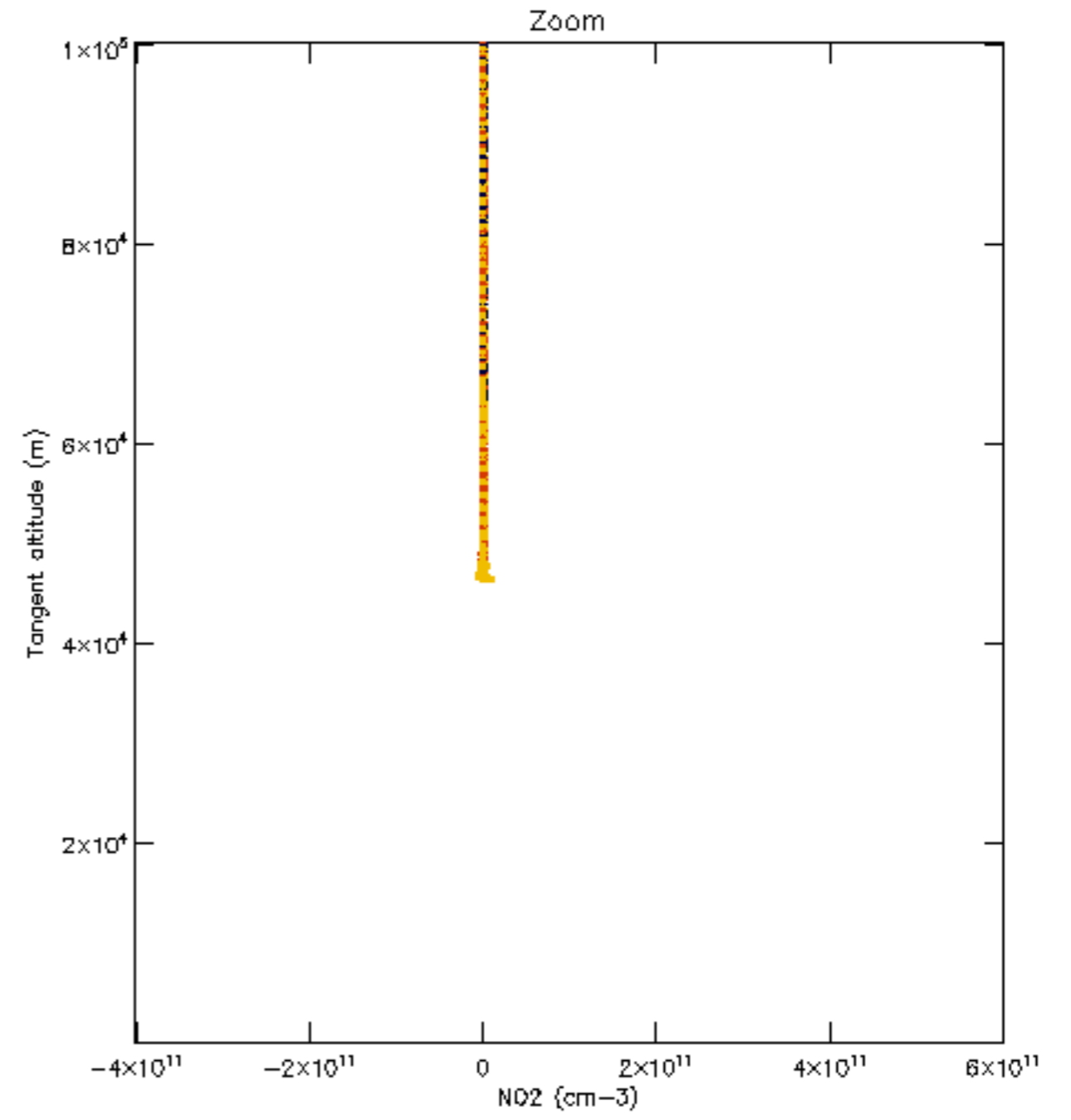
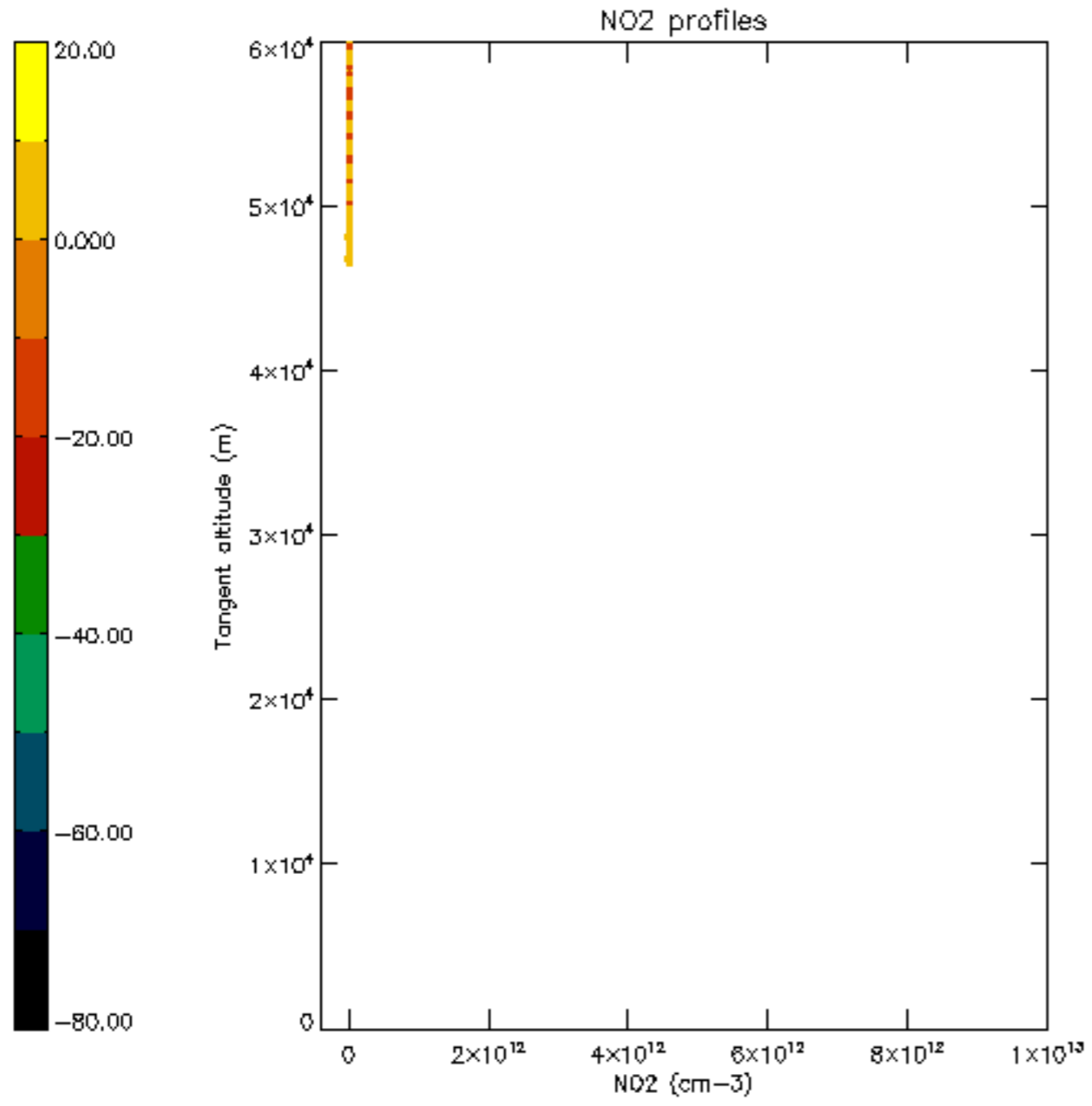
Percentage of saturation errors per profile

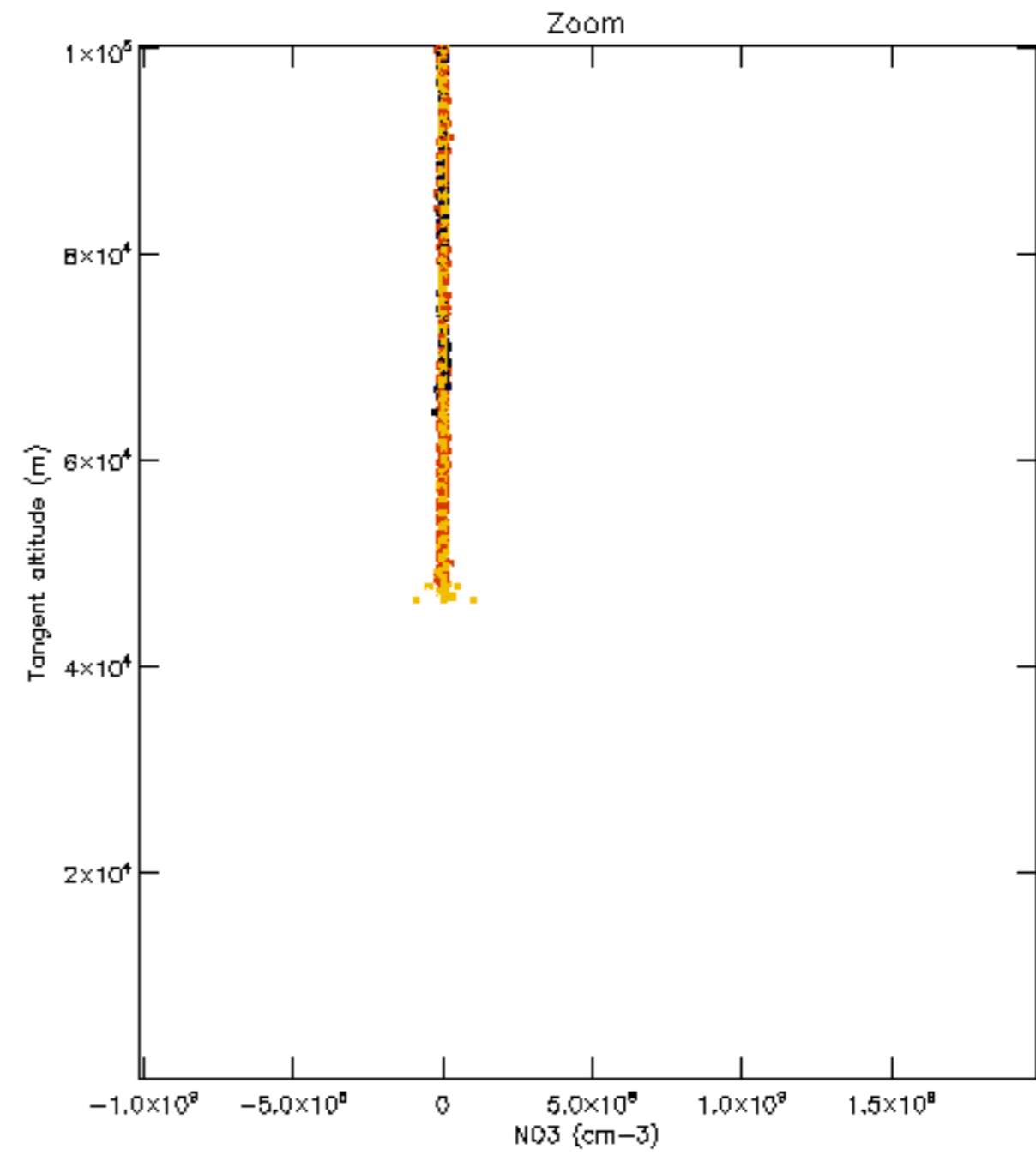
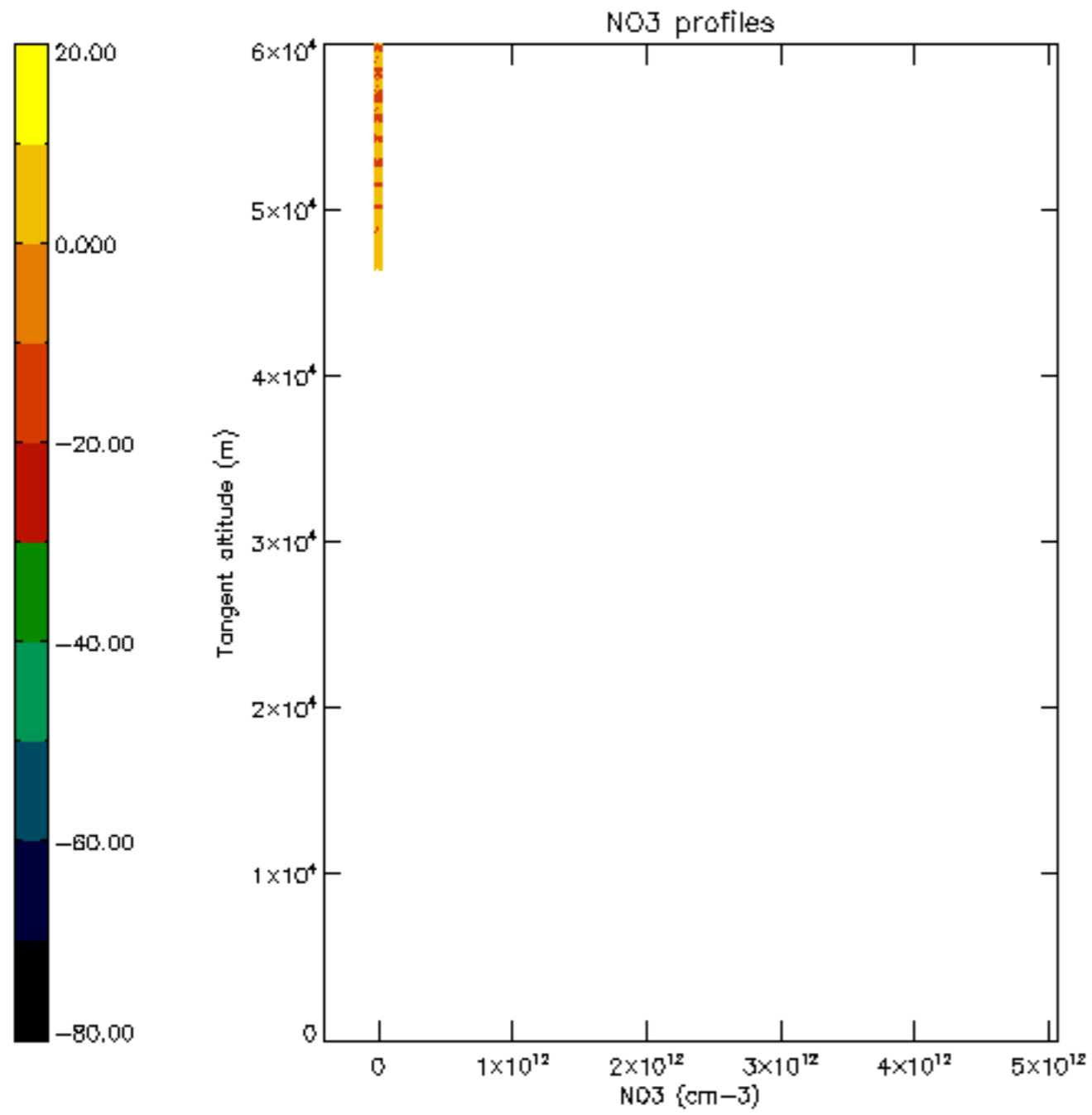


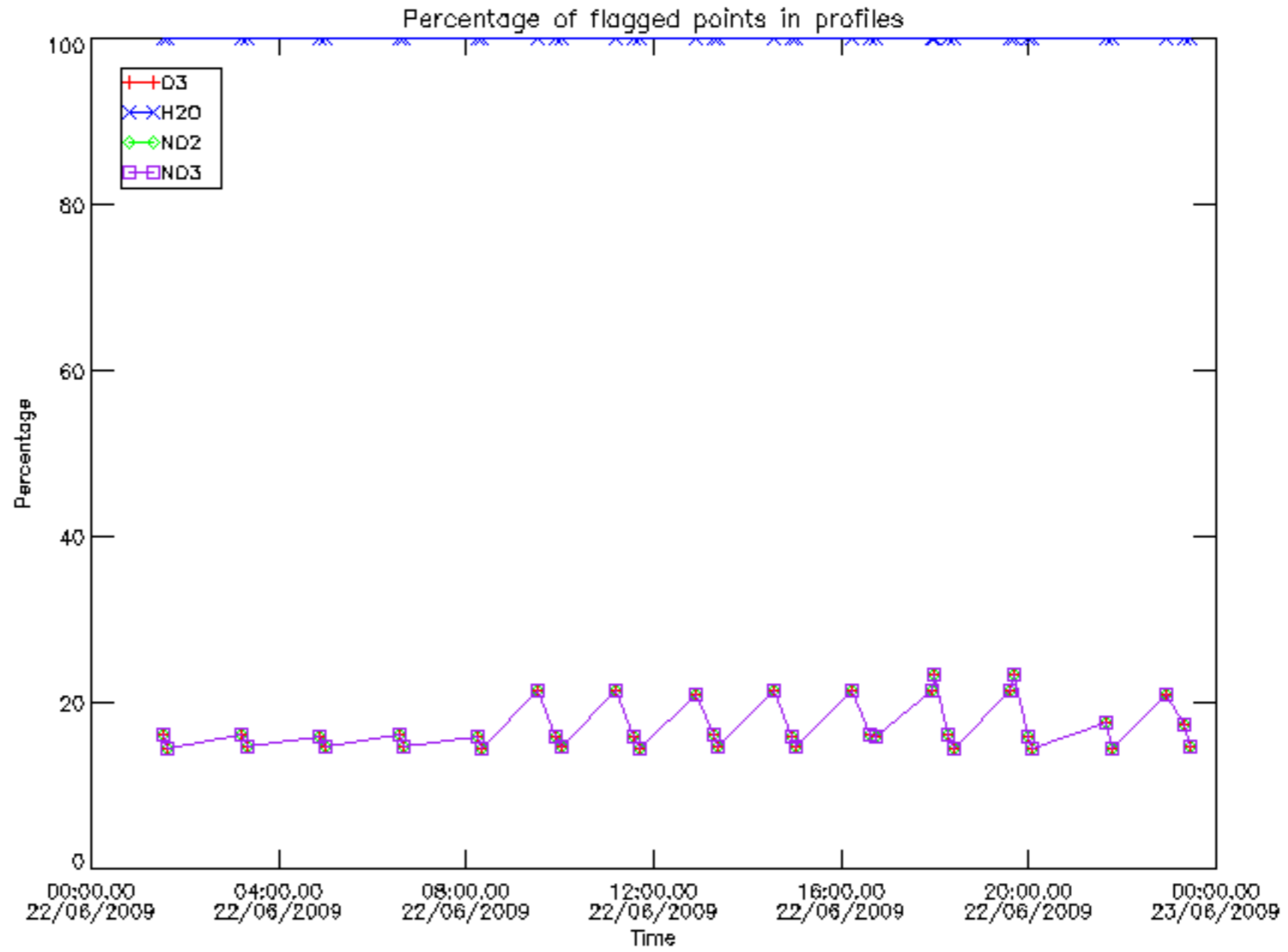




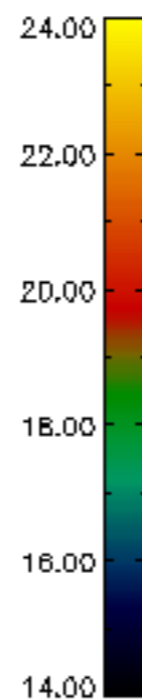
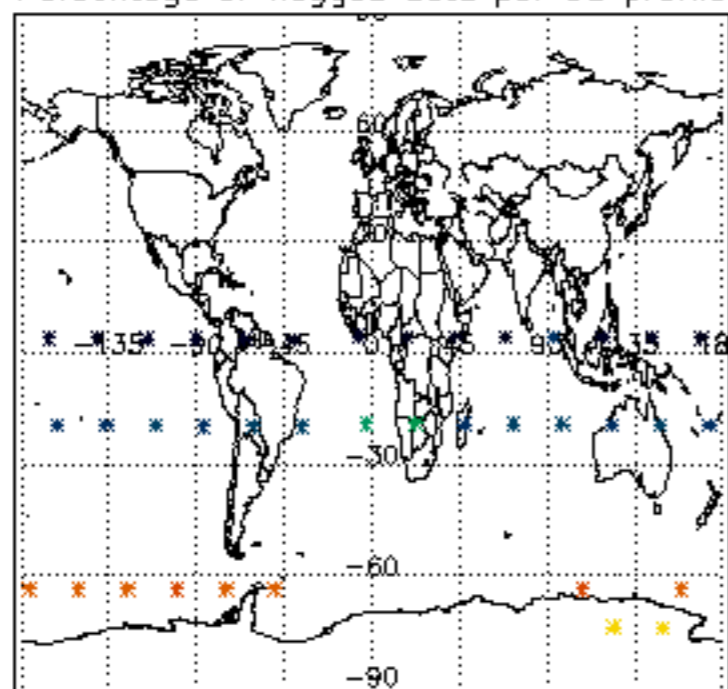




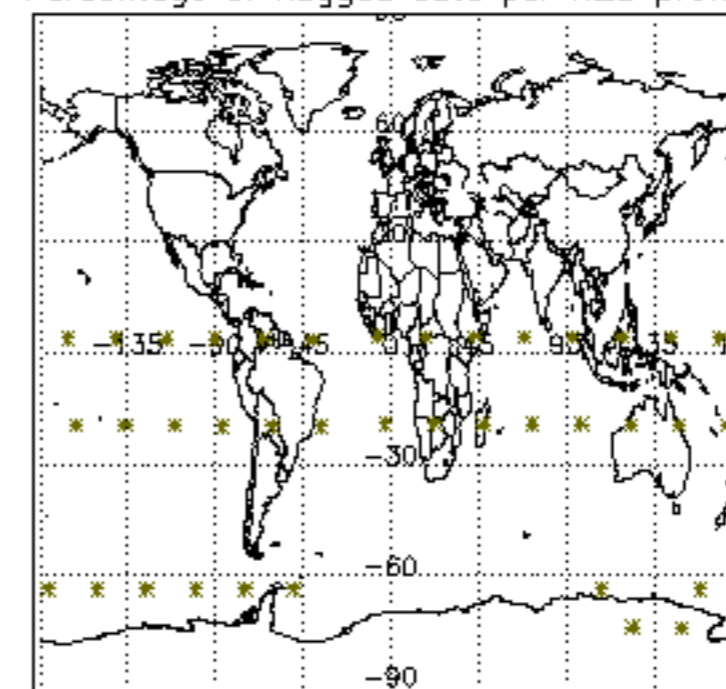




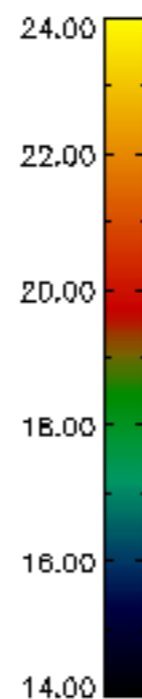
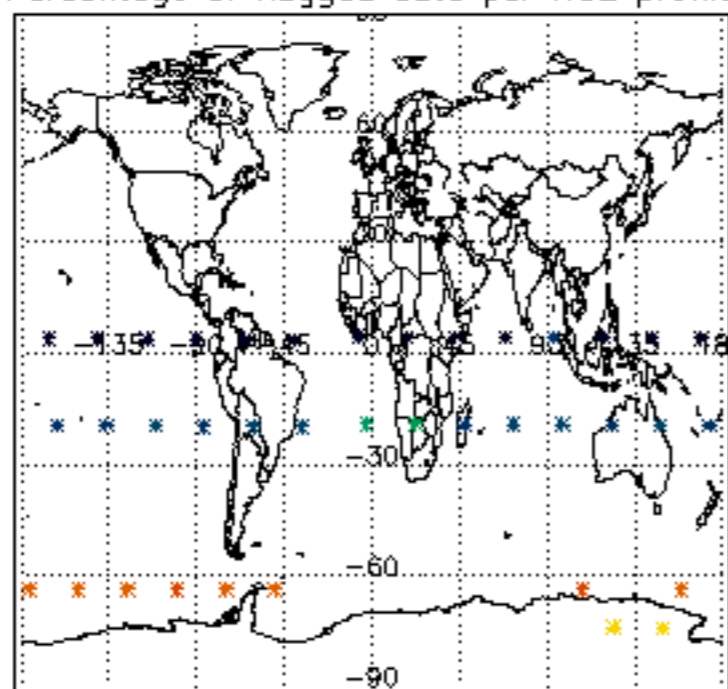
Percentage of flagged data per D3 profile



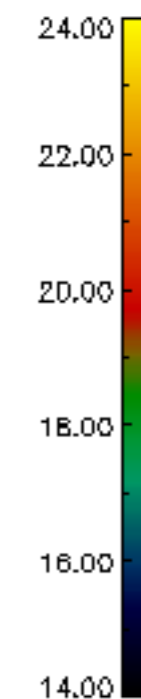
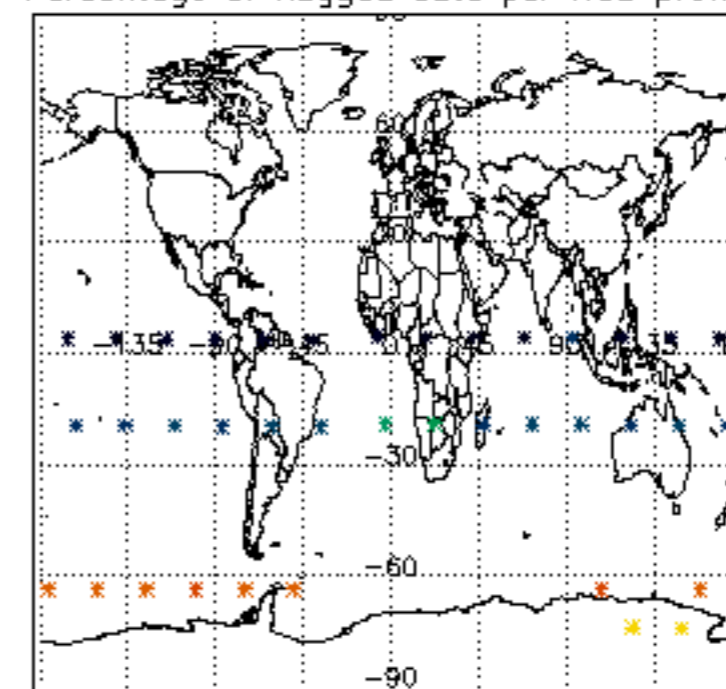
Percentage of flagged data per H2O profile

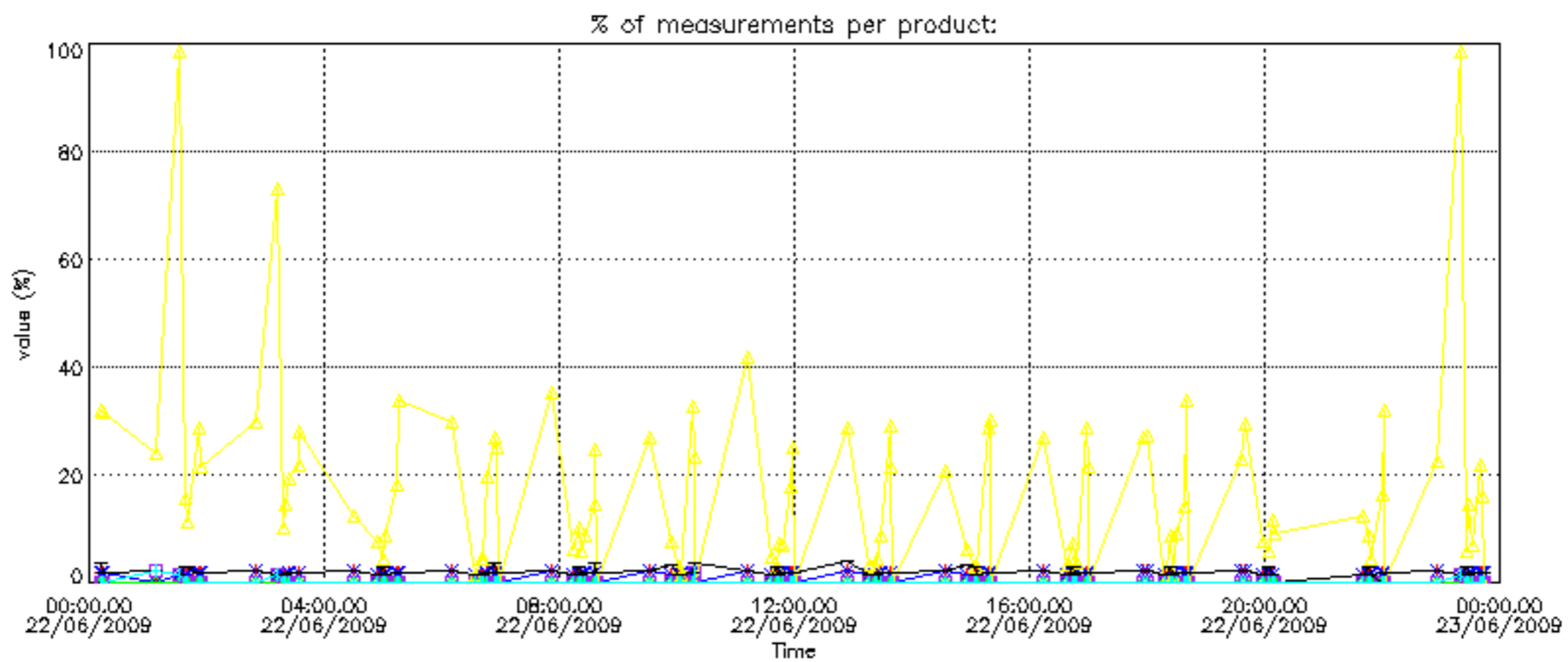


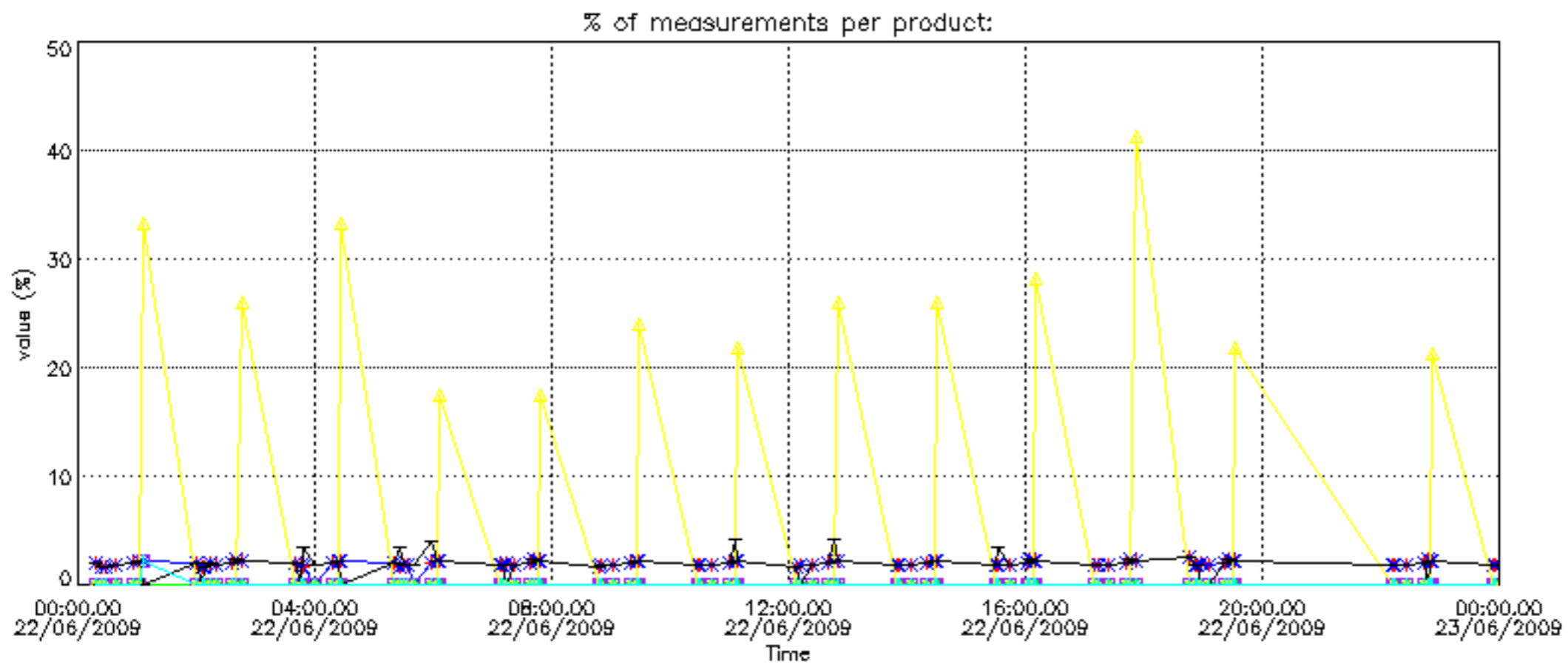
Percentage of flagged data per NO2 profile



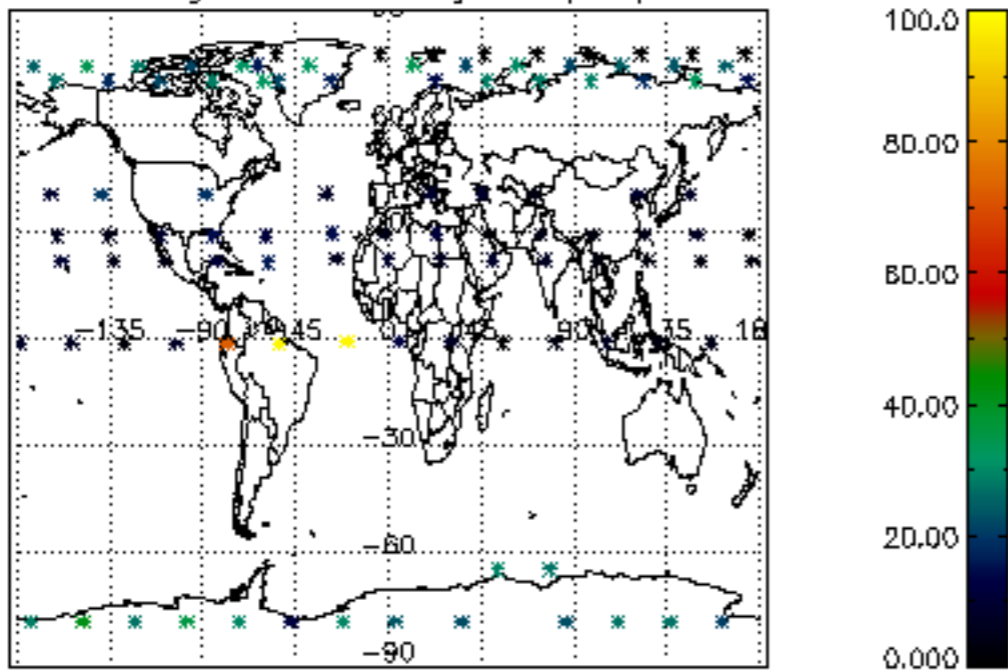
Percentage of flagged data per NO3 profile



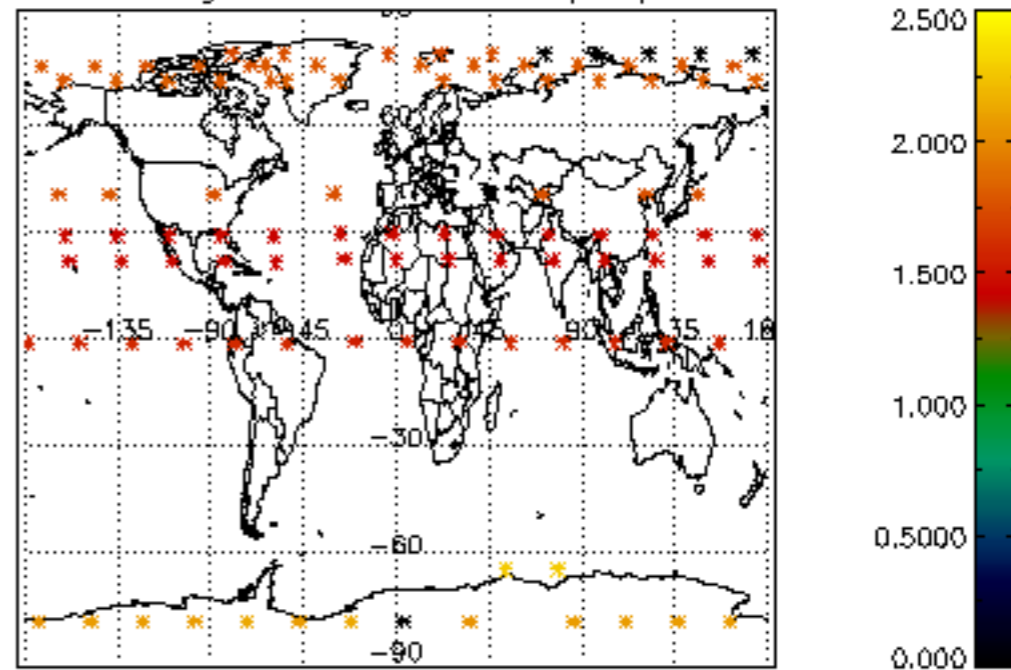




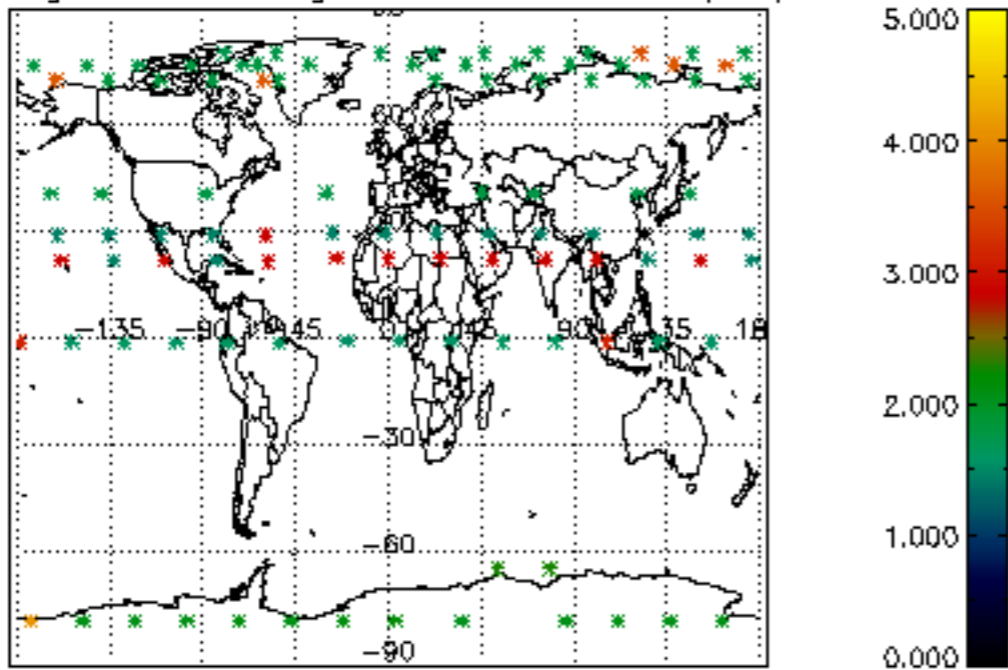
Percentage of cosmic ray hits per profile



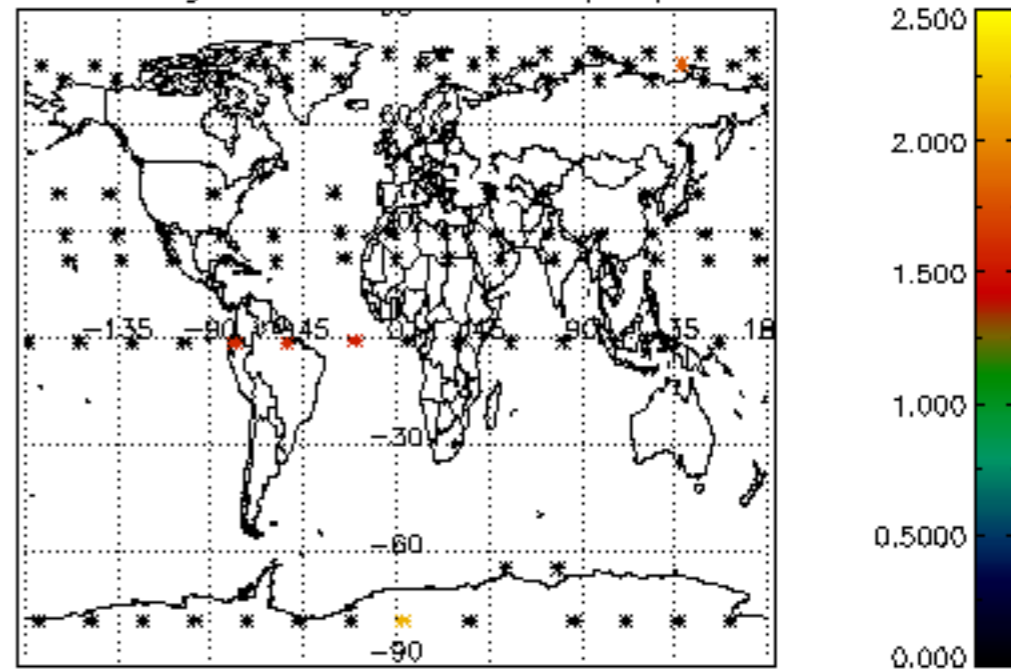
Percentage of datation errors per profile



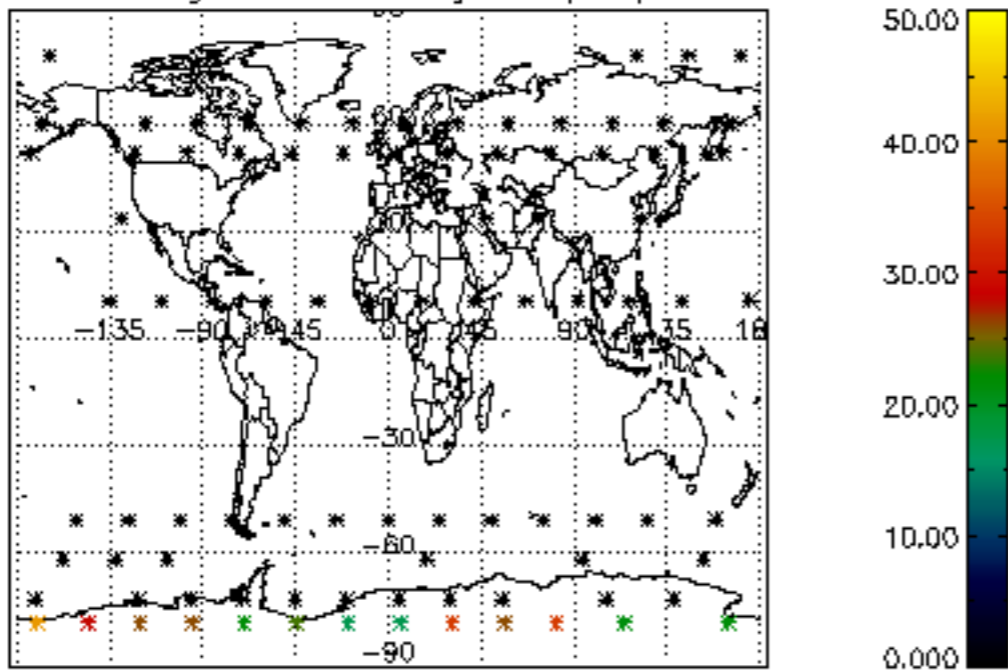
Percentage of star falling outside central band per profile



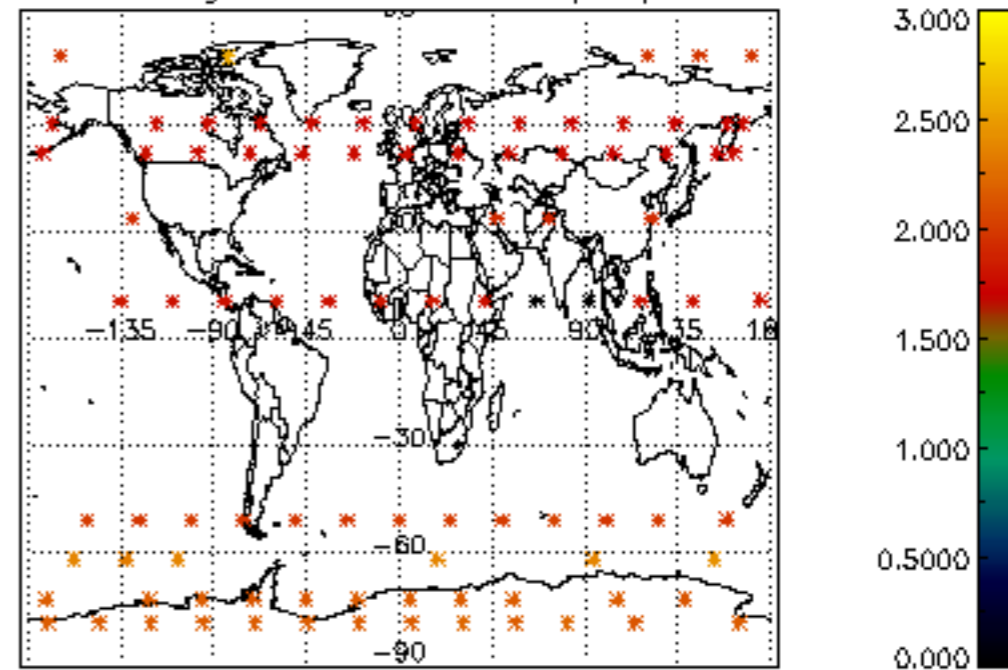
Percentage of saturation errors per profile



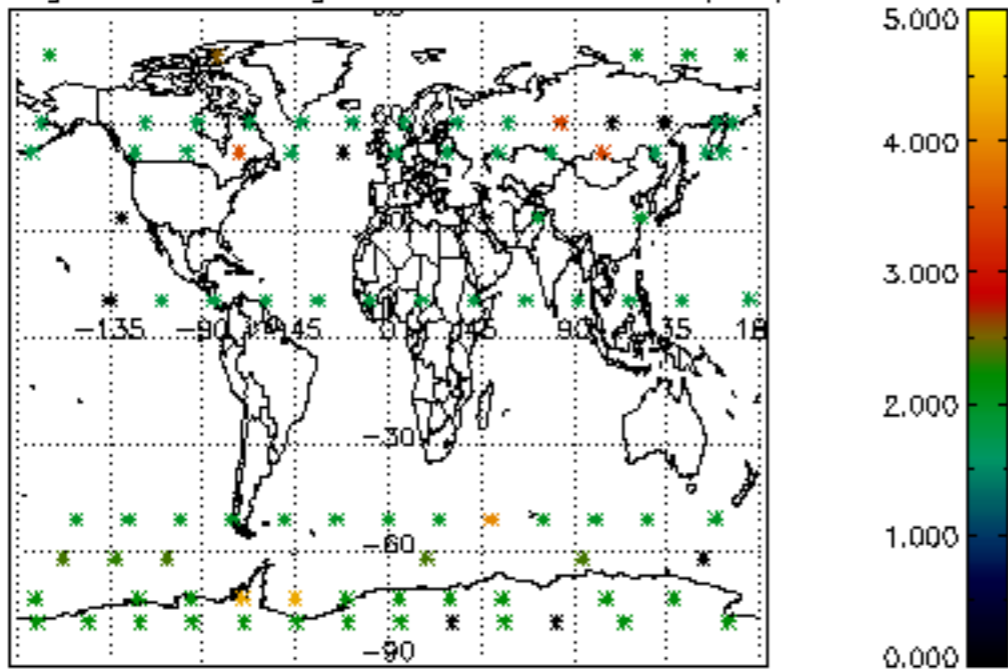
Percentage of cosmic ray hits per profile



Percentage of datation errors per profile



Percentage of star falling outside central band per profile



Percentage of saturation errors per profile

