

# GOMOS Level 2 Daily Report

## SUMMARY

### [1. General Info](#)

### [2. Summary of processed GOM\\_NL\\_2P products](#)

### [3. Level 2 Quality information per product](#)

#### [3.1 Plot of level 2 quality information per product \(time dependant\)](#)

#### [3.2 Plot of level 2 quality information per product \(world map\)](#)

### [4. Level 1 Quality information per product \(stored on level 2 products\)](#)

#### [4.1 Plot of level 1 quality information per product \(time dependant\)](#)

##### [4.1.1 Plot of level 1 quality information per product \(time dependant\): ASCENDING](#)

##### [4.1.2 Plot of level 1 quality information per product \(time dependant\): DESCENDING](#)

#### [4.2 Plot of level 1 quality information per product \(world map\)](#)

##### [4.2.1 Plot of level 1 quality information per product \(world map\): ASCENDING](#)

##### [4.2.2 Plot of level 1 quality information per product \(world map\): DESCENDING](#)

### [5. Ozone profiles based on quality statistics and other trace gas profiles](#)

#### [5.1 Ozone statistics based on quality of products](#)

#### [5.2 Plot ozone profiles for all STD \(dark without errors\)](#)

#### [5.3 Plot ozone profiles where STD < 20% \(dark without errors\)](#)

#### [5.4. Plot ozone profiles where STD < 10% \(dark without errors\)](#)

#### [5.5. Plot ozone profiles where STD < 5% \(dark without errors\)](#)

#### [5.6 Plot NO2 profiles for all STD \(dark without errors\)](#)

#### [5.7 Plot NO3 profiles for all STD \(dark without errors\)](#)

#### [5.8 Plot H2O profiles \(only for occultations of stars 1,2,3,4,13,14,16,26,63 dark without errors\) for all STD](#)

### [6. Auxiliary Data Files used for the production reported in section 2](#)

This report presents the daily analysis on parameters extracted from GOMOS level 2 data (GOM\_NL\_\_2P). It is intended to monitor some important parameters that will impact the quality of these products. A list of level 2 products (and content) that have arrived during the reporting day to the PCF is also given.

Item	Value
Time of report generation	26APR2013 10:12:14
Data source version	GOMOS/6.01
Start time of products	16-06-2009 (16JUN2009 00:00:00)
Stop time of products	17-06-2009 (17JUN2009 00:00:00)
Store outputs in DB	Yes
Nb of level 2 prods	217
Nb of prods with errors	0

## 2. Summary of processed GOM\_NL\_\_2P products.

Nr	Filename	UTC Start time	Limb	Duration	Star Id	Star Name	Star Mag	Star Temp	Nb Meas	Orbit	Prod. error
1	GOM_NL__2PRFIN20090616_000043_000000332080_00002_38132_3481.N1	16-JUN-2009 00:00:43	Twilight	33.000	103	38Zet Sgr	2.6000	9700.0	66	38132	No
2	GOM_NL__2PRFIN20090616_000211_000000342080_00002_38132_3482.N1	16-JUN-2009 00:02:11	Twilight	33.500	57	34Sig Sgr	2.0660	26000.	67	38132	No
3	GOM_NL__2PRFIN20090616_000358_000000282080_00002_38132_3483.N1	16-JUN-2009 00:03:58	Twilight	28.000	155	41Pi Sgr	2.9000	6600.0	56	38132	No
4	GOM_NL__2PRFIN20090616_001333_000000322080_00002_38132_3484.N1	16-JUN-2009 00:13:33	Bright	31.500	126	60Bet Oph	2.7700	4250.0	63	38132	No
5	GOM_NL__2PRFIN20090616_001604_000000312080_00002_38132_3485.N1	16-JUN-2009 00:16:04	Bright	31.000	59	55Alp Oph	2.0800	8900.0	62	38132	No
6	GOM_NL__2PRFIN20090616_002645_000000382080_00002_38132_3486.N1	16-JUN-2009 00:26:45	Bright	37.500	5	3Alp Lyr	0.033000	11000.	75	38132	No
7	GOM_NL__2PRFIN20090616_002822_000000312080_00002_38132_3487.N1	16-JUN-2009 00:28:22	Bright	30.500	69	33Gam Dra	2.2310	3800.0	61	38132	No
8	GOM_NL__2PRFIN20090616_003817_000000322080_00002_38132_3488.N1	16-JUN-2009 00:38:17	Twilight	31.500	89	5Alp Cep	2.4510	8000.0	63	38132	No
9	GOM_NL__2PRFIN20090616_004443_000000272080_00002_38132_3489.N1	16-JUN-2009 00:44:43	Twilight	26.500	74	11Bet Cas	2.2680	6600.0	53	38132	No
10	GOM_NL__2PRFIN20090616_004606_000000262080_00002_38132_3490.N1	16-JUN-2009 00:46:06	Twilight	25.500	68	18Alp Cas	2.2250	4500.0	51	38132	No
11	GOM_NL__2PRFIN20090616_005337_000000262080_00002_38132_3491.N1	16-JUN-2009 00:53:37	Twilight	26.000	53	43Bet And	2.0480	3300.0	52	38132	No
12	GOM_NL__2PRFIN20090616_011252_000000342080_00002_38132_3492.N1	16-JUN-2009 01:12:52	Dark	33.500	52	16Bet Cet	2.0370	4500.0	67	38132	No
13	GOM_NL__2PRFIN20090616_012518_000000342080_00003_38133_3510.N1	16-JUN-2009 01:25:18	Dark	34.000	63	Bet Gru	2.1500	2800.0	68	38133	No
14	GOM_NL__2PRFIN20090616_012721_000000352080_00003_38133_3511.N1	16-JUN-2009 01:27:21	Dark	34.500	31	Alp Gru	1.7340	15200.	69	38133	No
15	GOM_NL__2PRFIN20090616_012918_000000432080_00003_38133_3512.N1	16-JUN-2009 01:29:18	Straylight	42.500	172	Gam Gru	3.0030	13100.	85	38133	No
16	GOM_NL__2PRFIN20090616_014119_000000342080_00003_38133_3513.N1	16-JUN-2009 01:41:19	Twilight	33.500	103	38Zet Sgr	2.6000	9700.0	67	38133	No
17	GOM_NL__2PRFIN20090616_014247_000000342080_00003_38133_3514.N1	16-JUN-2009 01:42:47	Twilight	33.500	57	34Sig Sgr	2.0660	26000.	67	38133	No
18	GOM_NL__2PRFIN20090616_014434_000000282080_00003_38133_3515.N1	16-JUN-2009 01:44:34	Twilight	28.000	155	41Pi Sgr	2.9000	6600.0	56	38133	No
19	GOM_NL__2PRFIN20090616_015408_000000312080_00003_38133_3516.N1	16-JUN-2009 01:54:08	Bright	31.000	126	60Bet Oph	2.7700	4250.0	62	38133	No
20	GOM_NL__2PRFIN20090616_015639_000000322080_00003_38133_3517.N1	16-JUN-2009 01:56:39	Bright	31.500	59	55Alp Oph	2.0800	8900.0	63	38133	No
21	GOM_NL__2PRFIN20090616_020720_000000382080_00003_38133_3518.N1	16-JUN-2009 02:07:20	Bright	37.500	5	3Alp Lyr	0.033000	11000.	75	38133	No
22	GOM_NL__2PRFIN20090616_020857_000000312080_00003_38133_3519.N1	16-JUN-2009 02:08:57	Bright	30.500	69	33Gam Dra	2.2310	3800.0	61	38133	No
23	GOM_NL__2PRFIN20090616_021852_000000312080_00003_38133_3520.N1	16-JUN-2009 02:18:52	Twilight	31.000	89	5Alp Cep	2.4510	8000.0	62	38133	No
24	GOM_NL__2PRFIN20090616_022518_000000272080_00003_38133_3521.N1	16-JUN-2009 02:25:18	Twilight	26.500	74	11Bet Cas	2.2680	6600.0	53	38133	No
25	GOM_NL__2PRFIN20090616_022642_000000262080_00003_38133_3522.N1	16-JUN-2009 02:26:42	Twilight	25.500	68	18Alp Cas	2.2250	4500.0	51	38133	No
26	GOM_NL__2PRFIN20090616_023413_000000262080_00003_38133_3523.N1	16-JUN-2009 02:34:13	Twilight	25.500	53	43Bet And	2.0480	3300.0	51	38133	No
27	GOM_NL__2PRFIN20090616_025329_000000342080_00003_38133_3524.N1	16-JUN-2009 02:53:29	Dark	34.000	52	16Bet Cet	2.0370	4500.0	68	38133	No
28	GOM_NL__2PRFIN20090616_030555_000000342080_00004_38134_3527.N1	16-JUN-2009 03:05:55	Dark	34.000	63	Bet Gru	2.1500	2800.0	68	38134	No
29	GOM_NL__2PRFIN20090616_030758_000000352080_00004_38134_3528.N1	16-JUN-2009 03:07:58	Dark	34.500	31	Alp Gru	1.7340	15200.	69	38134	No
30	GOM_NL__2PRFIN20090616_030955_000000432080_00004_38134_3529.N1	16-JUN-2009 03:09:55	Straylight	42.500	172	Gam Gru	3.0030	13100.	85	38134	No
31	GOM_NL__2PRFIN20090616_032156_000000332080_00004_38134_3530.N1	16-JUN-2009 03:21:56	Twilight	33.000	103	38Zet Sgr	2.6000	9700.0	66	38134	No
32	GOM_NL__2PRFIN20090616_032324_000000342080_00004_38134_3531.N1	16-JUN-2009 03:23:24	Twilight	33.500	57	34Sig Sgr	2.0660	26000.	67	38134	No
33	GOM_NL__2PRFIN20090616_032511_000000322080_00004_38134_3532.N1	16-JUN-2009 03:25:11	Twilight	32.000	155	41Pi Sgr	2.9000	6600.0	64	38134	No
34	GOM_NL__2PRFIN20090616_033444_000000312080_00004_38134_3533.N1	16-JUN-2009 03:34:44	Bright	31.000	126	60Bet Oph	2.7700	4250.0	62	38134	No
35	GOM_NL__2PRFIN20090616_033715_000000312080_00004_38134_3534.N1	16-JUN-2009 03:37:15	Bright	31.000	59	55Alp Oph	2.0800	8900.0	62	38134	No
36	GOM_NL__2PRFIN20090616_034755_000000382080_00004_38134_3535.N1	16-JUN-2009 03:47:55	Bright	37.500	5	3Alp Lyr	0.033000	11000.	75	38134	No
37	GOM_NL__2PRFIN20090616_034933_000000302080_00004_38134_3536.N1	16-JUN-2009 03:49:33	Bright	30.000	69	33Gam Dra	2.2310	3800.0	60	38134	No
38	GOM_NL__2PRFIN20090616_035927_000000322080_00004_38134_3537.N1	16-JUN-2009 03:59:27	Twilight	31.500	89	5Alp Cep	2.4510	8000.0	63	38134	No
39	GOM_NL__2PRFIN20090616_040554_000000272080_00004_38134_3538.N1	16-JUN-2009 04:05:54	Twilight	26.500	74	11Bet Cas	2.2680	6600.0	53	38134	No
40	GOM_NL__2PRFIN20090616_040717_000000262080_00004_38134_3539.N1	16-JUN-2009 04:07:17	Twilight	25.500	68	18Alp Cas	2.2250	4500.0	51	38134	No
41	GOM_NL__2PRFIN20090616_041449_000000262080_00004_38134_3540.N1	16-JUN-2009 04:14:49	Twilight	25.500	53	43Bet And	2.0480	3300.0	51	38134	No
42	GOM_NL__2PRFIN20090616_043406_000000342080_00004_38134_3541.N1	16-JUN-2009 04:34:06	Dark	33.500	52	16Bet Cet	2.0370	4500.0	67	38134	No





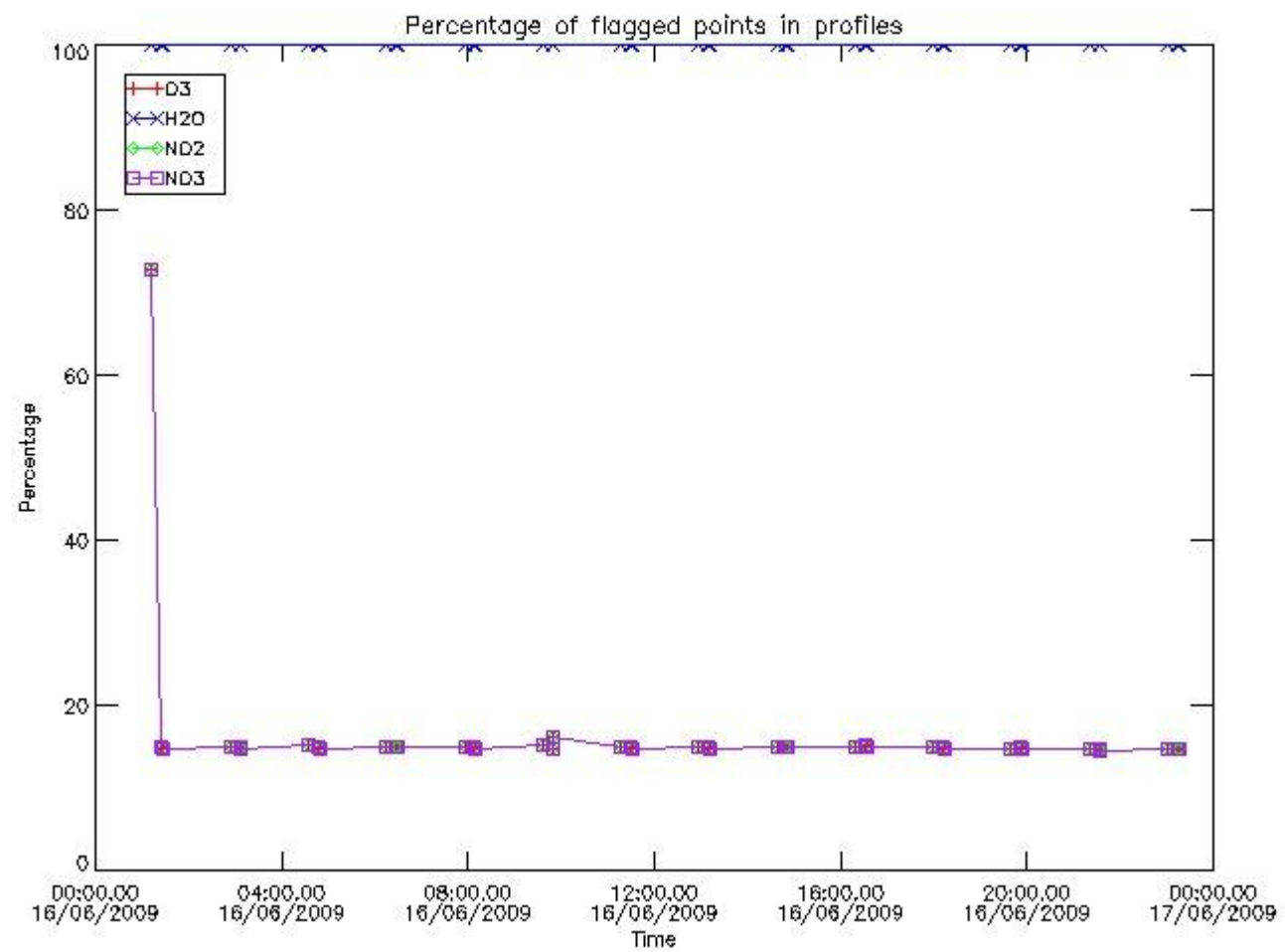


161	GOM_NL__2PRFIN20090616_173937_000000262080_00012_38142_3654.N1	16-JUN-2009 17:39:37	Twilight	26.000	53	43Bet And	2.0480	3300.0	52	38142	No
162	GOM_NL__2PRFIN20090616_175902_000000342080_00012_38142_3655.N1	16-JUN-2009 17:59:02	Dark	34.000	52	16Bet Cet	2.0370	4500.0	68	38142	No
163	GOM_NL__2PRFIN20090616_181128_000000342080_00013_38143_3677.N1	16-JUN-2009 18:11:28	Dark	34.000	63	Bet Gru	2.1500	2800.0	68	38143	No
164	GOM_NL__2PRFIN20090616_181331_000000352080_00013_38143_3678.N1	16-JUN-2009 18:13:31	Dark	34.500	31	Alp Gru	1.7340	15200.	69	38143	No
165	GOM_NL__2PRFIN20090616_181531_000000422080_00013_38143_3679.N1	16-JUN-2009 18:15:31	Straylight	41.500	172	Gam Gru	3.0030	13100.	83	38143	No
166	GOM_NL__2PRFIN20090616_182723_000000332080_00013_38143_3680.N1	16-JUN-2009 18:27:23	Twilight	33.000	103	38Zet Sgr	2.6000	9700.0	66	38143	No
167	GOM_NL__2PRFIN20090616_182850_000000342080_00013_38143_3681.N1	16-JUN-2009 18:28:50	Twilight	33.500	57	34Sig Sgr	2.0660	26000.	67	38143	No
168	GOM_NL__2PRFIN20090616_183036_000000382080_00013_38143_3682.N1	16-JUN-2009 18:30:36	Twilight	37.500	155	41Pi Sgr	2.9000	6600.0	75	38143	No
169	GOM_NL__2PRFIN20090616_184006_000000312080_00013_38143_3683.N1	16-JUN-2009 18:40:06	Bright	31.000	126	60Bet Oph	2.7700	4250.0	62	38143	No
170	GOM_NL__2PRFIN20090616_184236_000000312080_00013_38143_3684.N1	16-JUN-2009 18:42:36	Bright	31.000	59	55Alp Oph	2.0800	8900.0	62	38143	No
171	GOM_NL__2PRFIN20090616_185310_000000382080_00013_38143_3685.N1	16-JUN-2009 18:53:10	Bright	37.500	5	3Alp Lyr	0.033000	11000.	75	38143	No
172	GOM_NL__2PRFIN20090616_185452_000000312080_00013_38143_3686.N1	16-JUN-2009 18:54:52	Bright	30.500	69	33Gam Dra	2.2310	3800.0	61	38143	No
173	GOM_NL__2PRFIN20090616_190445_000000322080_00013_38143_3687.N1	16-JUN-2009 19:04:45	Twilight	31.500	89	5Alp Cep	2.4510	8000.0	63	38143	No
174	GOM_NL__2PRFIN20090616_191115_000000272080_00013_38143_3688.N1	16-JUN-2009 19:11:15	Twilight	27.000	74	11Bet Cas	2.2680	6600.0	54	38143	No
175	GOM_NL__2PRFIN20090616_191239_000000262080_00013_38143_3689.N1	16-JUN-2009 19:12:39	Twilight	25.500	68	18Alp Cas	2.2250	4500.0	51	38143	No
176	GOM_NL__2PRFIN20090616_192013_000000262080_00013_38143_3690.N1	16-JUN-2009 19:20:13	Twilight	26.000	53	43Bet And	2.0480	3300.0	52	38143	No
177	GOM_NL__2PRFIN20090616_193939_000000352080_00013_38143_3691.N1	16-JUN-2009 19:39:39	Dark	34.500	52	16Bet Cet	2.0370	4500.0	69	38143	No
178	GOM_NL__2PRFIN20090616_195204_000000342080_00014_38144_3694.N1	16-JUN-2009 19:52:04	Dark	34.000	63	Bet Gru	2.1500	2800.0	68	38144	No
179	GOM_NL__2PRFIN20090616_195408_000000352080_00014_38144_3695.N1	16-JUN-2009 19:54:08	Dark	34.500	31	Alp Gru	1.7340	15200.	69	38144	No
180	GOM_NL__2PRFIN20090616_195608_000000422080_00014_38144_3696.N1	16-JUN-2009 19:56:08	Straylight	41.500	172	Gam Gru	3.0030	13100.	83	38144	No
181	GOM_NL__2PRFIN20090616_200800_000000332080_00014_38144_3697.N1	16-JUN-2009 20:08:00	Twilight	33.000	103	38Zet Sgr	2.6000	9700.0	66	38144	No
182	GOM_NL__2PRFIN20090616_200927_000000342080_00014_38144_3698.N1	16-JUN-2009 20:09:27	Twilight	33.500	57	34Sig Sgr	2.0660	26000.	67	38144	No
183	GOM_NL__2PRFIN20090616_201113_000000382080_00014_38144_3699.N1	16-JUN-2009 20:11:13	Twilight	37.500	155	41Pi Sgr	2.9000	6600.0	75	38144	No
184	GOM_NL__2PRFIN20090616_202041_000000312080_00014_38144_3700.N1	16-JUN-2009 20:20:41	Bright	31.000	126	60Bet Oph	2.7700	4250.0	62	38144	No
185	GOM_NL__2PRFIN20090616_202311_000000312080_00014_38144_3701.N1	16-JUN-2009 20:23:11	Bright	30.500	59	55Alp Oph	2.0800	8900.0	61	38144	No
186	GOM_NL__2PRFIN20090616_203345_000000382080_00014_38144_3702.N1	16-JUN-2009 20:33:45	Bright	37.500	5	3Alp Lyr	0.033000	11000.	75	38144	No
187	GOM_NL__2PRFIN20090616_203528_000000302080_00014_38144_3703.N1	16-JUN-2009 20:35:28	Bright	30.000	69	33Gam Dra	2.2310	3800.0	60	38144	No
188	GOM_NL__2PRFIN20090616_204520_000000322080_00014_38144_3704.N1	16-JUN-2009 20:45:20	Twilight	31.500	89	5Alp Cep	2.4510	8000.0	63	38144	No
189	GOM_NL__2PRFIN20090616_205150_000000272080_00014_38144_3705.N1	16-JUN-2009 20:51:50	Twilight	26.500	74	11Bet Cas	2.2680	6600.0	53	38144	No
190	GOM_NL__2PRFIN20090616_205314_000000262080_00014_38144_3706.N1	16-JUN-2009 20:53:14	Twilight	26.000	68	18Alp Cas	2.2250	4500.0	52	38144	No
191	GOM_NL__2PRFIN20090616_210049_000000262080_00014_38144_3707.N1	16-JUN-2009 21:00:49	Twilight	25.500	53	43Bet And	2.0480	3300.0	51	38144	No
192	GOM_NL__2PRFIN20090616_212016_000000352080_00014_38144_3708.N1	16-JUN-2009 21:20:16	Dark	34.500	52	16Bet Cet	2.0370	4500.0	69	38144	No
193	GOM_NL__2PRFIN20090616_213241_000000352080_00015_38145_3709.N1	16-JUN-2009 21:32:41	Dark	34.500	63	Bet Gru	2.1500	2800.0	69	38145	No
194	GOM_NL__2PRFIN20090616_213444_000000352080_00015_38145_3710.N1	16-JUN-2009 21:34:44	Dark	35.000	31	Alp Gru	1.7340	15200.	70	38145	No
195	GOM_NL__2PRFIN20090616_213645_000000432080_00015_38145_3711.N1	16-JUN-2009 21:36:45	Straylight	42.500	172	Gam Gru	3.0030	13100.	85	38145	No
196	GOM_NL__2PRFIN20090616_214836_000000332080_00015_38145_3712.N1	16-JUN-2009 21:48:36	Twilight	33.000	103	38Zet Sgr	2.6000	9700.0	66	38145	No
197	GOM_NL__2PRFIN20090616_215003_000000342080_00015_38145_3713.N1	16-JUN-2009 21:50:03	Twilight	33.500	57	34Sig Sgr	2.0660	26000.	67	38145	No
198	GOM_NL__2PRFIN20090616_215149_000000372080_00015_38145_3714.N1	16-JUN-2009 21:51:49	Twilight	37.000	155	41Pi Sgr	2.9000	6600.0	74	38145	No
199	GOM_NL__2PRFIN20090616_220117_000000312080_00015_38145_3715.N1	16-JUN-2009 22:01:17	Bright	31.000	126	60Bet Oph	2.7700	4250.0	62	38145	No
200	GOM_NL__2PRFIN20090616_220347_000000312080_00015_38145_3716.N1	16-JUN-2009 22:03:47	Bright	30.500	59	55Alp Oph	2.0800	8900.0	61	38145	No
201	GOM_NL__2PRFIN20090616_221420_000000382080_00015_38145_3717.N1	16-JUN-2009 22:14:20	Bright	37.500	5	3Alp Lyr	0.033000	11000.	75	38145	No
202	GOM_NL__2PRFIN20090616_221603_000000312080_00015_38145_3718.N1	16-JUN-2009 22:16:03	Bright	30.500	69	33Gam Dra	2.2310	3800.0	61	38145	No
203	GOM_NL__2PRFIN20090616_222555_000000322080_00015_38145_3719.N1	16-JUN-2009 22:25:55	Twilight	31.500	89	5Alp Cep	2.4510	8000.0	63	38145	No
204	GOM_NL__2PRFIN20090616_223226_000000272080_00015_38145_3720.N1	16-JUN-2009 22:32:26	Twilight	27.000	74	11Bet Cas	2.2680	6600.0	54	38145	No
205	GOM_NL__2PRFIN20090616_223350_000000262080_00015_38145_3721.N1	16-JUN-2009 22:33:50	Twilight	25.500	68	18Alp Cas	2.2250	4500.0	51	38145	No
206	GOM_NL__2PRFIN20090616_224125_000000262080_00015_38145_3722.N1	16-JUN-2009 22:41:25	Twilight	25.500	53	43Bet And	2.0480	3300.0	51	38145	No
207	GOM_NL__2PRFIN20090616_230053_000000352080_00015_38145_3723.N1	16-JUN-2009 23:00:53	Dark	34.500	52	16Bet Cet	2.0370	4500.0	69	38145	No
208	GOM_NL__2PRFIN20090616_231318_000000352080_00016_38146_3728.N1	16-JUN-2009 23:13:18	Dark	34.500	63	Bet Gru	2.1500	2800.0	69	38146	No
209	GOM_NL__2PRFIN20090616_231521_000000352080_00016_38146_3729.N1	16-JUN-2009 23:15:21	Dark	34.500	31	Alp Gru	1.7340	15200.	69	38146	No
210	GOM_NL__2PRFIN20090616_231722_000000432080_00016_38146_3730.N1	16-JUN-2009 23:17:22	Straylight	42.500	172	Gam Gru	3.0030	13100.	85	38146	No
211	GOM_NL__2PRFIN20090616_232912_000000332080_00016_38146_3731.N1	16-JUN-2009 23:29:12	Twilight	33.000	103	38Zet Sgr	2.6000	9700.0	66	38146	No
212	GOM_NL__2PRFIN20090616_233039_000000332080_00016_38146_3732.N1	16-JUN-2009 23:30:39	Twilight	33.000	57	34Sig Sgr	2.0660	26000.	66	38146	No
213	GOM_NL__2PRFIN20090616_233225_000000372080_00016_38146_3733.N1	16-JUN-2009 23:32:25	Twilight	37.000	155	41Pi Sgr	2.9000	6600.0	74	38146	No
214	GOM_NL__2PRFIN20090616_234152_000000312080_00016_38146_3734.N1	16-JUN-2009 23:41:52	Bright	31.000	126	60Bet Oph	2.7700	4250.0	62	38146	No
215	GOM_NL__2PRFIN20090616_234423_000000312080_00016_38146_3735.N1	16-JUN-2009 23:44:23	Bright	30.500	59	55Alp Oph	2.0800	8900.0	61	38146	No
216	GOM_NL__2PRFIN20090616_235455_000000382080_00016_38146_3736.N1	16-JUN-2009 23:54:55	Bright	37.500	5	3Alp Lyr	0.033000	11000.	75	38146	No
217	GOM_NL__2PRFIN20090616_235638_000000312080_00016_38146_3737.N1	16-JUN-2009 23:56:38	Bright	30.500	69	33Gam Dra	2.2310	3800.0	61	38146	No

### 3. Quality information per product


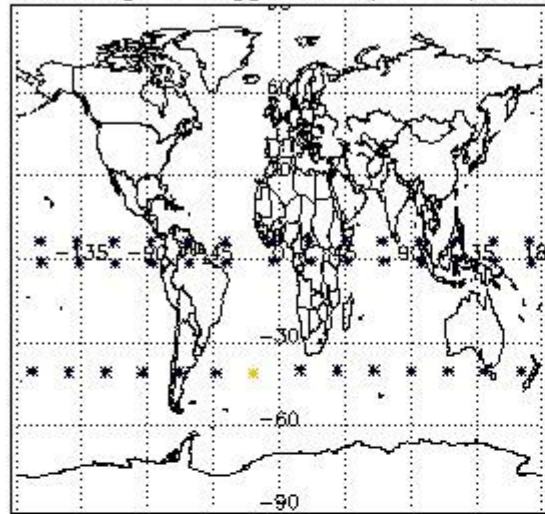
In this section it is plotted some information contained in the Quality Summary data set of the level 2 products. Only products in dark limb conditions and without errors (error flag in the MPH set to "0") are used.

#### 3.1 Plot quality information per product (time dependant)

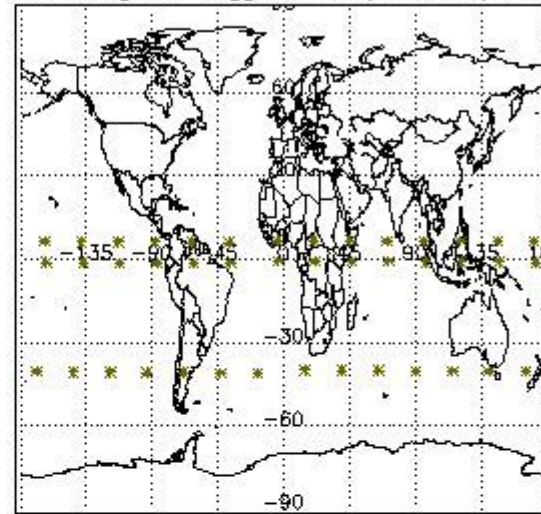


#### 3.2 Plot quality information per product (world map)


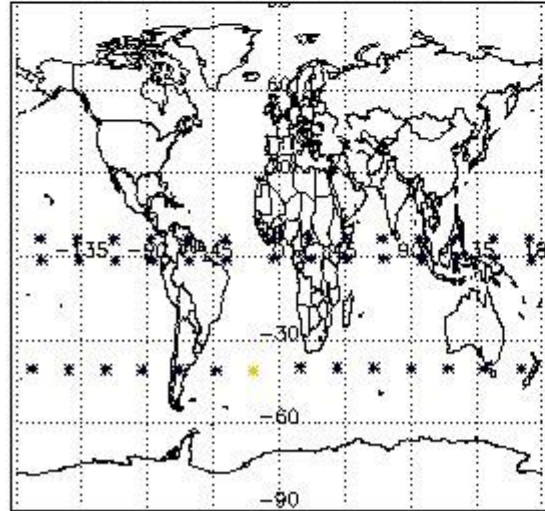
Percentage of flagged data per O3 profile



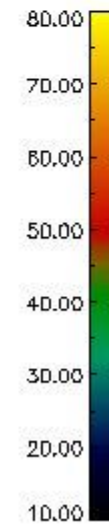
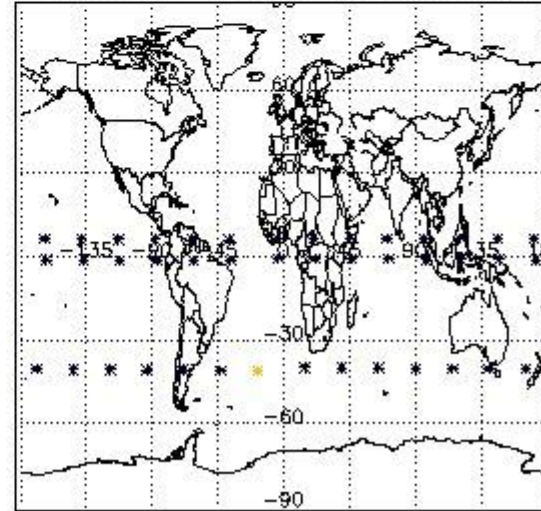
Percentage of flagged data per H2O profile



Percentage of flagged data per NO2 profile



Percentage of flagged data per NO3 profile

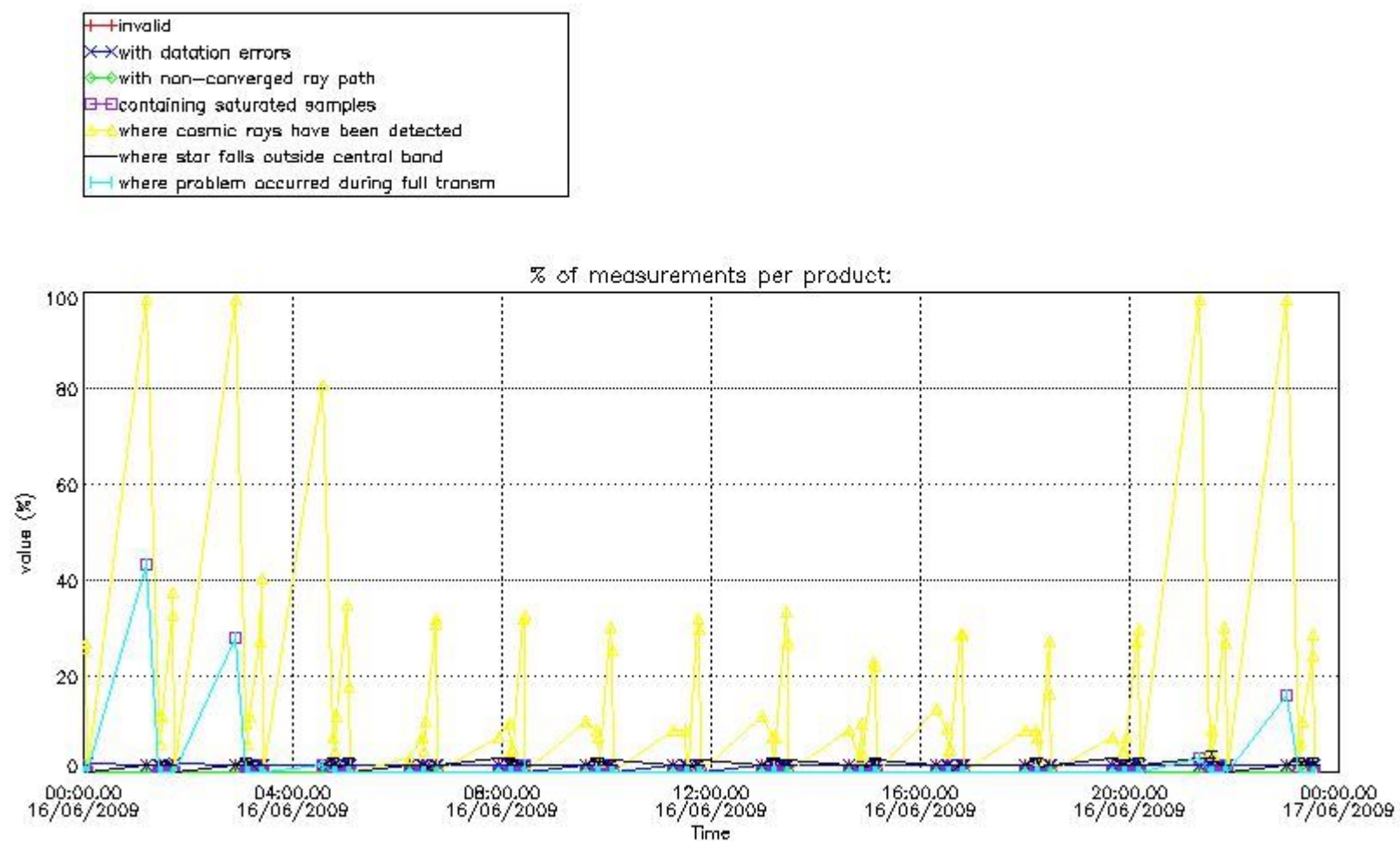


#### 4. Level 1 quality information per product

In this section it is plotted some information contained in the Quality Summary data set of the level 2 products that comes from the level 1b processing. Products without errors (error flag in the MPH set to "0") are used.

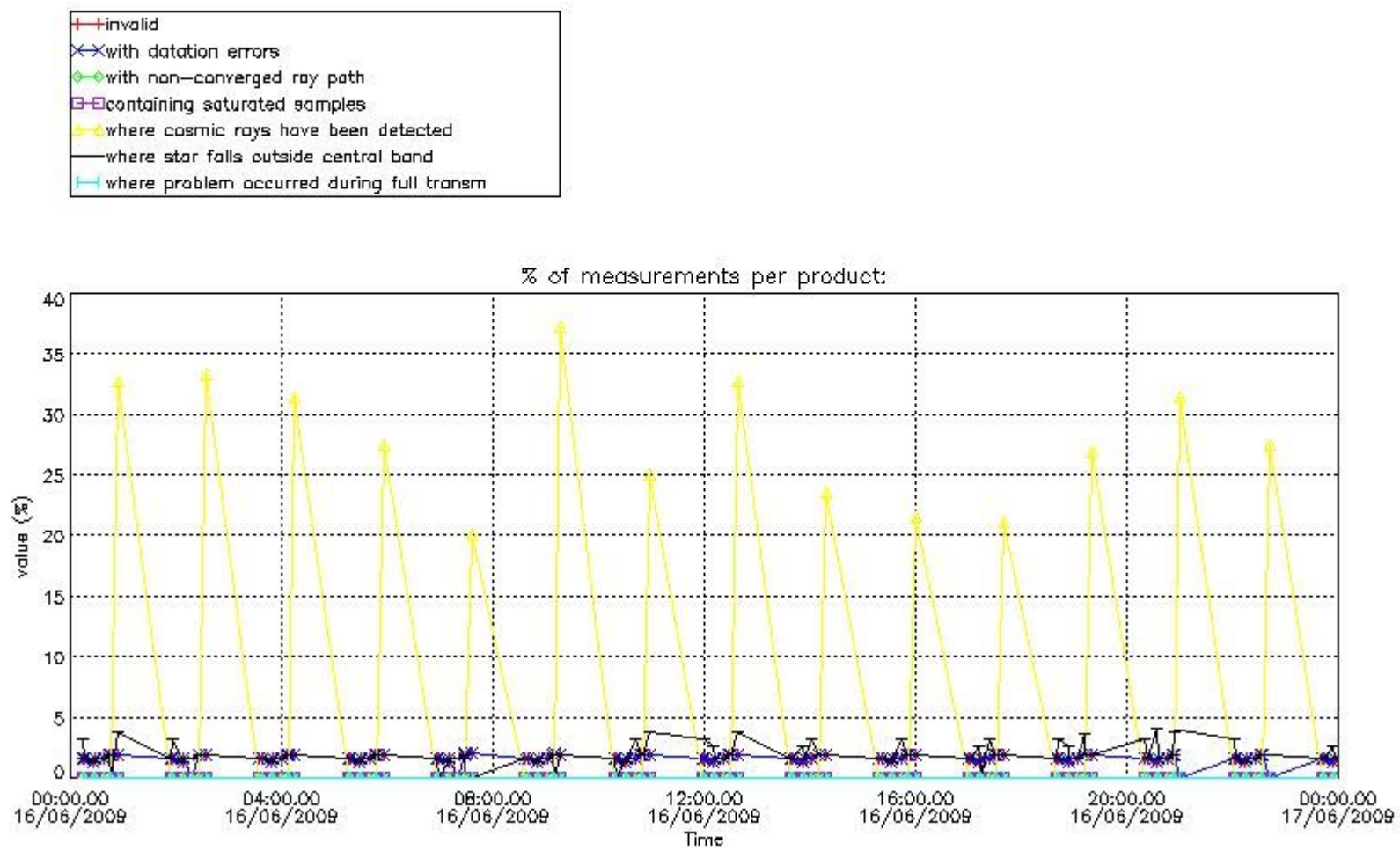
##### 4.1 Plot quality information per product (time dependant) coming from level 1b processing

###### 4.1.1 Plot level 1 quality information per product (time dependant): ENVISAT ASCENDING passes



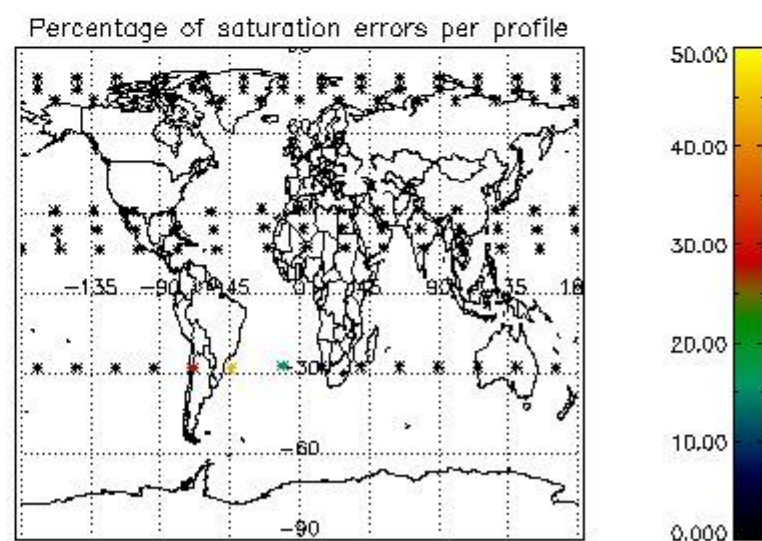
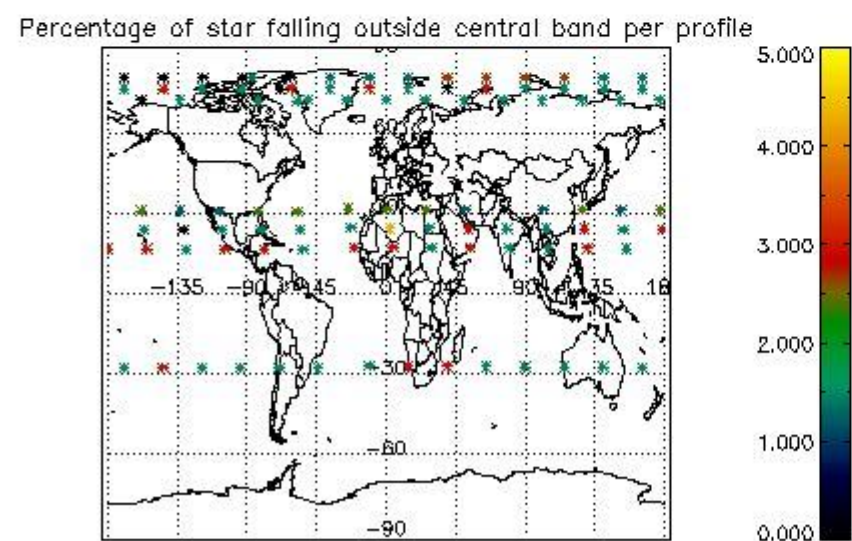
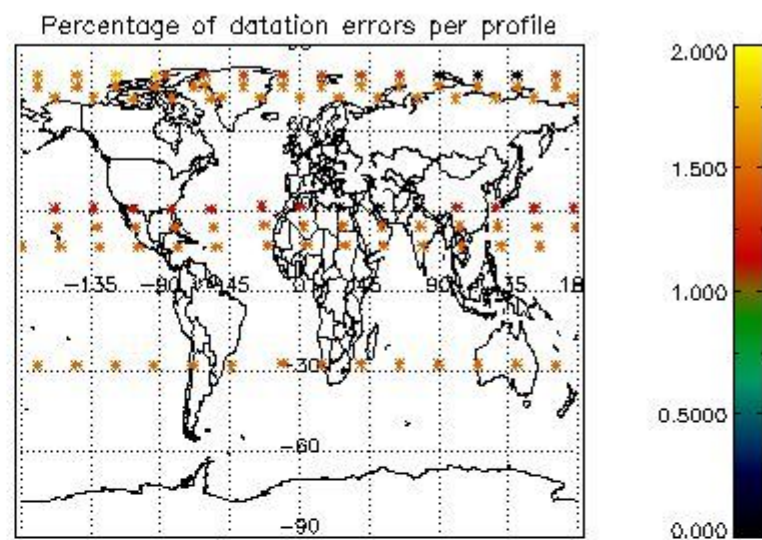
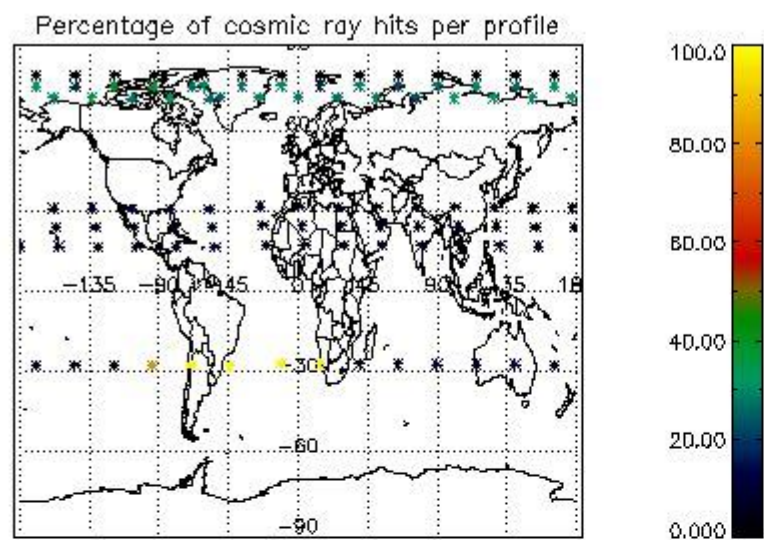
4.1.2 Plot level 1 quality information per product (time dependant): ENVI SAT DESCENDING passes





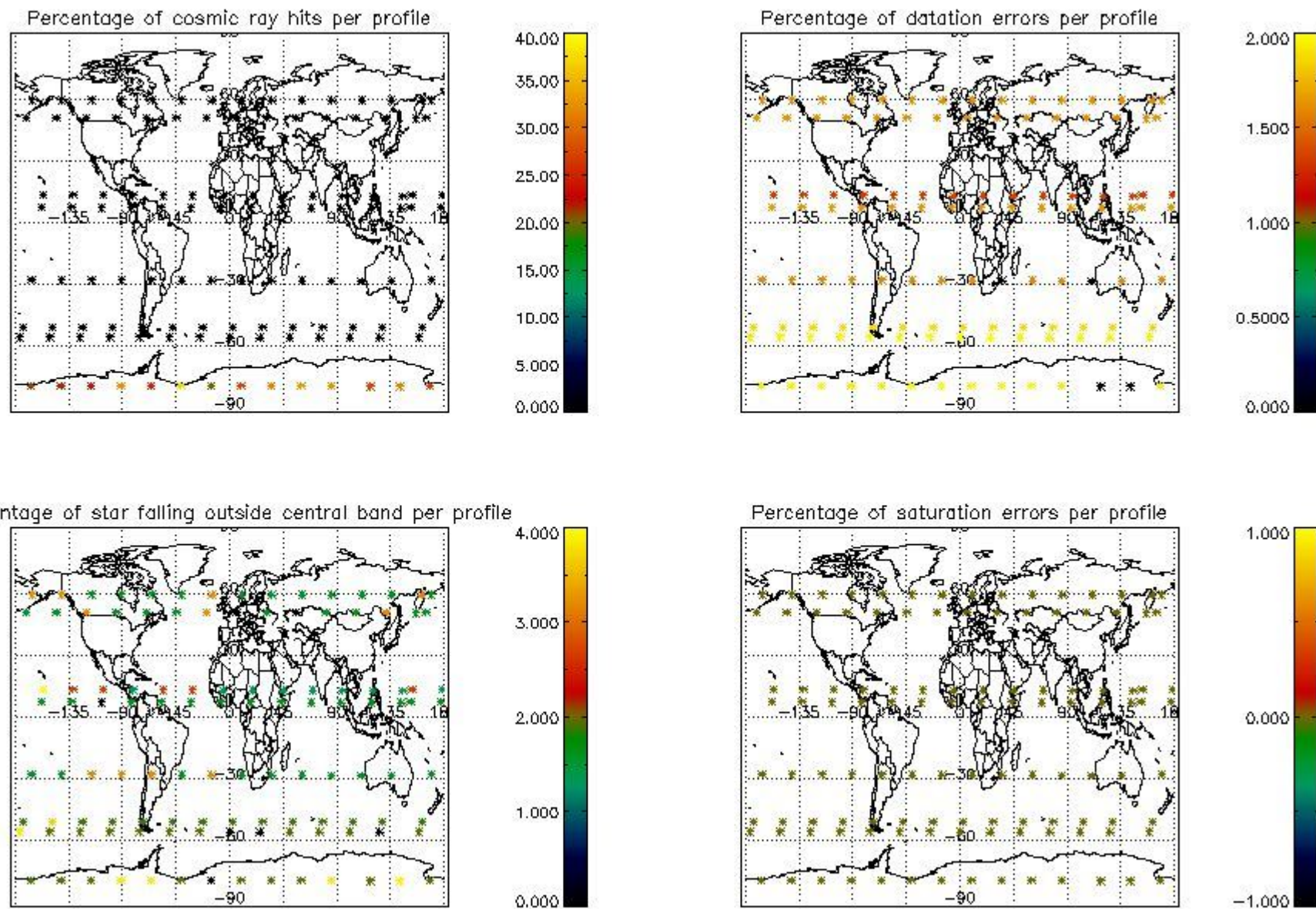
4.2 Plot quality information per product coming from level 1b processing (world map)

4.2.1 Plot level 1 quality information per product (world map): ENVISAT ASCENDING passes



4.2.2 Plot level 1 quality information per product (world map): ENVISAT DESCENDING passes





## 5. Trace gas profiles

### 5.1 Ozone statistics based on quality of products

The final quality of the products can be "measured" using the STD (Standard Deviation) attached to every point profile. This information is written to the parameter GOM\_NL\_\_2P/NL\_LOCAL\_SPECIES\_DENSITY/o3\_std of the level 2 products. The table below shows the statistics for given STD ranges.

The statistics are given with respect to the overall valid production:

- Products without fatal errors: GOM\_NL\_\_2P/MPH/PRODUCT\_ERR=0
- Valid point profile: GOM\_NL\_\_2P/NL\_LOCAL\_SPECIES\_DENSITY/pcd(0)=0

The 'Criteria' is applied to valid points of dark limb products:

- Products in dark limb illumination condition: GOM\_NL\_\_2P/NL\_SUMMARY\_QUALITY/obs\_ill\_cond=0
- Products without fatal errors: GOM\_NL\_\_2P/MPH/PRODUCT\_ERR=0
- Valid point profile: GOM\_NL\_\_2P/NL\_LOCAL\_SPECIES\_DENSITY/pcd(0)=0

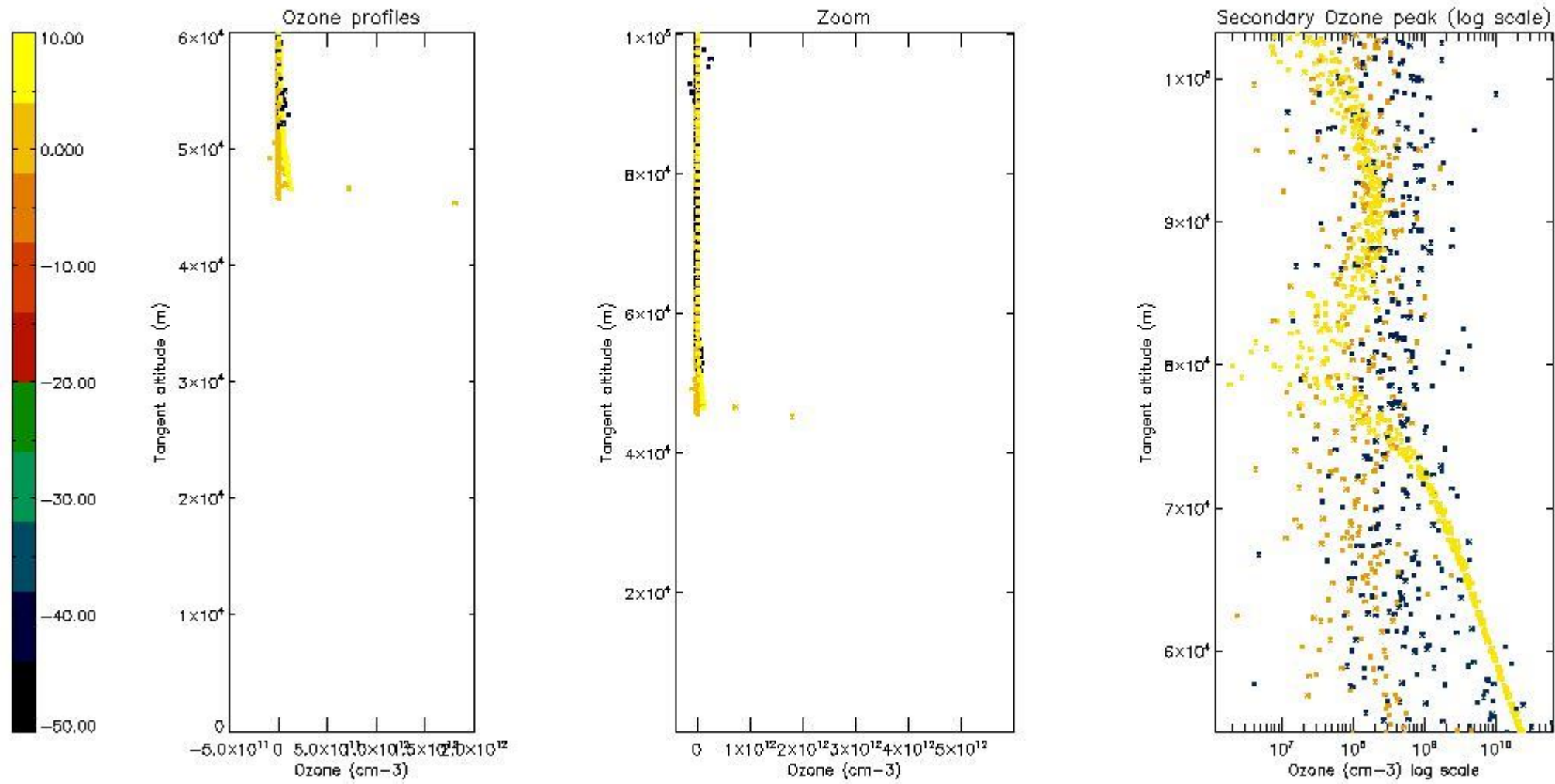
So, the table below shows the percentage of dark limb and valid observations for each criteria with respect to the overall valid daily observations.

Criteria	% of total production
All STD	20
STD < 20	3

STD < 10	3
STD < 5	2

5.2 Plot ozone profiles for all STD (dark without errors)

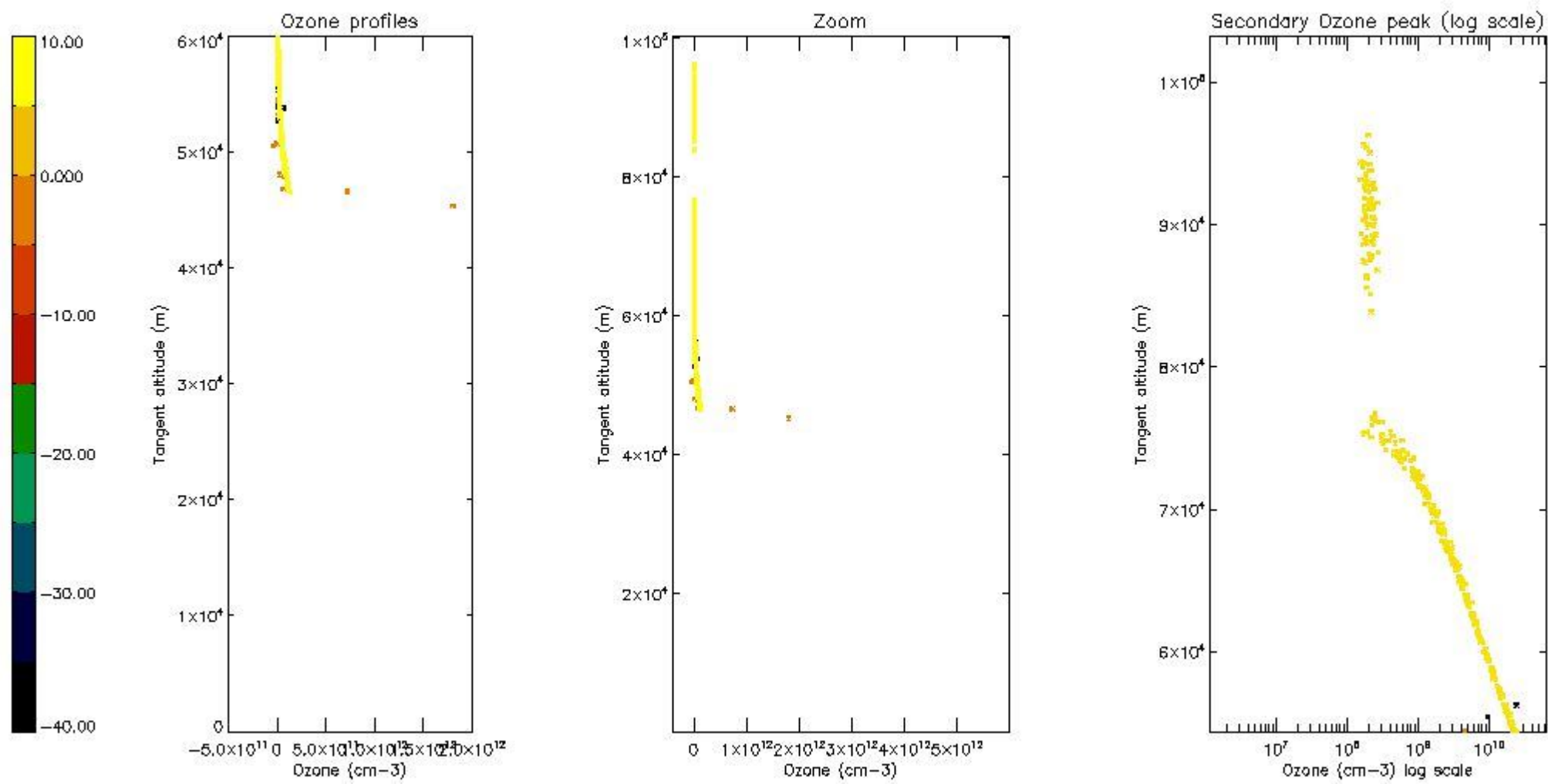
The colorbar represents the latitude.



5.3 Plot ozone profiles where STD < 20% (dark without errors)

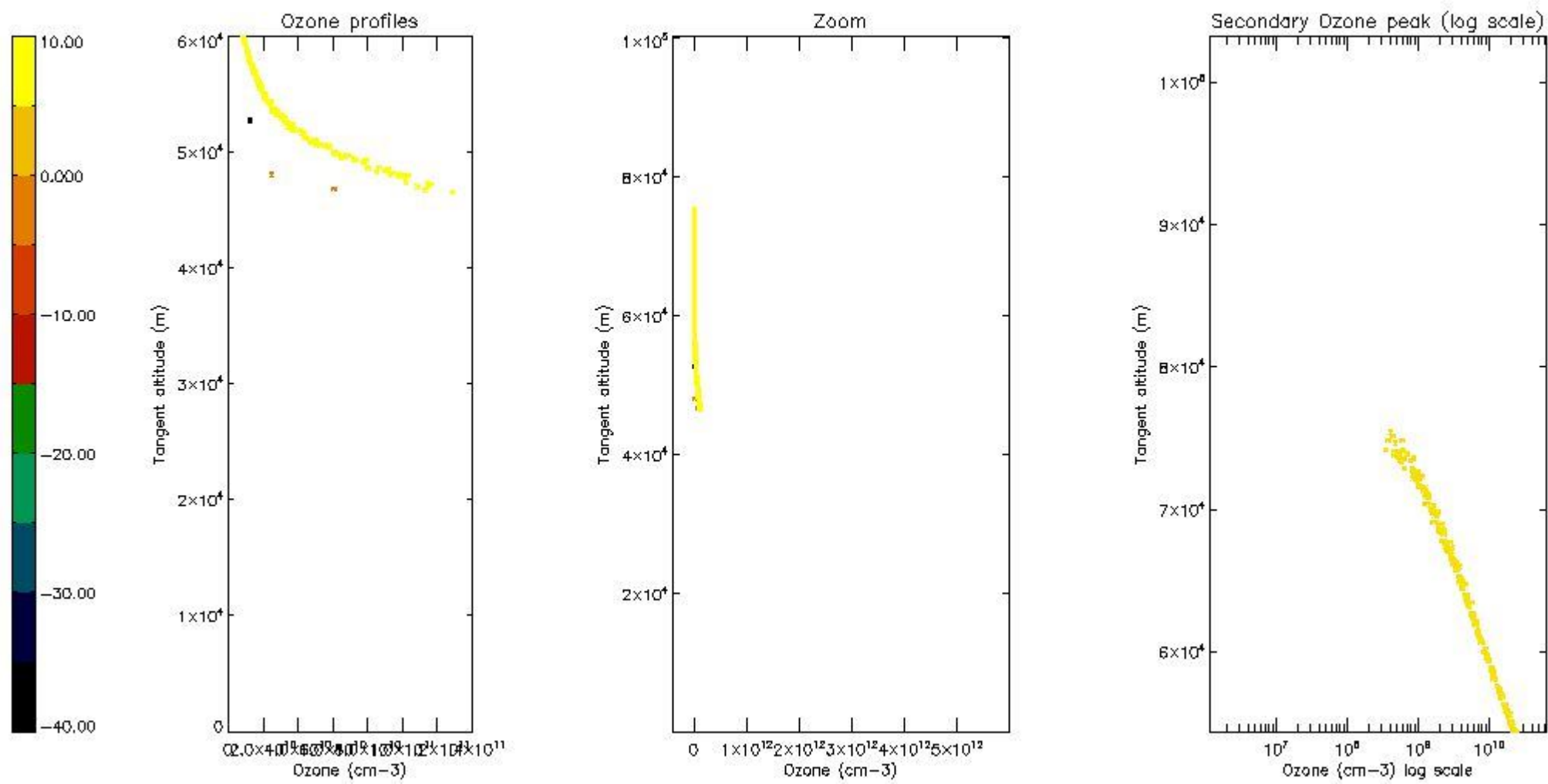
The colorbar represents the latitude.





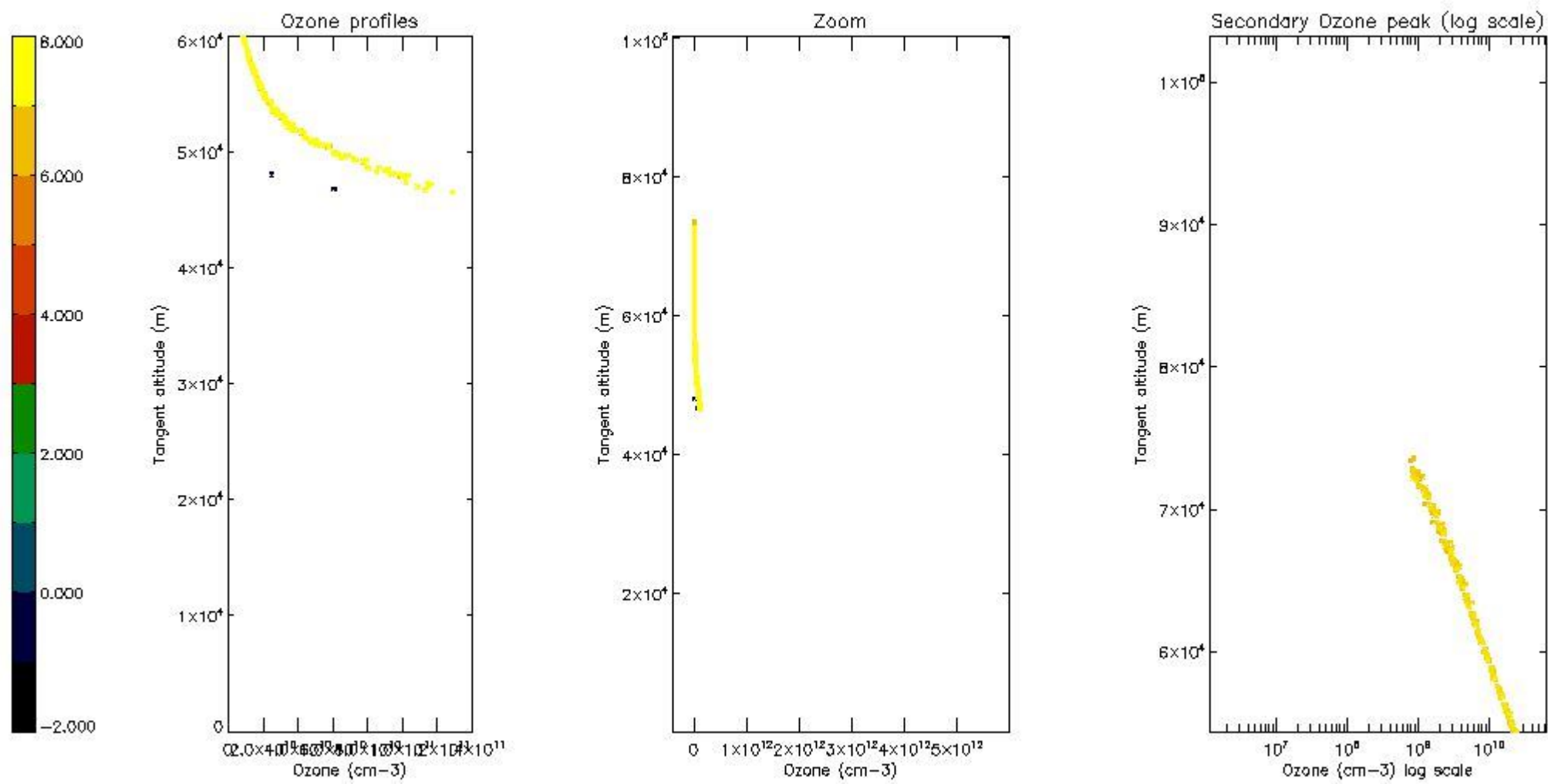
5.4 Plot ozone profiles where  $STD < 10\%$  (dark without errors)

The colorbar represents the latitude.



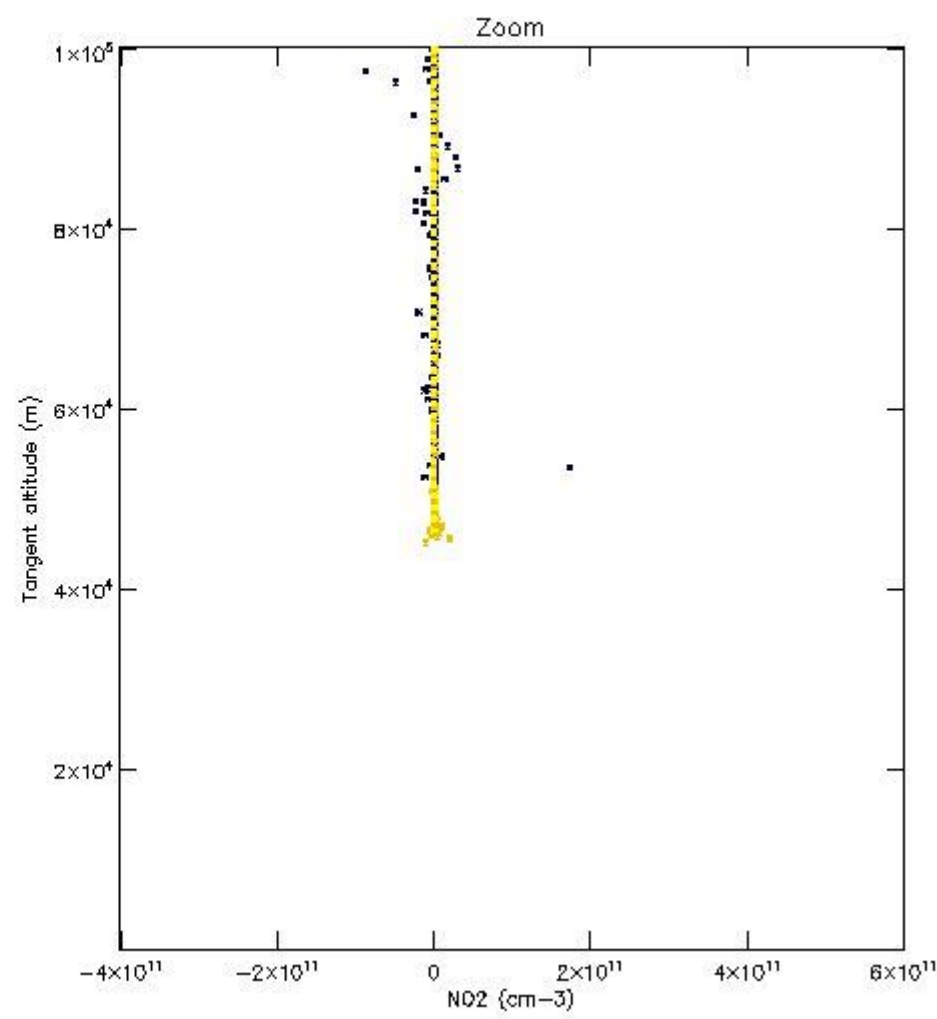
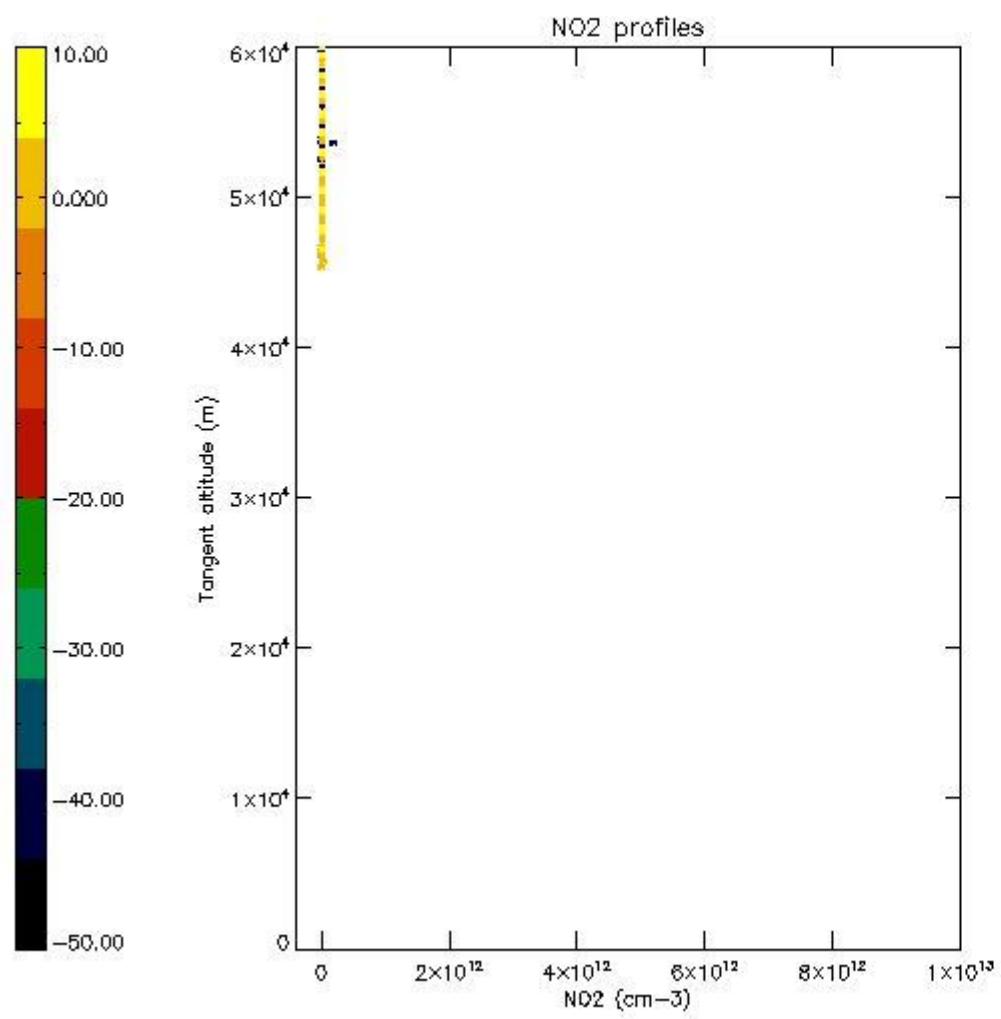
*5.5 Plot ozone profiles where STD < 5% (dark without errors)*

The colorbar represents the latitude.



*5.6 Plot NO<sub>2</sub> profiles for all STD (dark without errors)*

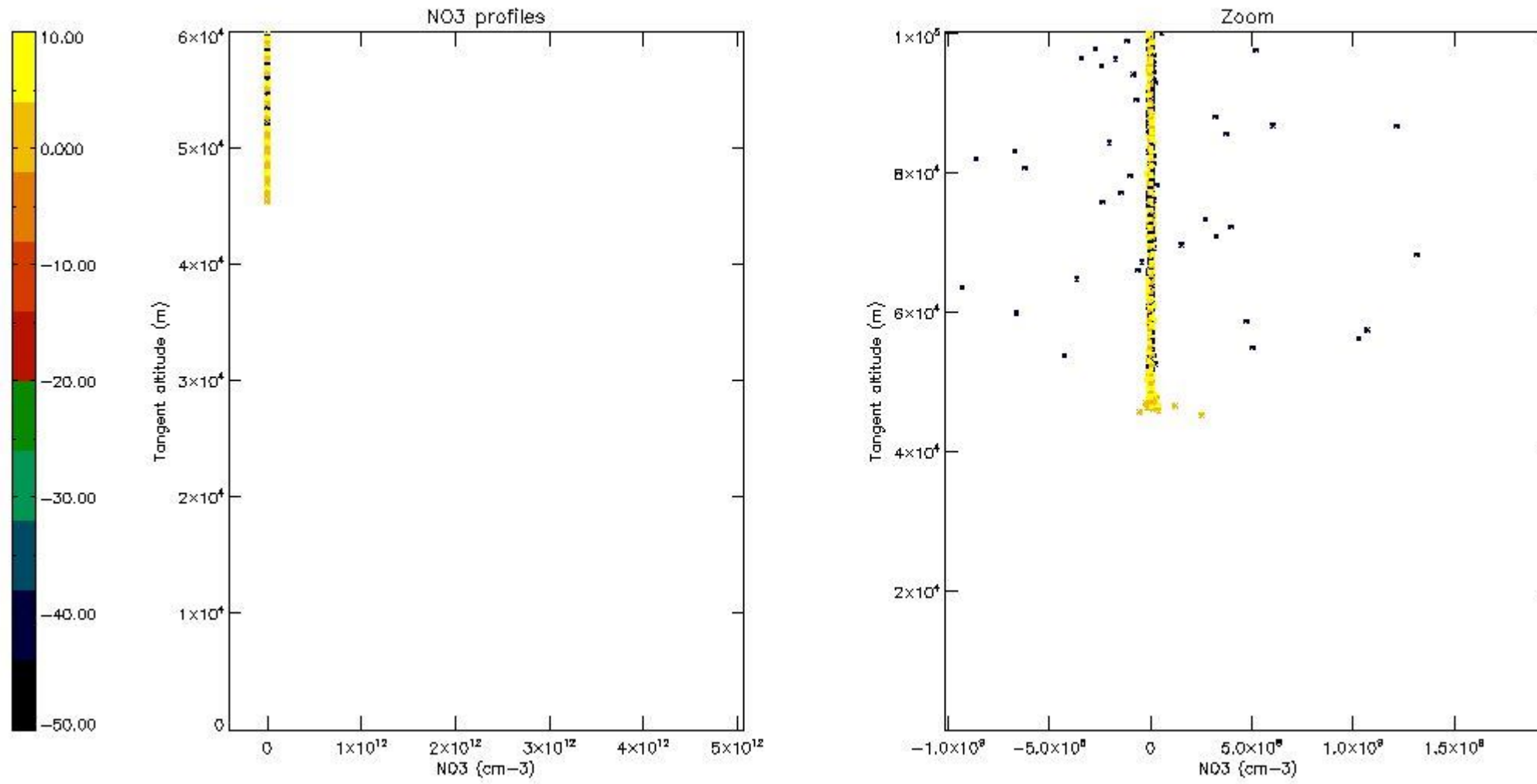
The colorbar represents the latitude.



*5.7 Plot NO3 profiles for all STD (dark without errors)*

The colorbar represents the latitude.





## 6. Auxiliary Data Files used for the production reported in section 2

The number reported in the third column indicates since which file (see list in section 2) the corresponding auxiliary file has been used. The fourth column is the date of those product files.

Type	Auxiliary Filename	Used since product	Used since product date
INST_PHYS_CHARACTERISTICS	GOM_INS_AXVIEC20091111_143220_20030716_120000_20500101_000000	1	16-JUN-2009 00:00:43
LEVEL-2_PROC_CONFIG	GOM_PR2_AXVIEC20091111_152718_20020301_000000_20500101_000000	1	16-JUN-2009 00:00:43
CROSS_SECTIONS_FILE	GOM_CRS_AXVIEC20091111_154832_20020301_000000_20500101_000000	1	16-JUN-2009 00:00:43

# GOMOS Level 2 Daily Report

## SUMMARY

### [1. General Info](#)

### [2. Summary of processed GOM\\_NL\\_2P products](#)

### [3. Level 2 Quality information per product](#)

#### [3.1 Plot of level 2 quality information per product \(time dependant\)](#)

#### [3.2 Plot of level 2 quality information per product \(world map\)](#)

### [4. Level 1 Quality information per product \(stored on level 2 products\)](#)

#### [4.1 Plot of level 1 quality information per product \(time dependant\)](#)

##### [4.1.1 Plot of level 1 quality information per product \(time dependant\): ASCENDING](#)

##### [4.1.2 Plot of level 1 quality information per product \(time dependant\): DESCENDING](#)

#### [4.2 Plot of level 1 quality information per product \(world map\)](#)

##### [4.2.1 Plot of level 1 quality information per product \(world map\): ASCENDING](#)

##### [4.2.2 Plot of level 1 quality information per product \(world map\): DESCENDING](#)

### [5. Ozone profiles based on quality statistics and other trace gas profiles](#)

#### [5.1 Ozone statistics based on quality of products](#)

#### [5.2 Plot ozone profiles for all STD \(dark without errors\)](#)

#### [5.3 Plot ozone profiles where STD < 20% \(dark without errors\)](#)

#### [5.4. Plot ozone profiles where STD < 10% \(dark without errors\)](#)

#### [5.5. Plot ozone profiles where STD < 5% \(dark without errors\)](#)

#### [5.6 Plot NO2 profiles for all STD \(dark without errors\)](#)

#### [5.7 Plot NO3 profiles for all STD \(dark without errors\)](#)

#### [5.8 Plot H2O profiles \(only for occultations of stars 1,2,3,4,13,14,16,26,63 dark without errors\) for all STD](#)

### [6. Auxiliary Data Files used for the production reported in section 2](#)

This report presents the daily analysis on parameters extracted from GOMOS level 2 data (GOM\_NL\_\_2P). It is intended to monitor some important parameters that will impact the quality of these products. A list of level 2 products (and content) that have arrived during the reporting day to the PCF is also given.

Item	Value
Time of report generation	26APR2013 10:12:14
Data source version	GOMOS/6.01
Start time of products	16-06-2009 (16JUN2009 00:00:00)
Stop time of products	17-06-2009 (17JUN2009 00:00:00)
Store outputs in DB	Yes
Nb of level 2 prods	217
Nb of prods with errors	0

## 2. Summary of processed GOM\_NL\_\_2P products.

Nr	Filename	UTC Start time	Limb	Duration	Star Id	Star Name	Star Mag	Star Temp	Nb Meas	Orbit	Prod. error
1	GOM_NL__2PRFIN20090616_000043_000000332080_00002_38132_3481.N1	16-JUN-2009 00:00:43	Twilight	33.000	103	38Zet Sgr	2.6000	9700.0	66	38132	No
2	GOM_NL__2PRFIN20090616_000211_000000342080_00002_38132_3482.N1	16-JUN-2009 00:02:11	Twilight	33.500	57	34Sig Sgr	2.0660	26000.	67	38132	No
3	GOM_NL__2PRFIN20090616_000358_000000282080_00002_38132_3483.N1	16-JUN-2009 00:03:58	Twilight	28.000	155	41Pi Sgr	2.9000	6600.0	56	38132	No
4	GOM_NL__2PRFIN20090616_001333_000000322080_00002_38132_3484.N1	16-JUN-2009 00:13:33	Bright	31.500	126	60Bet Oph	2.7700	4250.0	63	38132	No
5	GOM_NL__2PRFIN20090616_001604_000000312080_00002_38132_3485.N1	16-JUN-2009 00:16:04	Bright	31.000	59	55Alp Oph	2.0800	8900.0	62	38132	No
6	GOM_NL__2PRFIN20090616_002645_000000382080_00002_38132_3486.N1	16-JUN-2009 00:26:45	Bright	37.500	5	3Alp Lyr	0.033000	11000.	75	38132	No
7	GOM_NL__2PRFIN20090616_002822_000000312080_00002_38132_3487.N1	16-JUN-2009 00:28:22	Bright	30.500	69	33Gam Dra	2.2310	3800.0	61	38132	No
8	GOM_NL__2PRFIN20090616_003817_000000322080_00002_38132_3488.N1	16-JUN-2009 00:38:17	Twilight	31.500	89	5Alp Cep	2.4510	8000.0	63	38132	No
9	GOM_NL__2PRFIN20090616_004443_000000272080_00002_38132_3489.N1	16-JUN-2009 00:44:43	Twilight	26.500	74	11Bet Cas	2.2680	6600.0	53	38132	No
10	GOM_NL__2PRFIN20090616_004606_000000262080_00002_38132_3490.N1	16-JUN-2009 00:46:06	Twilight	25.500	68	18Alp Cas	2.2250	4500.0	51	38132	No
11	GOM_NL__2PRFIN20090616_005337_000000262080_00002_38132_3491.N1	16-JUN-2009 00:53:37	Twilight	26.000	53	43Bet And	2.0480	3300.0	52	38132	No
12	GOM_NL__2PRFIN20090616_011252_000000342080_00002_38132_3492.N1	16-JUN-2009 01:12:52	Dark	33.500	52	16Bet Cet	2.0370	4500.0	67	38132	No
13	GOM_NL__2PRFIN20090616_012518_000000342080_00003_38133_3510.N1	16-JUN-2009 01:25:18	Dark	34.000	63	Bet Gru	2.1500	2800.0	68	38133	No
14	GOM_NL__2PRFIN20090616_012721_000000352080_00003_38133_3511.N1	16-JUN-2009 01:27:21	Dark	34.500	31	Alp Gru	1.7340	15200.	69	38133	No
15	GOM_NL__2PRFIN20090616_012918_000000432080_00003_38133_3512.N1	16-JUN-2009 01:29:18	Straylight	42.500	172	Gam Gru	3.0030	13100.	85	38133	No
16	GOM_NL__2PRFIN20090616_014119_000000342080_00003_38133_3513.N1	16-JUN-2009 01:41:19	Twilight	33.500	103	38Zet Sgr	2.6000	9700.0	67	38133	No
17	GOM_NL__2PRFIN20090616_014247_000000342080_00003_38133_3514.N1	16-JUN-2009 01:42:47	Twilight	33.500	57	34Sig Sgr	2.0660	26000.	67	38133	No
18	GOM_NL__2PRFIN20090616_014434_000000282080_00003_38133_3515.N1	16-JUN-2009 01:44:34	Twilight	28.000	155	41Pi Sgr	2.9000	6600.0	56	38133	No
19	GOM_NL__2PRFIN20090616_015408_000000312080_00003_38133_3516.N1	16-JUN-2009 01:54:08	Bright	31.000	126	60Bet Oph	2.7700	4250.0	62	38133	No
20	GOM_NL__2PRFIN20090616_015639_000000322080_00003_38133_3517.N1	16-JUN-2009 01:56:39	Bright	31.500	59	55Alp Oph	2.0800	8900.0	63	38133	No
21	GOM_NL__2PRFIN20090616_020720_000000382080_00003_38133_3518.N1	16-JUN-2009 02:07:20	Bright	37.500	5	3Alp Lyr	0.033000	11000.	75	38133	No
22	GOM_NL__2PRFIN20090616_020857_000000312080_00003_38133_3519.N1	16-JUN-2009 02:08:57	Bright	30.500	69	33Gam Dra	2.2310	3800.0	61	38133	No
23	GOM_NL__2PRFIN20090616_021852_000000312080_00003_38133_3520.N1	16-JUN-2009 02:18:52	Twilight	31.000	89	5Alp Cep	2.4510	8000.0	62	38133	No
24	GOM_NL__2PRFIN20090616_022518_000000272080_00003_38133_3521.N1	16-JUN-2009 02:25:18	Twilight	26.500	74	11Bet Cas	2.2680	6600.0	53	38133	No
25	GOM_NL__2PRFIN20090616_022642_000000262080_00003_38133_3522.N1	16-JUN-2009 02:26:42	Twilight	25.500	68	18Alp Cas	2.2250	4500.0	51	38133	No
26	GOM_NL__2PRFIN20090616_023413_000000262080_00003_38133_3523.N1	16-JUN-2009 02:34:13	Twilight	25.500	53	43Bet And	2.0480	3300.0	51	38133	No
27	GOM_NL__2PRFIN20090616_025329_000000342080_00003_38133_3524.N1	16-JUN-2009 02:53:29	Dark	34.000	52	16Bet Cet	2.0370	4500.0	68	38133	No
28	GOM_NL__2PRFIN20090616_030555_000000342080_00004_38134_3527.N1	16-JUN-2009 03:05:55	Dark	34.000	63	Bet Gru	2.1500	2800.0	68	38134	No
29	GOM_NL__2PRFIN20090616_030758_000000352080_00004_38134_3528.N1	16-JUN-2009 03:07:58	Dark	34.500	31	Alp Gru	1.7340	15200.	69	38134	No
30	GOM_NL__2PRFIN20090616_030955_000000432080_00004_38134_3529.N1	16-JUN-2009 03:09:55	Straylight	42.500	172	Gam Gru	3.0030	13100.	85	38134	No
31	GOM_NL__2PRFIN20090616_032156_000000332080_00004_38134_3530.N1	16-JUN-2009 03:21:56	Twilight	33.000	103	38Zet Sgr	2.6000	9700.0	66	38134	No
32	GOM_NL__2PRFIN20090616_032324_000000342080_00004_38134_3531.N1	16-JUN-2009 03:23:24	Twilight	33.500	57	34Sig Sgr	2.0660	26000.	67	38134	No
33	GOM_NL__2PRFIN20090616_032511_000000322080_00004_38134_3532.N1	16-JUN-2009 03:25:11	Twilight	32.000	155	41Pi Sgr	2.9000	6600.0	64	38134	No
34	GOM_NL__2PRFIN20090616_033444_000000312080_00004_38134_3533.N1	16-JUN-2009 03:34:44	Bright	31.000	126	60Bet Oph	2.7700	4250.0	62	38134	No
35	GOM_NL__2PRFIN20090616_033715_000000312080_00004_38134_3534.N1	16-JUN-2009 03:37:15	Bright	31.000	59	55Alp Oph	2.0800	8900.0	62	38134	No
36	GOM_NL__2PRFIN20090616_034755_000000382080_00004_38134_3535.N1	16-JUN-2009 03:47:55	Bright	37.500	5	3Alp Lyr	0.033000	11000.	75	38134	No
37	GOM_NL__2PRFIN20090616_034933_000000302080_00004_38134_3536.N1	16-JUN-2009 03:49:33	Bright	30.000	69	33Gam Dra	2.2310	3800.0	60	38134	No
38	GOM_NL__2PRFIN20090616_035927_000000322080_00004_38134_3537.N1	16-JUN-2009 03:59:27	Twilight	31.500	89	5Alp Cep	2.4510	8000.0	63	38134	No
39	GOM_NL__2PRFIN20090616_040554_000000272080_00004_38134_3538.N1	16-JUN-2009 04:05:54	Twilight	26.500	74	11Bet Cas	2.2680	6600.0	53	38134	No
40	GOM_NL__2PRFIN20090616_040717_000000262080_00004_38134_3539.N1	16-JUN-2009 04:07:17	Twilight	25.500	68	18Alp Cas	2.2250	4500.0	51	38134	No
41	GOM_NL__2PRFIN20090616_041449_000000262080_00004_38134_3540.N1	16-JUN-2009 04:14:49	Twilight	25.500	53	43Bet And	2.0480	3300.0	51	38134	No
42	GOM_NL__2PRFIN20090616_043406_000000342080_00004_38134_3541.N1	16-JUN-2009 04:34:06	Dark	33.500	52	16Bet Cet	2.0370	4500.0	67	38134	No





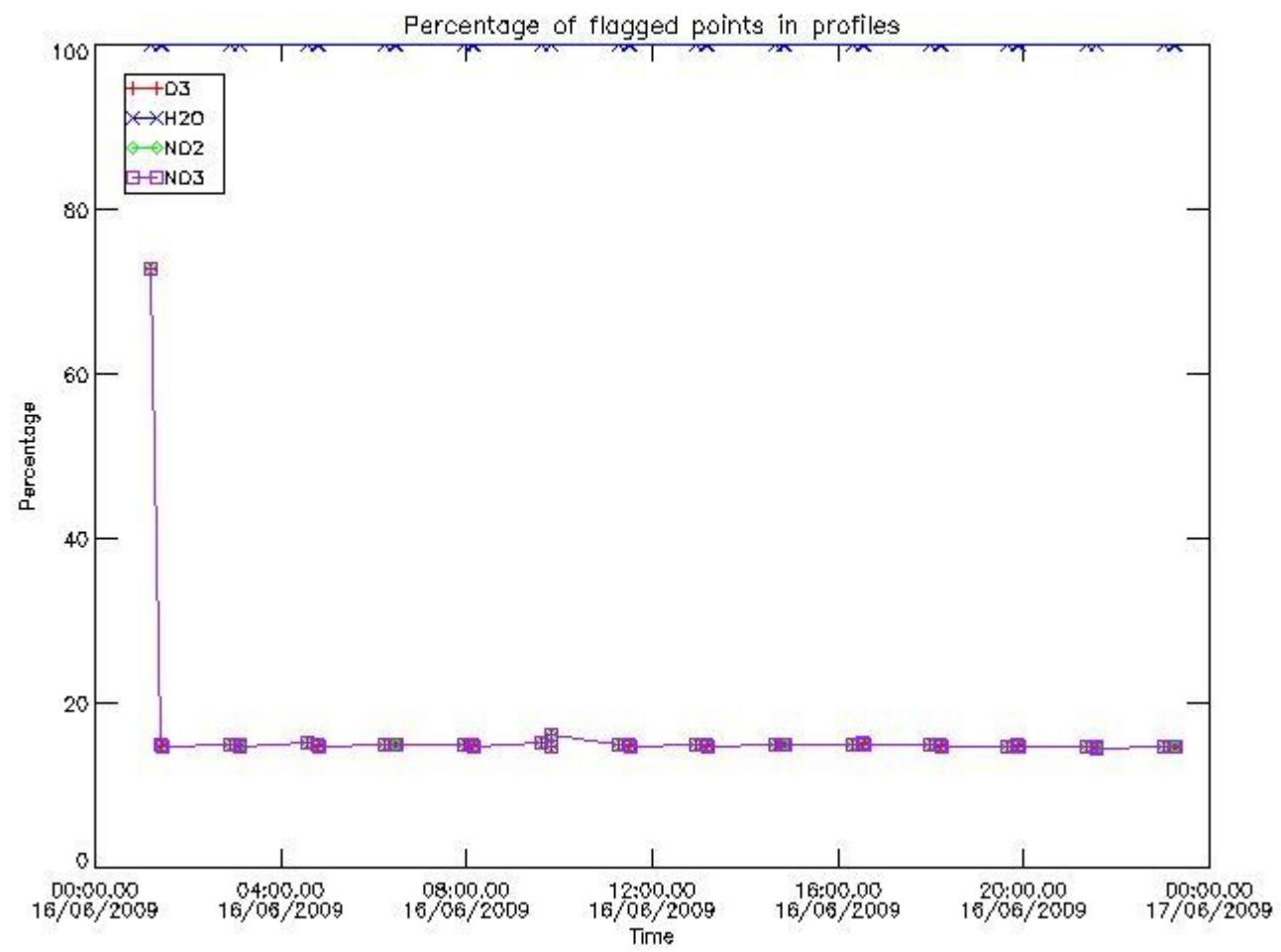
102	GOM_NL_2PRFIN20090616_111634_000000342080_00008_38138_3598.N1	16-JUN-2009 11:16:34	Dark	34.000	52	16Bet Cet	2.0370	4500.0	68	38138	No
103	GOM_NL_2PRFIN20090616_112900_000000342080_00009_38139_3598.N1	16-JUN-2009 11:29:00	Dark	34.000	63	Bet Gru	2.1500	2800.0	68	38139	No
104	GOM_NL_2PRFIN20090616_113103_000000352080_00009_38139_3599.N1	16-JUN-2009 11:31:03	Dark	34.500	31	Alp Gru	1.7340	15200.	69	38139	No
105	GOM_NL_2PRFIN20090616_113301_000000422080_00009_38139_3600.N1	16-JUN-2009 11:33:01	Straylight	42.000	172	Gam Gru	3.0030	13100.	84	38139	No
106	GOM_NL_2PRFIN20090616_114457_000000332080_00009_38139_3601.N1	16-JUN-2009 11:44:57	Twi_and_stray	33.000	103	38Zet Sgr	2.6000	9700.0	66	38139	No
107	GOM_NL_2PRFIN20090616_114625_000000342080_00009_38139_3602.N1	16-JUN-2009 11:46:25	Twi_and_stray	33.500	57	34Sig Sgr	2.0660	26000.	67	38139	No
108	GOM_NL_2PRFIN20090616_114811_000000382080_00009_38139_3603.N1	16-JUN-2009 11:48:11	Twi_and_stray	37.500	155	41Pi Sgr	2.9000	6600.0	75	38139	No
109	GOM_NL_2PRFIN20090616_115743_000000312080_00009_38139_3604.N1	16-JUN-2009 11:57:43	Bright	31.000	126	60Bet Oph	2.7700	4250.0	62	38139	No
110	GOM_NL_2PRFIN20090616_120013_000000312080_00009_38139_3605.N1	16-JUN-2009 12:00:13	Bright	31.000	59	55Alp Oph	2.0800	8900.0	62	38139	No
111	GOM_NL_2PRFIN20090616_121050_000000382080_00009_38139_3606.N1	16-JUN-2009 12:10:50	Bright	37.500	5	3Alp Lyr	0.033000	11000.	75	38139	No
112	GOM_NL_2PRFIN20090616_121230_000000312080_00009_38139_3607.N1	16-JUN-2009 12:12:30	Bright	30.500	69	33Gam Dra	2.2310	3800.0	61	38139	No
113	GOM_NL_2PRFIN20090616_122223_000000322080_00009_38139_3608.N1	16-JUN-2009 12:22:23	Twi_and_stray	31.500	89	5Alp Cep	2.4510	8000.0	63	38139	No
114	GOM_NL_2PRFIN20090616_122852_000000272080_00009_38139_3609.N1	16-JUN-2009 12:28:52	Twi_and_stray	26.500	74	11Bet Cas	2.2680	6600.0	53	38139	No
115	GOM_NL_2PRFIN20090616_123016_000000262080_00009_38139_3610.N1	16-JUN-2009 12:30:16	Twi_and_stray	25.500	68	18Alp Cas	2.2250	4500.0	51	38139	No
116	GOM_NL_2PRFIN20090616_123749_000000262080_00009_38139_3611.N1	16-JUN-2009 12:37:49	Twi_and_stray	26.000	53	43Bet And	2.0480	3300.0	52	38139	No
117	GOM_NL_2PRFIN20090616_125711_000000342080_00009_38139_3612.N1	16-JUN-2009 12:57:11	Dark	34.000	52	16Bet Cet	2.0370	4500.0	68	38139	No
118	GOM_NL_2PRFIN20090616_130937_000000342080_00010_38140_3612.N1	16-JUN-2009 13:09:37	Dark	34.000	63	Bet Gru	2.1500	2800.0	68	38140	No
119	GOM_NL_2PRFIN20090616_131140_000000352080_00010_38140_3613.N1	16-JUN-2009 13:11:40	Dark	34.500	31	Alp Gru	1.7340	15200.	69	38140	No
120	GOM_NL_2PRFIN20090616_131339_000000422080_00010_38140_3614.N1	16-JUN-2009 13:13:39	Straylight	42.000	172	Gam Gru	3.0030	13100.	84	38140	No
121	GOM_NL_2PRFIN20090616_132534_000000332080_00010_38140_3615.N1	16-JUN-2009 13:25:34	Twi_and_stray	33.000	103	38Zet Sgr	2.6000	9700.0	66	38140	No
122	GOM_NL_2PRFIN20090616_132701_000000342080_00010_38140_3616.N1	16-JUN-2009 13:27:01	Twi_and_stray	33.500	57	34Sig Sgr	2.0660	26000.	67	38140	No
123	GOM_NL_2PRFIN20090616_132848_000000382080_00010_38140_3617.N1	16-JUN-2009 13:28:48	Twi_and_stray	38.000	155	41Pi Sgr	2.9000	6600.0	76	38140	No
124	GOM_NL_2PRFIN20090616_133818_000000312080_00010_38140_3618.N1	16-JUN-2009 13:38:18	Bright	31.000	126	60Bet Oph	2.7700	4250.0	62	38140	No
125	GOM_NL_2PRFIN20090616_134049_000000312080_00010_38140_3619.N1	16-JUN-2009 13:40:49	Bright	31.000	59	55Alp Oph	2.0800	8900.0	62	38140	No
126	GOM_NL_2PRFIN20090616_135125_000000382080_00010_38140_3620.N1	16-JUN-2009 13:51:25	Bright	37.500	5	3Alp Lyr	0.033000	11000.	75	38140	No
127	GOM_NL_2PRFIN20090616_135305_000000312080_00010_38140_3621.N1	16-JUN-2009 13:53:05	Bright	30.500	69	33Gam Dra	2.2310	3800.0	61	38140	No
128	GOM_NL_2PRFIN20090616_140259_000000322080_00010_38140_3622.N1	16-JUN-2009 14:02:59	Twi_and_stray	31.500	89	5Alp Cep	2.4510	8000.0	63	38140	No
129	GOM_NL_2PRFIN20090616_140928_000000272080_00010_38140_3623.N1	16-JUN-2009 14:09:28	Twi_and_stray	26.500	74	11Bet Cas	2.2680	6600.0	53	38140	No
130	GOM_NL_2PRFIN20090616_141052_000000262080_00010_38140_3624.N1	16-JUN-2009 14:10:52	Twi_and_stray	25.500	68	18Alp Cas	2.2250	4500.0	51	38140	No
131	GOM_NL_2PRFIN20090616_141825_000000262080_00010_38140_3625.N1	16-JUN-2009 14:18:25	Twi_and_stray	25.500	53	43Bet And	2.0480	3300.0	51	38140	No
132	GOM_NL_2PRFIN20090616_143748_000000342080_00010_38140_3626.N1	16-JUN-2009 14:37:48	Dark	34.000	52	16Bet Cet	2.0370	4500.0	68	38140	No
133	GOM_NL_2PRFIN20090616_145014_000000342080_00011_38141_3626.N1	16-JUN-2009 14:50:14	Dark	34.000	63	Bet Gru	2.1500	2800.0	68	38141	No
134	GOM_NL_2PRFIN20090616_145217_000000342080_00011_38141_3627.N1	16-JUN-2009 14:52:17	Dark	34.000	31	Alp Gru	1.7340	15200.	68	38141	No
135	GOM_NL_2PRFIN20090616_145416_000000422080_00011_38141_3628.N1	16-JUN-2009 14:54:16	Straylight	42.000	172	Gam Gru	3.0030	13100.	84	38141	No
136	GOM_NL_2PRFIN20090616_150610_000000332080_00011_38141_3629.N1	16-JUN-2009 15:06:10	Twi_and_stray	33.000	103	38Zet Sgr	2.6000	9700.0	66	38141	No
137	GOM_NL_2PRFIN20090616_150737_000000342080_00011_38141_3630.N1	16-JUN-2009 15:07:37	Twi_and_stray	34.000	57	34Sig Sgr	2.0660	26000.	68	38141	No
138	GOM_NL_2PRFIN20090616_150924_000000382080_00011_38141_3631.N1	16-JUN-2009 15:09:24	Twi_and_stray	37.500	155	41Pi Sgr	2.9000	6600.0	75	38141	No
139	GOM_NL_2PRFIN20090616_151854_000000312080_00011_38141_3632.N1	16-JUN-2009 15:18:54	Bright	31.000	126	60Bet Oph	2.7700	4250.0	62	38141	No
140	GOM_NL_2PRFIN20090616_152124_000000312080_00011_38141_3633.N1	16-JUN-2009 15:21:24	Bright	31.000	59	55Alp Oph	2.0800	8900.0	62	38141	No
141	GOM_NL_2PRFIN20090616_153200_000000382080_00011_38141_3634.N1	16-JUN-2009 15:32:00	Bright	37.500	5	3Alp Lyr	0.033000	11000.	75	38141	No
142	GOM_NL_2PRFIN20090616_153341_000000312080_00011_38141_3635.N1	16-JUN-2009 15:33:41	Bright	30.500	69	33Gam Dra	2.2310	3800.0	61	38141	No
143	GOM_NL_2PRFIN20090616_154334_000000322080_00011_38141_3636.N1	16-JUN-2009 15:43:34	Twi_and_stray	31.500	89	5Alp Cep	2.4510	8000.0	63	38141	No
144	GOM_NL_2PRFIN20090616_155003_000000272080_00011_38141_3637.N1	16-JUN-2009 15:50:03	Twi_and_stray	26.500	74	11Bet Cas	2.2680	6600.0	53	38141	No
145	GOM_NL_2PRFIN20090616_155127_000000262080_00011_38141_3638.N1	16-JUN-2009 15:51:27	Twi_and_stray	25.500	68	18Alp Cas	2.2250	4500.0	51	38141	No
146	GOM_NL_2PRFIN20090616_155901_000000262080_00011_38141_3639.N1	16-JUN-2009 15:59:01	Twi_and_stray	25.500	53	43Bet And	2.0480	3300.0	51	38141	No
147	GOM_NL_2PRFIN20090616_161825_000000342080_00011_38141_3640.N1	16-JUN-2009 16:18:25	Dark	34.000	52	16Bet Cet	2.0370	4500.0	68	38141	No
148	GOM_NL_2PRFIN20090616_163051_000000342080_00012_38142_3641.N1	16-JUN-2009 16:30:51	Dark	33.500	63	Bet Gru	2.1500	2800.0	67	38142	No
149	GOM_NL_2PRFIN20090616_163254_000000342080_00012_38142_3642.N1	16-JUN-2009 16:32:54	Dark	34.000	31	Alp Gru	1.7340	15200.	68	38142	No
150	GOM_NL_2PRFIN20090616_163453_000000412080_00012_38142_3643.N1	16-JUN-2009 16:34:53	Straylight	41.000	172	Gam Gru	3.0030	13100.	82	38142	No
151	GOM_NL_2PRFIN20090616_164647_000000332080_00012_38142_3644.N1	16-JUN-2009 16:46:47	Twi_and_stray	33.000	103	38Zet Sgr	2.6000	9700.0	66	38142	No
152	GOM_NL_2PRFIN20090616_164814_000000332080_00012_38142_3645.N1	16-JUN-2009 16:48:14	Twi_and_stray	33.000	57	34Sig Sgr	2.0660	26000.	66	38142	No
153	GOM_NL_2PRFIN20090616_165000_000000372080_00012_38142_3646.N1	16-JUN-2009 16:50:00	Twi_and_stray	37.000	155	41Pi Sgr	2.9000	6600.0	74	38142	No
154	GOM_NL_2PRFIN20090616_165930_000000312080_00012_38142_3647.N1	16-JUN-2009 16:59:30	Twi_and_stray	30.500	126	60Bet Oph	2.7700	4250.0	61	38142	No
155	GOM_NL_2PRFIN20090616_170200_000000312080_00012_38142_3648.N1	16-JUN-2009 17:02:00	Bright	31.000	59	55Alp Oph	2.0800	8900.0	62	38142	No
156	GOM_NL_2PRFIN20090616_171235_000000382080_00012_38142_3649.N1	16-JUN-2009 17:12:35	Bright	37.500	5	3Alp Lyr	0.033000	11000.	75	38142	No
157	GOM_NL_2PRFIN20090616_171417_000000302080_00012_38142_3650.N1	16-JUN-2009 17:14:17	Bright	30.000	69	33Gam Dra	2.2310	3800.0	60	38142	No
158	GOM_NL_2PRFIN20090616_172409_000000322080_00012_38142_3651.N1	16-JUN-2009 17:24:09	Twi_and_stray	31.500	89	5Alp Cep	2.4510	8000.0	63	38142	No
159	GOM_NL_2PRFIN20090616_173039_000000272080_00012_38142_3652.N1	16-JUN-2009 17:30:39	Twi_and_stray	26.500	74	11Bet Cas	2.2680	6600.0	53	38142	No
160	GOM_NL_2PRFIN20090616_173203_000000262080_00012_38142_3653.N1	16-JUN-2009 17:32:03	Twi_and_stray	25.500	68	18Alp Cas	2.2250	4500.0	51	38142	No

161	GOM_NL__2PRFIN20090616_173937_000000262080_00012_38142_3654.N1	16-JUN-2009 17:39:37	Twilight	26.000	53	43Bet And	2.0480	3300.0	52	38142	No
162	GOM_NL__2PRFIN20090616_175902_000000342080_00012_38142_3655.N1	16-JUN-2009 17:59:02	Dark	34.000	52	16Bet Cet	2.0370	4500.0	68	38142	No
163	GOM_NL__2PRFIN20090616_181128_000000342080_00013_38143_3677.N1	16-JUN-2009 18:11:28	Dark	34.000	63	Bet Gru	2.1500	2800.0	68	38143	No
164	GOM_NL__2PRFIN20090616_181331_000000352080_00013_38143_3678.N1	16-JUN-2009 18:13:31	Dark	34.500	31	Alp Gru	1.7340	15200.	69	38143	No
165	GOM_NL__2PRFIN20090616_181531_000000422080_00013_38143_3679.N1	16-JUN-2009 18:15:31	Straylight	41.500	172	Gam Gru	3.0030	13100.	83	38143	No
166	GOM_NL__2PRFIN20090616_182723_000000332080_00013_38143_3680.N1	16-JUN-2009 18:27:23	Twilight	33.000	103	38Zet Sgr	2.6000	9700.0	66	38143	No
167	GOM_NL__2PRFIN20090616_182850_000000342080_00013_38143_3681.N1	16-JUN-2009 18:28:50	Twilight	33.500	57	34Sig Sgr	2.0660	26000.	67	38143	No
168	GOM_NL__2PRFIN20090616_183036_000000382080_00013_38143_3682.N1	16-JUN-2009 18:30:36	Twilight	37.500	155	41Pi Sgr	2.9000	6600.0	75	38143	No
169	GOM_NL__2PRFIN20090616_184006_000000312080_00013_38143_3683.N1	16-JUN-2009 18:40:06	Bright	31.000	126	60Bet Oph	2.7700	4250.0	62	38143	No
170	GOM_NL__2PRFIN20090616_184236_000000312080_00013_38143_3684.N1	16-JUN-2009 18:42:36	Bright	31.000	59	55Alp Oph	2.0800	8900.0	62	38143	No
171	GOM_NL__2PRFIN20090616_185310_000000382080_00013_38143_3685.N1	16-JUN-2009 18:53:10	Bright	37.500	5	3Alp Lyr	0.033000	11000.	75	38143	No
172	GOM_NL__2PRFIN20090616_185452_000000312080_00013_38143_3686.N1	16-JUN-2009 18:54:52	Bright	30.500	69	33Gam Dra	2.2310	3800.0	61	38143	No
173	GOM_NL__2PRFIN20090616_190445_000000322080_00013_38143_3687.N1	16-JUN-2009 19:04:45	Twilight	31.500	89	5Alp Cep	2.4510	8000.0	63	38143	No
174	GOM_NL__2PRFIN20090616_191115_000000272080_00013_38143_3688.N1	16-JUN-2009 19:11:15	Twilight	27.000	74	11Bet Cas	2.2680	6600.0	54	38143	No
175	GOM_NL__2PRFIN20090616_191239_000000262080_00013_38143_3689.N1	16-JUN-2009 19:12:39	Twilight	25.500	68	18Alp Cas	2.2250	4500.0	51	38143	No
176	GOM_NL__2PRFIN20090616_192013_000000262080_00013_38143_3690.N1	16-JUN-2009 19:20:13	Twilight	26.000	53	43Bet And	2.0480	3300.0	52	38143	No
177	GOM_NL__2PRFIN20090616_193939_000000352080_00013_38143_3691.N1	16-JUN-2009 19:39:39	Dark	34.500	52	16Bet Cet	2.0370	4500.0	69	38143	No
178	GOM_NL__2PRFIN20090616_195204_000000342080_00014_38144_3694.N1	16-JUN-2009 19:52:04	Dark	34.000	63	Bet Gru	2.1500	2800.0	68	38144	No
179	GOM_NL__2PRFIN20090616_195408_000000352080_00014_38144_3695.N1	16-JUN-2009 19:54:08	Dark	34.500	31	Alp Gru	1.7340	15200.	69	38144	No
180	GOM_NL__2PRFIN20090616_195608_000000422080_00014_38144_3696.N1	16-JUN-2009 19:56:08	Straylight	41.500	172	Gam Gru	3.0030	13100.	83	38144	No
181	GOM_NL__2PRFIN20090616_200800_000000332080_00014_38144_3697.N1	16-JUN-2009 20:08:00	Twilight	33.000	103	38Zet Sgr	2.6000	9700.0	66	38144	No
182	GOM_NL__2PRFIN20090616_200927_000000342080_00014_38144_3698.N1	16-JUN-2009 20:09:27	Twilight	33.500	57	34Sig Sgr	2.0660	26000.	67	38144	No
183	GOM_NL__2PRFIN20090616_201113_000000382080_00014_38144_3699.N1	16-JUN-2009 20:11:13	Twilight	37.500	155	41Pi Sgr	2.9000	6600.0	75	38144	No
184	GOM_NL__2PRFIN20090616_202041_000000312080_00014_38144_3700.N1	16-JUN-2009 20:20:41	Bright	31.000	126	60Bet Oph	2.7700	4250.0	62	38144	No
185	GOM_NL__2PRFIN20090616_202311_000000312080_00014_38144_3701.N1	16-JUN-2009 20:23:11	Bright	30.500	59	55Alp Oph	2.0800	8900.0	61	38144	No
186	GOM_NL__2PRFIN20090616_203345_000000382080_00014_38144_3702.N1	16-JUN-2009 20:33:45	Bright	37.500	5	3Alp Lyr	0.033000	11000.	75	38144	No
187	GOM_NL__2PRFIN20090616_203528_000000302080_00014_38144_3703.N1	16-JUN-2009 20:35:28	Bright	30.000	69	33Gam Dra	2.2310	3800.0	60	38144	No
188	GOM_NL__2PRFIN20090616_204520_000000322080_00014_38144_3704.N1	16-JUN-2009 20:45:20	Twilight	31.500	89	5Alp Cep	2.4510	8000.0	63	38144	No
189	GOM_NL__2PRFIN20090616_205150_000000272080_00014_38144_3705.N1	16-JUN-2009 20:51:50	Twilight	26.500	74	11Bet Cas	2.2680	6600.0	53	38144	No
190	GOM_NL__2PRFIN20090616_205314_000000262080_00014_38144_3706.N1	16-JUN-2009 20:53:14	Twilight	26.000	68	18Alp Cas	2.2250	4500.0	52	38144	No
191	GOM_NL__2PRFIN20090616_210049_000000262080_00014_38144_3707.N1	16-JUN-2009 21:00:49	Twilight	25.500	53	43Bet And	2.0480	3300.0	51	38144	No
192	GOM_NL__2PRFIN20090616_212016_000000352080_00014_38144_3708.N1	16-JUN-2009 21:20:16	Dark	34.500	52	16Bet Cet	2.0370	4500.0	69	38144	No
193	GOM_NL__2PRFIN20090616_213241_000000352080_00015_38145_3709.N1	16-JUN-2009 21:32:41	Dark	34.500	63	Bet Gru	2.1500	2800.0	69	38145	No
194	GOM_NL__2PRFIN20090616_213444_000000352080_00015_38145_3710.N1	16-JUN-2009 21:34:44	Dark	35.000	31	Alp Gru	1.7340	15200.	70	38145	No
195	GOM_NL__2PRFIN20090616_213645_000000432080_00015_38145_3711.N1	16-JUN-2009 21:36:45	Straylight	42.500	172	Gam Gru	3.0030	13100.	85	38145	No
196	GOM_NL__2PRFIN20090616_214836_000000332080_00015_38145_3712.N1	16-JUN-2009 21:48:36	Twilight	33.000	103	38Zet Sgr	2.6000	9700.0	66	38145	No
197	GOM_NL__2PRFIN20090616_215003_000000342080_00015_38145_3713.N1	16-JUN-2009 21:50:03	Twilight	33.500	57	34Sig Sgr	2.0660	26000.	67	38145	No
198	GOM_NL__2PRFIN20090616_215149_000000372080_00015_38145_3714.N1	16-JUN-2009 21:51:49	Twilight	37.000	155	41Pi Sgr	2.9000	6600.0	74	38145	No
199	GOM_NL__2PRFIN20090616_220117_000000312080_00015_38145_3715.N1	16-JUN-2009 22:01:17	Bright	31.000	126	60Bet Oph	2.7700	4250.0	62	38145	No
200	GOM_NL__2PRFIN20090616_220347_000000312080_00015_38145_3716.N1	16-JUN-2009 22:03:47	Bright	30.500	59	55Alp Oph	2.0800	8900.0	61	38145	No
201	GOM_NL__2PRFIN20090616_221420_000000382080_00015_38145_3717.N1	16-JUN-2009 22:14:20	Bright	37.500	5	3Alp Lyr	0.033000	11000.	75	38145	No
202	GOM_NL__2PRFIN20090616_221603_000000312080_00015_38145_3718.N1	16-JUN-2009 22:16:03	Bright	30.500	69	33Gam Dra	2.2310	3800.0	61	38145	No
203	GOM_NL__2PRFIN20090616_222555_000000322080_00015_38145_3719.N1	16-JUN-2009 22:25:55	Twilight	31.500	89	5Alp Cep	2.4510	8000.0	63	38145	No
204	GOM_NL__2PRFIN20090616_223226_000000272080_00015_38145_3720.N1	16-JUN-2009 22:32:26	Twilight	27.000	74	11Bet Cas	2.2680	6600.0	54	38145	No
205	GOM_NL__2PRFIN20090616_223350_000000262080_00015_38145_3721.N1	16-JUN-2009 22:33:50	Twilight	25.500	68	18Alp Cas	2.2250	4500.0	51	38145	No
206	GOM_NL__2PRFIN20090616_224125_000000262080_00015_38145_3722.N1	16-JUN-2009 22:41:25	Twilight	25.500	53	43Bet And	2.0480	3300.0	51	38145	No
207	GOM_NL__2PRFIN20090616_230053_000000352080_00015_38145_3723.N1	16-JUN-2009 23:00:53	Dark	34.500	52	16Bet Cet	2.0370	4500.0	69	38145	No
208	GOM_NL__2PRFIN20090616_231318_000000352080_00016_38146_3728.N1	16-JUN-2009 23:13:18	Dark	34.500	63	Bet Gru	2.1500	2800.0	69	38146	No
209	GOM_NL__2PRFIN20090616_231521_000000352080_00016_38146_3729.N1	16-JUN-2009 23:15:21	Dark	34.500	31	Alp Gru	1.7340	15200.	69	38146	No
210	GOM_NL__2PRFIN20090616_231722_000000432080_00016_38146_3730.N1	16-JUN-2009 23:17:22	Straylight	42.500	172	Gam Gru	3.0030	13100.	85	38146	No
211	GOM_NL__2PRFIN20090616_232912_000000332080_00016_38146_3731.N1	16-JUN-2009 23:29:12	Twilight	33.000	103	38Zet Sgr	2.6000	9700.0	66	38146	No
212	GOM_NL__2PRFIN20090616_233039_000000332080_00016_38146_3732.N1	16-JUN-2009 23:30:39	Twilight	33.000	57	34Sig Sgr	2.0660	26000.	66	38146	No
213	GOM_NL__2PRFIN20090616_233225_000000372080_00016_38146_3733.N1	16-JUN-2009 23:32:25	Twilight	37.000	155	41Pi Sgr	2.9000	6600.0	74	38146	No
214	GOM_NL__2PRFIN20090616_234152_000000312080_00016_38146_3734.N1	16-JUN-2009 23:41:52	Bright	31.000	126	60Bet Oph	2.7700	4250.0	62	38146	No
215	GOM_NL__2PRFIN20090616_234423_000000312080_00016_38146_3735.N1	16-JUN-2009 23:44:23	Bright	30.500	59	55Alp Oph	2.0800	8900.0	61	38146	No
216	GOM_NL__2PRFIN20090616_235455_000000382080_00016_38146_3736.N1	16-JUN-2009 23:54:55	Bright	37.500	5	3Alp Lyr	0.033000	11000.	75	38146	No
217	GOM_NL__2PRFIN20090616_235638_000000312080_00016_38146_3737.N1	16-JUN-2009 23:56:38	Bright	30.500	69	33Gam Dra	2.2310	3800.0	61	38146	No

### 3. Quality information per product

In this section it is plotted some information contained in the Quality Summary data set of the level 2 products. Only products in dark limb conditions and without errors (error flag in the MPH set to "0") are used.


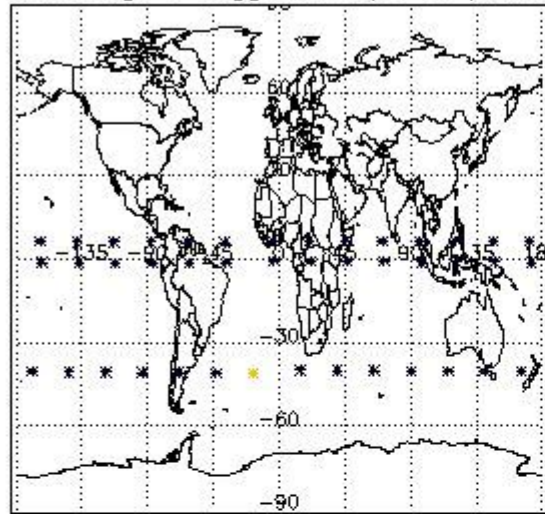
#### 3.1 Plot quality information per product (time dependant)



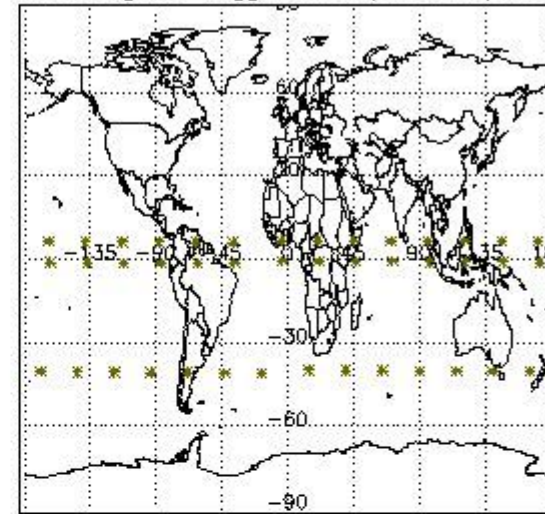
#### 3.2 Plot quality information per product (world map)




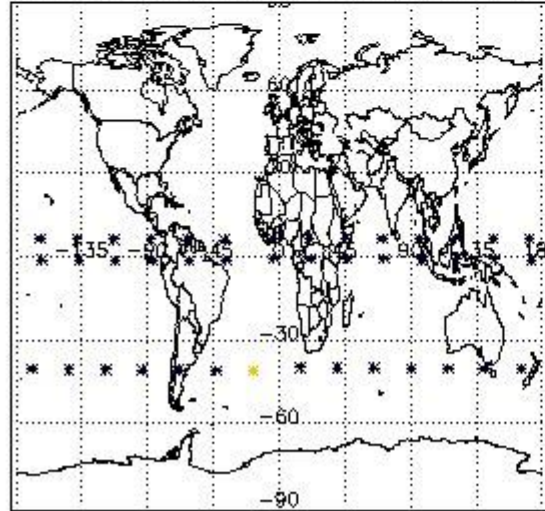
Percentage of flagged data per O3 profile



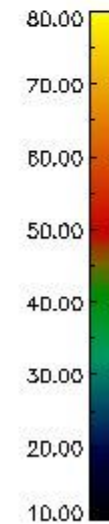
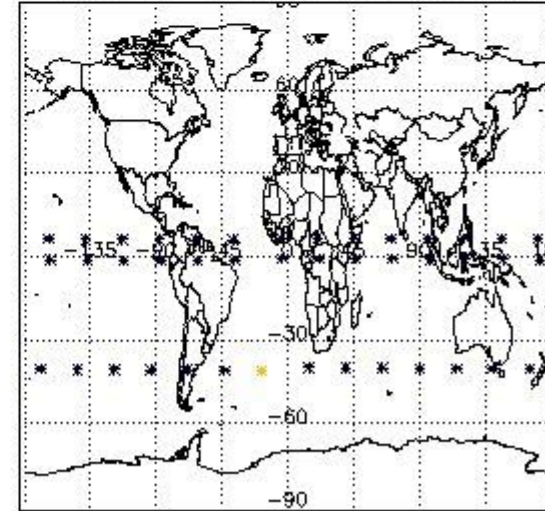
Percentage of flagged data per H2O profile



Percentage of flagged data per NO2 profile



Percentage of flagged data per NO3 profile



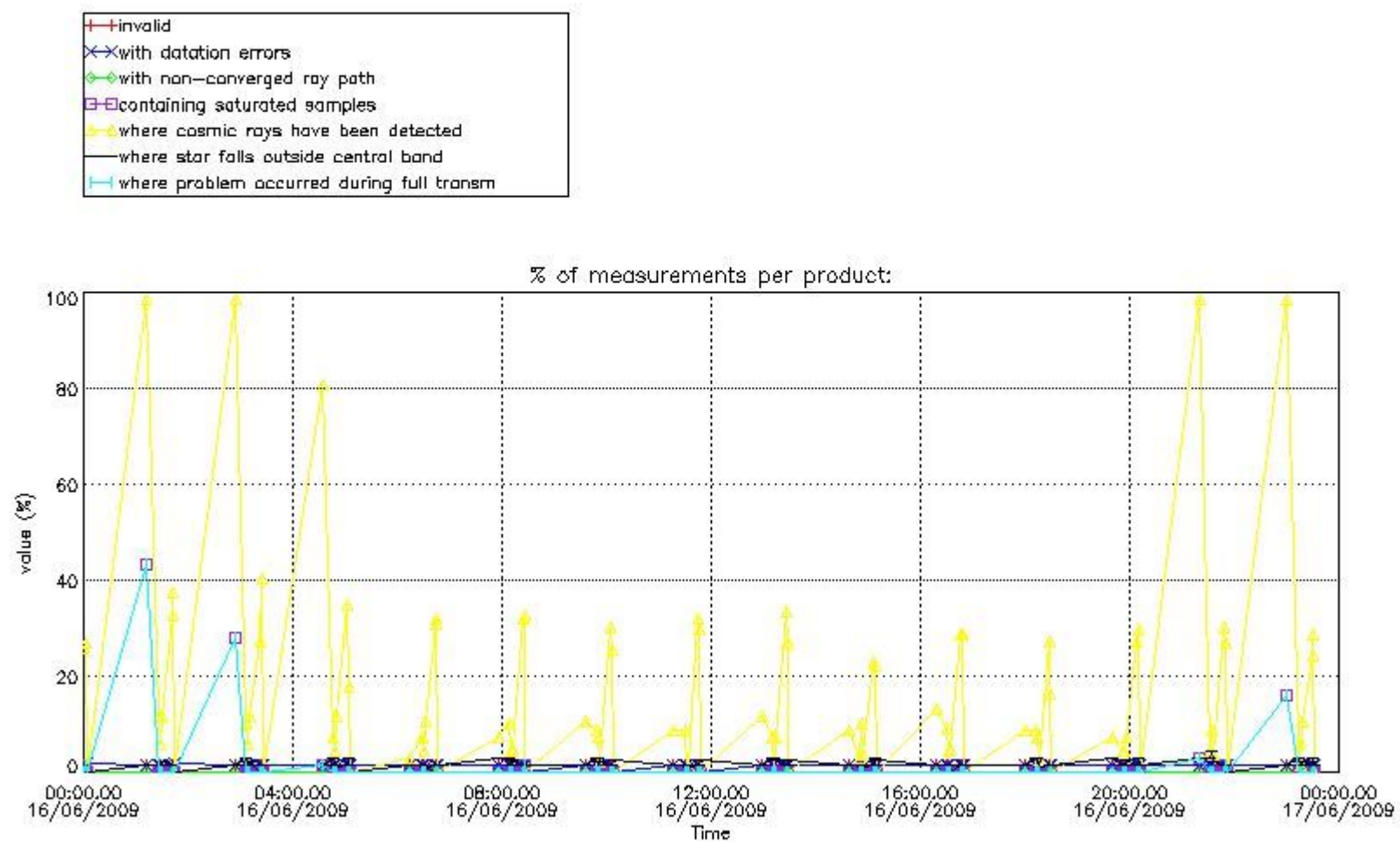
#### 4. Level 1 quality information per product

In this section it is plotted some information contained in the Quality Summary data set of the level 2 products that comes from the level 1b processing. Products without errors (error flag in the MPH set to "0") are used.

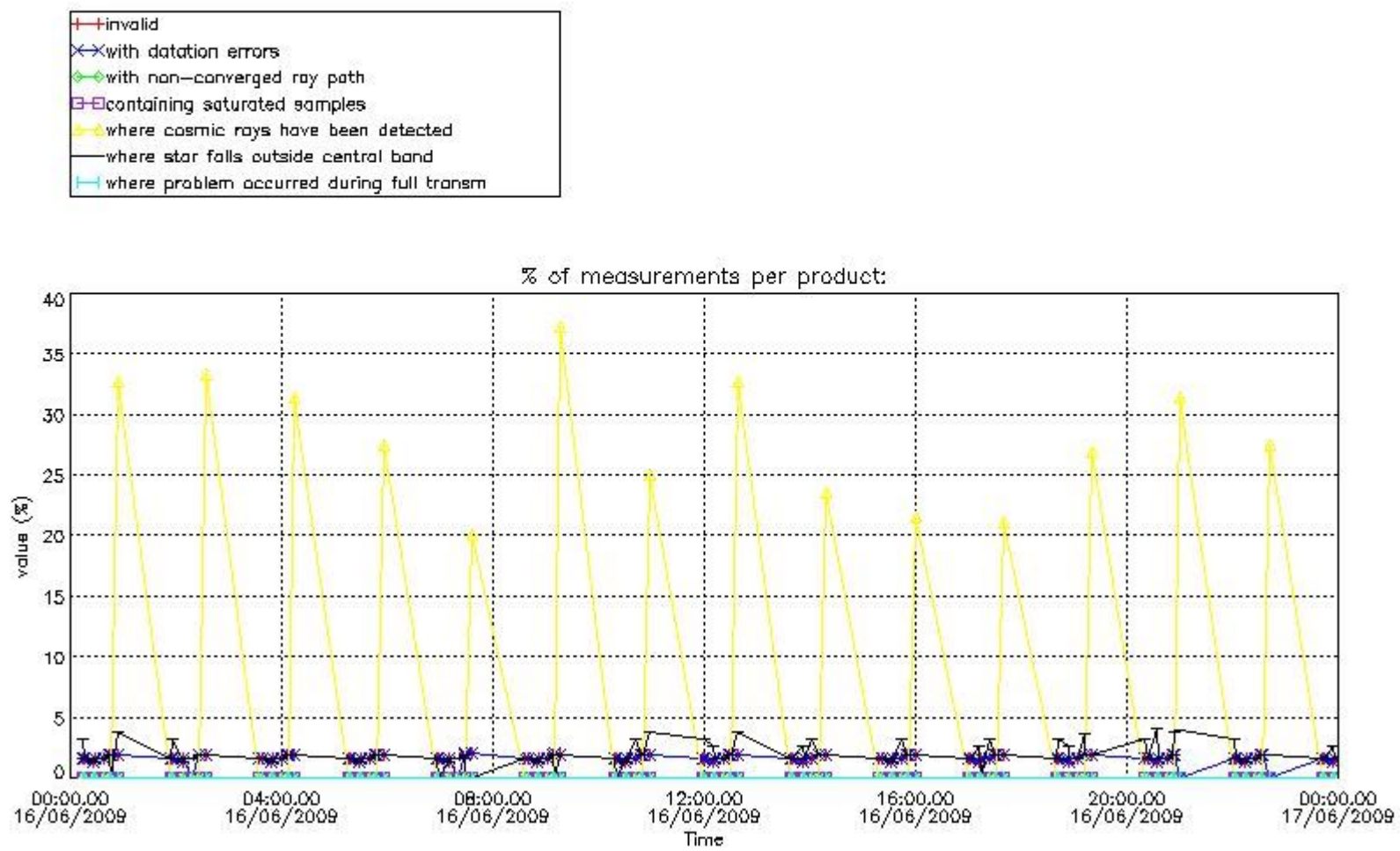
##### 4.1 Plot quality information per product (time dependant) coming from level 1b processing

###### 4.1.1 Plot level 1 quality information per product (time dependant): ENVISAT ASCENDING passes



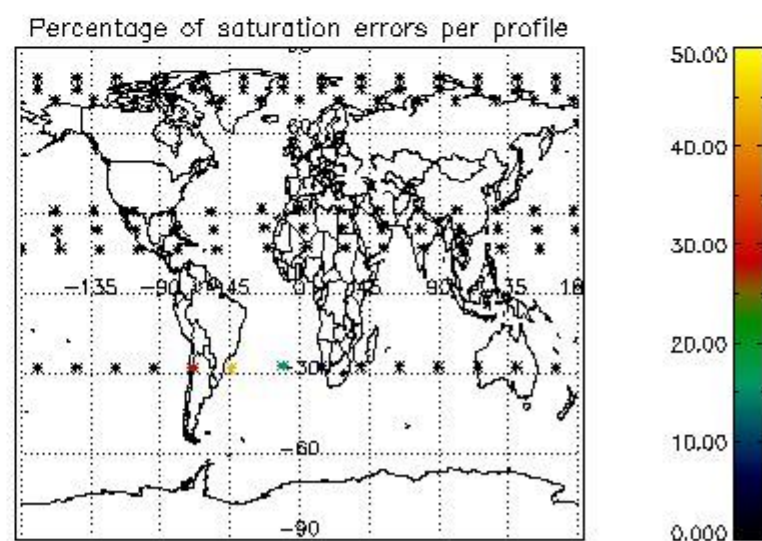
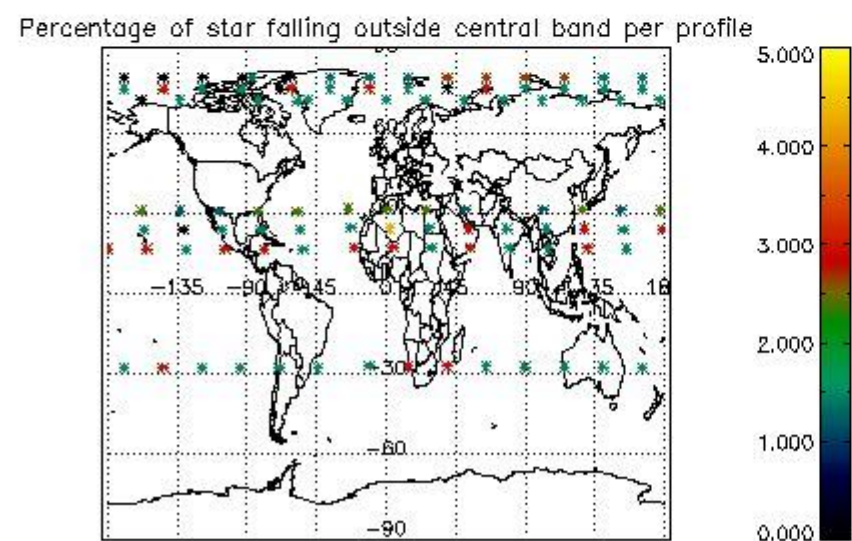
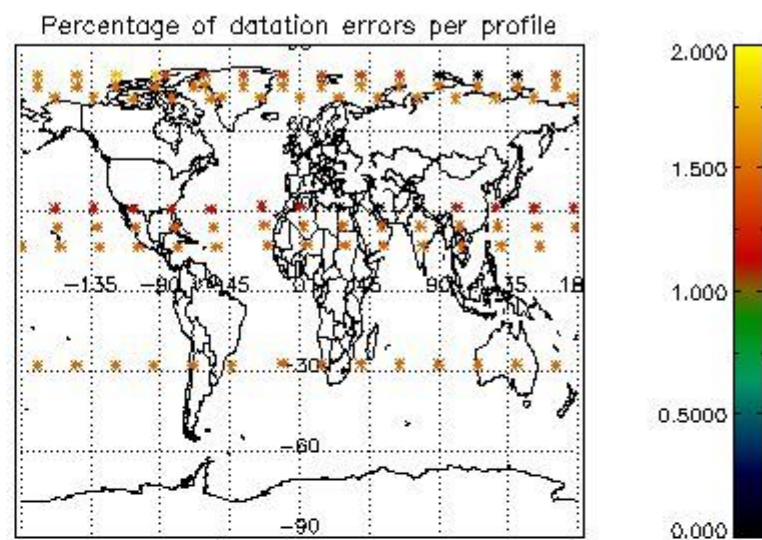
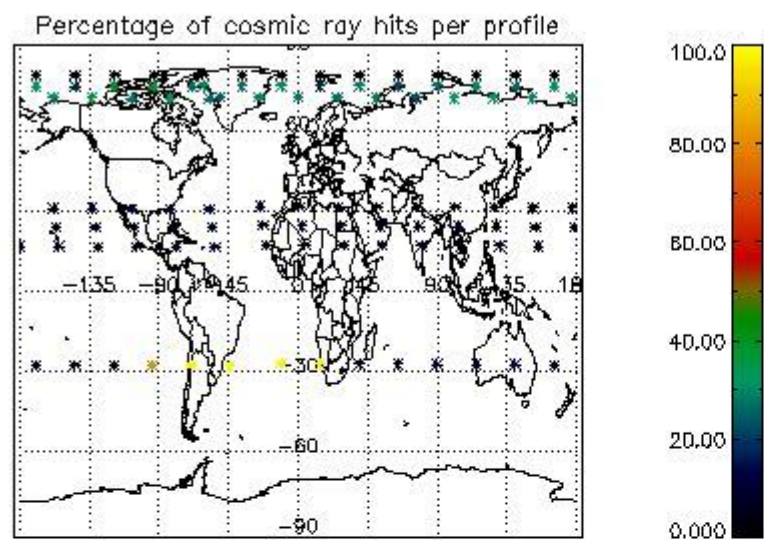


4.1.2 Plot level 1 quality information per product (time dependant): ENVI SAT DESCENDING passes



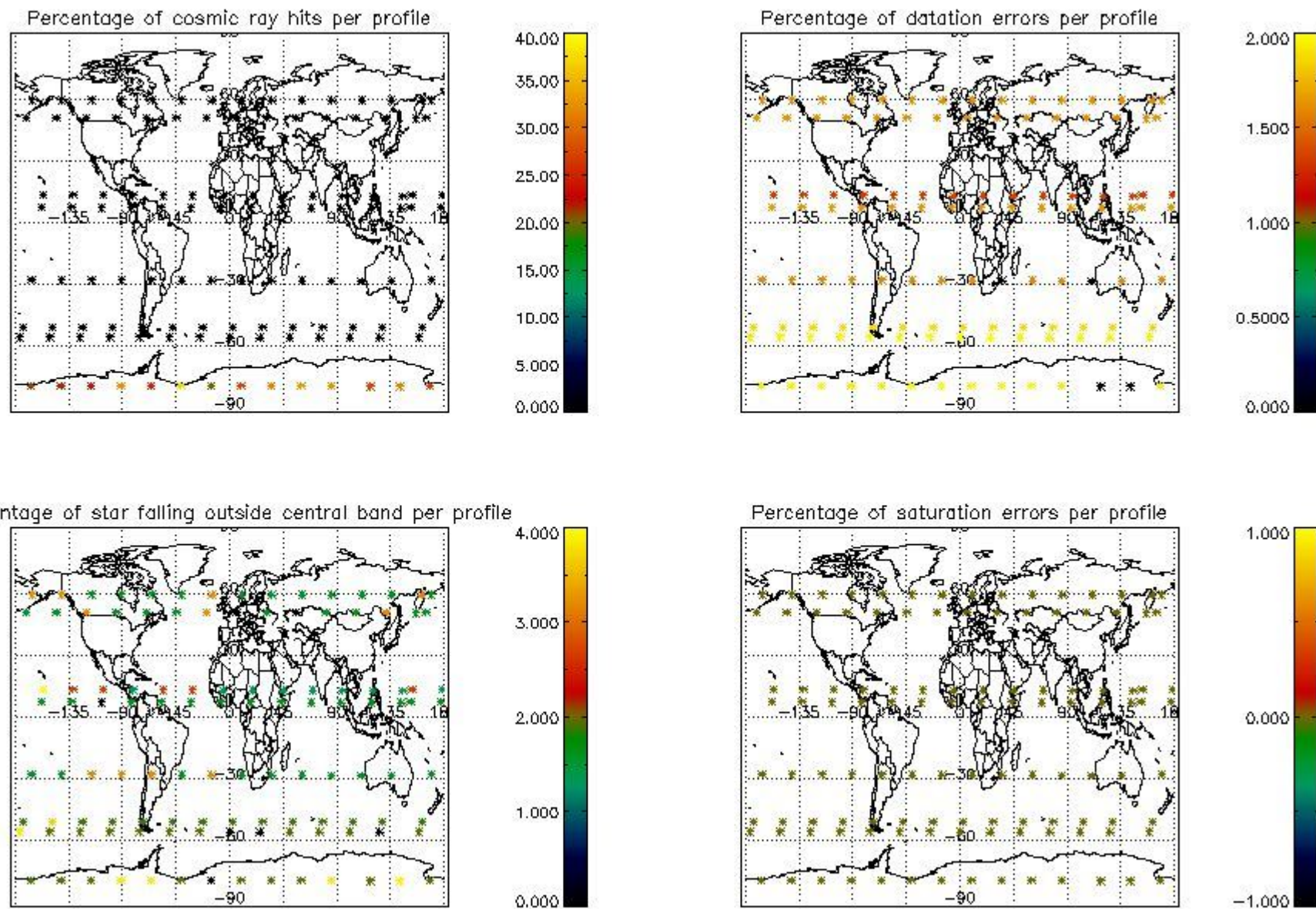
4.2 Plot quality information per product coming from level 1b processing (world map)

4.2.1 Plot level 1 quality information per product (world map): ENVISAT ASCENDING passes



4.2.2 Plot level 1 quality information per product (world map): ENVISAT DESCENDING passes





## 5. Trace gas profiles

### 5.1 Ozone statistics based on quality of products

The final quality of the products can be "measured" using the STD (Standard Deviation) attached to every point profile. This information is written to the parameter GOM\_NL\_\_2P/NL\_LOCAL\_SPECIES\_DENSITY/o3\_std of the level 2 products. The table below shows the statistics for given STD ranges.

The statistics are given with respect to the overall valid production:

- Products without fatal errors: GOM\_NL\_\_2P/MPH/PRODUCT\_ERR=0
- Valid point profile: GOM\_NL\_\_2P/NL\_LOCAL\_SPECIES\_DENSITY/pcd(0)=0

The 'Criteria' is applied to valid points of dark limb products:

- Products in dark limb illumination condition: GOM\_NL\_\_2P/NL\_SUMMARY\_QUALITY/obs\_ill\_cond=0
- Products without fatal errors: GOM\_NL\_\_2P/MPH/PRODUCT\_ERR=0
- Valid point profile: GOM\_NL\_\_2P/NL\_LOCAL\_SPECIES\_DENSITY/pcd(0)=0

So, the table below shows the percentage of dark limb and valid observations for each criteria with respect to the overall valid daily observations.

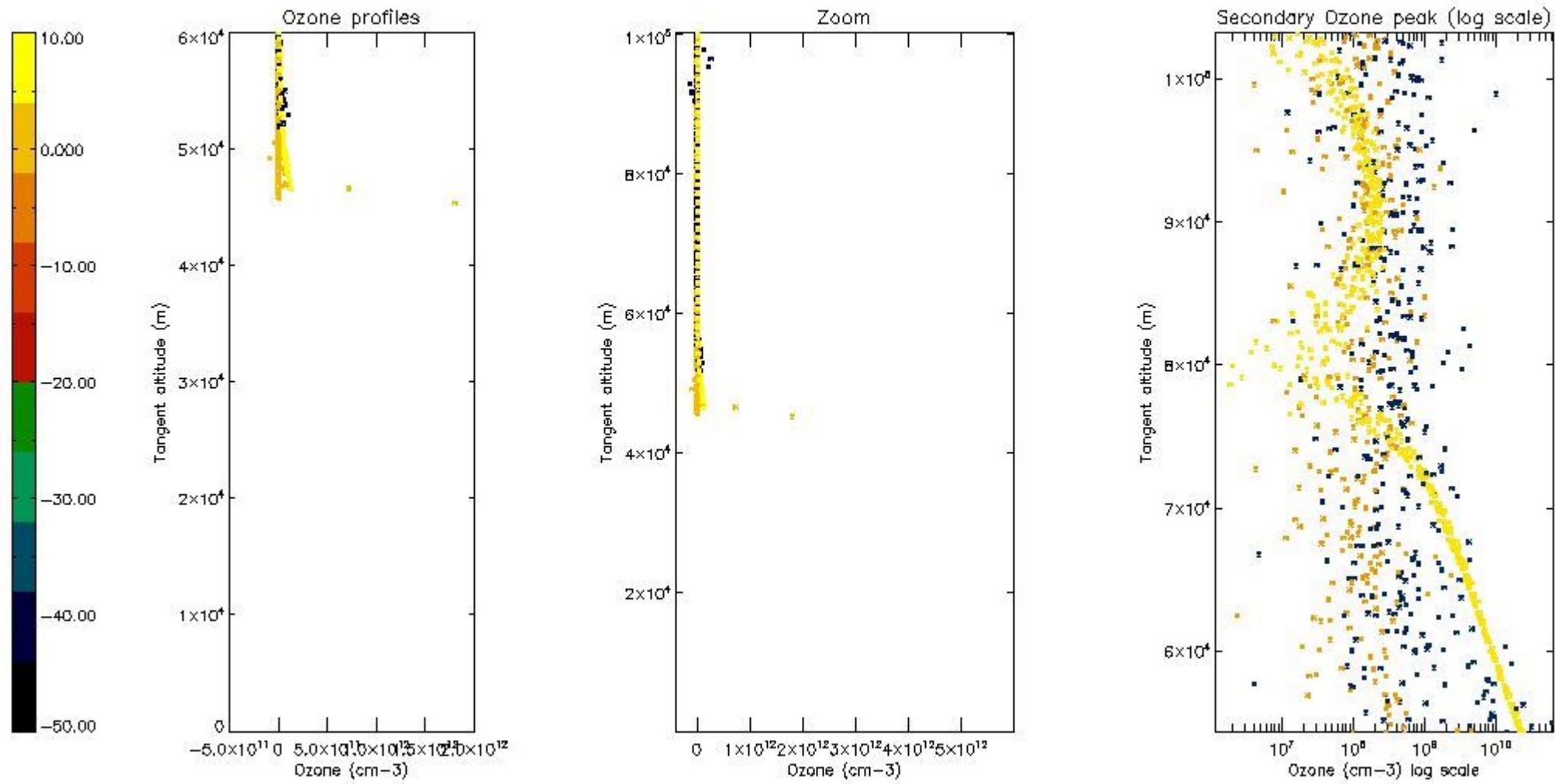
Criteria	% of total production
All STD	20
STD < 20	3



STD < 10	3
STD < 5	2

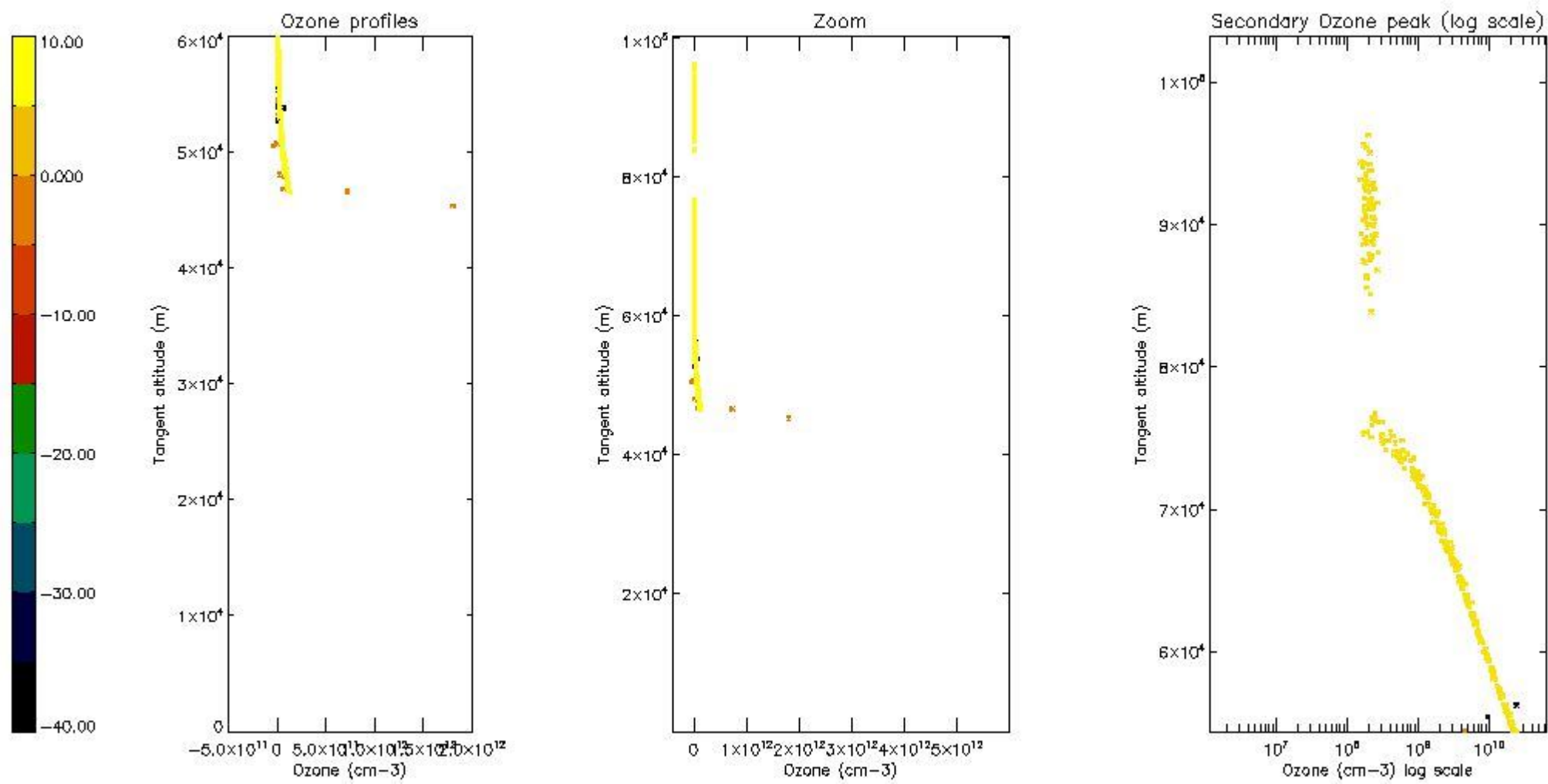
5.2 Plot ozone profiles for all STD (dark without errors)

The colorbar represents the latitude.



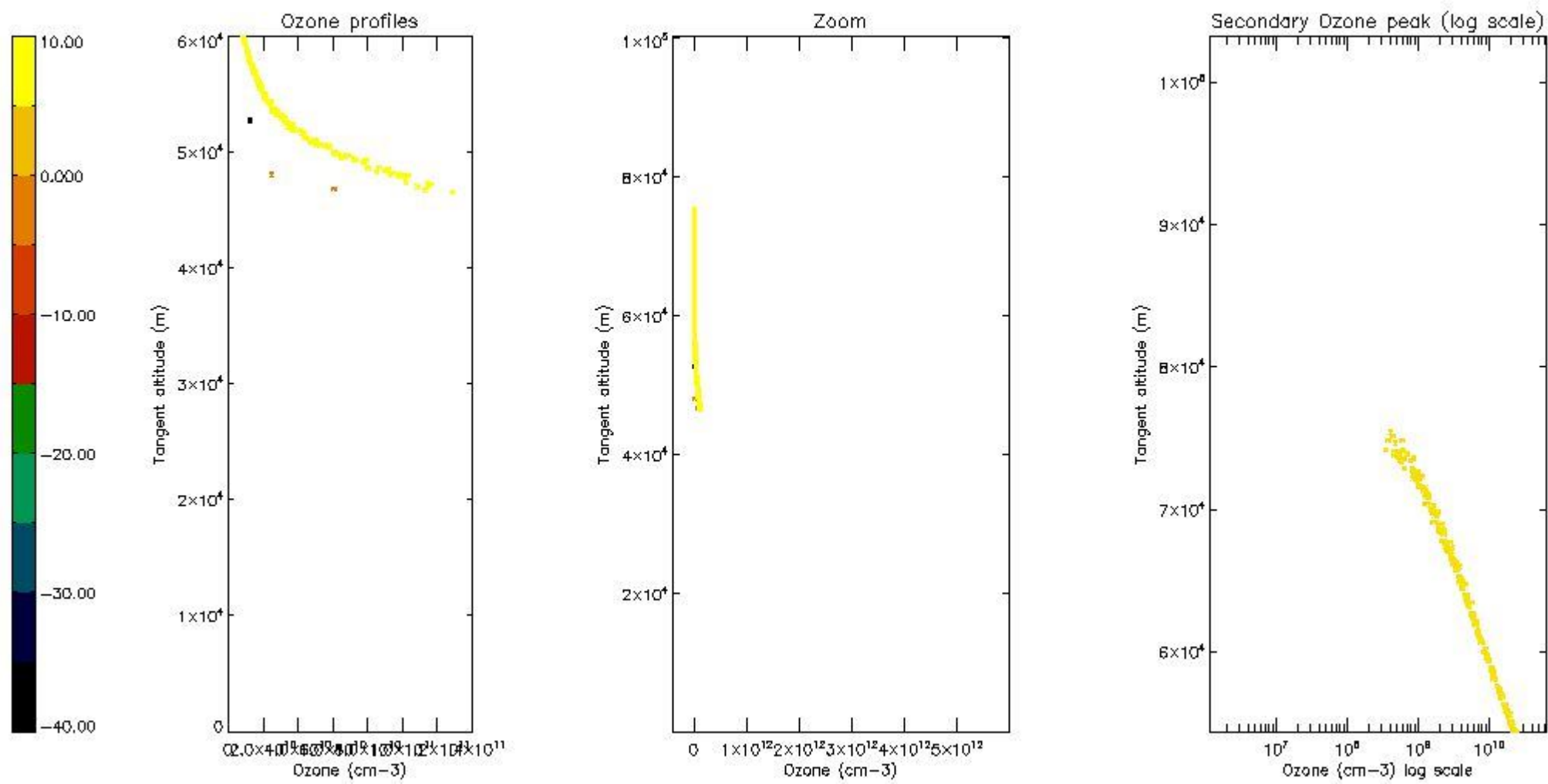
5.3 Plot ozone profiles where STD < 20% (dark without errors)

The colorbar represents the latitude.



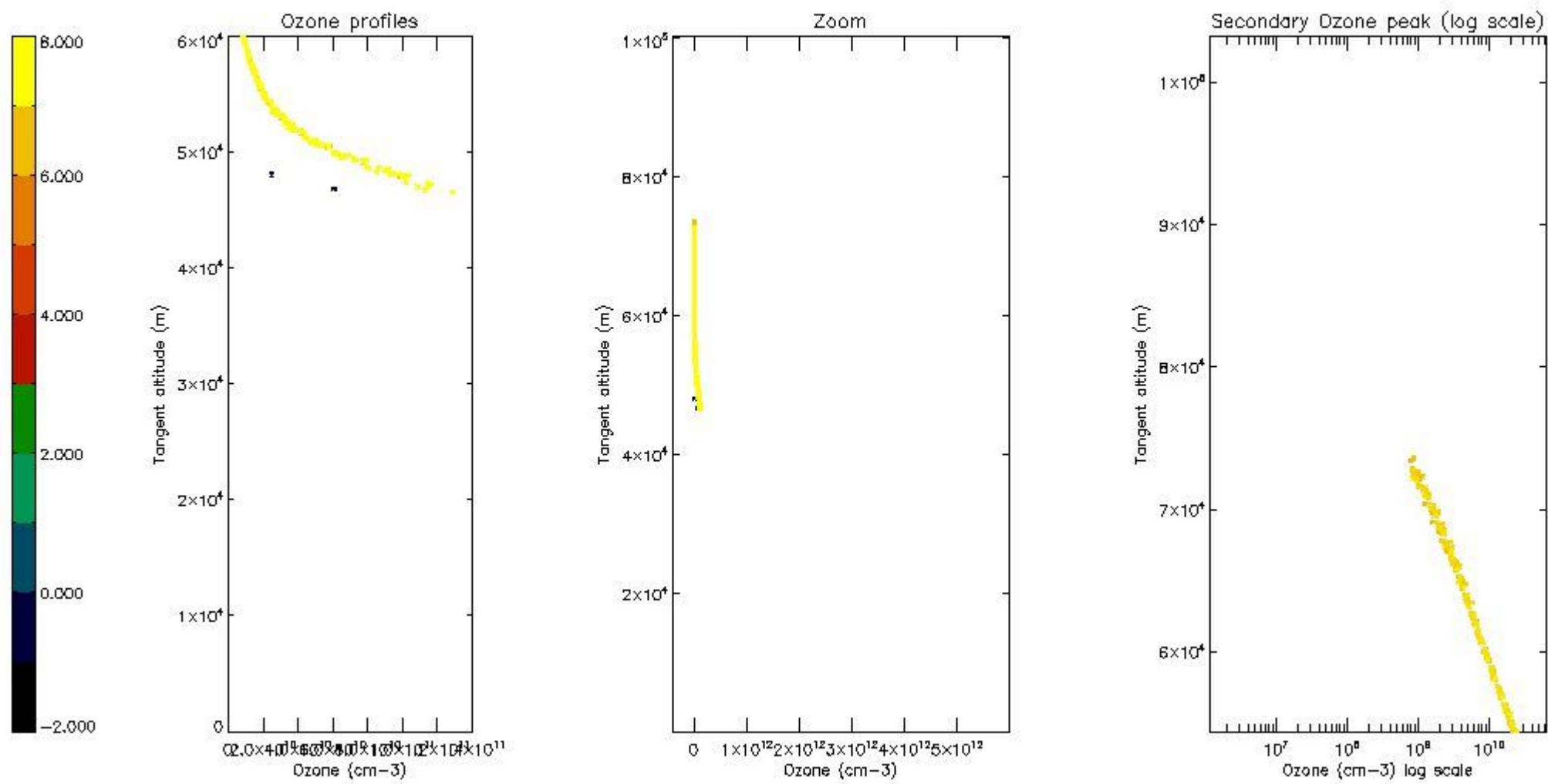
*5.4 Plot ozone profiles where STD < 10% (dark without errors)*

The colorbar represents the latitude.



*5.5 Plot ozone profiles where STD < 5% (dark without errors)*

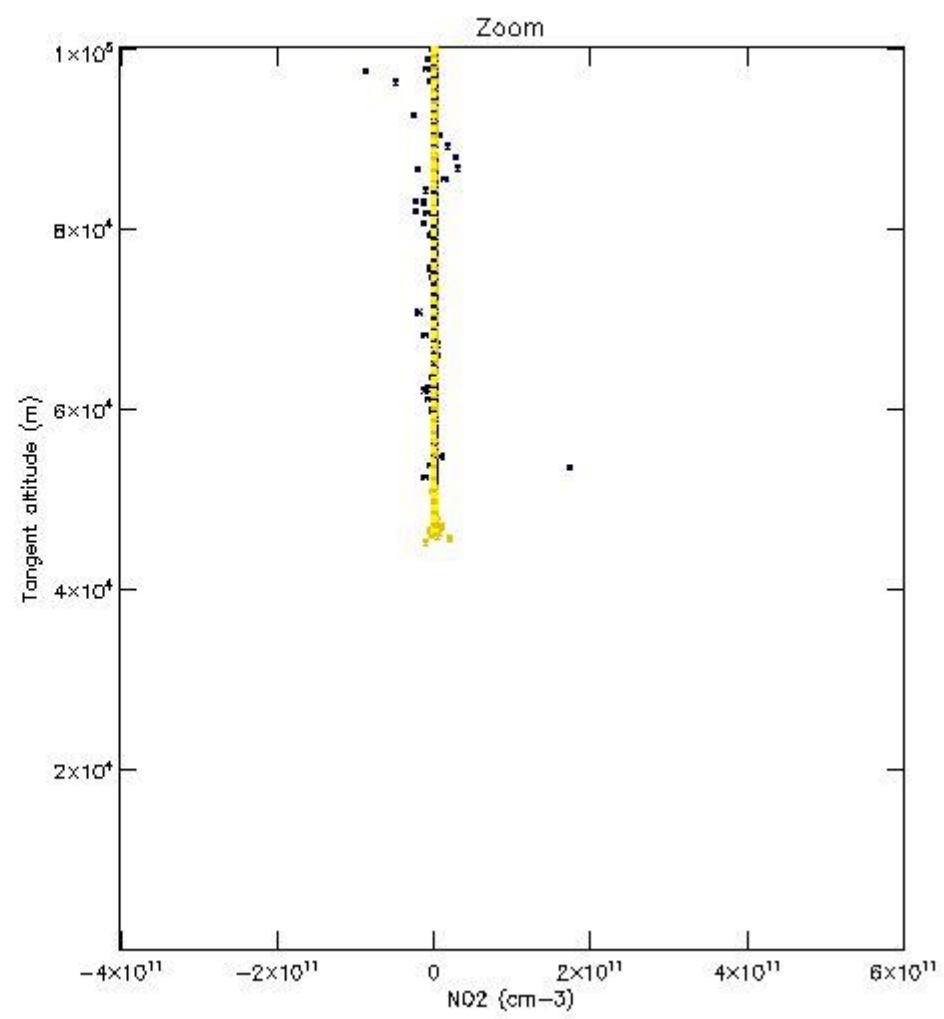
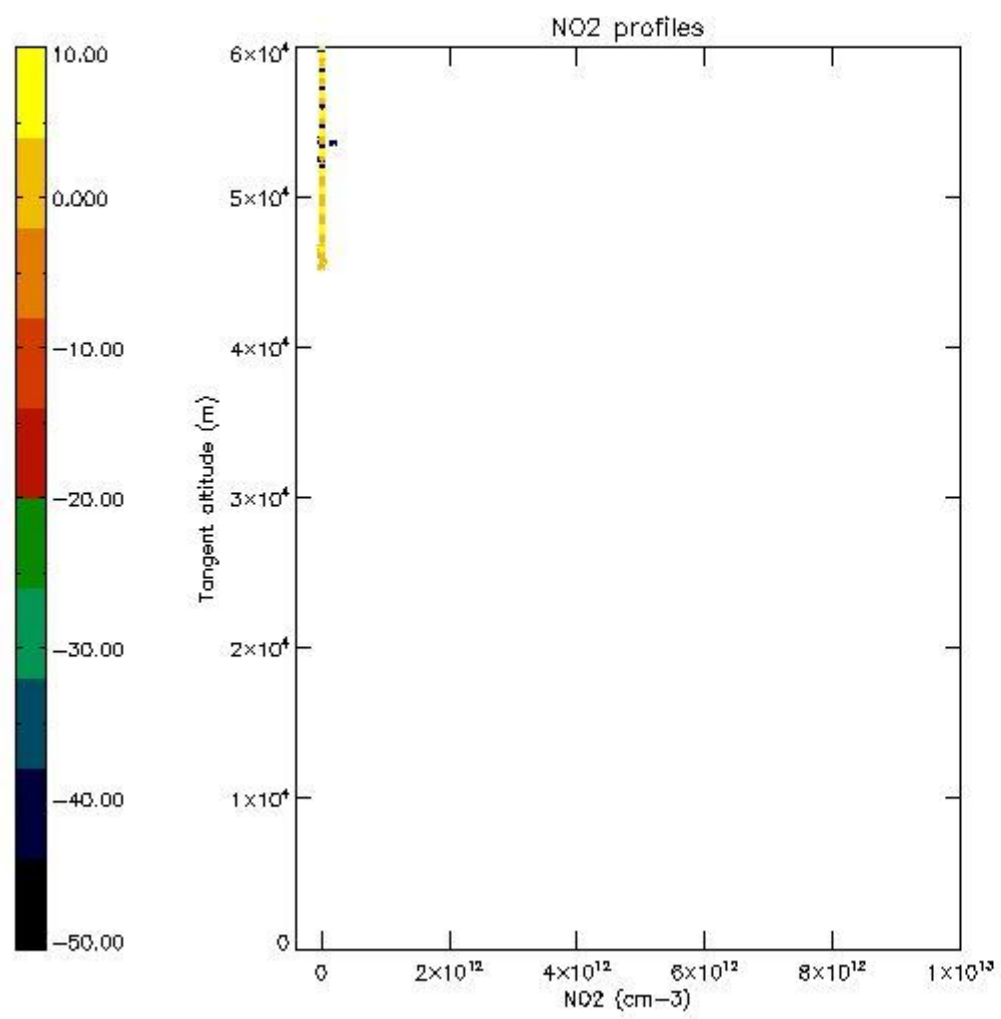
The colorbar represents the latitude.



*5.6 Plot NO<sub>2</sub> profiles for all STD (dark without errors)*

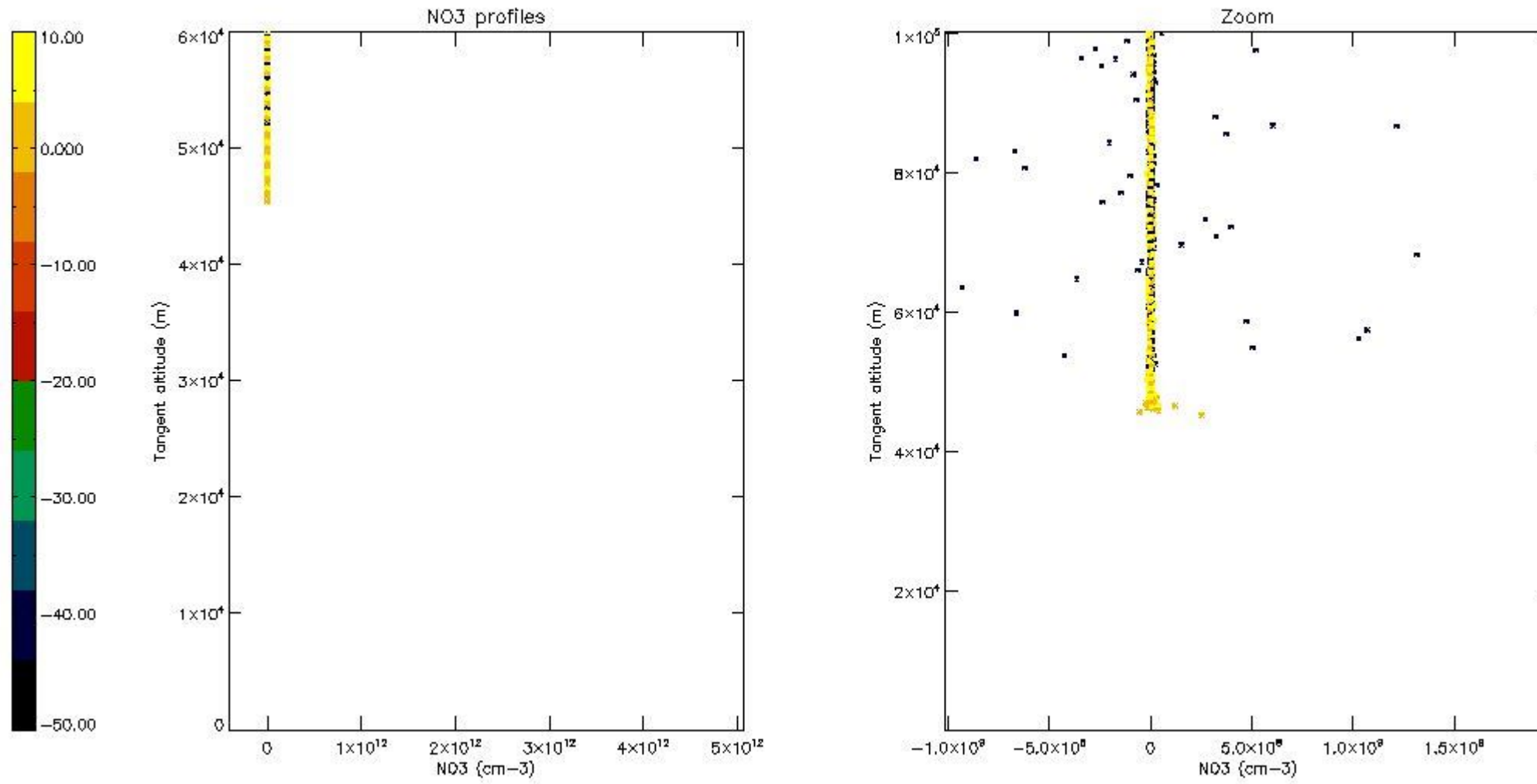
The colorbar represents the latitude.





*5.7 Plot NO3 profiles for all STD (dark without errors)*

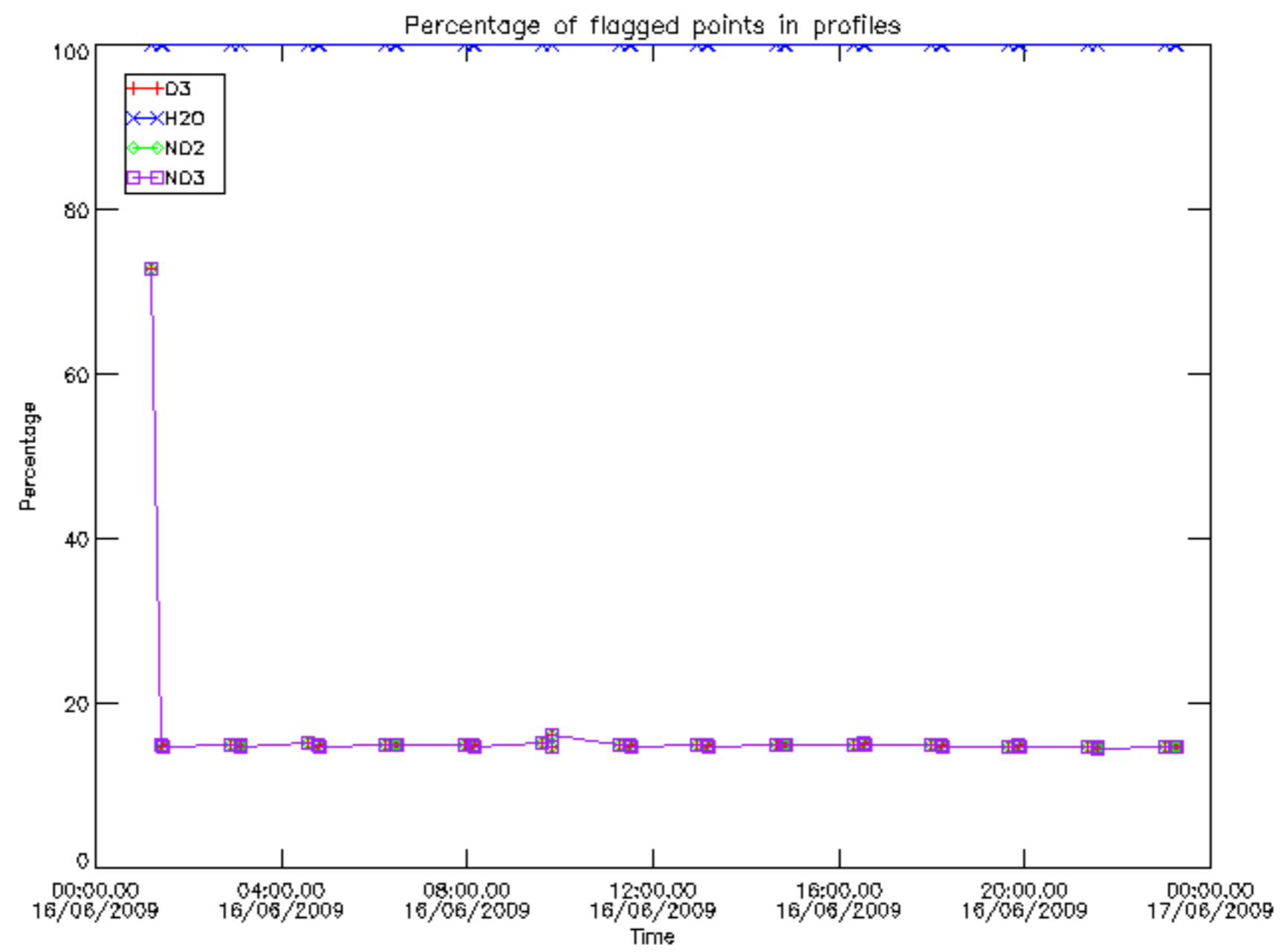
The colorbar represents the latitude.



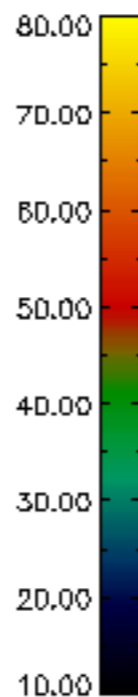
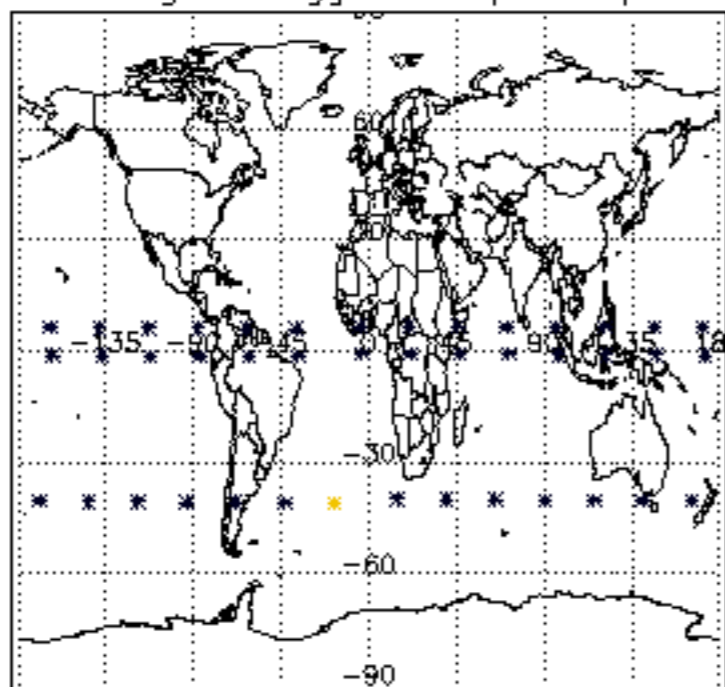
## 6. Auxiliary Data Files used for the production reported in section 2

The number reported in the third column indicates since which file (see list in section 2) the corresponding auxiliary file has been used. The fourth column is the date of those product files.

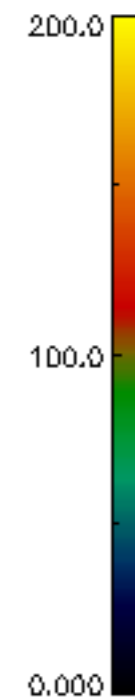
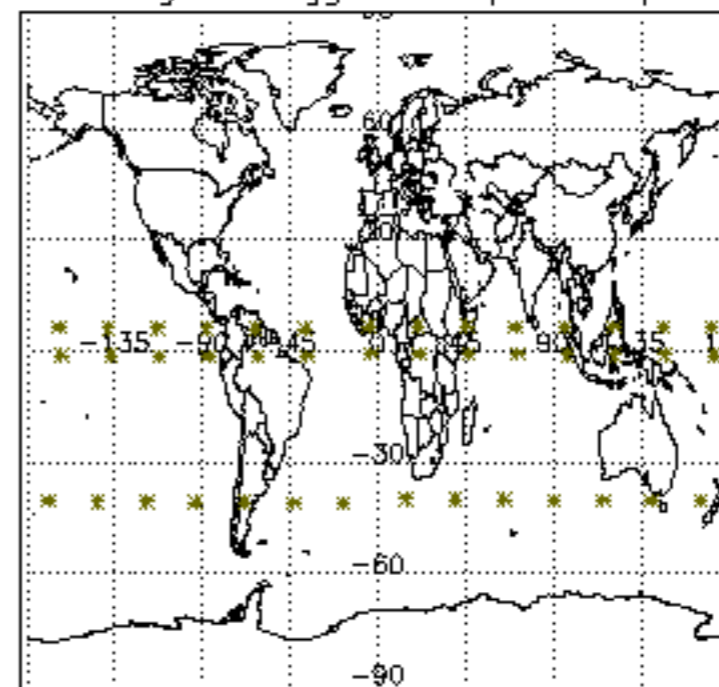
Type	Auxiliary Filename	Used since product	Used since product date
INST_PHYS_CHARACTERISTICS	GOM_INS_AXVIEC20091111_143220_20030716_120000_20500101_000000	1	16-JUN-2009 00:00:43
LEVEL-2_PROC_CONFIG	GOM_PR2_AXVIEC20091111_152718_20020301_000000_20500101_000000	1	16-JUN-2009 00:00:43
CROSS_SECTIONS_FILE	GOM_CRS_AXVIEC20091111_154832_20020301_000000_20500101_000000	1	16-JUN-2009 00:00:43



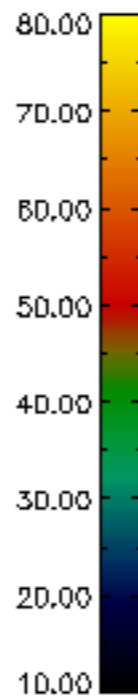
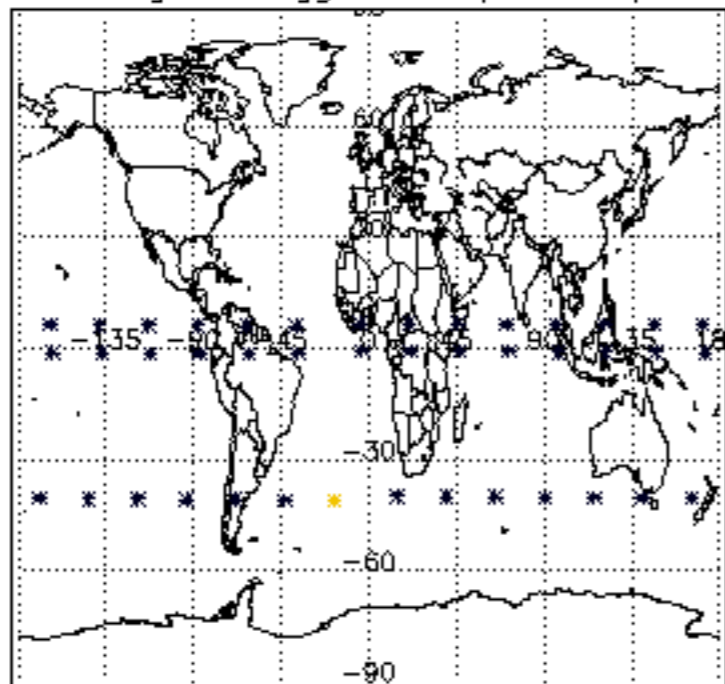
Percentage of flagged data per D3 profile



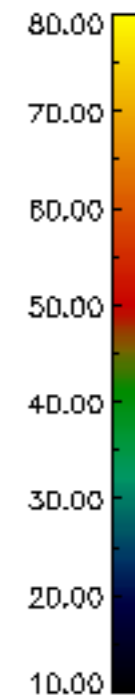
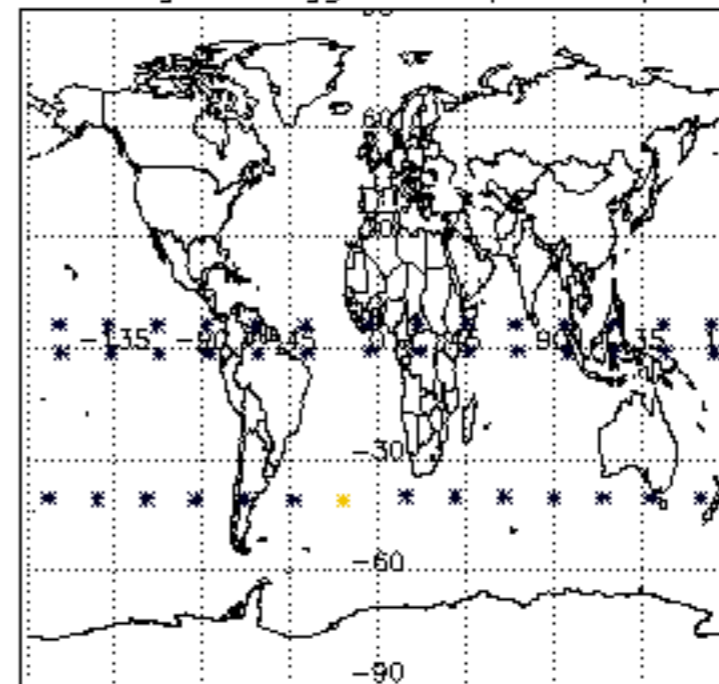
Percentage of flagged data per H2O profile



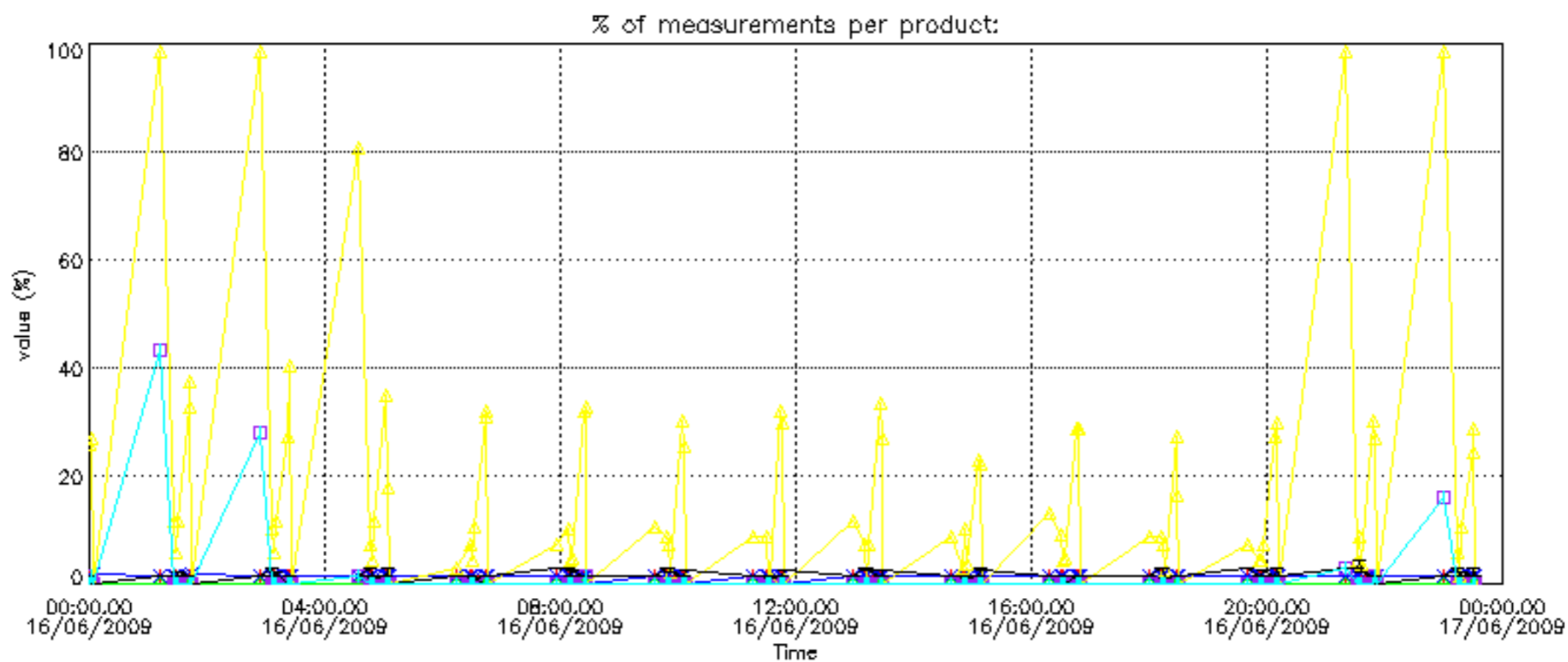
Percentage of flagged data per NO2 profile

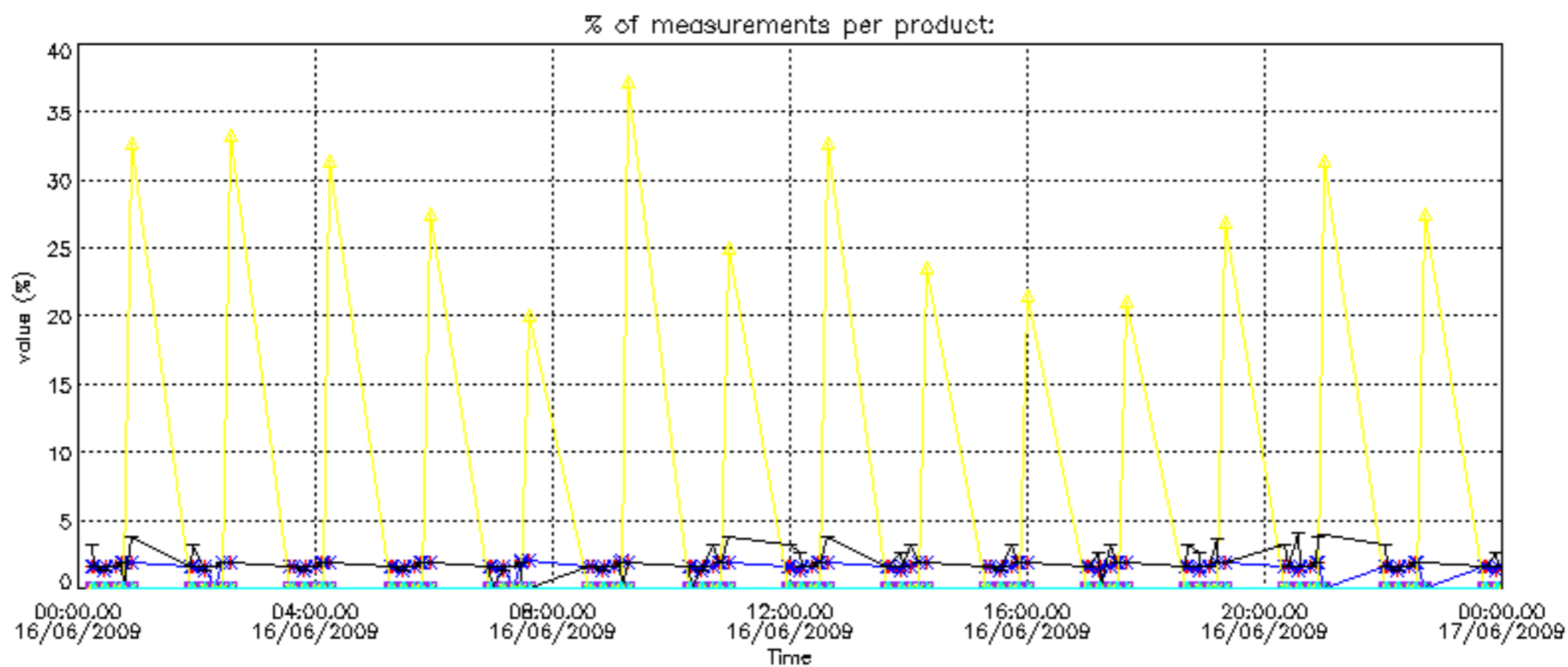


Percentage of flagged data per NO3 profile

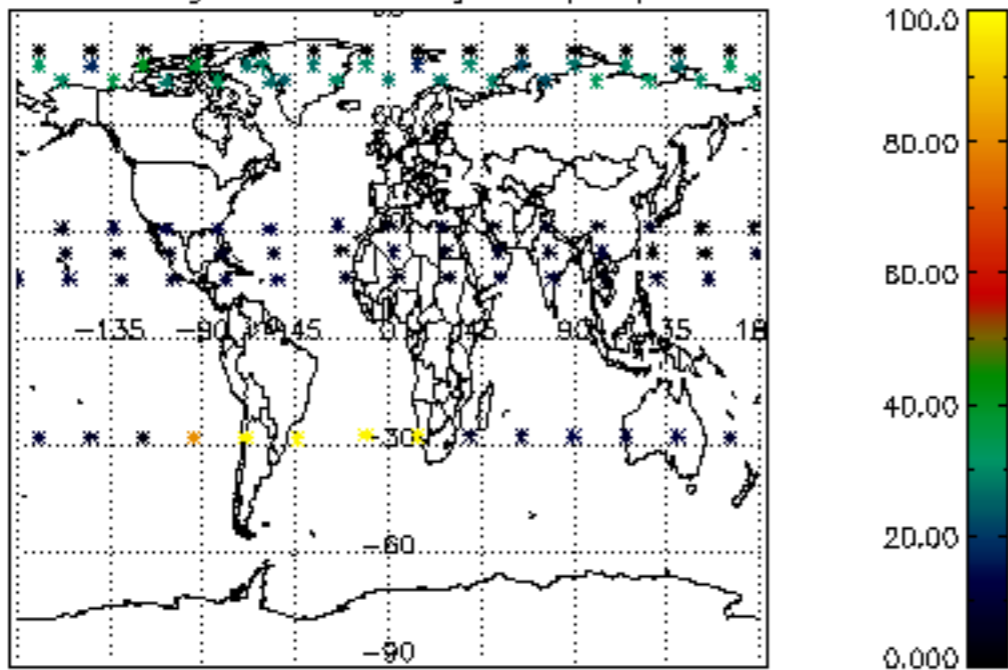




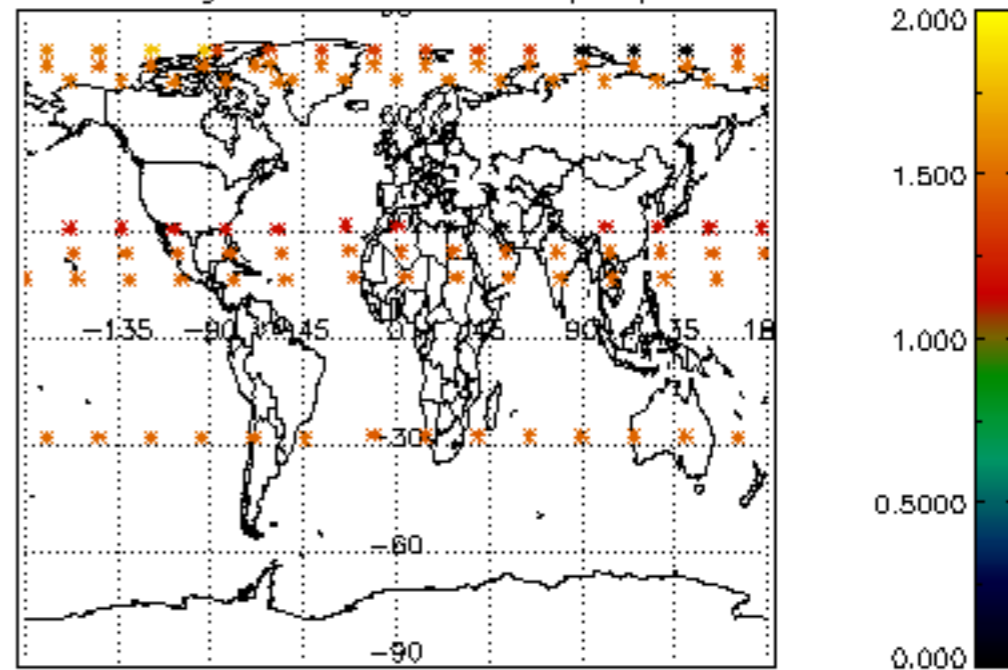




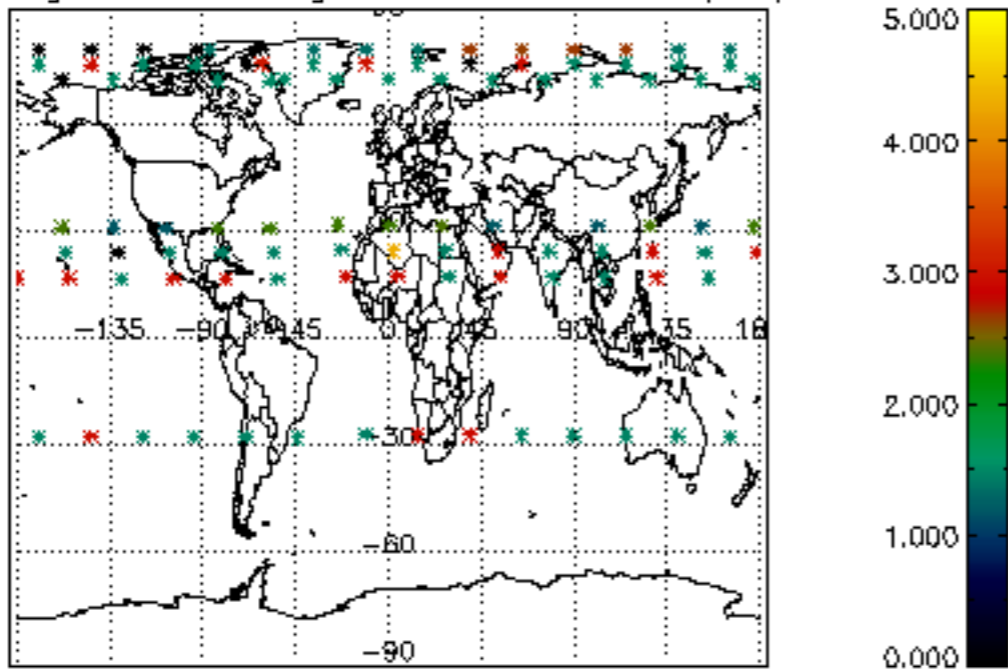
Percentage of cosmic ray hits per profile



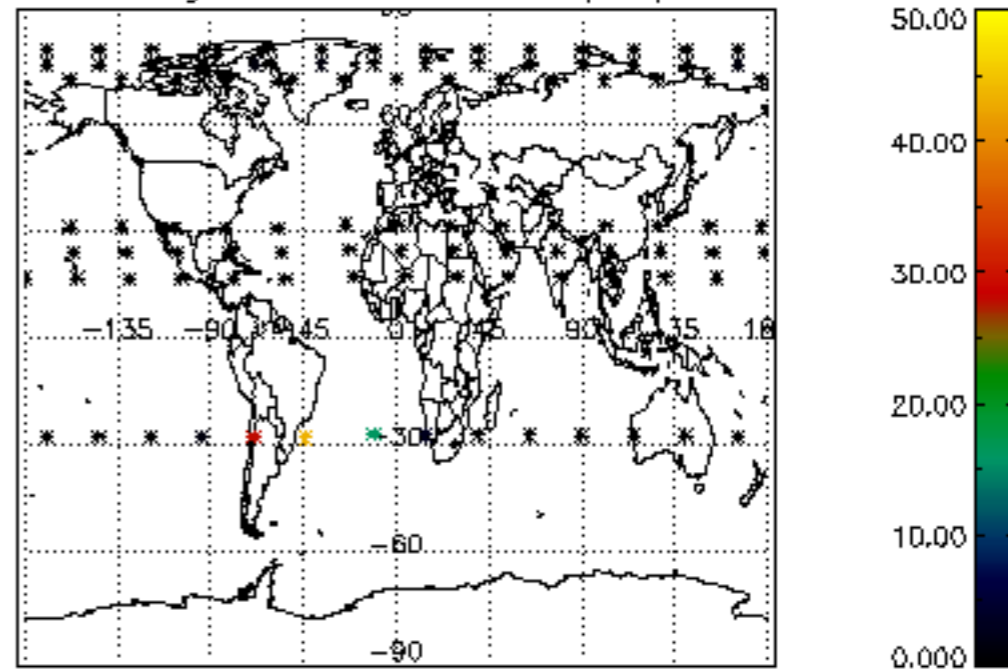
Percentage of datation errors per profile



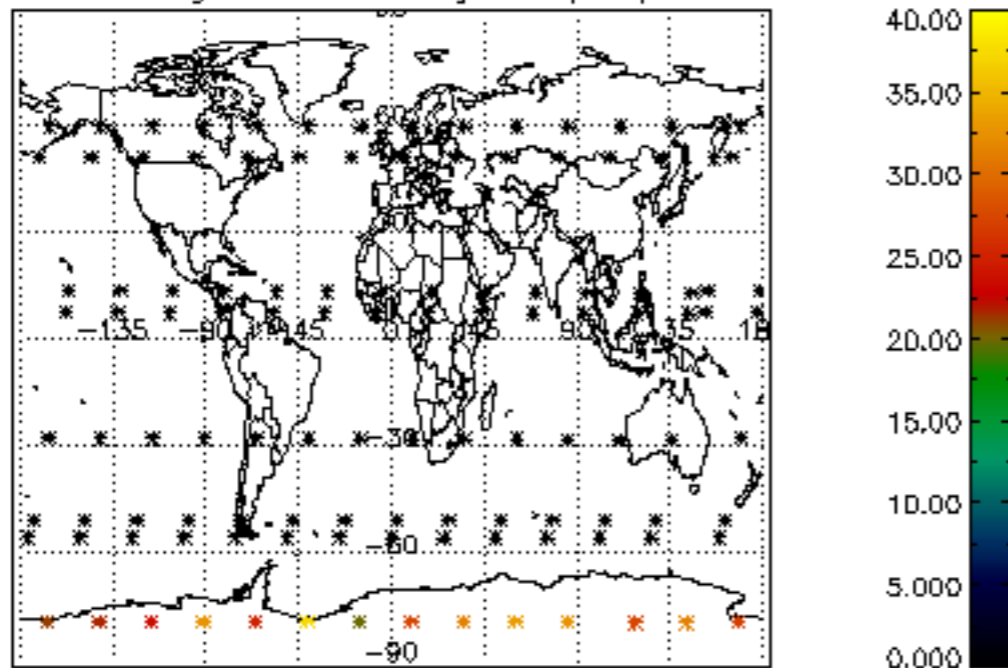
Percentage of star falling outside central band per profile



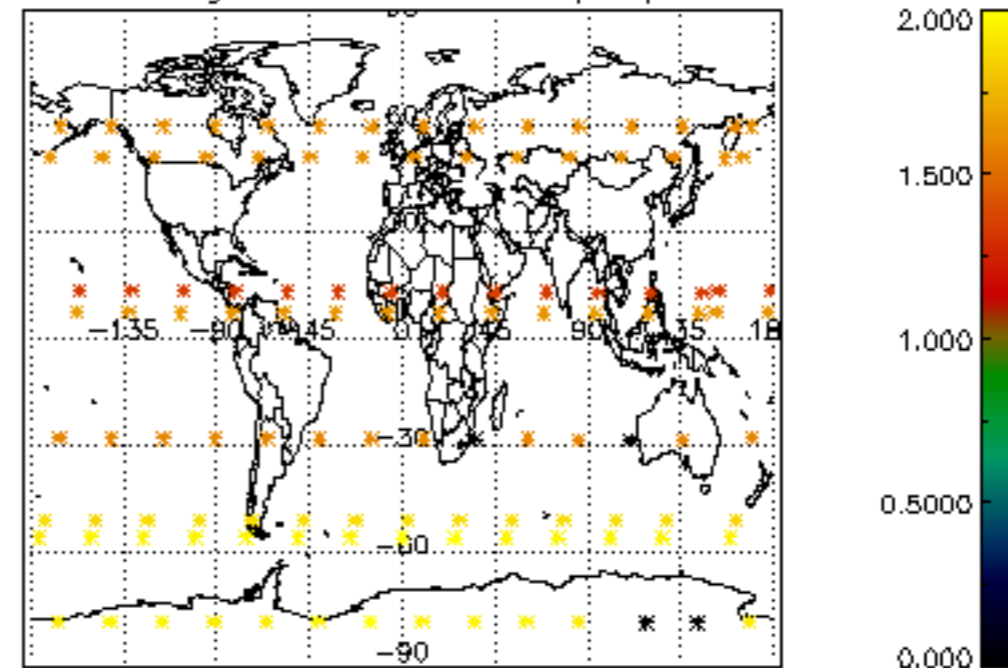
Percentage of saturation errors per profile



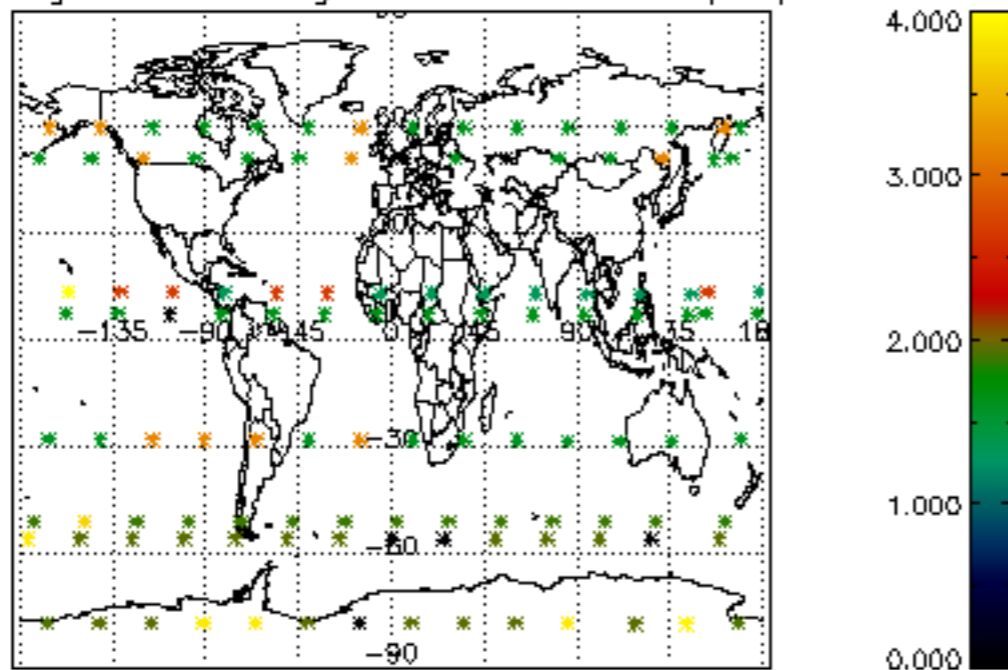
Percentage of cosmic ray hits per profile



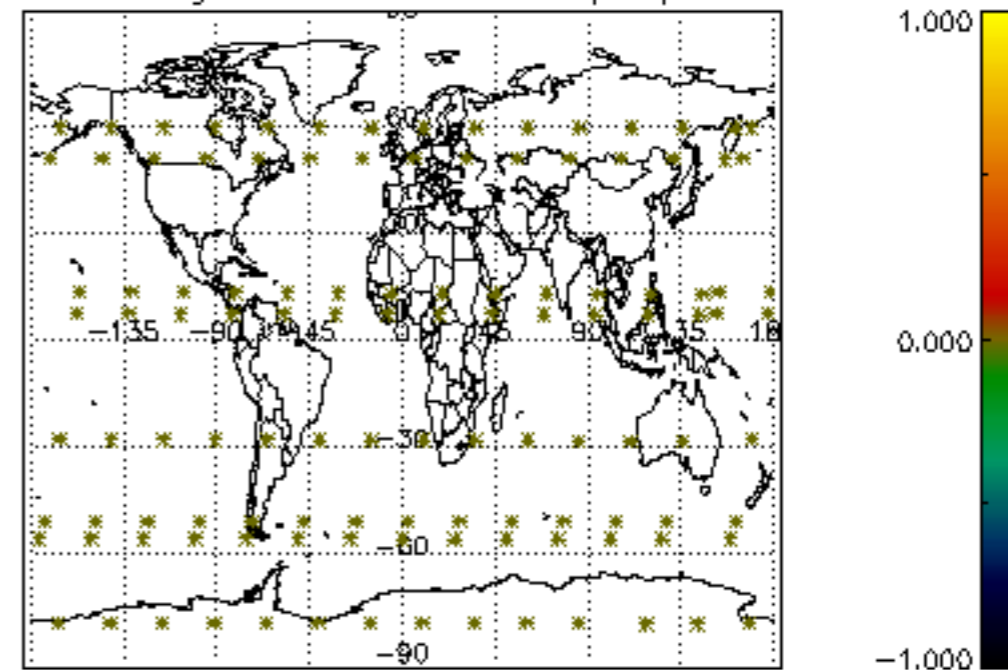
Percentage of datation errors per profile



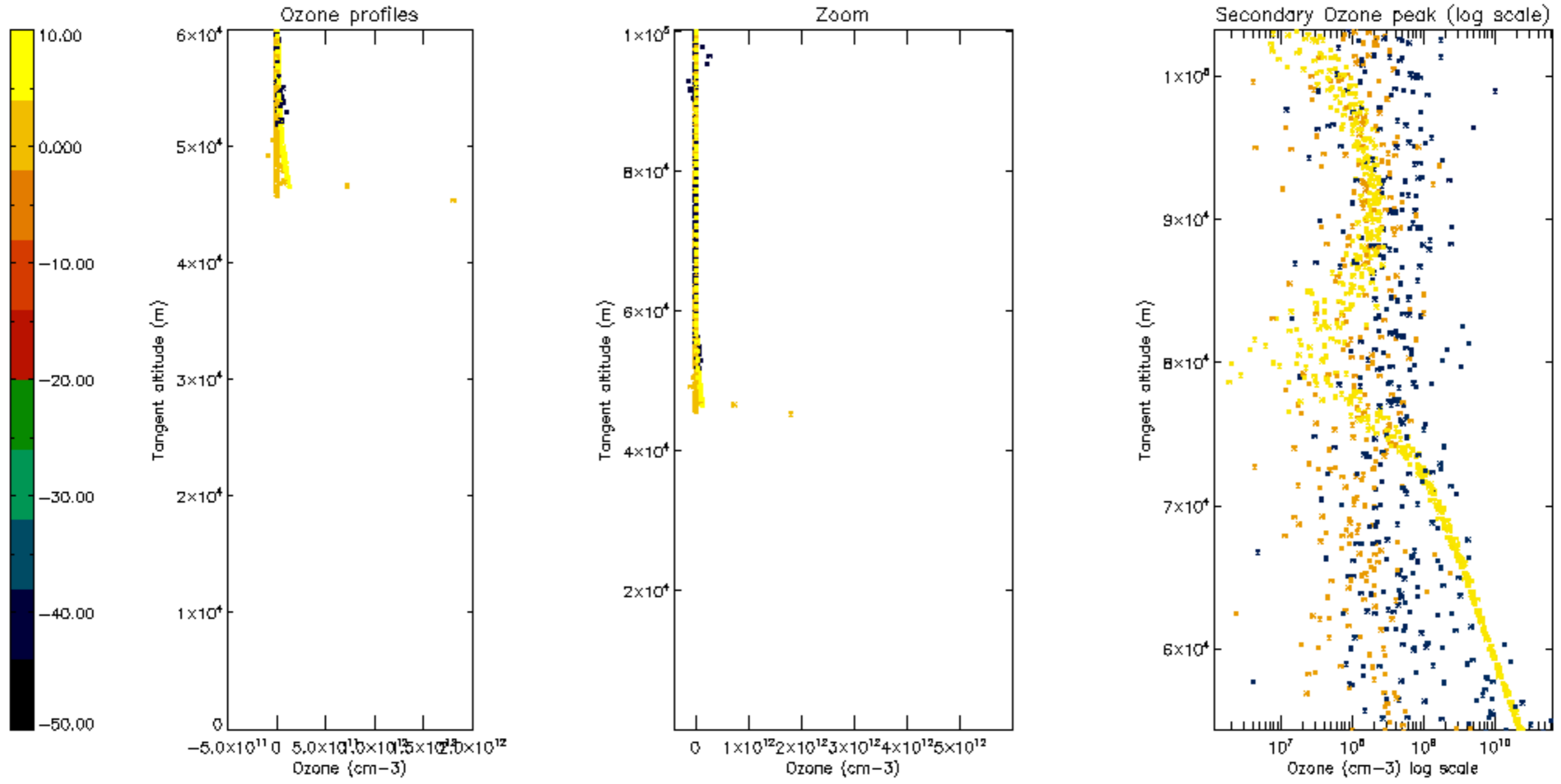
Percentage of star falling outside central band per profile

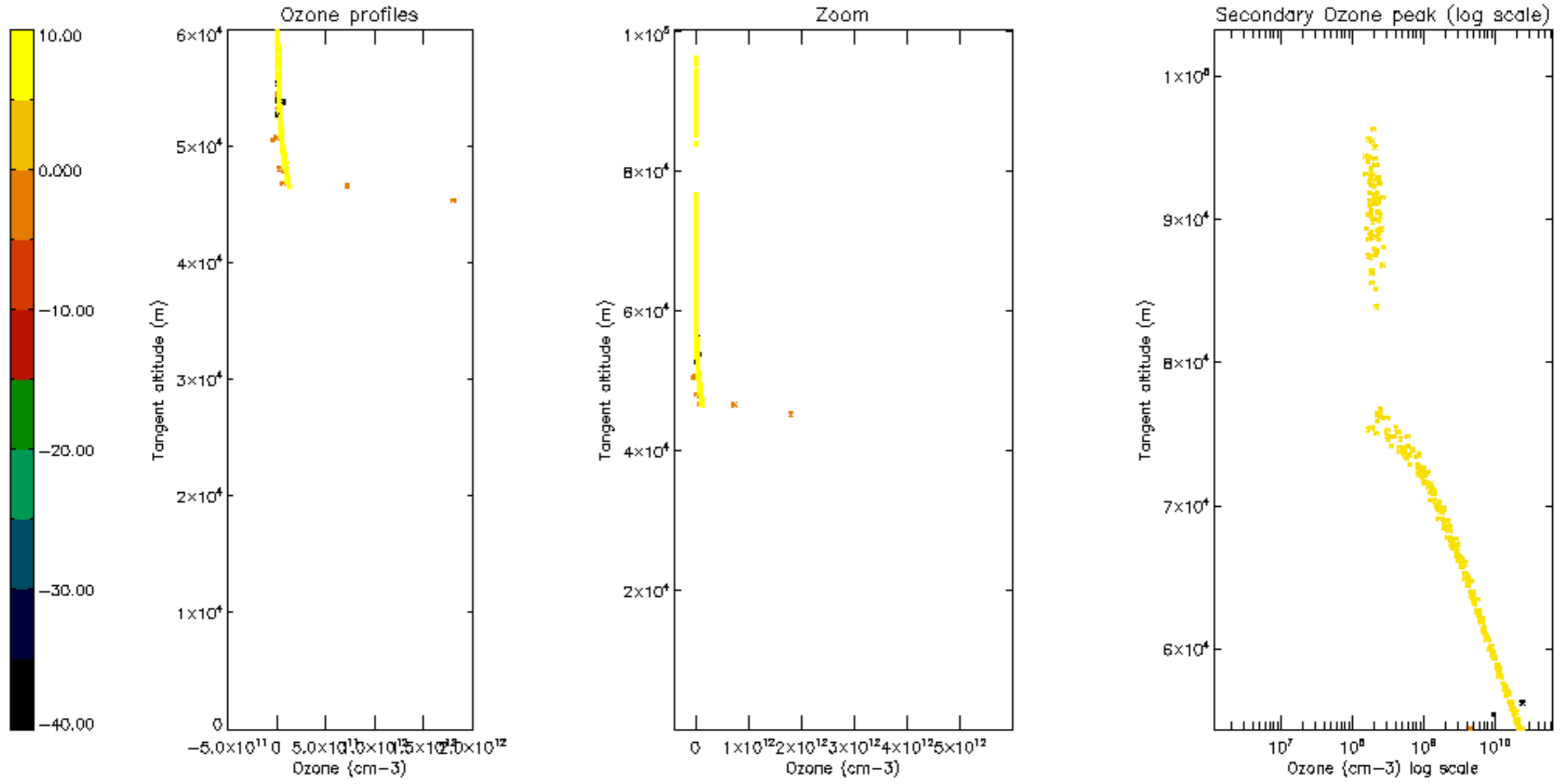


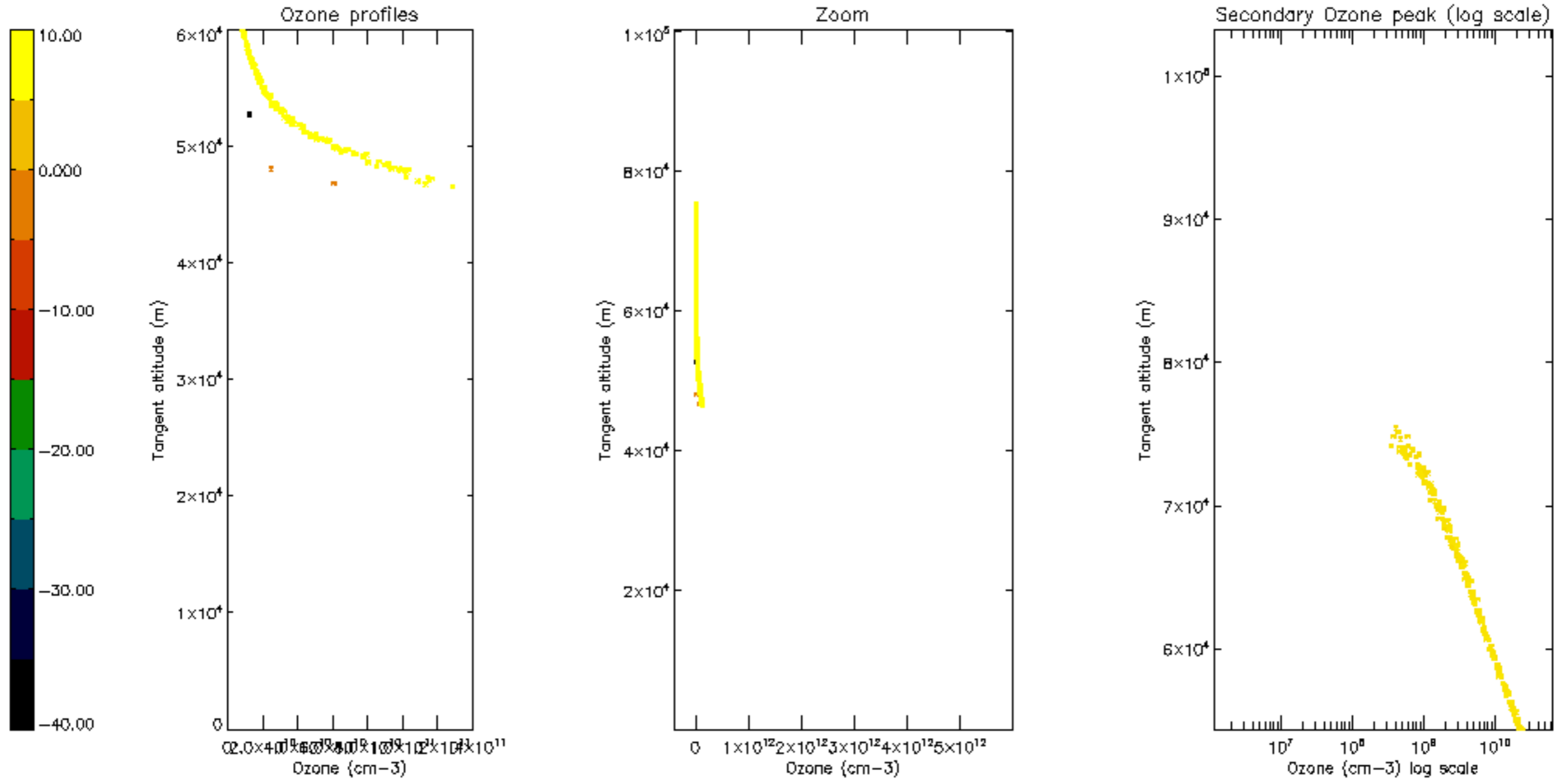
Percentage of saturation errors per profile

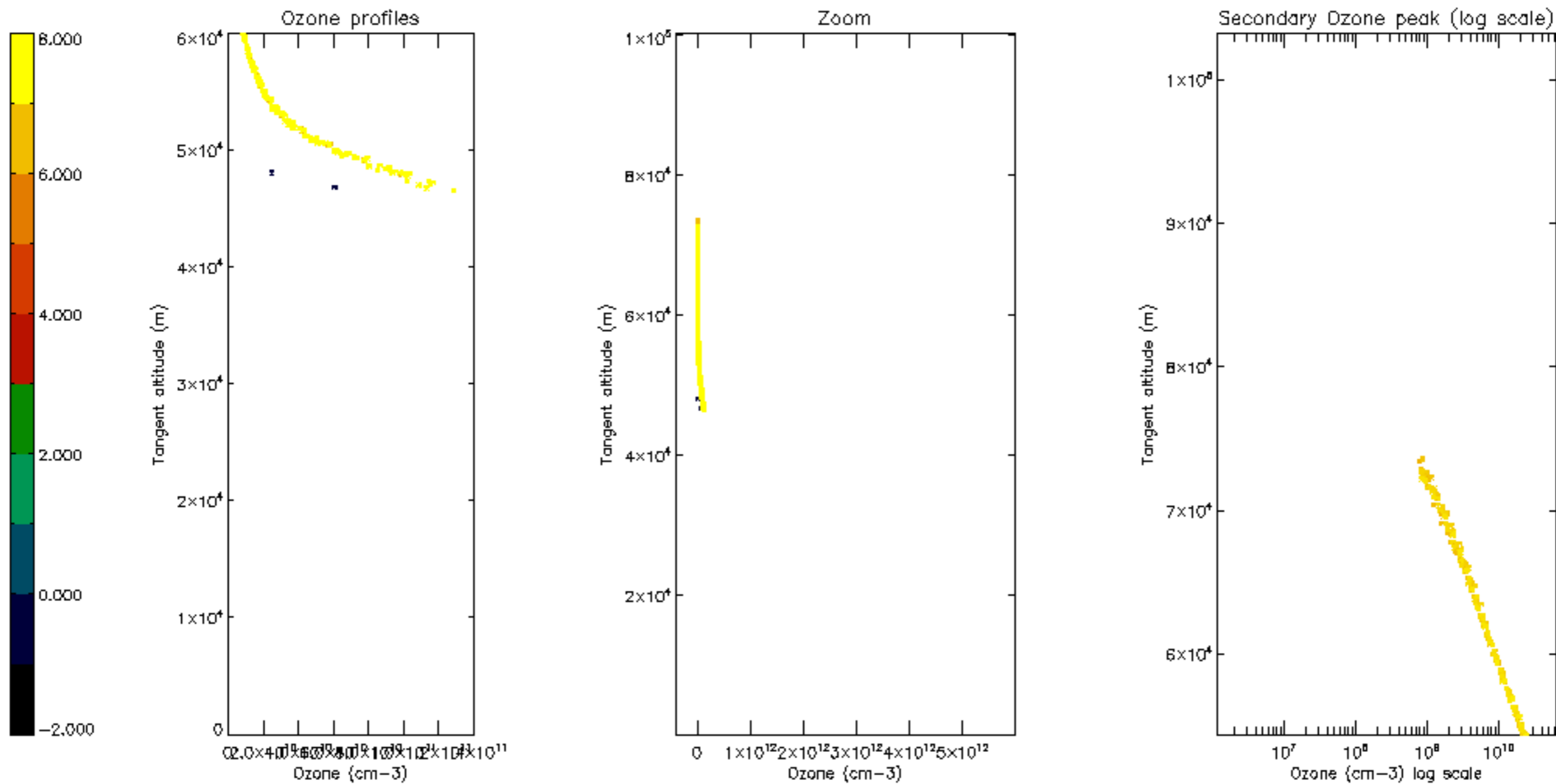




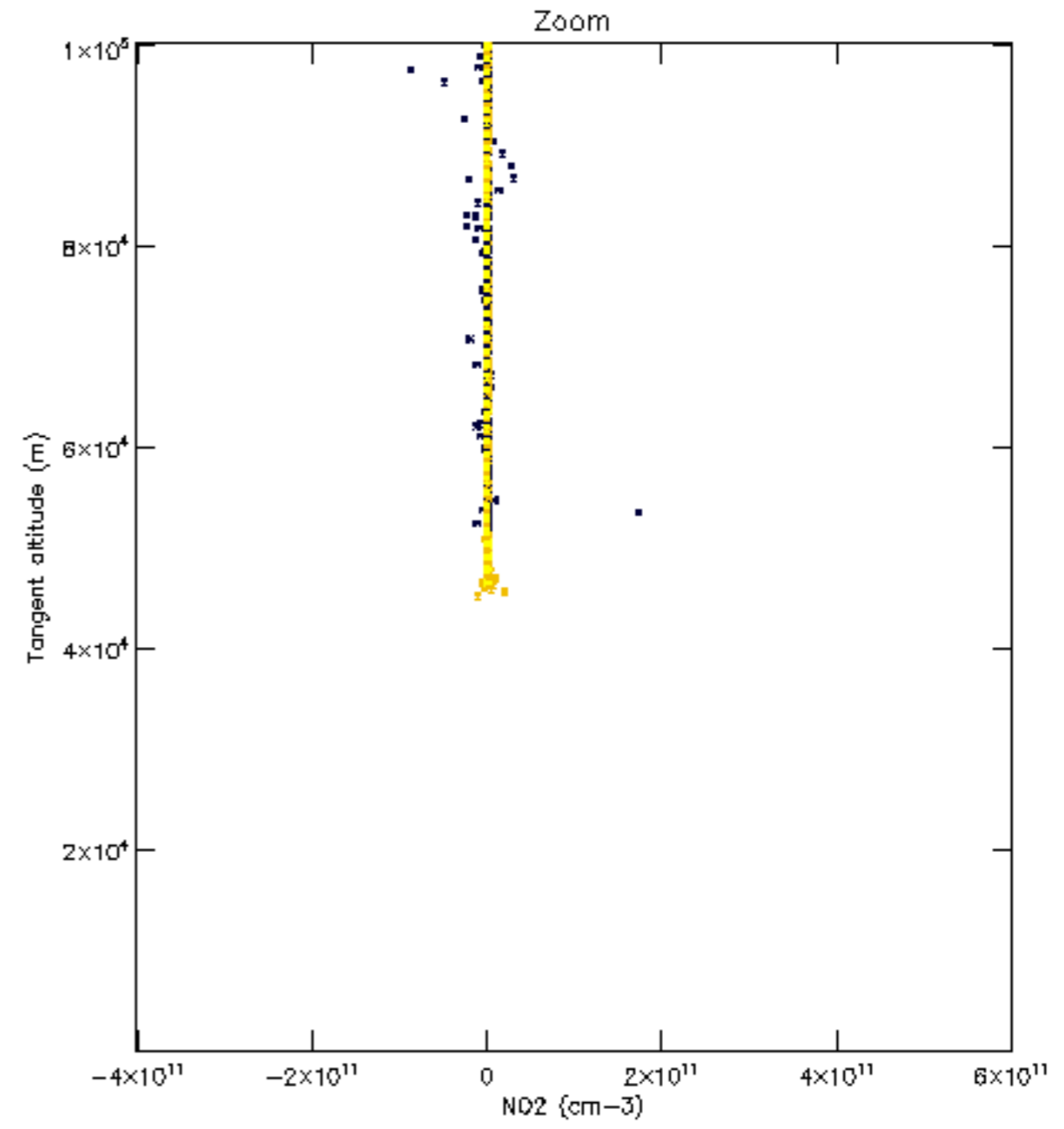
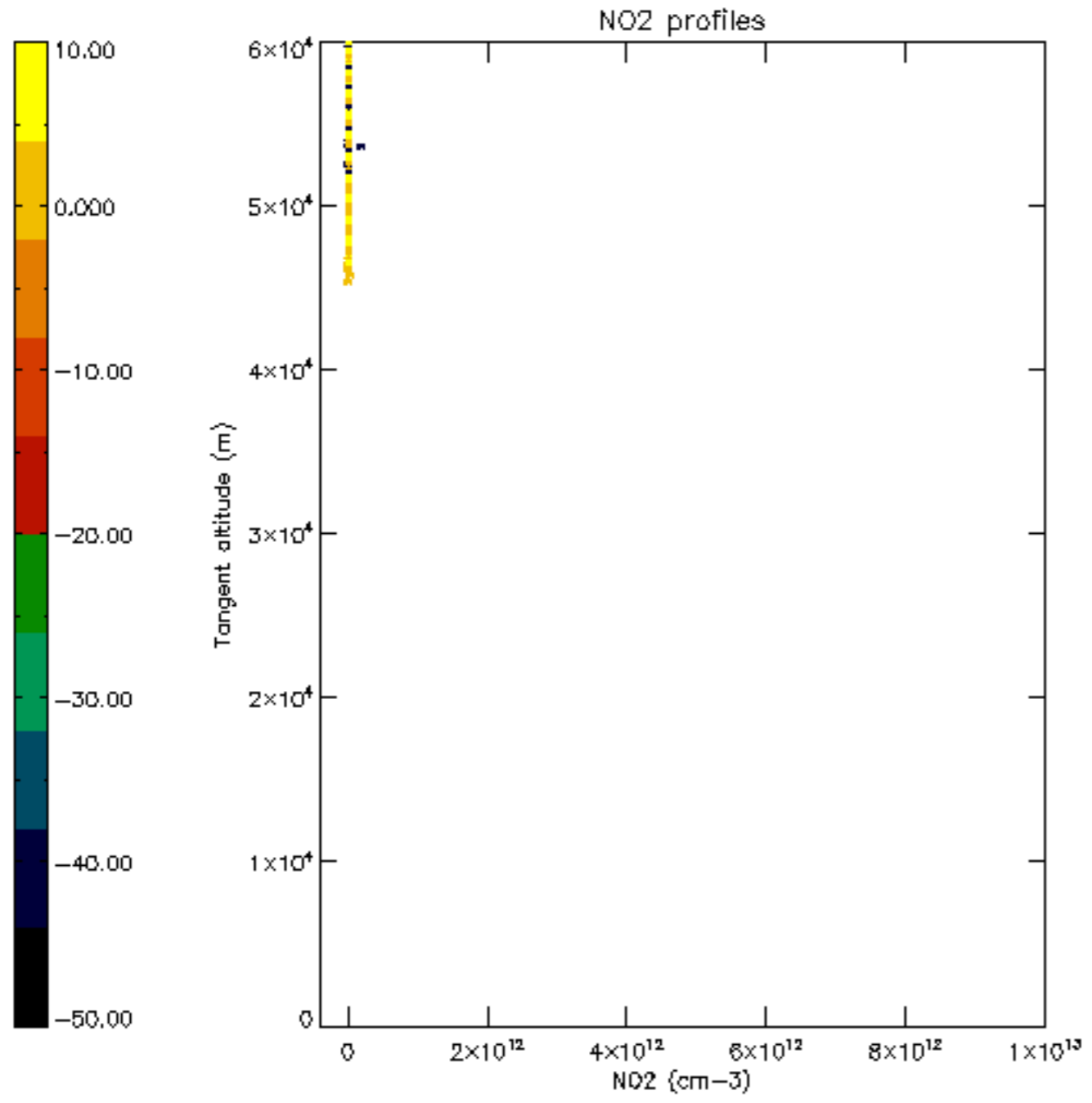


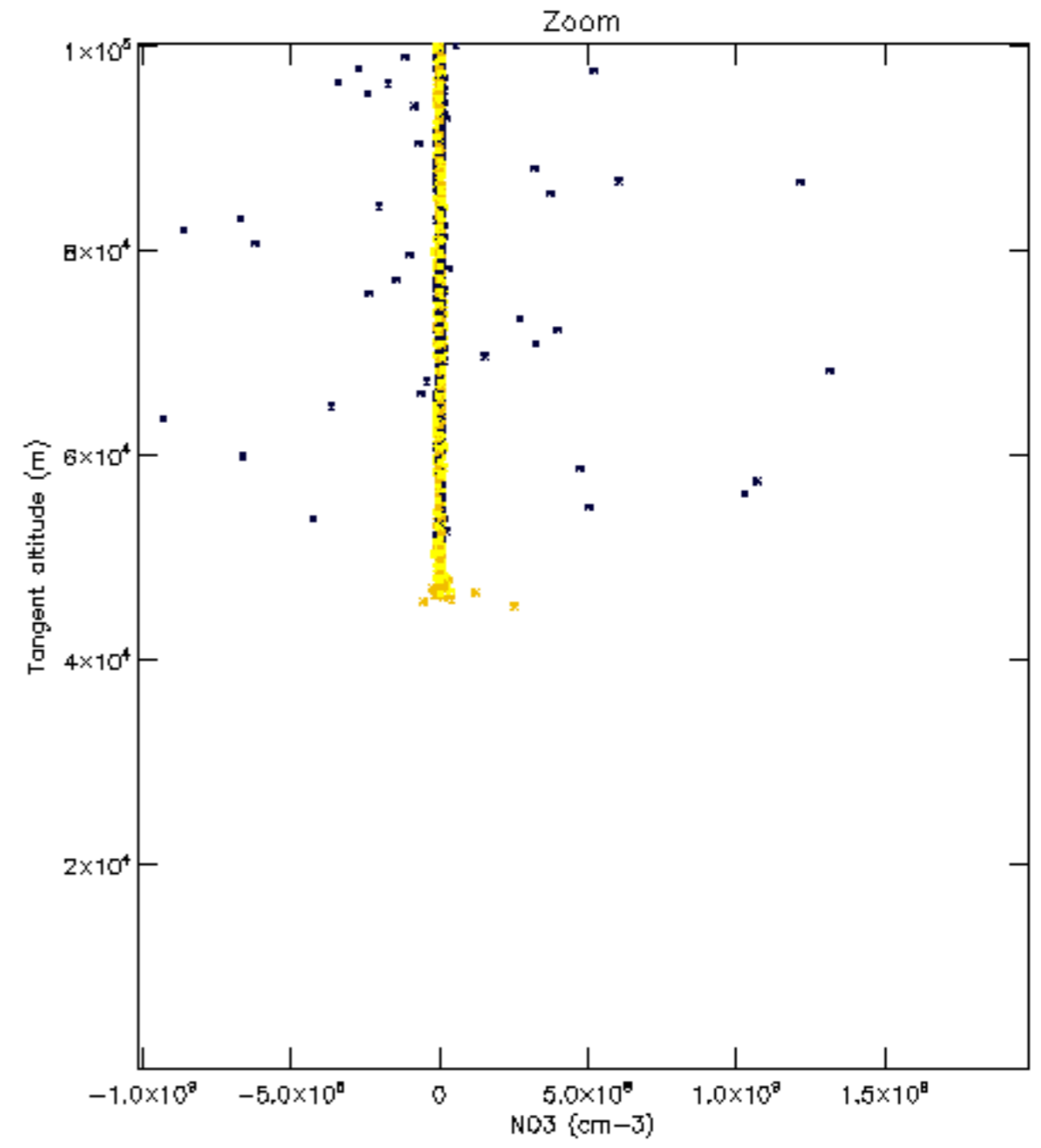
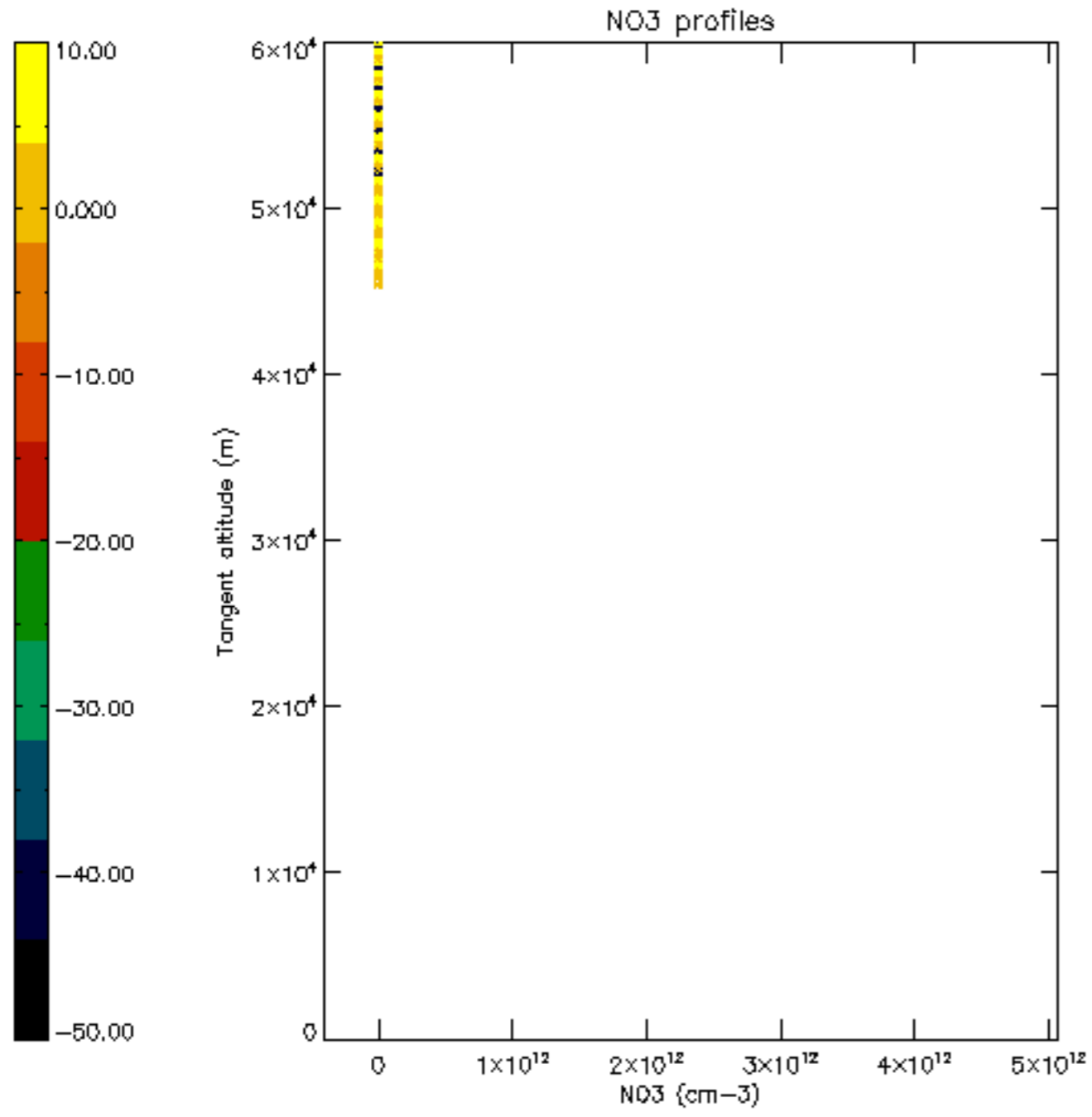


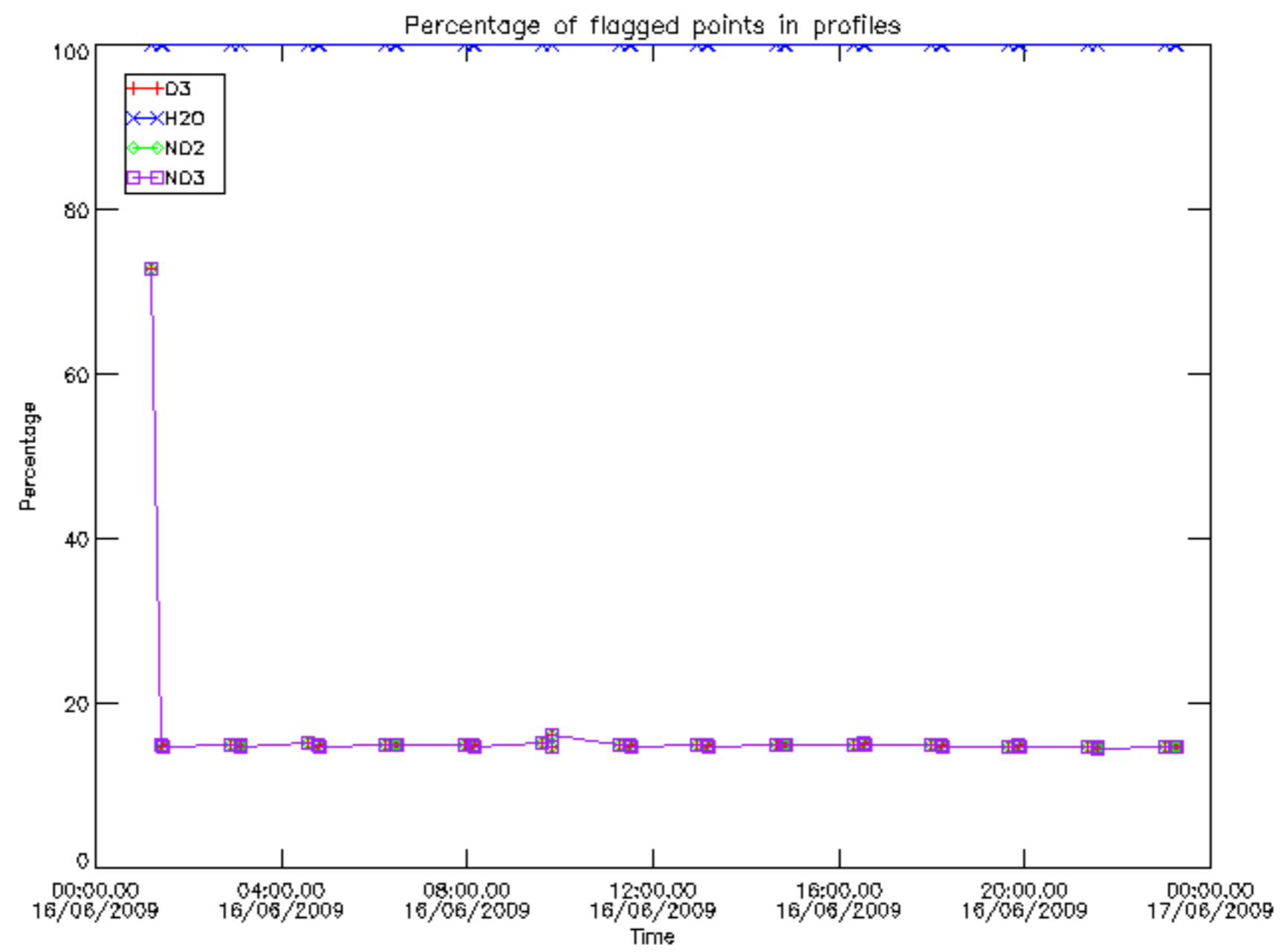




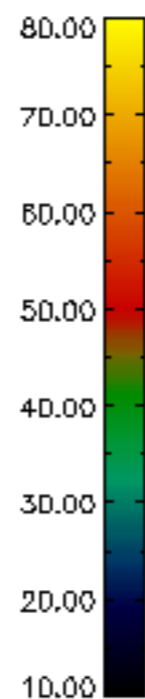
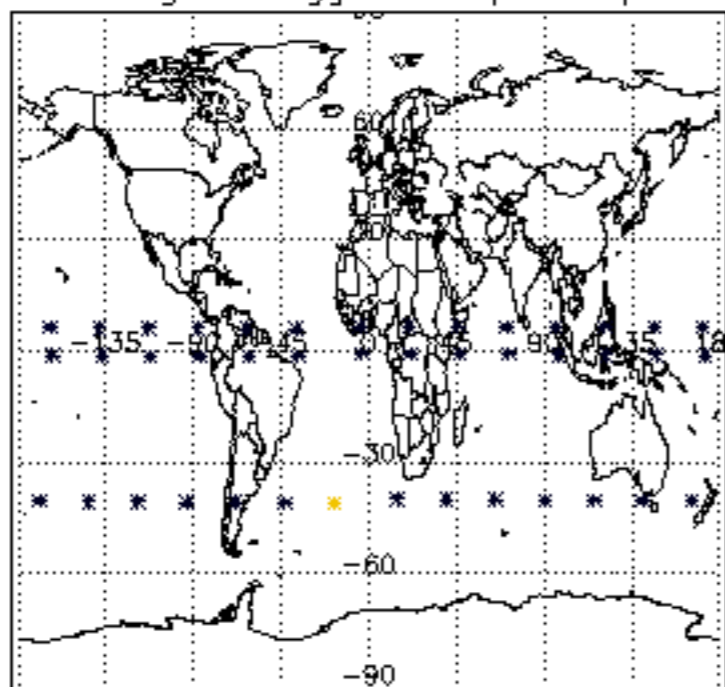




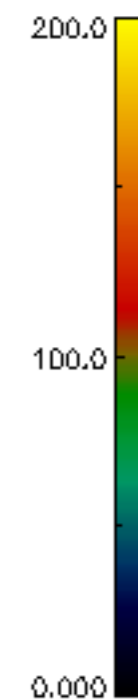
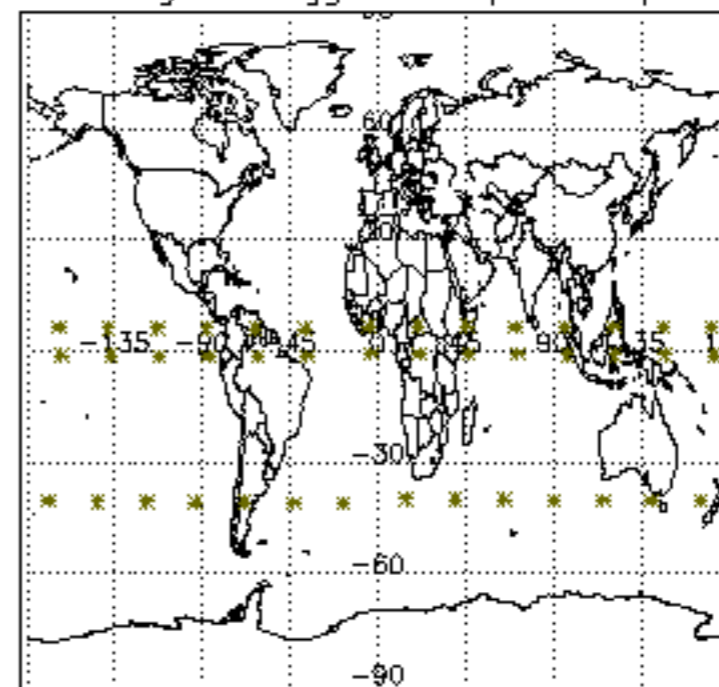




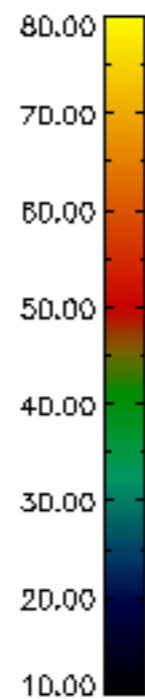
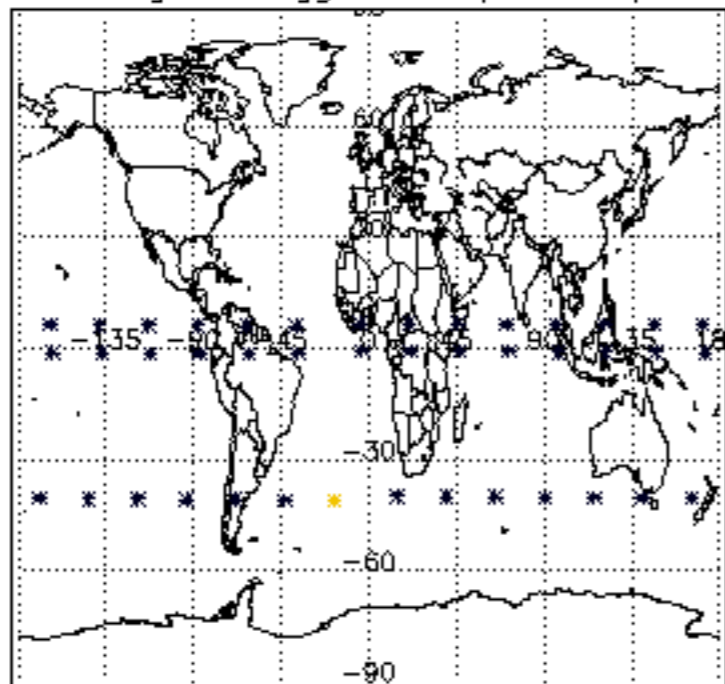
Percentage of flagged data per D3 profile



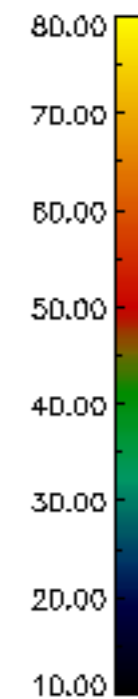
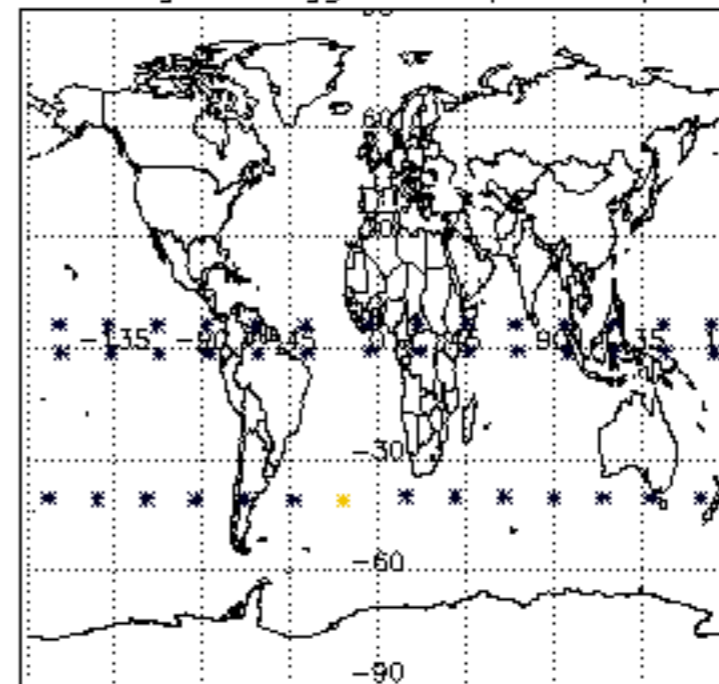
Percentage of flagged data per H2O profile



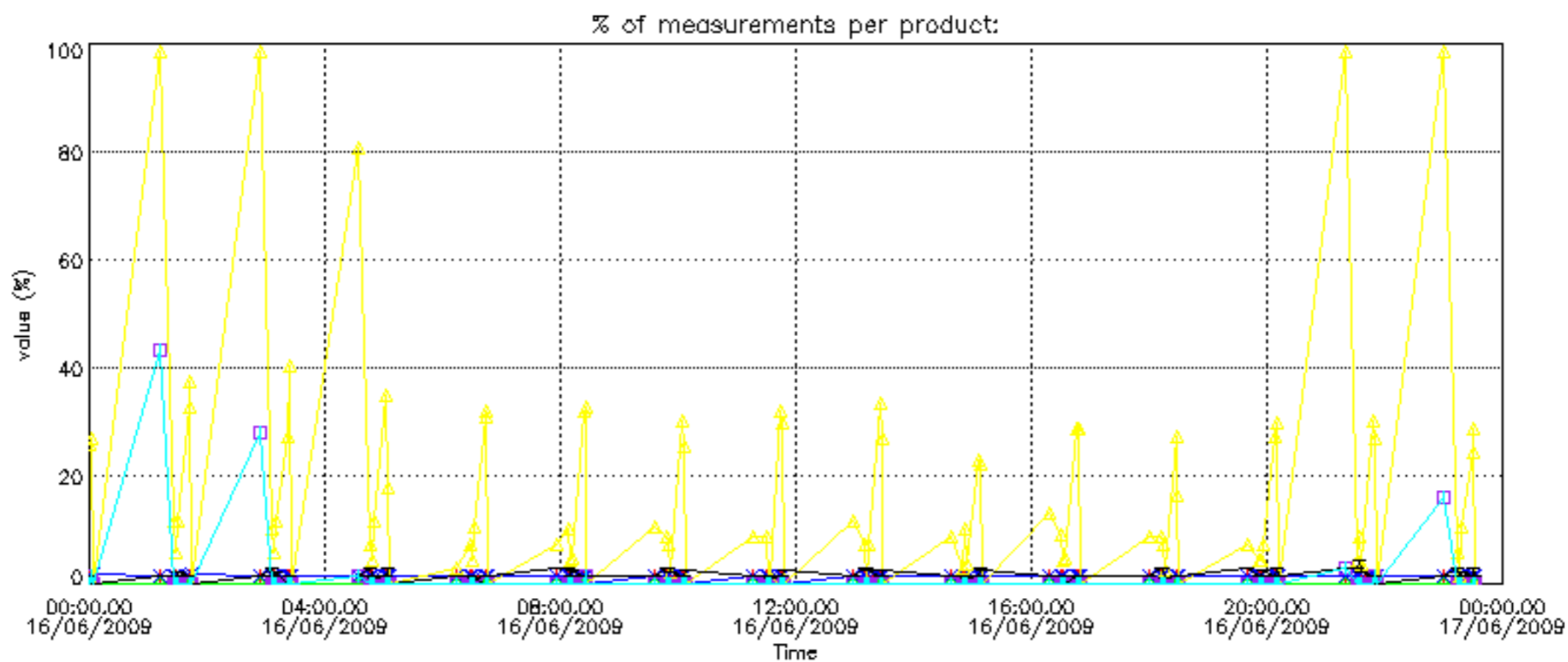
Percentage of flagged data per NO2 profile

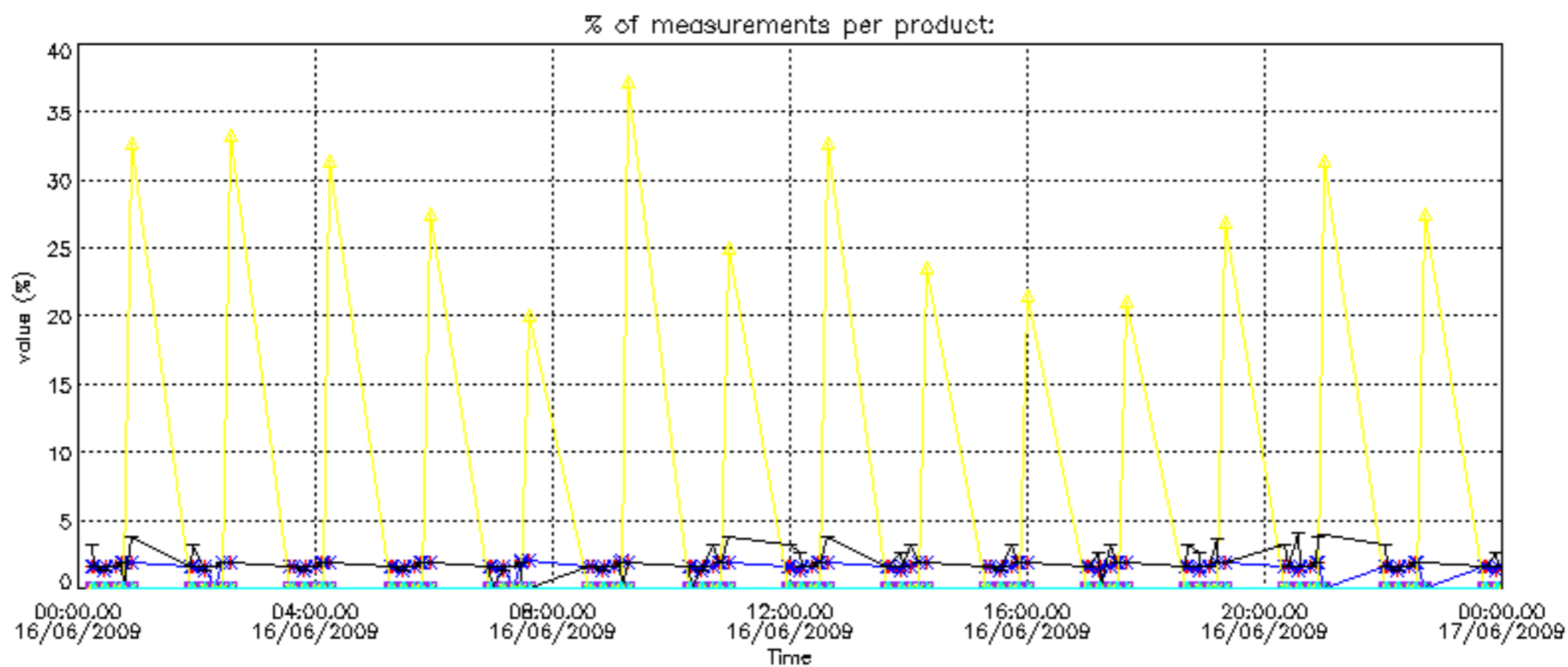


Percentage of flagged data per NO3 profile

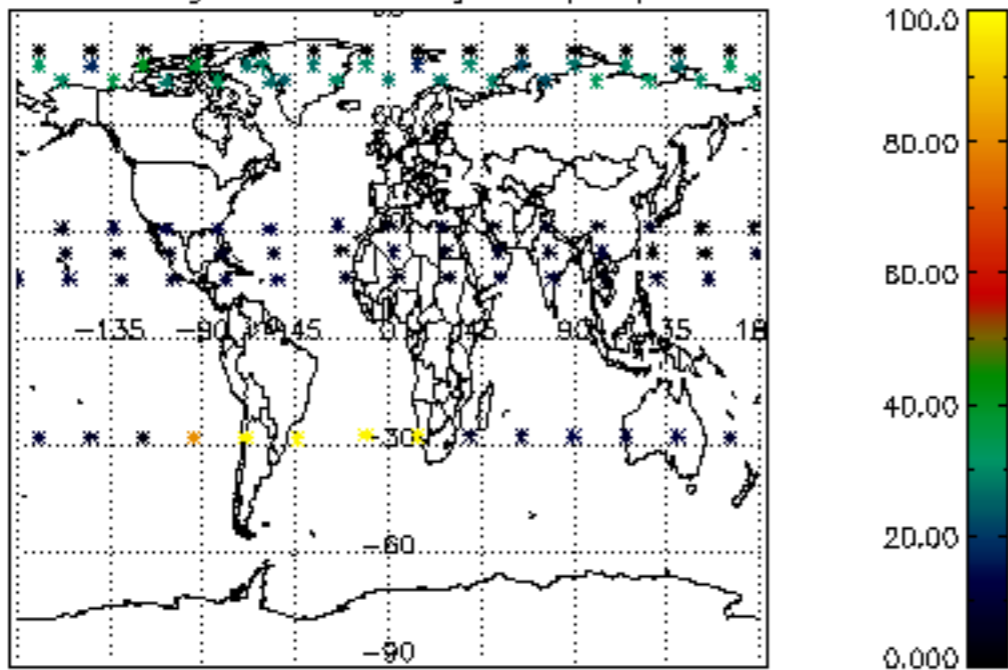




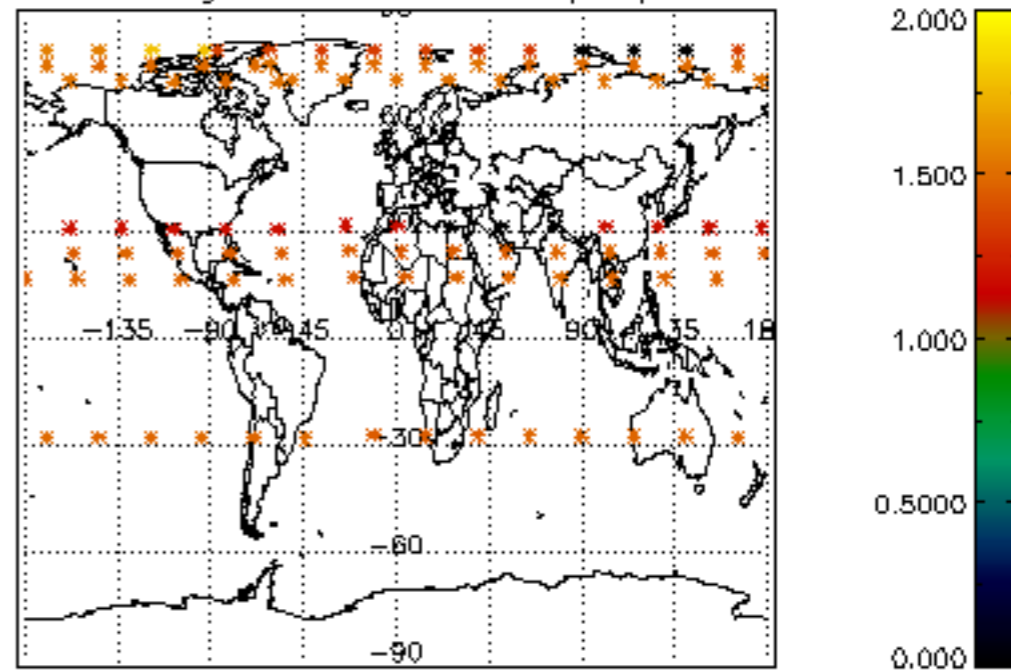




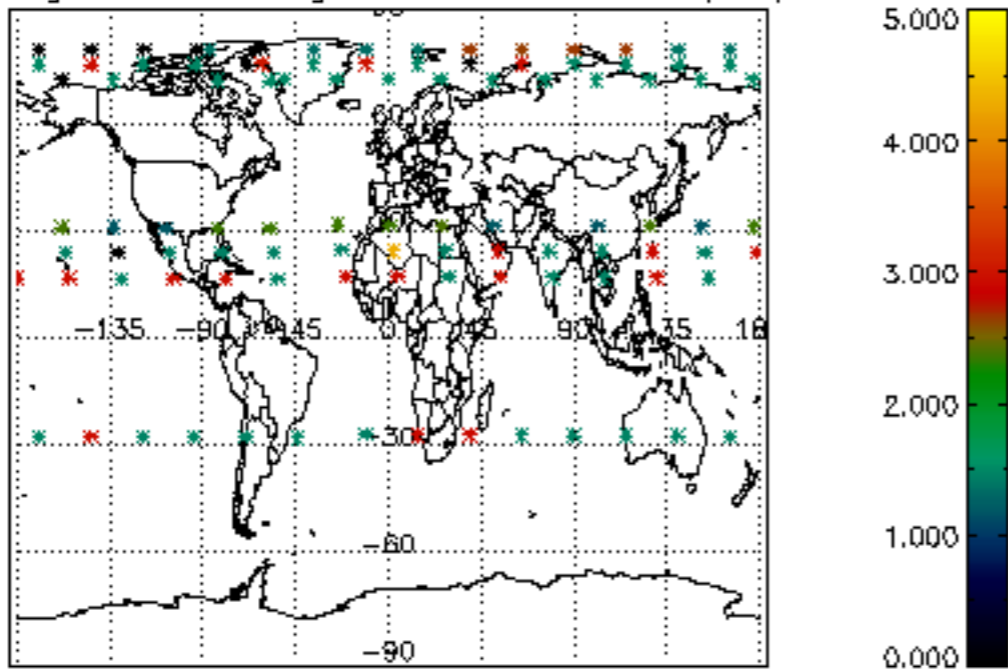
Percentage of cosmic ray hits per profile



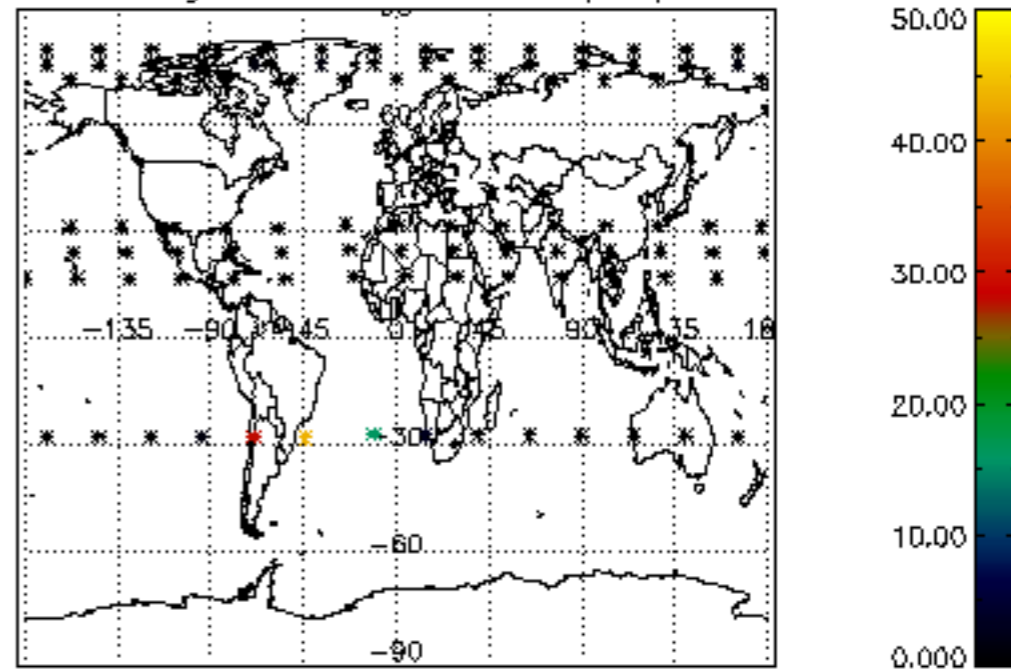
Percentage of datation errors per profile



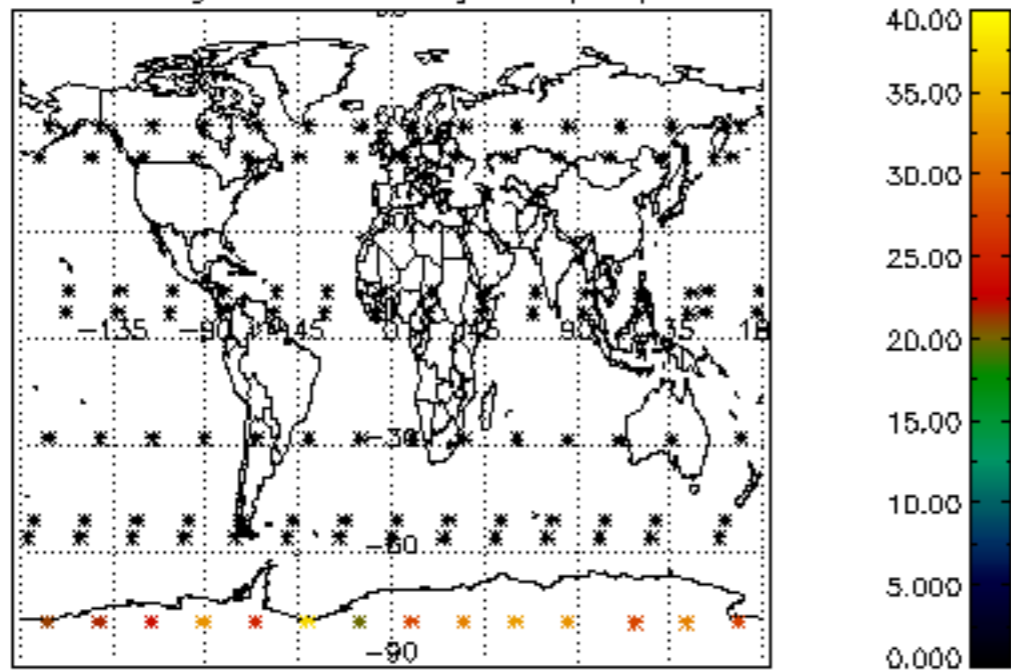
Percentage of star falling outside central band per profile



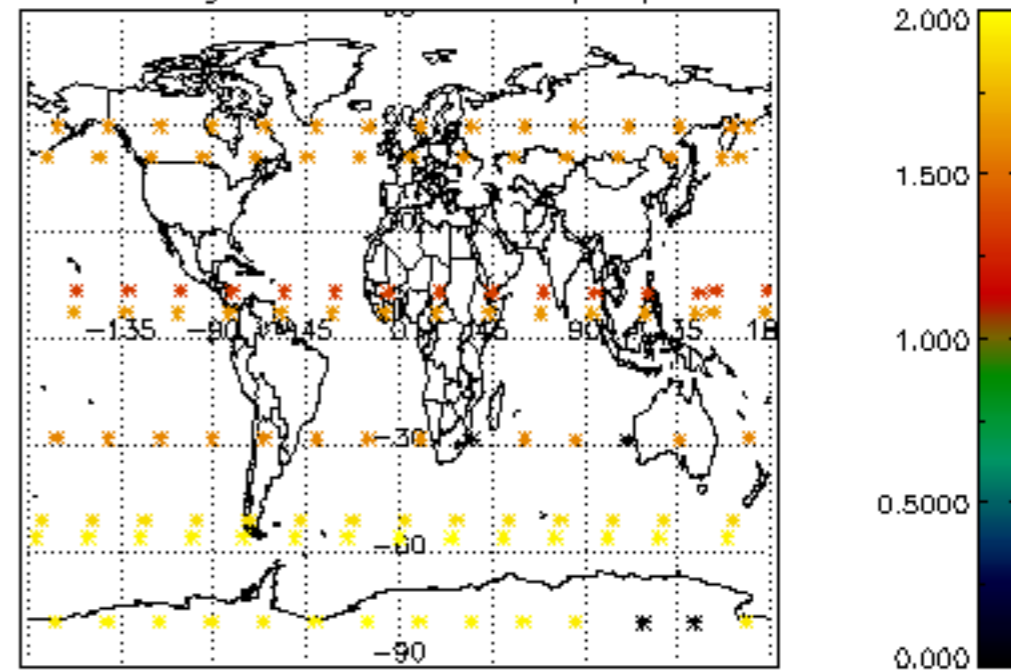
Percentage of saturation errors per profile



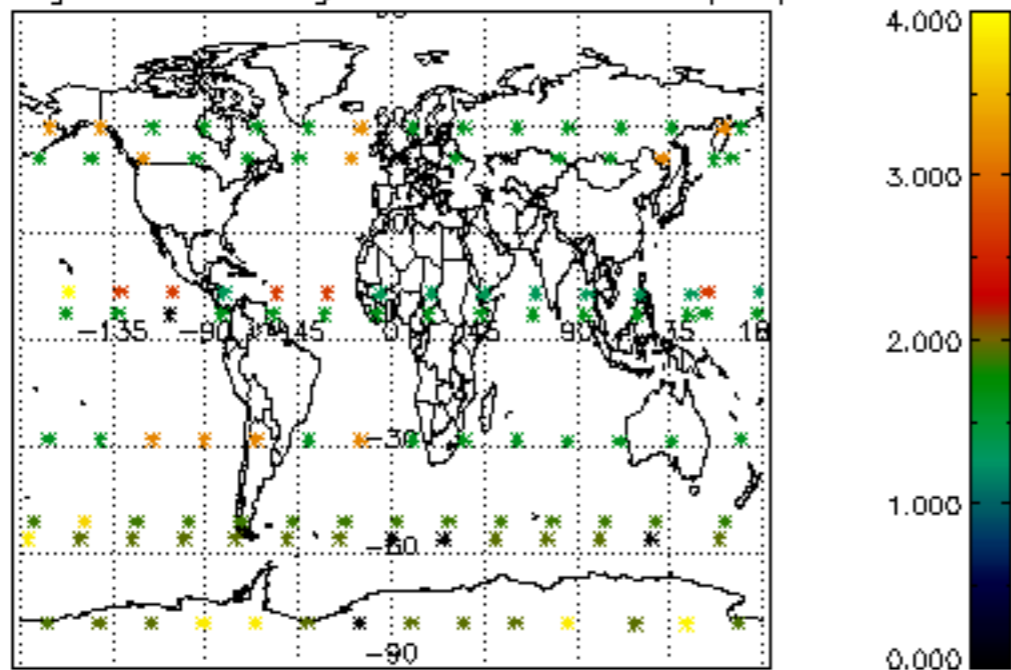
Percentage of cosmic ray hits per profile



Percentage of datation errors per profile



Percentage of star falling outside central band per profile



Percentage of saturation errors per profile

