

GOMOS Level 2 Daily Report

SUMMARY

[1. General Info](#)

[2. Summary of processed GOM_NL_2P products](#)

[3. Level 2 Quality information per product](#)

[3.1 Plot of level 2 quality information per product \(time dependant\)](#)

[3.2 Plot of level 2 quality information per product \(world map\)](#)

[4. Level 1 Quality information per product \(stored on level 2 products\)](#)

[4.1 Plot of level 1 quality information per product \(time dependant\)](#)

[4.1.1 Plot of level 1 quality information per product \(time dependant\): ASCENDING](#)

[4.1.2 Plot of level 1 quality information per product \(time dependant\): DESCENDING](#)

[4.2 Plot of level 1 quality information per product \(world map\)](#)

[4.2.1 Plot of level 1 quality information per product \(world map\): ASCENDING](#)

[4.2.2 Plot of level 1 quality information per product \(world map\): DESCENDING](#)

[5. Ozone profiles based on quality statistics and other trace gas profiles](#)

[5.1 Ozone statistics based on quality of products](#)

[5.2 Plot ozone profiles for all STD \(dark without errors\)](#)

[5.3 Plot ozone profiles where STD < 20% \(dark without errors\)](#)

[5.4. Plot ozone profiles where STD < 10% \(dark without errors\)](#)

[5.5. Plot ozone profiles where STD < 5% \(dark without errors\)](#)

[5.6 Plot NO2 profiles for all STD \(dark without errors\)](#)

[5.7 Plot NO3 profiles for all STD \(dark without errors\)](#)

[5.8 Plot H2O profiles \(only for occultations of stars 1,2,3,4,13,14,16,26,63 dark without errors\) for all STD](#)

[6. Auxiliary Data Files used for the production reported in section 2](#)

This report presents the daily analysis on parameters extracted from GOMOS level 2 data (GOM_NL__2P). It is intended to monitor some important parameters that will impact the quality of these products. A list of level 2 products (and content) that have arrived during the reporting day to the PCF is also given.

Item	Value
Time of report generation	26APR2013 10:02:19
Data source version	GOMOS/6.01
Start time of products	08-06-2009 (08JUN2009 00:00:00)
Stop time of products	09-06-2009 (09JUN2009 00:00:00)
Store outputs in DB	Yes
Nb of level 2 prods	177
Nb of prods with errors	0

2. Summary of processed GOM_NL__2P products.

Nr	Filename	UTC Start time	Limb	Duration	Star Id	Star Name	Star Mag	Star Temp	Nb Meas	Orbit	Prod. error
1	GOM_NL__2PRFIN20090608_000437_000000242079_00388_38017_1480.N1	08-JUN-2009 00:04:37	Twilight	24.000	53	43Bet And	2.0480	3300.0	48	38017	No
2	GOM_NL__2PRFIN20090608_000731_000000312079_00388_38017_1481.N1	08-JUN-2009 00:07:31	Straylight	30.500	58	21Alp And	2.0730	11000.	61	38017	No
3	GOM_NL__2PRFIN20090608_001306_000000332079_00388_38017_1482.N1	08-JUN-2009 00:13:06	Dark	32.500	140	88Gam Peg	2.8340	26000.	65	38017	No
4	GOM_NL__2PRFIN20090608_003205_000000422079_00389_38018_1485.N1	08-JUN-2009 00:32:05	Dark	42.000	18	24Alp PsA	1.1660	9700.0	84	38018	No
5	GOM_NL__2PRFIN20090608_003636_000000342079_00389_38018_1486.N1	08-JUN-2009 00:36:36	Dark	34.000	31	Alp Gru	1.7340	15200.	68	38018	No
6	GOM_NL__2PRFIN20090608_005108_000000322079_00389_38018_1487.N1	08-JUN-2009 00:51:08	Twilight	31.500	38	20Eps Sgr	1.8360	11000.	63	38018	No
7	GOM_NL__2PRFIN20090608_005307_000000382079_00389_38018_1488.N1	08-JUN-2009 00:53:07	Twilight	38.000	57	34Sig Sgr	2.0660	26000.	76	38018	No
8	GOM_NL__2PRFIN20090608_010553_000000372079_00389_38018_1489.N1	08-JUN-2009 01:05:53	Bright	36.500	126	60Bet Oph	2.7700	4250.0	73	38018	No
9	GOM_NL__2PRFIN20090608_010834_000000362079_00389_38018_1490.N1	08-JUN-2009 01:08:34	Bright	35.500	59	55Alp Oph	2.0800	8900.0	71	38018	No
10	GOM_NL__2PRFIN20090608_011317_000000302079_00389_38018_1491.N1	08-JUN-2009 01:13:17	Bright	30.000	133	40Zet Her	2.8070	6000.0	60	38018	No
11	GOM_NL__2PRFIN20090608_012028_000000312079_00389_38018_1492.N1	08-JUN-2009 01:20:28	Bright	31.000	130	23Bet Dra	2.7990	5800.0	62	38018	No
12	GOM_NL__2PRFIN20090608_013116_000000312079_00389_38018_1493.N1	08-JUN-2009 01:31:16	Twilight	31.000	89	5Alp Cep	2.4510	8000.0	62	38018	No
13	GOM_NL__2PRFIN20090608_013701_000000262079_00389_38018_1494.N1	08-JUN-2009 01:37:01	Twilight	25.500	74	11Bet Cas	2.2680	6600.0	51	38018	No
14	GOM_NL__2PRFIN20090608_014513_000000242079_00389_38018_1495.N1	08-JUN-2009 01:45:13	Twilight	24.000	53	43Bet And	2.0480	3300.0	48	38018	No
15	GOM_NL__2PRFIN20090608_014808_000000302079_00389_38018_1496.N1	08-JUN-2009 01:48:08	Straylight	30.000	58	21Alp And	2.0730	11000.	60	38018	No
16	GOM_NL__2PRFIN20090608_015342_000000332079_00389_38018_1497.N1	08-JUN-2009 01:53:42	Dark	32.500	140	88Gam Peg	2.8340	26000.	65	38018	No
17	GOM_NL__2PRFIN20090608_021242_000000422079_00390_38019_1499.N1	08-JUN-2009 02:12:42	Dark	42.000	18	24Alp PsA	1.1660	9700.0	84	38019	No
18	GOM_NL__2PRFIN20090608_021713_000000342079_00390_38019_1500.N1	08-JUN-2009 02:17:13	Dark	34.000	31	Alp Gru	1.7340	15200.	68	38019	No
19	GOM_NL__2PRFIN20090608_023144_000000322079_00390_38019_1501.N1	08-JUN-2009 02:31:44	Twilight	31.500	38	20Eps Sgr	1.8360	11000.	63	38019	No
20	GOM_NL__2PRFIN20090608_023343_000000382079_00390_38019_1502.N1	08-JUN-2009 02:33:43	Twilight	38.000	57	34Sig Sgr	2.0660	26000.	76	38019	No
21	GOM_NL__2PRFIN20090608_024628_000000362079_00390_38019_1503.N1	08-JUN-2009 02:46:28	Bright	36.000	126	60Bet Oph	2.7700	4250.0	72	38019	No
22	GOM_NL__2PRFIN20090608_024909_000000362079_00390_38019_1504.N1	08-JUN-2009 02:49:09	Bright	35.500	59	55Alp Oph	2.0800	8900.0	71	38019	No
23	GOM_NL__2PRFIN20090608_025352_000000302079_00390_38019_1505.N1	08-JUN-2009 02:53:52	Bright	30.000	133	40Zet Her	2.8070	6000.0	60	38019	No
24	GOM_NL__2PRFIN20090608_030103_000000312079_00390_38019_1506.N1	08-JUN-2009 03:01:03	Bright	31.000	130	23Bet Dra	2.7990	5800.0	62	38019	No
25	GOM_NL__2PRFIN20090608_031152_000000302079_00390_38019_1507.N1	08-JUN-2009 03:11:52	Twilight	30.000	89	5Alp Cep	2.4510	8000.0	60	38019	No
26	GOM_NL__2PRFIN20090608_031736_000000262079_00390_38019_1508.N1	08-JUN-2009 03:17:36	Twilight	25.500	74	11Bet Cas	2.2680	6600.0	51	38019	No
27	GOM_NL__2PRFIN20090608_032549_000000242079_00390_38019_1509.N1	08-JUN-2009 03:25:49	Twilight	24.000	53	43Bet And	2.0480	3300.0	48	38019	No
28	GOM_NL__2PRFIN20090608_032844_000000302079_00390_38019_1510.N1	08-JUN-2009 03:28:44	Straylight	30.000	58	21Alp And	2.0730	11000.	60	38019	No
29	GOM_NL__2PRFIN20090608_033419_000000332079_00390_38019_1511.N1	08-JUN-2009 03:34:19	Dark	33.000	140	88Gam Peg	2.8340	26000.	66	38019	No
30	GOM_NL__2PRFIN20090608_035320_000000432079_00391_38020_1534.N1	08-JUN-2009 03:53:20	Dark	42.500	18	24Alp PsA	1.1660	9700.0	85	38020	No
31	GOM_NL__2PRFIN20090608_035750_000000342079_00391_38020_1535.N1	08-JUN-2009 03:57:50	Dark	34.000	31	Alp Gru	1.7340	15200.	68	38020	No
32	GOM_NL__2PRFIN20090608_041221_000000322079_00391_38020_1536.N1	08-JUN-2009 04:12:21	Twilight	31.500	38	20Eps Sgr	1.8360	11000.	63	38020	No
33	GOM_NL__2PRFIN20090608_041420_000000382079_00391_38020_1537.N1	08-JUN-2009 04:14:20	Twilight	38.000	57	34Sig Sgr	2.0660	26000.	76	38020	No
34	GOM_NL__2PRFIN20090608_042704_000000362079_00391_38020_1538.N1	08-JUN-2009 04:27:04	Bright	36.000	126	60Bet Oph	2.7700	4250.0	72	38020	No
35	GOM_NL__2PRFIN20090608_042944_000000362079_00391_38020_1539.N1	08-JUN-2009 04:29:44	Bright	36.000	59	55Alp Oph	2.0800	8900.0	72	38020	No
36	GOM_NL__2PRFIN20090608_043428_000000302079_00391_38020_1540.N1	08-JUN-2009 04:34:28	Bright	30.000	133	40Zet Her	2.8070	6000.0	60	38020	No
37	GOM_NL__2PRFIN20090608_044139_000000312079_00391_38020_1541.N1	08-JUN-2009 04:41:39	Bright	30.500	130	23Bet Dra	2.7990	5800.0	61	38020	No
38	GOM_NL__2PRFIN20090608_045227_000000312079_00391_38020_1542.N1	08-JUN-2009 04:52:27	Twilight	30.500	89	5Alp Cep	2.4510	8000.0	61	38020	No
39	GOM_NL__2PRFIN20090608_045812_000000252079_00391_38020_1543.N1	08-JUN-2009 04:58:12	Twilight	25.000	74	11Bet Cas	2.2680	6600.0	50	38020	No
40	GOM_NL__2PRFIN20090608_050625_000000242079_00391_38020_1544.N1	08-JUN-2009 05:06:25	Twilight	24.000	53	43Bet And	2.0480	3300.0	48	38020	No
41	GOM_NL__2PRFIN20090608_050920_000000302079_00391_38020_1545.N1	08-JUN-2009 05:09:20	Straylight	30.000	58	21Alp And	2.0730	11000.	60	38020	No
42	GOM_NL__2PRFIN20090608_051456_000000332079_00391_38020_1546.N1	08-JUN-2009 05:14:56	Dark	33.000	140	88Gam Peg	2.8340	26000.	66	38020	No

43	GOM_NL__2PRFIN20090608_053357_000000422079_00392_38021_1548.N1	08-JUN-2009 05:33:57	Dark	42.000	18	24Alp PsA	1.1660	9700.0	84	38021	No
44	GOM_NL__2PRFIN20090608_053827_000000342079_00392_38021_1549.N1	08-JUN-2009 05:38:27	Dark	34.000	31	Alp Gru	1.7340	15200.	68	38021	No
45	GOM_NL__2PRFIN20090608_055257_000000322079_00392_38021_1550.N1	08-JUN-2009 05:52:57	Twilight	31.500	38	20Eps Sgr	1.8360	11000.	63	38021	No
46	GOM_NL__2PRFIN20090608_055456_000000382079_00392_38021_1551.N1	08-JUN-2009 05:54:56	Twilight	38.000	57	34Sig Sgr	2.0660	26000.	76	38021	No
47	GOM_NL__2PRFIN20090608_060740_000000362079_00392_38021_1552.N1	08-JUN-2009 06:07:40	Bright	35.500	126	60Bet Oph	2.7700	4250.0	71	38021	No
48	GOM_NL__2PRFIN20090608_061020_000000362079_00392_38021_1553.N1	08-JUN-2009 06:10:20	Bright	35.500	59	55Alp Oph	2.0800	8900.0	71	38021	No
49	GOM_NL__2PRFIN20090608_061504_000000302079_00392_38021_1554.N1	08-JUN-2009 06:15:04	Bright	29.500	133	40Zet Her	2.8070	6000.0	59	38021	No
50	GOM_NL__2PRFIN20090608_062214_000000312079_00392_38021_1555.N1	08-JUN-2009 06:22:14	Bright	30.500	130	23Bet Dra	2.7990	5800.0	61	38021	No
51	GOM_NL__2PRFIN20090608_063302_000000312079_00392_38021_1556.N1	08-JUN-2009 06:33:02	Twilight	30.500	89	5Alp Cep	2.4510	8000.0	61	38021	No
52	GOM_NL__2PRFIN20090608_063848_000000252079_00392_38021_1557.N1	08-JUN-2009 06:38:48	Twilight	25.000	74	11Bet Cas	2.2680	6600.0	50	38021	No
53	GOM_NL__2PRFIN20090608_064701_000000242079_00392_38021_1558.N1	08-JUN-2009 06:47:01	Twilight	24.000	53	43Bet And	2.0480	3300.0	48	38021	No
54	GOM_NL__2PRFIN20090608_064957_000000302079_00392_38021_1559.N1	08-JUN-2009 06:49:57	Straylight	30.000	58	21Alp And	2.0730	11000.	60	38021	No
55	GOM_NL__2PRFIN20090608_065532_000000332079_00392_38021_1560.N1	08-JUN-2009 06:55:32	Dark	33.000	140	88Gam Peg	2.8340	26000.	66	38021	No
56	GOM_NL__2PRFIN20090608_071435_000000422079_00393_38022_1562.N1	08-JUN-2009 07:14:35	Dark	42.000	18	24Alp PsA	1.1660	9700.0	84	38022	No
57	GOM_NL__2PRFIN20090608_071904_000000342079_00393_38022_1563.N1	08-JUN-2009 07:19:04	Dark	34.000	31	Alp Gru	1.7340	15200.	68	38022	No
58	GOM_NL__2PRFIN20090608_073334_000000312079_00393_38022_1564.N1	08-JUN-2009 07:33:34	Twilight	31.000	38	20Eps Sgr	1.8360	11000.	62	38022	No
59	GOM_NL__2PRFIN20090608_073533_000000382079_00393_38022_1565.N1	08-JUN-2009 07:35:33	Twilight	37.500	57	34Sig Sgr	2.0660	26000.	75	38022	No
60	GOM_NL__2PRFIN20090608_074815_000000362079_00393_38022_1566.N1	08-JUN-2009 07:48:15	Bright	36.000	126	60Bet Oph	2.7700	4250.0	72	38022	No
61	GOM_NL__2PRFIN20090608_075055_000000362079_00393_38022_1567.N1	08-JUN-2009 07:50:55	Bright	35.500	59	55Alp Oph	2.0800	8900.0	71	38022	No
62	GOM_NL__2PRFIN20090608_075539_000000302079_00393_38022_1568.N1	08-JUN-2009 07:55:39	Bright	29.500	133	40Zet Her	2.8070	6000.0	59	38022	No
63	GOM_NL__2PRFIN20090608_080250_000000312079_00393_38022_1569.N1	08-JUN-2009 08:02:50	Bright	31.000	130	23Bet Dra	2.7990	5800.0	62	38022	No
64	GOM_NL__2PRFIN20090608_081338_000000312079_00393_38022_1570.N1	08-JUN-2009 08:13:38	Twilight	30.500	89	5Alp Cep	2.4510	8000.0	61	38022	No
65	GOM_NL__2PRFIN20090608_081924_000000252079_00393_38022_1571.N1	08-JUN-2009 08:19:24	Twilight	25.000	74	11Bet Cas	2.2680	6600.0	50	38022	No
66	GOM_NL__2PRFIN20090608_082737_000000242079_00393_38022_1572.N1	08-JUN-2009 08:27:37	Twilight	24.000	53	43Bet And	2.0480	3300.0	48	38022	No
67	GOM_NL__2PRFIN20090608_083033_000000312079_00393_38022_1573.N1	08-JUN-2009 08:30:33	Straylight	30.500	58	21Alp And	2.0730	11000.	61	38022	No
68	GOM_NL__2PRFIN20090608_083609_000000332079_00393_38022_1574.N1	08-JUN-2009 08:36:09	Dark	33.000	140	88Gam Peg	2.8340	26000.	66	38022	No
69	GOM_NL__2PRFIN20090608_085512_000000432079_00394_38023_1576.N1	08-JUN-2009 08:55:12	Dark	42.500	18	24Alp PsA	1.1660	9700.0	85	38023	No
70	GOM_NL__2PRFIN20090608_085940_000000352079_00394_38023_1577.N1	08-JUN-2009 08:59:40	Dark	34.500	31	Alp Gru	1.7340	15200.	69	38023	No
71	GOM_NL__2PRFIN20090608_091410_000000322079_00394_38023_1578.N1	08-JUN-2009 09:14:10	Twilight	31.500	38	20Eps Sgr	1.8360	11000.	63	38023	No
72	GOM_NL__2PRFIN20090608_091609_000000382079_00394_38023_1579.N1	08-JUN-2009 09:16:09	Twilight	37.500	57	34Sig Sgr	2.0660	26000.	75	38023	No
73	GOM_NL__2PRFIN20090608_092851_000000362079_00394_38023_1580.N1	08-JUN-2009 09:28:51	Bright	35.500	126	60Bet Oph	2.7700	4250.0	71	38023	No
74	GOM_NL__2PRFIN20090608_093131_000000362079_00394_38023_1581.N1	08-JUN-2009 09:31:31	Bright	35.500	59	55Alp Oph	2.0800	8900.0	71	38023	No
75	GOM_NL__2PRFIN20090608_093614_000000302079_00394_38023_1582.N1	08-JUN-2009 09:36:14	Bright	30.000	133	40Zet Her	2.8070	6000.0	60	38023	No
76	GOM_NL__2PRFIN20090608_094325_000000312079_00394_38023_1583.N1	08-JUN-2009 09:43:25	Bright	31.000	130	23Bet Dra	2.7990	5800.0	62	38023	No
77	GOM_NL__2PRFIN20090608_095412_000000312079_00394_38023_1584.N1	08-JUN-2009 09:54:12	Twilight	31.000	89	5Alp Cep	2.4510	8000.0	62	38023	No
78	GOM_NL__2PRFIN20090608_095959_000000252079_00394_38023_1585.N1	08-JUN-2009 09:59:59	Twilight	25.000	74	11Bet Cas	2.2680	6600.0	50	38023	No
79	GOM_NL__2PRFIN20090608_100813_000000242079_00394_38023_1586.N1	08-JUN-2009 10:08:13	Twilight	23.500	53	43Bet And	2.0480	3300.0	47	38023	No
80	GOM_NL__2PRFIN20090608_101109_000000312079_00394_38023_1587.N1	08-JUN-2009 10:11:09	Straylight	30.500	58	21Alp And	2.0730	11000.	61	38023	No
81	GOM_NL__2PRFIN20090608_101646_000000332079_00394_38023_1588.N1	08-JUN-2009 10:16:46	Dark	33.000	140	88Gam Peg	2.8340	26000.	66	38023	No
82	GOM_NL__2PRFIN20090608_103549_000000432079_00395_38024_1590.N1	08-JUN-2009 10:35:49	Dark	42.500	18	24Alp PsA	1.1660	9700.0	85	38024	No
83	GOM_NL__2PRFIN20090608_103820_000000322079_00395_38024_1591.N1	08-JUN-2009 10:38:20	Dark	31.500	63	Bet Gru	2.1500	2800.0	63	38024	No
84	GOM_NL__2PRFIN20090608_104017_000000352079_00395_38024_1592.N1	08-JUN-2009 10:40:17	Dark	34.500	31	Alp Gru	1.7340	15200.	69	38024	No
85	GOM_NL__2PRFIN20090608_105446_000000322079_00395_38024_1593.N1	08-JUN-2009 10:54:46	Twilight	31.500	38	20Eps Sgr	1.8360	11000.	63	38024	No
86	GOM_NL__2PRFIN20090608_105646_000000372079_00395_38024_1594.N1	08-JUN-2009 10:56:46	Twilight	37.000	57	34Sig Sgr	2.0660	26000.	74	38024	No
87	GOM_NL__2PRFIN20090608_110926_000000362079_00395_38024_1595.N1	08-JUN-2009 11:09:26	Bright	35.500	126	60Bet Oph	2.7700	4250.0	71	38024	No
88	GOM_NL__2PRFIN20090608_111206_000000362079_00395_38024_1596.N1	08-JUN-2009 11:12:06	Bright	35.500	59	55Alp Oph	2.0800	8900.0	71	38024	No
89	GOM_NL__2PRFIN20090608_112400_000000312079_00395_38024_1597.N1	08-JUN-2009 11:24:00	Bright	31.000	130	23Bet Dra	2.7990	5800.0	62	38024	No
90	GOM_NL__2PRFIN20090608_114035_000000262079_00395_38024_1598.N1	08-JUN-2009 11:40:35	Twilight	25.500	74	11Bet Cas	2.2680	6600.0	51	38024	No
91	GOM_NL__2PRFIN20090608_114849_000000242079_00395_38024_1599.N1	08-JUN-2009 11:48:49	Twilight	23.500	53	43Bet And	2.0480	3300.0	47	38024	No
92	GOM_NL__2PRFIN20090608_115145_000000312079_00395_38024_1600.N1	08-JUN-2009 11:51:45	Straylight	30.500	58	21Alp And	2.0730	11000.	61	38024	No
93	GOM_NL__2PRFIN20090608_115722_000000332079_00395_38024_1601.N1	08-JUN-2009 11:57:22	Dark	33.000	140	88Gam Peg	2.8340	26000.	66	38024	No
94	GOM_NL__2PRFIN20090608_121627_000000432079_00396_38025_1604.N1	08-JUN-2009 12:16:27	Dark	42.500	18	24Alp PsA	1.1660	9700.0	85	38025	No
95	GOM_NL__2PRFIN20090608_121855_000000332079_00396_38025_1605.N1	08-JUN-2009 12:18:55	Dark	33.000	63	Bet Gru	2.1500	2800.0	66	38025	No
96	GOM_NL__2PRFIN20090608_122054_000000342079_00396_38025_1606.N1	08-JUN-2009 12:20:54	Dark	34.000	31	Alp Gru	1.7340	15200.	68	38025	No
97	GOM_NL__2PRFIN20090608_123523_000000312079_00396_38025_1607.N1	08-JUN-2009 12:35:23	Twilight	31.000	38	20Eps Sgr	1.8360	11000.	62	38025	No
98	GOM_NL__2PRFIN20090608_123722_000000382079_00396_38025_1608.N1	08-JUN-2009 12:37:22	Twilight	37.500	57	34Sig Sgr	2.0660	26000.	75	38025	No
99	GOM_NL__2PRFIN20090608_125001_000000362079_00396_38025_1609.N1	08-JUN-2009 12:50:01	Bright	36.000	126	60Bet Oph	2.7700	4250.0	72	38025	No
100	GOM_NL__2PRFIN20090608_125242_000000352079_00396_38025_1610.N1	08-JUN-2009 12:52:42	Bright	35.000	59	55Alp Oph	2.0800	8900.0	70	38025	No
101	GOM_NL__2PRFIN20090608_130436_000000312079_00396_38025_1611.N1	08-JUN-2009 13:04:36	Bright	31.000	130	23Bet Dra	2.7990	5800.0	62	38025	No

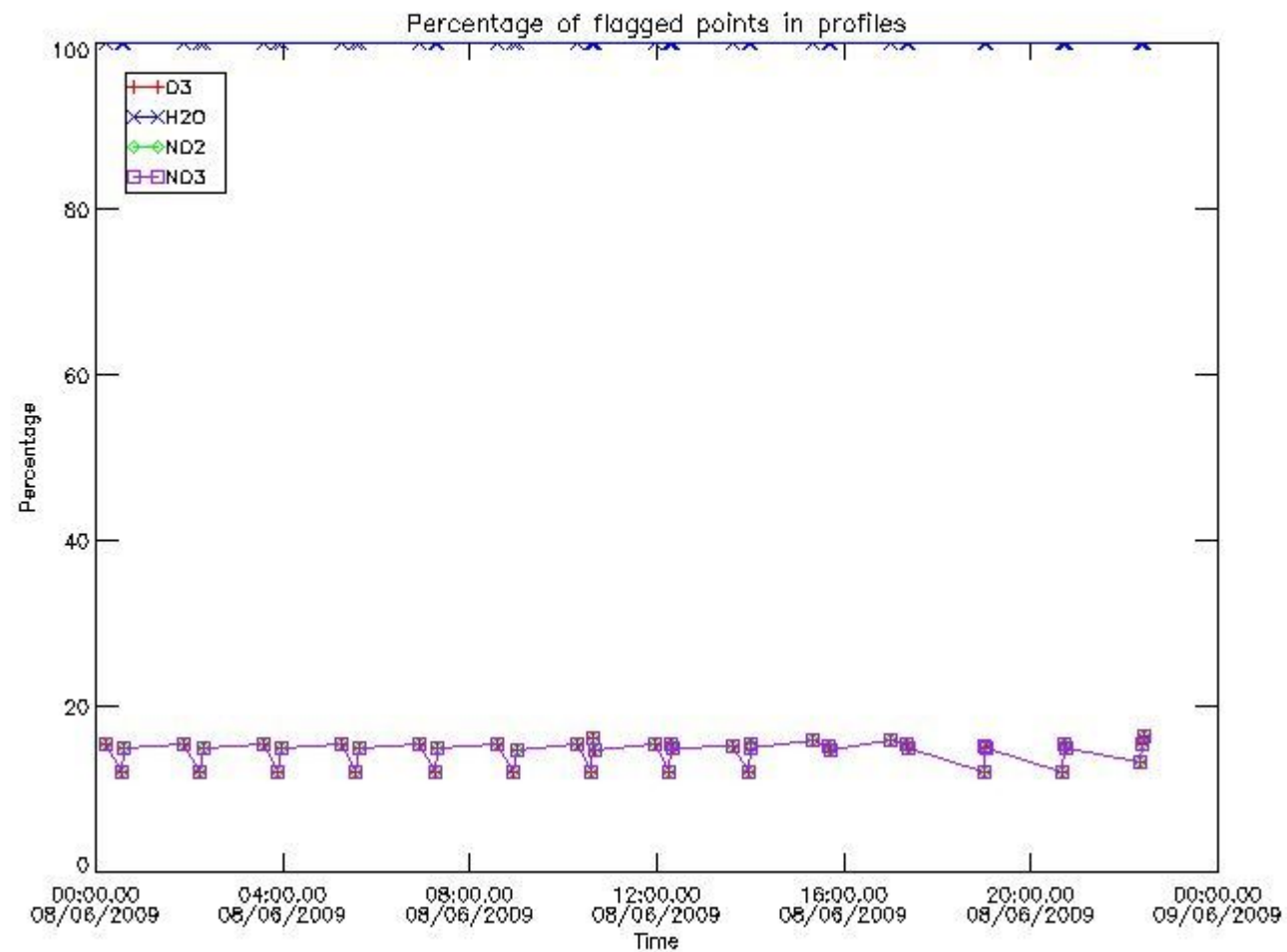
102	GOM_NL__2PRFIN20090608_132111_000000252079_00396_38025_1612.N1	08-JUN-2009 13:21:11	Twilight	25.000	74	11Bet Cas	2.2680	6600.0	50	38025	No
103	GOM_NL__2PRFIN20090608_132925_000000242079_00396_38025_1613.N1	08-JUN-2009 13:29:25	Twilight	23.500	53	43Bet And	2.0480	3300.0	47	38025	No
104	GOM_NL__2PRFIN20090608_133221_000000312079_00396_38025_1614.N1	08-JUN-2009 13:32:21	Straylight	30.500	58	21Alp And	2.0730	11000.	61	38025	No
105	GOM_NL__2PRFIN20090608_133759_000000342079_00396_38025_1615.N1	08-JUN-2009 13:37:59	Dark	33.500	140	88Gam Peg	2.8340	26000.	67	38025	No
106	GOM_NL__2PRFIN20090608_135704_000000422079_00397_38026_1612.N1	08-JUN-2009 13:57:04	Dark	42.000	18	24Alp PsA	1.1660	9700.0	84	38026	No
107	GOM_NL__2PRFIN20090608_135931_000000332079_00397_38026_1613.N1	08-JUN-2009 13:59:31	Dark	33.000	63	Bet Gru	2.1500	2800.0	66	38026	No
108	GOM_NL__2PRFIN20090608_140131_000000342079_00397_38026_1614.N1	08-JUN-2009 14:01:31	Dark	34.000	31	Alp Gru	1.7340	15200.	68	38026	No
109	GOM_NL__2PRFIN20090608_141559_000000312079_00397_38026_1615.N1	08-JUN-2009 14:15:59	Twilight	31.000	38	20Eps Sgr	1.8360	11000.	62	38026	No
110	GOM_NL__2PRFIN20090608_141758_000000372079_00397_38026_1616.N1	08-JUN-2009 14:17:58	Twilight	37.000	57	34Sig Sgr	2.0660	26000.	74	38026	No
111	GOM_NL__2PRFIN20090608_143037_000000362079_00397_38026_1617.N1	08-JUN-2009 14:30:37	Bright	35.500	126	60Bet Oph	2.7700	4250.0	71	38026	No
112	GOM_NL__2PRFIN20090608_143317_000000362079_00397_38026_1618.N1	08-JUN-2009 14:33:17	Bright	35.500	59	55Alp Oph	2.0800	8900.0	71	38026	No
113	GOM_NL__2PRFIN20090608_144511_000000312079_00397_38026_1619.N1	08-JUN-2009 14:45:11	Bright	30.500	130	23Bet Dra	2.7990	5800.0	61	38026	No
114	GOM_NL__2PRFIN20090608_145558_000000312079_00397_38026_1620.N1	08-JUN-2009 14:55:58	Twilight	31.000	89	5Alp Cep	2.4510	8000.0	62	38026	No
115	GOM_NL__2PRFIN20090608_150146_000000262079_00397_38026_1621.N1	08-JUN-2009 15:01:46	Twilight	25.500	74	11Bet Cas	2.2680	6600.0	51	38026	No
116	GOM_NL__2PRFIN20090608_151001_000000242079_00397_38026_1622.N1	08-JUN-2009 15:10:01	Twilight	23.500	53	43Bet And	2.0480	3300.0	47	38026	No
117	GOM_NL__2PRFIN20090608_151257_000000312079_00397_38026_1623.N1	08-JUN-2009 15:12:57	Straylight	30.500	58	21Alp And	2.0730	11000.	61	38026	No
118	GOM_NL__2PRFIN20090608_151836_000000322079_00397_38026_1624.N1	08-JUN-2009 15:18:36	Dark	32.000	140	88Gam Peg	2.8340	26000.	64	38026	No
119	GOM_NL__2PRFIN20090608_154008_000000342079_00398_38027_1632.N1	08-JUN-2009 15:40:08	Dark	33.500	63	Bet Gru	2.1500	2800.0	67	38027	No
120	GOM_NL__2PRFIN20090608_154208_000000352079_00398_38027_1633.N1	08-JUN-2009 15:42:08	Dark	34.500	31	Alp Gru	1.7340	15200.	69	38027	No
121	GOM_NL__2PRFIN20090608_155636_000000312079_00398_38027_1634.N1	08-JUN-2009 15:56:36	Twilight	31.000	38	20Eps Sgr	1.8360	11000.	62	38027	No
122	GOM_NL__2PRFIN20090608_155835_000000382079_00398_38027_1635.N1	08-JUN-2009 15:58:35	Twilight	37.500	57	34Sig Sgr	2.0660	26000.	75	38027	No
123	GOM_NL__2PRFIN20090608_161113_000000362079_00398_38027_1636.N1	08-JUN-2009 16:11:13	Bright	36.000	126	60Bet Oph	2.7700	4250.0	72	38027	No
124	GOM_NL__2PRFIN20090608_161353_000000352079_00398_38027_1637.N1	08-JUN-2009 16:13:53	Bright	35.000	59	55Alp Oph	2.0800	8900.0	70	38027	No
125	GOM_NL__2PRFIN20090608_162547_000000312079_00398_38027_1638.N1	08-JUN-2009 16:25:47	Bright	30.500	130	23Bet Dra	2.7990	5800.0	61	38027	No
126	GOM_NL__2PRFIN20090608_163634_000000312079_00398_38027_1639.N1	08-JUN-2009 16:36:34	Twilight	30.500	89	5Alp Cep	2.4510	8000.0	61	38027	No
127	GOM_NL__2PRFIN20090608_164222_000000262079_00398_38027_1640.N1	08-JUN-2009 16:42:22	Twilight	25.500	74	11Bet Cas	2.2680	6600.0	51	38027	No
128	GOM_NL__2PRFIN20090608_165037_000000242079_00398_38027_1641.N1	08-JUN-2009 16:50:37	Twilight	23.500	53	43Bet And	2.0480	3300.0	47	38027	No
129	GOM_NL__2PRFIN20090608_165334_000000312079_00398_38027_1642.N1	08-JUN-2009 16:53:34	Straylight	30.500	58	21Alp And	2.0730	11000.	61	38027	No
130	GOM_NL__2PRFIN20090608_165912_000000322079_00398_38027_1643.N1	08-JUN-2009 16:59:12	Dark	32.000	140	88Gam Peg	2.8340	26000.	64	38027	No
131	GOM_NL__2PRFIN20090608_172045_000000332079_00399_38028_1650.N1	08-JUN-2009 17:20:45	Dark	33.000	63	Bet Gru	2.1500	2800.0	66	38028	No
132	GOM_NL__2PRFIN20090608_172245_000000342079_00399_38028_1651.N1	08-JUN-2009 17:22:45	Dark	33.500	31	Alp Gru	1.7340	15200.	67	38028	No
133	GOM_NL__2PRFIN20090608_173712_000000312079_00399_38028_1652.N1	08-JUN-2009 17:37:12	Twilight	31.000	38	20Eps Sgr	1.8360	11000.	62	38028	No
134	GOM_NL__2PRFIN20090608_173911_000000382079_00399_38028_1653.N1	08-JUN-2009 17:39:11	Twilight	38.000	57	34Sig Sgr	2.0660	26000.	76	38028	No
135	GOM_NL__2PRFIN20090608_175148_000000362079_00399_38028_1654.N1	08-JUN-2009 17:51:48	Bright	35.500	126	60Bet Oph	2.7700	4250.0	71	38028	No
136	GOM_NL__2PRFIN20090608_175429_000000352079_00399_38028_1655.N1	08-JUN-2009 17:54:29	Bright	35.000	59	55Alp Oph	2.0800	8900.0	70	38028	No
137	GOM_NL__2PRFIN20090608_180622_000000312079_00399_38028_1656.N1	08-JUN-2009 18:06:22	Bright	30.500	130	23Bet Dra	2.7990	5800.0	61	38028	No
138	GOM_NL__2PRFIN20090608_181709_000000312079_00399_38028_1657.N1	08-JUN-2009 18:17:09	Twilight	31.000	89	5Alp Cep	2.4510	8000.0	62	38028	No
139	GOM_NL__2PRFIN20090608_182257_000000262079_00399_38028_1658.N1	08-JUN-2009 18:22:57	Twilight	25.500	74	11Bet Cas	2.2680	6600.0	51	38028	No
140	GOM_NL__2PRFIN20090608_183113_000000242079_00399_38028_1659.N1	08-JUN-2009 18:31:13	Twilight	24.000	53	43Bet And	2.0480	3300.0	48	38028	No
141	GOM_NL__2PRFIN20090608_183410_000000312079_00399_38028_1660.N1	08-JUN-2009 18:34:10	Straylight	30.500	58	21Alp And	2.0730	11000.	61	38028	No
142	GOM_NL__2PRFIN20090608_185857_000000422079_00400_38029_1669.N1	08-JUN-2009 18:58:57	Dark	42.000	18	24Alp PsA	1.1660	9700.0	84	38029	No
143	GOM_NL__2PRFIN20090608_190122_000000342079_00400_38029_1670.N1	08-JUN-2009 19:01:22	Dark	33.500	63	Bet Gru	2.1500	2800.0	67	38029	No
144	GOM_NL__2PRFIN20090608_190322_000000342079_00400_38029_1671.N1	08-JUN-2009 19:03:22	Dark	33.500	31	Alp Gru	1.7340	15200.	67	38029	No
145	GOM_NL__2PRFIN20090608_191749_000000312079_00400_38029_1672.N1	08-JUN-2009 19:17:49	Twilight	31.000	38	20Eps Sgr	1.8360	11000.	62	38029	No
146	GOM_NL__2PRFIN20090608_191948_000000382079_00400_38029_1673.N1	08-JUN-2009 19:19:48	Twilight	37.500	57	34Sig Sgr	2.0660	26000.	75	38029	No
147	GOM_NL__2PRFIN20090608_193224_000000362079_00400_38029_1674.N1	08-JUN-2009 19:32:24	Bright	36.000	126	60Bet Oph	2.7700	4250.0	72	38029	No
148	GOM_NL__2PRFIN20090608_193504_000000352079_00400_38029_1675.N1	08-JUN-2009 19:35:04	Bright	35.000	59	55Alp Oph	2.0800	8900.0	70	38029	No
149	GOM_NL__2PRFIN20090608_194658_000000312079_00400_38029_1676.N1	08-JUN-2009 19:46:58	Bright	30.500	130	23Bet Dra	2.7990	5800.0	61	38029	No
150	GOM_NL__2PRFIN20090608_195744_000000312079_00400_38029_1677.N1	08-JUN-2009 19:57:44	Twilight	31.000	89	5Alp Cep	2.4510	8000.0	62	38029	No
151	GOM_NL__2PRFIN20090608_200333_000000252079_00400_38029_1678.N1	08-JUN-2009 20:03:33	Twilight	25.000	74	11Bet Cas	2.2680	6600.0	50	38029	No
152	GOM_NL__2PRFIN20090608_201149_000000242079_00400_38029_1679.N1	08-JUN-2009 20:11:49	Twilight	23.500	53	43Bet And	2.0480	3300.0	47	38029	No
153	GOM_NL__2PRFIN20090608_201446_000000312079_00400_38029_1680.N1	08-JUN-2009 20:14:46	Straylight	30.500	58	21Alp And	2.0730	11000.	61	38029	No
154	GOM_NL__2PRFIN20090608_203934_000000432079_00401_38030_1706.N1	08-JUN-2009 20:39:34	Dark	42.500	18	24Alp PsA	1.1660	9700.0	85	38030	No
155	GOM_NL__2PRFIN20090608_204159_000000332079_00401_38030_1707.N1	08-JUN-2009 20:41:59	Dark	33.000	63	Bet Gru	2.1500	2800.0	66	38030	No
156	GOM_NL__2PRFIN20090608_204359_000000342079_00401_38030_1708.N1	08-JUN-2009 20:43:59	Dark	33.500	31	Alp Gru	1.7340	15200.	67	38030	No
157	GOM_NL__2PRFIN20090608_205825_000000322079_00401_38030_1709.N1	08-JUN-2009 20:58:25	Twilight	31.500	38	20Eps Sgr	1.8360	11000.	63	38030	No
158	GOM_NL__2PRFIN20090608_210024_000000382079_00401_38030_1710.N1	08-JUN-2009 21:00:24	Twilight	37.500	57	34Sig Sgr	2.0660	26000.	75	38030	No
159	GOM_NL__2PRFIN20090608_211259_000000362079_00401_38030_1711.N1	08-JUN-2009 21:12:59	Bright	36.000	126	60Bet Oph	2.7700	4250.0	72	38030	No
160	GOM_NL__2PRFIN20090608_211539_000000352079_00401_38030_1712.N1	08-JUN-2009 21:15:39	Bright	35.000	59	55Alp Oph	2.0800	8900.0	70	38030	No

161	GOM_NL__2PRFIN20090608_212734_000000302079_00401_38030_1713.N1	08-JUN-2009 21:27:34	Bright	30.000	130	23Bet Dra	2.7990	5800.0	60	38030	No
162	GOM_NL__2PRFIN20090608_213819_000000312079_00401_38030_1714.N1	08-JUN-2009 21:38:19	Twilight	31.000	89	5Alp Cep	2.4510	8000.0	62	38030	No
163	GOM_NL__2PRFIN20090608_214409_000000262079_00401_38030_1715.N1	08-JUN-2009 21:44:09	Twilight	25.500	74	11Bet Cas	2.2680	6600.0	51	38030	No
164	GOM_NL__2PRFIN20090608_215225_000000242079_00401_38030_1716.N1	08-JUN-2009 21:52:25	Twilight	24.000	53	43Bet And	2.0480	3300.0	48	38030	No
165	GOM_NL__2PRFIN20090608_215522_000000302079_00401_38030_1717.N1	08-JUN-2009 21:55:22	Straylight	29.500	58	21Alp And	2.0730	11000.	59	38030	No
166	GOM_NL__2PRFIN20090608_222011_000000432079_00402_38031_1721.N1	08-JUN-2009 22:20:11	Dark	42.500	18	24Alp PsA	1.1660	9700.0	85	38031	No
167	GOM_NL__2PRFIN20090608_222236_000000332079_00402_38031_1722.N1	08-JUN-2009 22:22:36	Dark	33.000	63	Bet Gru	2.1500	2800.0	66	38031	No
168	GOM_NL__2PRFIN20090608_222436_000000342079_00402_38031_1723.N1	08-JUN-2009 22:24:36	Dark	34.000	31	Alp Gru	1.7340	15200.	68	38031	No
169	GOM_NL__2PRFIN20090608_223901_000000322079_00402_38031_1724.N1	08-JUN-2009 22:39:01	Twilight	31.500	38	20Eps Sgr	1.8360	11000.	63	38031	No
170	GOM_NL__2PRFIN20090608_224100_000000382079_00402_38031_1725.N1	08-JUN-2009 22:41:00	Twilight	37.500	57	34Sig Sgr	2.0660	26000.	75	38031	No
171	GOM_NL__2PRFIN20090608_225335_000000352079_00402_38031_1726.N1	08-JUN-2009 22:53:35	Bright	35.000	126	60Bet Oph	2.7700	4250.0	70	38031	No
172	GOM_NL__2PRFIN20090608_225614_000000352079_00402_38031_1727.N1	08-JUN-2009 22:56:14	Bright	35.000	59	55Alp Oph	2.0800	8900.0	70	38031	No
173	GOM_NL__2PRFIN20090608_230808_000000312079_00402_38031_1728.N1	08-JUN-2009 23:08:08	Bright	30.500	130	23Bet Dra	2.7990	5800.0	61	38031	No
174	GOM_NL__2PRFIN20090608_231855_000000312079_00402_38031_1729.N1	08-JUN-2009 23:18:55	Twilight	31.000	89	5Alp Cep	2.4510	8000.0	62	38031	No
175	GOM_NL__2PRFIN20090608_232445_000000262079_00402_38031_1730.N1	08-JUN-2009 23:24:45	Twilight	25.500	74	11Bet Cas	2.2680	6600.0	51	38031	No
176	GOM_NL__2PRFIN20090608_233301_000000242079_00402_38031_1731.N1	08-JUN-2009 23:33:01	Twilight	23.500	53	43Bet And	2.0480	3300.0	47	38031	No
177	GOM_NL__2PRFIN20090608_233558_000000302079_00402_38031_1732.N1	08-JUN-2009 23:35:58	Straylight	29.500	58	21Alp And	2.0730	11000.	59	38031	No

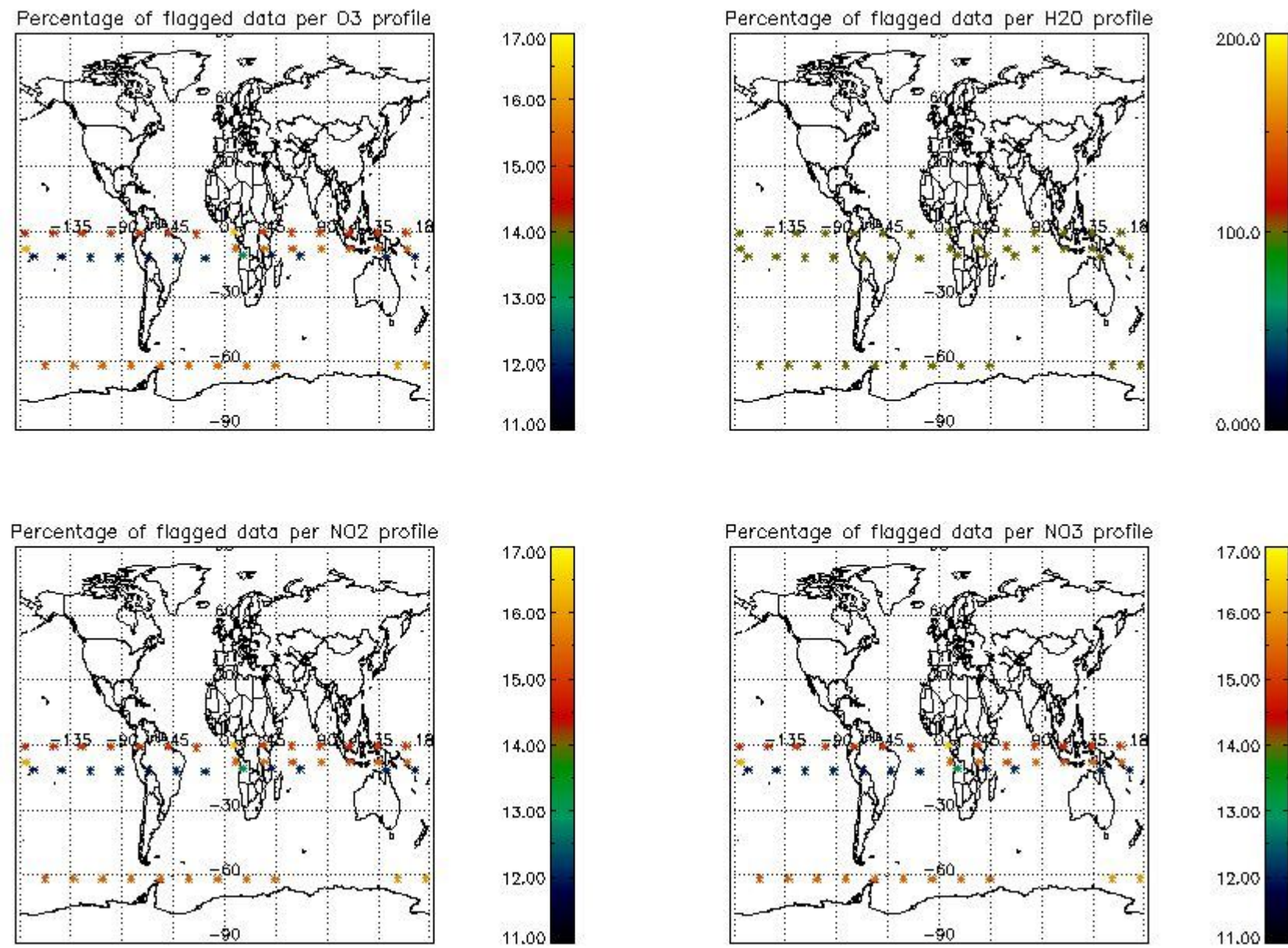
3. Quality information per product

In this section it is plotted some information contained in the Quality Summary data set of the level 2 products. Only products in dark limb conditions and without errors (error flag in the MPH set to "0") are used.

3.1 Plot quality information per product (time dependant)



3.2 Plot quality information per product (world map)

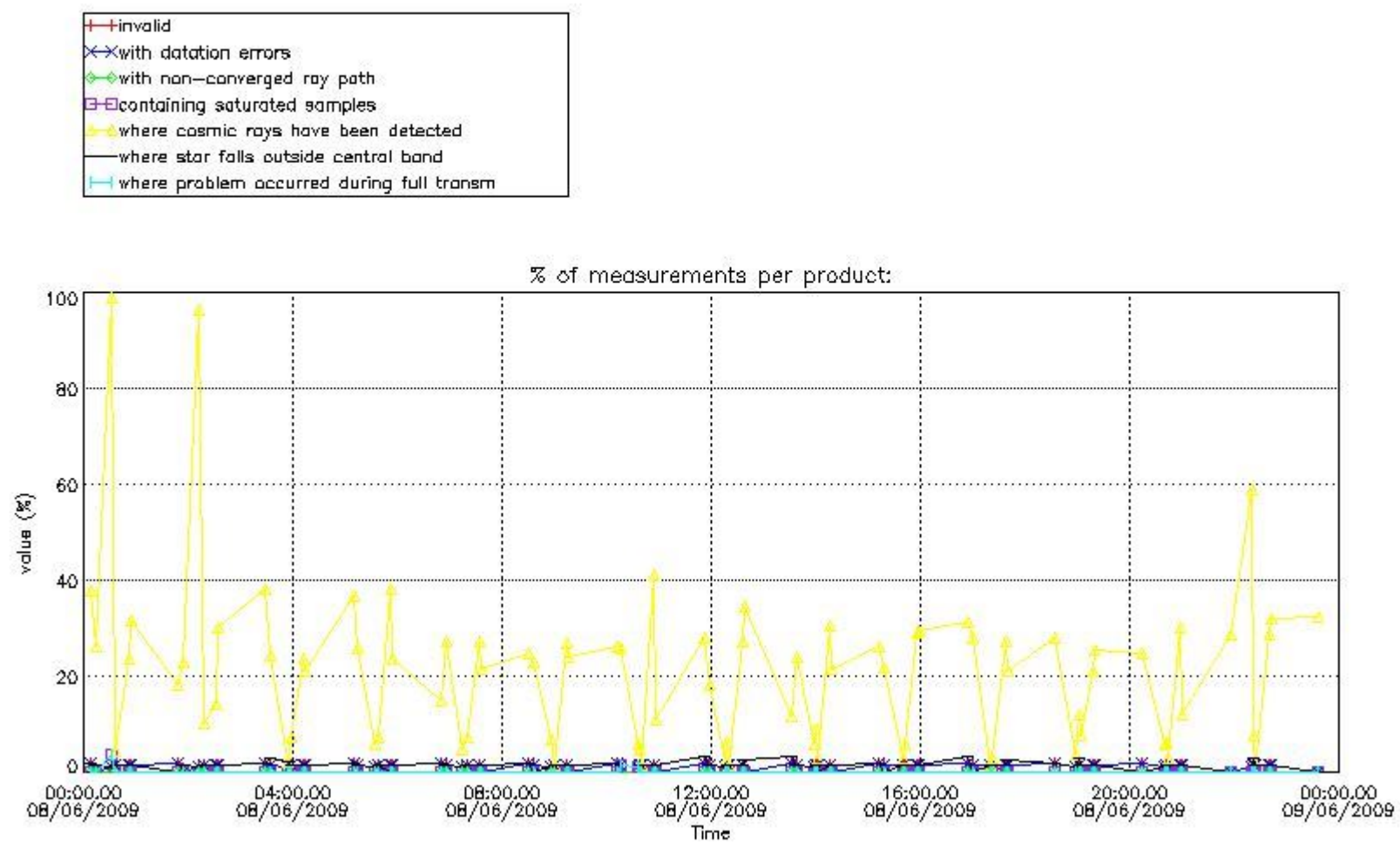


4. Level 1 quality information per product

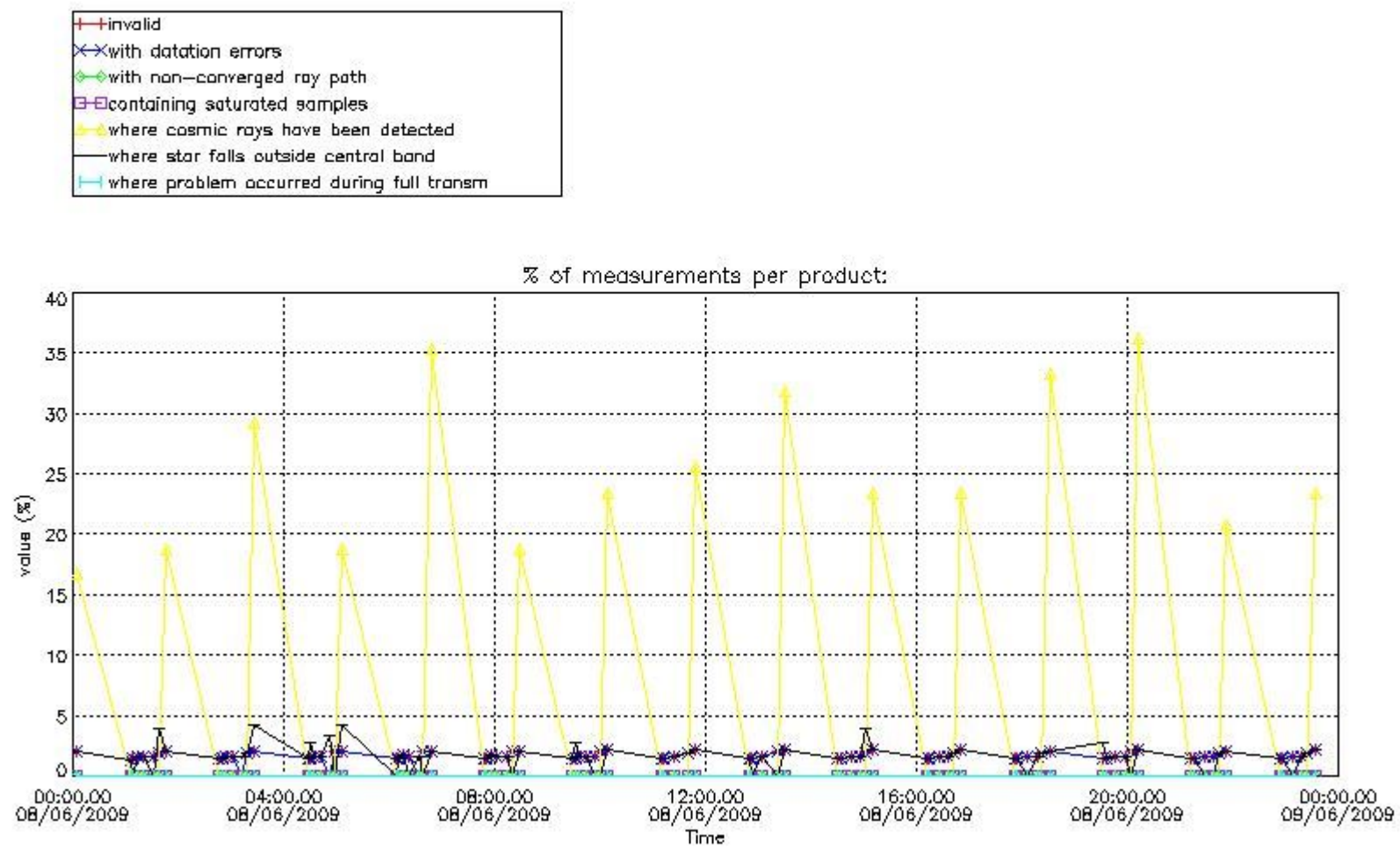
In this section it is plotted some information contained in the Quality Summary data set of the level 2 products that comes from the level 1b processing. Products without errors (error flag in the MPH set to "0") are used.

4.1 Plot quality information per product (time dependant) coming from level 1b processing

4.1.1 Plot level 1 quality information per product (time dependant): ENVISAT ASCENDING passes

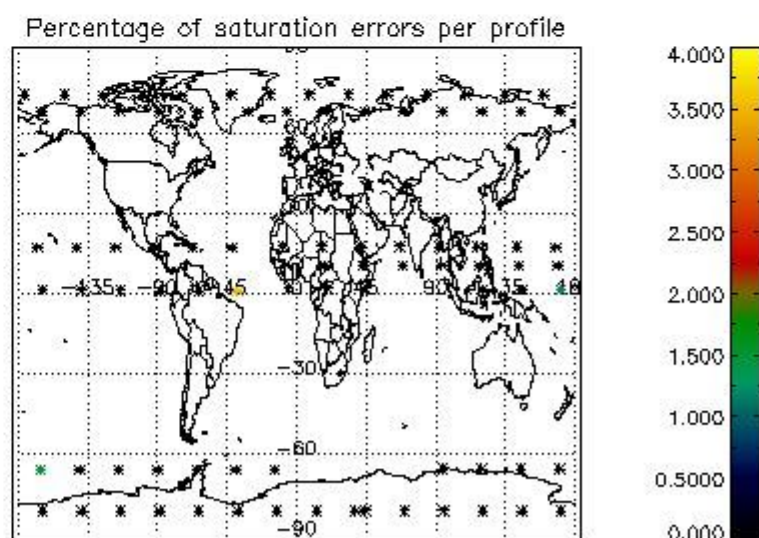
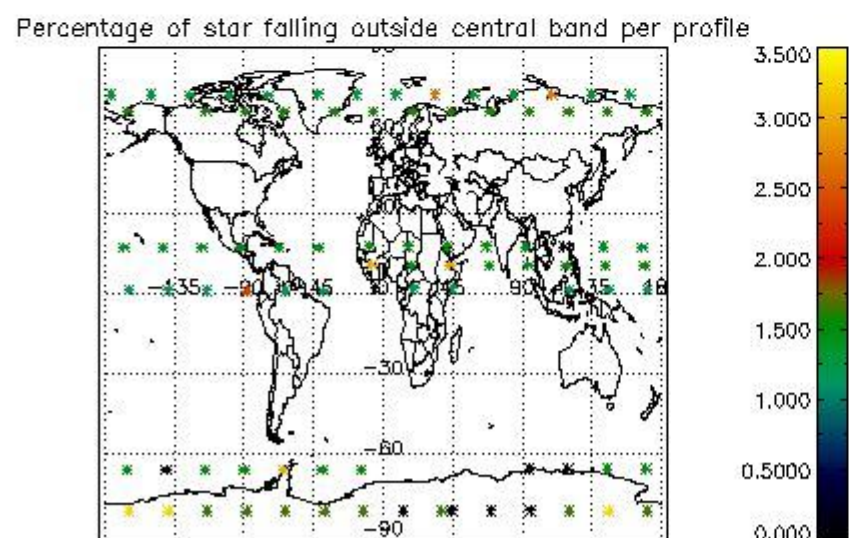
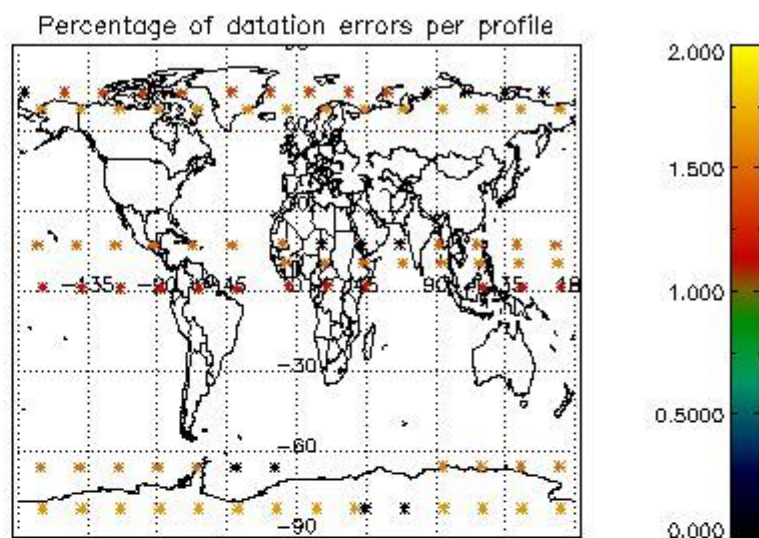
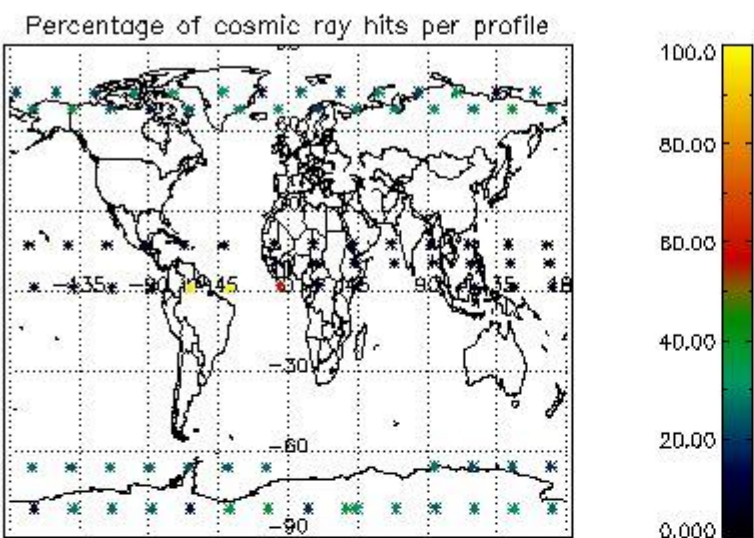


4.1.2 Plot level 1 quality information per product (time dependant): ENVI SAT DESCENDING passes

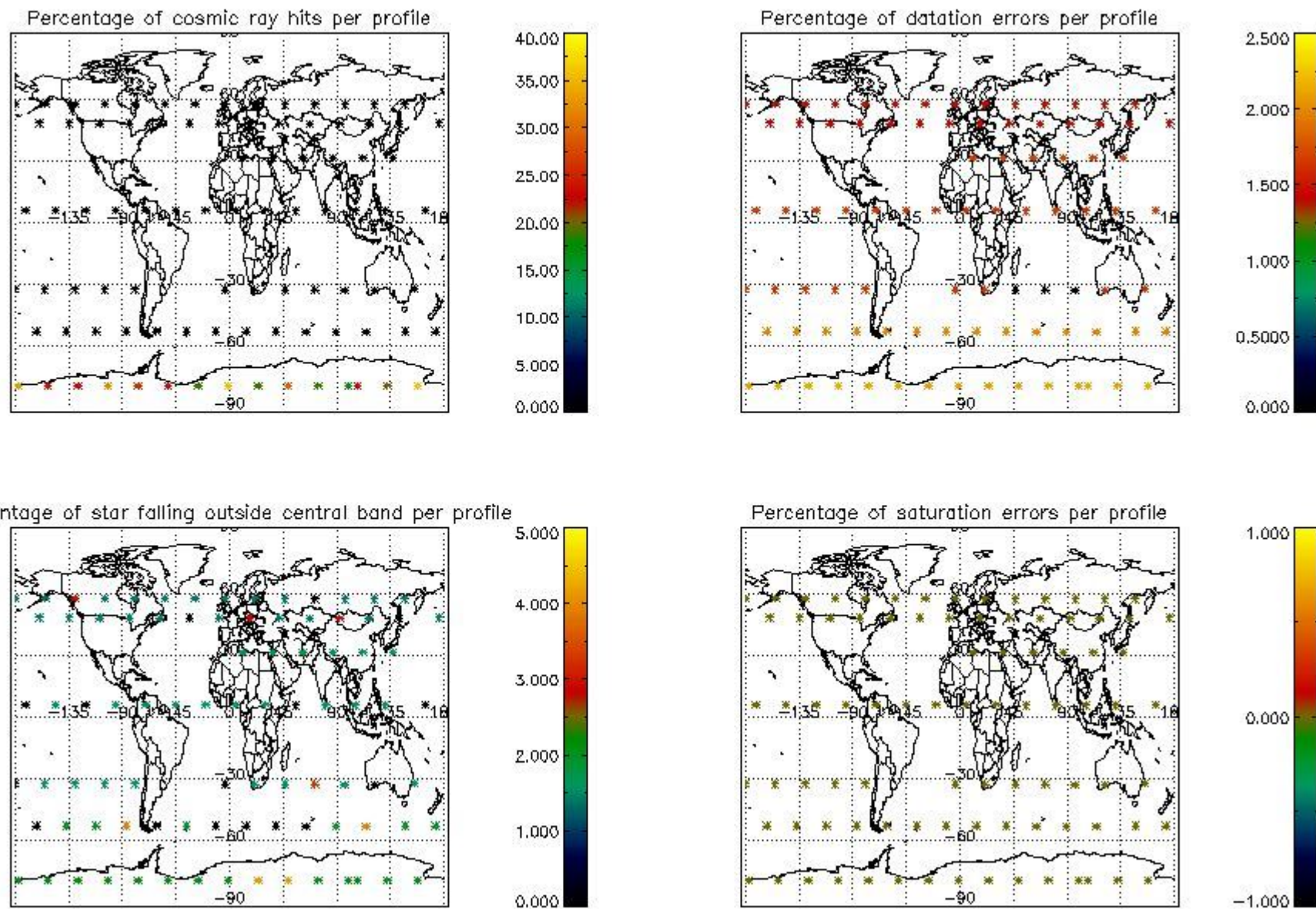


4.2 Plot quality information per product coming from level 1b processing (world map)

4.2.1 Plot level 1 quality information per product (world map): ENVISAT ASCENDING passes



4.2.2 Plot level 1 quality information per product (world map): ENVISAT DESCENDING passes



5. Trace gas profiles

5.1 Ozone statistics based on quality of products

The final quality of the products can be "measured" using the STD (Standard Deviation) attached to every point profile. This information is written to the parameter GOM_NL__2P/NL_LOCAL_SPECIES_DENSITY/o3_std of the level 2 products. The table below shows the statistics for given STD ranges.

The statistics are given with respect to the overall valid production:

- Products without fatal errors: GOM_NL__2P/MPH/PRODUCT_ERR=0
- Valid point profile: GOM_NL__2P/NL_LOCAL_SPECIES_DENSITY/pcd(0)=0

The 'Criteria' is applied to valid points of dark limb products:

- Products in dark limb illumination condition: GOM_NL__2P/NL_SUMMARY_QUALITY/obs_ill_cond=0
- Products without fatal errors: GOM_NL__2P/MPH/PRODUCT_ERR=0
- Valid point profile: GOM_NL__2P/NL_LOCAL_SPECIES_DENSITY/pcd(0)=0

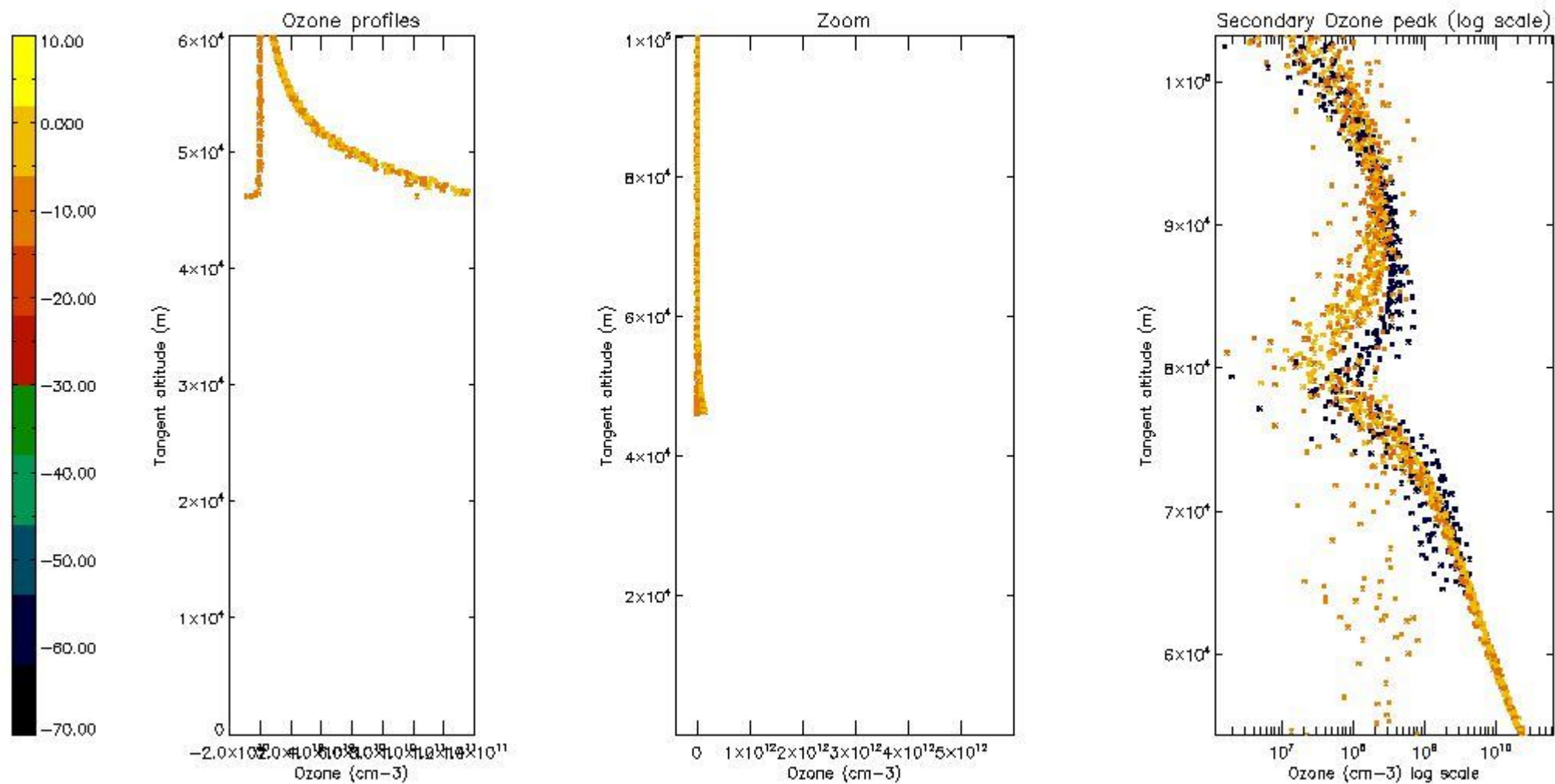
So, the table below shows the percentage of dark limb and valid observations for each criteria with respect to the overall valid daily observations.

Criteria	% of total production
All STD	29
STD < 20	11

STD < 10	8
STD < 5	7

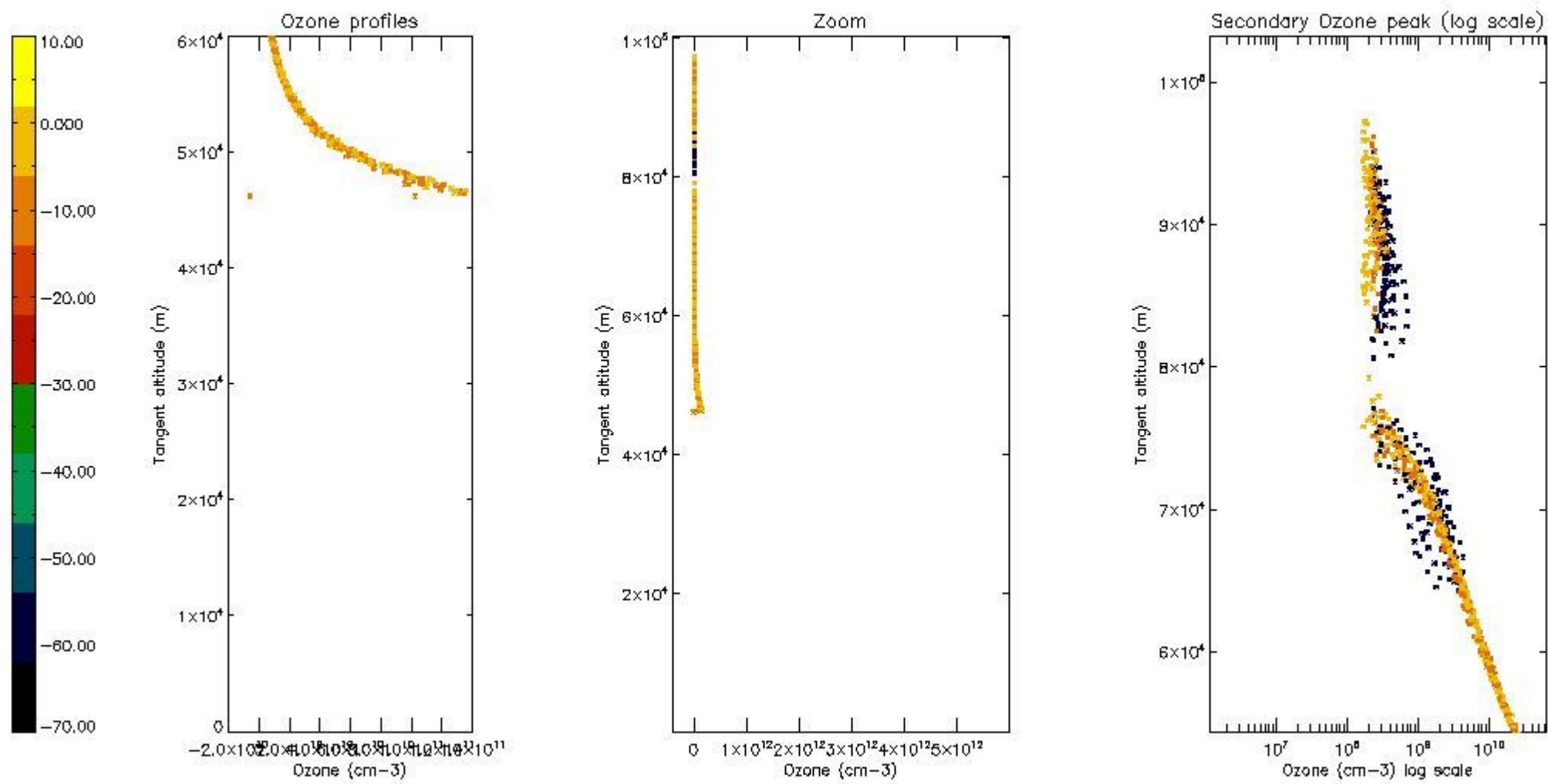
5.2 Plot ozone profiles for all STD (dark without errors)

The colorbar represents the latitude.



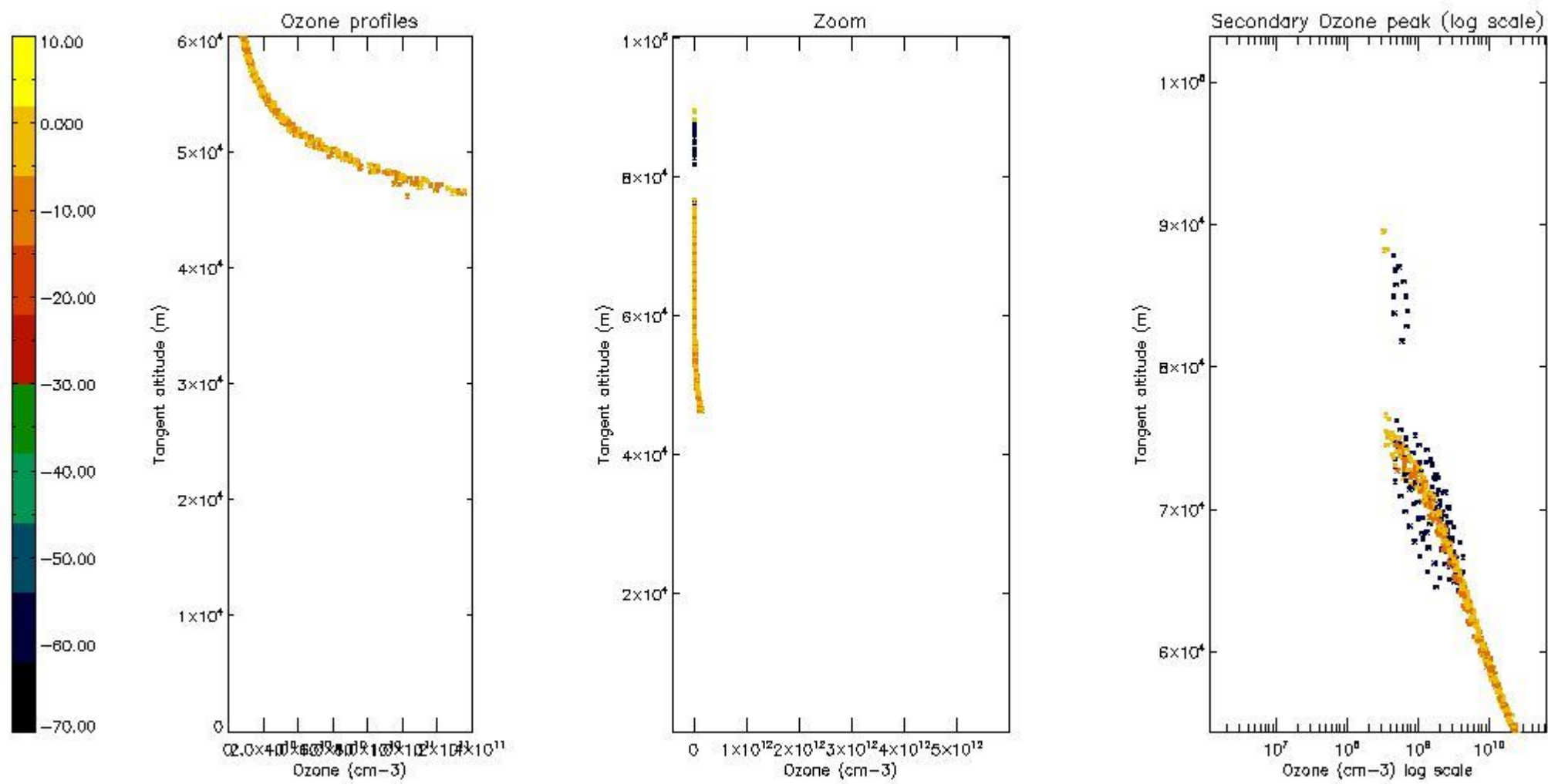
5.3 Plot ozone profiles where STD < 20% (dark without errors)

The colorbar represents the latitude.



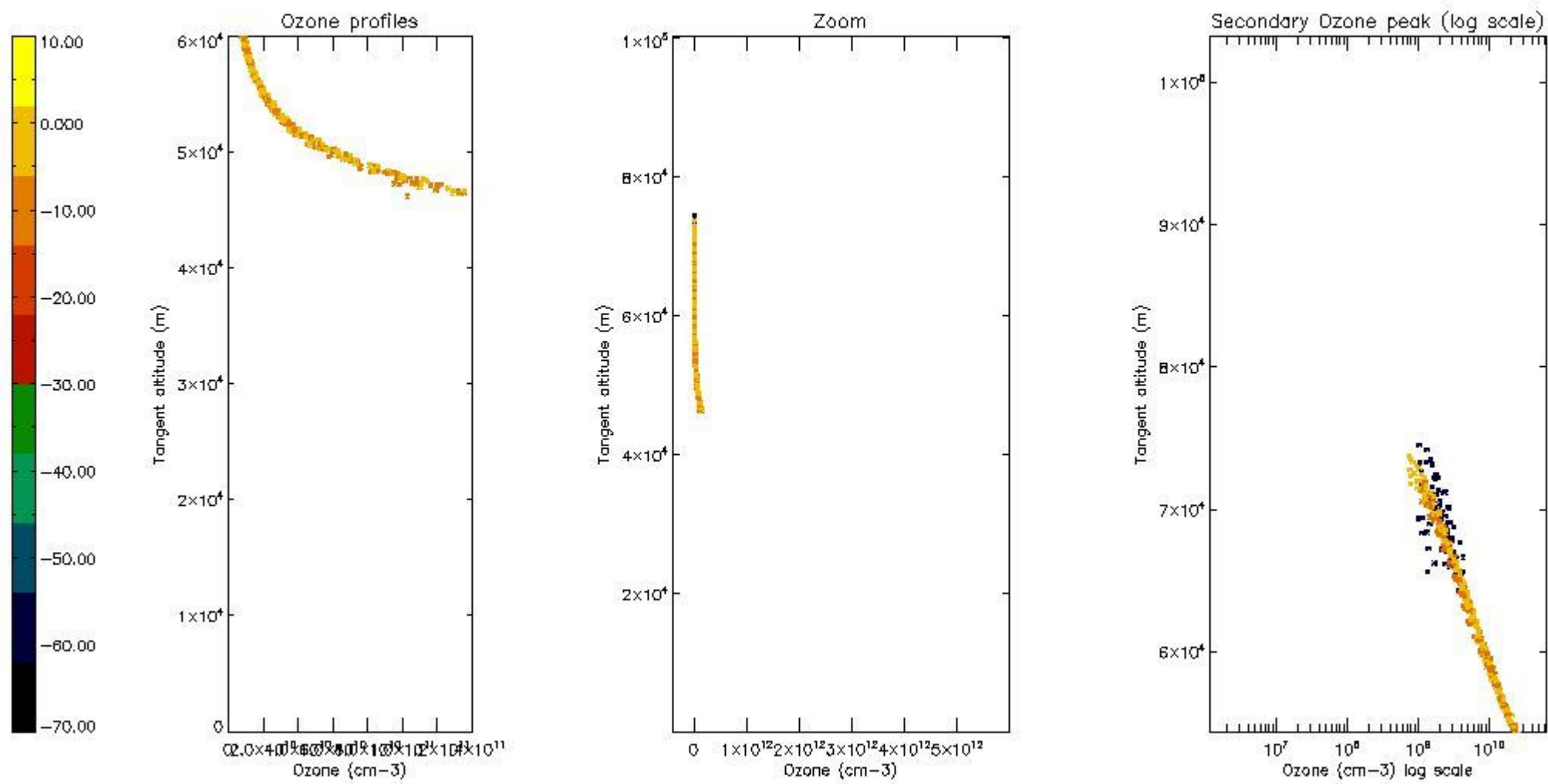
5.4 Plot ozone profiles where STD < 10% (dark without errors)

The colorbar represents the latitude.



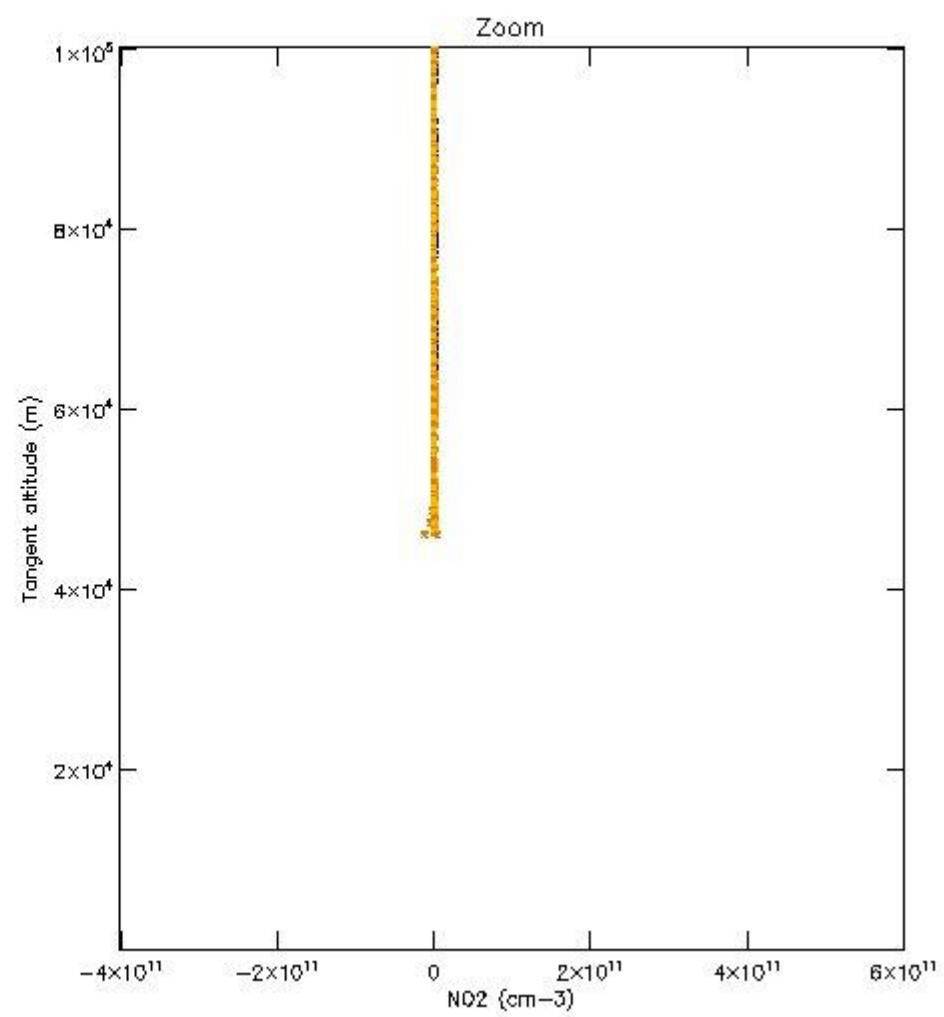
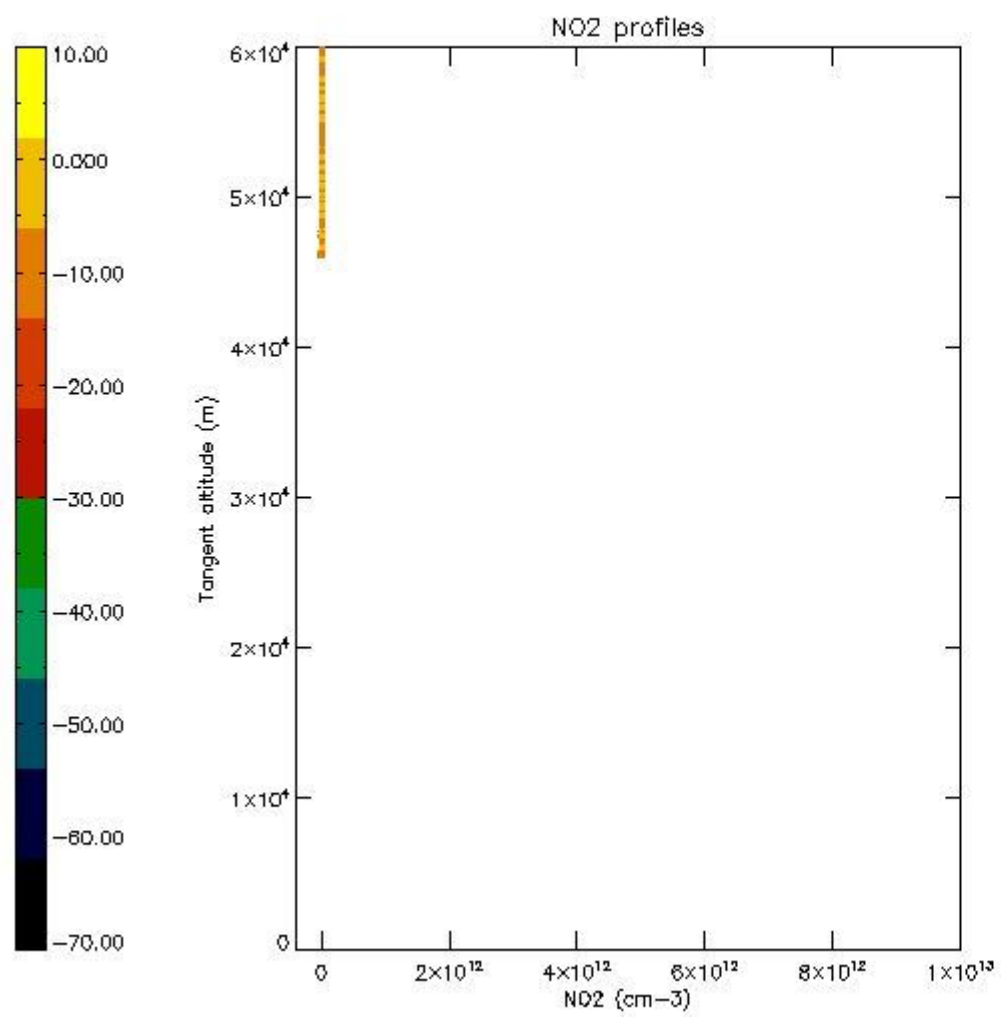
5.5 Plot ozone profiles where STD < 5% (dark without errors)

The colorbar represents the latitude.



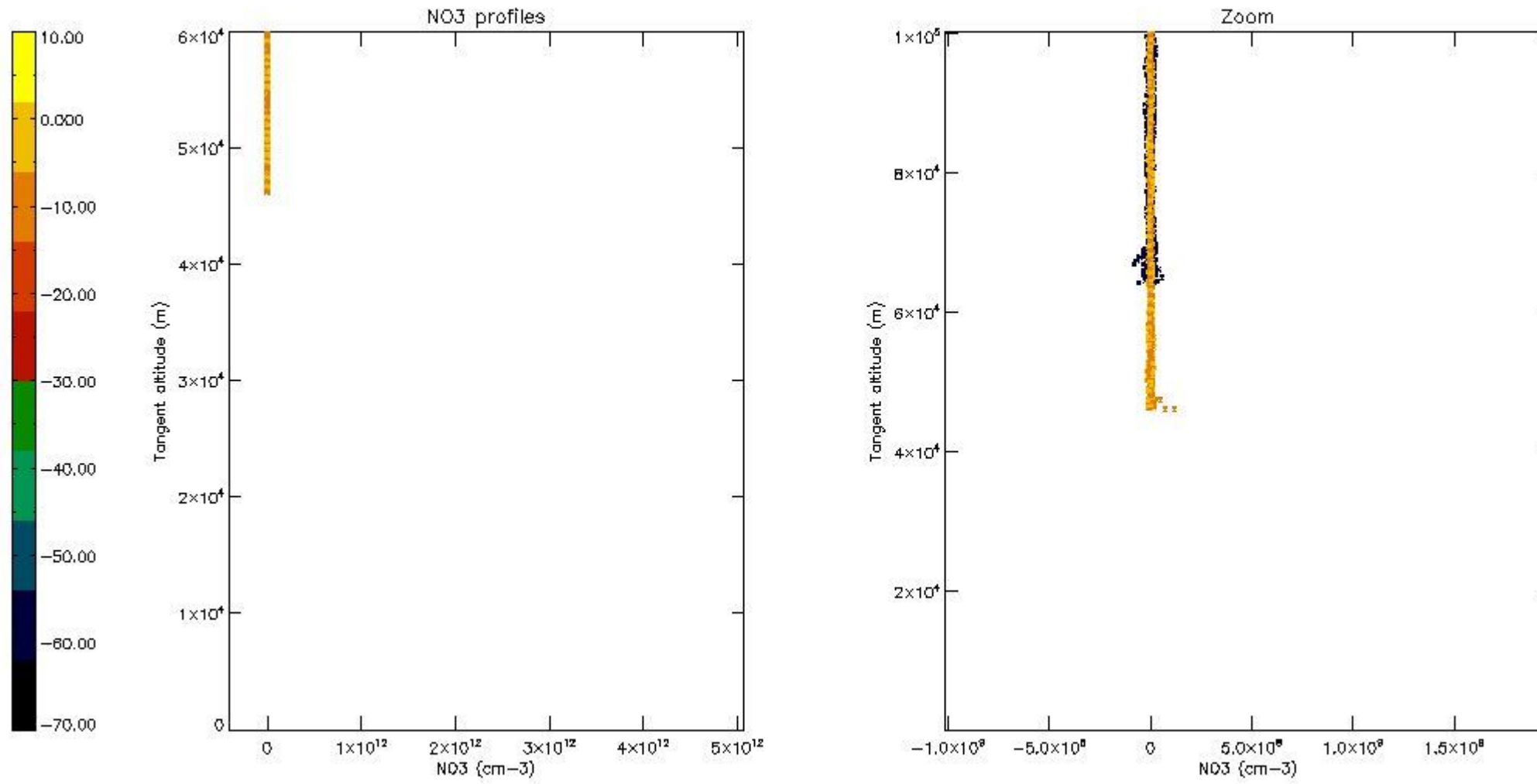
5.6 Plot NO₂ profiles for all STD (dark without errors)

The colorbar represents the latitude.



5.7 Plot NO3 profiles for all STD (dark without errors)

The colorbar represents the latitude.



6. Auxiliary Data Files used for the production reported in section 2

The number reported in the third column indicates since which file (see list in section 2) the corresponding auxiliary file has been used. The fourth column is the date of those product files.

Type	Auxiliary Filename	Used since product	Used since product date
INST_PHYS_CHARACTERISTICS	GOM_INS_AXVIEC20091111_143220_20030716_120000_20500101_000000	1	08-JUN-2009 00:04:37
LEVEL-2_PROC_CONFIG	GOM_PR2_AXVIEC20091111_152718_20020301_000000_20500101_000000	1	08-JUN-2009 00:04:37
CROSS_SECTIONS_FILE	GOM_CRS_AXVIEC20091111_154832_20020301_000000_20500101_000000	1	08-JUN-2009 00:04:37

GOMOS Level 2 Daily Report

SUMMARY

[1. General Info](#)

[2. Summary of processed GOM_NL_2P products](#)

[3. Level 2 Quality information per product](#)

[3.1 Plot of level 2 quality information per product \(time dependant\)](#)

[3.2 Plot of level 2 quality information per product \(world map\)](#)

[4. Level 1 Quality information per product \(stored on level 2 products\)](#)

[4.1 Plot of level 1 quality information per product \(time dependant\)](#)

[4.1.1 Plot of level 1 quality information per product \(time dependant\): ASCENDING](#)

[4.1.2 Plot of level 1 quality information per product \(time dependant\): DESCENDING](#)

[4.2 Plot of level 1 quality information per product \(world map\)](#)

[4.2.1 Plot of level 1 quality information per product \(world map\): ASCENDING](#)

[4.2.2 Plot of level 1 quality information per product \(world map\): DESCENDING](#)

[5. Ozone profiles based on quality statistics and other trace gas profiles](#)

[5.1 Ozone statistics based on quality of products](#)

[5.2 Plot ozone profiles for all STD \(dark without errors\)](#)

[5.3 Plot ozone profiles where STD < 20% \(dark without errors\)](#)

[5.4. Plot ozone profiles where STD < 10% \(dark without errors\)](#)

[5.5. Plot ozone profiles where STD < 5% \(dark without errors\)](#)

[5.6 Plot NO2 profiles for all STD \(dark without errors\)](#)

[5.7 Plot NO3 profiles for all STD \(dark without errors\)](#)

[5.8 Plot H2O profiles \(only for occultations of stars 1,2,3,4,13,14,16,26,63 dark without errors\) for all STD](#)

[6. Auxiliary Data Files used for the production reported in section 2](#)

This report presents the daily analysis on parameters extracted from GOMOS level 2 data (GOM_NL__2P). It is intended to monitor some important parameters that will impact the quality of these products. A list of level 2 products (and content) that have arrived during the reporting day to the PCF is also given.

Item	Value
Time of report generation	26APR2013 10:02:19
Data source version	GOMOS/6.01
Start time of products	08-06-2009 (08JUN2009 00:00:00)
Stop time of products	09-06-2009 (09JUN2009 00:00:00)
Store outputs in DB	Yes
Nb of level 2 prods	177
Nb of prods with errors	0

2. Summary of processed GOM_NL__2P products.

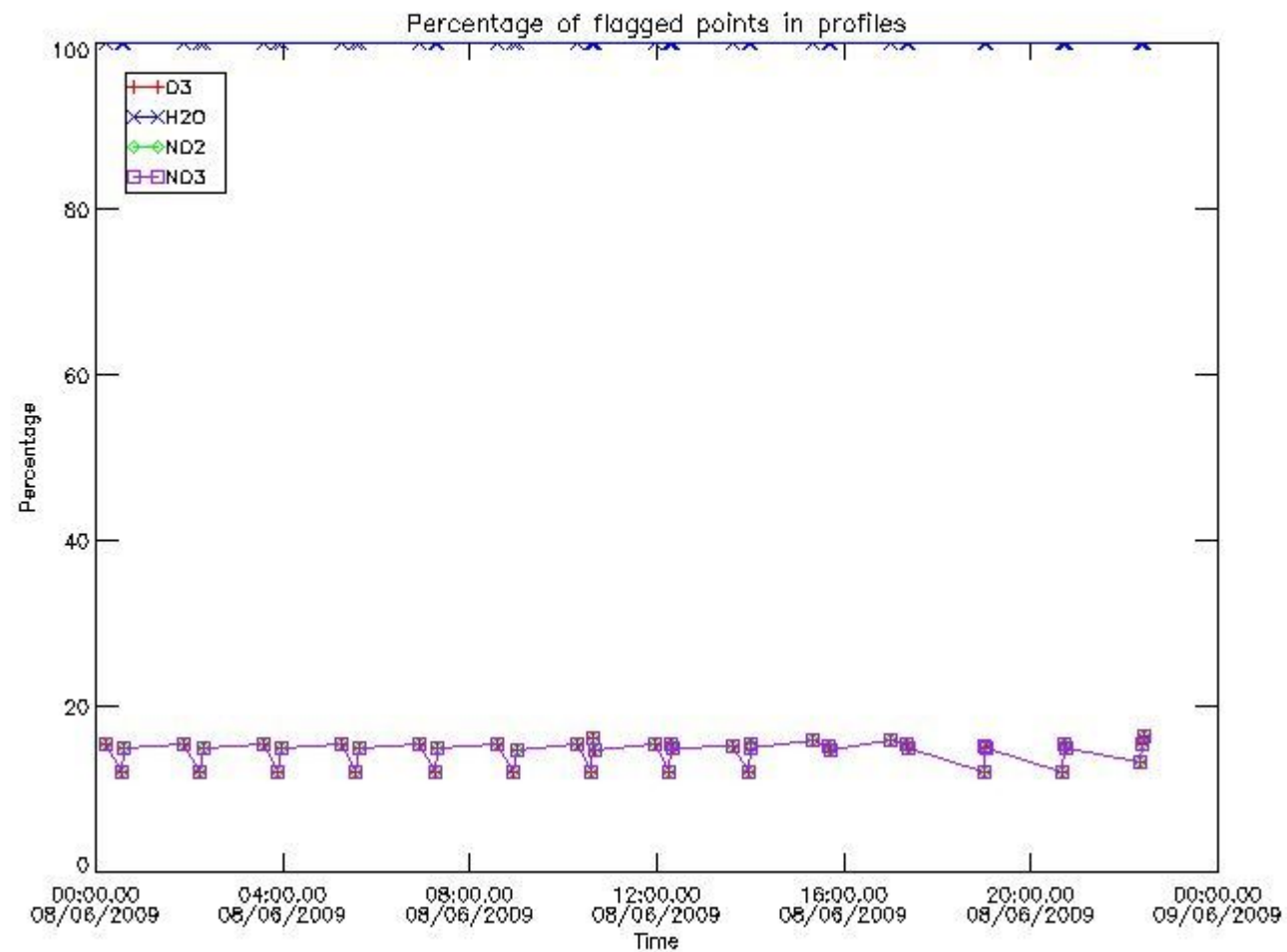
Nr	Filename	UTC Start time	Limb	Duration	Star Id	Star Name	Star Mag	Star Temp	Nb Meas	Orbit	Prod. error
1	GOM_NL__2PRFIN20090608_000437_000000242079_00388_38017_1480.N1	08-JUN-2009 00:04:37	Twilight	24.000	53	43Bet And	2.0480	3300.0	48	38017	No
2	GOM_NL__2PRFIN20090608_000731_000000312079_00388_38017_1481.N1	08-JUN-2009 00:07:31	Straylight	30.500	58	21Alp And	2.0730	11000.	61	38017	No
3	GOM_NL__2PRFIN20090608_001306_000000332079_00388_38017_1482.N1	08-JUN-2009 00:13:06	Dark	32.500	140	88Gam Peg	2.8340	26000.	65	38017	No
4	GOM_NL__2PRFIN20090608_003205_000000422079_00389_38018_1485.N1	08-JUN-2009 00:32:05	Dark	42.000	18	24Alp PsA	1.1660	9700.0	84	38018	No
5	GOM_NL__2PRFIN20090608_003636_000000342079_00389_38018_1486.N1	08-JUN-2009 00:36:36	Dark	34.000	31	Alp Gru	1.7340	15200.	68	38018	No
6	GOM_NL__2PRFIN20090608_005108_000000322079_00389_38018_1487.N1	08-JUN-2009 00:51:08	Twilight	31.500	38	20Eps Sgr	1.8360	11000.	63	38018	No
7	GOM_NL__2PRFIN20090608_005307_000000382079_00389_38018_1488.N1	08-JUN-2009 00:53:07	Twilight	38.000	57	34Sig Sgr	2.0660	26000.	76	38018	No
8	GOM_NL__2PRFIN20090608_010553_000000372079_00389_38018_1489.N1	08-JUN-2009 01:05:53	Bright	36.500	126	60Bet Oph	2.7700	4250.0	73	38018	No
9	GOM_NL__2PRFIN20090608_010834_000000362079_00389_38018_1490.N1	08-JUN-2009 01:08:34	Bright	35.500	59	55Alp Oph	2.0800	8900.0	71	38018	No
10	GOM_NL__2PRFIN20090608_011317_000000302079_00389_38018_1491.N1	08-JUN-2009 01:13:17	Bright	30.000	133	40Zet Her	2.8070	6000.0	60	38018	No
11	GOM_NL__2PRFIN20090608_012028_000000312079_00389_38018_1492.N1	08-JUN-2009 01:20:28	Bright	31.000	130	23Bet Dra	2.7990	5800.0	62	38018	No
12	GOM_NL__2PRFIN20090608_013116_000000312079_00389_38018_1493.N1	08-JUN-2009 01:31:16	Twilight	31.000	89	5Alp Cep	2.4510	8000.0	62	38018	No
13	GOM_NL__2PRFIN20090608_013701_000000262079_00389_38018_1494.N1	08-JUN-2009 01:37:01	Twilight	25.500	74	11Bet Cas	2.2680	6600.0	51	38018	No
14	GOM_NL__2PRFIN20090608_014513_000000242079_00389_38018_1495.N1	08-JUN-2009 01:45:13	Twilight	24.000	53	43Bet And	2.0480	3300.0	48	38018	No
15	GOM_NL__2PRFIN20090608_014808_000000302079_00389_38018_1496.N1	08-JUN-2009 01:48:08	Straylight	30.000	58	21Alp And	2.0730	11000.	60	38018	No
16	GOM_NL__2PRFIN20090608_015342_000000332079_00389_38018_1497.N1	08-JUN-2009 01:53:42	Dark	32.500	140	88Gam Peg	2.8340	26000.	65	38018	No
17	GOM_NL__2PRFIN20090608_021242_000000422079_00390_38019_1499.N1	08-JUN-2009 02:12:42	Dark	42.000	18	24Alp PsA	1.1660	9700.0	84	38019	No
18	GOM_NL__2PRFIN20090608_021713_000000342079_00390_38019_1500.N1	08-JUN-2009 02:17:13	Dark	34.000	31	Alp Gru	1.7340	15200.	68	38019	No
19	GOM_NL__2PRFIN20090608_023144_000000322079_00390_38019_1501.N1	08-JUN-2009 02:31:44	Twilight	31.500	38	20Eps Sgr	1.8360	11000.	63	38019	No
20	GOM_NL__2PRFIN20090608_023343_000000382079_00390_38019_1502.N1	08-JUN-2009 02:33:43	Twilight	38.000	57	34Sig Sgr	2.0660	26000.	76	38019	No
21	GOM_NL__2PRFIN20090608_024628_000000362079_00390_38019_1503.N1	08-JUN-2009 02:46:28	Bright	36.000	126	60Bet Oph	2.7700	4250.0	72	38019	No
22	GOM_NL__2PRFIN20090608_024909_000000362079_00390_38019_1504.N1	08-JUN-2009 02:49:09	Bright	35.500	59	55Alp Oph	2.0800	8900.0	71	38019	No
23	GOM_NL__2PRFIN20090608_025352_000000302079_00390_38019_1505.N1	08-JUN-2009 02:53:52	Bright	30.000	133	40Zet Her	2.8070	6000.0	60	38019	No
24	GOM_NL__2PRFIN20090608_030103_000000312079_00390_38019_1506.N1	08-JUN-2009 03:01:03	Bright	31.000	130	23Bet Dra	2.7990	5800.0	62	38019	No
25	GOM_NL__2PRFIN20090608_031152_000000302079_00390_38019_1507.N1	08-JUN-2009 03:11:52	Twilight	30.000	89	5Alp Cep	2.4510	8000.0	60	38019	No
26	GOM_NL__2PRFIN20090608_031736_000000262079_00390_38019_1508.N1	08-JUN-2009 03:17:36	Twilight	25.500	74	11Bet Cas	2.2680	6600.0	51	38019	No
27	GOM_NL__2PRFIN20090608_032549_000000242079_00390_38019_1509.N1	08-JUN-2009 03:25:49	Twilight	24.000	53	43Bet And	2.0480	3300.0	48	38019	No
28	GOM_NL__2PRFIN20090608_032844_000000302079_00390_38019_1510.N1	08-JUN-2009 03:28:44	Straylight	30.000	58	21Alp And	2.0730	11000.	60	38019	No
29	GOM_NL__2PRFIN20090608_033419_000000332079_00390_38019_1511.N1	08-JUN-2009 03:34:19	Dark	33.000	140	88Gam Peg	2.8340	26000.	66	38019	No
30	GOM_NL__2PRFIN20090608_035320_000000432079_00391_38020_1534.N1	08-JUN-2009 03:53:20	Dark	42.500	18	24Alp PsA	1.1660	9700.0	85	38020	No
31	GOM_NL__2PRFIN20090608_035750_000000342079_00391_38020_1535.N1	08-JUN-2009 03:57:50	Dark	34.000	31	Alp Gru	1.7340	15200.	68	38020	No
32	GOM_NL__2PRFIN20090608_041221_000000322079_00391_38020_1536.N1	08-JUN-2009 04:12:21	Twilight	31.500	38	20Eps Sgr	1.8360	11000.	63	38020	No
33	GOM_NL__2PRFIN20090608_041420_000000382079_00391_38020_1537.N1	08-JUN-2009 04:14:20	Twilight	38.000	57	34Sig Sgr	2.0660	26000.	76	38020	No
34	GOM_NL__2PRFIN20090608_042704_000000362079_00391_38020_1538.N1	08-JUN-2009 04:27:04	Bright	36.000	126	60Bet Oph	2.7700	4250.0	72	38020	No
35	GOM_NL__2PRFIN20090608_042944_000000362079_00391_38020_1539.N1	08-JUN-2009 04:29:44	Bright	36.000	59	55Alp Oph	2.0800	8900.0	72	38020	No
36	GOM_NL__2PRFIN20090608_043428_000000302079_00391_38020_1540.N1	08-JUN-2009 04:34:28	Bright	30.000	133	40Zet Her	2.8070	6000.0	60	38020	No
37	GOM_NL__2PRFIN20090608_044139_000000312079_00391_38020_1541.N1	08-JUN-2009 04:41:39	Bright	30.500	130	23Bet Dra	2.7990	5800.0	61	38020	No
38	GOM_NL__2PRFIN20090608_045227_000000312079_00391_38020_1542.N1	08-JUN-2009 04:52:27	Twilight	30.500	89	5Alp Cep	2.4510	8000.0	61	38020	No
39	GOM_NL__2PRFIN20090608_045812_000000252079_00391_38020_1543.N1	08-JUN-2009 04:58:12	Twilight	25.000	74	11Bet Cas	2.2680	6600.0	50	38020	No
40	GOM_NL__2PRFIN20090608_050625_000000242079_00391_38020_1544.N1	08-JUN-2009 05:06:25	Twilight	24.000	53	43Bet And	2.0480	3300.0	48	38020	No
41	GOM_NL__2PRFIN20090608_050920_000000302079_00391_38020_1545.N1	08-JUN-2009 05:09:20	Straylight	30.000	58	21Alp And	2.0730	11000.	60	38020	No
42	GOM_NL__2PRFIN20090608_051456_000000332079_00391_38020_1546.N1	08-JUN-2009 05:14:56	Dark	33.000	140	88Gam Peg	2.8340	26000.	66	38020	No

161	GOM_NL__2PRFIN20090608_212734_000000302079_00401_38030_1713.N1	08-JUN-2009 21:27:34	Bright	30.000	130	23Bet Dra	2.7990	5800.0	60	38030	No
162	GOM_NL__2PRFIN20090608_213819_000000312079_00401_38030_1714.N1	08-JUN-2009 21:38:19	Twilight	31.000	89	5Alp Cep	2.4510	8000.0	62	38030	No
163	GOM_NL__2PRFIN20090608_214409_000000262079_00401_38030_1715.N1	08-JUN-2009 21:44:09	Twilight	25.500	74	11Bet Cas	2.2680	6600.0	51	38030	No
164	GOM_NL__2PRFIN20090608_215225_000000242079_00401_38030_1716.N1	08-JUN-2009 21:52:25	Twilight	24.000	53	43Bet And	2.0480	3300.0	48	38030	No
165	GOM_NL__2PRFIN20090608_215522_000000302079_00401_38030_1717.N1	08-JUN-2009 21:55:22	Straylight	29.500	58	21Alp And	2.0730	11000.	59	38030	No
166	GOM_NL__2PRFIN20090608_222011_000000432079_00402_38031_1721.N1	08-JUN-2009 22:20:11	Dark	42.500	18	24Alp PsA	1.1660	9700.0	85	38031	No
167	GOM_NL__2PRFIN20090608_222236_000000332079_00402_38031_1722.N1	08-JUN-2009 22:22:36	Dark	33.000	63	Bet Gru	2.1500	2800.0	66	38031	No
168	GOM_NL__2PRFIN20090608_222436_000000342079_00402_38031_1723.N1	08-JUN-2009 22:24:36	Dark	34.000	31	Alp Gru	1.7340	15200.	68	38031	No
169	GOM_NL__2PRFIN20090608_223901_000000322079_00402_38031_1724.N1	08-JUN-2009 22:39:01	Twilight	31.500	38	20Eps Sgr	1.8360	11000.	63	38031	No
170	GOM_NL__2PRFIN20090608_224100_000000382079_00402_38031_1725.N1	08-JUN-2009 22:41:00	Twilight	37.500	57	34Sig Sgr	2.0660	26000.	75	38031	No
171	GOM_NL__2PRFIN20090608_225335_000000352079_00402_38031_1726.N1	08-JUN-2009 22:53:35	Bright	35.000	126	60Bet Oph	2.7700	4250.0	70	38031	No
172	GOM_NL__2PRFIN20090608_225614_000000352079_00402_38031_1727.N1	08-JUN-2009 22:56:14	Bright	35.000	59	55Alp Oph	2.0800	8900.0	70	38031	No
173	GOM_NL__2PRFIN20090608_230808_000000312079_00402_38031_1728.N1	08-JUN-2009 23:08:08	Bright	30.500	130	23Bet Dra	2.7990	5800.0	61	38031	No
174	GOM_NL__2PRFIN20090608_231855_000000312079_00402_38031_1729.N1	08-JUN-2009 23:18:55	Twilight	31.000	89	5Alp Cep	2.4510	8000.0	62	38031	No
175	GOM_NL__2PRFIN20090608_232445_000000262079_00402_38031_1730.N1	08-JUN-2009 23:24:45	Twilight	25.500	74	11Bet Cas	2.2680	6600.0	51	38031	No
176	GOM_NL__2PRFIN20090608_233301_000000242079_00402_38031_1731.N1	08-JUN-2009 23:33:01	Twilight	23.500	53	43Bet And	2.0480	3300.0	47	38031	No
177	GOM_NL__2PRFIN20090608_233558_000000302079_00402_38031_1732.N1	08-JUN-2009 23:35:58	Straylight	29.500	58	21Alp And	2.0730	11000.	59	38031	No

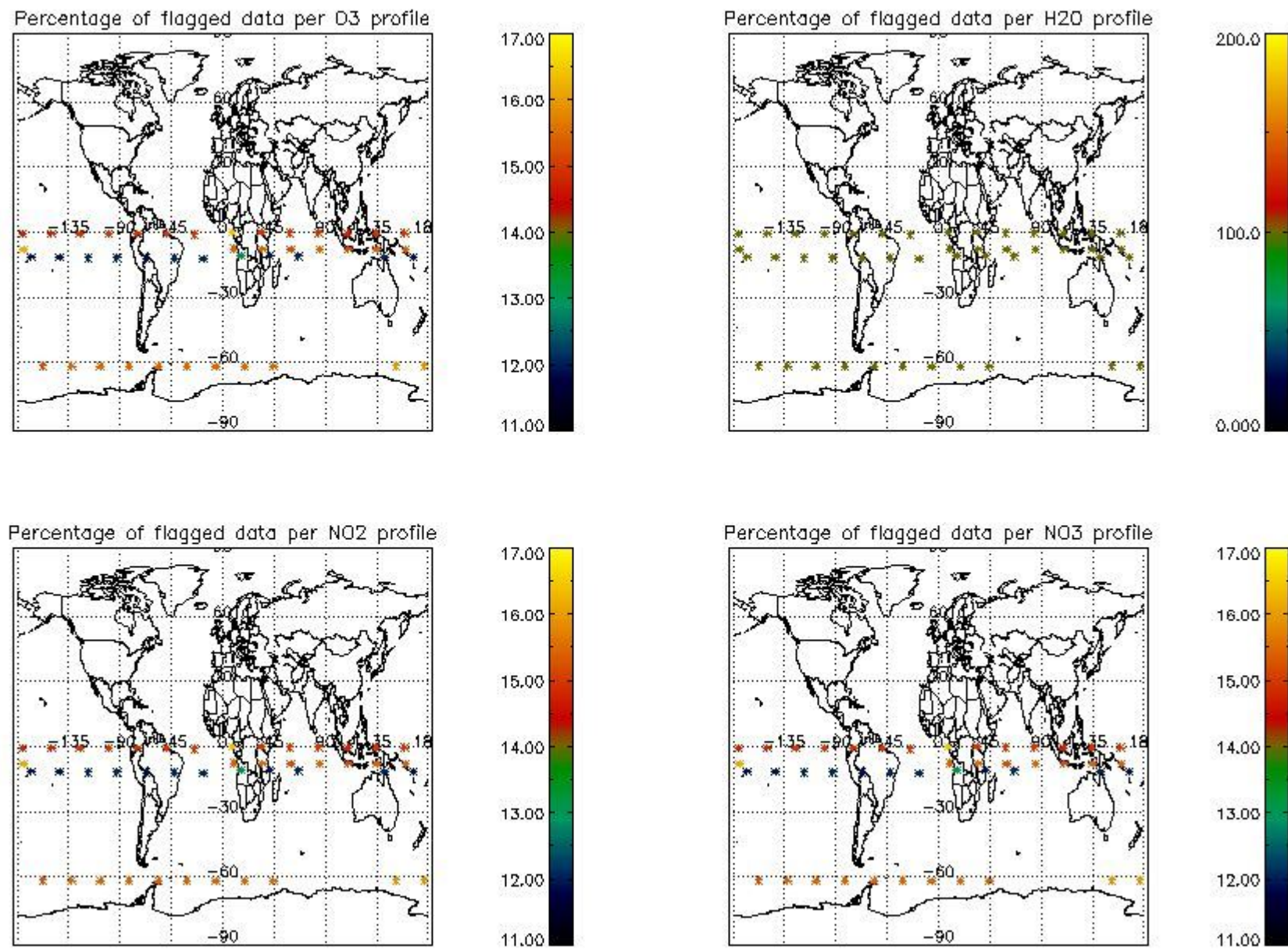
3. Quality information per product

In this section it is plotted some information contained in the Quality Summary data set of the level 2 products. Only products in dark limb conditions and without errors (error flag in the MPH set to "0") are used.

3.1 Plot quality information per product (time dependant)



3.2 Plot quality information per product (world map)

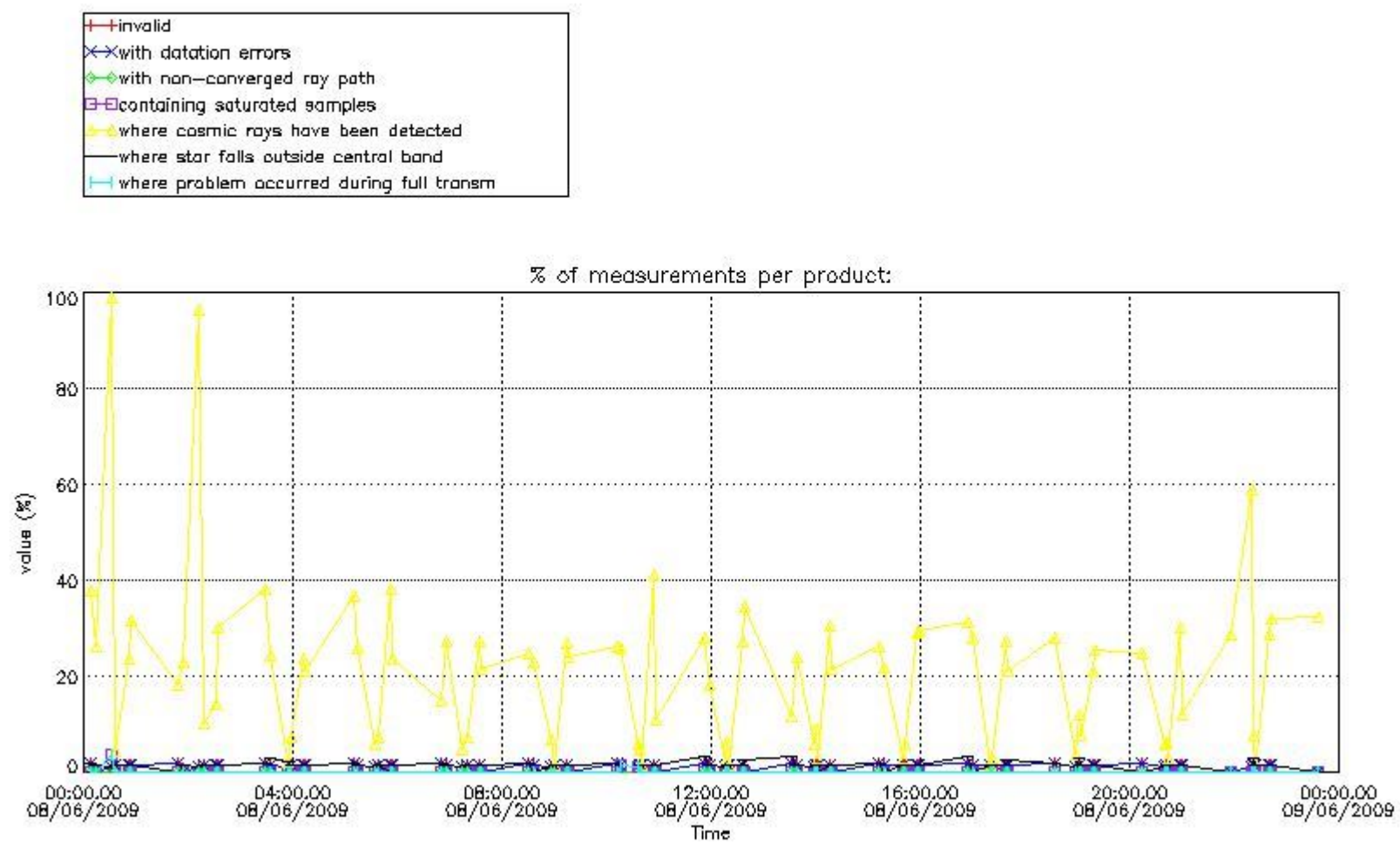


4. Level 1 quality information per product

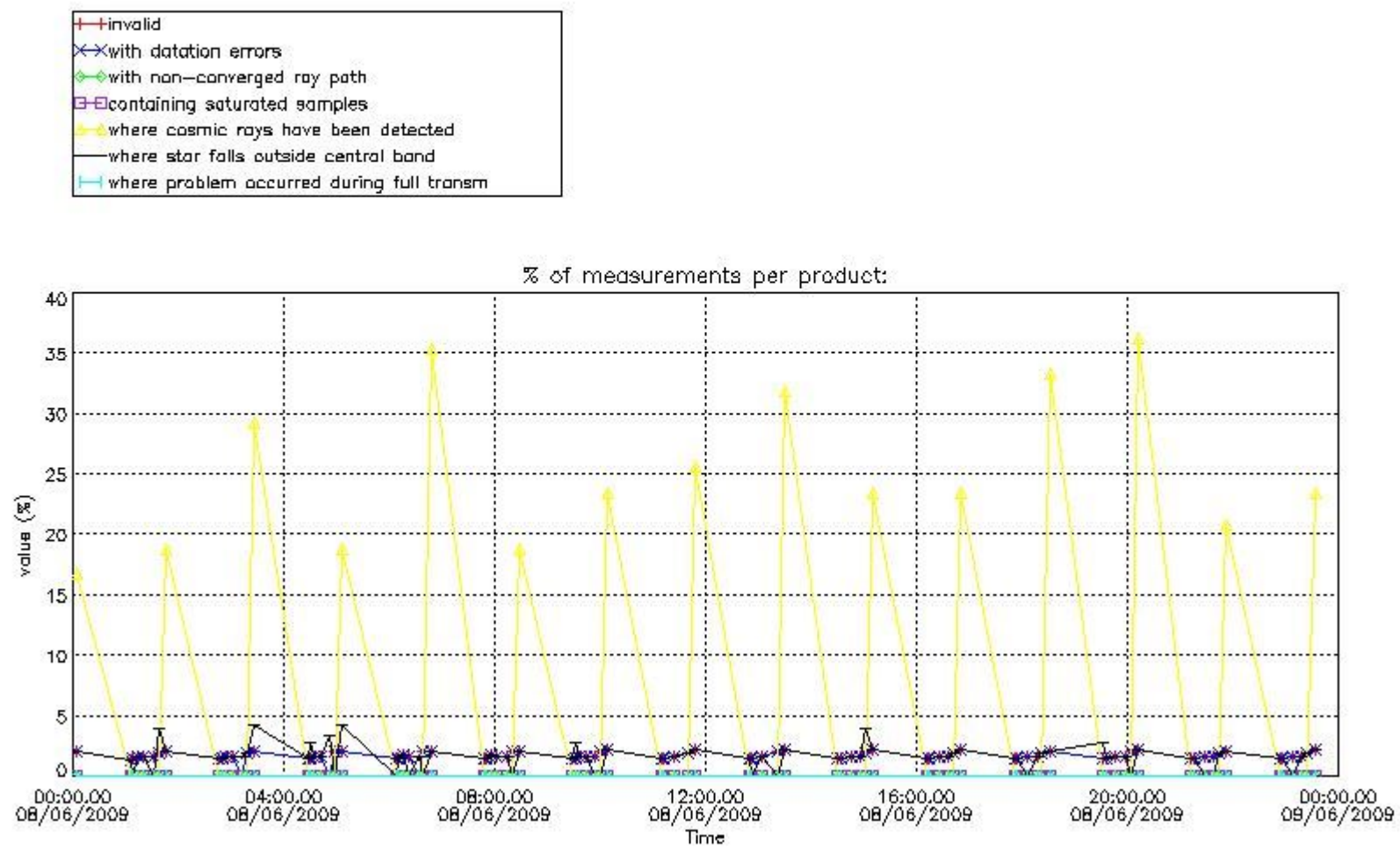
In this section it is plotted some information contained in the Quality Summary data set of the level 2 products that comes from the level 1b processing. Products without errors (error flag in the MPH set to "0") are used.

4.1 Plot quality information per product (time dependant) coming from level 1b processing

4.1.1 Plot level 1 quality information per product (time dependant): ENVISAT ASCENDING passes

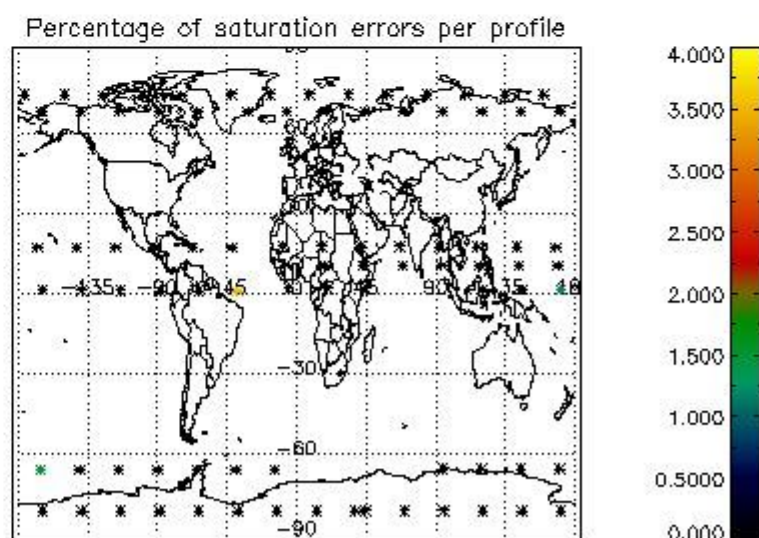
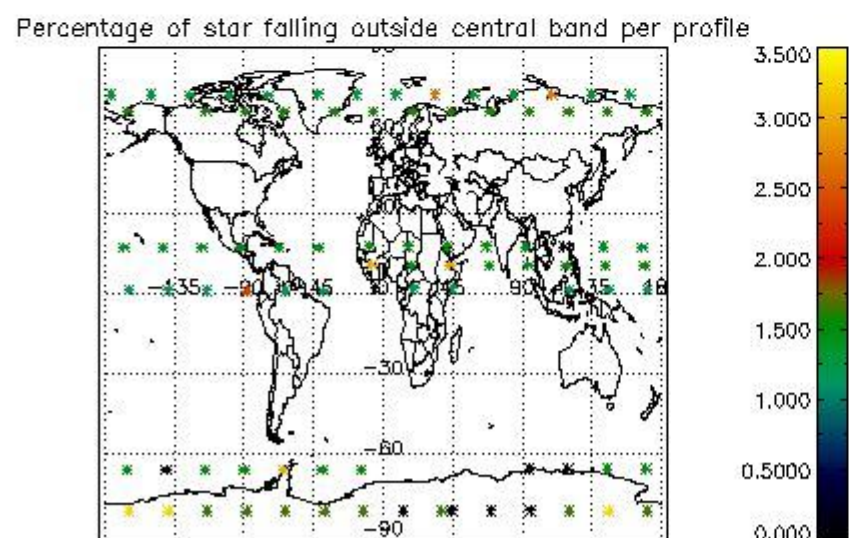
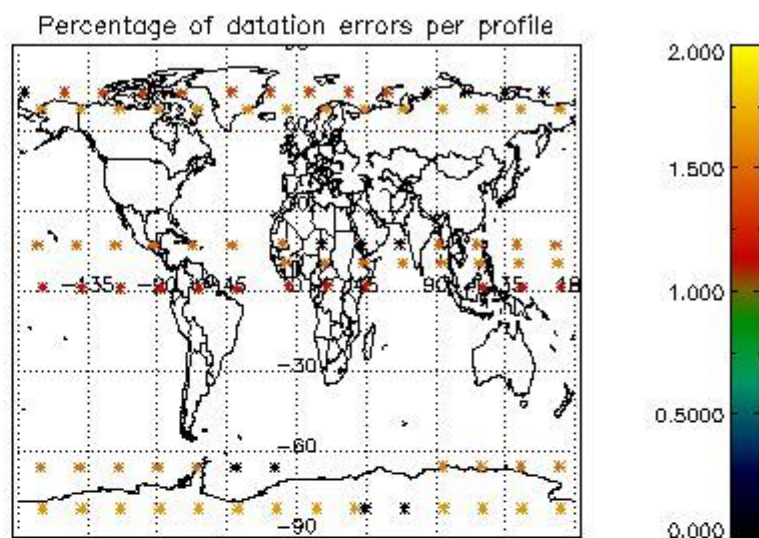
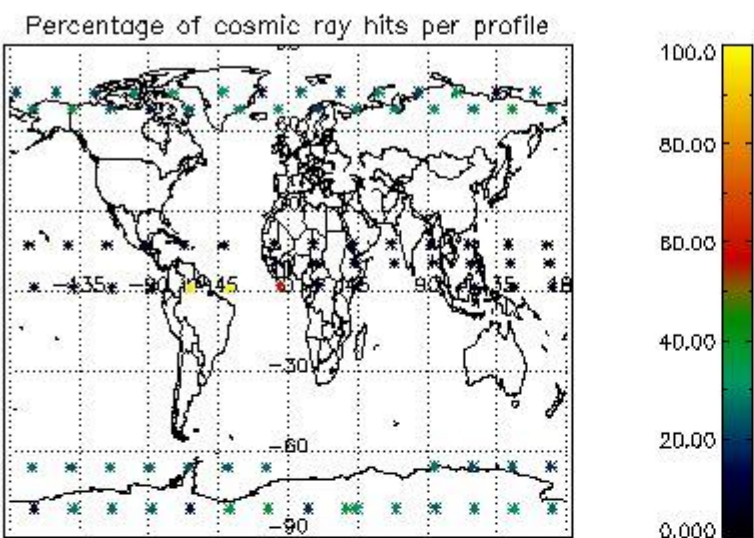


4.1.2 Plot level 1 quality information per product (time dependant): ENVI SAT DESCENDING passes

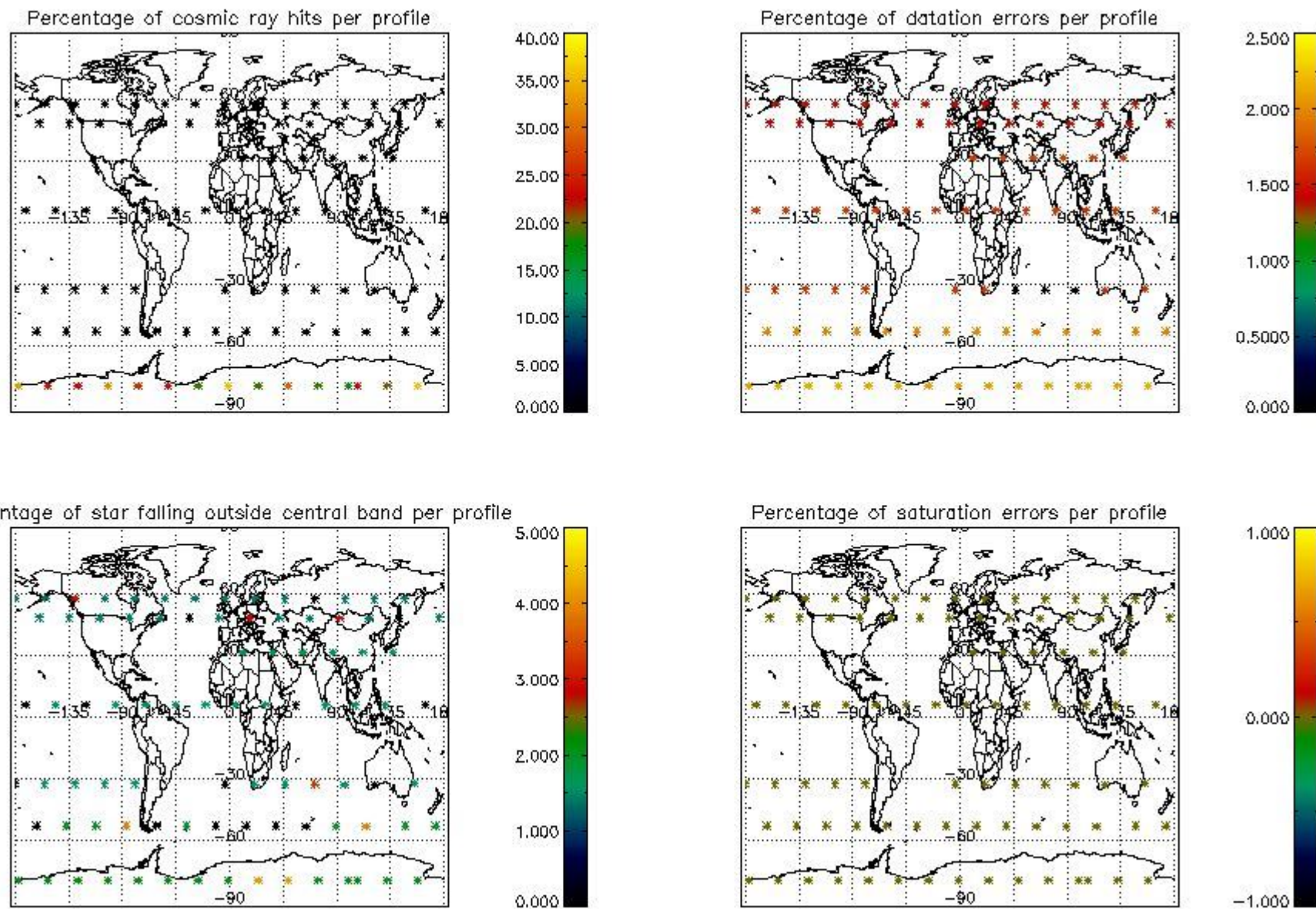


4.2 Plot quality information per product coming from level 1b processing (world map)

4.2.1 Plot level 1 quality information per product (world map): ENVISAT ASCENDING passes



4.2.2 Plot level 1 quality information per product (world map): ENVISAT DESCENDING passes



5. Trace gas profiles

5.1 Ozone statistics based on quality of products

The final quality of the products can be "measured" using the STD (Standard Deviation) attached to every point profile. This information is written to the parameter GOM_NL__2P/NL_LOCAL_SPECIES_DENSITY/o3_std of the level 2 products. The table below shows the statistics for given STD ranges.

The statistics are given with respect to the overall valid production:

- Products without fatal errors: GOM_NL__2P/MPH/PRODUCT_ERR=0
- Valid point profile: GOM_NL__2P/NL_LOCAL_SPECIES_DENSITY/pcd(0)=0

The 'Criteria' is applied to valid points of dark limb products:

- Products in dark limb illumination condition: GOM_NL__2P/NL_SUMMARY_QUALITY/obs_ill_cond=0
- Products without fatal errors: GOM_NL__2P/MPH/PRODUCT_ERR=0
- Valid point profile: GOM_NL__2P/NL_LOCAL_SPECIES_DENSITY/pcd(0)=0

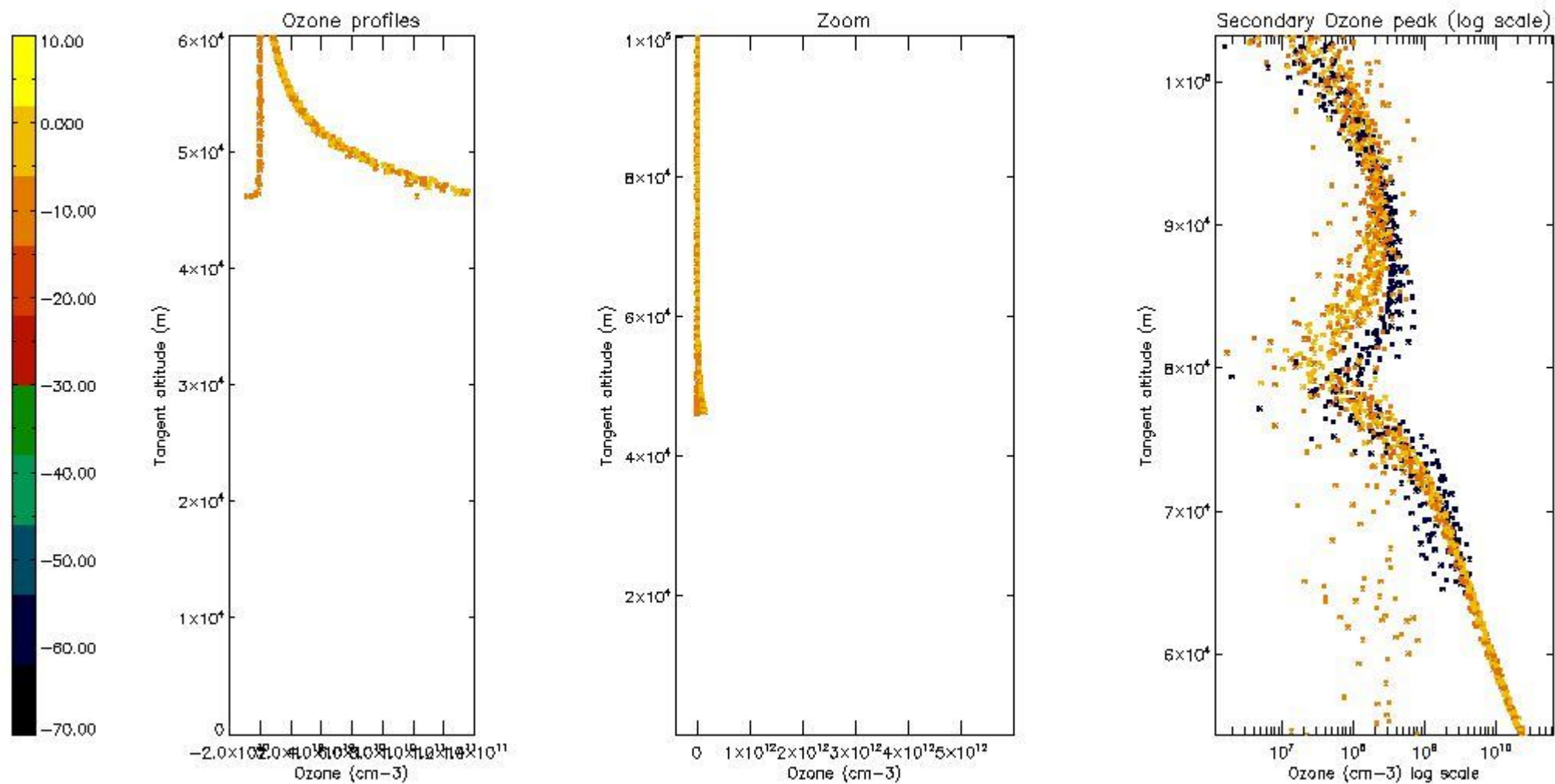
So, the table below shows the percentage of dark limb and valid observations for each criteria with respect to the overall valid daily observations.

Criteria	% of total production
All STD	29
STD < 20	11

STD < 10	8
STD < 5	7

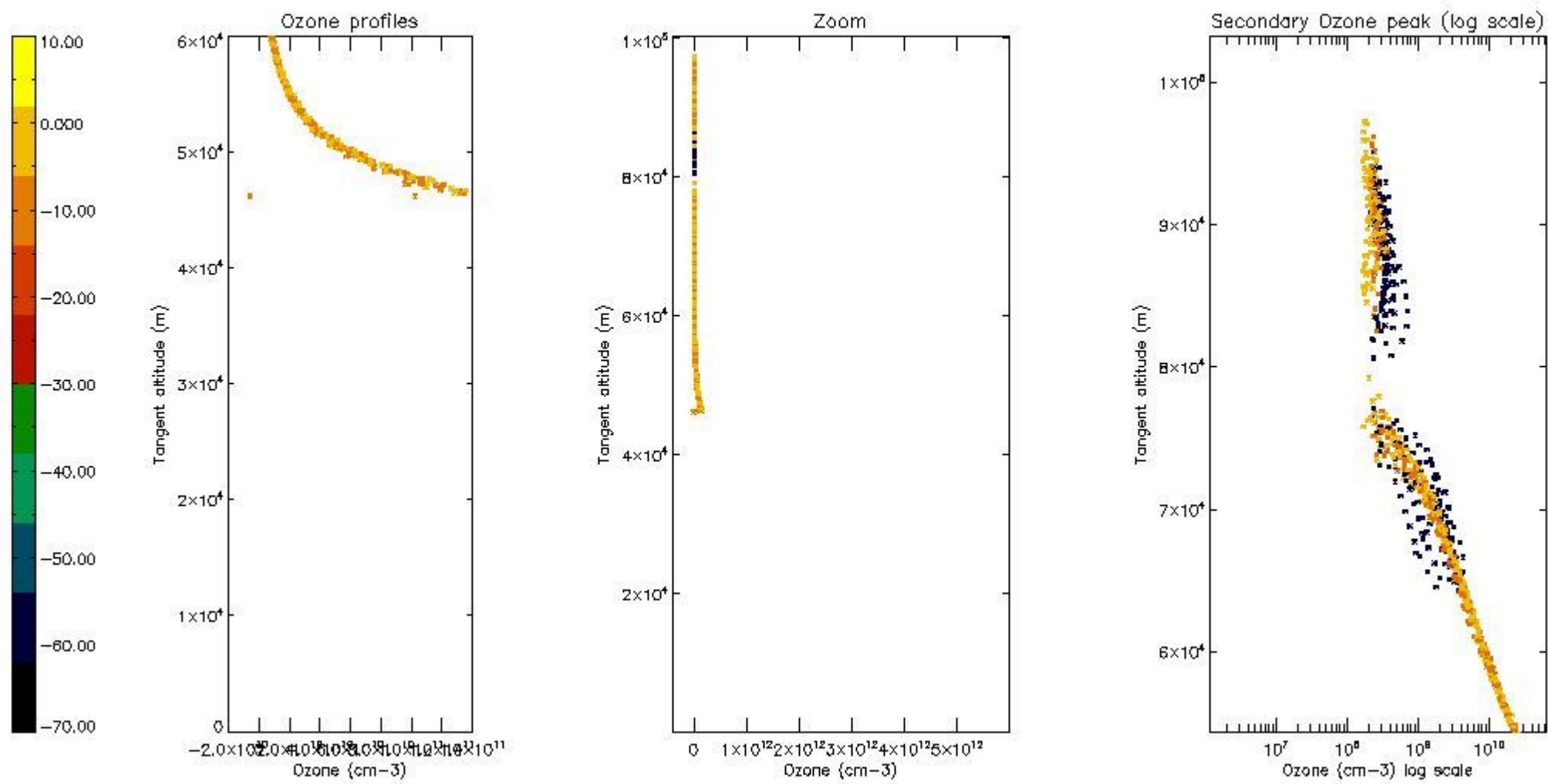
5.2 Plot ozone profiles for all STD (dark without errors)

The colorbar represents the latitude.



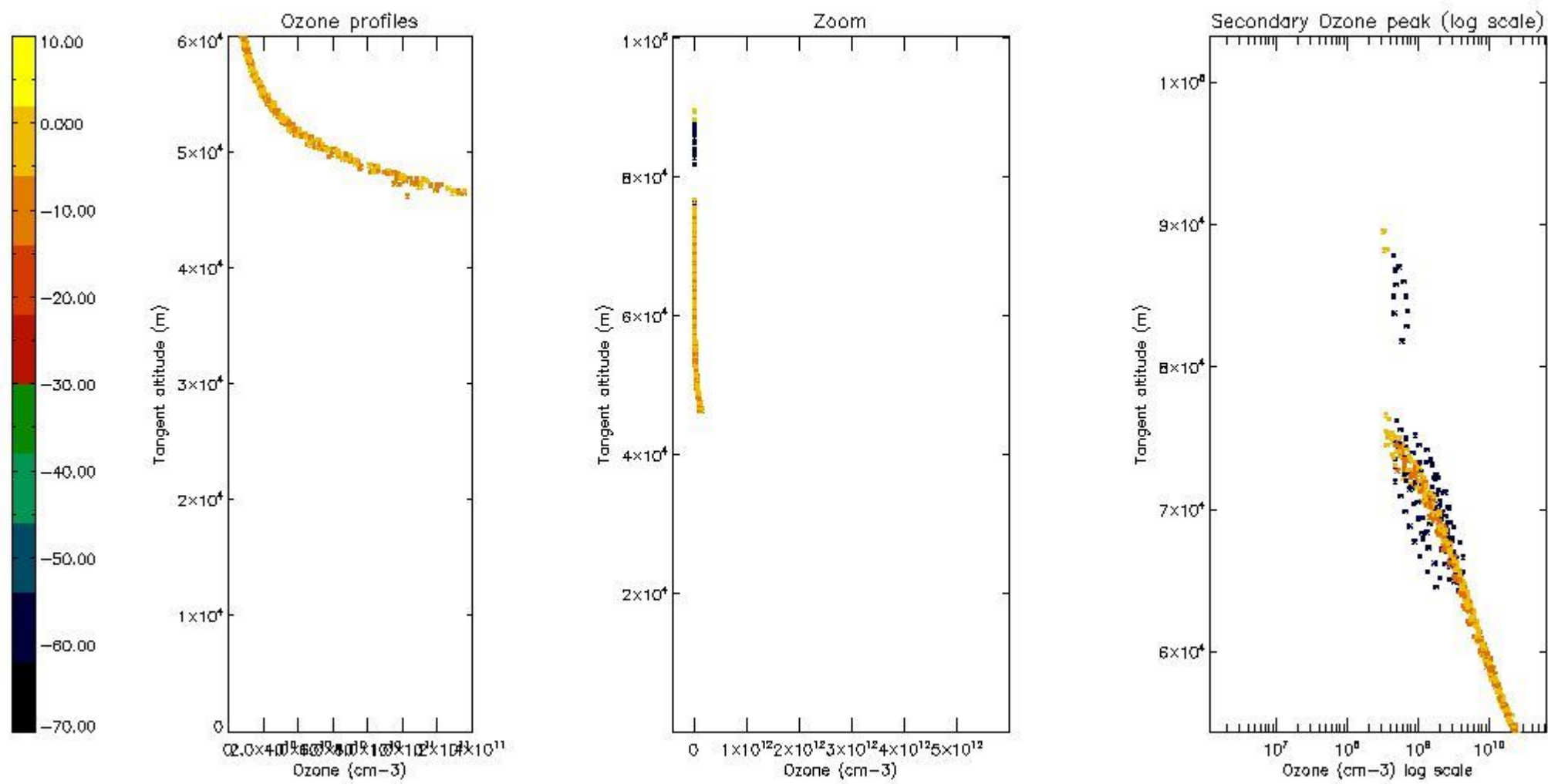
5.3 Plot ozone profiles where STD < 20% (dark without errors)

The colorbar represents the latitude.



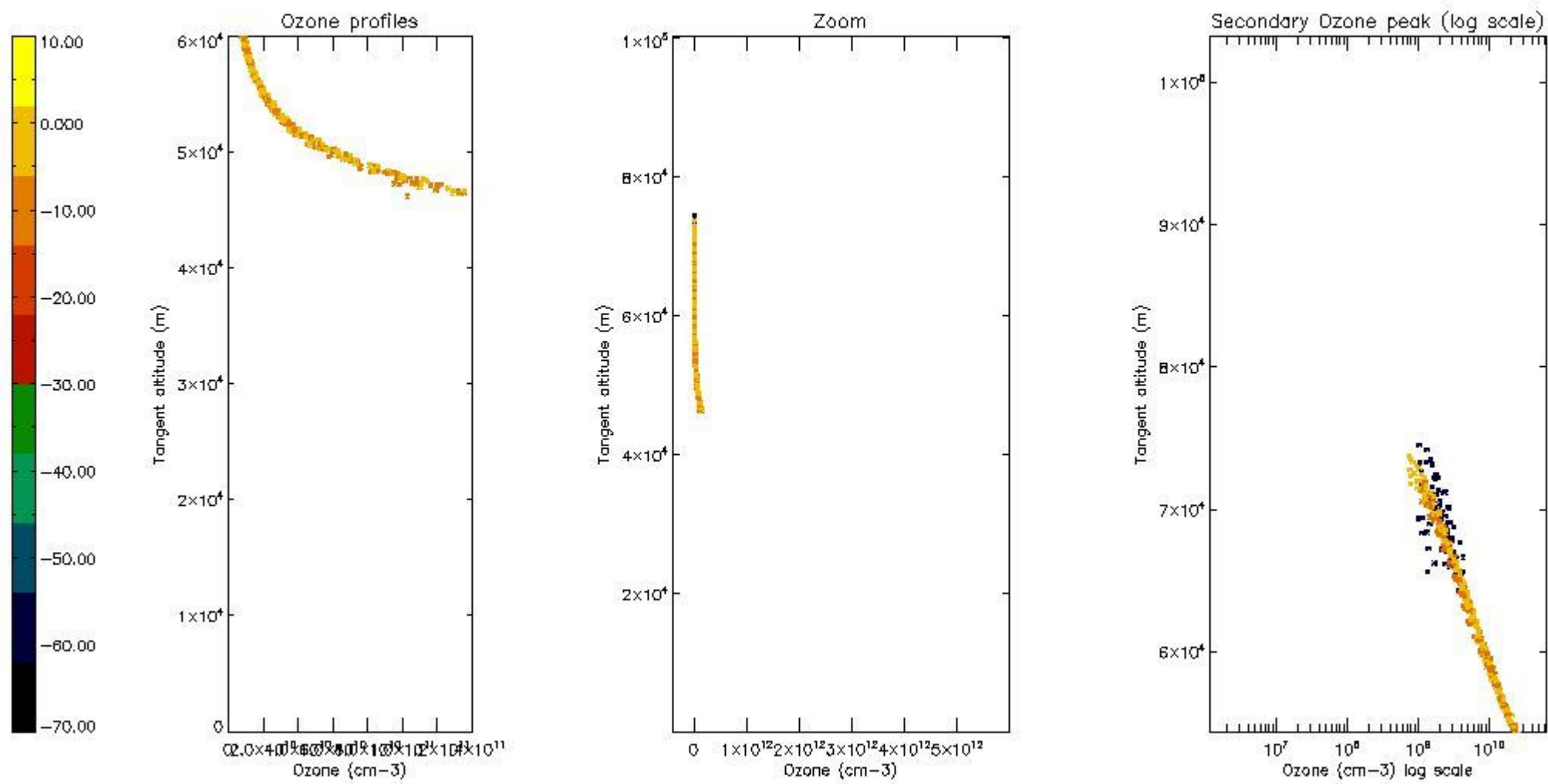
5.4 Plot ozone profiles where STD < 10% (dark without errors)

The colorbar represents the latitude.



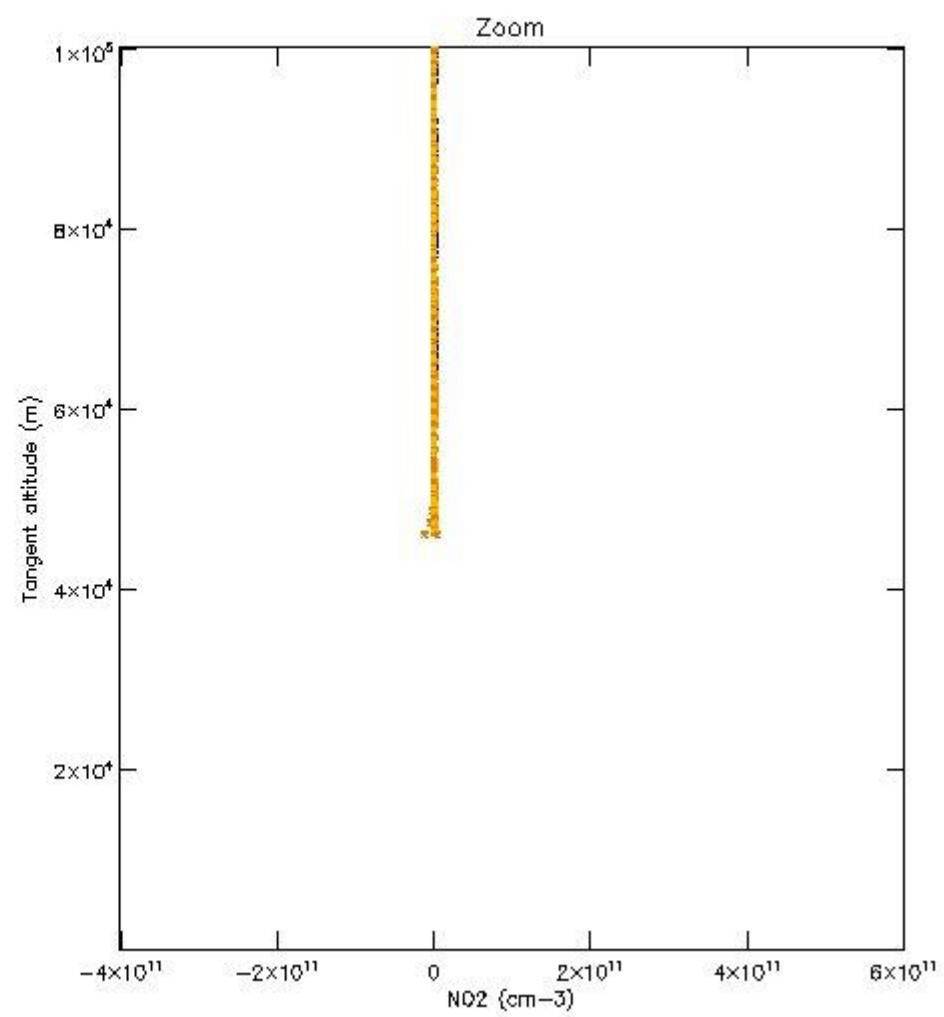
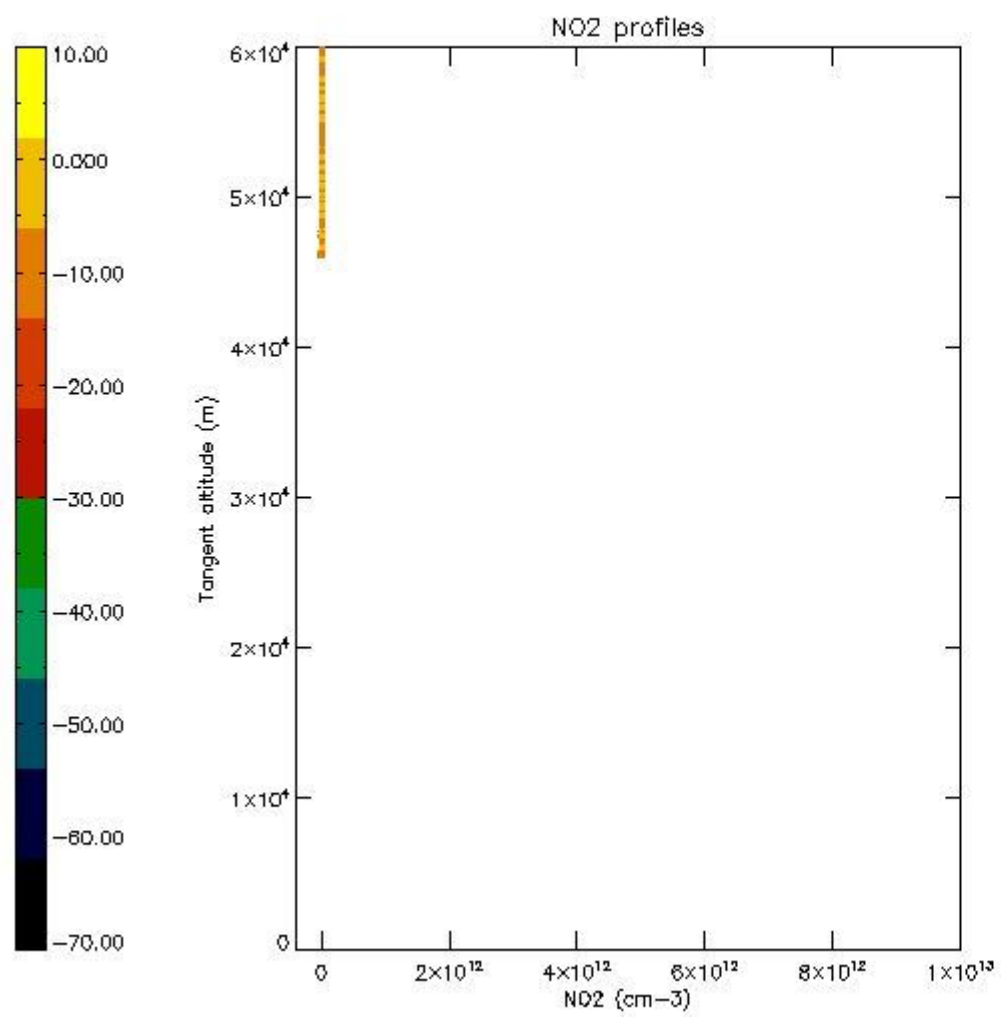
5.5 Plot ozone profiles where STD < 5% (dark without errors)

The colorbar represents the latitude.



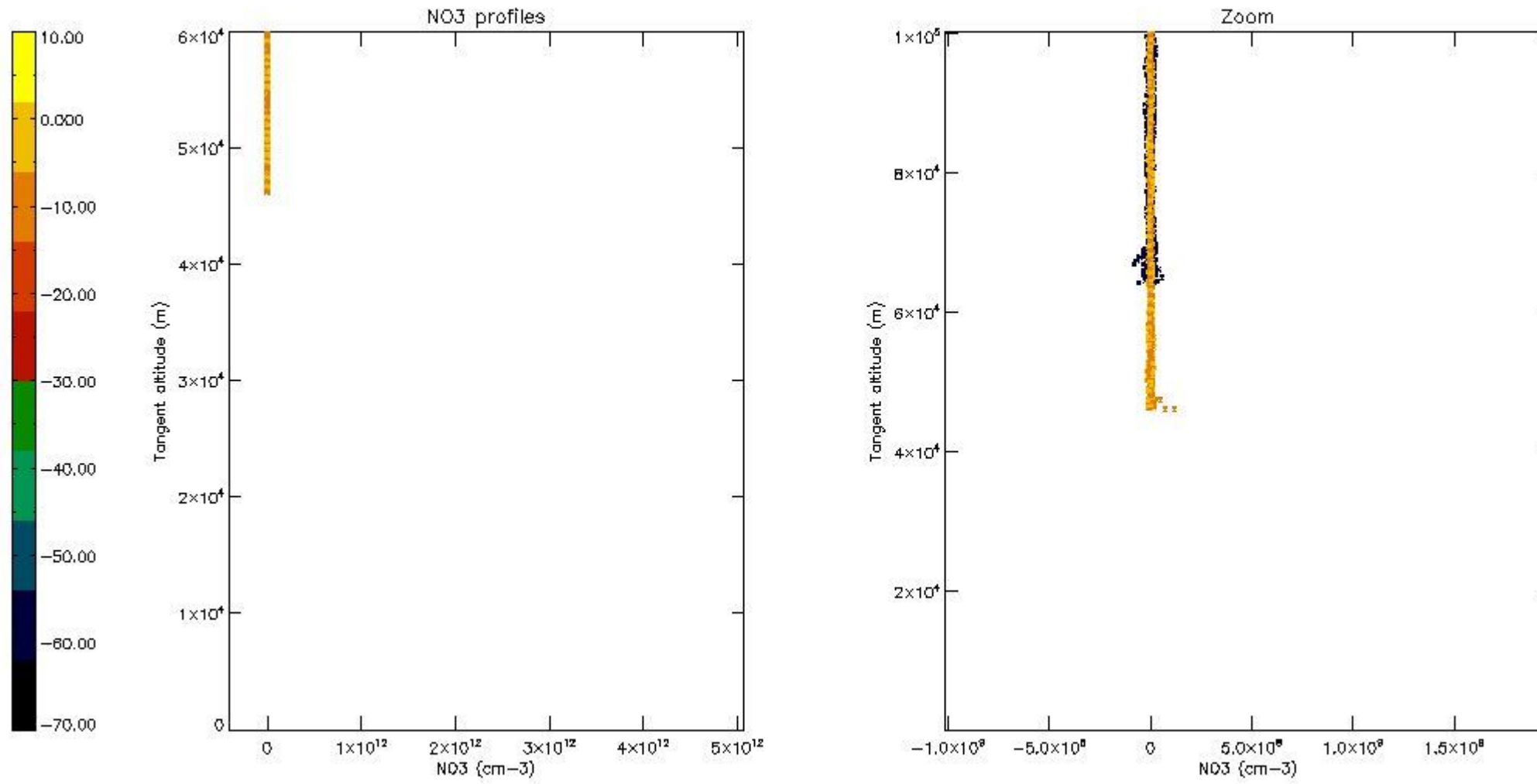
5.6 Plot NO₂ profiles for all STD (dark without errors)

The colorbar represents the latitude.



5.7 Plot NO3 profiles for all STD (dark without errors)

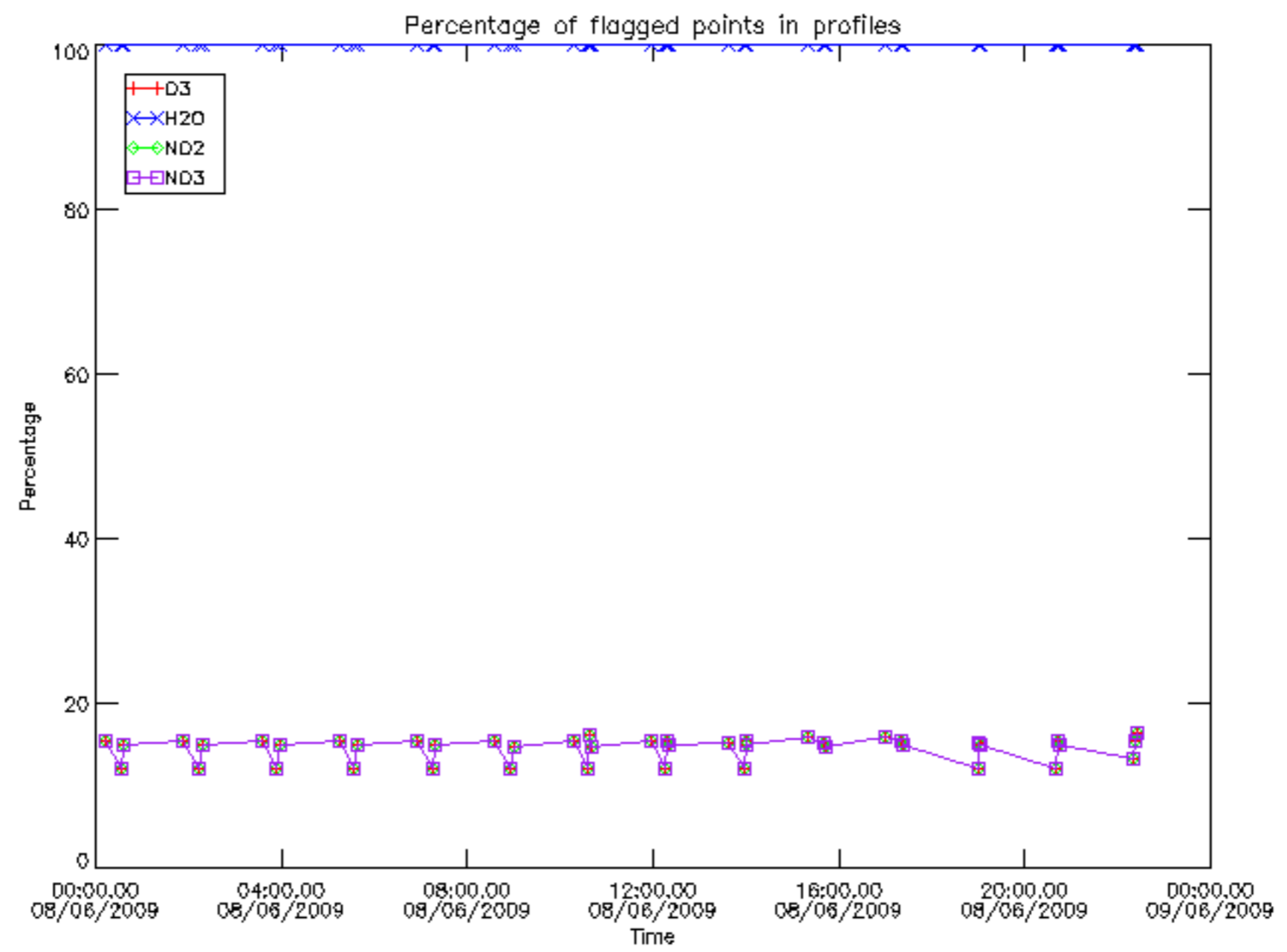
The colorbar represents the latitude.



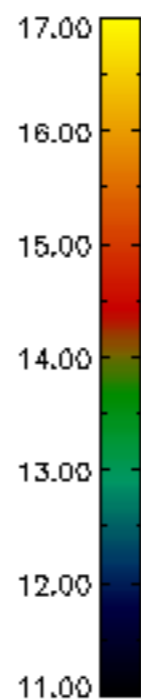
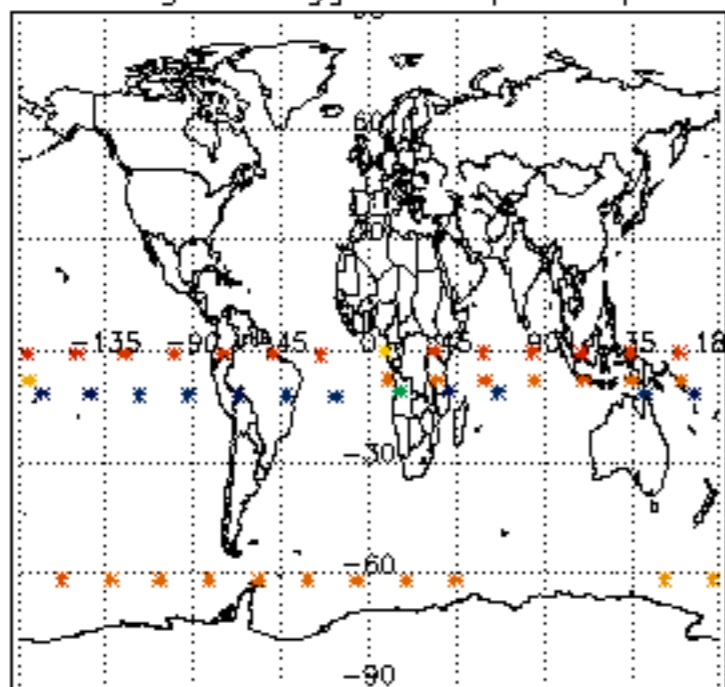
6. Auxiliary Data Files used for the production reported in section 2

The number reported in the third column indicates since which file (see list in section 2) the corresponding auxiliary file has been used. The fourth column is the date of those product files.

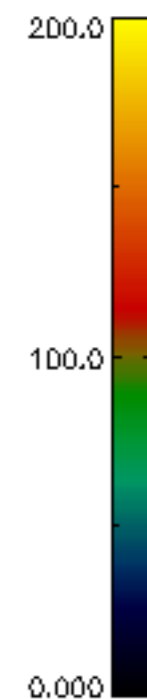
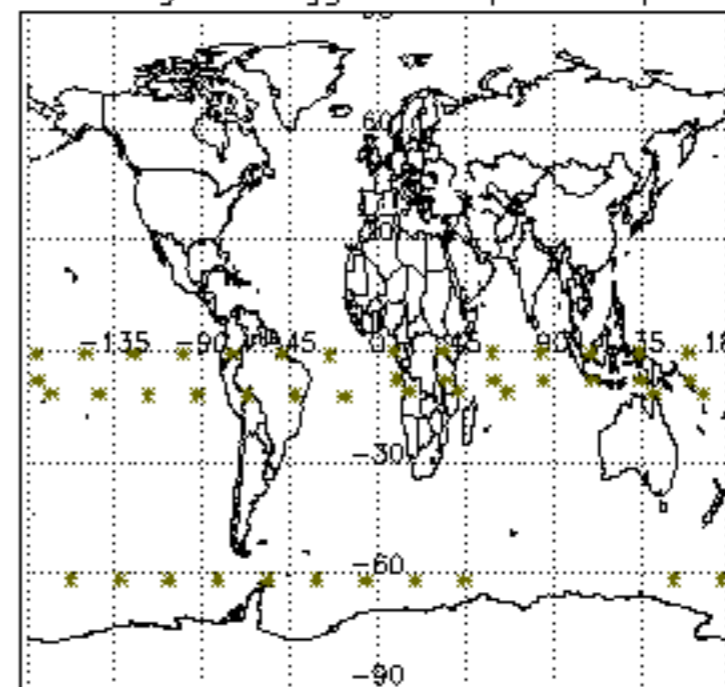
Type	Auxiliary Filename	Used since product	Used since product date
INST_PHYS_CHARACTERISTICS	GOM_INS_AXVIEC20091111_143220_20030716_120000_20500101_000000	1	08-JUN-2009 00:04:37
LEVEL-2_PROC_CONFIG	GOM_PR2_AXVIEC20091111_152718_20020301_000000_20500101_000000	1	08-JUN-2009 00:04:37
CROSS_SECTIONS_FILE	GOM_CRS_AXVIEC20091111_154832_20020301_000000_20500101_000000	1	08-JUN-2009 00:04:37



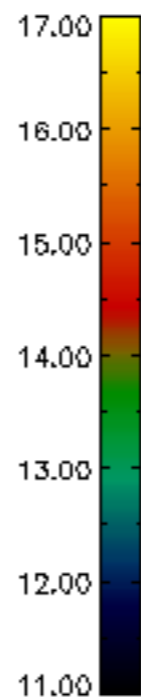
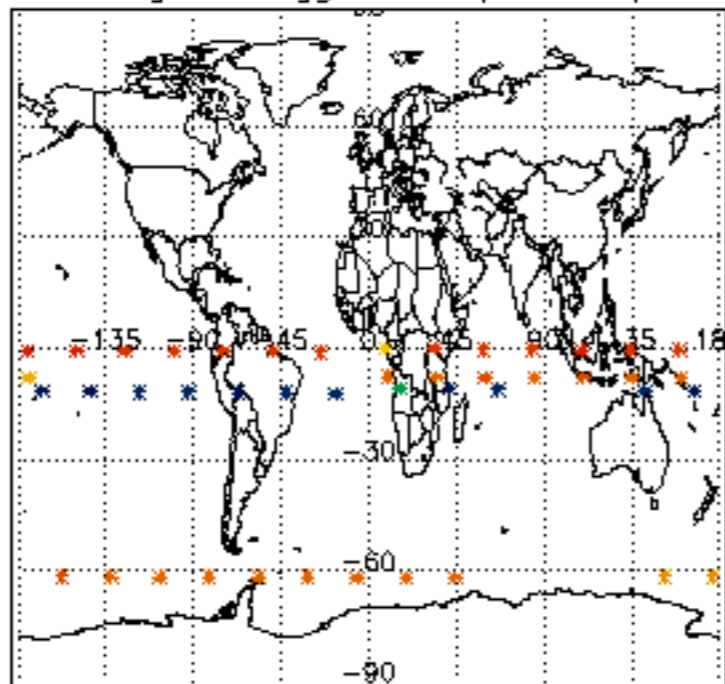
Percentage of flagged data per D3 profile



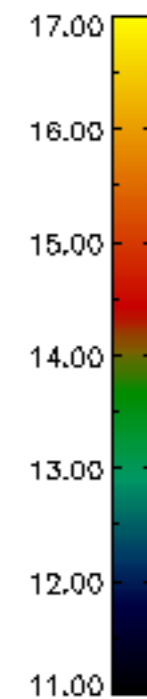
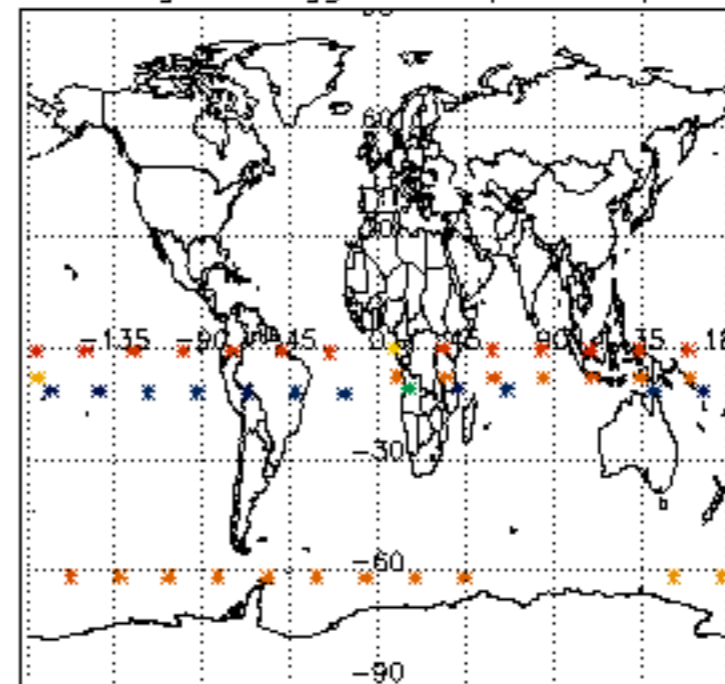
Percentage of flagged data per H2O profile

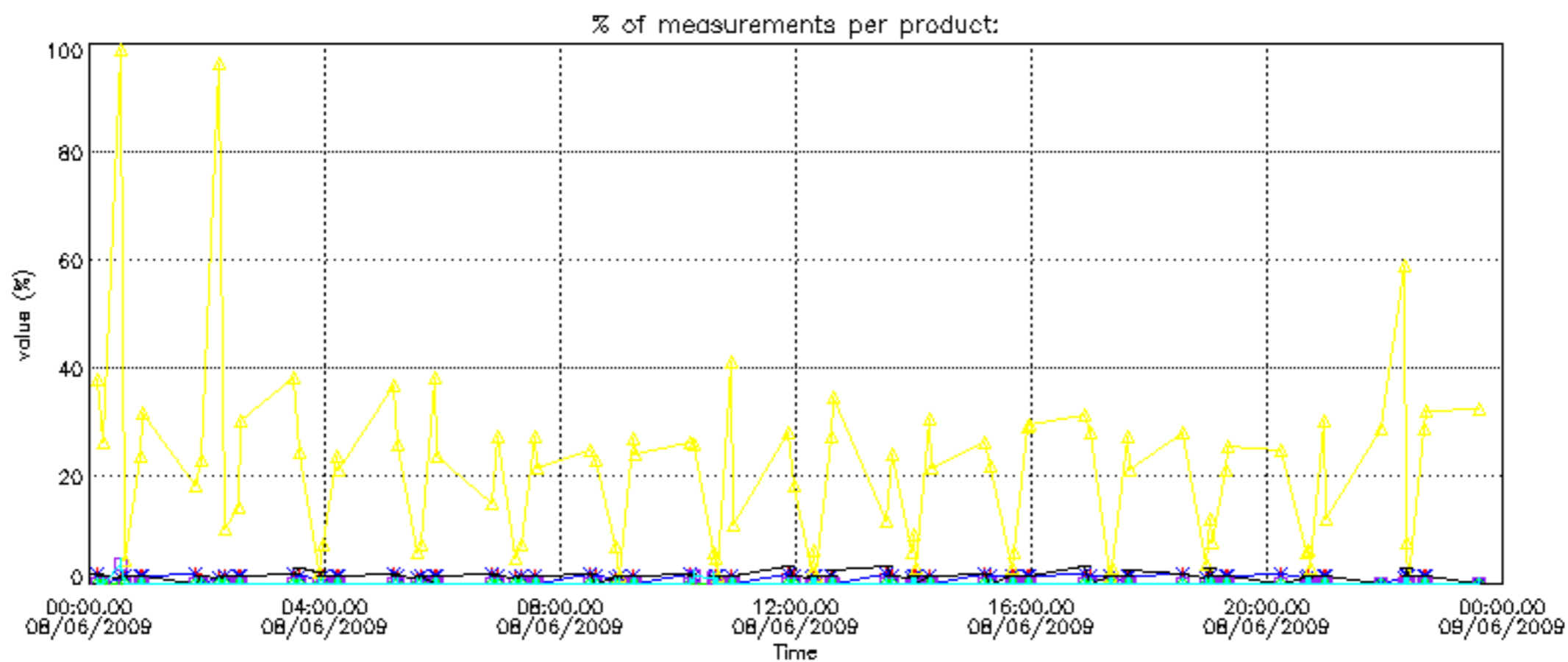


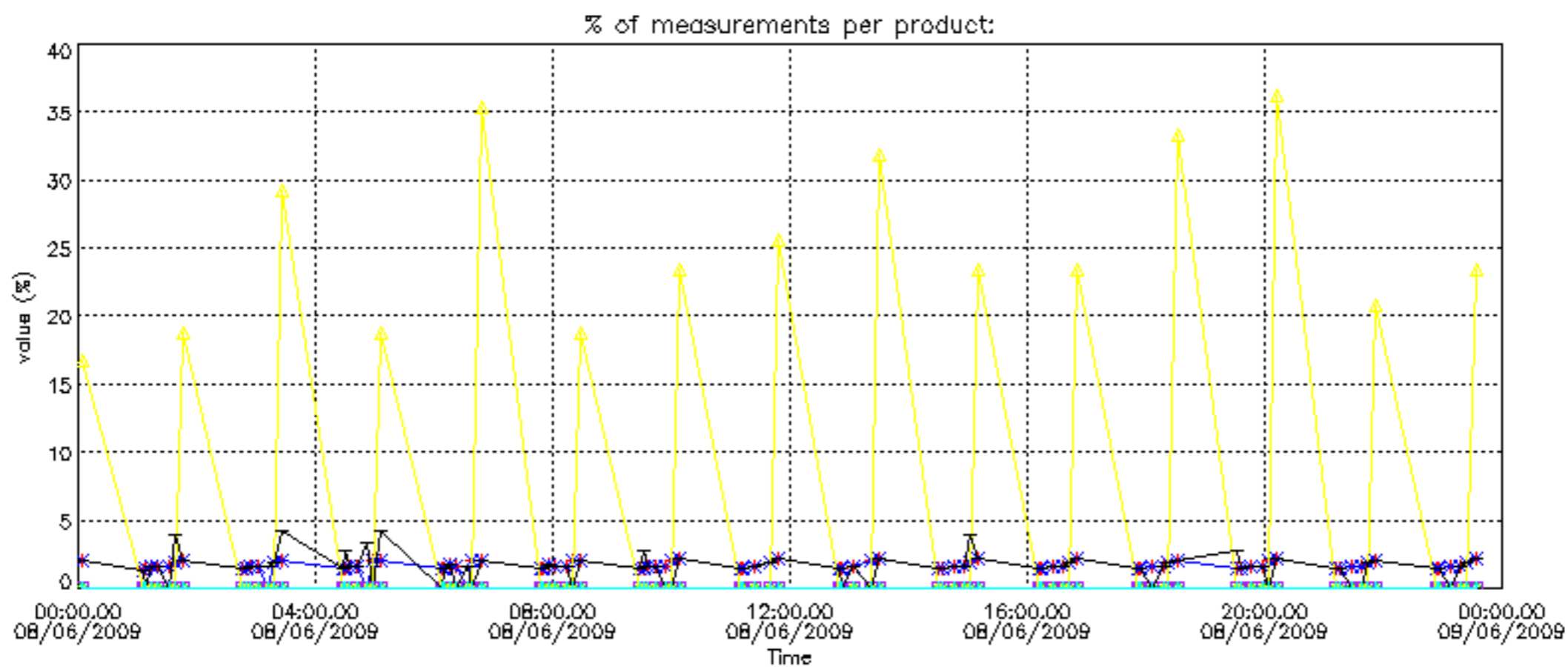
Percentage of flagged data per NO2 profile



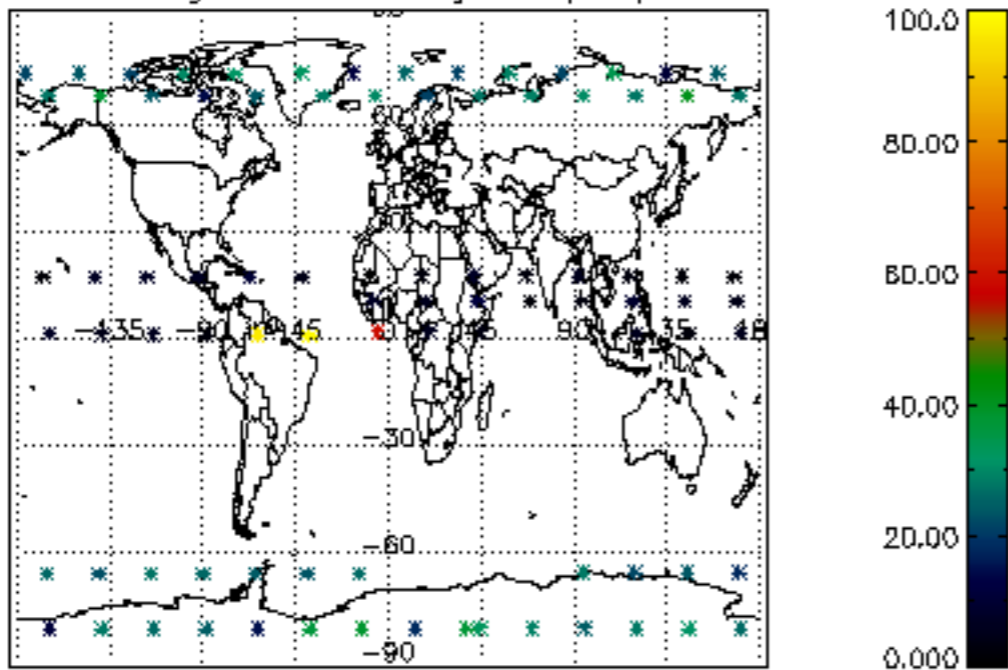
Percentage of flagged data per NO3 profile



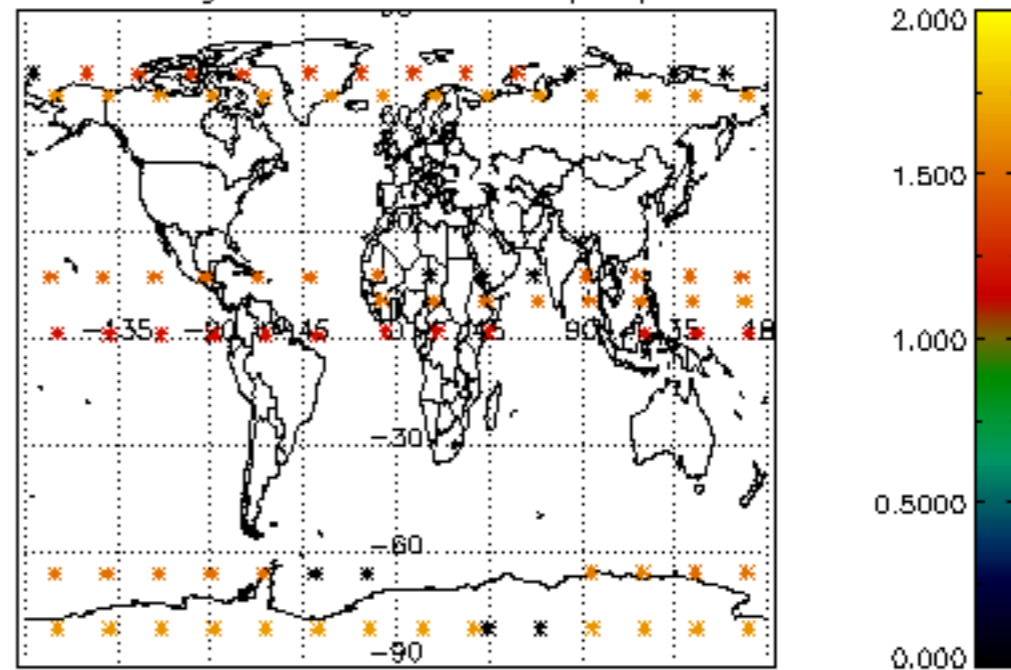




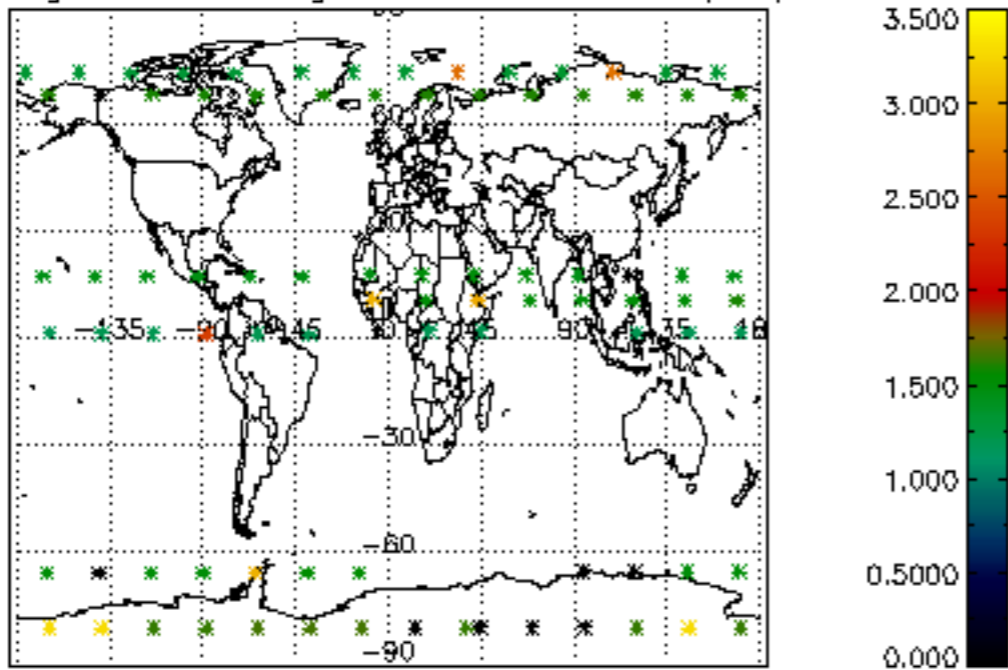
Percentage of cosmic ray hits per profile



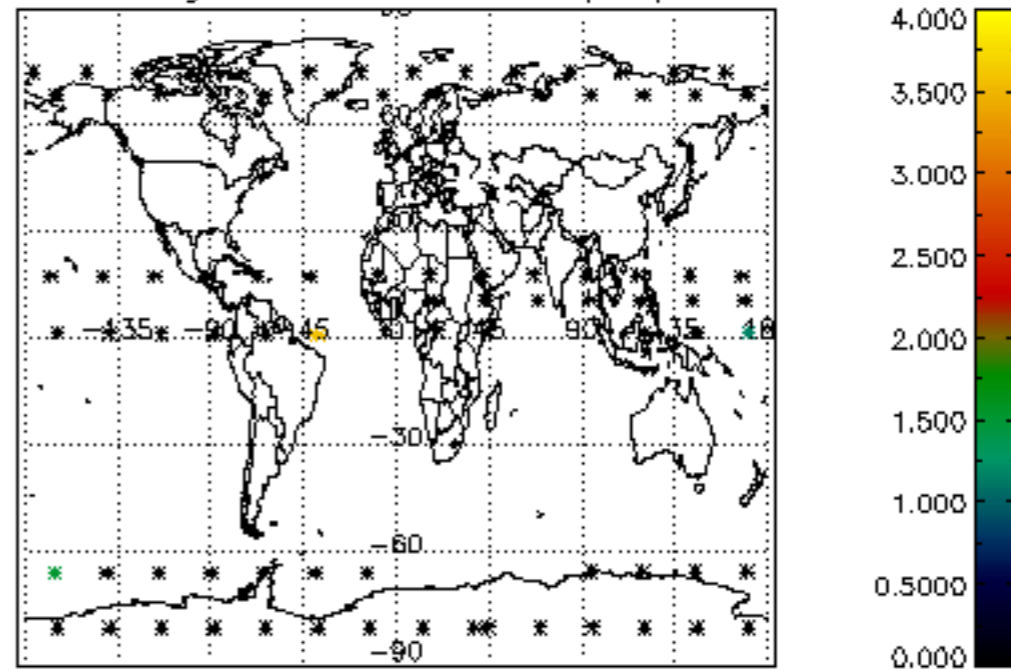
Percentage of datation errors per profile



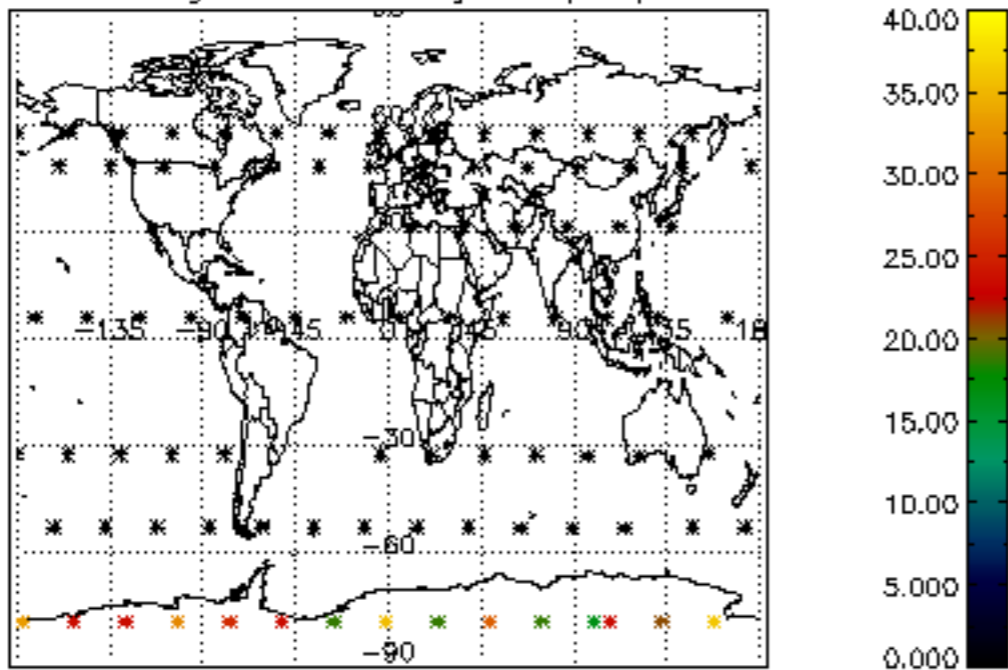
Percentage of star falling outside central band per profile



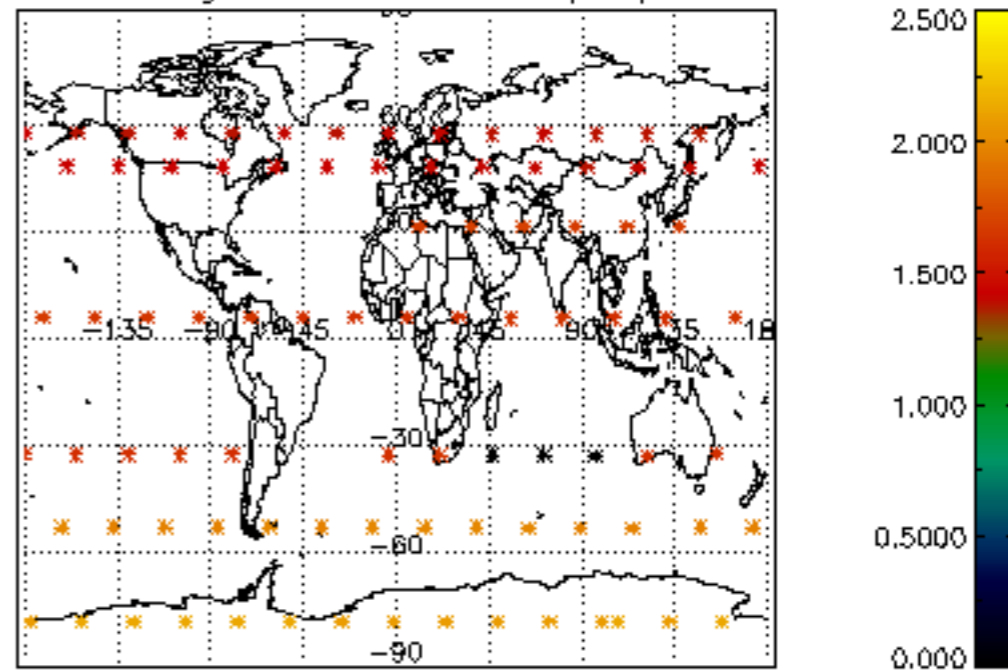
Percentage of saturation errors per profile



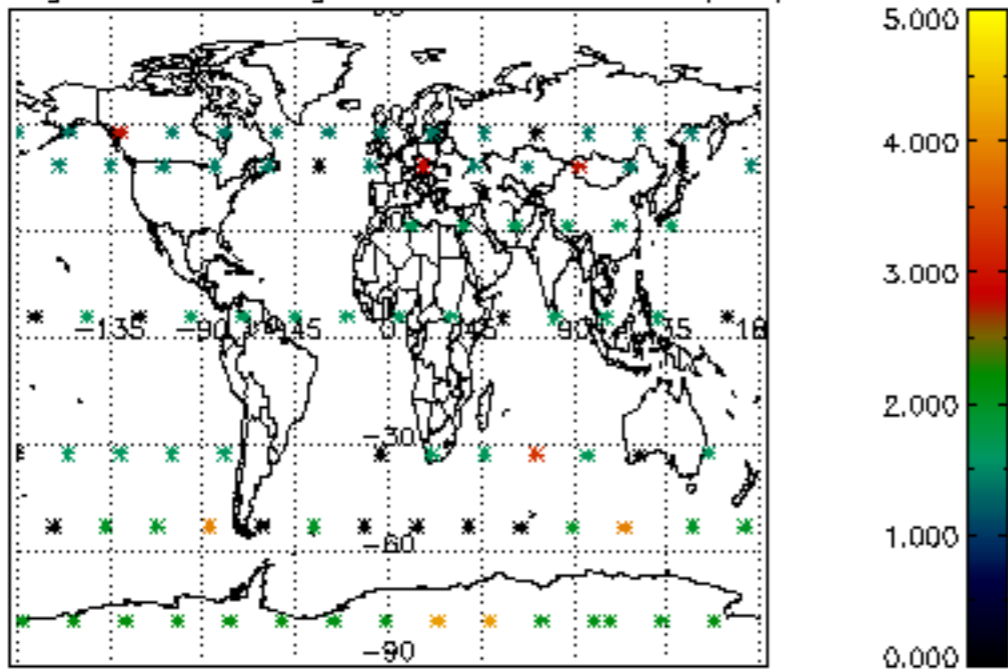
Percentage of cosmic ray hits per profile



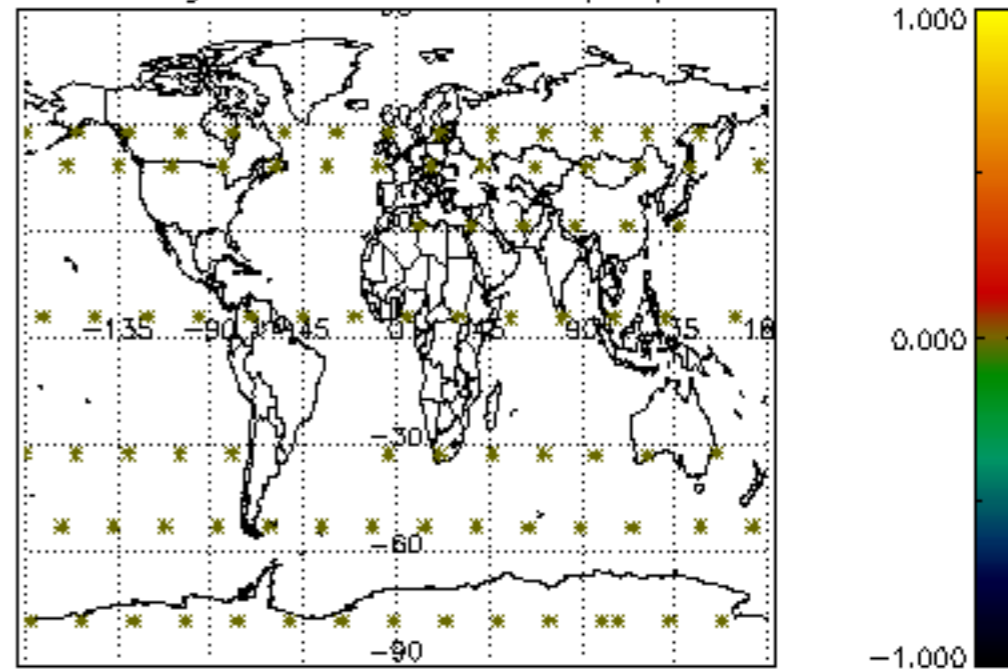
Percentage of datation errors per profile

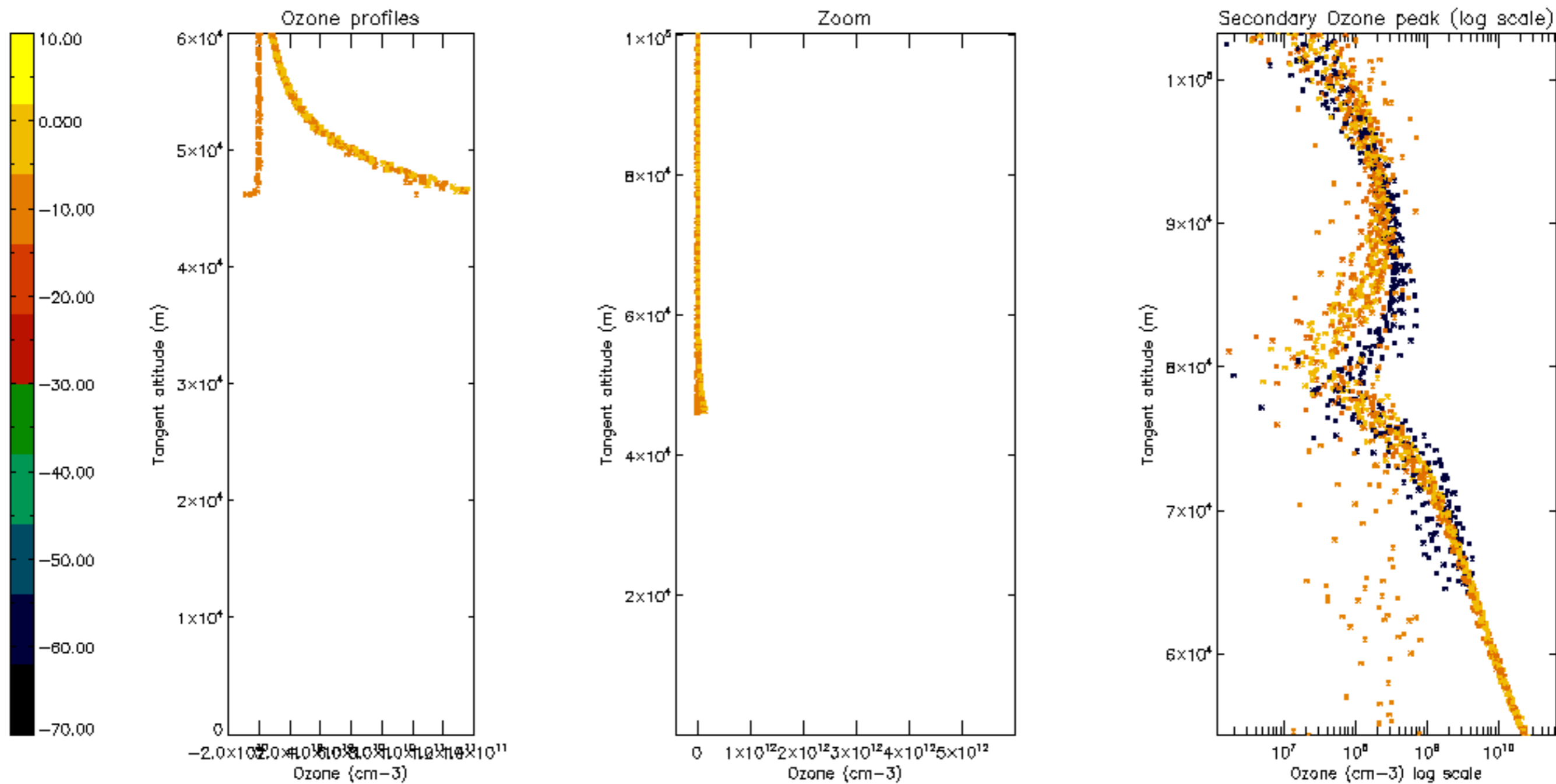


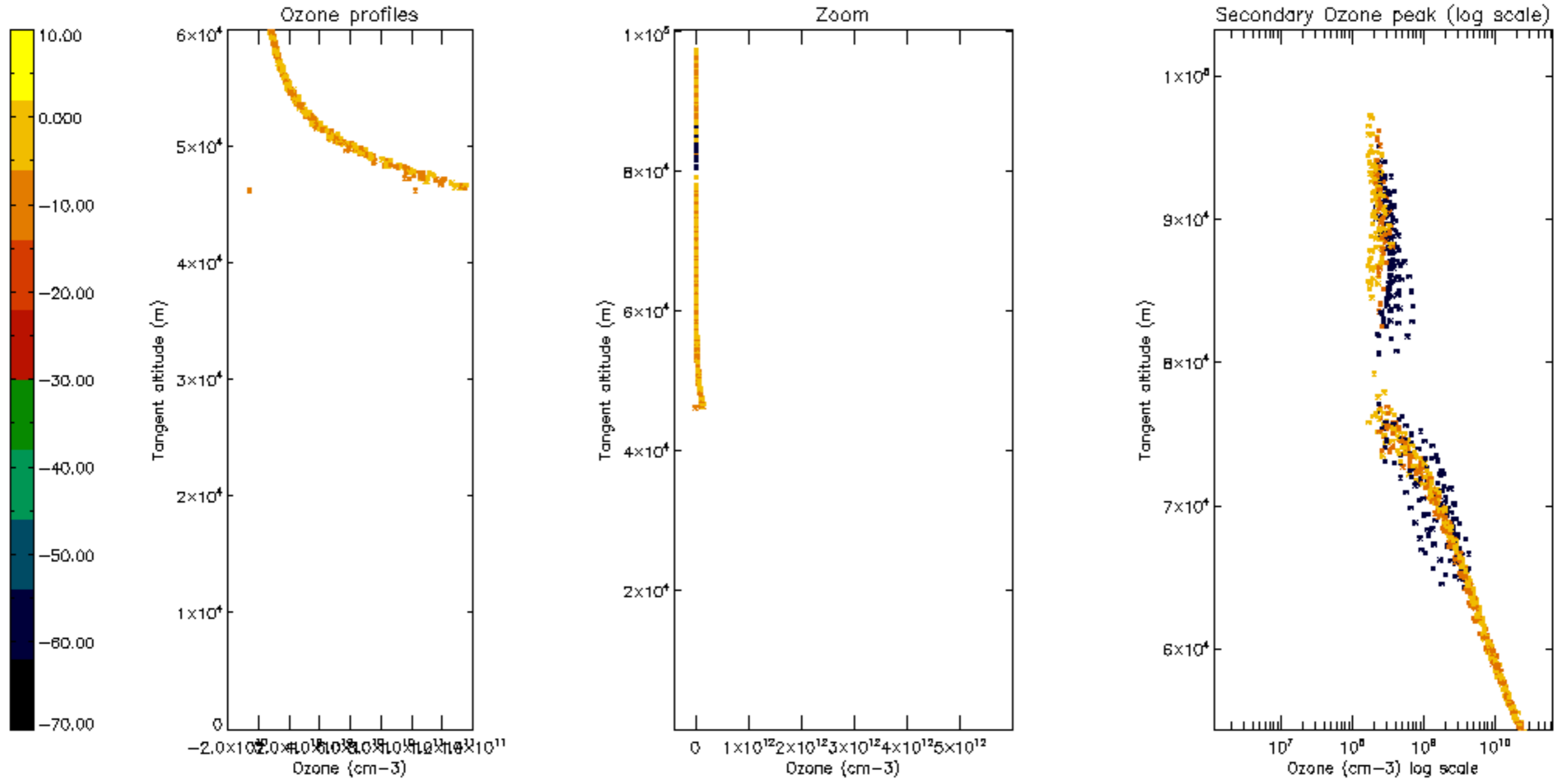
Percentage of star falling outside central band per profile

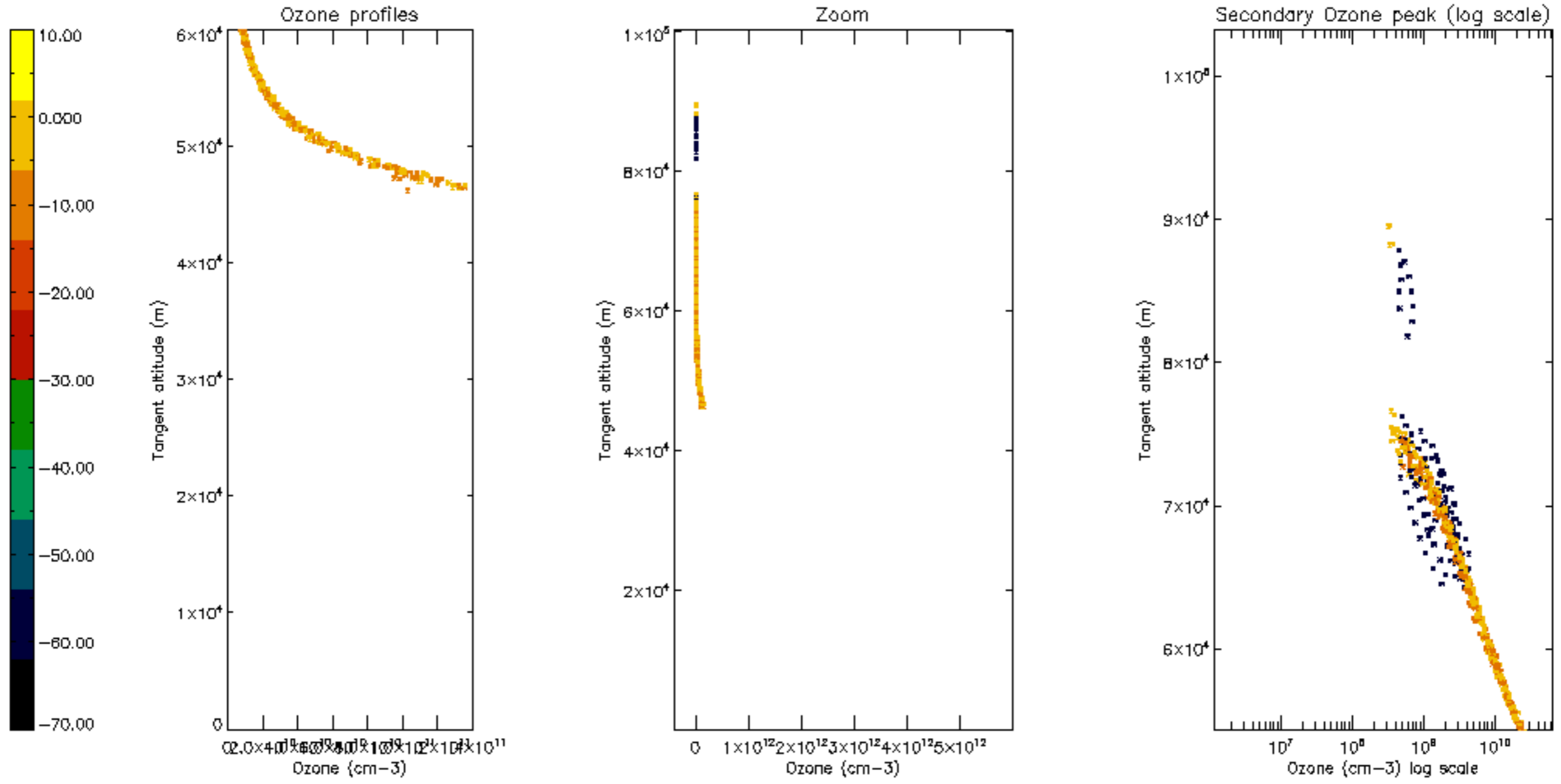


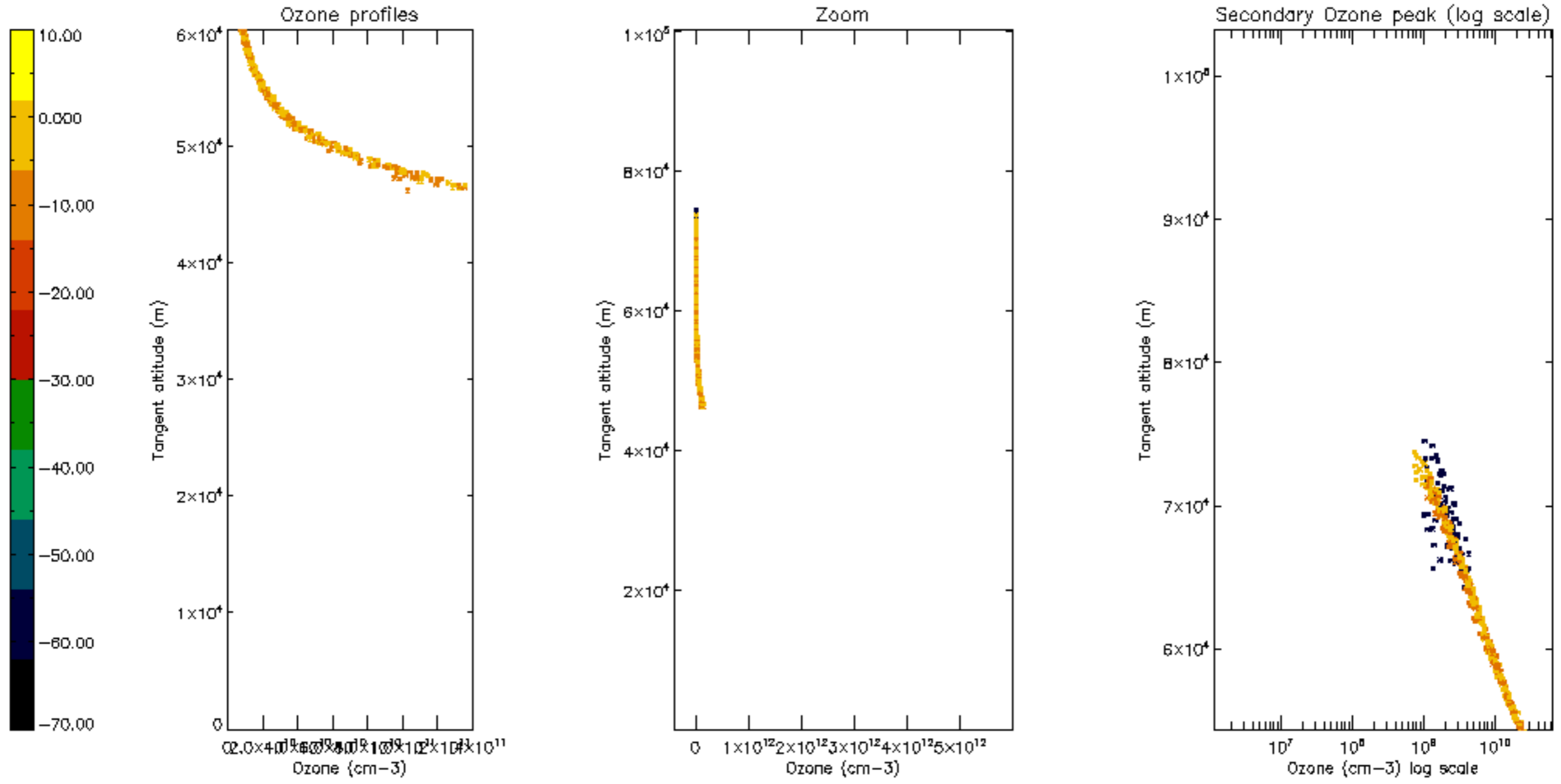
Percentage of saturation errors per profile

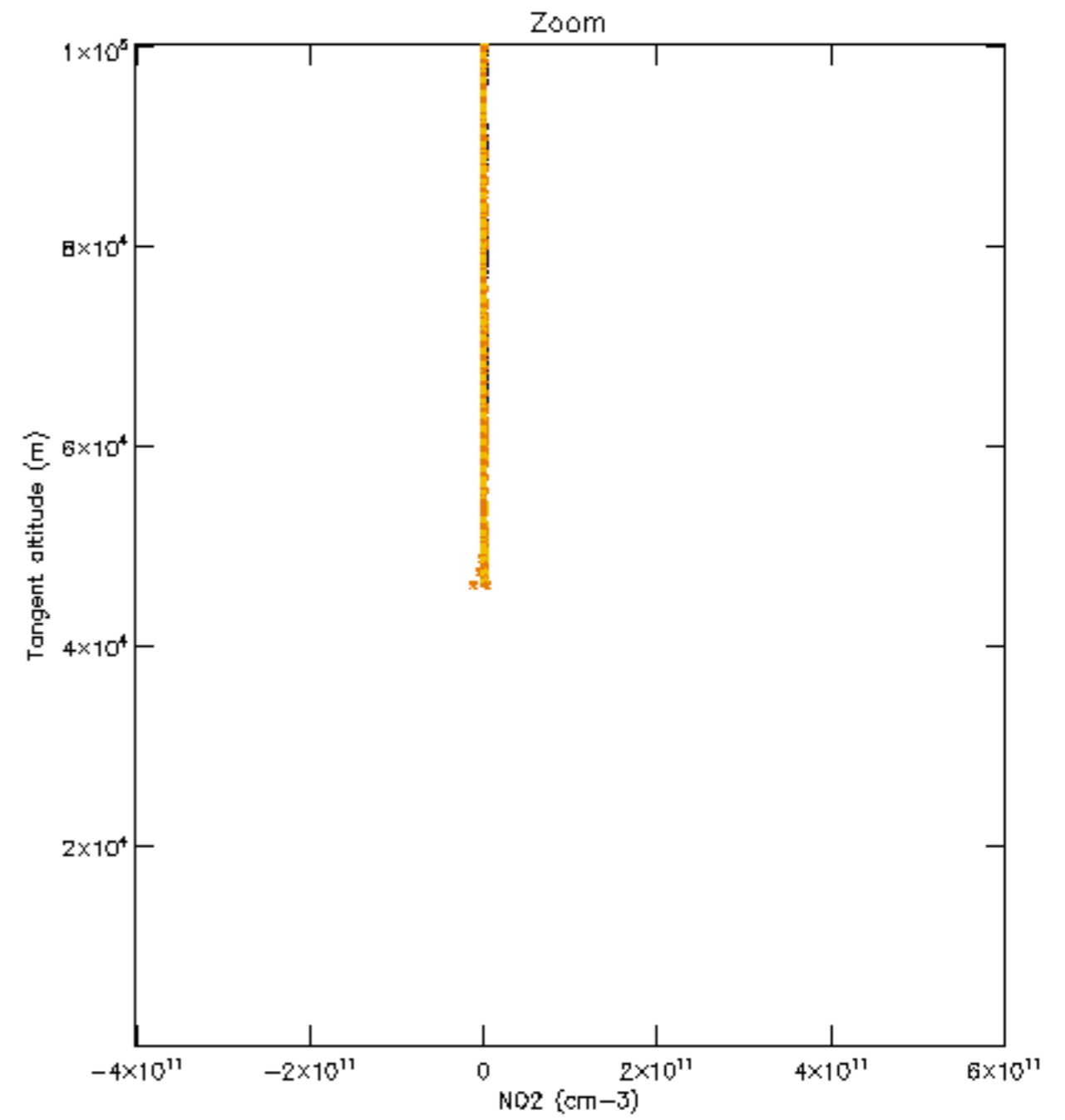
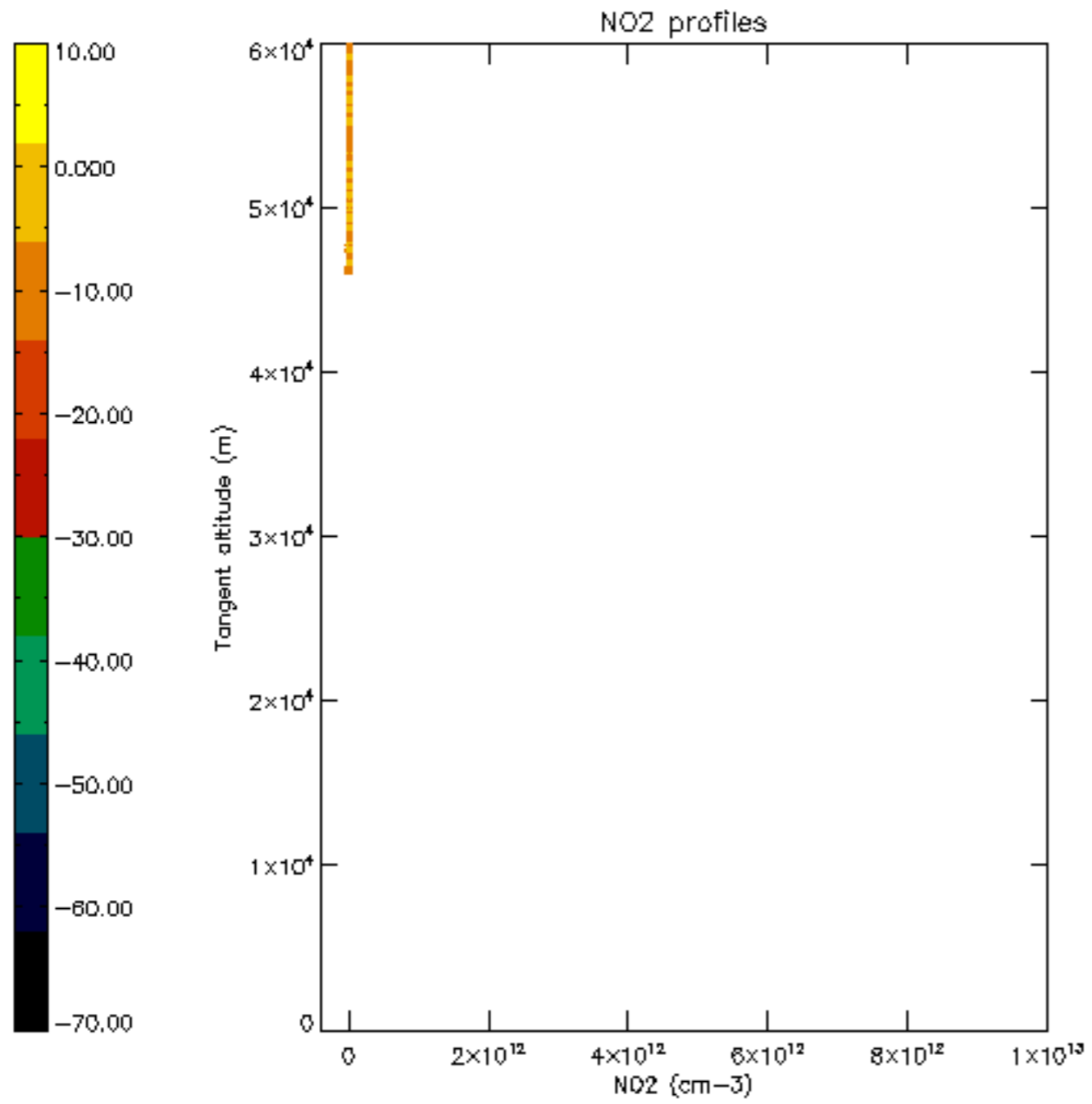


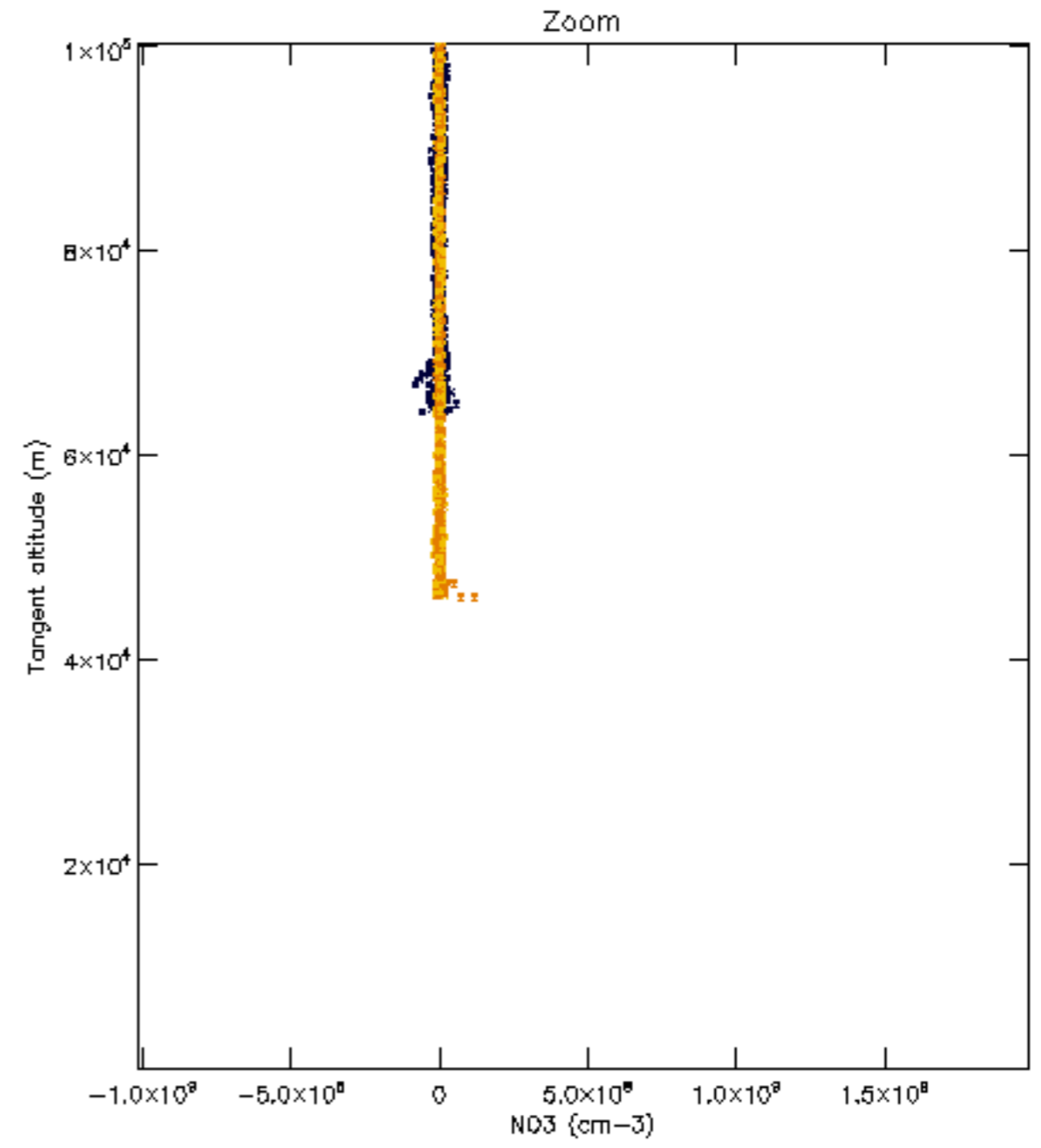
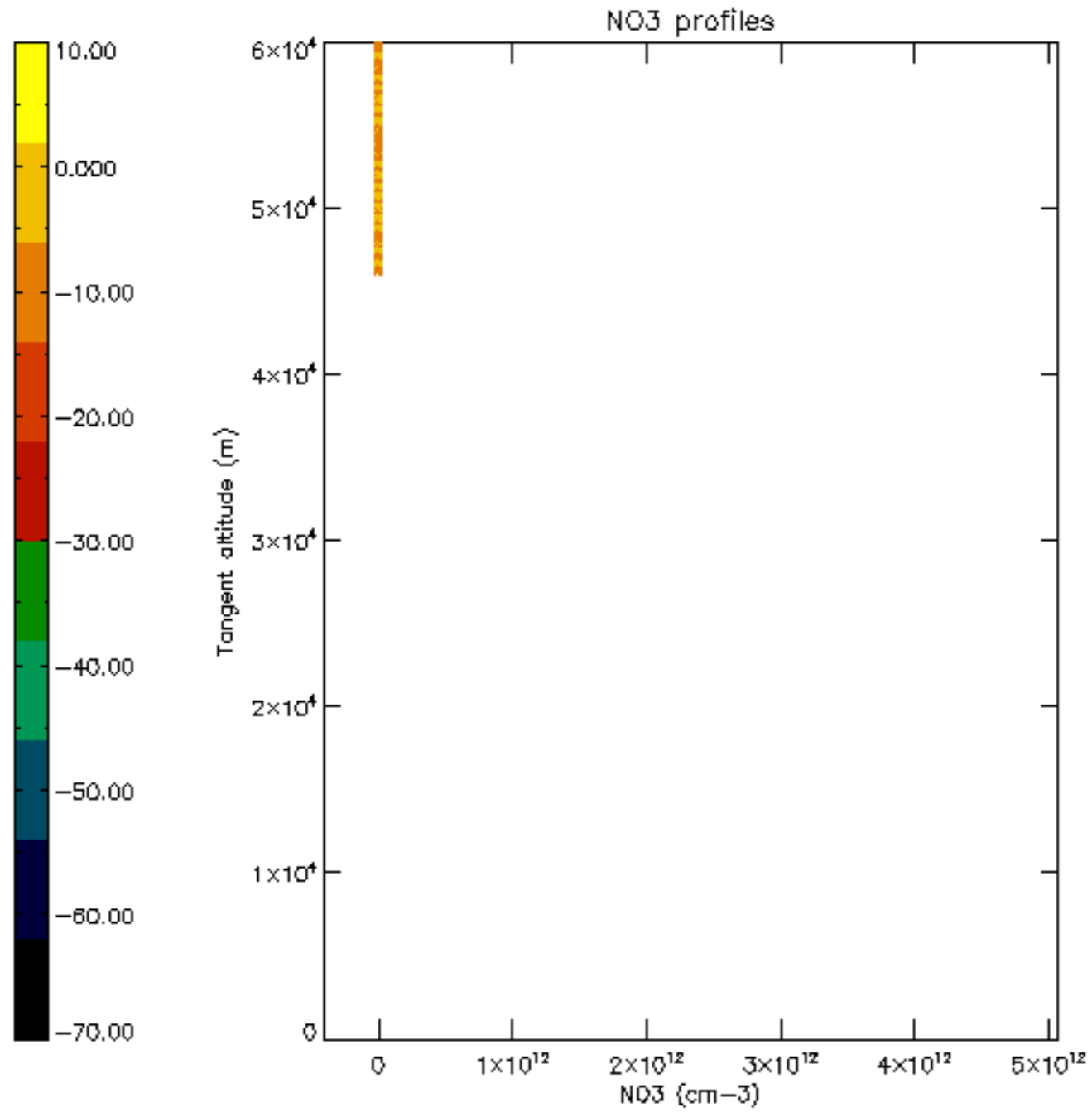


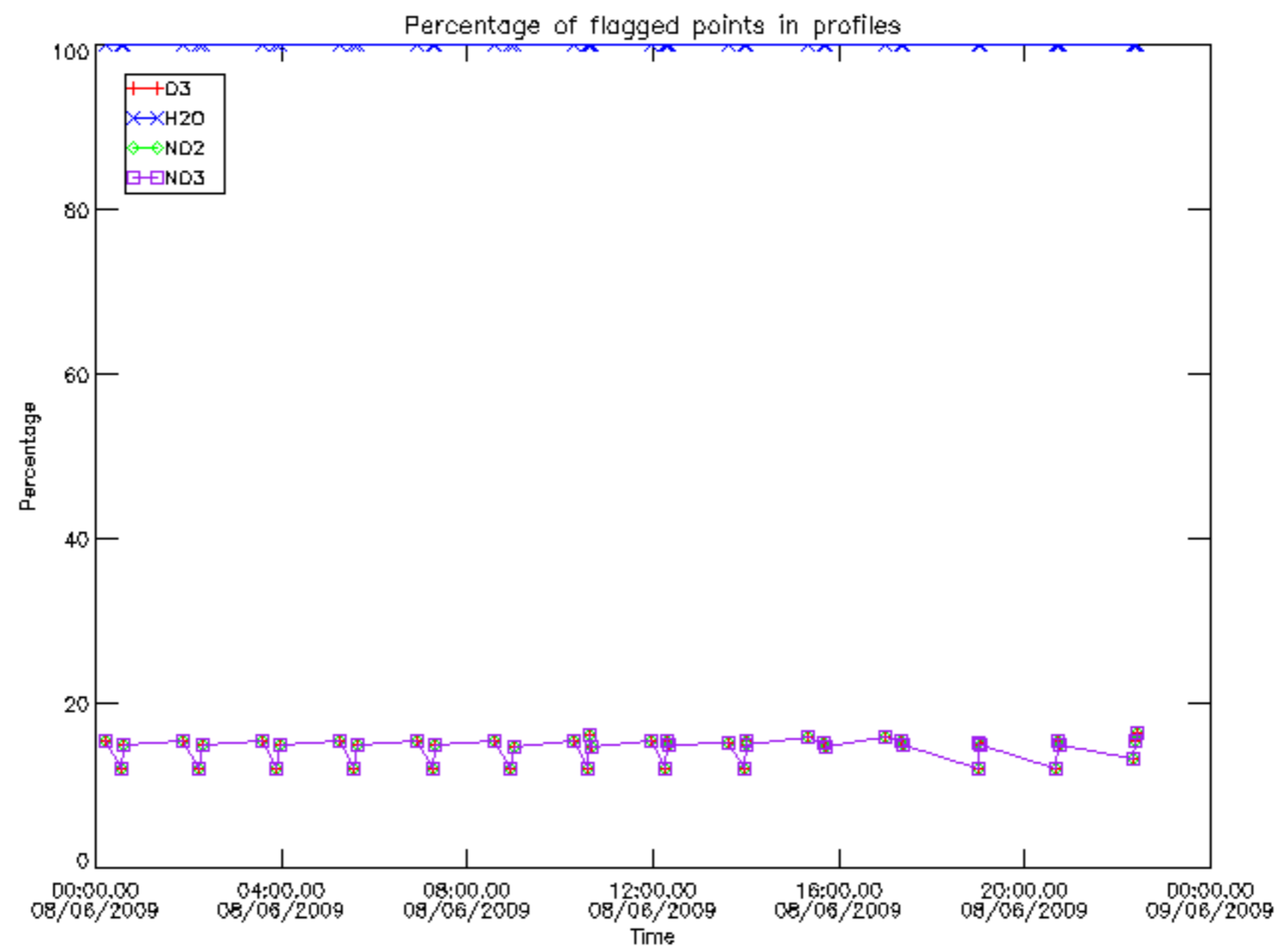




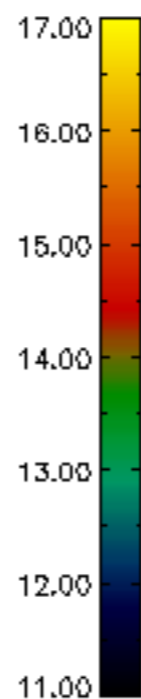
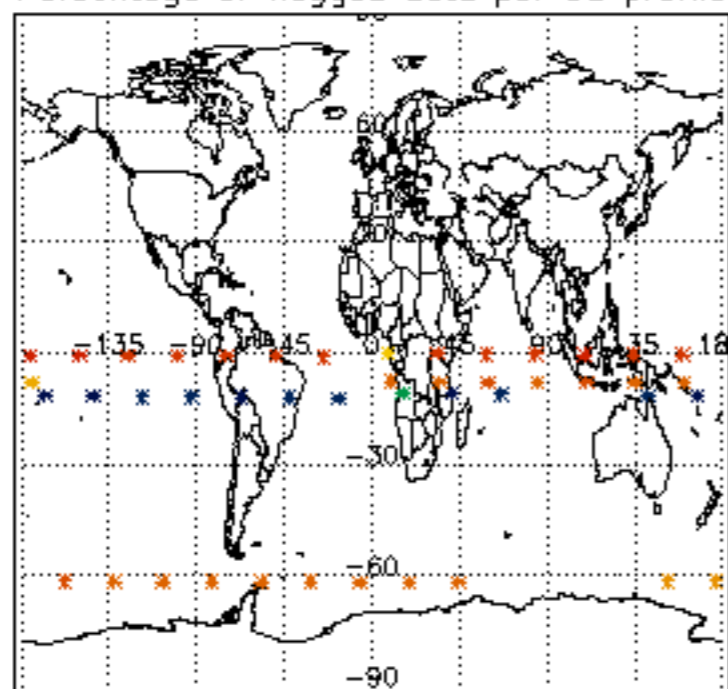




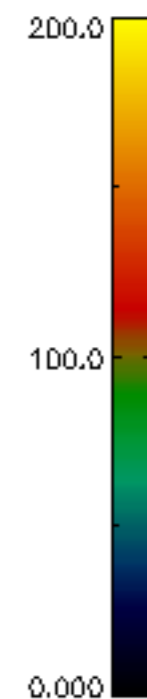
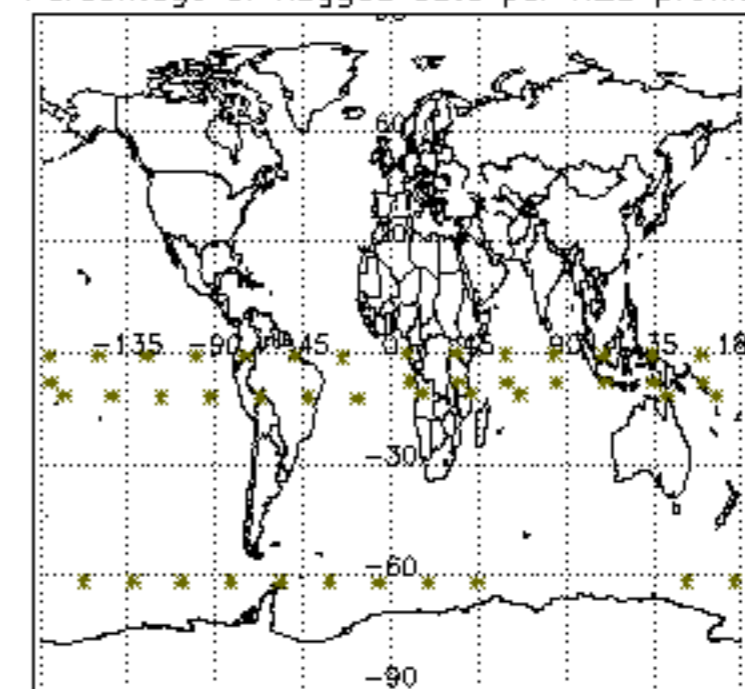




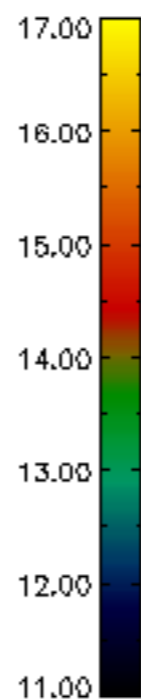
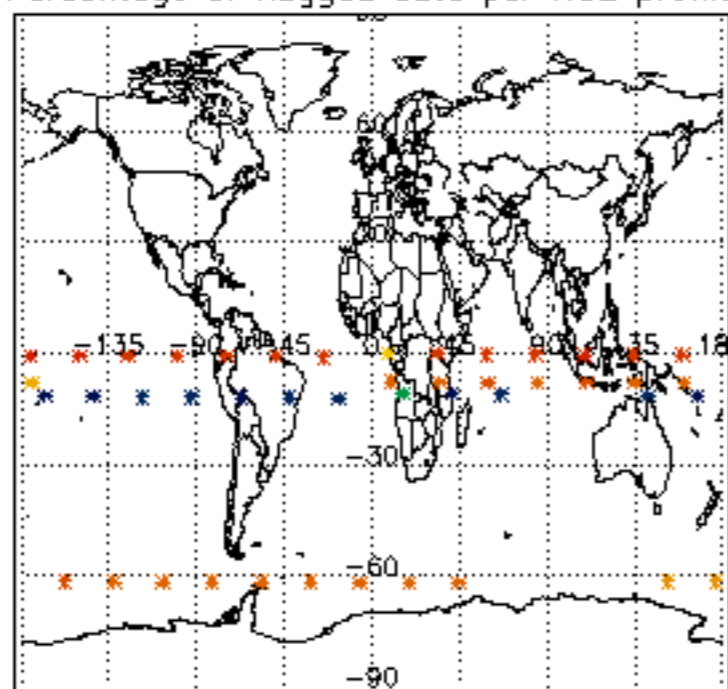
Percentage of flagged data per D3 profile



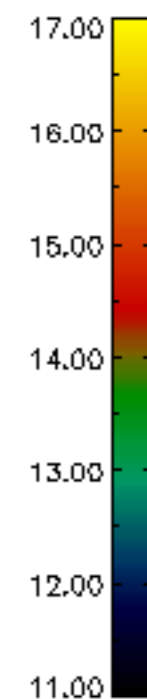
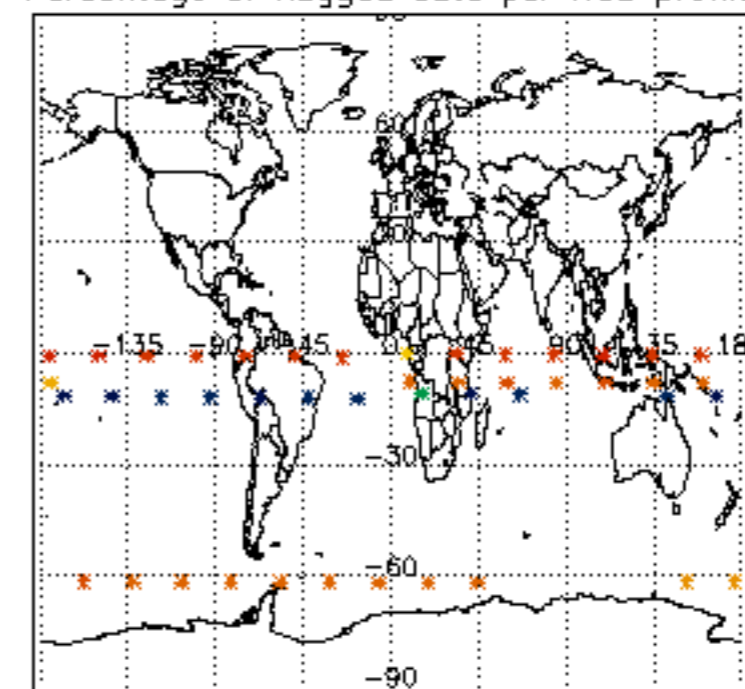
Percentage of flagged data per H2O profile

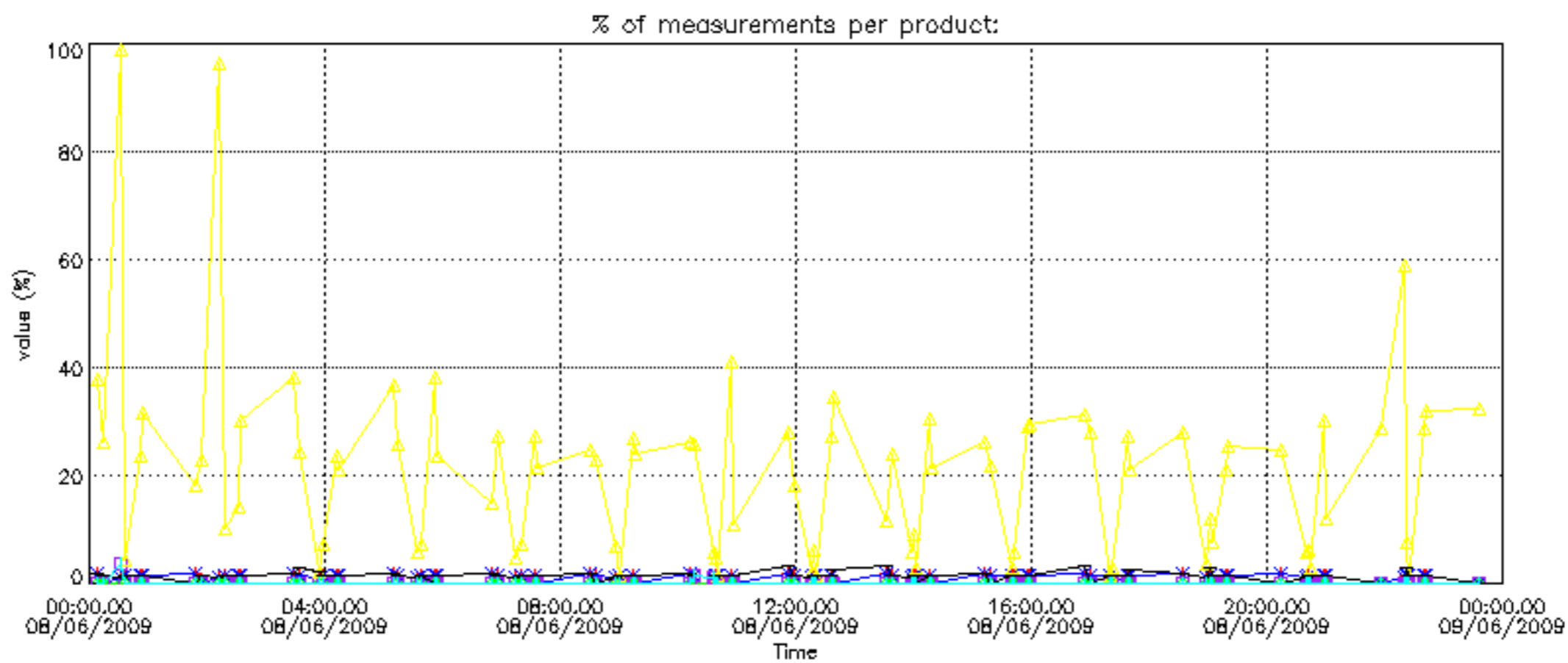


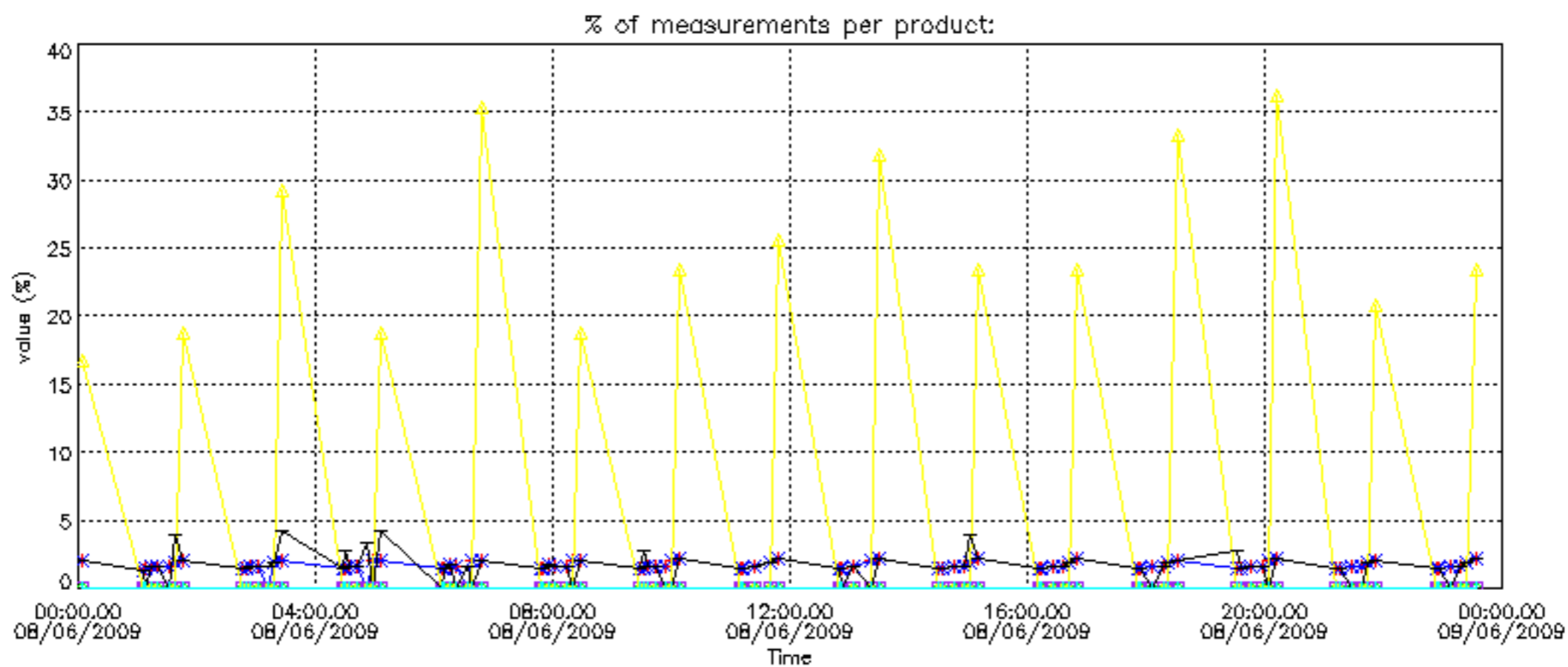
Percentage of flagged data per NO2 profile



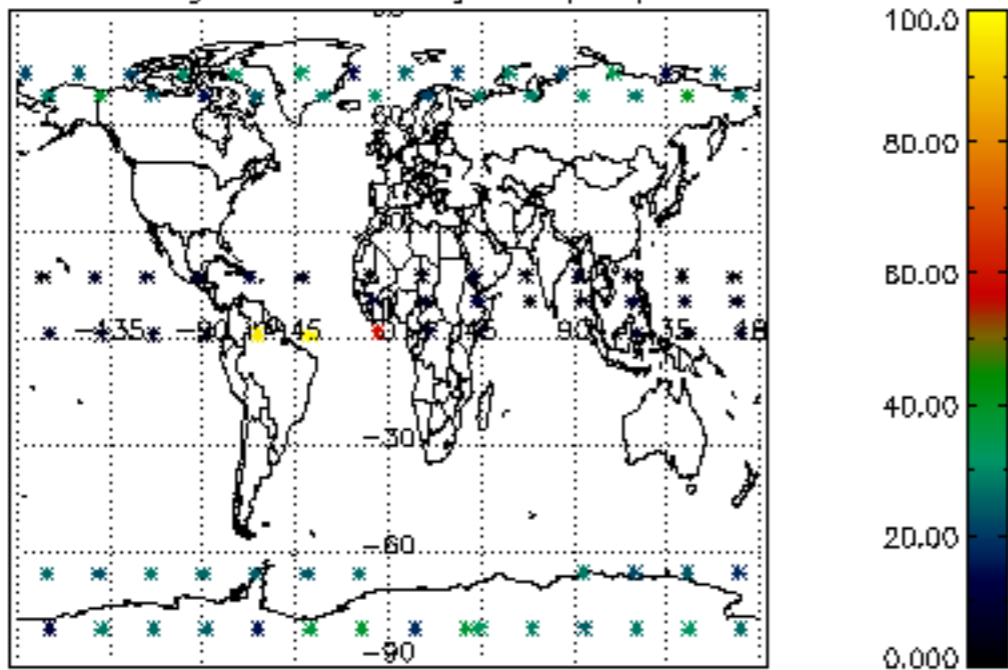
Percentage of flagged data per NO3 profile



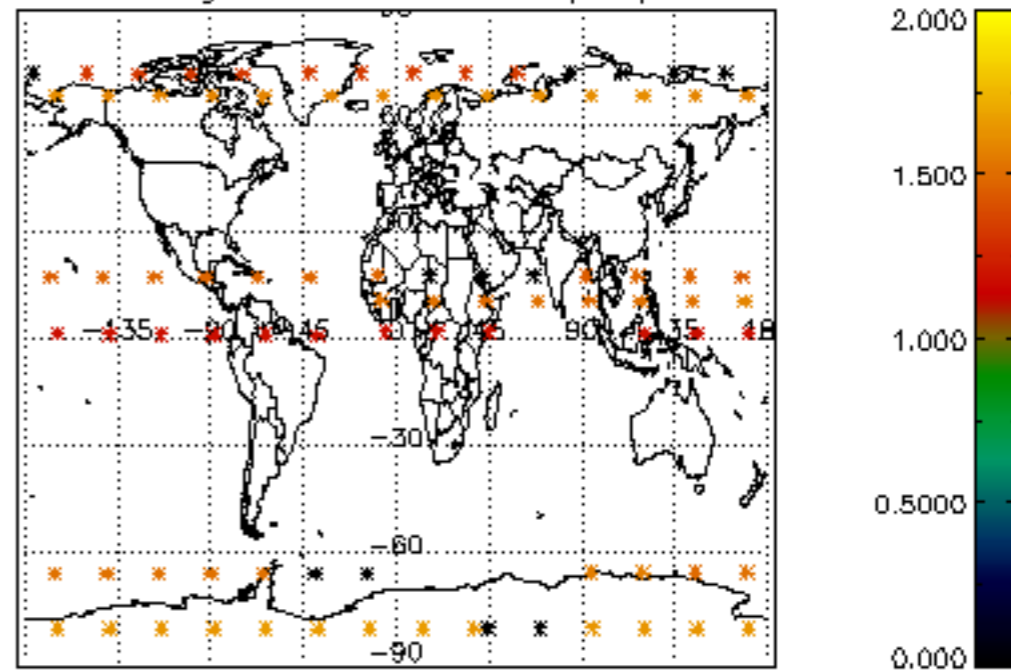




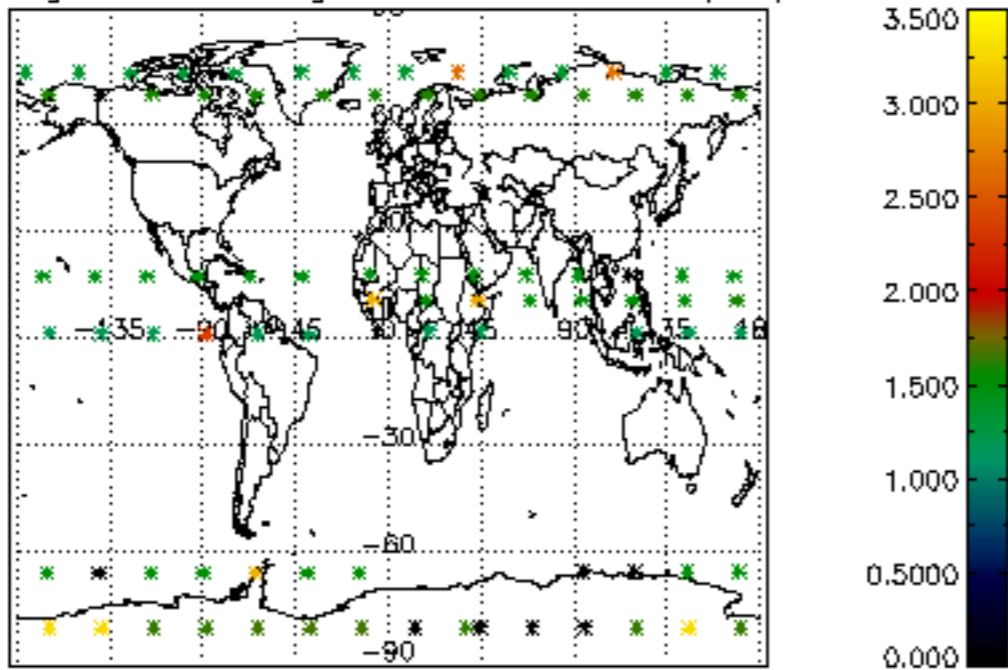
Percentage of cosmic ray hits per profile



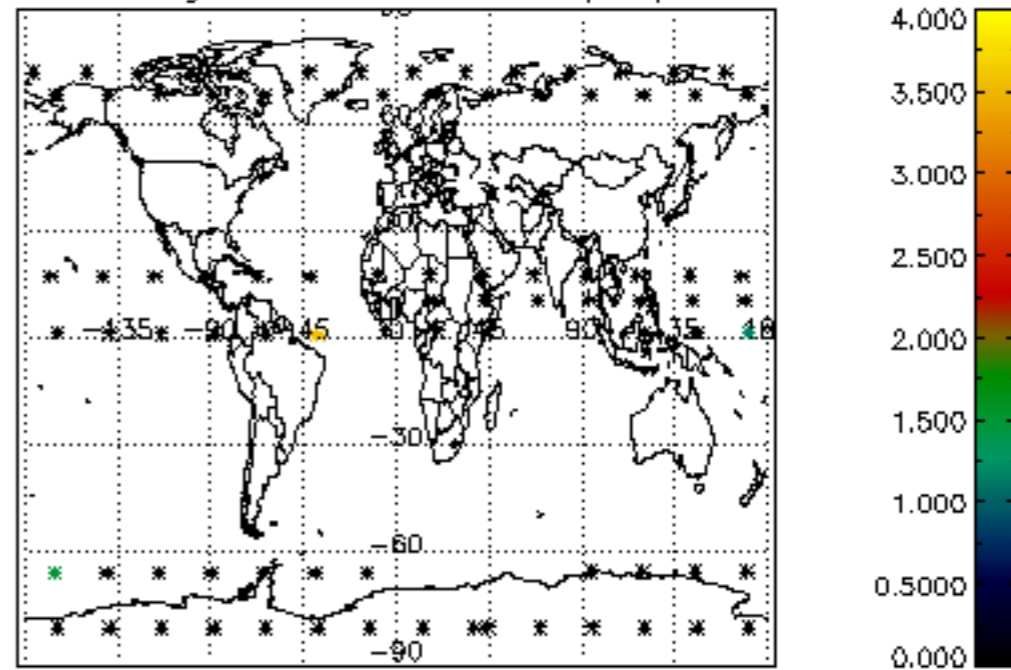
Percentage of datation errors per profile



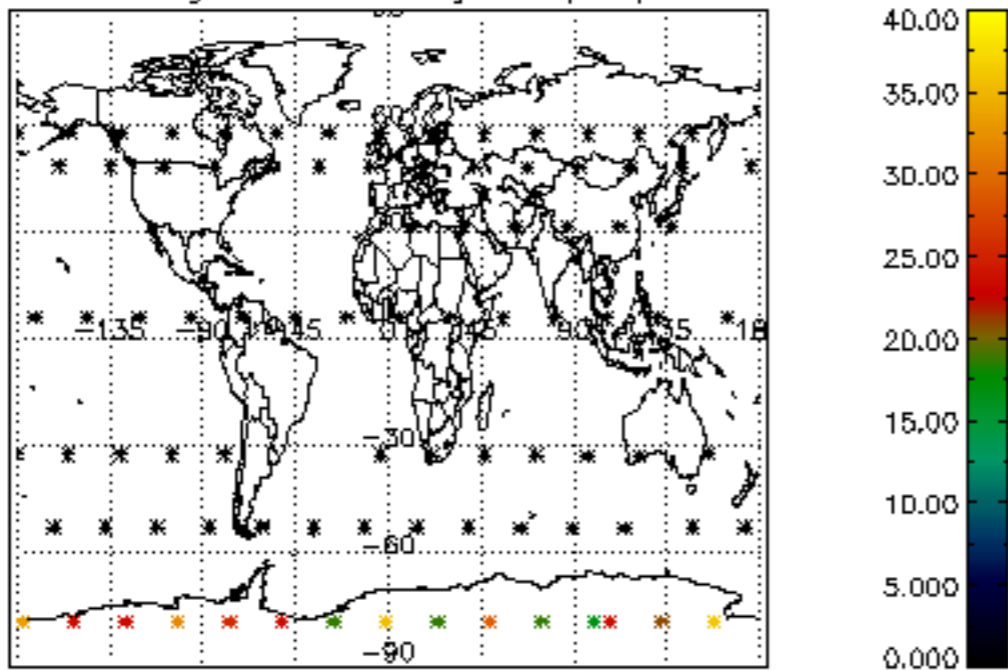
Percentage of star falling outside central band per profile



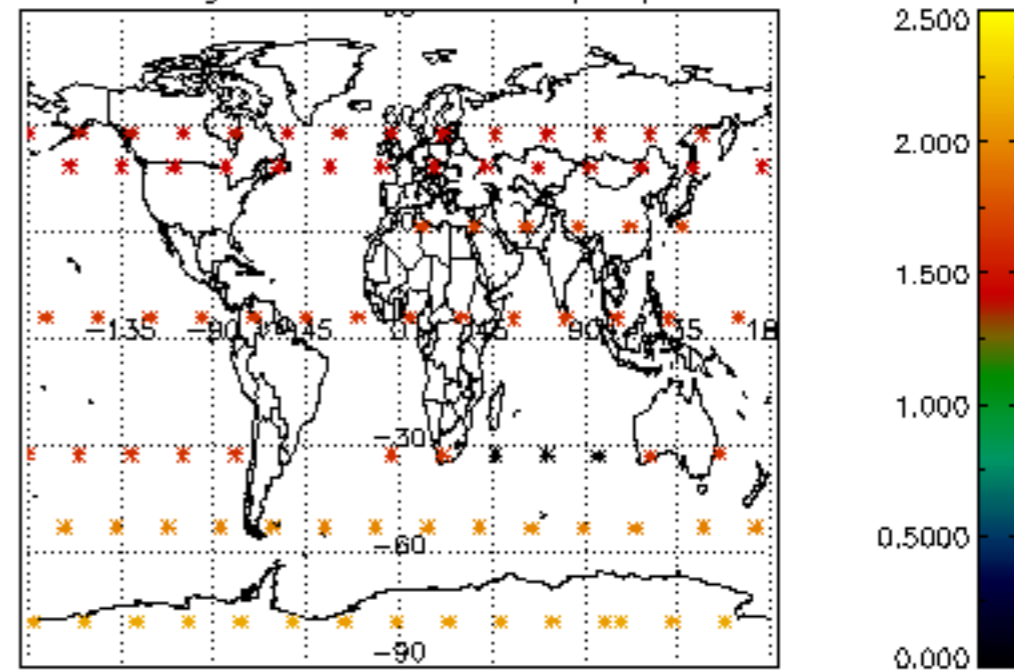
Percentage of saturation errors per profile



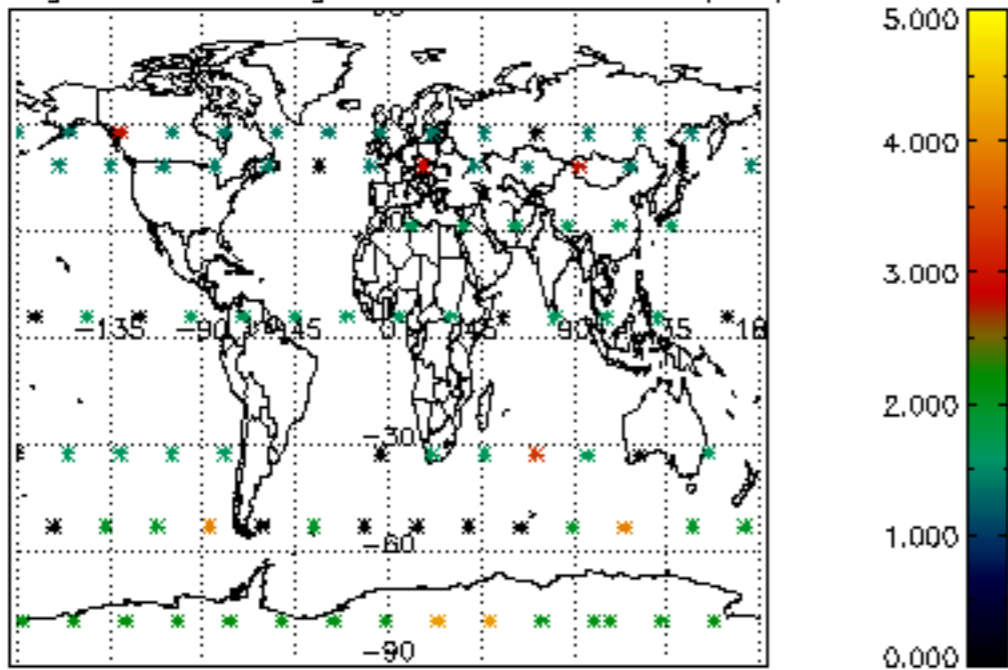
Percentage of cosmic ray hits per profile



Percentage of datation errors per profile



Percentage of star falling outside central band per profile



Percentage of saturation errors per profile

