

GOMOS Level 2 Daily Report

SUMMARY

[1. General Info](#)

[2. Summary of processed GOM_NL_2P products](#)

[3. Level 2 Quality information per product](#)

[3.1 Plot of level 2 quality information per product \(time dependant\)](#)

[3.2 Plot of level 2 quality information per product \(world map\)](#)

[4. Level 1 Quality information per product \(stored on level 2 products\)](#)

[4.1 Plot of level 1 quality information per product \(time dependant\)](#)

[4.1.1 Plot of level 1 quality information per product \(time dependant\): ASCENDING](#)

[4.1.2 Plot of level 1 quality information per product \(time dependant\): DESCENDING](#)

[4.2 Plot of level 1 quality information per product \(world map\)](#)

[4.2.1 Plot of level 1 quality information per product \(world map\): ASCENDING](#)

[4.2.2 Plot of level 1 quality information per product \(world map\): DESCENDING](#)

[5. Ozone profiles based on quality statistics and other trace gas profiles](#)

[5.1 Ozone statistics based on quality of products](#)

[5.2 Plot ozone profiles for all STD \(dark without errors\)](#)

[5.3 Plot ozone profiles where STD < 20% \(dark without errors\)](#)

[5.4. Plot ozone profiles where STD < 10% \(dark without errors\)](#)

[5.5. Plot ozone profiles where STD < 5% \(dark without errors\)](#)

[5.6 Plot NO2 profiles for all STD \(dark without errors\)](#)

[5.7 Plot NO3 profiles for all STD \(dark without errors\)](#)

[5.8 Plot H2O profiles \(only for occultations of stars 1,2,3,4,13,14,16,26,63 dark without errors\) for all STD](#)

[6. Auxiliary Data Files used for the production reported in section 2](#)

This report presents the daily analysis on parameters extracted from GOMOS level 2 data (GOM_NL__2P). It is intended to monitor some important parameters that will impact the quality of these products. A list of level 2 products (and content) that have arrived during the reporting day to the PCF is also given.

| Item | Value |
|---------------------------|---------------------------------|
| Time of report generation | 26APR2013 09:36:28 |
| Data source version | GOMOS/6.01 |
| Start time of products | 19-05-2009 (19MAY2009 00:00:00) |
| Stop time of products | 20-05-2009 (20MAY2009 00:00:00) |
| Store outputs in DB | Yes |
| Nb of level 2 prods | 147 |
| Nb of prods with errors | 0 |

2. Summary of processed GOM_NL__2P products.

| Nr | Filename | UTC Start time | Limb | Duration | Star Id | Star Name | Star Mag | Star Temp | Nb Meas | Orbit | Prod. error |
|----|--|----------------------|----------------|----------|---------|-----------|----------|-----------|---------|-------|-------------|
| 1 | GOM_NL__2PRFIN20090519_000011_000000402079_00102_37731_6043.N1 | 19-MAY-2009 00:00:11 | Bright | 39.500 | 67 | 5Alp CrB | 2.2210 | 11000. | 79 | 37731 | No |
| 2 | GOM_NL__2PRFIN20090519_001109_000000422079_00102_37731_6044.N1 | 19-MAY-2009 00:11:09 | Bright | 42.000 | 119 | 14Eta Dra | 2.7270 | 4700.0 | 84 | 37731 | No |
| 3 | GOM_NL__2PRFIN20090519_002205_000000452079_00102_37731_6045.N1 | 19-MAY-2009 00:22:05 | Bright | 44.500 | 89 | 5Alp Cep | 2.4510 | 8000.0 | 89 | 37731 | No |
| 4 | GOM_NL__2PRFIN20090519_004124_000000572079_00102_37731_6046.N1 | 19-MAY-2009 00:41:24 | Dark | 57.000 | 90 | 54Alp Peg | 2.4870 | 11000. | 114 | 37731 | No |
| 5 | GOM_NL__2PRFIN20090519_075839_000000502079_00107_37736_6109.N1 | 19-MAY-2009 07:58:39 | Straylight | 50.000 | 40 | The Sco | 1.8590 | 7100.0 | 100 | 37736 | No |
| 6 | GOM_NL__2PRFIN20090519_080031_000000542079_00107_37736_6110.N1 | 19-MAY-2009 08:00:31 | Straylight | 53.500 | 25 | 35Lam Sco | 1.6200 | 28000. | 107 | 37736 | No |
| 7 | GOM_NL__2PRFIN20090519_080242_000000542079_00107_37736_6111.N1 | 19-MAY-2009 08:02:42 | Twilight_stray | 53.500 | 75 | 26Eps Sco | 2.2910 | 4250.0 | 107 | 37736 | No |
| 8 | GOM_NL__2PRFIN20090519_080541_000000542079_00107_37736_6112.N1 | 19-MAY-2009 08:05:41 | Twilight_stray | 53.500 | 16 | 21Alp Sco | 1.0200 | 3000.0 | 107 | 37736 | No |
| 9 | GOM_NL__2PRFIN20090519_081119_000000502079_00107_37736_6113.N1 | 19-MAY-2009 08:11:19 | Bright | 49.500 | 98 | 13Zet Oph | 2.5710 | 30000. | 99 | 37736 | No |
| 10 | GOM_NL__2PRFIN20090519_081344_000000472079_00107_37736_6114.N1 | 19-MAY-2009 08:13:44 | Bright | 46.500 | 120 | 1Del Oph | 2.7340 | 3200.0 | 93 | 37736 | No |
| 11 | GOM_NL__2PRFIN20090519_081652_000000422079_00107_37736_6115.N1 | 19-MAY-2009 08:16:52 | Bright | 42.000 | 102 | 24Alp Ser | 2.6000 | 4250.0 | 84 | 37736 | No |
| 12 | GOM_NL__2PRFIN20090519_082309_000000432079_00107_37736_6116.N1 | 19-MAY-2009 08:23:09 | Bright | 42.500 | 67 | 5Alp CrB | 2.2210 | 11000. | 85 | 37736 | No |
| 13 | GOM_NL__2PRFIN20090519_083407_000000392079_00107_37736_6117.N1 | 19-MAY-2009 08:34:07 | Bright | 38.500 | 119 | 14Eta Dra | 2.7270 | 4700.0 | 77 | 37736 | No |
| 14 | GOM_NL__2PRFIN20090519_084503_000000412079_00107_37736_6118.N1 | 19-MAY-2009 08:45:03 | Bright | 40.500 | 89 | 5Alp Cep | 2.4510 | 8000.0 | 81 | 37736 | No |
| 15 | GOM_NL__2PRFIN20090519_085927_000000642079_00107_37736_6119.N1 | 19-MAY-2009 08:59:27 | Twilight_stray | 63.500 | 93 | 53Bet Peg | 2.5200 | 3100.0 | 127 | 37736 | No |
| 16 | GOM_NL__2PRFIN20090519_090427_000000572079_00107_37736_6120.N1 | 19-MAY-2009 09:04:27 | Dark | 57.000 | 90 | 54Alp Peg | 2.4870 | 11000. | 114 | 37736 | No |
| 17 | GOM_NL__2PRFIN20090519_091818_000000532079_00107_37736_6121.N1 | 19-MAY-2009 09:18:18 | Dark | 53.000 | 18 | 24Alp PsA | 1.1660 | 9700.0 | 106 | 37736 | No |
| 18 | GOM_NL__2PRFIN20090519_092337_000000492079_00108_37737_6123.N1 | 19-MAY-2009 09:23:37 | Dark | 48.500 | 172 | Gam Gru | 3.0030 | 13100. | 97 | 37737 | No |
| 19 | GOM_NL__2PRFIN20090519_093915_000000502079_00108_37737_6124.N1 | 19-MAY-2009 09:39:15 | Straylight | 50.000 | 40 | The Sco | 1.8590 | 7100.0 | 100 | 37737 | No |
| 20 | GOM_NL__2PRFIN20090519_094107_000000542079_00108_37737_6125.N1 | 19-MAY-2009 09:41:07 | Straylight | 54.000 | 25 | 35Lam Sco | 1.6200 | 28000. | 108 | 37737 | No |
| 21 | GOM_NL__2PRFIN20090519_094318_000000532079_00108_37737_6126.N1 | 19-MAY-2009 09:43:18 | Twilight_stray | 53.000 | 75 | 26Eps Sco | 2.2910 | 4250.0 | 106 | 37737 | No |
| 22 | GOM_NL__2PRFIN20090519_094617_000000622079_00108_37737_6127.N1 | 19-MAY-2009 09:46:17 | Twilight_stray | 62.000 | 16 | 21Alp Sco | 1.0200 | 3000.0 | 124 | 37737 | No |
| 23 | GOM_NL__2PRFIN20090519_095155_000000512079_00108_37737_6128.N1 | 19-MAY-2009 09:51:55 | Bright | 51.000 | 98 | 13Zet Oph | 2.5710 | 30000. | 102 | 37737 | No |
| 24 | GOM_NL__2PRFIN20090519_095420_000000482079_00108_37737_6129.N1 | 19-MAY-2009 09:54:20 | Bright | 47.500 | 120 | 1Del Oph | 2.7340 | 3200.0 | 95 | 37737 | No |
| 25 | GOM_NL__2PRFIN20090519_095727_000000422079_00108_37737_6130.N1 | 19-MAY-2009 09:57:27 | Bright | 41.500 | 102 | 24Alp Ser | 2.6000 | 4250.0 | 83 | 37737 | No |
| 26 | GOM_NL__2PRFIN20090519_100344_000000422079_00108_37737_6131.N1 | 19-MAY-2009 10:03:44 | Bright | 42.000 | 67 | 5Alp CrB | 2.2210 | 11000. | 84 | 37737 | No |
| 27 | GOM_NL__2PRFIN20090519_101442_000000422079_00108_37737_6132.N1 | 19-MAY-2009 10:14:42 | Bright | 41.500 | 119 | 14Eta Dra | 2.7270 | 4700.0 | 83 | 37737 | No |
| 28 | GOM_NL__2PRFIN20090519_102538_000000442079_00108_37737_6133.N1 | 19-MAY-2009 10:25:38 | Bright | 44.000 | 89 | 5Alp Cep | 2.4510 | 8000.0 | 88 | 37737 | No |
| 29 | GOM_NL__2PRFIN20090519_104004_000000632079_00108_37737_6134.N1 | 19-MAY-2009 10:40:04 | Twilight_stray | 63.000 | 93 | 53Bet Peg | 2.5200 | 3100.0 | 126 | 37737 | No |
| 30 | GOM_NL__2PRFIN20090519_104503_000000582079_00108_37737_6135.N1 | 19-MAY-2009 10:45:03 | Dark | 57.500 | 90 | 54Alp Peg | 2.4870 | 11000. | 115 | 37737 | No |
| 31 | GOM_NL__2PRFIN20090519_105855_000000532079_00108_37737_6136.N1 | 19-MAY-2009 10:58:55 | Dark | 52.500 | 18 | 24Alp PsA | 1.1660 | 9700.0 | 105 | 37737 | No |
| 32 | GOM_NL__2PRFIN20090519_110414_000000492079_00109_37738_6157.N1 | 19-MAY-2009 11:04:14 | Dark | 48.500 | 172 | Gam Gru | 3.0030 | 13100. | 97 | 37738 | No |
| 33 | GOM_NL__2PRFIN20090519_111952_000000542079_00109_37738_6158.N1 | 19-MAY-2009 11:19:52 | Straylight | 54.000 | 40 | The Sco | 1.8590 | 7100.0 | 108 | 37738 | No |
| 34 | GOM_NL__2PRFIN20090519_112143_000000532079_00109_37738_6159.N1 | 19-MAY-2009 11:21:43 | Straylight | 53.000 | 25 | 35Lam Sco | 1.6200 | 28000. | 106 | 37738 | No |
| 35 | GOM_NL__2PRFIN20090519_112355_000000502079_00109_37738_6160.N1 | 19-MAY-2009 11:23:55 | Twilight_stray | 50.000 | 75 | 26Eps Sco | 2.2910 | 4250.0 | 100 | 37738 | No |
| 36 | GOM_NL__2PRFIN20090519_112654_000000572079_00109_37738_6161.N1 | 19-MAY-2009 11:26:54 | Twilight_stray | 56.500 | 16 | 21Alp Sco | 1.0200 | 3000.0 | 113 | 37738 | No |
| 37 | GOM_NL__2PRFIN20090519_112924_000000452079_00109_37738_6162.N1 | 19-MAY-2009 11:29:24 | Bright | 45.000 | 97 | 8Bet1Sco | 2.5610 | 30000. | 90 | 37738 | No |
| 38 | GOM_NL__2PRFIN20090519_113231_000000522079_00109_37738_6163.N1 | 19-MAY-2009 11:32:31 | Bright | 52.000 | 98 | 13Zet Oph | 2.5710 | 30000. | 104 | 37738 | No |
| 39 | GOM_NL__2PRFIN20090519_113456_000000462079_00109_37738_6164.N1 | 19-MAY-2009 11:34:56 | Bright | 46.000 | 120 | 1Del Oph | 2.7340 | 3200.0 | 92 | 37738 | No |
| 40 | GOM_NL__2PRFIN20090519_113803_000000412079_00109_37738_6165.N1 | 19-MAY-2009 11:38:03 | Bright | 40.500 | 102 | 24Alp Ser | 2.6000 | 4250.0 | 81 | 37738 | No |
| 41 | GOM_NL__2PRFIN20090519_114420_000000392079_00109_37738_6166.N1 | 19-MAY-2009 11:44:20 | Bright | 39.000 | 67 | 5Alp CrB | 2.2210 | 11000. | 78 | 37738 | No |
| 42 | GOM_NL__2PRFIN20090519_120613_000000442079_00109_37738_6167.N1 | 19-MAY-2009 12:06:13 | Bright | 44.000 | 89 | 5Alp Cep | 2.4510 | 8000.0 | 88 | 37738 | No |

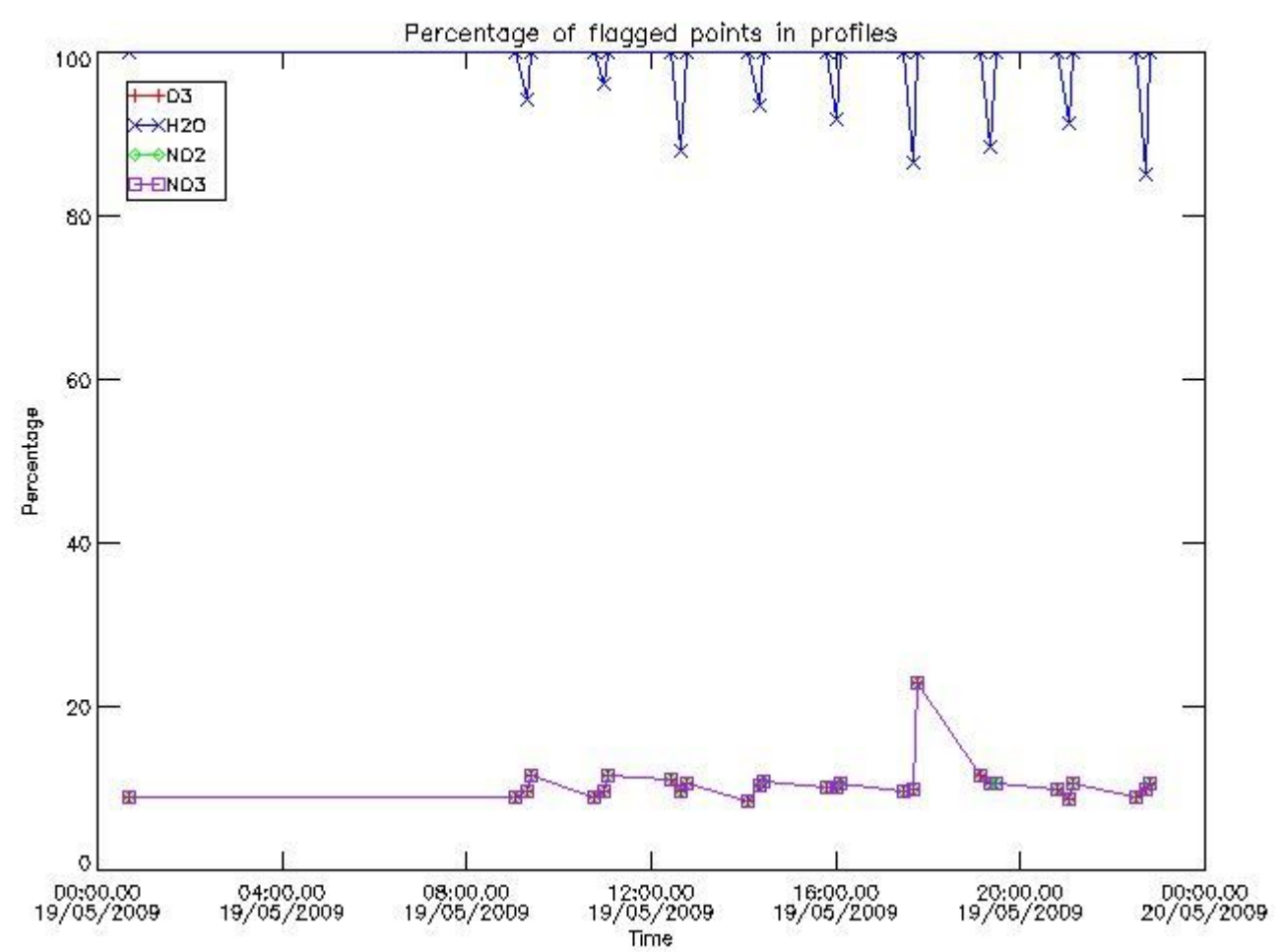
| | | | | | | | | | | | |
|-----|--|----------------------|------------|--------|-----|-----------|--------|--------|-----|-------|----|
| 43 | GOM_NL__2PRFIN20090519_122040_000000452079_00109_37738_6168.N1 | 19-MAY-2009 12:20:40 | Twilight | 45.000 | 93 | 53Bet Peg | 2.5200 | 3100.0 | 90 | 37738 | No |
| 44 | GOM_NL__2PRFIN20090519_122540_000000562079_00109_37738_6169.N1 | 19-MAY-2009 12:25:40 | Dark | 55.500 | 90 | 54Alp Peg | 2.4870 | 11000. | 111 | 37738 | No |
| 45 | GOM_NL__2PRFIN20090519_123932_000000592079_00109_37738_6170.N1 | 19-MAY-2009 12:39:32 | Dark | 58.500 | 18 | 24Alp PsA | 1.1660 | 9700.0 | 117 | 37738 | No |
| 46 | GOM_NL__2PRFIN20090519_124451_000000492079_00110_37739_6171.N1 | 19-MAY-2009 12:44:51 | Dark | 48.500 | 172 | Gam Gru | 3.0030 | 13100. | 97 | 37739 | No |
| 47 | GOM_NL__2PRFIN20090519_130028_000000502079_00110_37739_6172.N1 | 19-MAY-2009 13:00:28 | Straylight | 50.000 | 40 | The Sco | 1.8590 | 7100.0 | 100 | 37739 | No |
| 48 | GOM_NL__2PRFIN20090519_130220_000000552079_00110_37739_6173.N1 | 19-MAY-2009 13:02:20 | Straylight | 55.000 | 25 | 35Lam Sco | 1.6200 | 28000. | 110 | 37739 | No |
| 49 | GOM_NL__2PRFIN20090519_130431_000000512079_00110_37739_6174.N1 | 19-MAY-2009 13:04:31 | Twilight | 51.000 | 75 | 26Eps Sco | 2.2910 | 4250.0 | 102 | 37739 | No |
| 50 | GOM_NL__2PRFIN20090519_130730_000000562079_00110_37739_6175.N1 | 19-MAY-2009 13:07:30 | Twilight | 56.000 | 16 | 21Alp Sco | 1.0200 | 3000.0 | 112 | 37739 | No |
| 51 | GOM_NL__2PRFIN20090519_131000_000000432079_00110_37739_6176.N1 | 19-MAY-2009 13:10:00 | Bright | 43.000 | 97 | 8Bet1Sco | 2.5610 | 30000. | 86 | 37739 | No |
| 52 | GOM_NL__2PRFIN20090519_131307_000000512079_00110_37739_6177.N1 | 19-MAY-2009 13:13:07 | Bright | 51.000 | 98 | 13Zet Oph | 2.5710 | 30000. | 102 | 37739 | No |
| 53 | GOM_NL__2PRFIN20090519_131532_000000472079_00110_37739_6178.N1 | 19-MAY-2009 13:15:32 | Bright | 46.500 | 120 | 1Del Oph | 2.7340 | 3200.0 | 93 | 37739 | No |
| 54 | GOM_NL__2PRFIN20090519_131839_000000432079_00110_37739_6179.N1 | 19-MAY-2009 13:18:39 | Bright | 43.000 | 102 | 24Alp Ser | 2.6000 | 4250.0 | 86 | 37739 | No |
| 55 | GOM_NL__2PRFIN20090519_132455_000000422079_00110_37739_6180.N1 | 19-MAY-2009 13:24:55 | Bright | 41.500 | 67 | 5Alp CrB | 2.2210 | 11000. | 83 | 37739 | No |
| 56 | GOM_NL__2PRFIN20090519_133553_000000432079_00110_37739_6181.N1 | 19-MAY-2009 13:35:53 | Bright | 42.500 | 119 | 14Eta Dra | 2.7270 | 4700.0 | 85 | 37739 | No |
| 57 | GOM_NL__2PRFIN20090519_134649_000000422079_00110_37739_6182.N1 | 19-MAY-2009 13:46:49 | Bright | 41.500 | 89 | 5Alp Cep | 2.4510 | 8000.0 | 83 | 37739 | No |
| 58 | GOM_NL__2PRFIN20090519_140116_000000222079_00110_37739_6183.N1 | 19-MAY-2009 14:01:16 | Twilight | 21.500 | 93 | 53Bet Peg | 2.5200 | 3100.0 | 43 | 37739 | No |
| 59 | GOM_NL__2PRFIN20090519_140616_000000602079_00110_37739_6184.N1 | 19-MAY-2009 14:06:16 | Dark | 60.000 | 90 | 54Alp Peg | 2.4870 | 11000. | 120 | 37739 | No |
| 60 | GOM_NL__2PRFIN20090519_142008_000000552079_00110_37739_6185.N1 | 19-MAY-2009 14:20:08 | Dark | 54.500 | 18 | 24Alp PsA | 1.1660 | 9700.0 | 109 | 37739 | No |
| 61 | GOM_NL__2PRFIN20090519_142529_000000482079_00111_37740_6186.N1 | 19-MAY-2009 14:25:29 | Dark | 47.500 | 172 | Gam Gru | 3.0030 | 13100. | 95 | 37740 | No |
| 62 | GOM_NL__2PRFIN20090519_144105_000000502079_00111_37740_6187.N1 | 19-MAY-2009 14:41:05 | Straylight | 50.000 | 40 | The Sco | 1.8590 | 7100.0 | 100 | 37740 | No |
| 63 | GOM_NL__2PRFIN20090519_144256_000000532079_00111_37740_6188.N1 | 19-MAY-2009 14:42:56 | Straylight | 52.500 | 25 | 35Lam Sco | 1.6200 | 28000. | 105 | 37740 | No |
| 64 | GOM_NL__2PRFIN20090519_144508_000000512079_00111_37740_6189.N1 | 19-MAY-2009 14:45:08 | Twilight | 50.500 | 75 | 26Eps Sco | 2.2910 | 4250.0 | 101 | 37740 | No |
| 65 | GOM_NL__2PRFIN20090519_144806_000000582079_00111_37740_6190.N1 | 19-MAY-2009 14:48:06 | Twilight | 58.000 | 16 | 21Alp Sco | 1.0200 | 3000.0 | 116 | 37740 | No |
| 66 | GOM_NL__2PRFIN20090519_145036_000000452079_00111_37740_6191.N1 | 19-MAY-2009 14:50:36 | Bright | 45.000 | 97 | 8Bet1Sco | 2.5610 | 30000. | 90 | 37740 | No |
| 67 | GOM_NL__2PRFIN20090519_145343_000000502079_00111_37740_6192.N1 | 19-MAY-2009 14:53:43 | Bright | 49.500 | 98 | 13Zet Oph | 2.5710 | 30000. | 99 | 37740 | No |
| 68 | GOM_NL__2PRFIN20090519_145607_000000472079_00111_37740_6193.N1 | 19-MAY-2009 14:56:07 | Bright | 46.500 | 120 | 1Del Oph | 2.7340 | 3200.0 | 93 | 37740 | No |
| 69 | GOM_NL__2PRFIN20090519_145915_000000412079_00111_37740_6194.N1 | 19-MAY-2009 14:59:15 | Bright | 41.000 | 102 | 24Alp Ser | 2.6000 | 4250.0 | 82 | 37740 | No |
| 70 | GOM_NL__2PRFIN20090519_150531_000000402079_00111_37740_6195.N1 | 19-MAY-2009 15:05:31 | Bright | 40.000 | 67 | 5Alp CrB | 2.2210 | 11000. | 80 | 37740 | No |
| 71 | GOM_NL__2PRFIN20090519_151628_000000412079_00111_37740_6196.N1 | 19-MAY-2009 15:16:28 | Bright | 41.000 | 119 | 14Eta Dra | 2.7270 | 4700.0 | 82 | 37740 | No |
| 72 | GOM_NL__2PRFIN20090519_152724_000000432079_00111_37740_6197.N1 | 19-MAY-2009 15:27:24 | Bright | 43.000 | 89 | 5Alp Cep | 2.4510 | 8000.0 | 86 | 37740 | No |
| 73 | GOM_NL__2PRFIN20090519_154153_000000642079_00111_37740_6198.N1 | 19-MAY-2009 15:41:53 | Twilight | 64.000 | 93 | 53Bet Peg | 2.5200 | 3100.0 | 128 | 37740 | No |
| 74 | GOM_NL__2PRFIN20090519_154653_000000512079_00111_37740_6199.N1 | 19-MAY-2009 15:46:53 | Dark | 50.500 | 90 | 54Alp Peg | 2.4870 | 11000. | 101 | 37740 | No |
| 75 | GOM_NL__2PRFIN20090519_160045_000000552079_00111_37740_6200.N1 | 19-MAY-2009 16:00:45 | Dark | 55.000 | 18 | 24Alp PsA | 1.1660 | 9700.0 | 110 | 37740 | No |
| 76 | GOM_NL__2PRFIN20090519_160606_000000492079_00112_37741_6195.N1 | 19-MAY-2009 16:06:06 | Dark | 48.500 | 172 | Gam Gru | 3.0030 | 13100. | 97 | 37741 | No |
| 77 | GOM_NL__2PRFIN20090519_162141_000000522079_00112_37741_6196.N1 | 19-MAY-2009 16:21:41 | Straylight | 52.000 | 40 | The Sco | 1.8590 | 7100.0 | 104 | 37741 | No |
| 78 | GOM_NL__2PRFIN20090519_162333_000000512079_00112_37741_6197.N1 | 19-MAY-2009 16:23:33 | Straylight | 51.000 | 25 | 35Lam Sco | 1.6200 | 28000. | 102 | 37741 | No |
| 79 | GOM_NL__2PRFIN20090519_162544_000000512079_00112_37741_6198.N1 | 19-MAY-2009 16:25:44 | Twilight | 50.500 | 75 | 26Eps Sco | 2.2910 | 4250.0 | 101 | 37741 | No |
| 80 | GOM_NL__2PRFIN20090519_162842_000000632079_00112_37741_6199.N1 | 19-MAY-2009 16:28:42 | Twilight | 63.000 | 16 | 21Alp Sco | 1.0200 | 3000.0 | 126 | 37741 | No |
| 81 | GOM_NL__2PRFIN20090519_163112_000000462079_00112_37741_6200.N1 | 19-MAY-2009 16:31:12 | Bright | 45.500 | 97 | 8Bet1Sco | 2.5610 | 30000. | 91 | 37741 | No |
| 82 | GOM_NL__2PRFIN20090519_163419_000000522079_00112_37741_6201.N1 | 19-MAY-2009 16:34:19 | Bright | 52.000 | 98 | 13Zet Oph | 2.5710 | 30000. | 104 | 37741 | No |
| 83 | GOM_NL__2PRFIN20090519_163643_000000472079_00112_37741_6202.N1 | 19-MAY-2009 16:36:43 | Bright | 46.500 | 120 | 1Del Oph | 2.7340 | 3200.0 | 93 | 37741 | No |
| 84 | GOM_NL__2PRFIN20090519_163950_000000412079_00112_37741_6203.N1 | 19-MAY-2009 16:39:50 | Bright | 41.000 | 102 | 24Alp Ser | 2.6000 | 4250.0 | 82 | 37741 | No |
| 85 | GOM_NL__2PRFIN20090519_164606_000000402079_00112_37741_6204.N1 | 19-MAY-2009 16:46:06 | Bright | 40.000 | 67 | 5Alp CrB | 2.2210 | 11000. | 80 | 37741 | No |
| 86 | GOM_NL__2PRFIN20090519_165704_000000432079_00112_37741_6205.N1 | 19-MAY-2009 16:57:04 | Bright | 43.000 | 119 | 14Eta Dra | 2.7270 | 4700.0 | 86 | 37741 | No |
| 87 | GOM_NL__2PRFIN20090519_170800_000000632079_00112_37741_6206.N1 | 19-MAY-2009 17:08:00 | Bright | 63.000 | 89 | 5Alp Cep | 2.4510 | 8000.0 | 126 | 37741 | No |
| 88 | GOM_NL__2PRFIN20090519_172229_000000462079_00112_37741_6207.N1 | 19-MAY-2009 17:22:29 | Twilight | 45.500 | 93 | 53Bet Peg | 2.5200 | 3100.0 | 91 | 37741 | No |
| 89 | GOM_NL__2PRFIN20090519_172730_000000582079_00112_37741_6208.N1 | 19-MAY-2009 17:27:30 | Dark | 57.500 | 90 | 54Alp Peg | 2.4870 | 11000. | 115 | 37741 | No |
| 90 | GOM_NL__2PRFIN20090519_174122_000000522079_00112_37741_6209.N1 | 19-MAY-2009 17:41:22 | Dark | 52.000 | 18 | 24Alp PsA | 1.1660 | 9700.0 | 104 | 37741 | No |
| 91 | GOM_NL__2PRFIN20090519_174642_000000232079_00113_37742_6210.N1 | 19-MAY-2009 17:46:42 | Dark | 22.500 | 172 | Gam Gru | 3.0030 | 13100. | 45 | 37742 | No |
| 92 | GOM_NL__2PRFIN20090519_180218_000000222079_00113_37742_6211.N1 | 19-MAY-2009 18:02:18 | Straylight | 21.500 | 40 | The Sco | 1.8590 | 7100.0 | 43 | 37742 | No |
| 93 | GOM_NL__2PRFIN20090519_180410_000000522079_00113_37742_6212.N1 | 19-MAY-2009 18:04:10 | Straylight | 51.500 | 25 | 35Lam Sco | 1.6200 | 28000. | 103 | 37742 | No |
| 94 | GOM_NL__2PRFIN20090519_180620_000000522079_00113_37742_6213.N1 | 19-MAY-2009 18:06:20 | Twilight | 51.500 | 75 | 26Eps Sco | 2.2910 | 4250.0 | 103 | 37742 | No |
| 95 | GOM_NL__2PRFIN20090519_180919_000000602079_00113_37742_6214.N1 | 19-MAY-2009 18:09:19 | Twilight | 60.000 | 16 | 21Alp Sco | 1.0200 | 3000.0 | 120 | 37742 | No |
| 96 | GOM_NL__2PRFIN20090519_181149_000000462079_00113_37742_6215.N1 | 19-MAY-2009 18:11:49 | Bright | 45.500 | 97 | 8Bet1Sco | 2.5610 | 30000. | 91 | 37742 | No |
| 97 | GOM_NL__2PRFIN20090519_181454_000000502079_00113_37742_6216.N1 | 19-MAY-2009 18:14:54 | Bright | 49.500 | 98 | 13Zet Oph | 2.5710 | 30000. | 99 | 37742 | No |
| 98 | GOM_NL__2PRFIN20090519_181719_000000462079_00113_37742_6217.N1 | 19-MAY-2009 18:17:19 | Bright | 46.000 | 120 | 1Del Oph | 2.7340 | 3200.0 | 92 | 37742 | No |
| 99 | GOM_NL__2PRFIN20090519_182026_000000422079_00113_37742_6218.N1 | 19-MAY-2009 18:20:26 | Bright | 41.500 | 102 | 24Alp Ser | 2.6000 | 4250.0 | 83 | 37742 | No |
| 100 | GOM_NL__2PRFIN20090519_182642_000000462079_00113_37742_6219.N1 | 19-MAY-2009 18:26:42 | Bright | 46.000 | 67 | 5Alp CrB | 2.2210 | 11000. | 92 | 37742 | No |
| 101 | GOM_NL__2PRFIN20090519_183740_000000392079_00113_37742_6220.N1 | 19-MAY-2009 18:37:40 | Bright | 39.000 | 119 | 14Eta Dra | 2.7270 | 4700.0 | 78 | 37742 | No |

| | | | | | | | | | | | |
|-----|--|----------------------|------------|--------|-----|-----------|--------|--------|-----|-------|----|
| 102 | GOM_NL__2PRFIN20090519_184835_000000442079_00113_37742_6221.N1 | 19-MAY-2009 18:48:35 | Bright | 44.000 | 89 | 5Alp Cep | 2.4510 | 8000.0 | 88 | 37742 | No |
| 103 | GOM_NL__2PRFIN20090519_190305_000000642079_00113_37742_6222.N1 | 19-MAY-2009 19:03:05 | Twilight | 64.000 | 93 | 53Bet Peg | 2.5200 | 3100.0 | 128 | 37742 | No |
| 104 | GOM_NL__2PRFIN20090519_190806_000000482079_00113_37742_6223.N1 | 19-MAY-2009 19:08:06 | Dark | 48.000 | 90 | 54Alp Peg | 2.4870 | 11000. | 96 | 37742 | No |
| 105 | GOM_NL__2PRFIN20090519_192159_000000492079_00113_37742_6224.N1 | 19-MAY-2009 19:21:59 | Dark | 48.500 | 18 | 24Alp PsA | 1.1660 | 9700.0 | 97 | 37742 | No |
| 106 | GOM_NL__2PRFIN20090519_192719_000000492079_00114_37743_6235.N1 | 19-MAY-2009 19:27:19 | Dark | 48.500 | 172 | Gam Gru | 3.0030 | 13100. | 97 | 37743 | No |
| 107 | GOM_NL__2PRFIN20090519_194254_000000572079_00114_37743_6236.N1 | 19-MAY-2009 19:42:54 | Straylight | 56.500 | 40 | The Sco | 1.8590 | 7100.0 | 113 | 37743 | No |
| 108 | GOM_NL__2PRFIN20090519_194446_000000542079_00114_37743_6237.N1 | 19-MAY-2009 19:44:46 | Straylight | 53.500 | 25 | 35Lam Sco | 1.6200 | 28000. | 107 | 37743 | No |
| 109 | GOM_NL__2PRFIN20090519_194657_000000512079_00114_37743_6238.N1 | 19-MAY-2009 19:46:57 | Twilight | 51.000 | 75 | 26Eps Sco | 2.2910 | 4250.0 | 102 | 37743 | No |
| 110 | GOM_NL__2PRFIN20090519_194955_000000622079_00114_37743_6239.N1 | 19-MAY-2009 19:49:55 | Twilight | 62.000 | 16 | 21Alp Sco | 1.0200 | 3000.0 | 124 | 37743 | No |
| 111 | GOM_NL__2PRFIN20090519_195224_000000452079_00114_37743_6240.N1 | 19-MAY-2009 19:52:24 | Bright | 44.500 | 97 | 8Bet1Sco | 2.5610 | 30000. | 89 | 37743 | No |
| 112 | GOM_NL__2PRFIN20090519_195530_000000492079_00114_37743_6241.N1 | 19-MAY-2009 19:55:30 | Bright | 49.000 | 98 | 13Zet Oph | 2.5710 | 30000. | 98 | 37743 | No |
| 113 | GOM_NL__2PRFIN20090519_195755_000000462079_00114_37743_6242.N1 | 19-MAY-2009 19:57:55 | Bright | 46.000 | 120 | 1Del Oph | 2.7340 | 3200.0 | 92 | 37743 | No |
| 114 | GOM_NL__2PRFIN20090519_200102_000000412079_00114_37743_6243.N1 | 19-MAY-2009 20:01:02 | Bright | 41.000 | 102 | 24Alp Ser | 2.6000 | 4250.0 | 82 | 37743 | No |
| 115 | GOM_NL__2PRFIN20090519_200717_000000422079_00114_37743_6244.N1 | 19-MAY-2009 20:07:17 | Bright | 41.500 | 67 | 5Alp CrB | 2.2210 | 11000. | 83 | 37743 | No |
| 116 | GOM_NL__2PRFIN20090519_201815_000000402079_00114_37743_6245.N1 | 19-MAY-2009 20:18:15 | Bright | 40.000 | 119 | 14Eta Dra | 2.7270 | 4700.0 | 80 | 37743 | No |
| 117 | GOM_NL__2PRFIN20090519_202911_000000422079_00114_37743_6246.N1 | 19-MAY-2009 20:29:11 | Bright | 41.500 | 89 | 5Alp Cep | 2.4510 | 8000.0 | 83 | 37743 | No |
| 118 | GOM_NL__2PRFIN20090519_204341_000000662079_00114_37743_6247.N1 | 19-MAY-2009 20:43:41 | Twilight | 65.500 | 93 | 53Bet Peg | 2.5200 | 3100.0 | 131 | 37743 | No |
| 119 | GOM_NL__2PRFIN20090519_204843_000000512079_00114_37743_6248.N1 | 19-MAY-2009 20:48:43 | Dark | 50.500 | 90 | 54Alp Peg | 2.4870 | 11000. | 101 | 37743 | No |
| 120 | GOM_NL__2PRFIN20090519_210236_000000592079_00114_37743_6249.N1 | 19-MAY-2009 21:02:36 | Dark | 58.500 | 18 | 24Alp PsA | 1.1660 | 9700.0 | 117 | 37743 | No |
| 121 | GOM_NL__2PRFIN20090519_210756_000000492079_00115_37744_6252.N1 | 19-MAY-2009 21:07:56 | Dark | 48.500 | 172 | Gam Gru | 3.0030 | 13100. | 97 | 37744 | No |
| 122 | GOM_NL__2PRFIN20090519_212331_000000492079_00115_37744_6253.N1 | 19-MAY-2009 21:23:31 | Straylight | 49.000 | 40 | The Sco | 1.8590 | 7100.0 | 98 | 37744 | No |
| 123 | GOM_NL__2PRFIN20090519_212523_000000502079_00115_37744_6254.N1 | 19-MAY-2009 21:25:23 | Straylight | 49.500 | 25 | 35Lam Sco | 1.6200 | 28000. | 99 | 37744 | No |
| 124 | GOM_NL__2PRFIN20090519_212734_000000492079_00115_37744_6255.N1 | 19-MAY-2009 21:27:34 | Twilight | 49.000 | 75 | 26Eps Sco | 2.2910 | 4250.0 | 98 | 37744 | No |
| 125 | GOM_NL__2PRFIN20090519_213032_000000622079_00115_37744_6256.N1 | 19-MAY-2009 21:30:32 | Twilight | 62.000 | 16 | 21Alp Sco | 1.0200 | 3000.0 | 124 | 37744 | No |
| 126 | GOM_NL__2PRFIN20090519_213300_000000452079_00115_37744_6257.N1 | 19-MAY-2009 21:33:00 | Bright | 44.500 | 97 | 8Bet1Sco | 2.5610 | 30000. | 89 | 37744 | No |
| 127 | GOM_NL__2PRFIN20090519_213606_000000522079_00115_37744_6258.N1 | 19-MAY-2009 21:36:06 | Bright | 51.500 | 98 | 13Zet Oph | 2.5710 | 30000. | 103 | 37744 | No |
| 128 | GOM_NL__2PRFIN20090519_213831_000000462079_00115_37744_6259.N1 | 19-MAY-2009 21:38:31 | Bright | 46.000 | 120 | 1Del Oph | 2.7340 | 3200.0 | 92 | 37744 | No |
| 129 | GOM_NL__2PRFIN20090519_214138_000000412079_00115_37744_6260.N1 | 19-MAY-2009 21:41:38 | Bright | 40.500 | 102 | 24Alp Ser | 2.6000 | 4250.0 | 81 | 37744 | No |
| 130 | GOM_NL__2PRFIN20090519_214754_000000412079_00115_37744_6261.N1 | 19-MAY-2009 21:47:54 | Bright | 40.500 | 67 | 5Alp CrB | 2.2210 | 11000. | 81 | 37744 | No |
| 131 | GOM_NL__2PRFIN20090519_215851_000000432079_00115_37744_6262.N1 | 19-MAY-2009 21:58:51 | Bright | 43.000 | 119 | 14Eta Dra | 2.7270 | 4700.0 | 86 | 37744 | No |
| 132 | GOM_NL__2PRFIN20090519_220946_000000662079_00115_37744_6263.N1 | 19-MAY-2009 22:09:46 | Bright | 66.000 | 89 | 5Alp Cep | 2.4510 | 8000.0 | 132 | 37744 | No |
| 133 | GOM_NL__2PRFIN20090519_222417_000000642079_00115_37744_6264.N1 | 19-MAY-2009 22:24:17 | Twilight | 64.000 | 93 | 53Bet Peg | 2.5200 | 3100.0 | 128 | 37744 | No |
| 134 | GOM_NL__2PRFIN20090519_222919_000000572079_00115_37744_6265.N1 | 19-MAY-2009 22:29:19 | Dark | 57.000 | 90 | 54Alp Peg | 2.4870 | 11000. | 114 | 37744 | No |
| 135 | GOM_NL__2PRFIN20090519_224313_000000512079_00115_37744_6266.N1 | 19-MAY-2009 22:43:13 | Dark | 51.000 | 18 | 24Alp PsA | 1.1660 | 9700.0 | 102 | 37744 | No |
| 136 | GOM_NL__2PRFIN20090519_224834_000000492079_00116_37745_6271.N1 | 19-MAY-2009 22:48:34 | Dark | 48.500 | 172 | Gam Gru | 3.0030 | 13100. | 97 | 37745 | No |
| 137 | GOM_NL__2PRFIN20090519_230408_000000502079_00116_37745_6272.N1 | 19-MAY-2009 23:04:08 | Straylight | 50.000 | 40 | The Sco | 1.8590 | 7100.0 | 100 | 37745 | No |
| 138 | GOM_NL__2PRFIN20090519_230559_000000542079_00116_37745_6273.N1 | 19-MAY-2009 23:05:59 | Straylight | 54.000 | 25 | 35Lam Sco | 1.6200 | 28000. | 108 | 37745 | No |
| 139 | GOM_NL__2PRFIN20090519_230809_000000522079_00116_37745_6274.N1 | 19-MAY-2009 23:08:09 | Twilight | 52.000 | 75 | 26Eps Sco | 2.2910 | 4250.0 | 104 | 37745 | No |
| 140 | GOM_NL__2PRFIN20090519_231107_000000552079_00116_37745_6275.N1 | 19-MAY-2009 23:11:07 | Twilight | 54.500 | 16 | 21Alp Sco | 1.0200 | 3000.0 | 109 | 37745 | No |
| 141 | GOM_NL__2PRFIN20090519_231336_000000432079_00116_37745_6276.N1 | 19-MAY-2009 23:13:36 | Bright | 43.000 | 97 | 8Bet1Sco | 2.5610 | 30000. | 86 | 37745 | No |
| 142 | GOM_NL__2PRFIN20090519_231642_000000512079_00116_37745_6277.N1 | 19-MAY-2009 23:16:42 | Bright | 50.500 | 98 | 13Zet Oph | 2.5710 | 30000. | 101 | 37745 | No |
| 143 | GOM_NL__2PRFIN20090519_231906_000000462079_00116_37745_6278.N1 | 19-MAY-2009 23:19:06 | Bright | 46.000 | 120 | 1Del Oph | 2.7340 | 3200.0 | 92 | 37745 | No |
| 144 | GOM_NL__2PRFIN20090519_232214_000000412079_00116_37745_6279.N1 | 19-MAY-2009 23:22:14 | Bright | 40.500 | 102 | 24Alp Ser | 2.6000 | 4250.0 | 81 | 37745 | No |
| 145 | GOM_NL__2PRFIN20090519_232829_000000402079_00116_37745_6280.N1 | 19-MAY-2009 23:28:29 | Bright | 40.000 | 67 | 5Alp CrB | 2.2210 | 11000. | 80 | 37745 | No |
| 146 | GOM_NL__2PRFIN20090519_233926_000000412079_00116_37745_6281.N1 | 19-MAY-2009 23:39:26 | Bright | 40.500 | 119 | 14Eta Dra | 2.7270 | 4700.0 | 81 | 37745 | No |
| 147 | GOM_NL__2PRFIN20090519_235022_000000392079_00116_37745_6282.N1 | 19-MAY-2009 23:50:22 | Bright | 38.500 | 89 | 5Alp Cep | 2.4510 | 8000.0 | 77 | 37745 | No |

3. Quality information per product

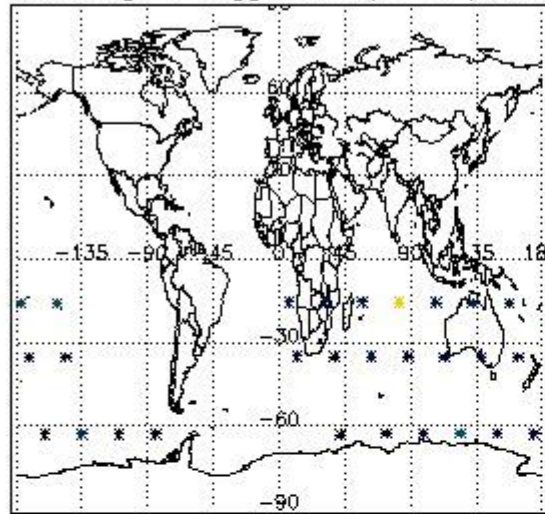
In this section it is plotted some information contained in the Quality Summary data set of the level 2 products. Only products in dark limb conditions and without errors (error flag in the MPH set to "0") are used.

3.1 Plot quality information per product (time dependant)

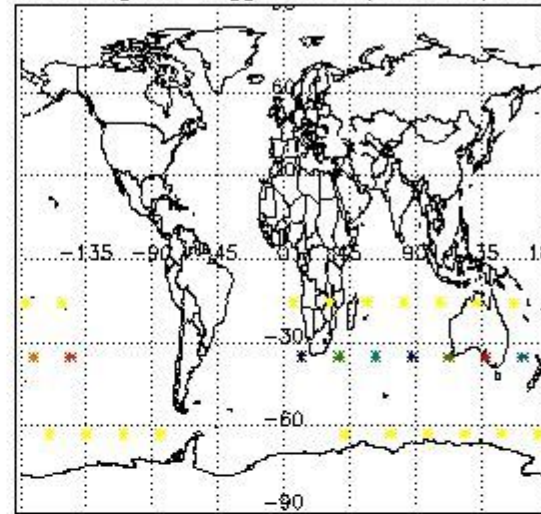


3.2 Plot quality information per product (world map)


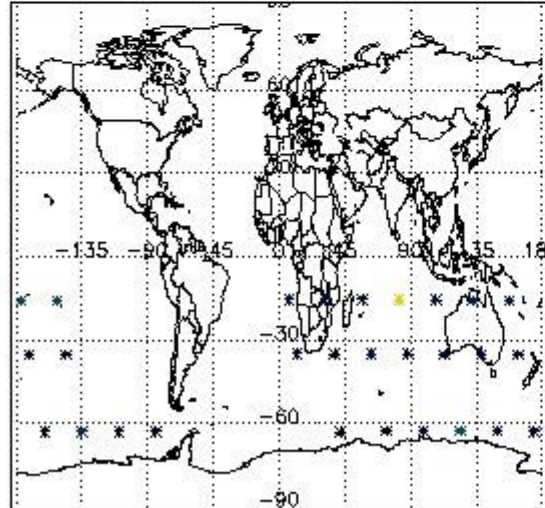
Percentage of flagged data per O3 profile



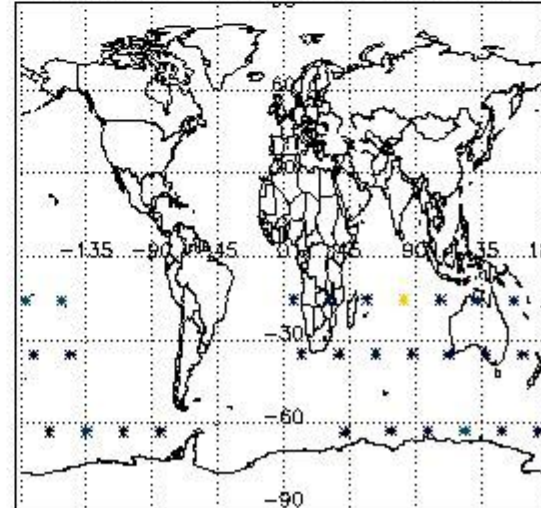
Percentage of flagged data per H2O profile



Percentage of flagged data per NO2 profile



Percentage of flagged data per NO3 profile

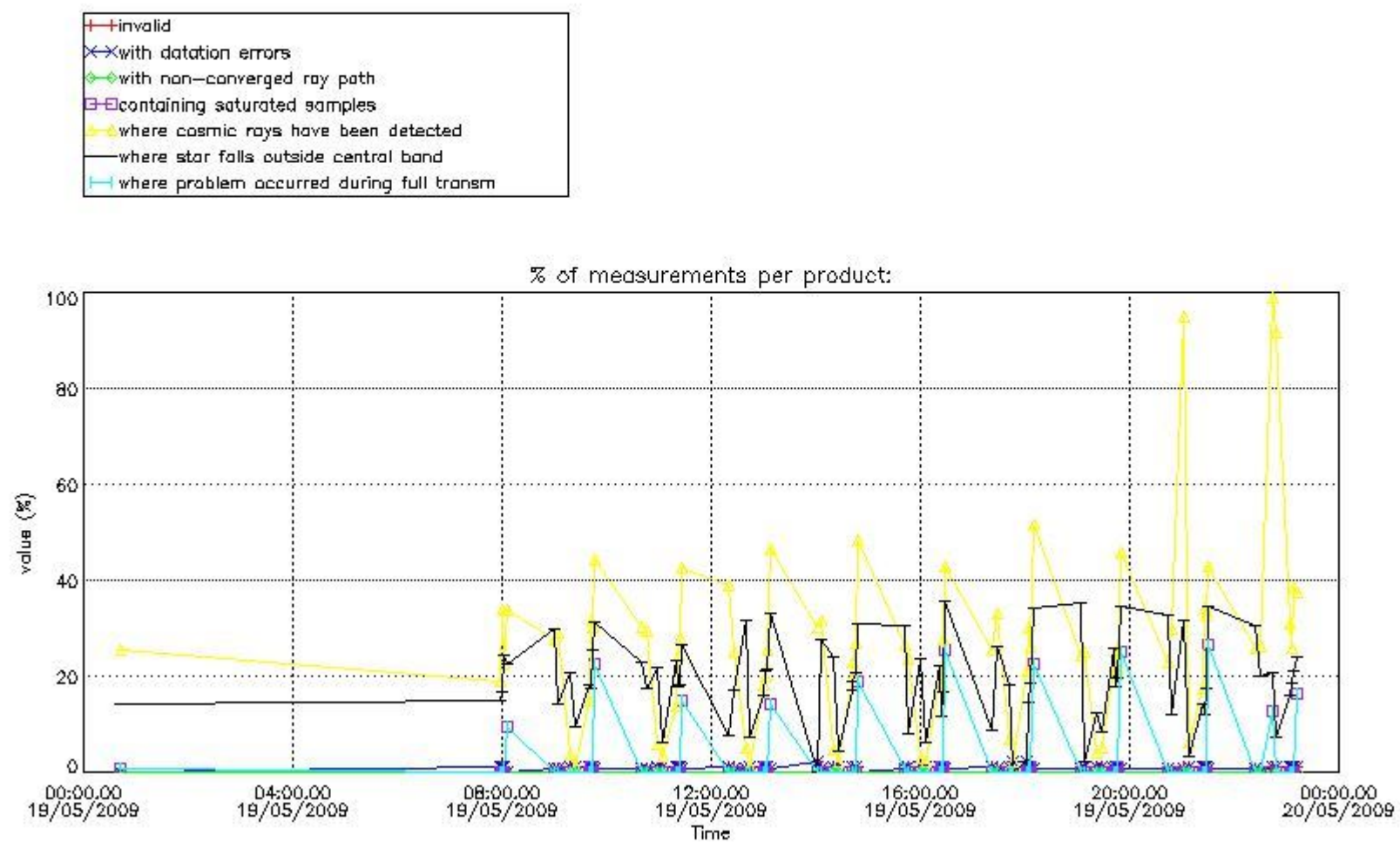


4. Level 1 quality information per product

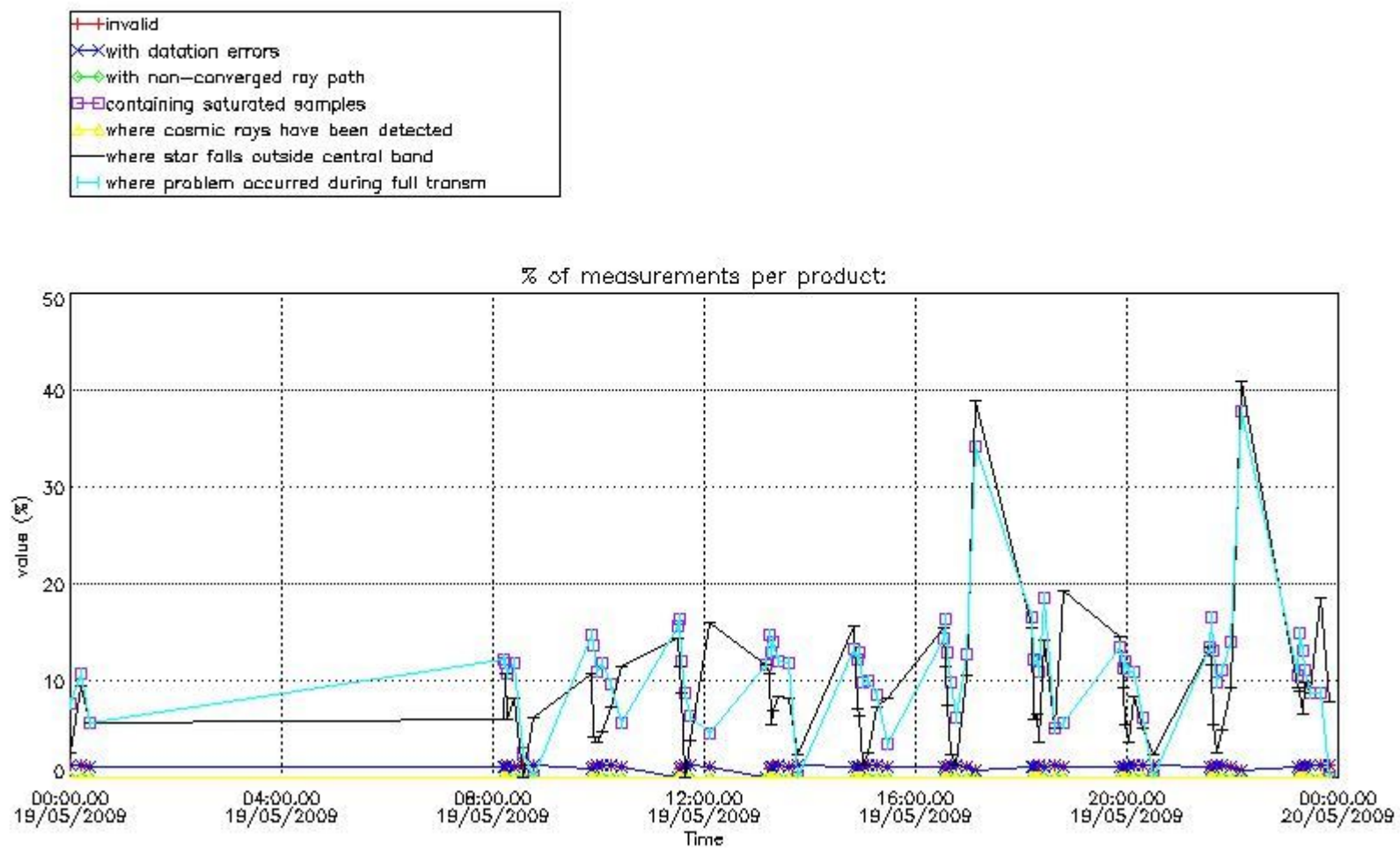
In this section it is plotted some information contained in the Quality Summary data set of the level 2 products that comes from the level 1b processing. Products without errors (error flag in the MPH set to "0") are used.

4.1 Plot quality information per product (time dependant) coming from level 1b processing

4.1.1 Plot level 1 quality information per product (time dependant): ENVISAT ASCENDING passes

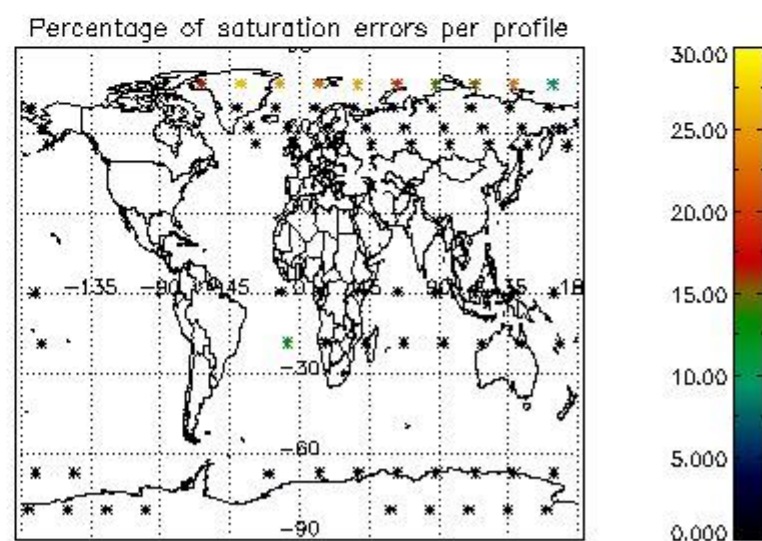
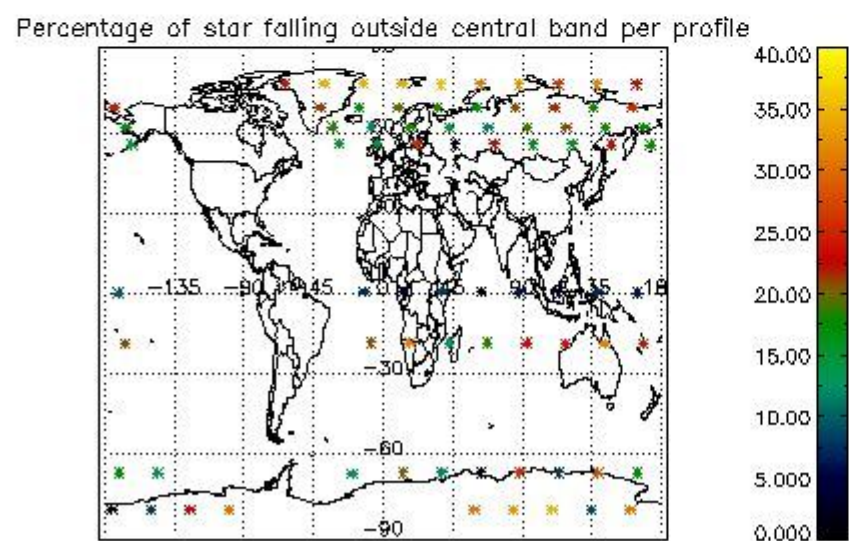
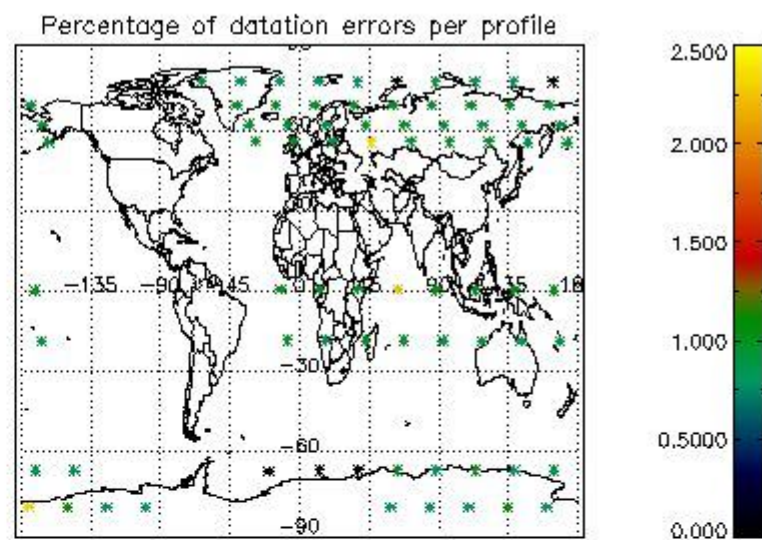
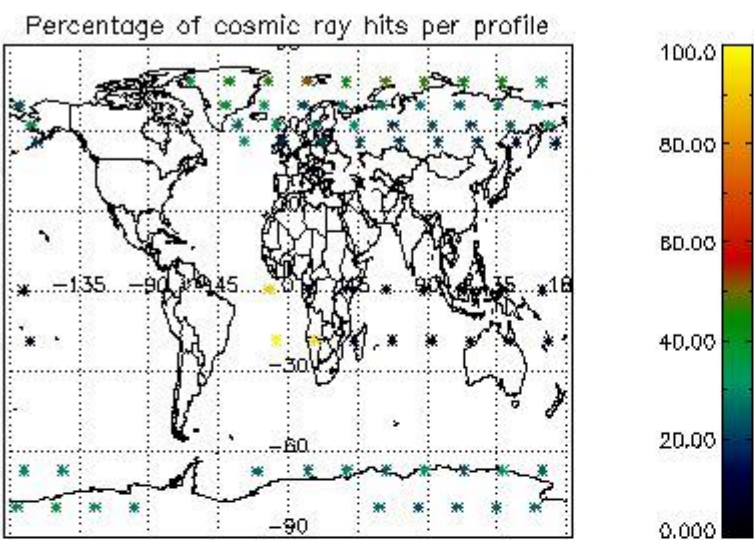


4.1.2 Plot level 1 quality information per product (time dependant): ENVI SAT DESCENDING passes

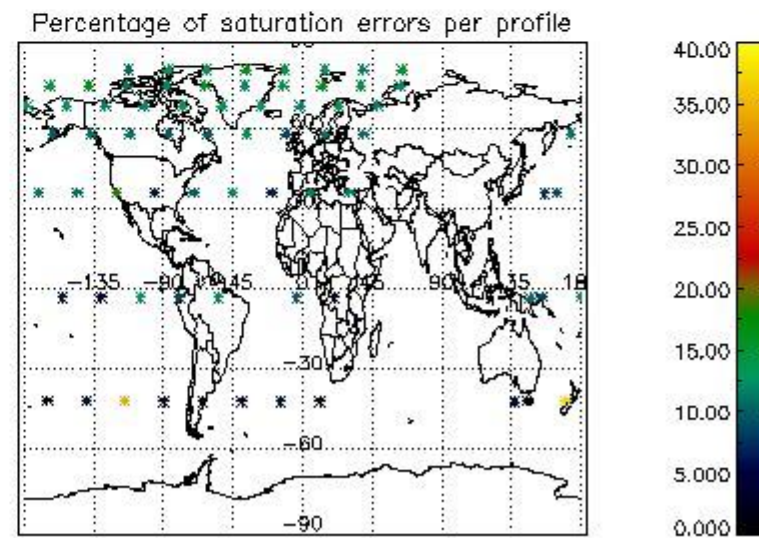
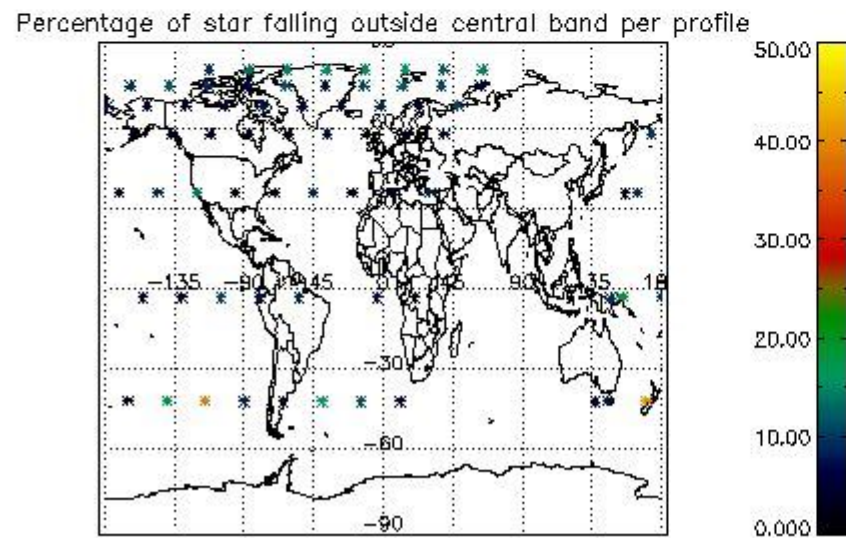
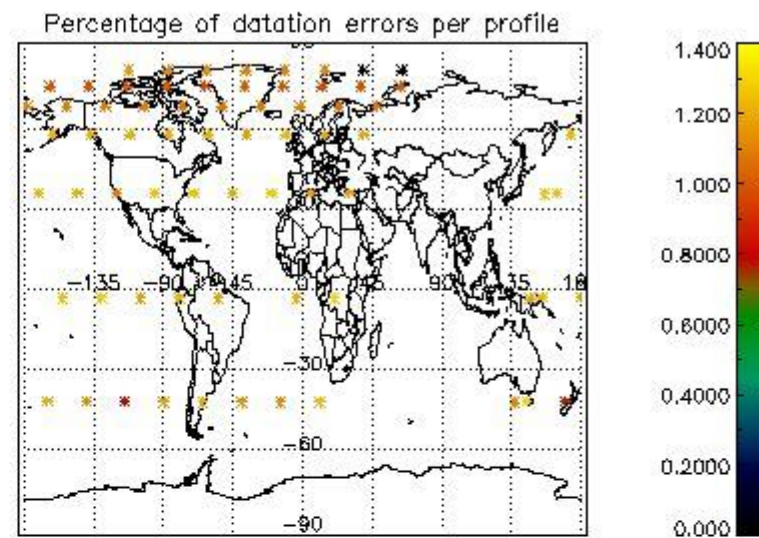
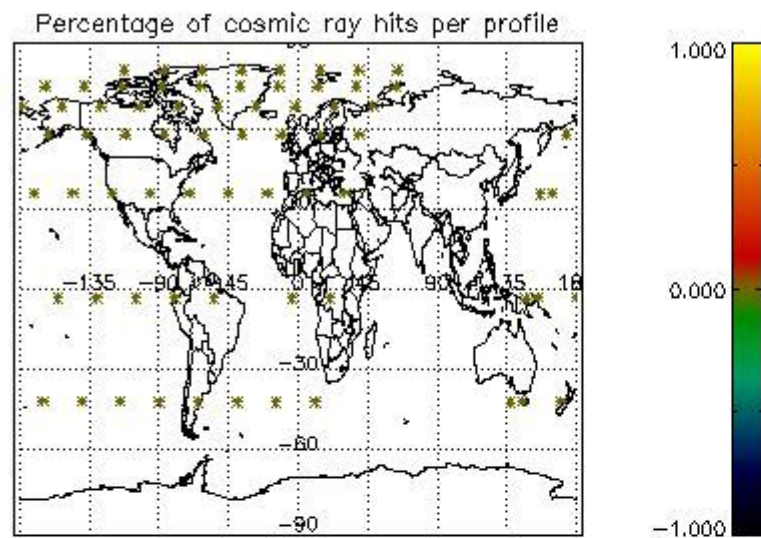


4.2 Plot quality information per product coming from level 1b processing (world map)

4.2.1 Plot level 1 quality information per product (world map): ENVISAT ASCENDING passes



4.2.2 Plot level 1 quality information per product (world map): ENVISAT DESCENDING passes



5. Trace gas profiles

5.1 Ozone statistics based on quality of products

The final quality of the products can be "measured" using the STD (Standard Deviation) attached to every point profile. This information is written to the parameter GOM_NL__2P/NL_LOCAL_SPECIES_DENSITY/o3_std of the level 2 products. The table below shows the statistics for given STD ranges.

The statistics are given with respect to the overall valid production:

- Products without fatal errors: GOM_NL__2P/MPH/PRODUCT_ERR=0
- Valid point profile: GOM_NL__2P/NL_LOCAL_SPECIES_DENSITY/pcd(0)=0

The 'Criteria' is applied to valid points of dark limb products:

- Products in dark limb illumination condition: GOM_NL__2P/NL_SUMMARY_QUALITY/obs_ill_cond=0
- Products without fatal errors: GOM_NL__2P/MPH/PRODUCT_ERR=0
- Valid point profile: GOM_NL__2P/NL_LOCAL_SPECIES_DENSITY/pcd(0)=0

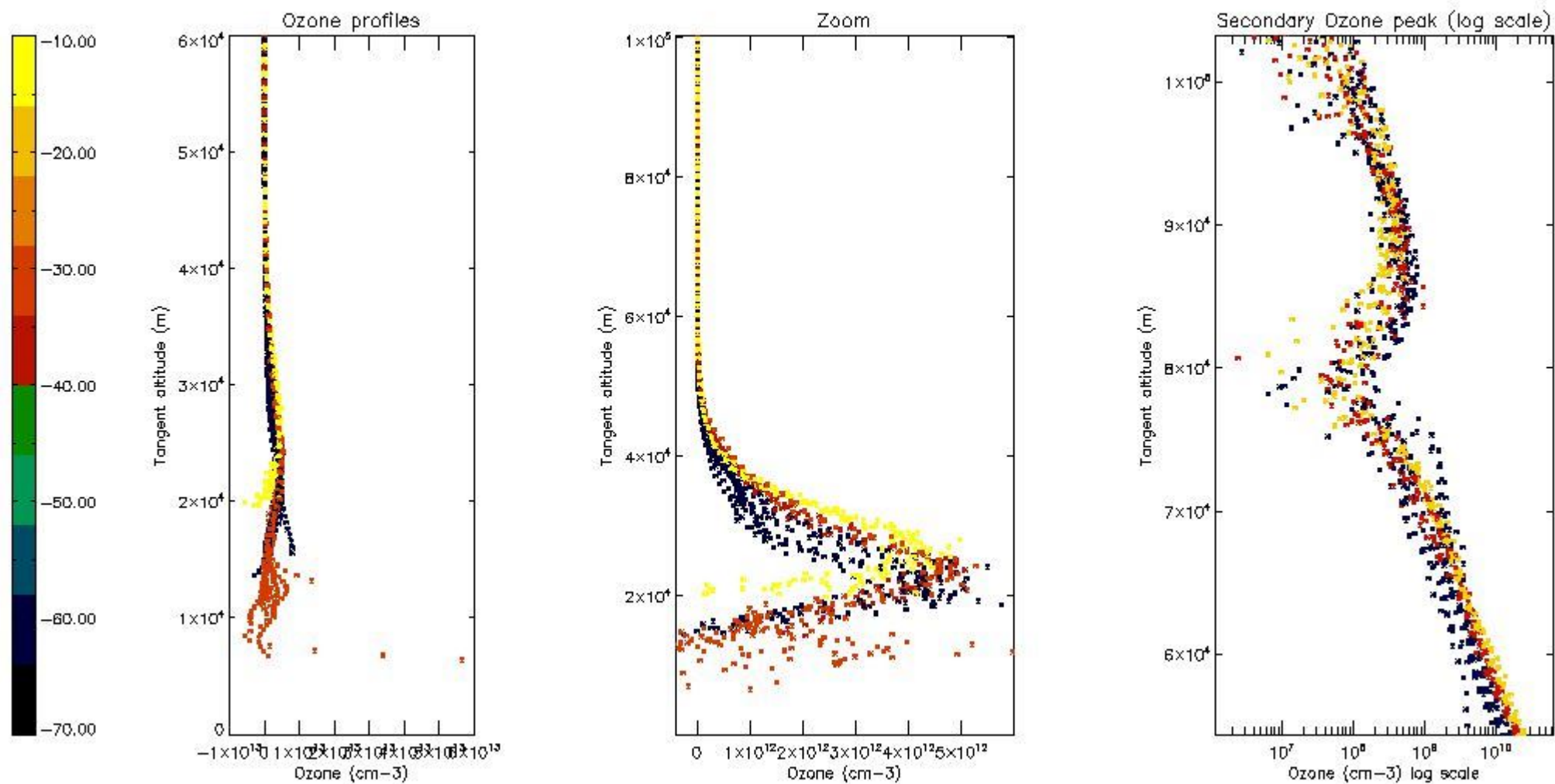
So, the table below shows the percentage of dark limb and valid observations for each criteria with respect to the overall valid daily observations.

| Criteria | % of total production |
|----------|-----------------------|
| All STD | 21 |
| STD < 20 | 11 |

| | |
|----------|---|
| STD < 10 | 9 |
| STD < 5 | 5 |

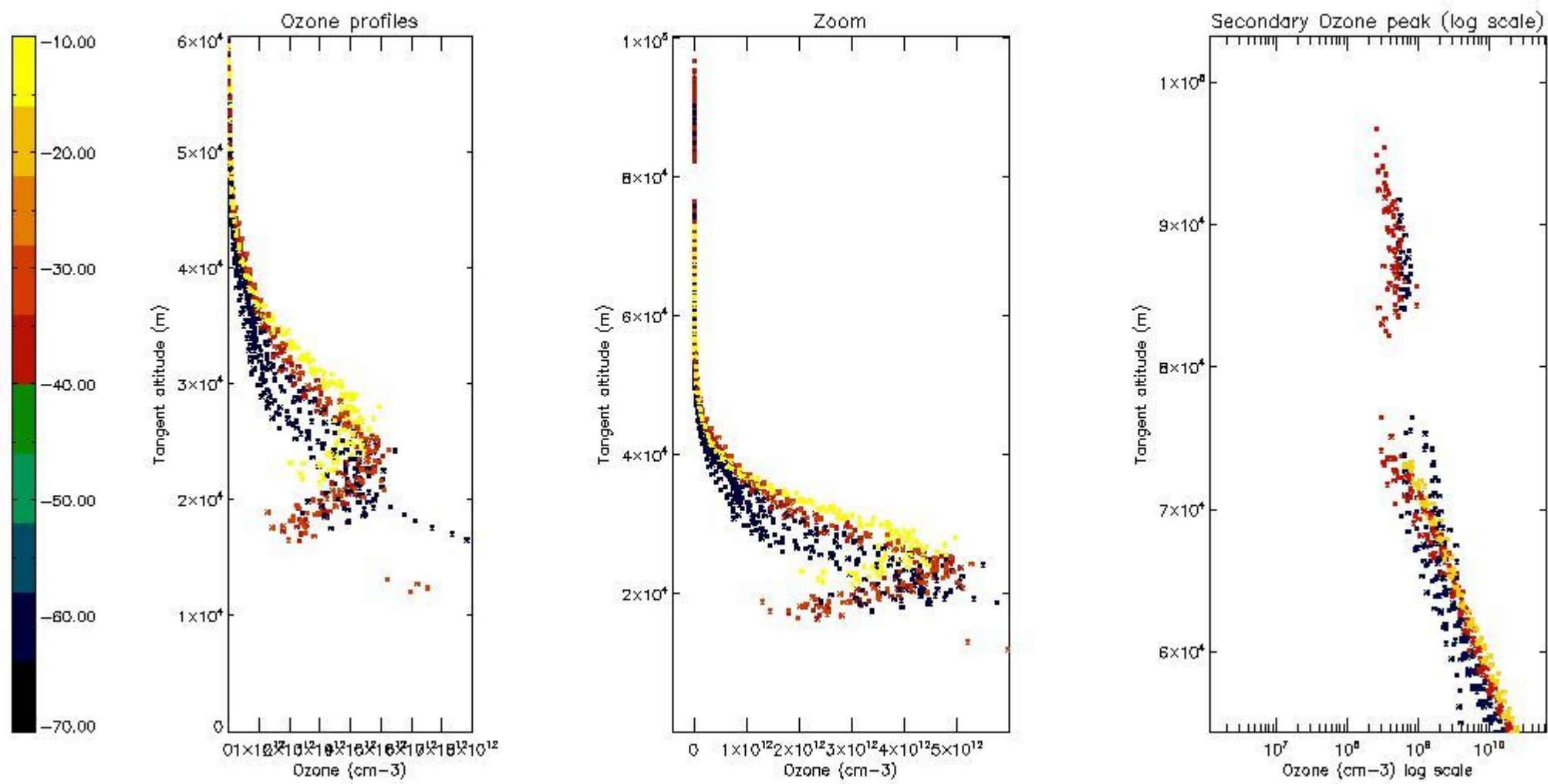
5.2 Plot ozone profiles for all STD (dark without errors)

The colorbar represents the latitude.



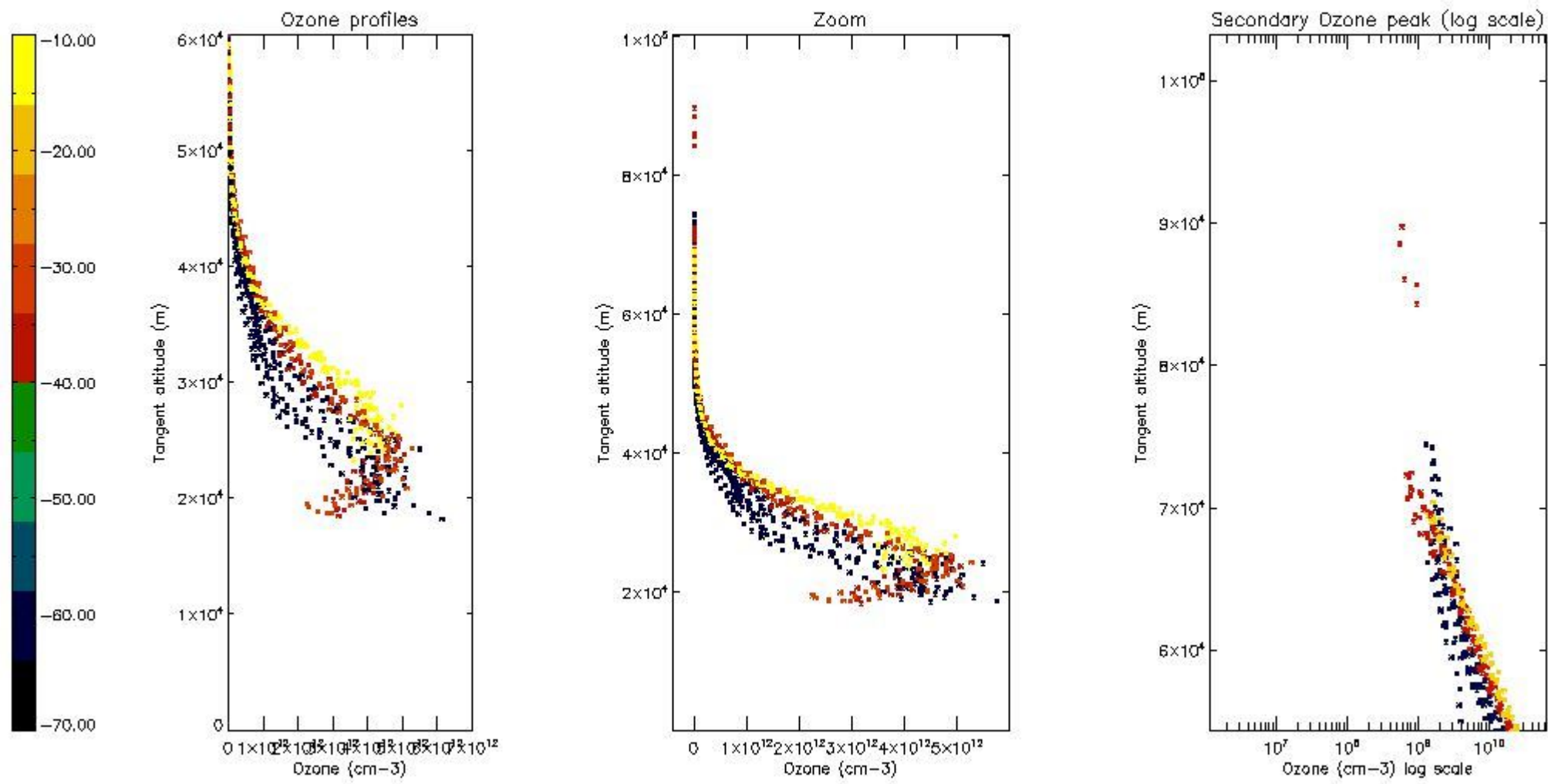
5.3 Plot ozone profiles where STD < 20% (dark without errors)

The colorbar represents the latitude.



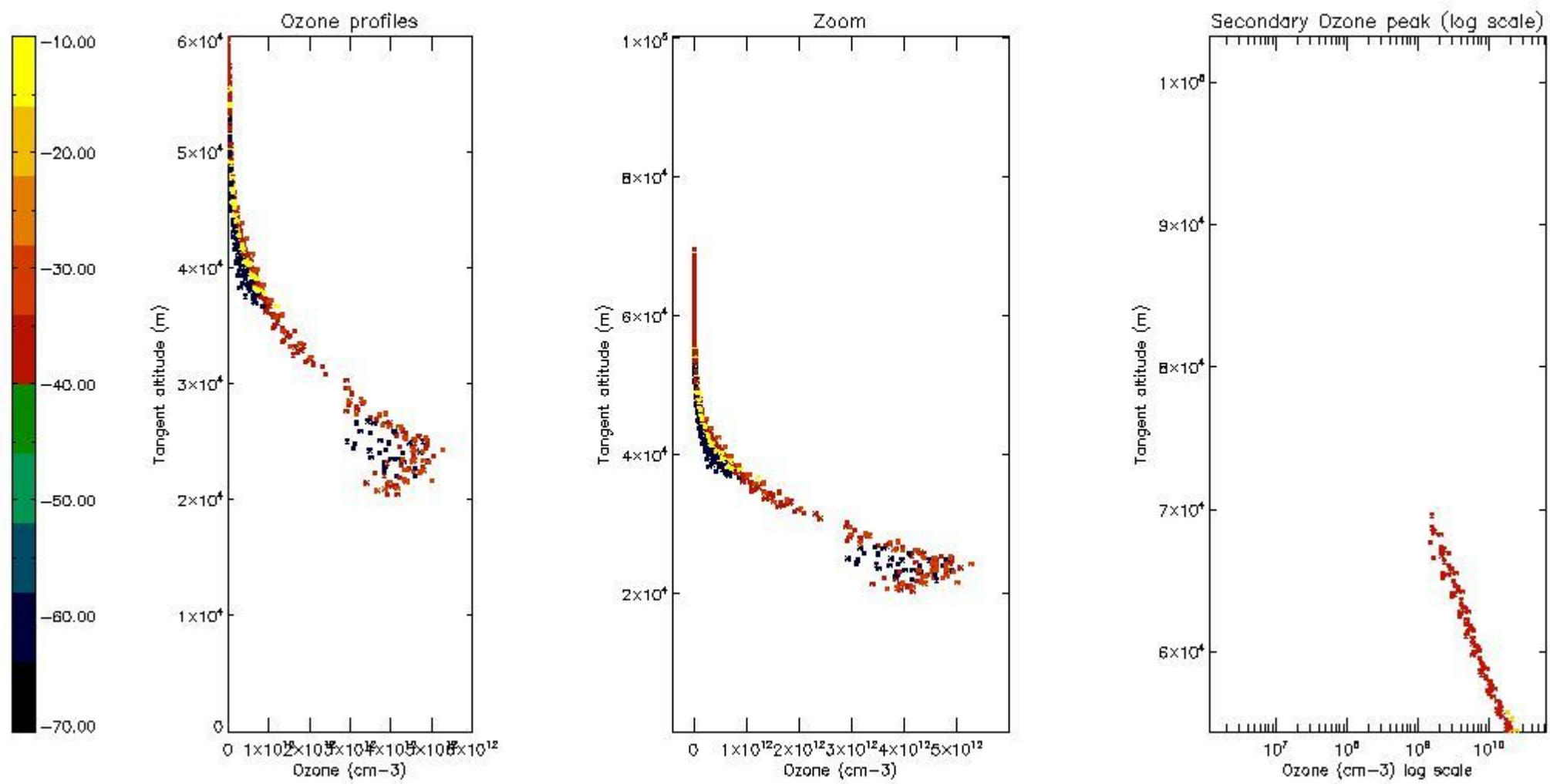
5.4 Plot ozone profiles where STD < 10% (dark without errors)

The colorbar represents the latitude.



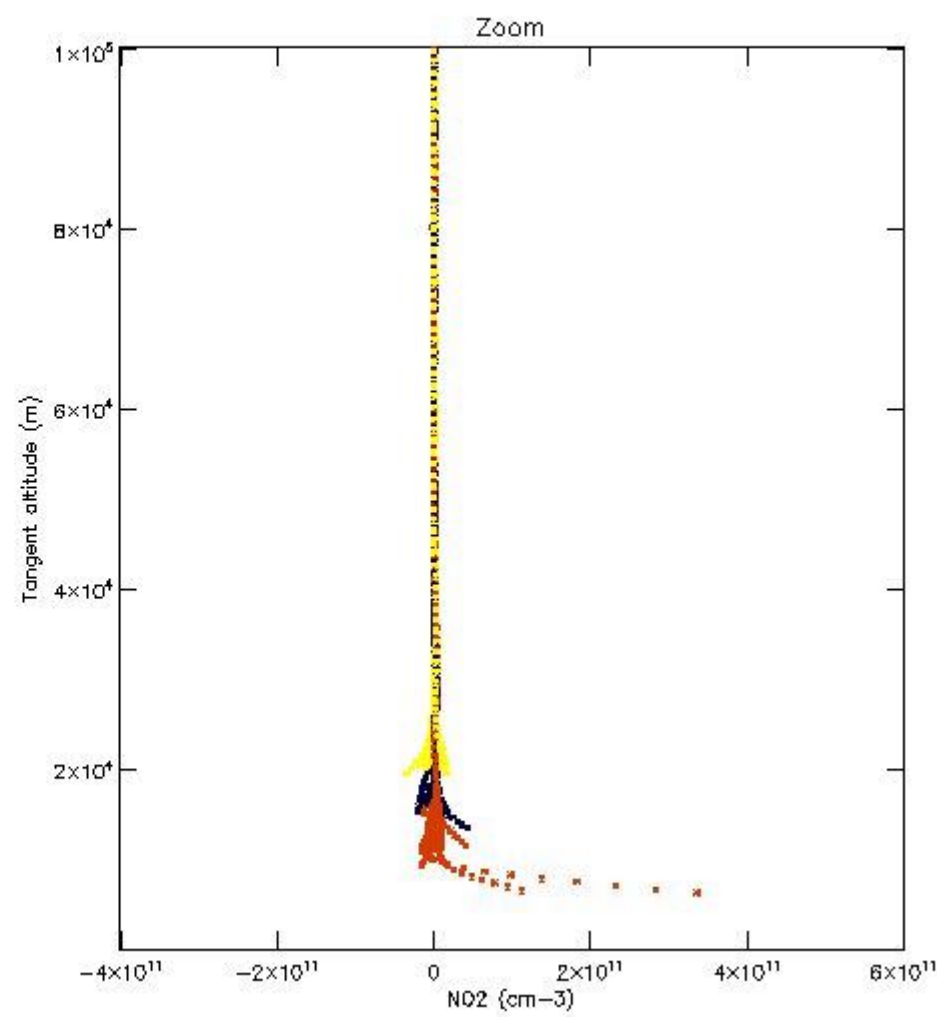
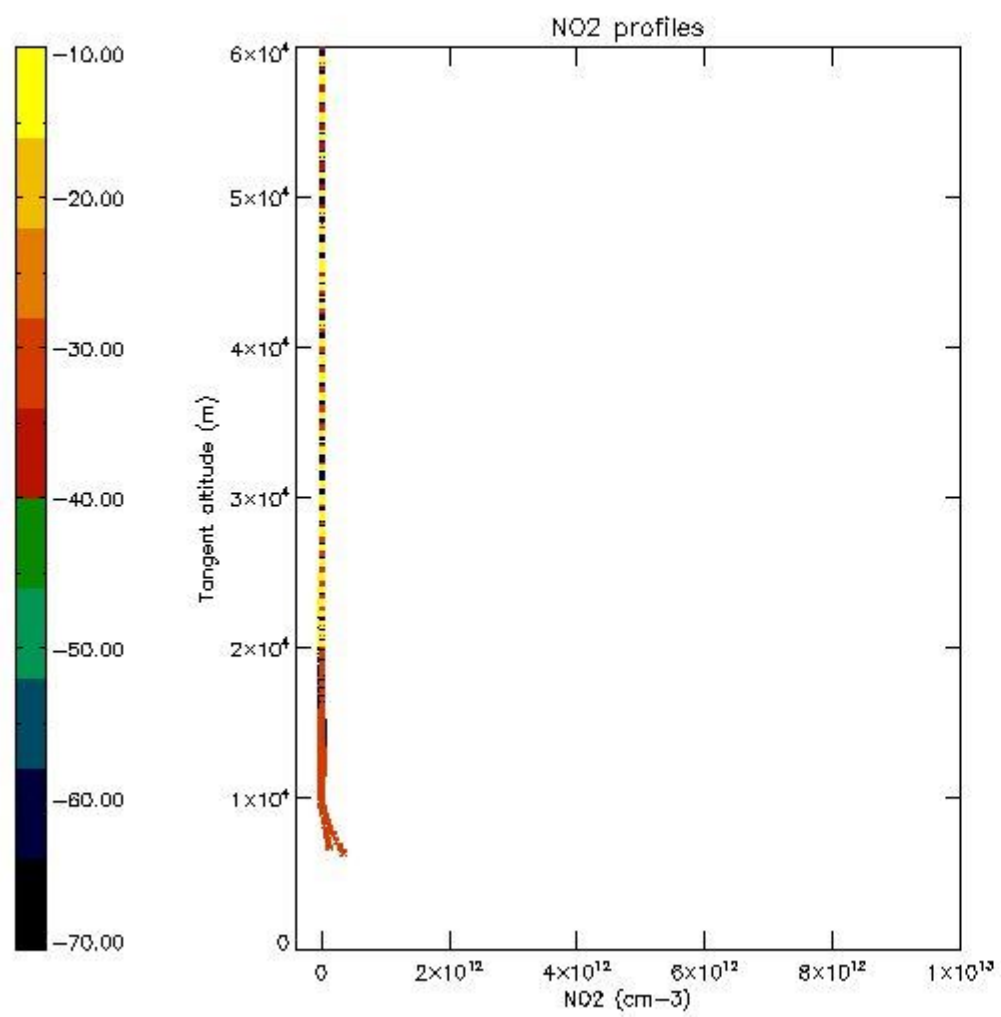
5.5 Plot ozone profiles where STD < 5% (dark without errors)

The colorbar represents the latitude.



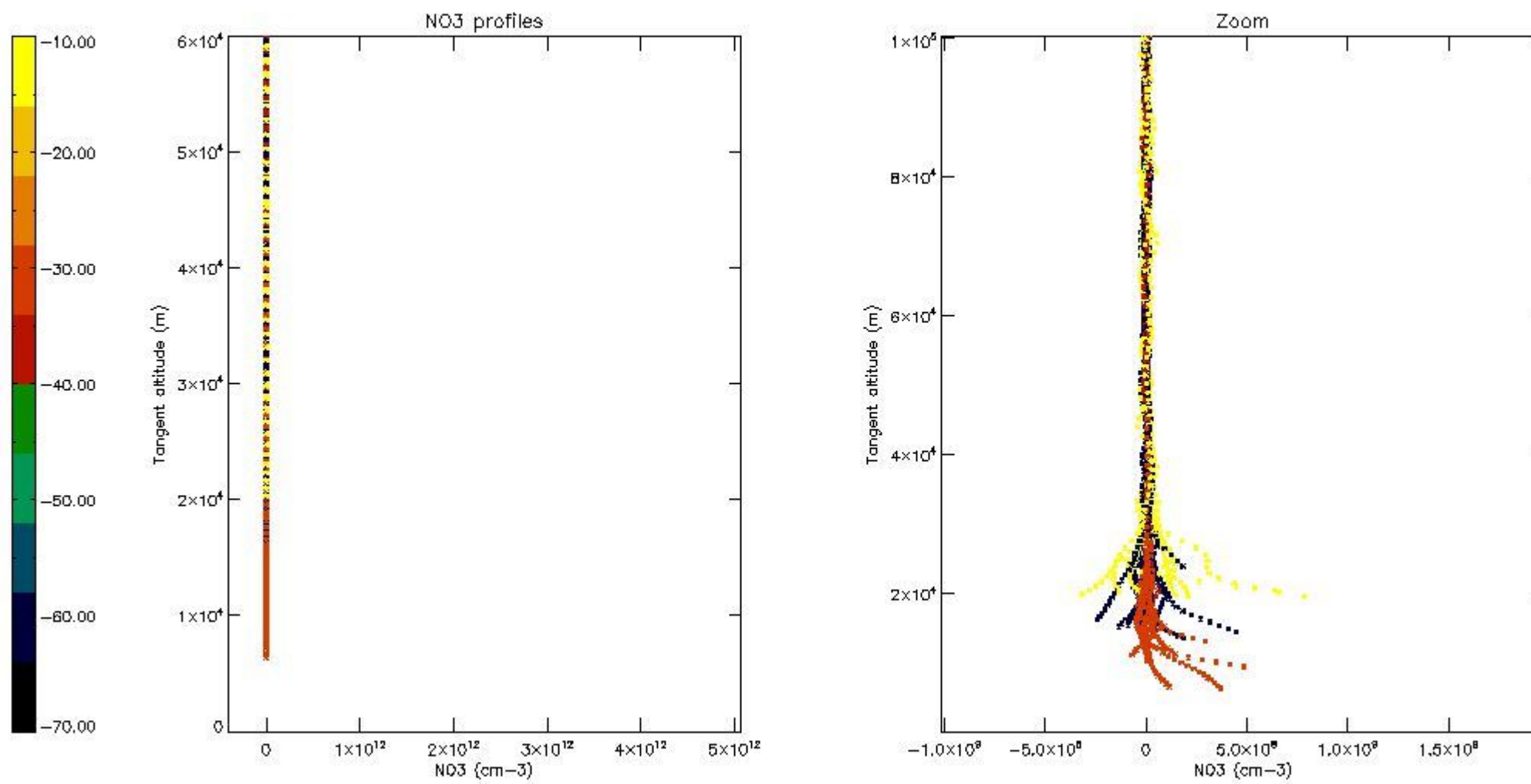
5.6 Plot NO₂ profiles for all STD (dark without errors)

The colorbar represents the latitude.



5.7 Plot NO3 profiles for all STD (dark without errors)

The colorbar represents the latitude.



6. Auxiliary Data Files used for the production reported in section 2

The number reported in the third column indicates since which file (see list in section 2) the corresponding auxiliary file has been used. The fourth column is the date of those product files.

| Type | Auxiliary Filename | Used since product | Used since product date |
|---------------------------|---|--------------------|-------------------------|
| INST_PHYS_CHARACTERISTICS | GOM_INS_AXVIEC20091111_143220_20030716_120000_20500101_000000 | 1 | 19-MAY-2009 00:00:11 |
| LEVEL-2_PROC_CONFIG | GOM_PR2_AXVIEC20091111_152718_20020301_000000_20500101_000000 | 1 | 19-MAY-2009 00:00:11 |
| CROSS_SECTIONS_FILE | GOM_CRS_AXVIEC20091111_154832_20020301_000000_20500101_000000 | 1 | 19-MAY-2009 00:00:11 |

GOMOS Level 2 Daily Report

SUMMARY

[1. General Info](#)

[2. Summary of processed GOM_NL_2P products](#)

[3. Level 2 Quality information per product](#)

[3.1 Plot of level 2 quality information per product \(time dependant\)](#)

[3.2 Plot of level 2 quality information per product \(world map\)](#)

[4. Level 1 Quality information per product \(stored on level 2 products\)](#)

[4.1 Plot of level 1 quality information per product \(time dependant\)](#)

[4.1.1 Plot of level 1 quality information per product \(time dependant\): ASCENDING](#)

[4.1.2 Plot of level 1 quality information per product \(time dependant\): DESCENDING](#)

[4.2 Plot of level 1 quality information per product \(world map\)](#)

[4.2.1 Plot of level 1 quality information per product \(world map\): ASCENDING](#)

[4.2.2 Plot of level 1 quality information per product \(world map\): DESCENDING](#)

[5. Ozone profiles based on quality statistics and other trace gas profiles](#)

[5.1 Ozone statistics based on quality of products](#)

[5.2 Plot ozone profiles for all STD \(dark without errors\)](#)

[5.3 Plot ozone profiles where STD < 20% \(dark without errors\)](#)

[5.4. Plot ozone profiles where STD < 10% \(dark without errors\)](#)

[5.5. Plot ozone profiles where STD < 5% \(dark without errors\)](#)

[5.6 Plot NO2 profiles for all STD \(dark without errors\)](#)

[5.7 Plot NO3 profiles for all STD \(dark without errors\)](#)

[5.8 Plot H2O profiles \(only for occultations of stars 1,2,3,4,13,14,16,26,63 dark without errors\) for all STD](#)

[6. Auxiliary Data Files used for the production reported in section 2](#)

This report presents the daily analysis on parameters extracted from GOMOS level 2 data (GOM_NL__2P). It is intended to monitor some important parameters that will impact the quality of these products. A list of level 2 products (and content) that have arrived during the reporting day to the PCF is also given.

| Item | Value |
|---------------------------|---------------------------------|
| Time of report generation | 26APR2013 09:36:28 |
| Data source version | GOMOS/6.01 |
| Start time of products | 19-05-2009 (19MAY2009 00:00:00) |
| Stop time of products | 20-05-2009 (20MAY2009 00:00:00) |
| Store outputs in DB | Yes |
| Nb of level 2 prods | 147 |
| Nb of prods with errors | 0 |

2. Summary of processed GOM_NL__2P products.

| Nr | Filename | UTC Start time | Limb | Duration | Star Id | Star Name | Star Mag | Star Temp | Nb Meas | Orbit | Prod. error |
|----|--|----------------------|----------------|----------|---------|-----------|----------|-----------|---------|-------|-------------|
| 1 | GOM_NL__2PRFIN20090519_000011_000000402079_00102_37731_6043.N1 | 19-MAY-2009 00:00:11 | Bright | 39.500 | 67 | 5Alp CrB | 2.2210 | 11000. | 79 | 37731 | No |
| 2 | GOM_NL__2PRFIN20090519_001109_000000422079_00102_37731_6044.N1 | 19-MAY-2009 00:11:09 | Bright | 42.000 | 119 | 14Eta Dra | 2.7270 | 4700.0 | 84 | 37731 | No |
| 3 | GOM_NL__2PRFIN20090519_002205_000000452079_00102_37731_6045.N1 | 19-MAY-2009 00:22:05 | Bright | 44.500 | 89 | 5Alp Cep | 2.4510 | 8000.0 | 89 | 37731 | No |
| 4 | GOM_NL__2PRFIN20090519_004124_000000572079_00102_37731_6046.N1 | 19-MAY-2009 00:41:24 | Dark | 57.000 | 90 | 54Alp Peg | 2.4870 | 11000. | 114 | 37731 | No |
| 5 | GOM_NL__2PRFIN20090519_075839_000000502079_00107_37736_6109.N1 | 19-MAY-2009 07:58:39 | Straylight | 50.000 | 40 | The Sco | 1.8590 | 7100.0 | 100 | 37736 | No |
| 6 | GOM_NL__2PRFIN20090519_080031_000000542079_00107_37736_6110.N1 | 19-MAY-2009 08:00:31 | Straylight | 53.500 | 25 | 35Lam Sco | 1.6200 | 28000. | 107 | 37736 | No |
| 7 | GOM_NL__2PRFIN20090519_080242_000000542079_00107_37736_6111.N1 | 19-MAY-2009 08:02:42 | Twilight_stray | 53.500 | 75 | 26Eps Sco | 2.2910 | 4250.0 | 107 | 37736 | No |
| 8 | GOM_NL__2PRFIN20090519_080541_000000542079_00107_37736_6112.N1 | 19-MAY-2009 08:05:41 | Twilight_stray | 53.500 | 16 | 21Alp Sco | 1.0200 | 3000.0 | 107 | 37736 | No |
| 9 | GOM_NL__2PRFIN20090519_081119_000000502079_00107_37736_6113.N1 | 19-MAY-2009 08:11:19 | Bright | 49.500 | 98 | 13Zet Oph | 2.5710 | 30000. | 99 | 37736 | No |
| 10 | GOM_NL__2PRFIN20090519_081344_000000472079_00107_37736_6114.N1 | 19-MAY-2009 08:13:44 | Bright | 46.500 | 120 | 1Del Oph | 2.7340 | 3200.0 | 93 | 37736 | No |
| 11 | GOM_NL__2PRFIN20090519_081652_000000422079_00107_37736_6115.N1 | 19-MAY-2009 08:16:52 | Bright | 42.000 | 102 | 24Alp Ser | 2.6000 | 4250.0 | 84 | 37736 | No |
| 12 | GOM_NL__2PRFIN20090519_082309_000000432079_00107_37736_6116.N1 | 19-MAY-2009 08:23:09 | Bright | 42.500 | 67 | 5Alp CrB | 2.2210 | 11000. | 85 | 37736 | No |
| 13 | GOM_NL__2PRFIN20090519_083407_000000392079_00107_37736_6117.N1 | 19-MAY-2009 08:34:07 | Bright | 38.500 | 119 | 14Eta Dra | 2.7270 | 4700.0 | 77 | 37736 | No |
| 14 | GOM_NL__2PRFIN20090519_084503_000000412079_00107_37736_6118.N1 | 19-MAY-2009 08:45:03 | Bright | 40.500 | 89 | 5Alp Cep | 2.4510 | 8000.0 | 81 | 37736 | No |
| 15 | GOM_NL__2PRFIN20090519_085927_000000642079_00107_37736_6119.N1 | 19-MAY-2009 08:59:27 | Twilight_stray | 63.500 | 93 | 53Bet Peg | 2.5200 | 3100.0 | 127 | 37736 | No |
| 16 | GOM_NL__2PRFIN20090519_090427_000000572079_00107_37736_6120.N1 | 19-MAY-2009 09:04:27 | Dark | 57.000 | 90 | 54Alp Peg | 2.4870 | 11000. | 114 | 37736 | No |
| 17 | GOM_NL__2PRFIN20090519_091818_000000532079_00107_37736_6121.N1 | 19-MAY-2009 09:18:18 | Dark | 53.000 | 18 | 24Alp PsA | 1.1660 | 9700.0 | 106 | 37736 | No |
| 18 | GOM_NL__2PRFIN20090519_092337_000000492079_00108_37737_6123.N1 | 19-MAY-2009 09:23:37 | Dark | 48.500 | 172 | Gam Gru | 3.0030 | 13100. | 97 | 37737 | No |
| 19 | GOM_NL__2PRFIN20090519_093915_000000502079_00108_37737_6124.N1 | 19-MAY-2009 09:39:15 | Straylight | 50.000 | 40 | The Sco | 1.8590 | 7100.0 | 100 | 37737 | No |
| 20 | GOM_NL__2PRFIN20090519_094107_000000542079_00108_37737_6125.N1 | 19-MAY-2009 09:41:07 | Straylight | 54.000 | 25 | 35Lam Sco | 1.6200 | 28000. | 108 | 37737 | No |
| 21 | GOM_NL__2PRFIN20090519_094318_000000532079_00108_37737_6126.N1 | 19-MAY-2009 09:43:18 | Twilight_stray | 53.000 | 75 | 26Eps Sco | 2.2910 | 4250.0 | 106 | 37737 | No |
| 22 | GOM_NL__2PRFIN20090519_094617_000000622079_00108_37737_6127.N1 | 19-MAY-2009 09:46:17 | Twilight_stray | 62.000 | 16 | 21Alp Sco | 1.0200 | 3000.0 | 124 | 37737 | No |
| 23 | GOM_NL__2PRFIN20090519_095155_000000512079_00108_37737_6128.N1 | 19-MAY-2009 09:51:55 | Bright | 51.000 | 98 | 13Zet Oph | 2.5710 | 30000. | 102 | 37737 | No |
| 24 | GOM_NL__2PRFIN20090519_095420_000000482079_00108_37737_6129.N1 | 19-MAY-2009 09:54:20 | Bright | 47.500 | 120 | 1Del Oph | 2.7340 | 3200.0 | 95 | 37737 | No |
| 25 | GOM_NL__2PRFIN20090519_095727_000000422079_00108_37737_6130.N1 | 19-MAY-2009 09:57:27 | Bright | 41.500 | 102 | 24Alp Ser | 2.6000 | 4250.0 | 83 | 37737 | No |
| 26 | GOM_NL__2PRFIN20090519_100344_000000422079_00108_37737_6131.N1 | 19-MAY-2009 10:03:44 | Bright | 42.000 | 67 | 5Alp CrB | 2.2210 | 11000. | 84 | 37737 | No |
| 27 | GOM_NL__2PRFIN20090519_101442_000000422079_00108_37737_6132.N1 | 19-MAY-2009 10:14:42 | Bright | 41.500 | 119 | 14Eta Dra | 2.7270 | 4700.0 | 83 | 37737 | No |
| 28 | GOM_NL__2PRFIN20090519_102538_000000442079_00108_37737_6133.N1 | 19-MAY-2009 10:25:38 | Bright | 44.000 | 89 | 5Alp Cep | 2.4510 | 8000.0 | 88 | 37737 | No |
| 29 | GOM_NL__2PRFIN20090519_104004_000000632079_00108_37737_6134.N1 | 19-MAY-2009 10:40:04 | Twilight_stray | 63.000 | 93 | 53Bet Peg | 2.5200 | 3100.0 | 126 | 37737 | No |
| 30 | GOM_NL__2PRFIN20090519_104503_000000582079_00108_37737_6135.N1 | 19-MAY-2009 10:45:03 | Dark | 57.500 | 90 | 54Alp Peg | 2.4870 | 11000. | 115 | 37737 | No |
| 31 | GOM_NL__2PRFIN20090519_105855_000000532079_00108_37737_6136.N1 | 19-MAY-2009 10:58:55 | Dark | 52.500 | 18 | 24Alp PsA | 1.1660 | 9700.0 | 105 | 37737 | No |
| 32 | GOM_NL__2PRFIN20090519_110414_000000492079_00109_37738_6157.N1 | 19-MAY-2009 11:04:14 | Dark | 48.500 | 172 | Gam Gru | 3.0030 | 13100. | 97 | 37738 | No |
| 33 | GOM_NL__2PRFIN20090519_111952_000000542079_00109_37738_6158.N1 | 19-MAY-2009 11:19:52 | Straylight | 54.000 | 40 | The Sco | 1.8590 | 7100.0 | 108 | 37738 | No |
| 34 | GOM_NL__2PRFIN20090519_112143_000000532079_00109_37738_6159.N1 | 19-MAY-2009 11:21:43 | Straylight | 53.000 | 25 | 35Lam Sco | 1.6200 | 28000. | 106 | 37738 | No |
| 35 | GOM_NL__2PRFIN20090519_112355_000000502079_00109_37738_6160.N1 | 19-MAY-2009 11:23:55 | Twilight_stray | 50.000 | 75 | 26Eps Sco | 2.2910 | 4250.0 | 100 | 37738 | No |
| 36 | GOM_NL__2PRFIN20090519_112654_000000572079_00109_37738_6161.N1 | 19-MAY-2009 11:26:54 | Twilight_stray | 56.500 | 16 | 21Alp Sco | 1.0200 | 3000.0 | 113 | 37738 | No |
| 37 | GOM_NL__2PRFIN20090519_112924_000000452079_00109_37738_6162.N1 | 19-MAY-2009 11:29:24 | Bright | 45.000 | 97 | 8Bet1Sco | 2.5610 | 30000. | 90 | 37738 | No |
| 38 | GOM_NL__2PRFIN20090519_113231_000000522079_00109_37738_6163.N1 | 19-MAY-2009 11:32:31 | Bright | 52.000 | 98 | 13Zet Oph | 2.5710 | 30000. | 104 | 37738 | No |
| 39 | GOM_NL__2PRFIN20090519_113456_000000462079_00109_37738_6164.N1 | 19-MAY-2009 11:34:56 | Bright | 46.000 | 120 | 1Del Oph | 2.7340 | 3200.0 | 92 | 37738 | No |
| 40 | GOM_NL__2PRFIN20090519_113803_000000412079_00109_37738_6165.N1 | 19-MAY-2009 11:38:03 | Bright | 40.500 | 102 | 24Alp Ser | 2.6000 | 4250.0 | 81 | 37738 | No |
| 41 | GOM_NL__2PRFIN20090519_114420_000000392079_00109_37738_6166.N1 | 19-MAY-2009 11:44:20 | Bright | 39.000 | 67 | 5Alp CrB | 2.2210 | 11000. | 78 | 37738 | No |
| 42 | GOM_NL__2PRFIN20090519_120613_000000442079_00109_37738_6167.N1 | 19-MAY-2009 12:06:13 | Bright | 44.000 | 89 | 5Alp Cep | 2.4510 | 8000.0 | 88 | 37738 | No |

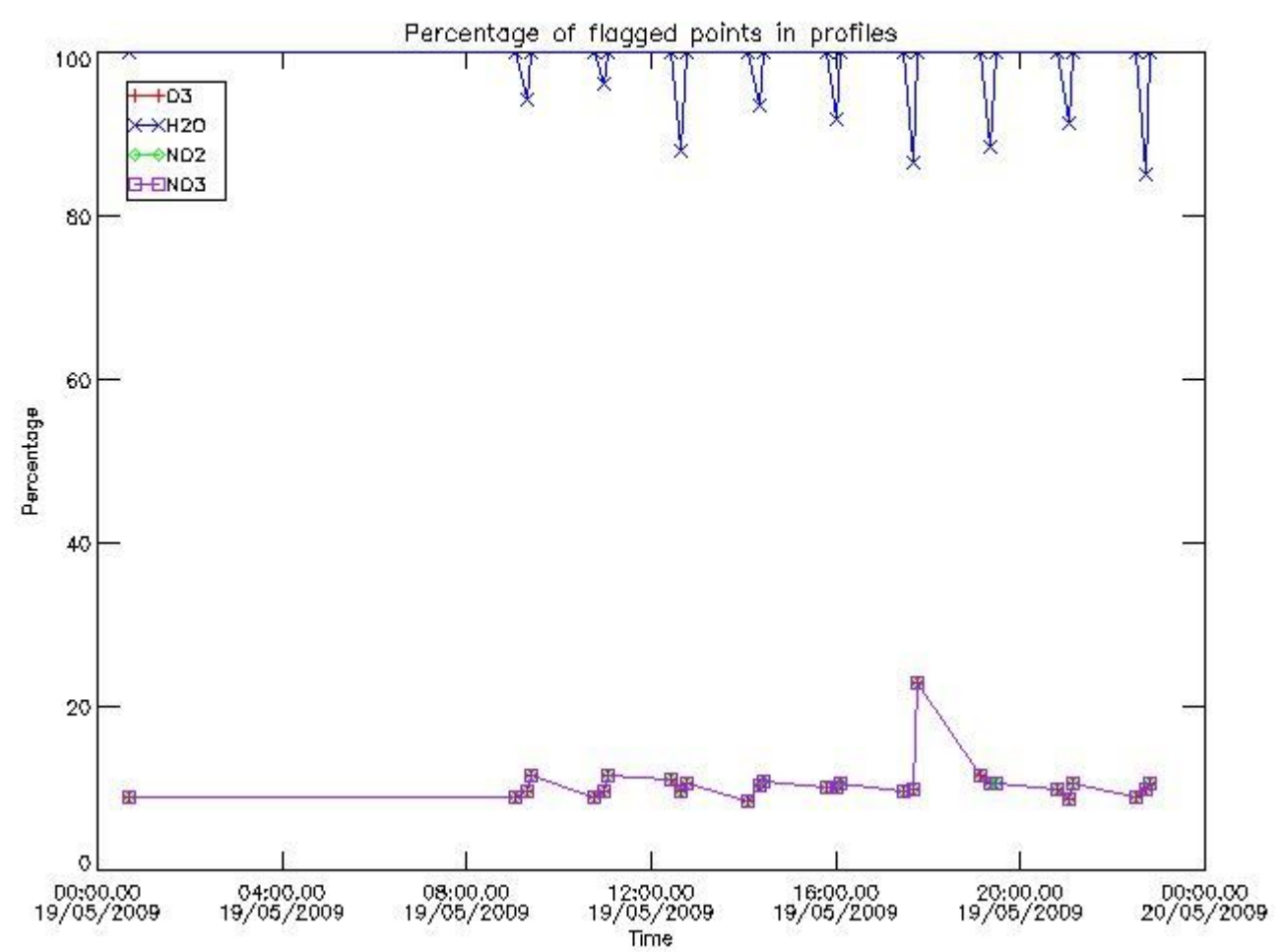
| | | | | | | | | | | | |
|-----|--|----------------------|------------|--------|-----|-----------|--------|--------|-----|-------|----|
| 43 | GOM_NL__2PRFIN20090519_122040_000000452079_00109_37738_6168.N1 | 19-MAY-2009 12:20:40 | Twilight | 45.000 | 93 | 53Bet Peg | 2.5200 | 3100.0 | 90 | 37738 | No |
| 44 | GOM_NL__2PRFIN20090519_122540_000000562079_00109_37738_6169.N1 | 19-MAY-2009 12:25:40 | Dark | 55.500 | 90 | 54Alp Peg | 2.4870 | 11000. | 111 | 37738 | No |
| 45 | GOM_NL__2PRFIN20090519_123932_000000592079_00109_37738_6170.N1 | 19-MAY-2009 12:39:32 | Dark | 58.500 | 18 | 24Alp PsA | 1.1660 | 9700.0 | 117 | 37738 | No |
| 46 | GOM_NL__2PRFIN20090519_124451_000000492079_00110_37739_6171.N1 | 19-MAY-2009 12:44:51 | Dark | 48.500 | 172 | Gam Gru | 3.0030 | 13100. | 97 | 37739 | No |
| 47 | GOM_NL__2PRFIN20090519_130028_000000502079_00110_37739_6172.N1 | 19-MAY-2009 13:00:28 | Straylight | 50.000 | 40 | The Sco | 1.8590 | 7100.0 | 100 | 37739 | No |
| 48 | GOM_NL__2PRFIN20090519_130220_000000552079_00110_37739_6173.N1 | 19-MAY-2009 13:02:20 | Straylight | 55.000 | 25 | 35Lam Sco | 1.6200 | 28000. | 110 | 37739 | No |
| 49 | GOM_NL__2PRFIN20090519_130431_000000512079_00110_37739_6174.N1 | 19-MAY-2009 13:04:31 | Twilight | 51.000 | 75 | 26Eps Sco | 2.2910 | 4250.0 | 102 | 37739 | No |
| 50 | GOM_NL__2PRFIN20090519_130730_000000562079_00110_37739_6175.N1 | 19-MAY-2009 13:07:30 | Twilight | 56.000 | 16 | 21Alp Sco | 1.0200 | 3000.0 | 112 | 37739 | No |
| 51 | GOM_NL__2PRFIN20090519_131000_000000432079_00110_37739_6176.N1 | 19-MAY-2009 13:10:00 | Bright | 43.000 | 97 | 8Bet1Sco | 2.5610 | 30000. | 86 | 37739 | No |
| 52 | GOM_NL__2PRFIN20090519_131307_000000512079_00110_37739_6177.N1 | 19-MAY-2009 13:13:07 | Bright | 51.000 | 98 | 13Zet Oph | 2.5710 | 30000. | 102 | 37739 | No |
| 53 | GOM_NL__2PRFIN20090519_131532_000000472079_00110_37739_6178.N1 | 19-MAY-2009 13:15:32 | Bright | 46.500 | 120 | 1Del Oph | 2.7340 | 3200.0 | 93 | 37739 | No |
| 54 | GOM_NL__2PRFIN20090519_131839_000000432079_00110_37739_6179.N1 | 19-MAY-2009 13:18:39 | Bright | 43.000 | 102 | 24Alp Ser | 2.6000 | 4250.0 | 86 | 37739 | No |
| 55 | GOM_NL__2PRFIN20090519_132455_000000422079_00110_37739_6180.N1 | 19-MAY-2009 13:24:55 | Bright | 41.500 | 67 | 5Alp CrB | 2.2210 | 11000. | 83 | 37739 | No |
| 56 | GOM_NL__2PRFIN20090519_133553_000000432079_00110_37739_6181.N1 | 19-MAY-2009 13:35:53 | Bright | 42.500 | 119 | 14Eta Dra | 2.7270 | 4700.0 | 85 | 37739 | No |
| 57 | GOM_NL__2PRFIN20090519_134649_000000422079_00110_37739_6182.N1 | 19-MAY-2009 13:46:49 | Bright | 41.500 | 89 | 5Alp Cep | 2.4510 | 8000.0 | 83 | 37739 | No |
| 58 | GOM_NL__2PRFIN20090519_140116_000000222079_00110_37739_6183.N1 | 19-MAY-2009 14:01:16 | Twilight | 21.500 | 93 | 53Bet Peg | 2.5200 | 3100.0 | 43 | 37739 | No |
| 59 | GOM_NL__2PRFIN20090519_140616_000000602079_00110_37739_6184.N1 | 19-MAY-2009 14:06:16 | Dark | 60.000 | 90 | 54Alp Peg | 2.4870 | 11000. | 120 | 37739 | No |
| 60 | GOM_NL__2PRFIN20090519_142008_000000552079_00110_37739_6185.N1 | 19-MAY-2009 14:20:08 | Dark | 54.500 | 18 | 24Alp PsA | 1.1660 | 9700.0 | 109 | 37739 | No |
| 61 | GOM_NL__2PRFIN20090519_142529_000000482079_00111_37740_6186.N1 | 19-MAY-2009 14:25:29 | Dark | 47.500 | 172 | Gam Gru | 3.0030 | 13100. | 95 | 37740 | No |
| 62 | GOM_NL__2PRFIN20090519_144105_000000502079_00111_37740_6187.N1 | 19-MAY-2009 14:41:05 | Straylight | 50.000 | 40 | The Sco | 1.8590 | 7100.0 | 100 | 37740 | No |
| 63 | GOM_NL__2PRFIN20090519_144256_000000532079_00111_37740_6188.N1 | 19-MAY-2009 14:42:56 | Straylight | 52.500 | 25 | 35Lam Sco | 1.6200 | 28000. | 105 | 37740 | No |
| 64 | GOM_NL__2PRFIN20090519_144508_000000512079_00111_37740_6189.N1 | 19-MAY-2009 14:45:08 | Twilight | 50.500 | 75 | 26Eps Sco | 2.2910 | 4250.0 | 101 | 37740 | No |
| 65 | GOM_NL__2PRFIN20090519_144806_000000582079_00111_37740_6190.N1 | 19-MAY-2009 14:48:06 | Twilight | 58.000 | 16 | 21Alp Sco | 1.0200 | 3000.0 | 116 | 37740 | No |
| 66 | GOM_NL__2PRFIN20090519_145036_000000452079_00111_37740_6191.N1 | 19-MAY-2009 14:50:36 | Bright | 45.000 | 97 | 8Bet1Sco | 2.5610 | 30000. | 90 | 37740 | No |
| 67 | GOM_NL__2PRFIN20090519_145343_000000502079_00111_37740_6192.N1 | 19-MAY-2009 14:53:43 | Bright | 49.500 | 98 | 13Zet Oph | 2.5710 | 30000. | 99 | 37740 | No |
| 68 | GOM_NL__2PRFIN20090519_145607_000000472079_00111_37740_6193.N1 | 19-MAY-2009 14:56:07 | Bright | 46.500 | 120 | 1Del Oph | 2.7340 | 3200.0 | 93 | 37740 | No |
| 69 | GOM_NL__2PRFIN20090519_145915_000000412079_00111_37740_6194.N1 | 19-MAY-2009 14:59:15 | Bright | 41.000 | 102 | 24Alp Ser | 2.6000 | 4250.0 | 82 | 37740 | No |
| 70 | GOM_NL__2PRFIN20090519_150531_000000402079_00111_37740_6195.N1 | 19-MAY-2009 15:05:31 | Bright | 40.000 | 67 | 5Alp CrB | 2.2210 | 11000. | 80 | 37740 | No |
| 71 | GOM_NL__2PRFIN20090519_151628_000000412079_00111_37740_6196.N1 | 19-MAY-2009 15:16:28 | Bright | 41.000 | 119 | 14Eta Dra | 2.7270 | 4700.0 | 82 | 37740 | No |
| 72 | GOM_NL__2PRFIN20090519_152724_000000432079_00111_37740_6197.N1 | 19-MAY-2009 15:27:24 | Bright | 43.000 | 89 | 5Alp Cep | 2.4510 | 8000.0 | 86 | 37740 | No |
| 73 | GOM_NL__2PRFIN20090519_154153_000000642079_00111_37740_6198.N1 | 19-MAY-2009 15:41:53 | Twilight | 64.000 | 93 | 53Bet Peg | 2.5200 | 3100.0 | 128 | 37740 | No |
| 74 | GOM_NL__2PRFIN20090519_154653_000000512079_00111_37740_6199.N1 | 19-MAY-2009 15:46:53 | Dark | 50.500 | 90 | 54Alp Peg | 2.4870 | 11000. | 101 | 37740 | No |
| 75 | GOM_NL__2PRFIN20090519_160045_000000552079_00111_37740_6200.N1 | 19-MAY-2009 16:00:45 | Dark | 55.000 | 18 | 24Alp PsA | 1.1660 | 9700.0 | 110 | 37740 | No |
| 76 | GOM_NL__2PRFIN20090519_160606_000000492079_00112_37741_6195.N1 | 19-MAY-2009 16:06:06 | Dark | 48.500 | 172 | Gam Gru | 3.0030 | 13100. | 97 | 37741 | No |
| 77 | GOM_NL__2PRFIN20090519_162141_000000522079_00112_37741_6196.N1 | 19-MAY-2009 16:21:41 | Straylight | 52.000 | 40 | The Sco | 1.8590 | 7100.0 | 104 | 37741 | No |
| 78 | GOM_NL__2PRFIN20090519_162333_000000512079_00112_37741_6197.N1 | 19-MAY-2009 16:23:33 | Straylight | 51.000 | 25 | 35Lam Sco | 1.6200 | 28000. | 102 | 37741 | No |
| 79 | GOM_NL__2PRFIN20090519_162544_000000512079_00112_37741_6198.N1 | 19-MAY-2009 16:25:44 | Twilight | 50.500 | 75 | 26Eps Sco | 2.2910 | 4250.0 | 101 | 37741 | No |
| 80 | GOM_NL__2PRFIN20090519_162842_000000632079_00112_37741_6199.N1 | 19-MAY-2009 16:28:42 | Twilight | 63.000 | 16 | 21Alp Sco | 1.0200 | 3000.0 | 126 | 37741 | No |
| 81 | GOM_NL__2PRFIN20090519_163112_000000462079_00112_37741_6200.N1 | 19-MAY-2009 16:31:12 | Bright | 45.500 | 97 | 8Bet1Sco | 2.5610 | 30000. | 91 | 37741 | No |
| 82 | GOM_NL__2PRFIN20090519_163419_000000522079_00112_37741_6201.N1 | 19-MAY-2009 16:34:19 | Bright | 52.000 | 98 | 13Zet Oph | 2.5710 | 30000. | 104 | 37741 | No |
| 83 | GOM_NL__2PRFIN20090519_163643_000000472079_00112_37741_6202.N1 | 19-MAY-2009 16:36:43 | Bright | 46.500 | 120 | 1Del Oph | 2.7340 | 3200.0 | 93 | 37741 | No |
| 84 | GOM_NL__2PRFIN20090519_163950_000000412079_00112_37741_6203.N1 | 19-MAY-2009 16:39:50 | Bright | 41.000 | 102 | 24Alp Ser | 2.6000 | 4250.0 | 82 | 37741 | No |
| 85 | GOM_NL__2PRFIN20090519_164606_000000402079_00112_37741_6204.N1 | 19-MAY-2009 16:46:06 | Bright | 40.000 | 67 | 5Alp CrB | 2.2210 | 11000. | 80 | 37741 | No |
| 86 | GOM_NL__2PRFIN20090519_165704_000000432079_00112_37741_6205.N1 | 19-MAY-2009 16:57:04 | Bright | 43.000 | 119 | 14Eta Dra | 2.7270 | 4700.0 | 86 | 37741 | No |
| 87 | GOM_NL__2PRFIN20090519_170800_000000632079_00112_37741_6206.N1 | 19-MAY-2009 17:08:00 | Bright | 63.000 | 89 | 5Alp Cep | 2.4510 | 8000.0 | 126 | 37741 | No |
| 88 | GOM_NL__2PRFIN20090519_172229_000000462079_00112_37741_6207.N1 | 19-MAY-2009 17:22:29 | Twilight | 45.500 | 93 | 53Bet Peg | 2.5200 | 3100.0 | 91 | 37741 | No |
| 89 | GOM_NL__2PRFIN20090519_172730_000000582079_00112_37741_6208.N1 | 19-MAY-2009 17:27:30 | Dark | 57.500 | 90 | 54Alp Peg | 2.4870 | 11000. | 115 | 37741 | No |
| 90 | GOM_NL__2PRFIN20090519_174122_000000522079_00112_37741_6209.N1 | 19-MAY-2009 17:41:22 | Dark | 52.000 | 18 | 24Alp PsA | 1.1660 | 9700.0 | 104 | 37741 | No |
| 91 | GOM_NL__2PRFIN20090519_174642_000000232079_00113_37742_6210.N1 | 19-MAY-2009 17:46:42 | Dark | 22.500 | 172 | Gam Gru | 3.0030 | 13100. | 45 | 37742 | No |
| 92 | GOM_NL__2PRFIN20090519_180218_000000222079_00113_37742_6211.N1 | 19-MAY-2009 18:02:18 | Straylight | 21.500 | 40 | The Sco | 1.8590 | 7100.0 | 43 | 37742 | No |
| 93 | GOM_NL__2PRFIN20090519_180410_000000522079_00113_37742_6212.N1 | 19-MAY-2009 18:04:10 | Straylight | 51.500 | 25 | 35Lam Sco | 1.6200 | 28000. | 103 | 37742 | No |
| 94 | GOM_NL__2PRFIN20090519_180620_000000522079_00113_37742_6213.N1 | 19-MAY-2009 18:06:20 | Twilight | 51.500 | 75 | 26Eps Sco | 2.2910 | 4250.0 | 103 | 37742 | No |
| 95 | GOM_NL__2PRFIN20090519_180919_000000602079_00113_37742_6214.N1 | 19-MAY-2009 18:09:19 | Twilight | 60.000 | 16 | 21Alp Sco | 1.0200 | 3000.0 | 120 | 37742 | No |
| 96 | GOM_NL__2PRFIN20090519_181149_000000462079_00113_37742_6215.N1 | 19-MAY-2009 18:11:49 | Bright | 45.500 | 97 | 8Bet1Sco | 2.5610 | 30000. | 91 | 37742 | No |
| 97 | GOM_NL__2PRFIN20090519_181454_000000502079_00113_37742_6216.N1 | 19-MAY-2009 18:14:54 | Bright | 49.500 | 98 | 13Zet Oph | 2.5710 | 30000. | 99 | 37742 | No |
| 98 | GOM_NL__2PRFIN20090519_181719_000000462079_00113_37742_6217.N1 | 19-MAY-2009 18:17:19 | Bright | 46.000 | 120 | 1Del Oph | 2.7340 | 3200.0 | 92 | 37742 | No |
| 99 | GOM_NL__2PRFIN20090519_182026_000000422079_00113_37742_6218.N1 | 19-MAY-2009 18:20:26 | Bright | 41.500 | 102 | 24Alp Ser | 2.6000 | 4250.0 | 83 | 37742 | No |
| 100 | GOM_NL__2PRFIN20090519_182642_000000462079_00113_37742_6219.N1 | 19-MAY-2009 18:26:42 | Bright | 46.000 | 67 | 5Alp CrB | 2.2210 | 11000. | 92 | 37742 | No |
| 101 | GOM_NL__2PRFIN20090519_183740_000000392079_00113_37742_6220.N1 | 19-MAY-2009 18:37:40 | Bright | 39.000 | 119 | 14Eta Dra | 2.7270 | 4700.0 | 78 | 37742 | No |

| | | | | | | | | | | | |
|-----|--|----------------------|------------|--------|-----|-----------|--------|--------|-----|-------|----|
| 102 | GOM_NL__2PRFIN20090519_184835_000000442079_00113_37742_6221.N1 | 19-MAY-2009 18:48:35 | Bright | 44.000 | 89 | 5Alp Cep | 2.4510 | 8000.0 | 88 | 37742 | No |
| 103 | GOM_NL__2PRFIN20090519_190305_000000642079_00113_37742_6222.N1 | 19-MAY-2009 19:03:05 | Twilight | 64.000 | 93 | 53Bet Peg | 2.5200 | 3100.0 | 128 | 37742 | No |
| 104 | GOM_NL__2PRFIN20090519_190806_000000482079_00113_37742_6223.N1 | 19-MAY-2009 19:08:06 | Dark | 48.000 | 90 | 54Alp Peg | 2.4870 | 11000. | 96 | 37742 | No |
| 105 | GOM_NL__2PRFIN20090519_192159_000000492079_00113_37742_6224.N1 | 19-MAY-2009 19:21:59 | Dark | 48.500 | 18 | 24Alp PsA | 1.1660 | 9700.0 | 97 | 37742 | No |
| 106 | GOM_NL__2PRFIN20090519_192719_000000492079_00114_37743_6235.N1 | 19-MAY-2009 19:27:19 | Dark | 48.500 | 172 | Gam Gru | 3.0030 | 13100. | 97 | 37743 | No |
| 107 | GOM_NL__2PRFIN20090519_194254_000000572079_00114_37743_6236.N1 | 19-MAY-2009 19:42:54 | Straylight | 56.500 | 40 | The Sco | 1.8590 | 7100.0 | 113 | 37743 | No |
| 108 | GOM_NL__2PRFIN20090519_194446_000000542079_00114_37743_6237.N1 | 19-MAY-2009 19:44:46 | Straylight | 53.500 | 25 | 35Lam Sco | 1.6200 | 28000. | 107 | 37743 | No |
| 109 | GOM_NL__2PRFIN20090519_194657_000000512079_00114_37743_6238.N1 | 19-MAY-2009 19:46:57 | Twilight | 51.000 | 75 | 26Eps Sco | 2.2910 | 4250.0 | 102 | 37743 | No |
| 110 | GOM_NL__2PRFIN20090519_194955_000000622079_00114_37743_6239.N1 | 19-MAY-2009 19:49:55 | Twilight | 62.000 | 16 | 21Alp Sco | 1.0200 | 3000.0 | 124 | 37743 | No |
| 111 | GOM_NL__2PRFIN20090519_195224_000000452079_00114_37743_6240.N1 | 19-MAY-2009 19:52:24 | Bright | 44.500 | 97 | 8Bet1Sco | 2.5610 | 30000. | 89 | 37743 | No |
| 112 | GOM_NL__2PRFIN20090519_195530_000000492079_00114_37743_6241.N1 | 19-MAY-2009 19:55:30 | Bright | 49.000 | 98 | 13Zet Oph | 2.5710 | 30000. | 98 | 37743 | No |
| 113 | GOM_NL__2PRFIN20090519_195755_000000462079_00114_37743_6242.N1 | 19-MAY-2009 19:57:55 | Bright | 46.000 | 120 | 1Del Oph | 2.7340 | 3200.0 | 92 | 37743 | No |
| 114 | GOM_NL__2PRFIN20090519_200102_000000412079_00114_37743_6243.N1 | 19-MAY-2009 20:01:02 | Bright | 41.000 | 102 | 24Alp Ser | 2.6000 | 4250.0 | 82 | 37743 | No |
| 115 | GOM_NL__2PRFIN20090519_200717_000000422079_00114_37743_6244.N1 | 19-MAY-2009 20:07:17 | Bright | 41.500 | 67 | 5Alp CrB | 2.2210 | 11000. | 83 | 37743 | No |
| 116 | GOM_NL__2PRFIN20090519_201815_000000402079_00114_37743_6245.N1 | 19-MAY-2009 20:18:15 | Bright | 40.000 | 119 | 14Eta Dra | 2.7270 | 4700.0 | 80 | 37743 | No |
| 117 | GOM_NL__2PRFIN20090519_202911_000000422079_00114_37743_6246.N1 | 19-MAY-2009 20:29:11 | Bright | 41.500 | 89 | 5Alp Cep | 2.4510 | 8000.0 | 83 | 37743 | No |
| 118 | GOM_NL__2PRFIN20090519_204341_000000662079_00114_37743_6247.N1 | 19-MAY-2009 20:43:41 | Twilight | 65.500 | 93 | 53Bet Peg | 2.5200 | 3100.0 | 131 | 37743 | No |
| 119 | GOM_NL__2PRFIN20090519_204843_000000512079_00114_37743_6248.N1 | 19-MAY-2009 20:48:43 | Dark | 50.500 | 90 | 54Alp Peg | 2.4870 | 11000. | 101 | 37743 | No |
| 120 | GOM_NL__2PRFIN20090519_210236_000000592079_00114_37743_6249.N1 | 19-MAY-2009 21:02:36 | Dark | 58.500 | 18 | 24Alp PsA | 1.1660 | 9700.0 | 117 | 37743 | No |
| 121 | GOM_NL__2PRFIN20090519_210756_000000492079_00115_37744_6252.N1 | 19-MAY-2009 21:07:56 | Dark | 48.500 | 172 | Gam Gru | 3.0030 | 13100. | 97 | 37744 | No |
| 122 | GOM_NL__2PRFIN20090519_212331_000000492079_00115_37744_6253.N1 | 19-MAY-2009 21:23:31 | Straylight | 49.000 | 40 | The Sco | 1.8590 | 7100.0 | 98 | 37744 | No |
| 123 | GOM_NL__2PRFIN20090519_212523_000000502079_00115_37744_6254.N1 | 19-MAY-2009 21:25:23 | Straylight | 49.500 | 25 | 35Lam Sco | 1.6200 | 28000. | 99 | 37744 | No |
| 124 | GOM_NL__2PRFIN20090519_212734_000000492079_00115_37744_6255.N1 | 19-MAY-2009 21:27:34 | Twilight | 49.000 | 75 | 26Eps Sco | 2.2910 | 4250.0 | 98 | 37744 | No |
| 125 | GOM_NL__2PRFIN20090519_213032_000000622079_00115_37744_6256.N1 | 19-MAY-2009 21:30:32 | Twilight | 62.000 | 16 | 21Alp Sco | 1.0200 | 3000.0 | 124 | 37744 | No |
| 126 | GOM_NL__2PRFIN20090519_213300_000000452079_00115_37744_6257.N1 | 19-MAY-2009 21:33:00 | Bright | 44.500 | 97 | 8Bet1Sco | 2.5610 | 30000. | 89 | 37744 | No |
| 127 | GOM_NL__2PRFIN20090519_213606_000000522079_00115_37744_6258.N1 | 19-MAY-2009 21:36:06 | Bright | 51.500 | 98 | 13Zet Oph | 2.5710 | 30000. | 103 | 37744 | No |
| 128 | GOM_NL__2PRFIN20090519_213831_000000462079_00115_37744_6259.N1 | 19-MAY-2009 21:38:31 | Bright | 46.000 | 120 | 1Del Oph | 2.7340 | 3200.0 | 92 | 37744 | No |
| 129 | GOM_NL__2PRFIN20090519_214138_000000412079_00115_37744_6260.N1 | 19-MAY-2009 21:41:38 | Bright | 40.500 | 102 | 24Alp Ser | 2.6000 | 4250.0 | 81 | 37744 | No |
| 130 | GOM_NL__2PRFIN20090519_214754_000000412079_00115_37744_6261.N1 | 19-MAY-2009 21:47:54 | Bright | 40.500 | 67 | 5Alp CrB | 2.2210 | 11000. | 81 | 37744 | No |
| 131 | GOM_NL__2PRFIN20090519_215851_000000432079_00115_37744_6262.N1 | 19-MAY-2009 21:58:51 | Bright | 43.000 | 119 | 14Eta Dra | 2.7270 | 4700.0 | 86 | 37744 | No |
| 132 | GOM_NL__2PRFIN20090519_220946_000000662079_00115_37744_6263.N1 | 19-MAY-2009 22:09:46 | Bright | 66.000 | 89 | 5Alp Cep | 2.4510 | 8000.0 | 132 | 37744 | No |
| 133 | GOM_NL__2PRFIN20090519_222417_000000642079_00115_37744_6264.N1 | 19-MAY-2009 22:24:17 | Twilight | 64.000 | 93 | 53Bet Peg | 2.5200 | 3100.0 | 128 | 37744 | No |
| 134 | GOM_NL__2PRFIN20090519_222919_000000572079_00115_37744_6265.N1 | 19-MAY-2009 22:29:19 | Dark | 57.000 | 90 | 54Alp Peg | 2.4870 | 11000. | 114 | 37744 | No |
| 135 | GOM_NL__2PRFIN20090519_224313_000000512079_00115_37744_6266.N1 | 19-MAY-2009 22:43:13 | Dark | 51.000 | 18 | 24Alp PsA | 1.1660 | 9700.0 | 102 | 37744 | No |
| 136 | GOM_NL__2PRFIN20090519_224834_000000492079_00116_37745_6271.N1 | 19-MAY-2009 22:48:34 | Dark | 48.500 | 172 | Gam Gru | 3.0030 | 13100. | 97 | 37745 | No |
| 137 | GOM_NL__2PRFIN20090519_230408_000000502079_00116_37745_6272.N1 | 19-MAY-2009 23:04:08 | Straylight | 50.000 | 40 | The Sco | 1.8590 | 7100.0 | 100 | 37745 | No |
| 138 | GOM_NL__2PRFIN20090519_230559_000000542079_00116_37745_6273.N1 | 19-MAY-2009 23:05:59 | Straylight | 54.000 | 25 | 35Lam Sco | 1.6200 | 28000. | 108 | 37745 | No |
| 139 | GOM_NL__2PRFIN20090519_230809_000000522079_00116_37745_6274.N1 | 19-MAY-2009 23:08:09 | Twilight | 52.000 | 75 | 26Eps Sco | 2.2910 | 4250.0 | 104 | 37745 | No |
| 140 | GOM_NL__2PRFIN20090519_231107_000000552079_00116_37745_6275.N1 | 19-MAY-2009 23:11:07 | Twilight | 54.500 | 16 | 21Alp Sco | 1.0200 | 3000.0 | 109 | 37745 | No |
| 141 | GOM_NL__2PRFIN20090519_231336_000000432079_00116_37745_6276.N1 | 19-MAY-2009 23:13:36 | Bright | 43.000 | 97 | 8Bet1Sco | 2.5610 | 30000. | 86 | 37745 | No |
| 142 | GOM_NL__2PRFIN20090519_231642_000000512079_00116_37745_6277.N1 | 19-MAY-2009 23:16:42 | Bright | 50.500 | 98 | 13Zet Oph | 2.5710 | 30000. | 101 | 37745 | No |
| 143 | GOM_NL__2PRFIN20090519_231906_000000462079_00116_37745_6278.N1 | 19-MAY-2009 23:19:06 | Bright | 46.000 | 120 | 1Del Oph | 2.7340 | 3200.0 | 92 | 37745 | No |
| 144 | GOM_NL__2PRFIN20090519_232214_000000412079_00116_37745_6279.N1 | 19-MAY-2009 23:22:14 | Bright | 40.500 | 102 | 24Alp Ser | 2.6000 | 4250.0 | 81 | 37745 | No |
| 145 | GOM_NL__2PRFIN20090519_232829_000000402079_00116_37745_6280.N1 | 19-MAY-2009 23:28:29 | Bright | 40.000 | 67 | 5Alp CrB | 2.2210 | 11000. | 80 | 37745 | No |
| 146 | GOM_NL__2PRFIN20090519_233926_000000412079_00116_37745_6281.N1 | 19-MAY-2009 23:39:26 | Bright | 40.500 | 119 | 14Eta Dra | 2.7270 | 4700.0 | 81 | 37745 | No |
| 147 | GOM_NL__2PRFIN20090519_235022_000000392079_00116_37745_6282.N1 | 19-MAY-2009 23:50:22 | Bright | 38.500 | 89 | 5Alp Cep | 2.4510 | 8000.0 | 77 | 37745 | No |

3. Quality information per product

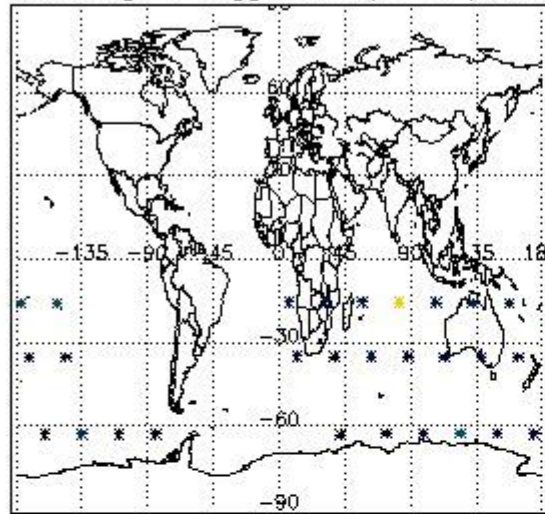
In this section it is plotted some information contained in the Quality Summary data set of the level 2 products. Only products in dark limb conditions and without errors (error flag in the MPH set to "0") are used.

3.1 Plot quality information per product (time dependant)

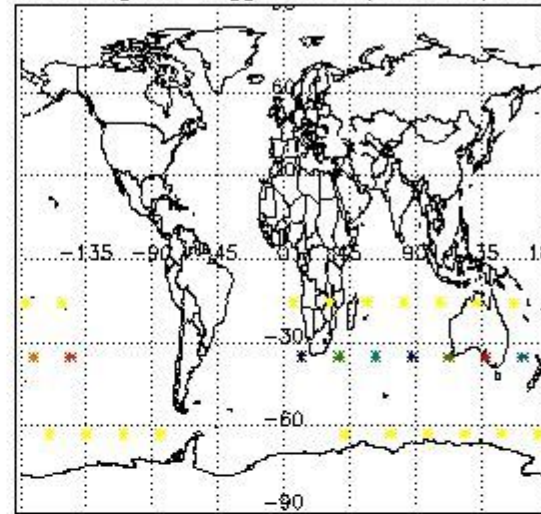


3.2 Plot quality information per product (world map)

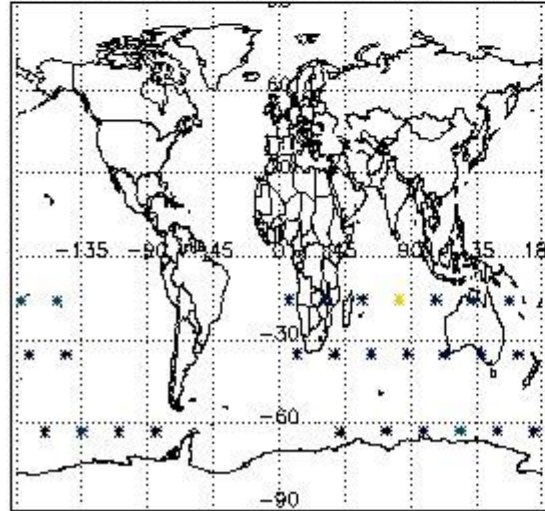
Percentage of flagged data per O3 profile



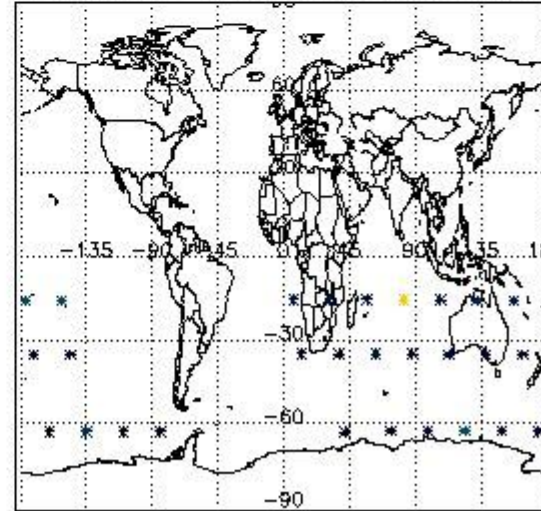
Percentage of flagged data per H2O profile



Percentage of flagged data per NO2 profile



Percentage of flagged data per NO3 profile

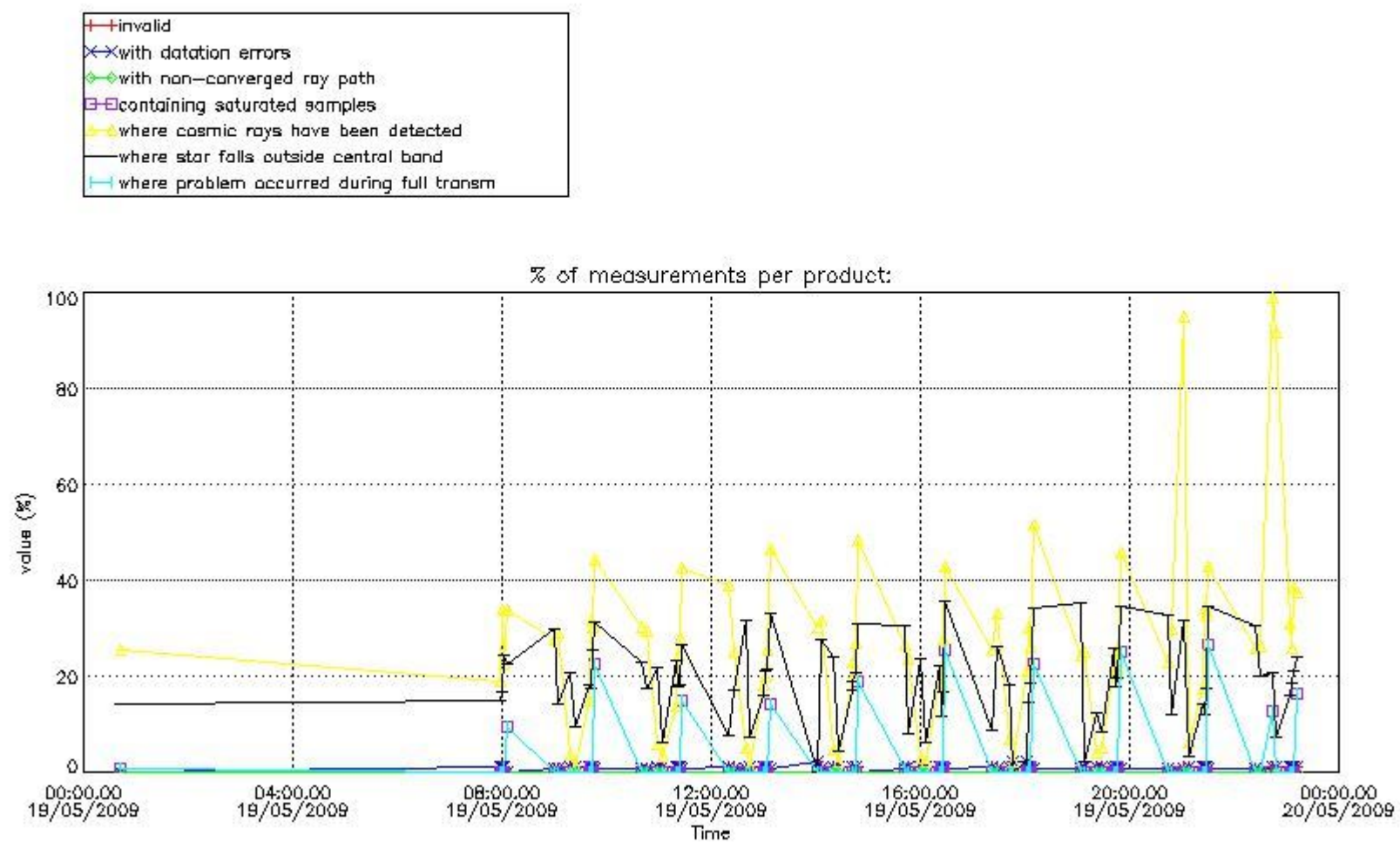


4. Level 1 quality information per product

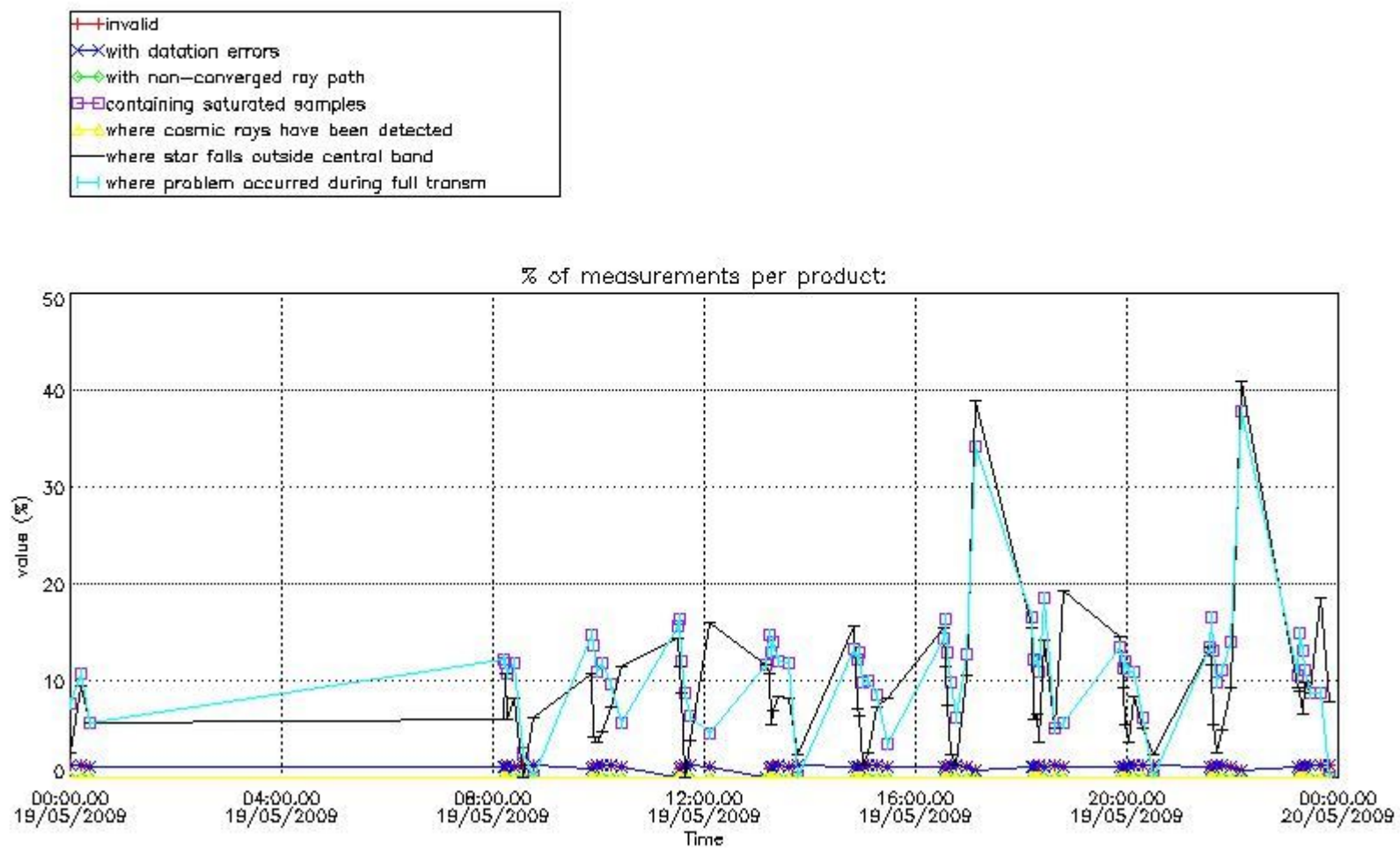
In this section it is plotted some information contained in the Quality Summary data set of the level 2 products that comes from the level 1b processing. Products without errors (error flag in the MPH set to "0") are used.

4.1 Plot quality information per product (time dependant) coming from level 1b processing

4.1.1 Plot level 1 quality information per product (time dependant): ENVISAT ASCENDING passes

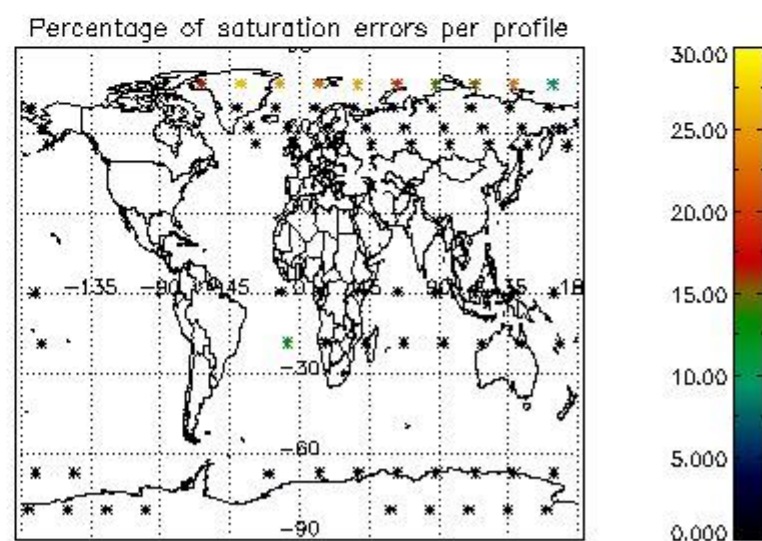
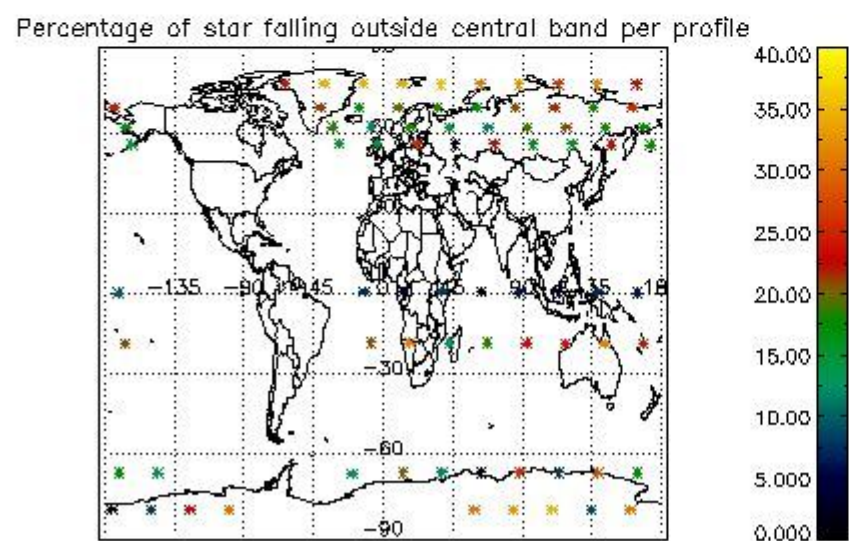
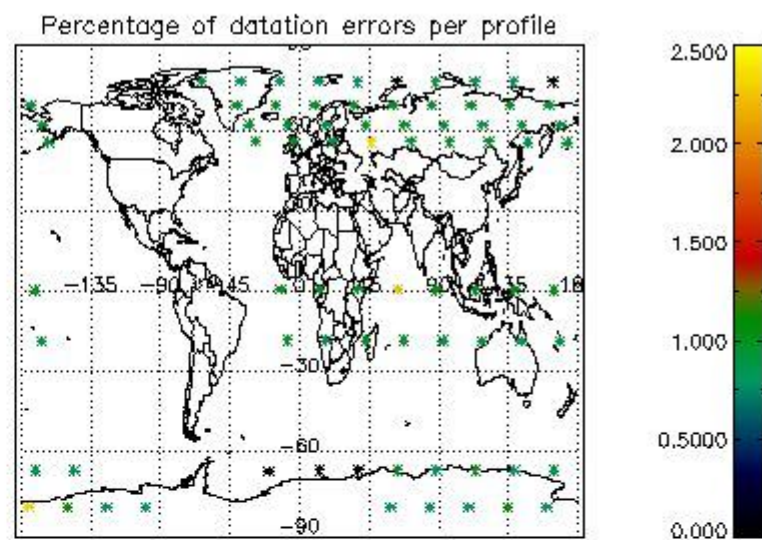
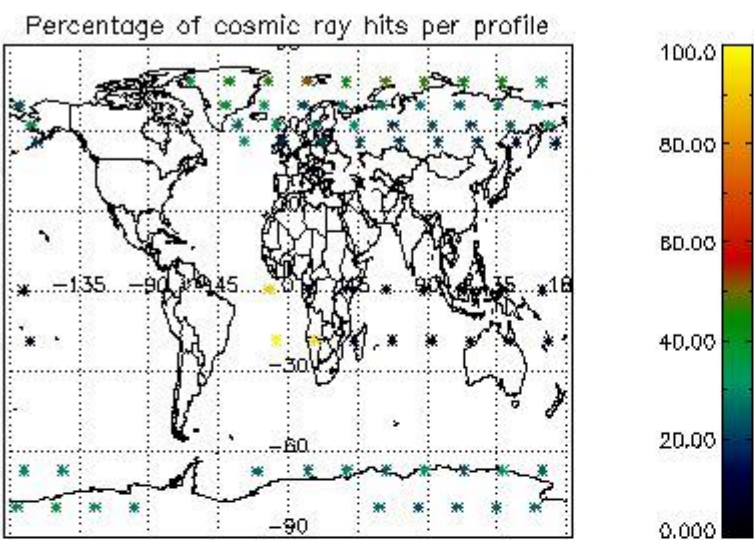


4.1.2 Plot level 1 quality information per product (time dependant): ENVI SAT DESCENDING passes

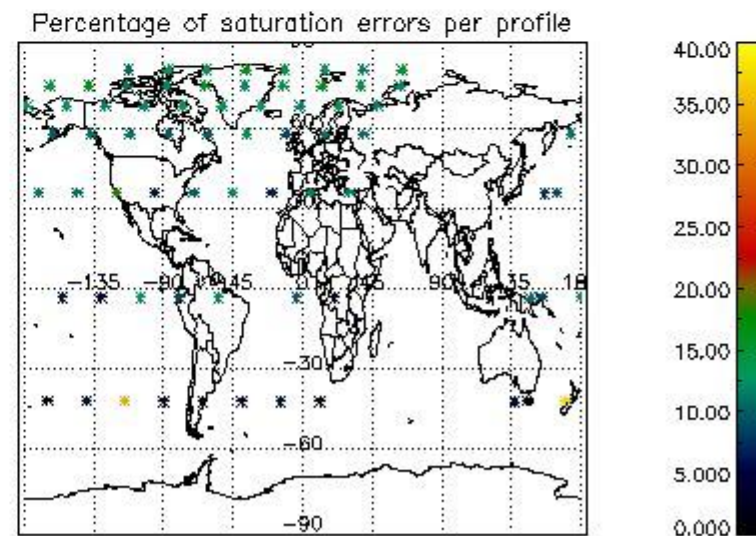
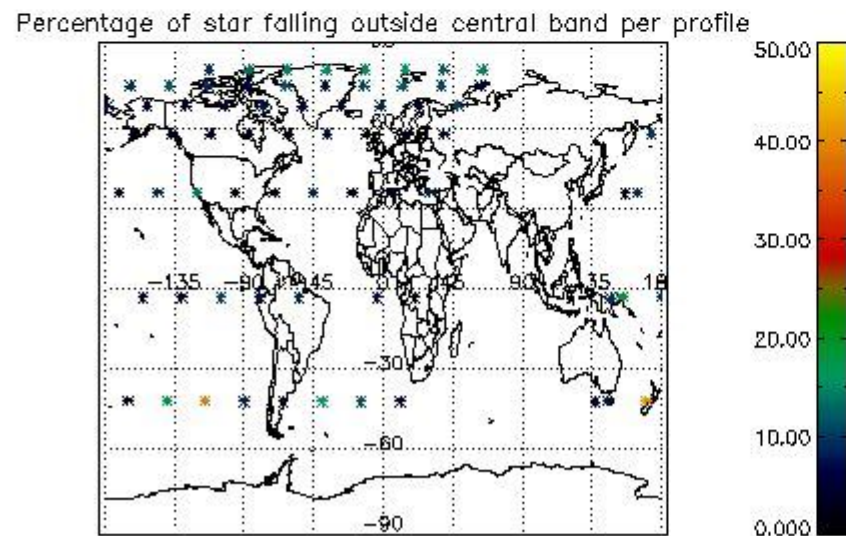
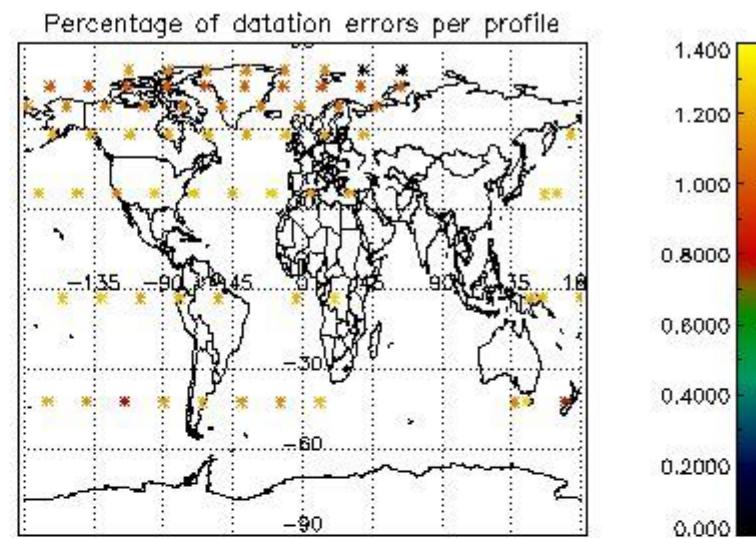
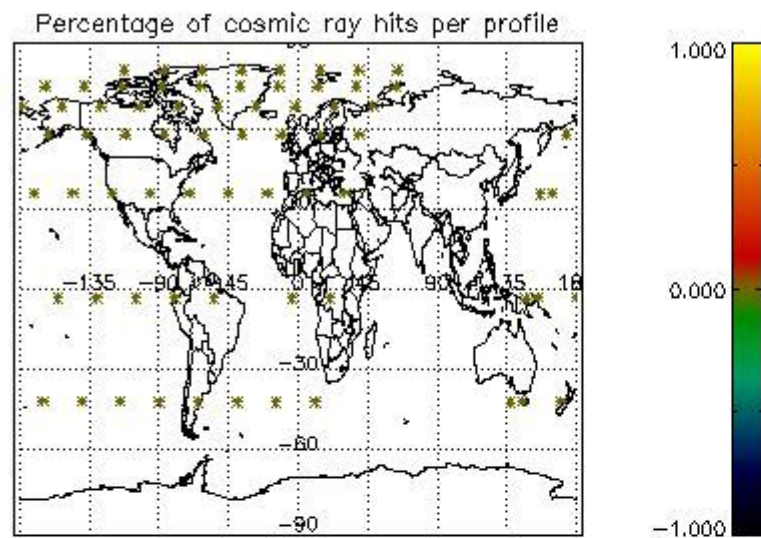


4.2 Plot quality information per product coming from level 1b processing (world map)

4.2.1 Plot level 1 quality information per product (world map): ENVISAT ASCENDING passes



4.2.2 Plot level 1 quality information per product (world map): ENVISAT DESCENDING passes



5. Trace gas profiles

5.1 Ozone statistics based on quality of products

The final quality of the products can be "measured" using the STD (Standard Deviation) attached to every point profile. This information is written to the parameter GOM_NL__2P/NL_LOCAL_SPECIES_DENSITY/o3_std of the level 2 products. The table below shows the statistics for given STD ranges.

The statistics are given with respect to the overall valid production:

- Products without fatal errors: GOM_NL__2P/MPH/PRODUCT_ERR=0
- Valid point profile: GOM_NL__2P/NL_LOCAL_SPECIES_DENSITY/pcd(0)=0

The 'Criteria' is applied to valid points of dark limb products:

- Products in dark limb illumination condition: GOM_NL__2P/NL_SUMMARY_QUALITY/obs_ill_cond=0
- Products without fatal errors: GOM_NL__2P/MPH/PRODUCT_ERR=0
- Valid point profile: GOM_NL__2P/NL_LOCAL_SPECIES_DENSITY/pcd(0)=0

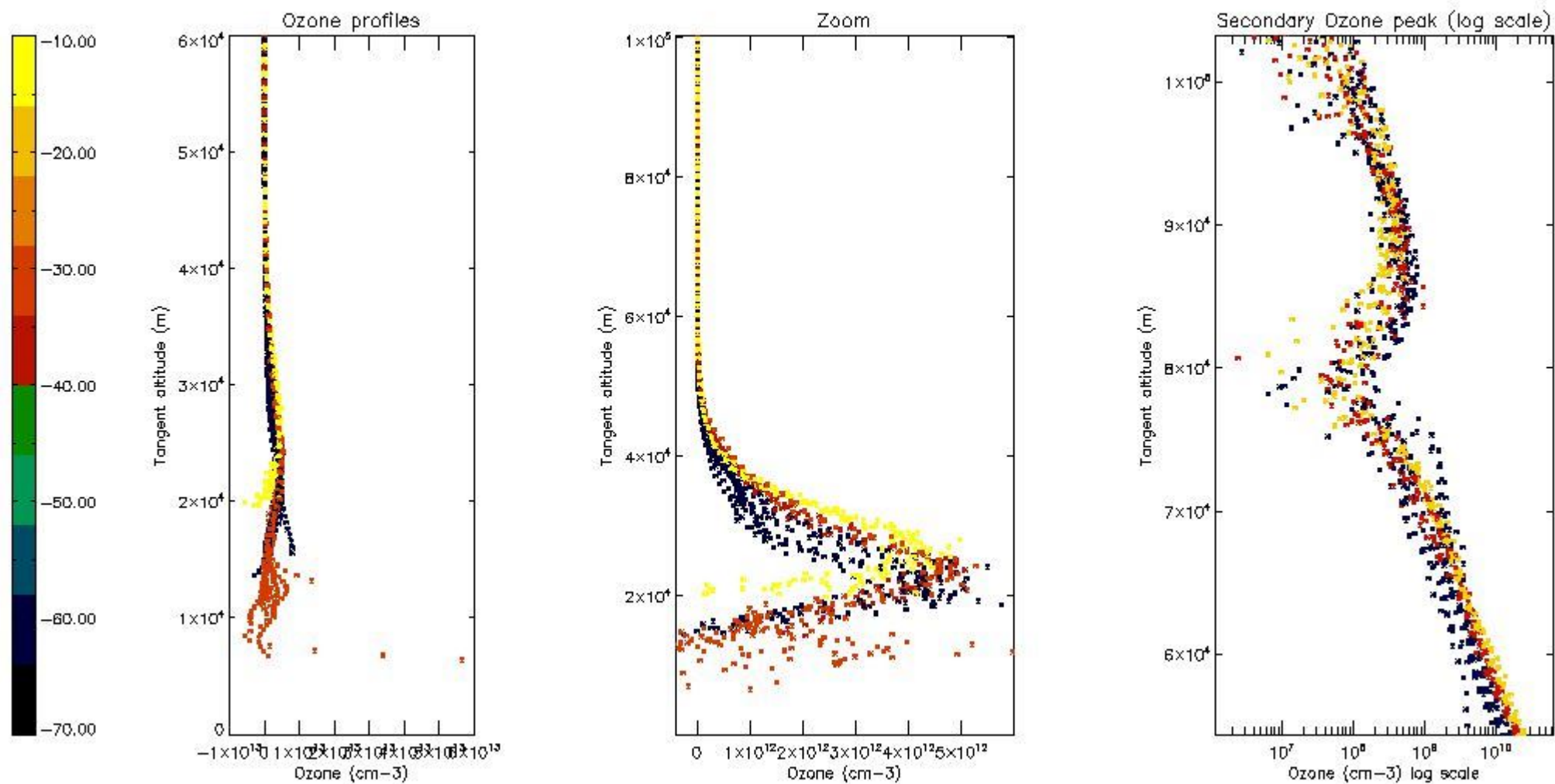
So, the table below shows the percentage of dark limb and valid observations for each criteria with respect to the overall valid daily observations.

| Criteria | % of total production |
|----------|-----------------------|
| All STD | 21 |
| STD < 20 | 11 |

| | |
|----------|---|
| STD < 10 | 9 |
| STD < 5 | 5 |

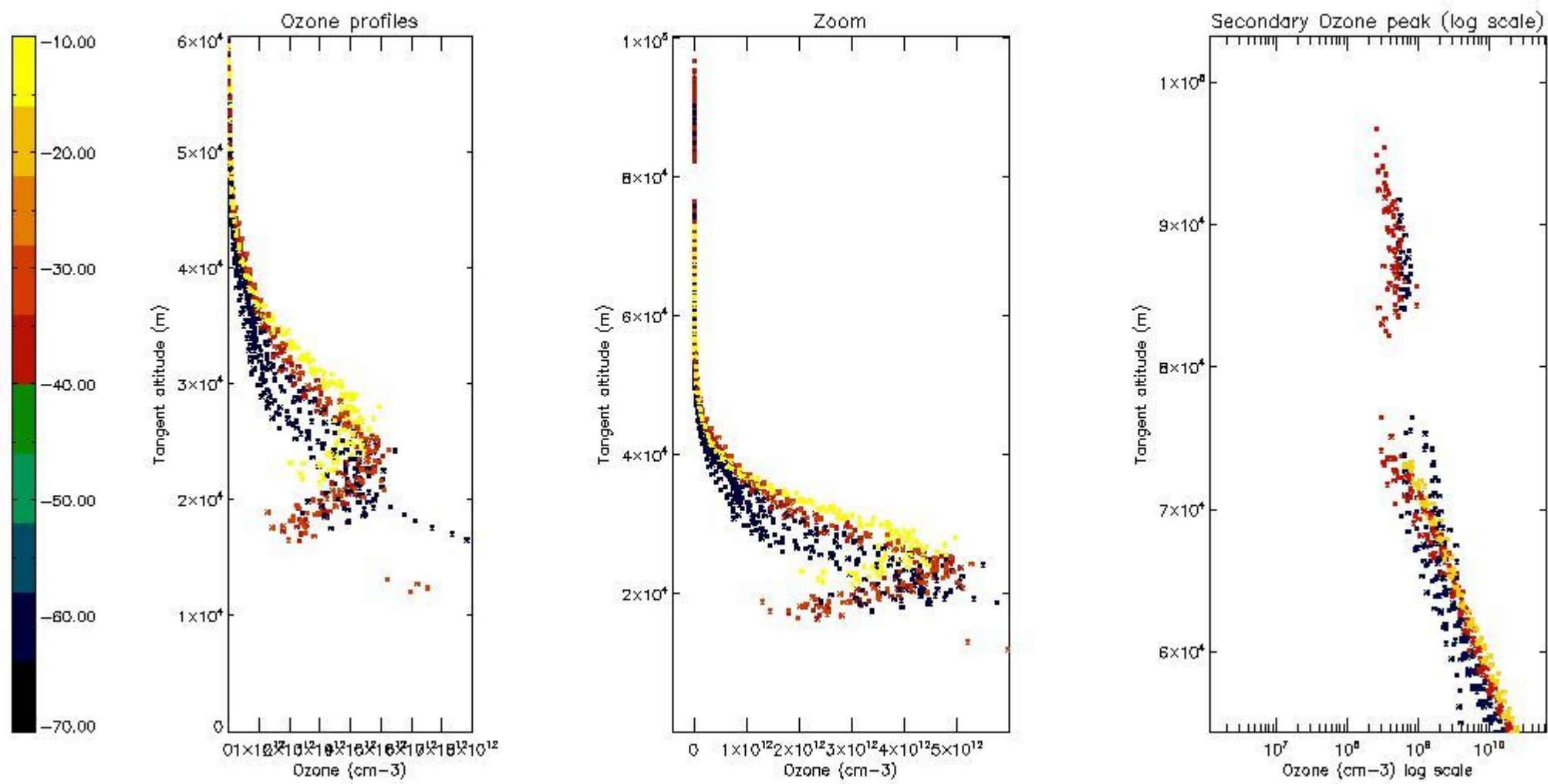
5.2 Plot ozone profiles for all STD (dark without errors)

The colorbar represents the latitude.



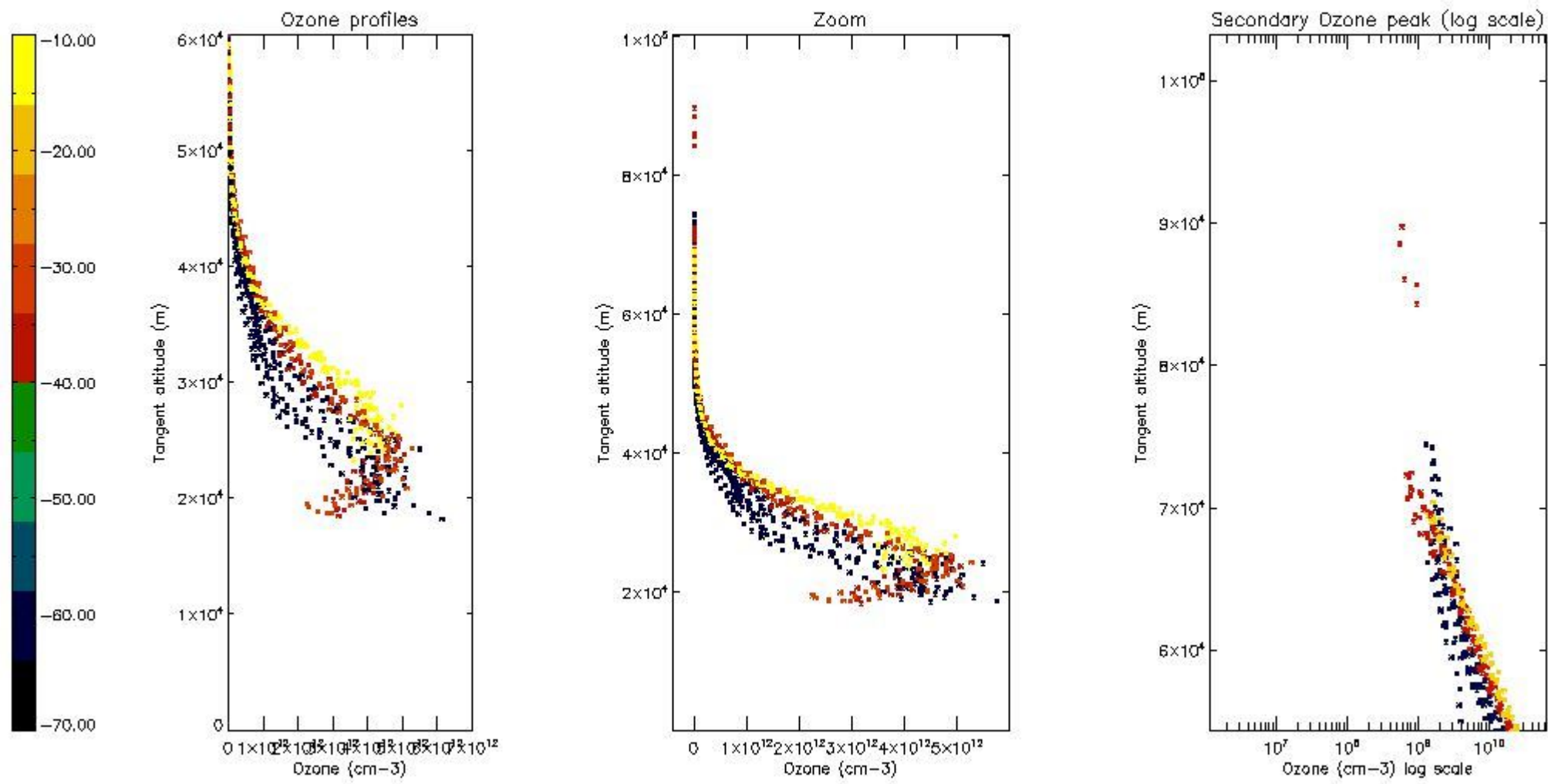
5.3 Plot ozone profiles where STD < 20% (dark without errors)

The colorbar represents the latitude.



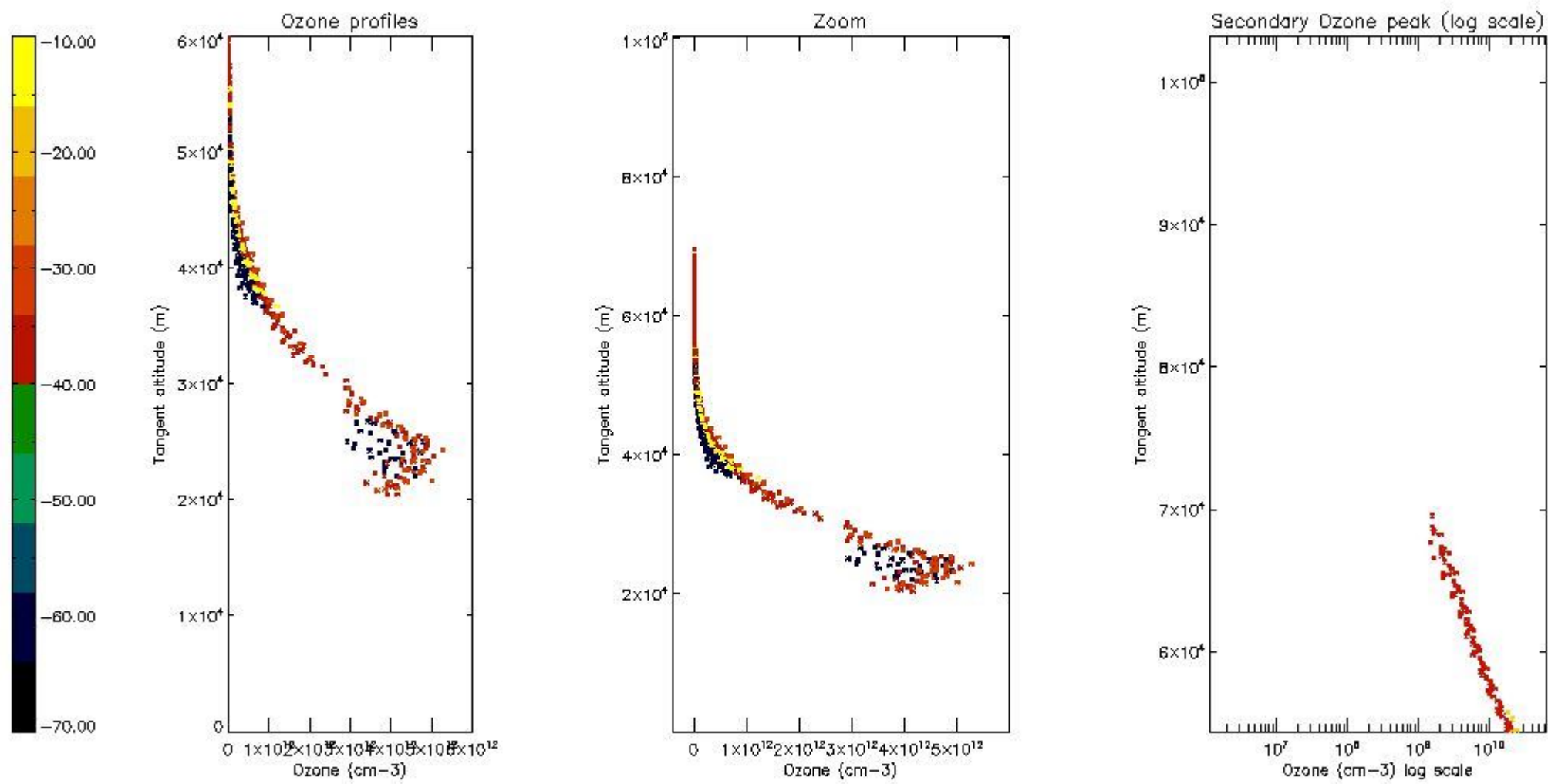
5.4 Plot ozone profiles where STD < 10% (dark without errors)

The colorbar represents the latitude.



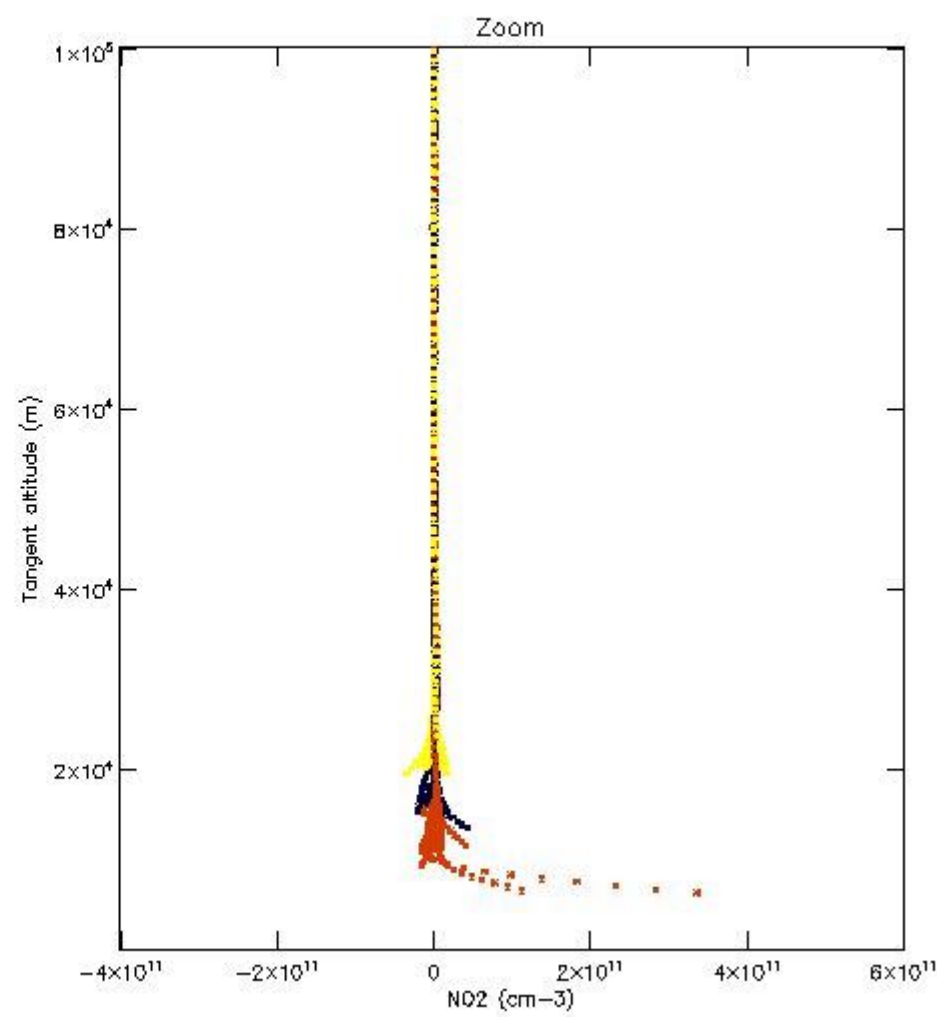
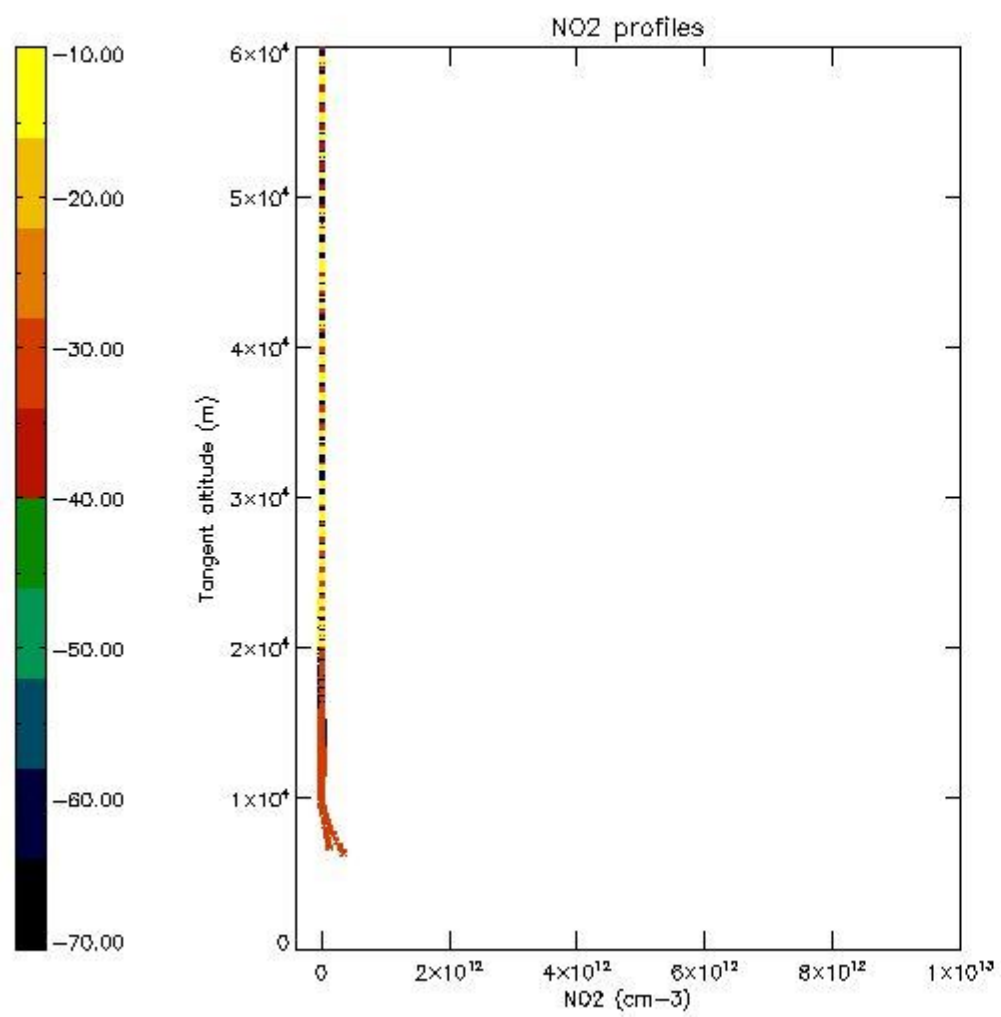
5.5 Plot ozone profiles where STD < 5% (dark without errors)

The colorbar represents the latitude.



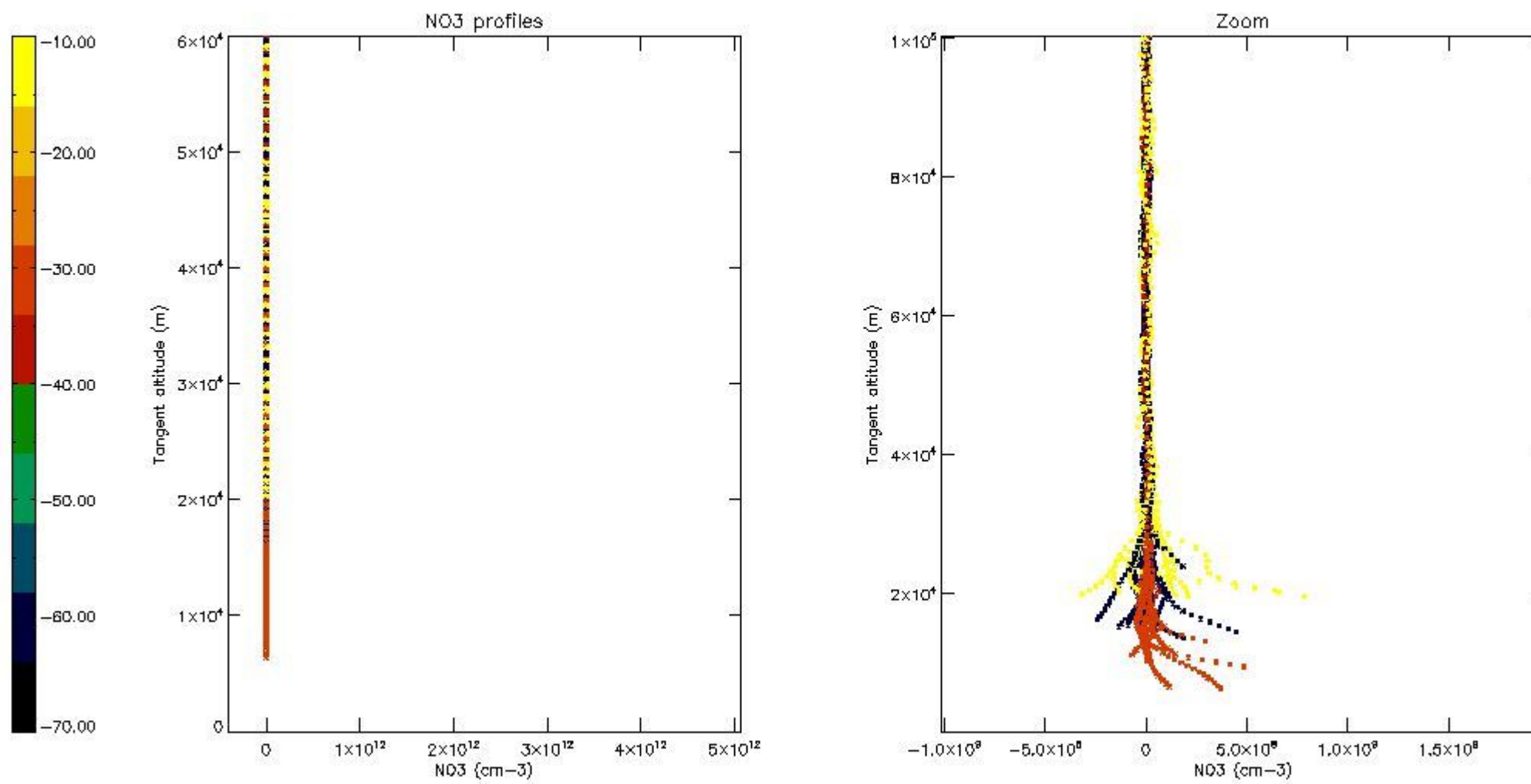
5.6 Plot NO₂ profiles for all STD (dark without errors)

The colorbar represents the latitude.



5.7 Plot NO3 profiles for all STD (dark without errors)

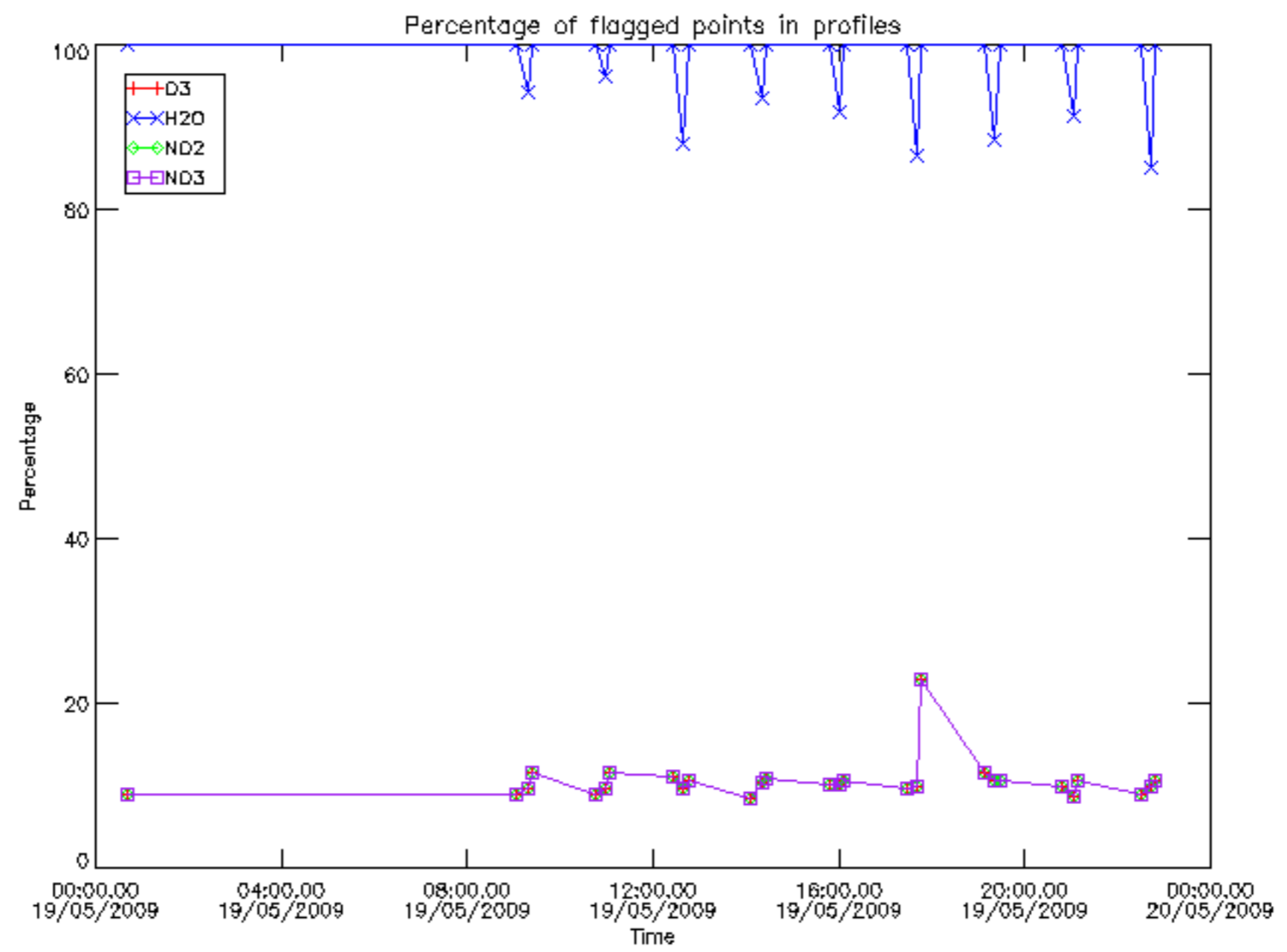
The colorbar represents the latitude.



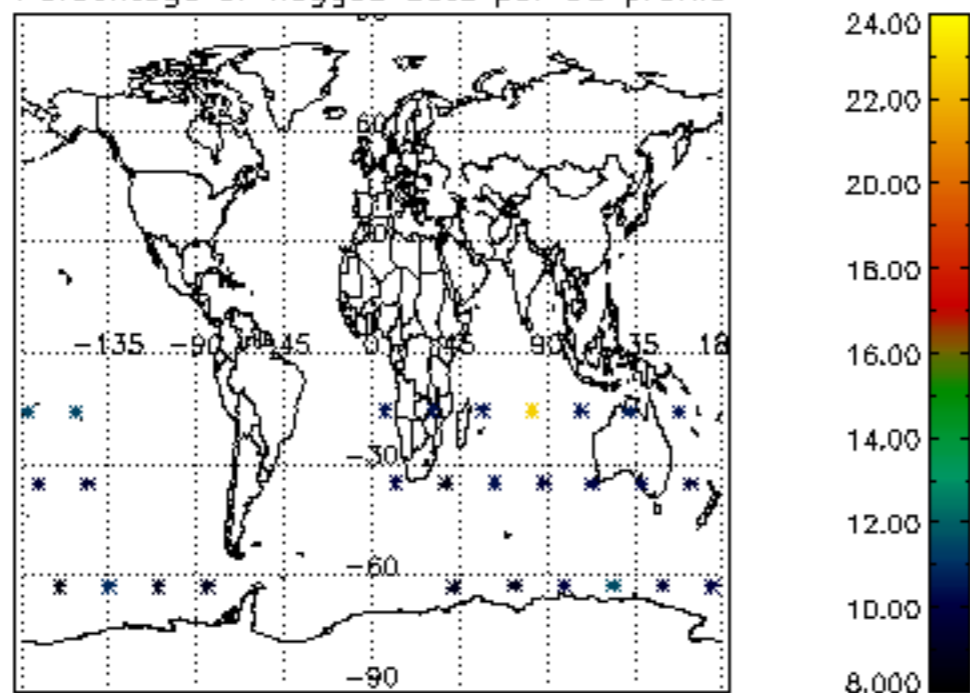
6. Auxiliary Data Files used for the production reported in section 2

The number reported in the third column indicates since which file (see list in section 2) the corresponding auxiliary file has been used. The fourth column is the date of those product files.

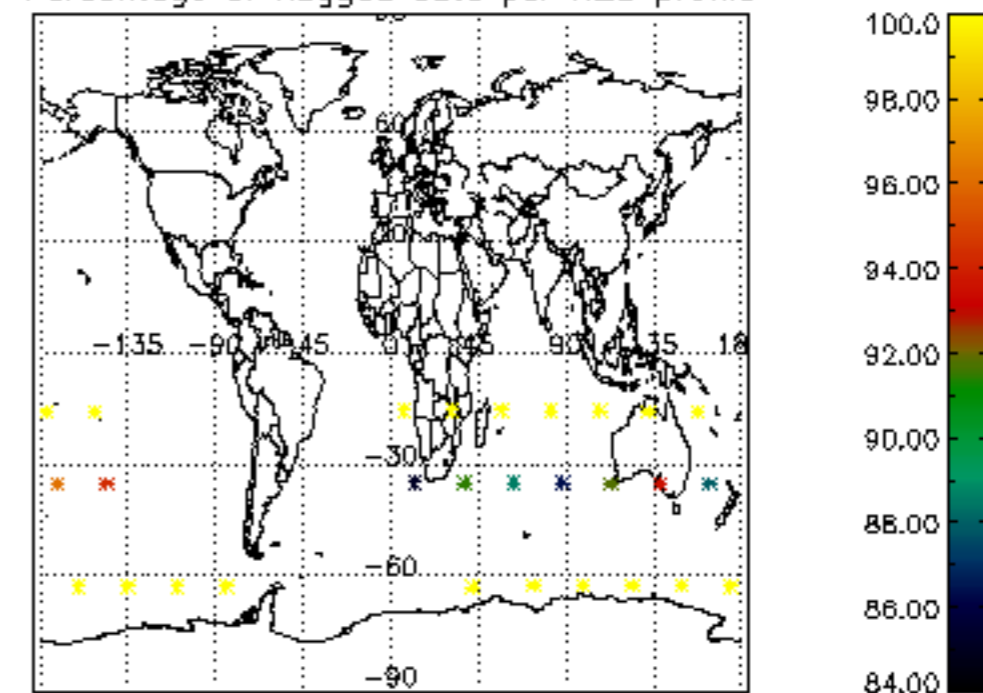
| Type | Auxiliary Filename | Used since product | Used since product date |
|---------------------------|---|--------------------|-------------------------|
| INST_PHYS_CHARACTERISTICS | GOM_INS_AXVIEC20091111_143220_20030716_120000_20500101_000000 | 1 | 19-MAY-2009 00:00:11 |
| LEVEL-2_PROC_CONFIG | GOM_PR2_AXVIEC20091111_152718_20020301_000000_20500101_000000 | 1 | 19-MAY-2009 00:00:11 |
| CROSS_SECTIONS_FILE | GOM_CRS_AXVIEC20091111_154832_20020301_000000_20500101_000000 | 1 | 19-MAY-2009 00:00:11 |



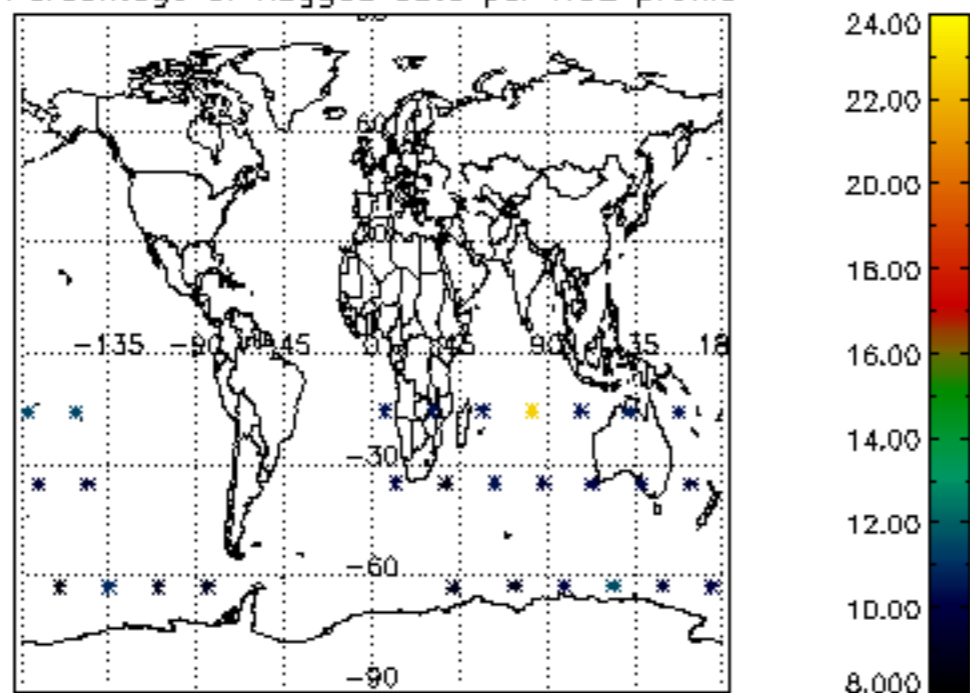
Percentage of flagged data per D3 profile



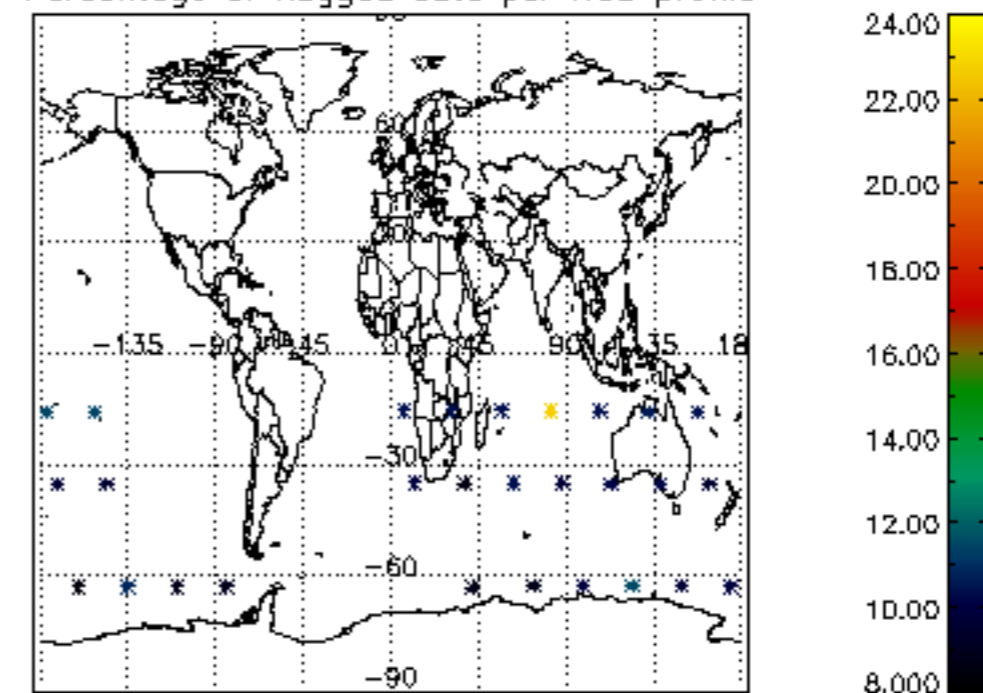
Percentage of flagged data per H2O profile

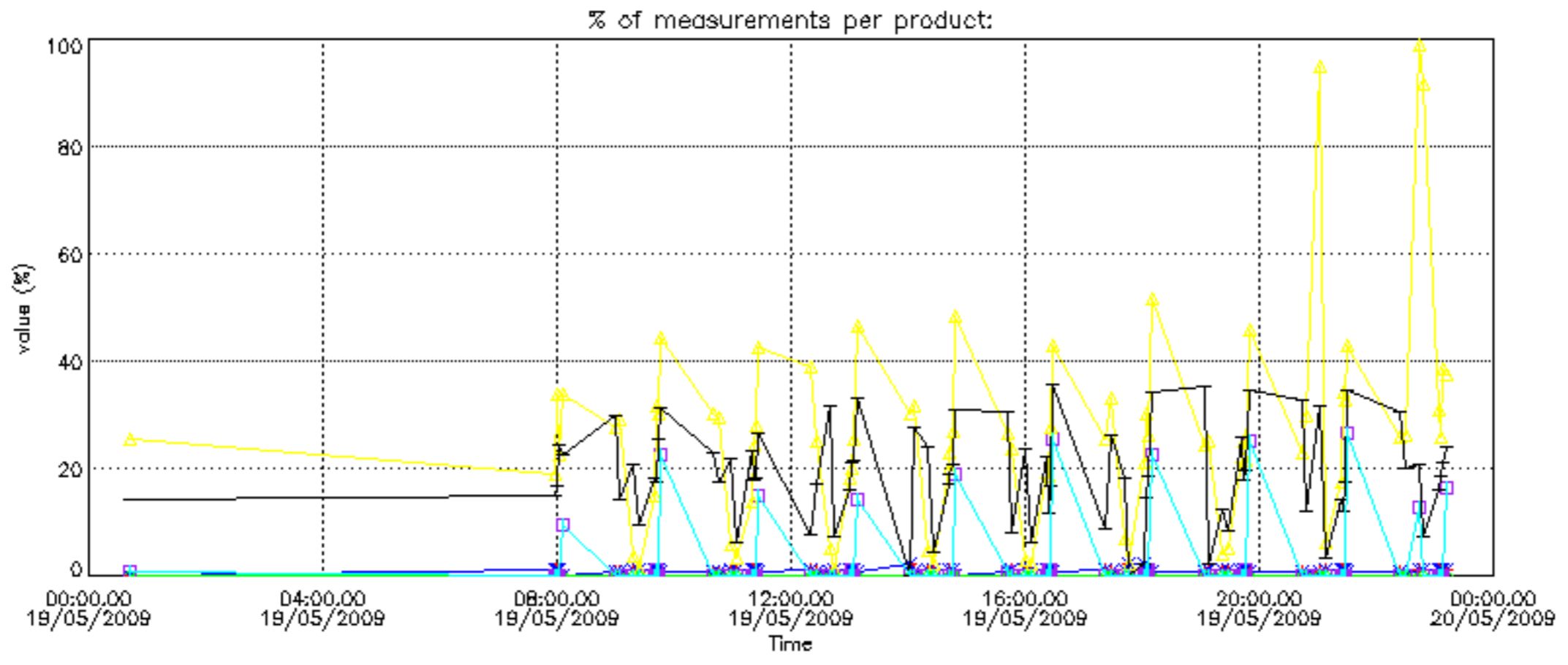


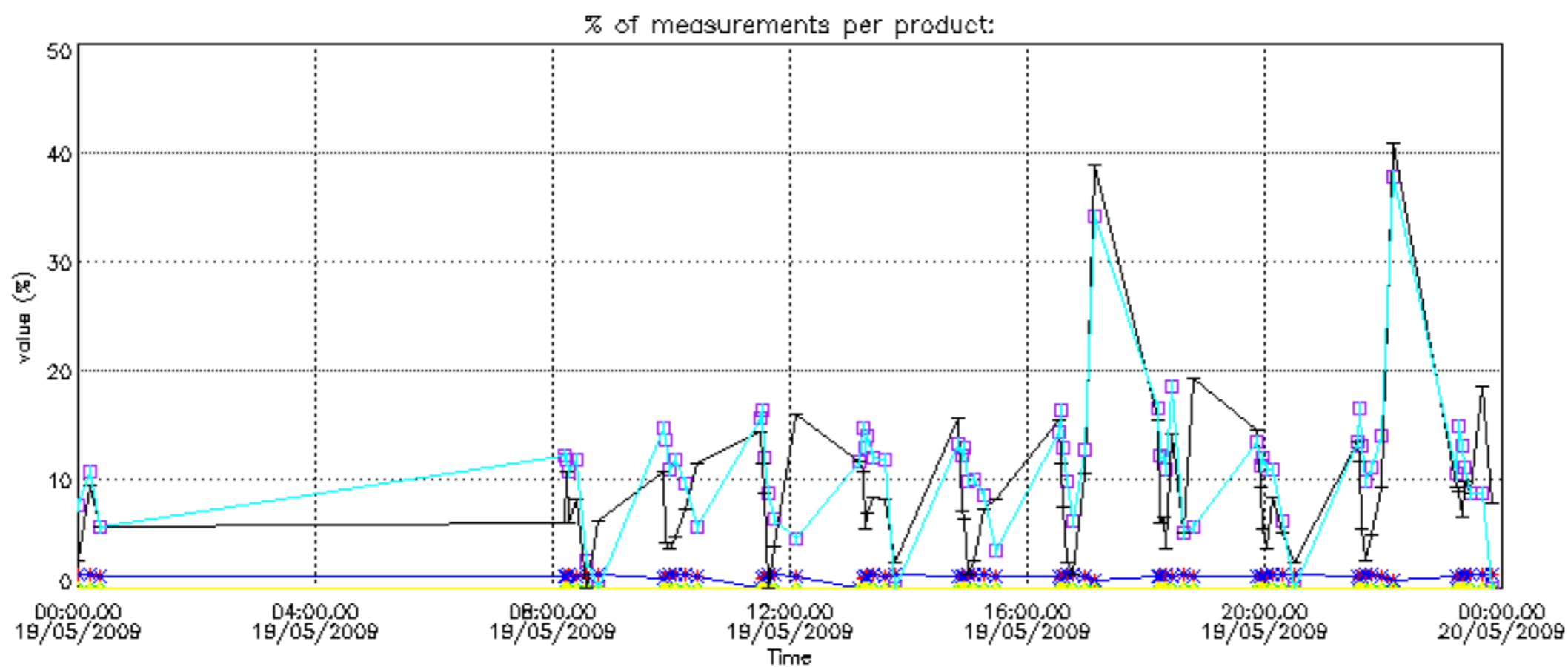
Percentage of flagged data per NO2 profile



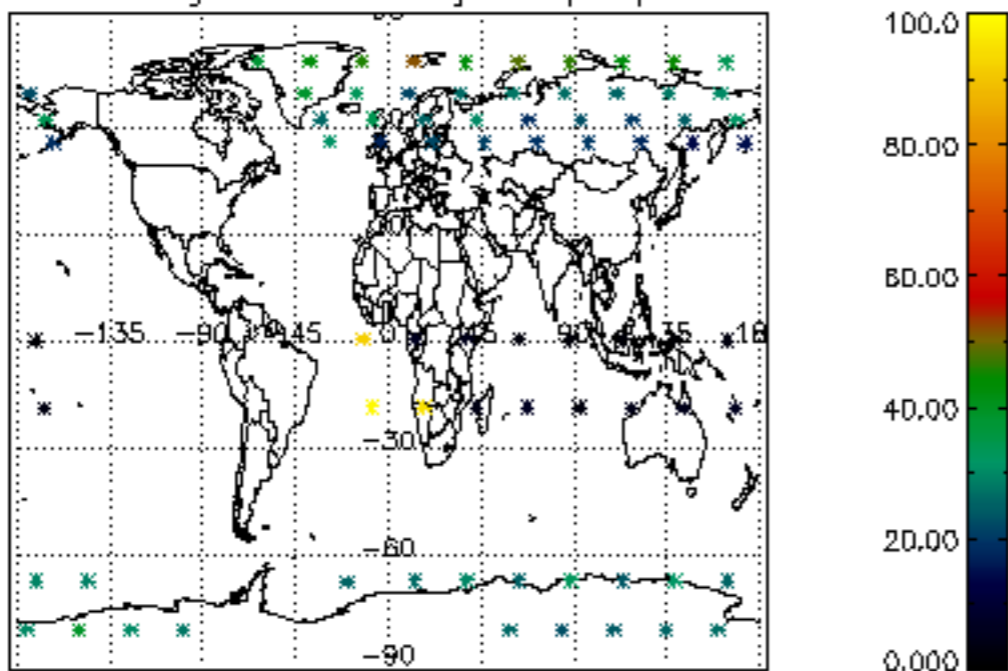
Percentage of flagged data per NO3 profile



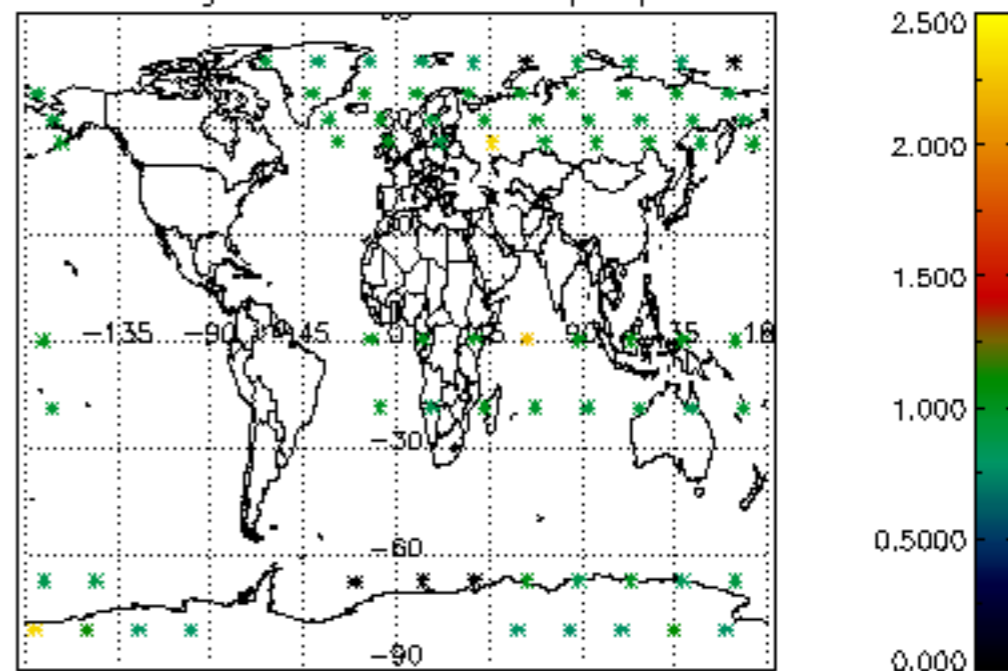




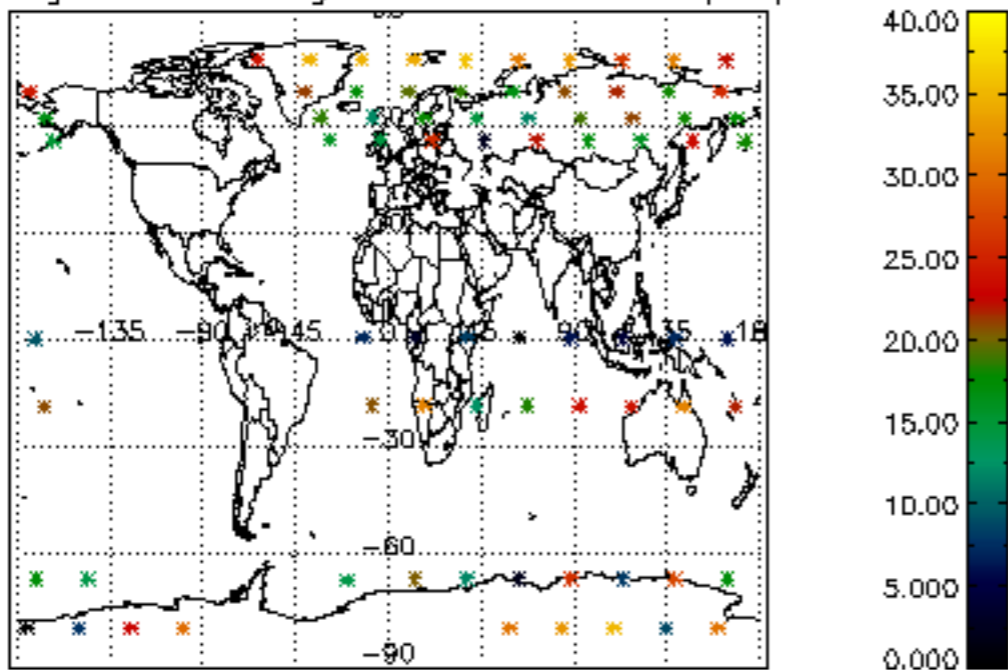
Percentage of cosmic ray hits per profile



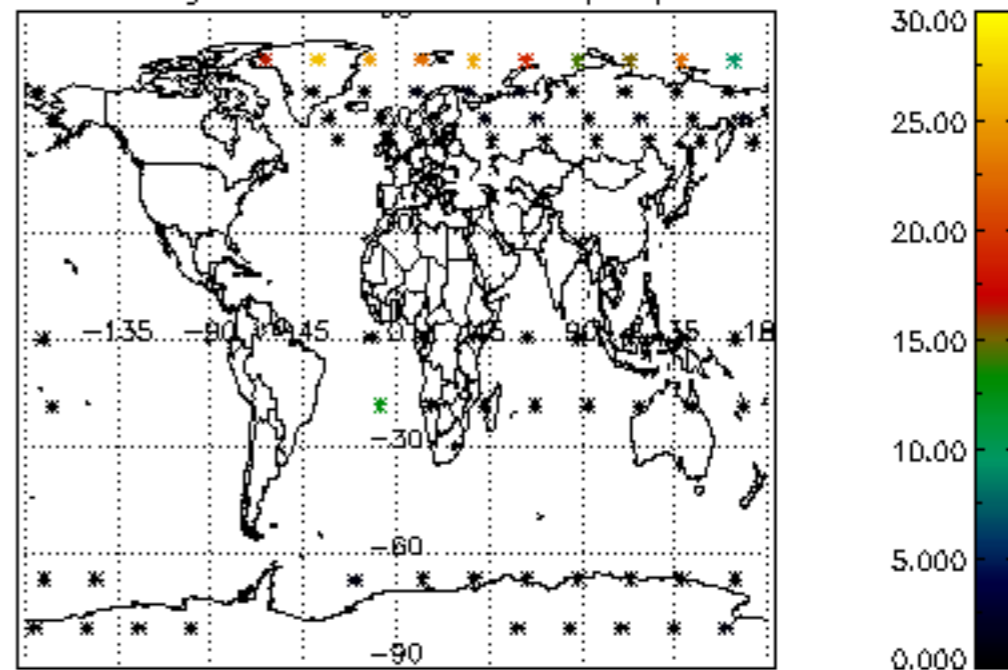
Percentage of datation errors per profile



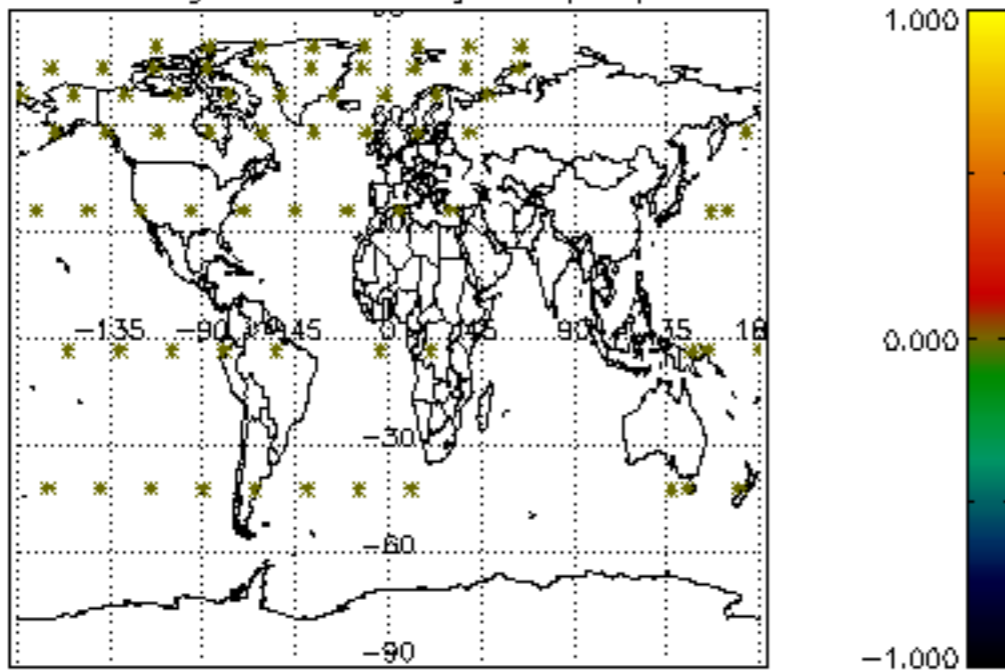
Percentage of star falling outside central band per profile



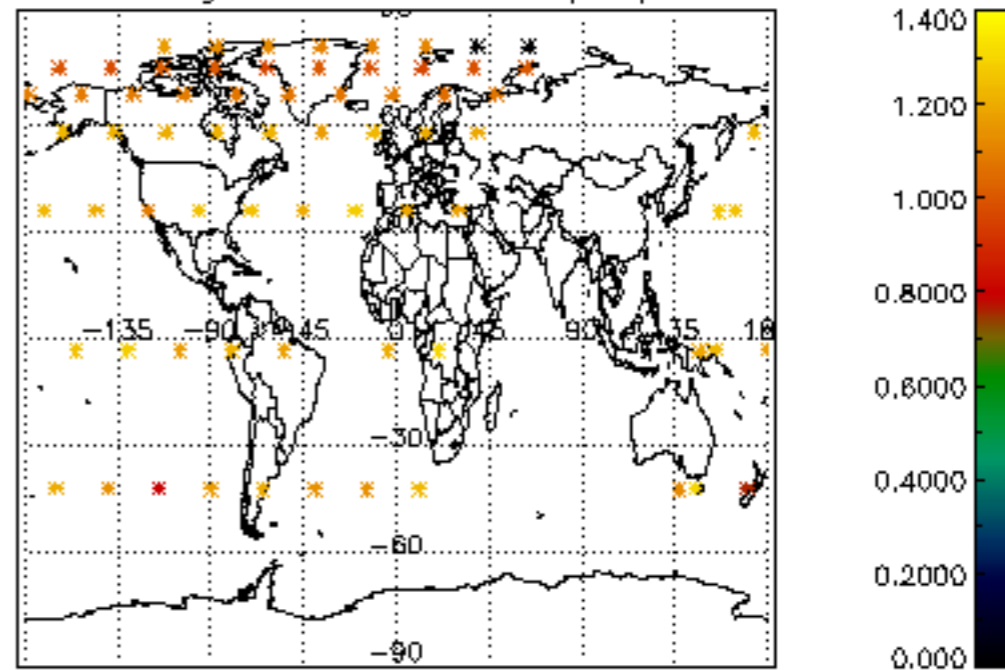
Percentage of saturation errors per profile



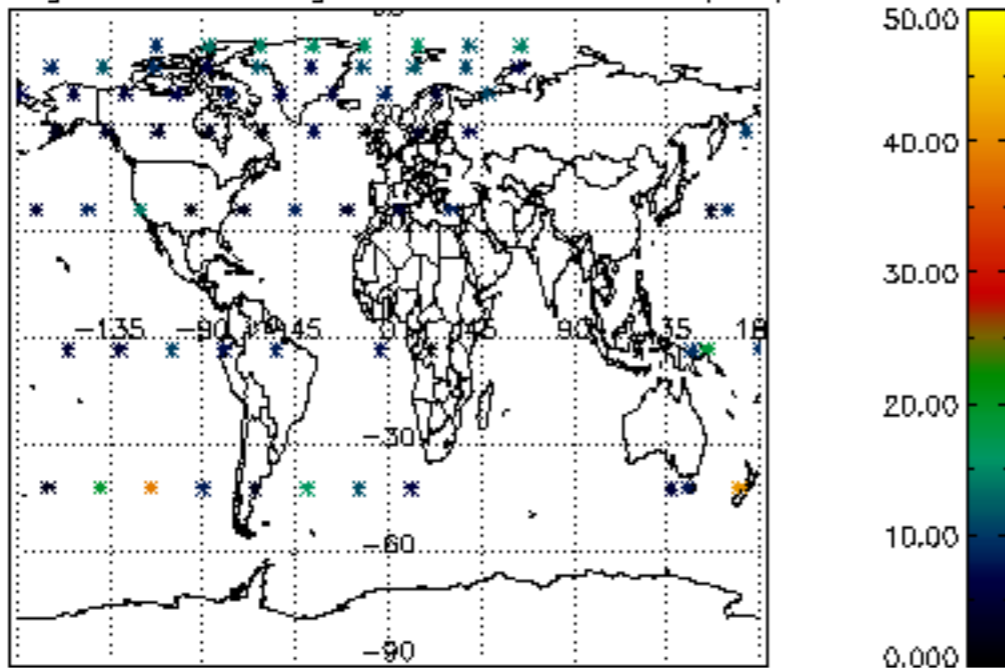
Percentage of cosmic ray hits per profile



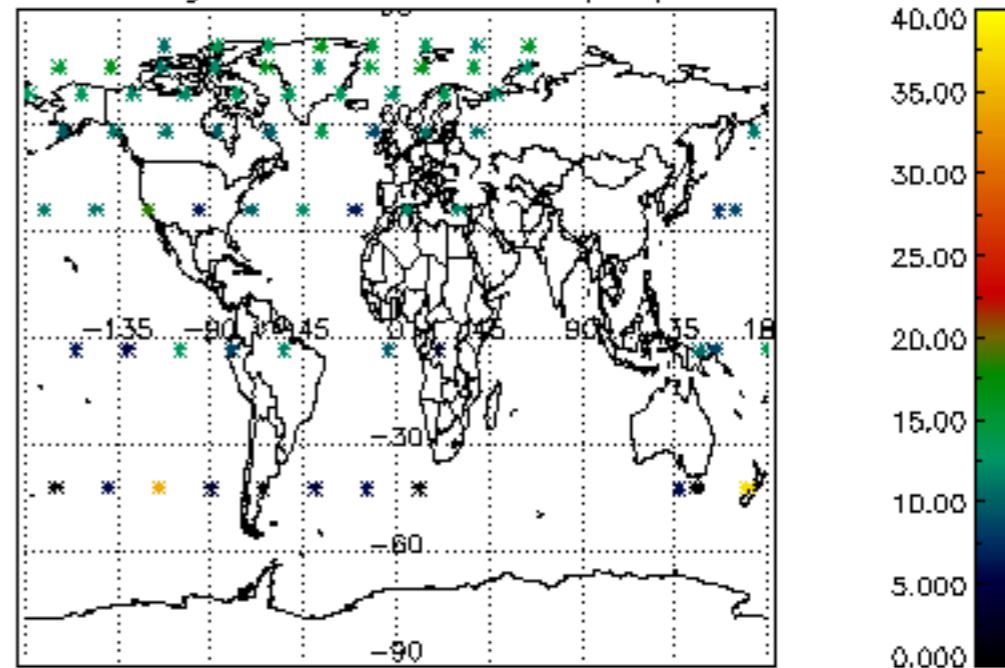
Percentage of datation errors per profile

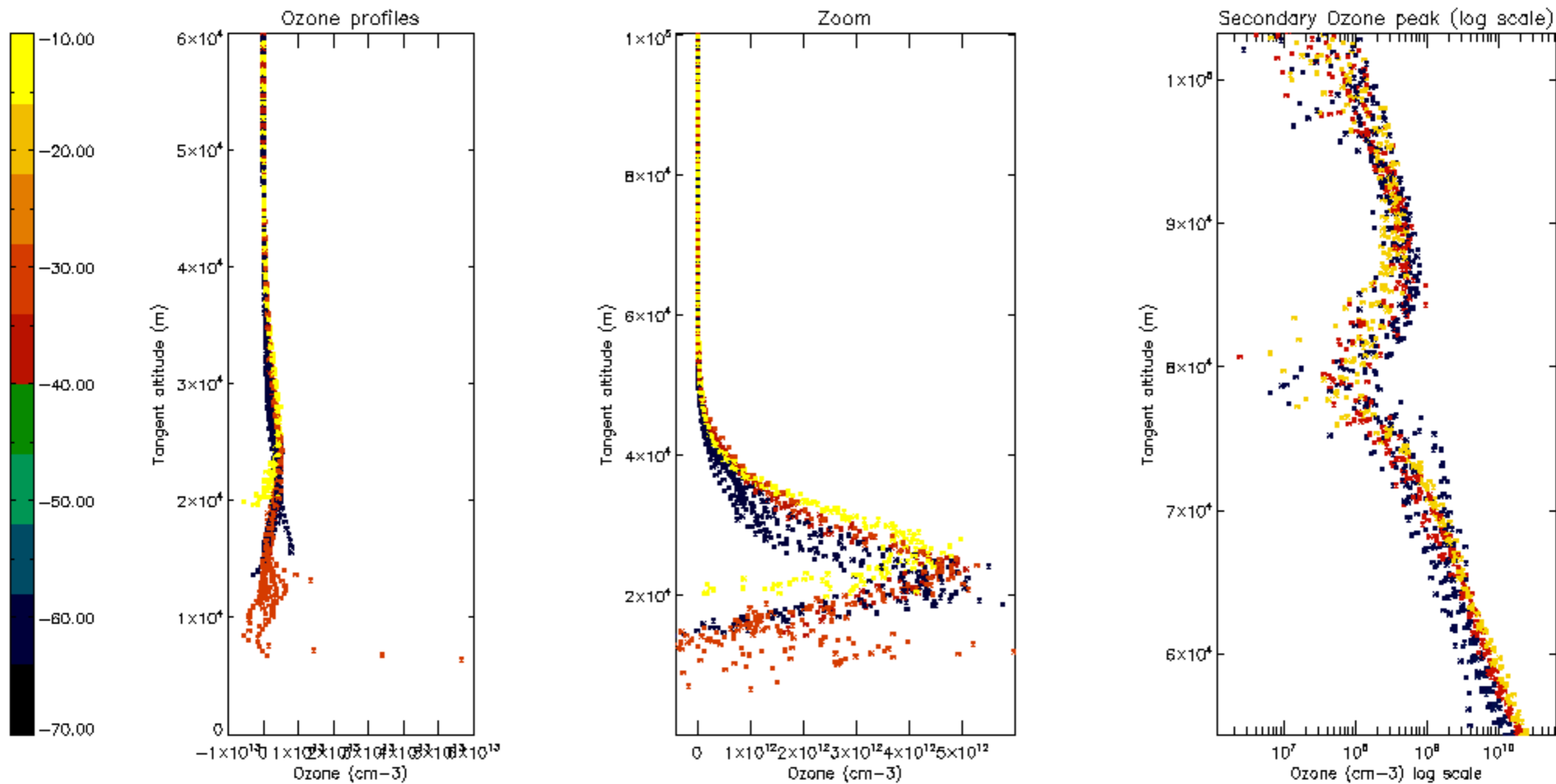


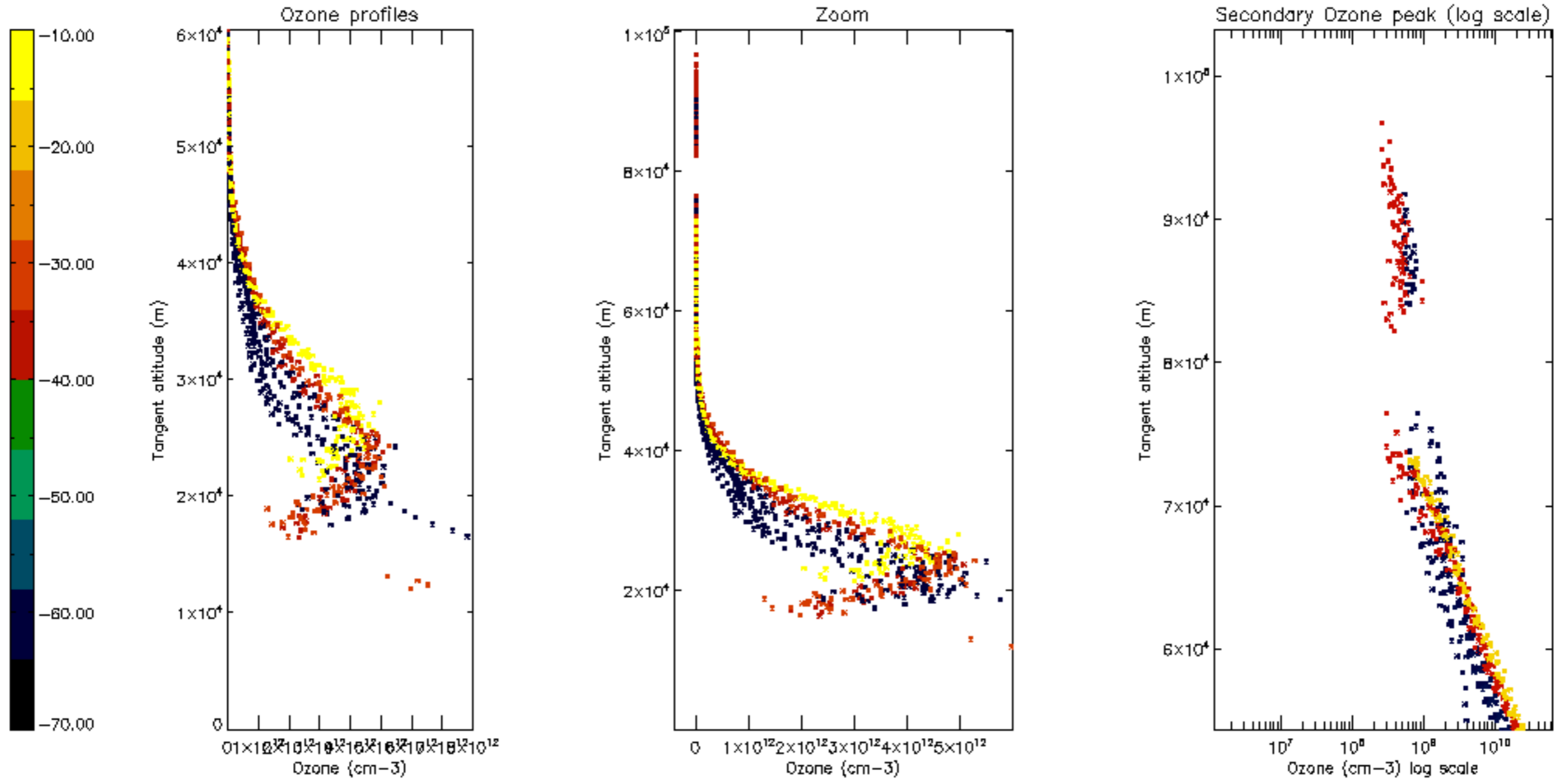
Percentage of star falling outside central band per profile

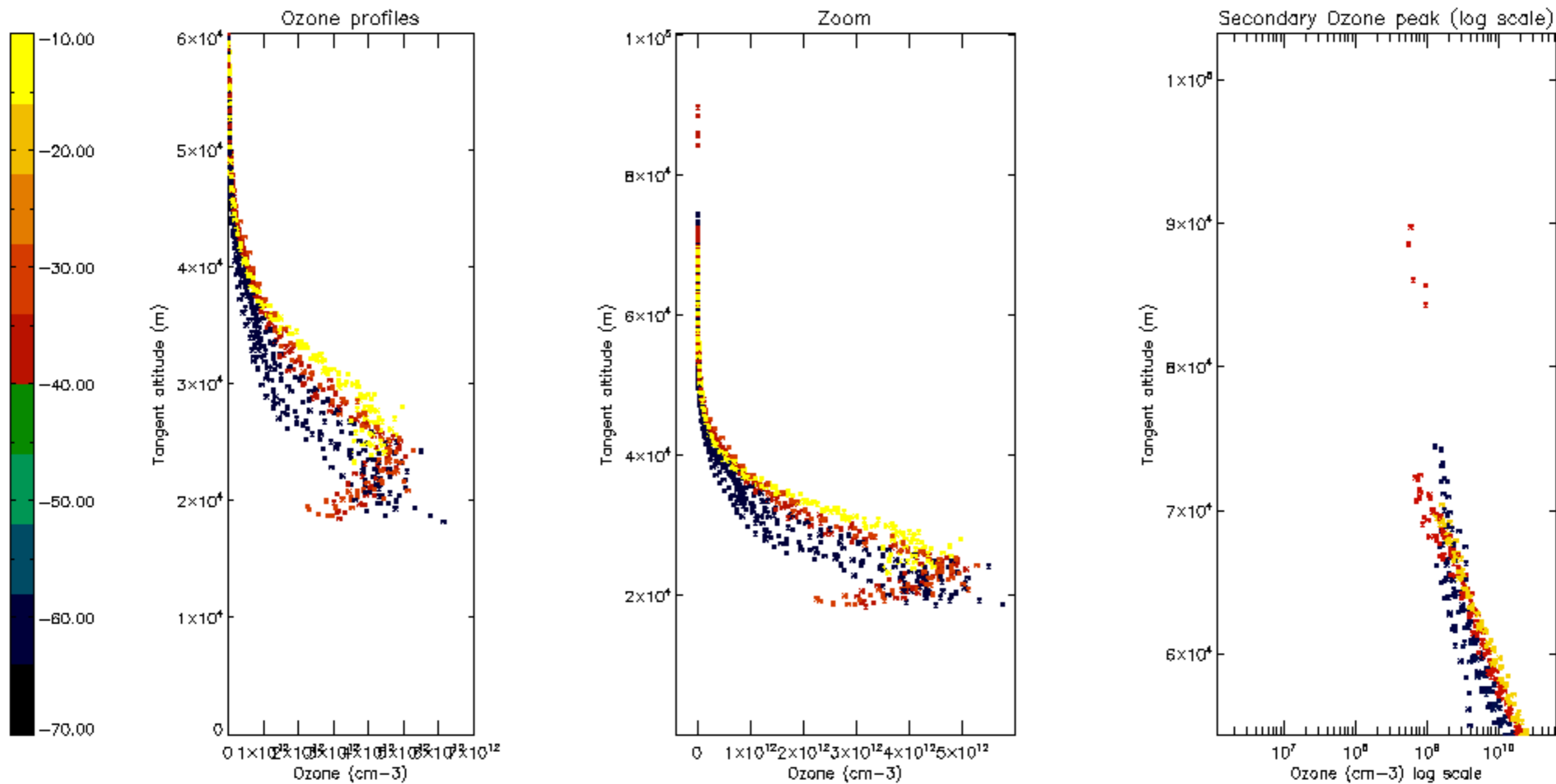


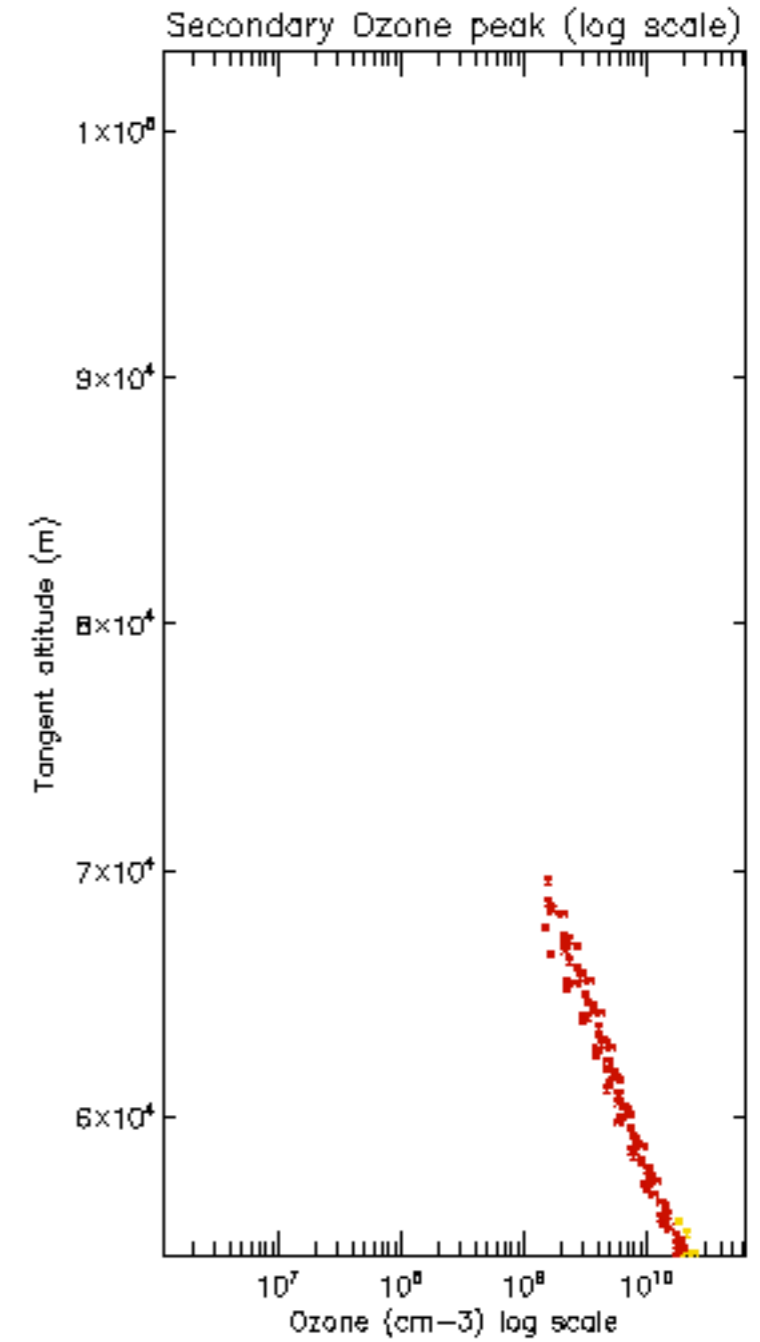
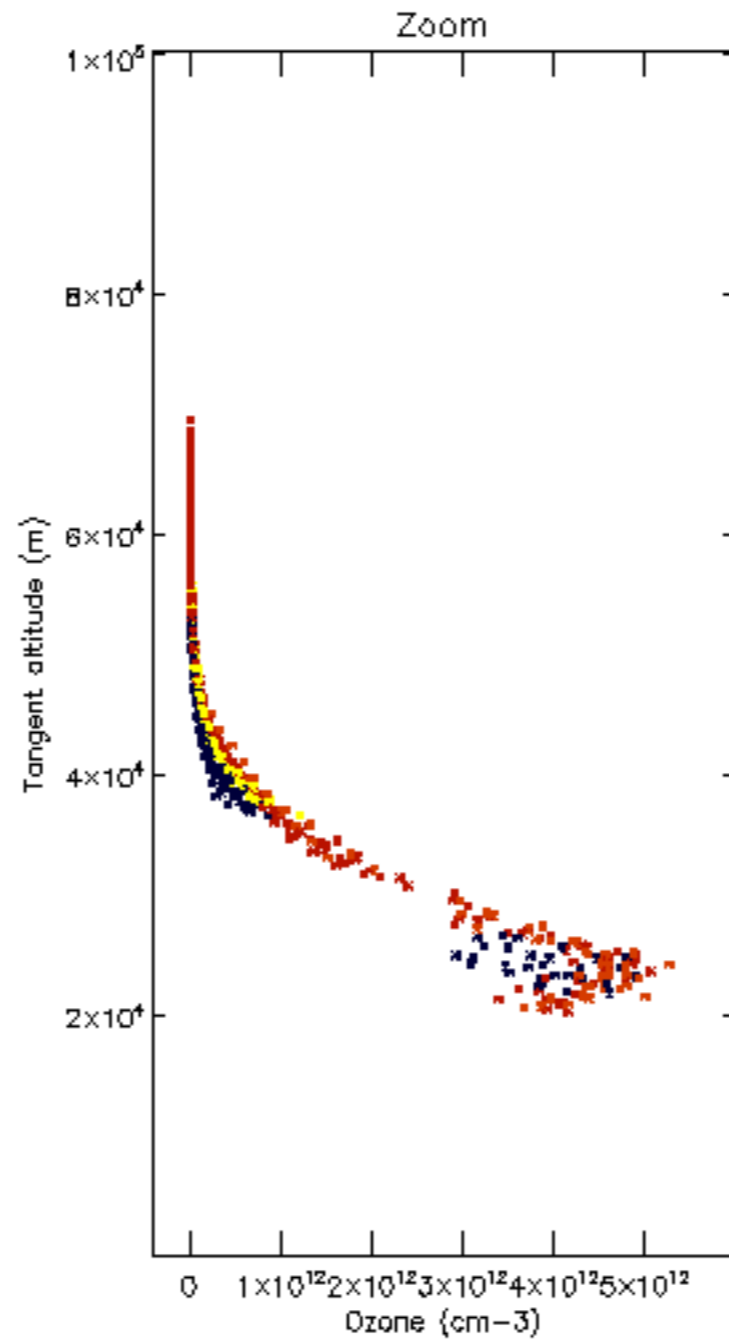
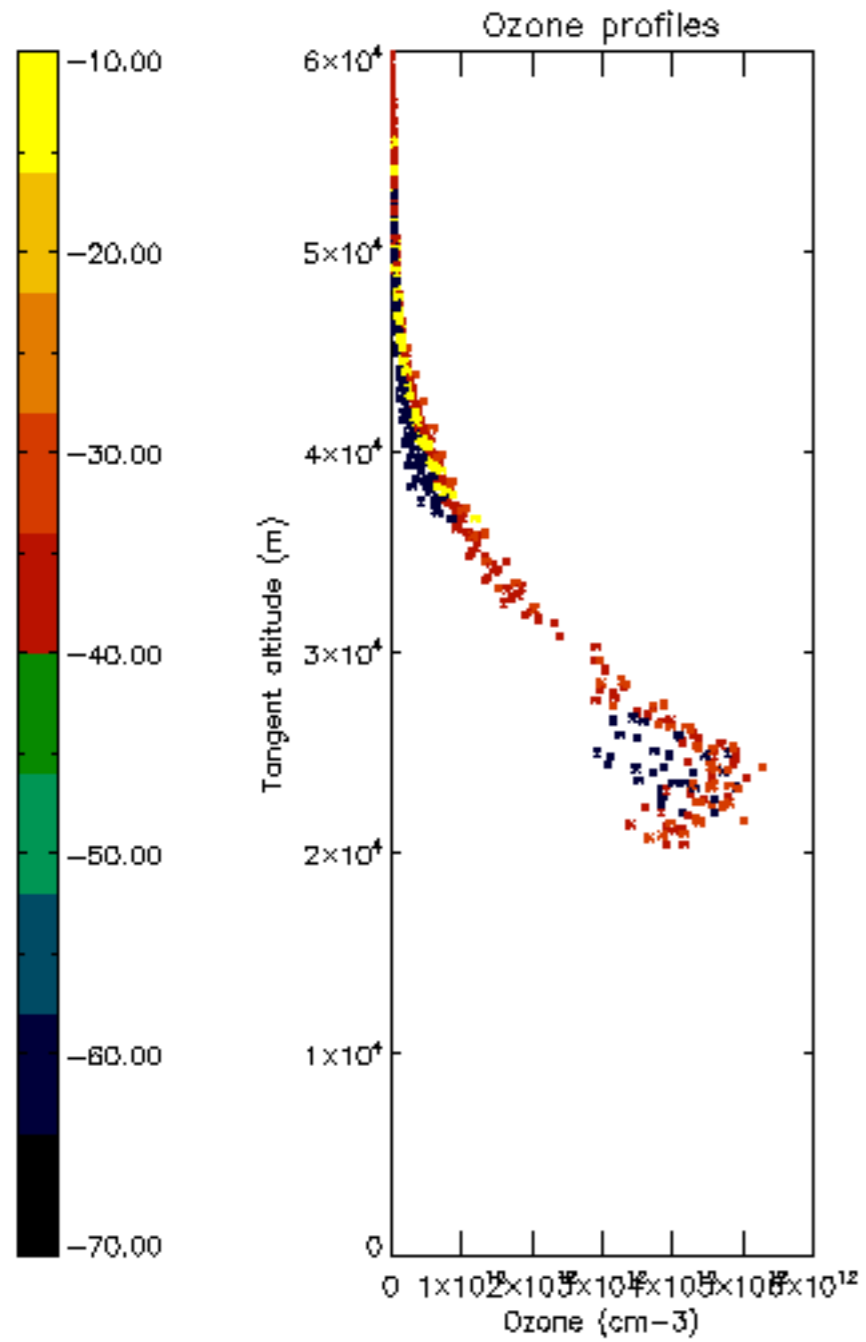
Percentage of saturation errors per profile

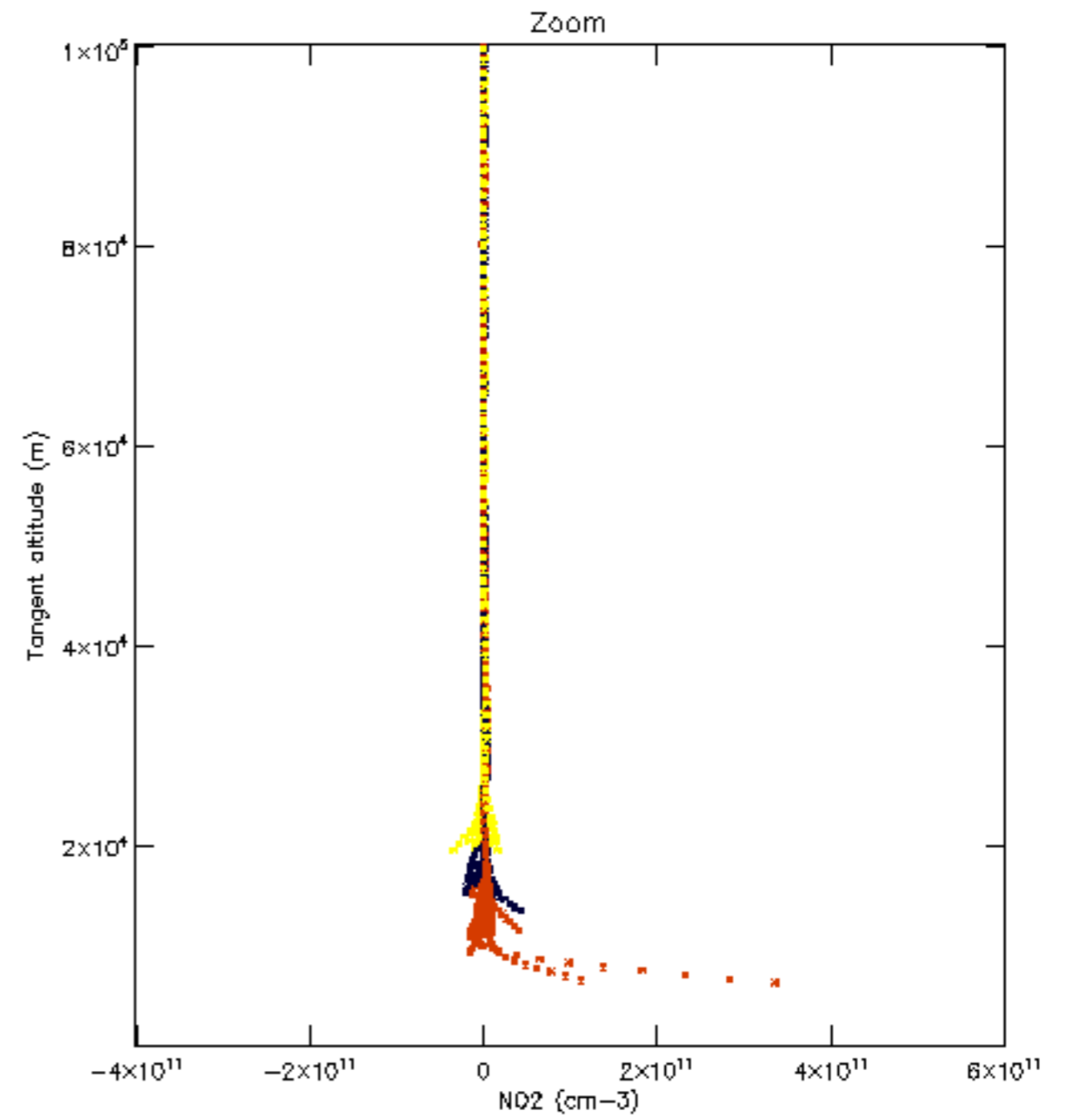
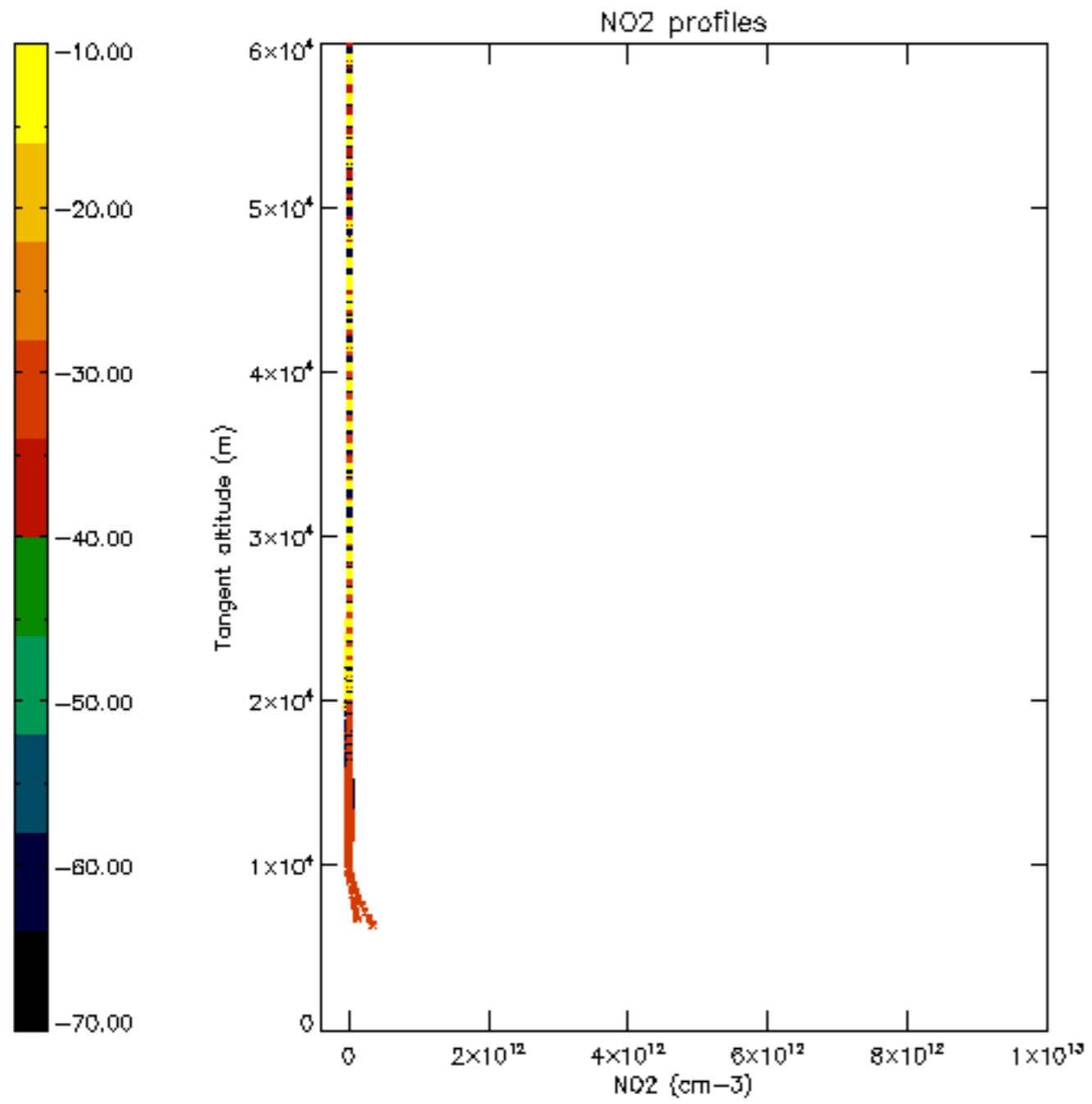


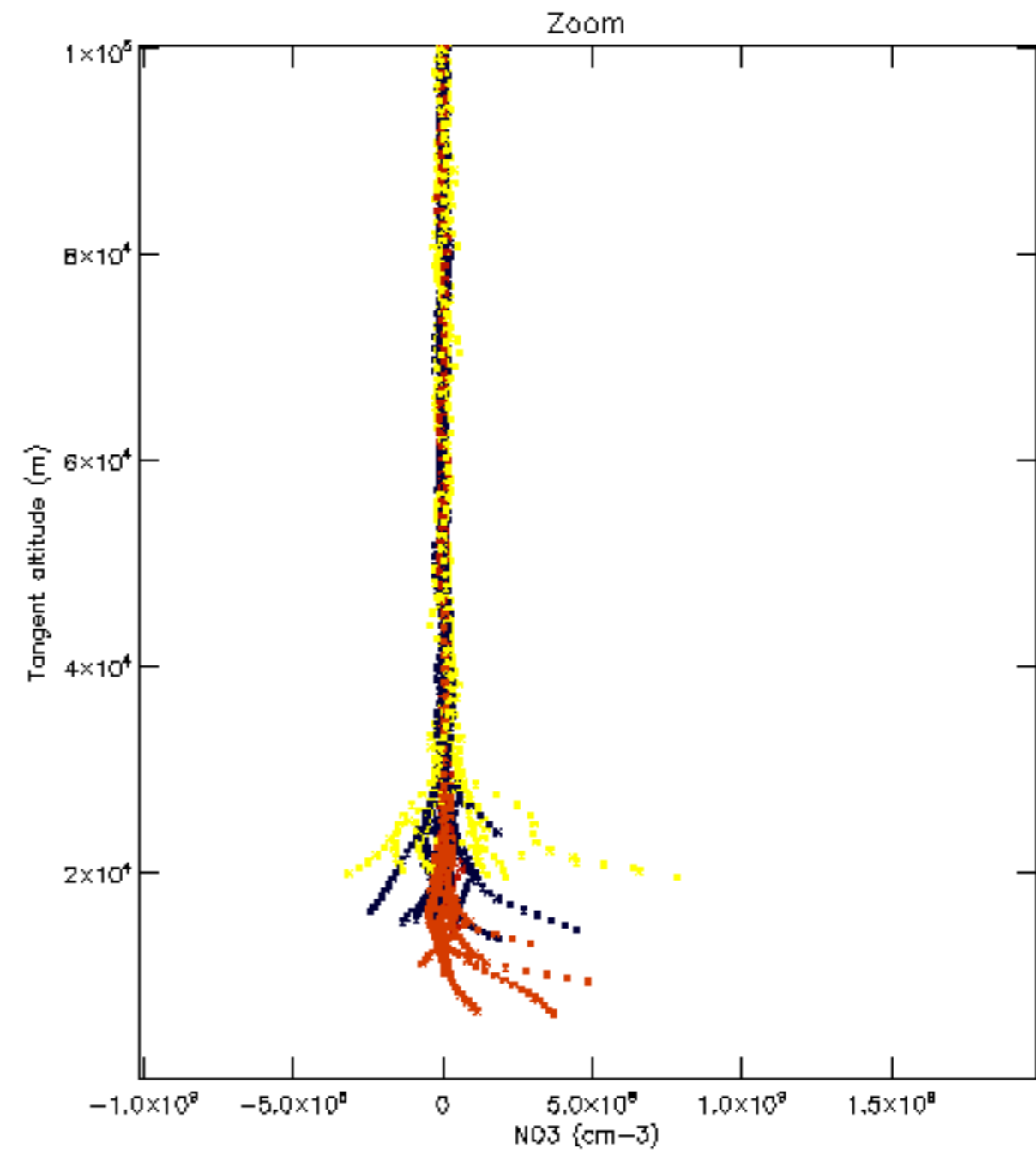
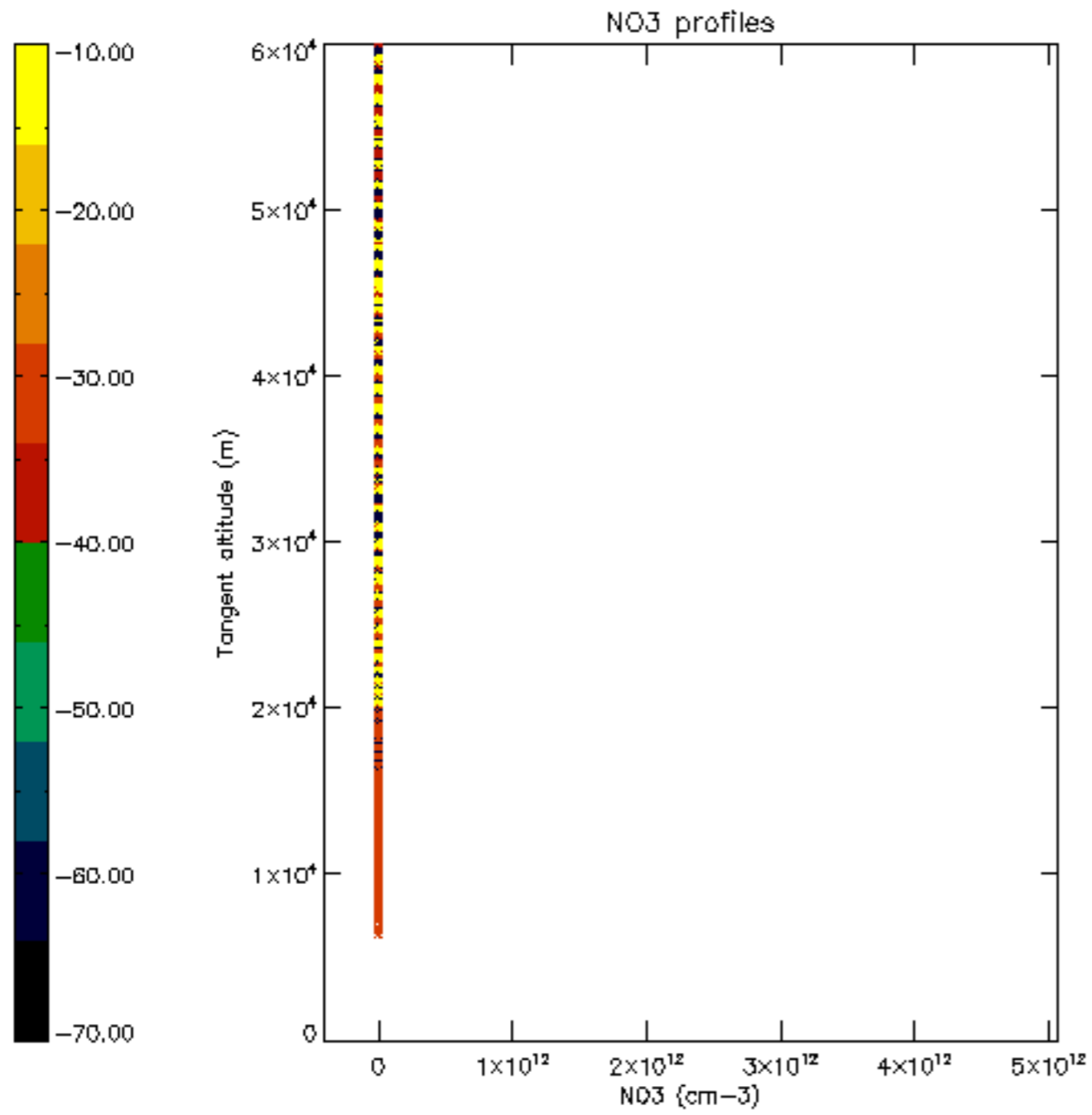


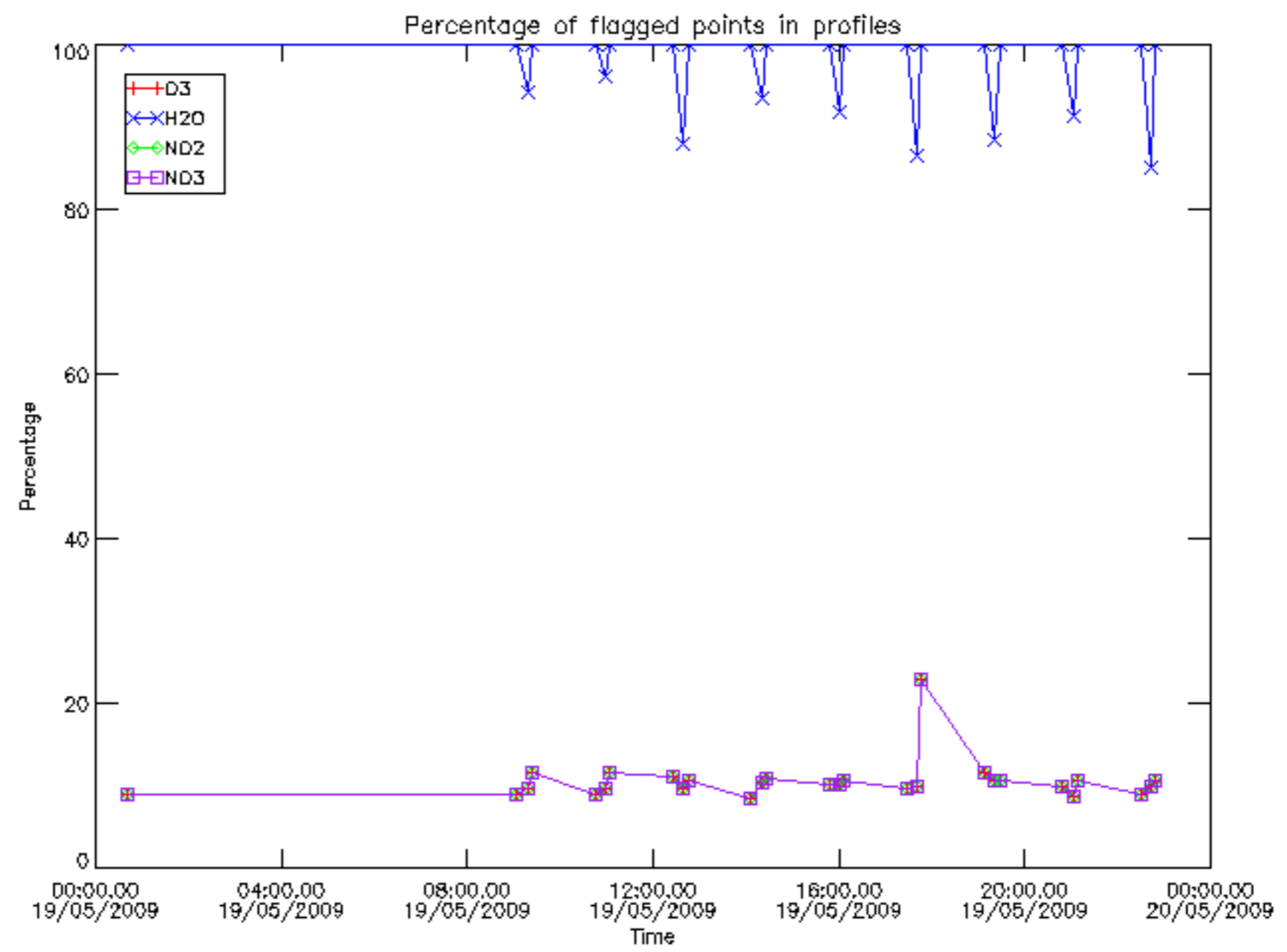




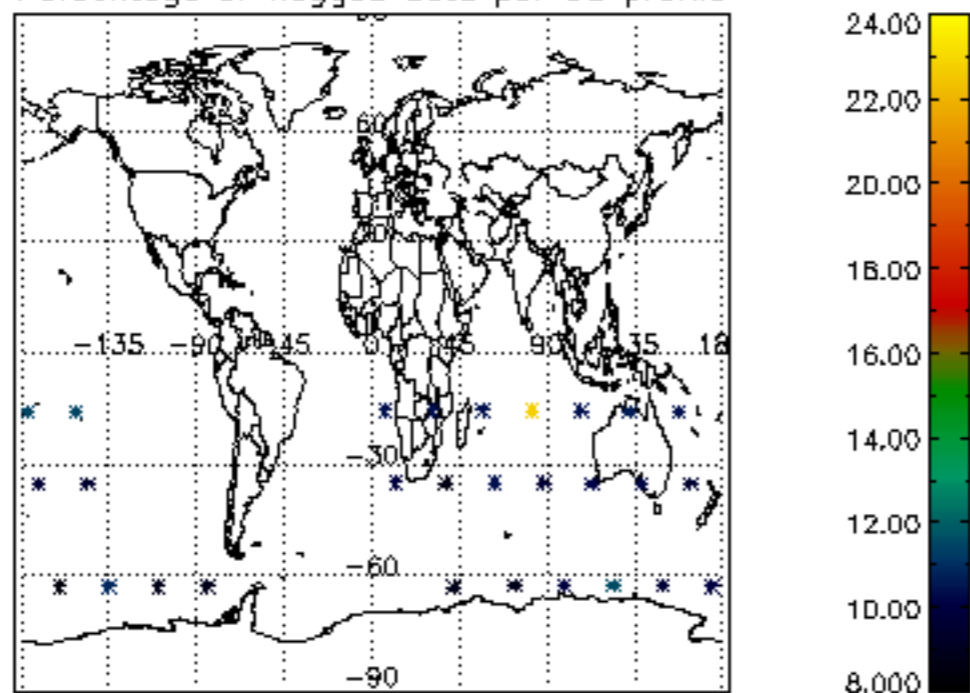




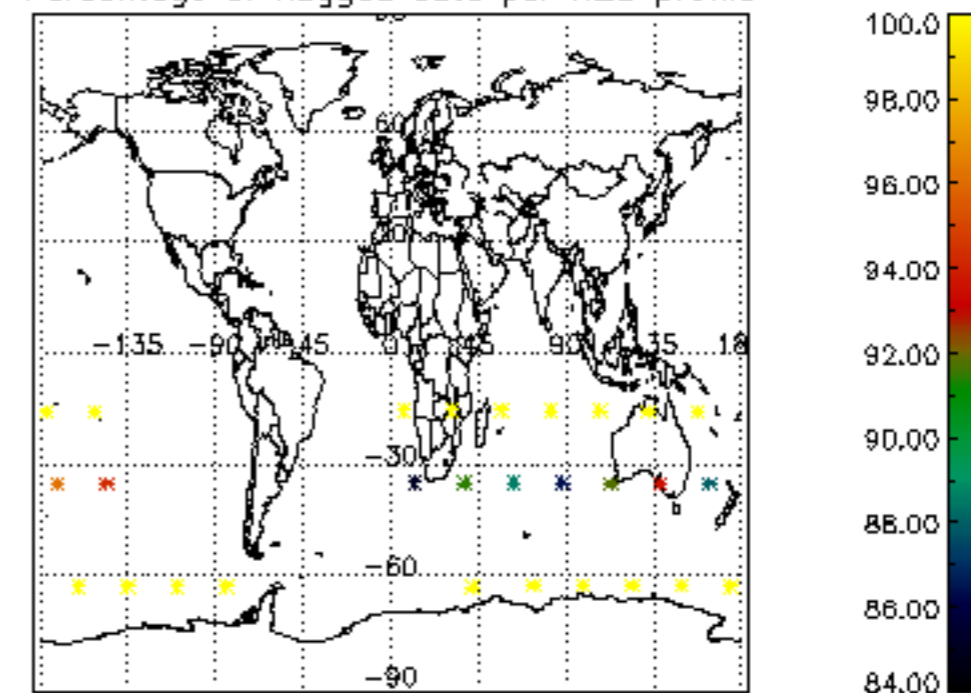




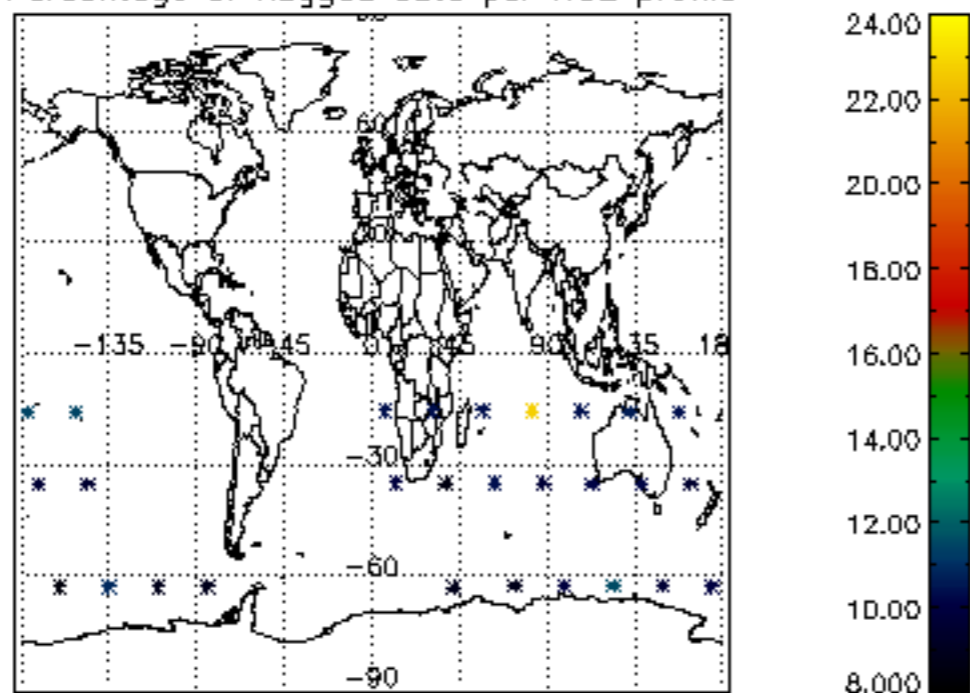
Percentage of flagged data per D3 profile



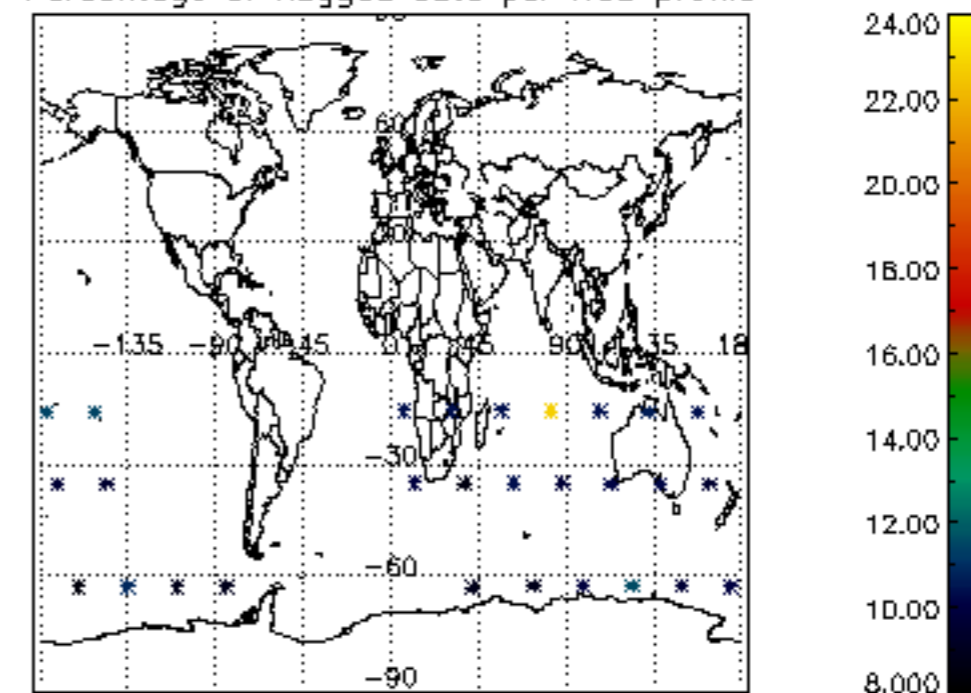
Percentage of flagged data per H2O profile

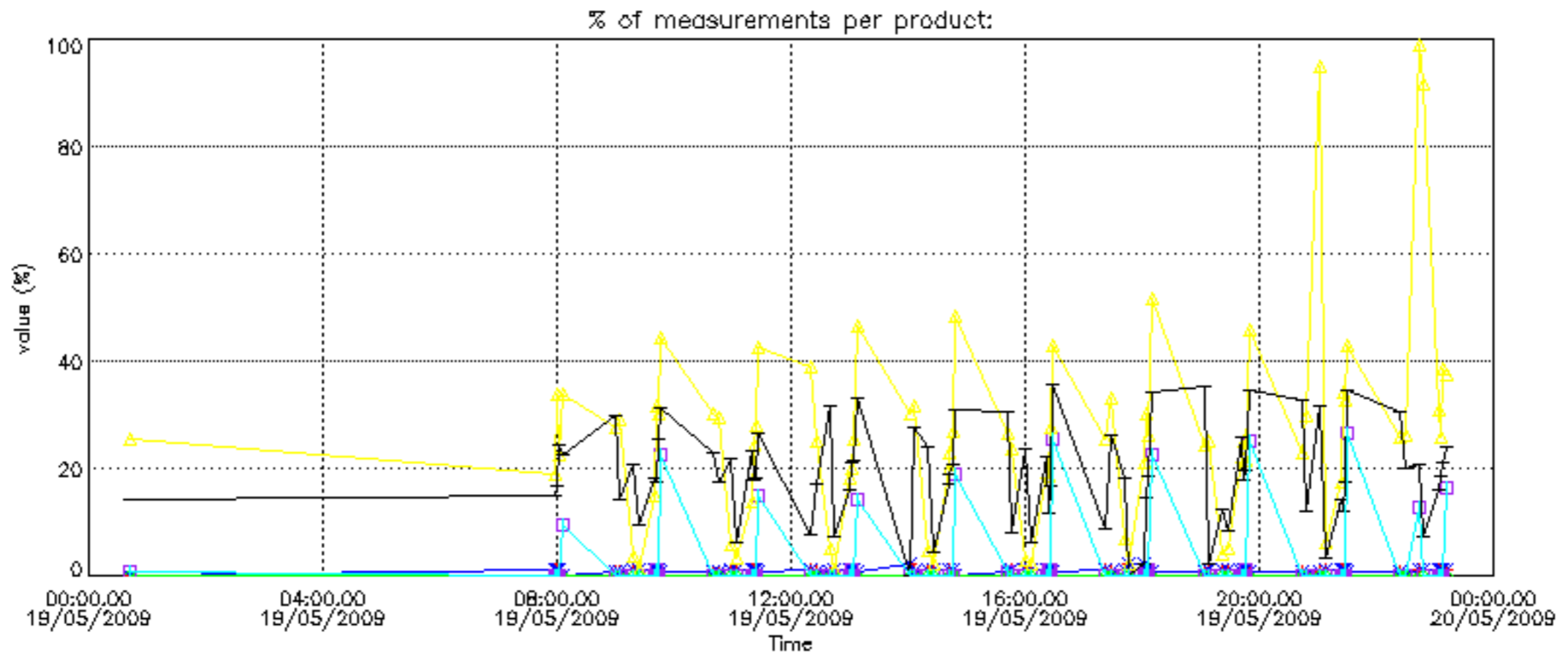


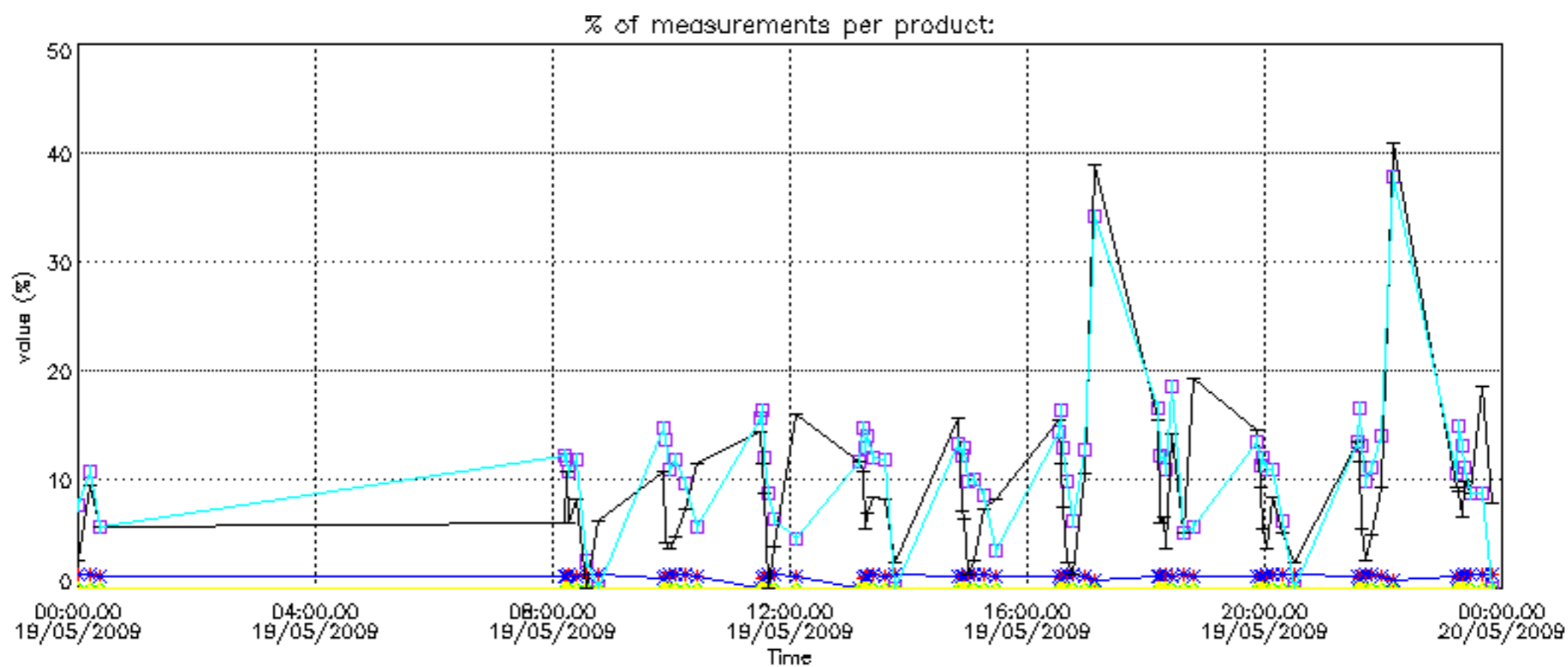
Percentage of flagged data per NO2 profile



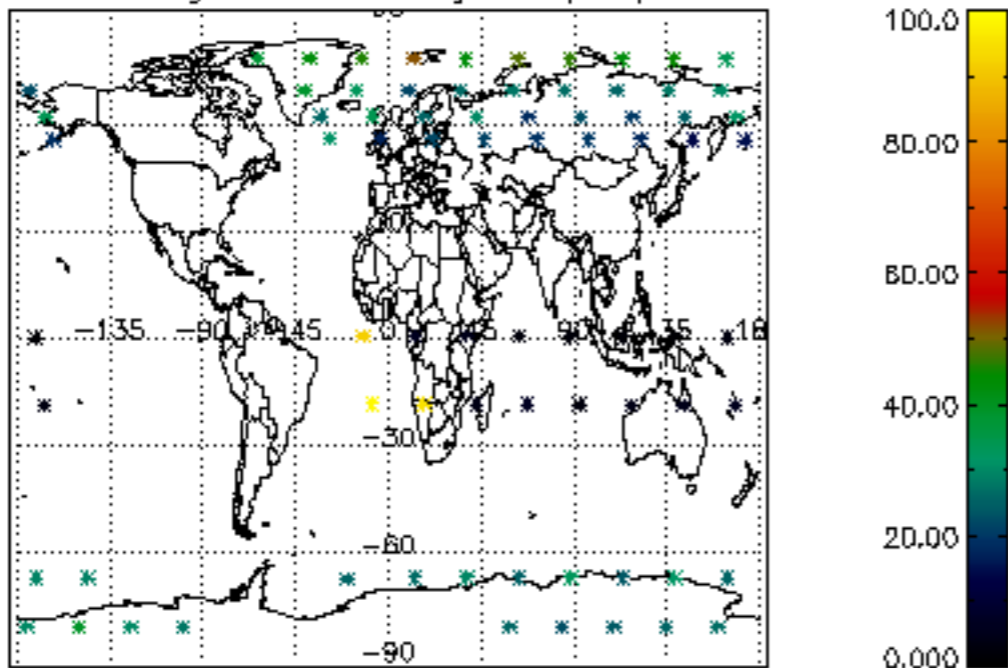
Percentage of flagged data per NO3 profile



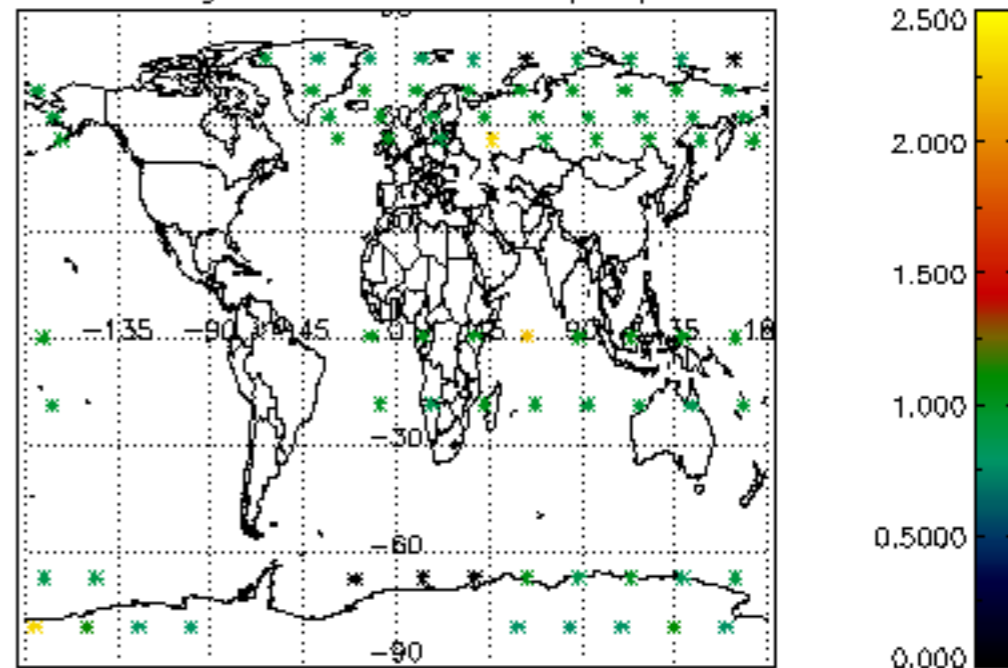




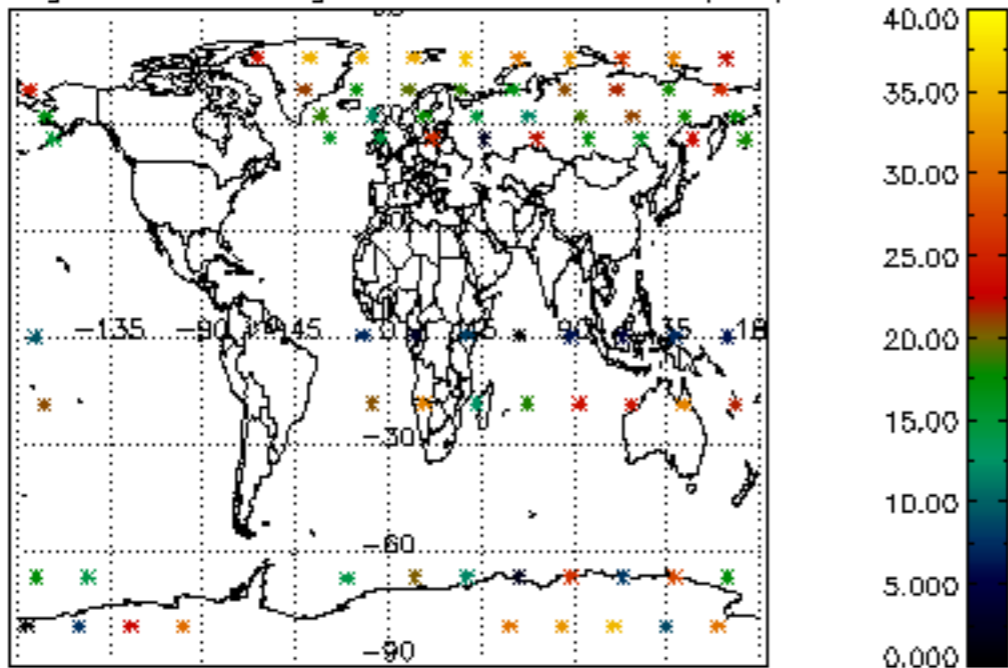
Percentage of cosmic ray hits per profile



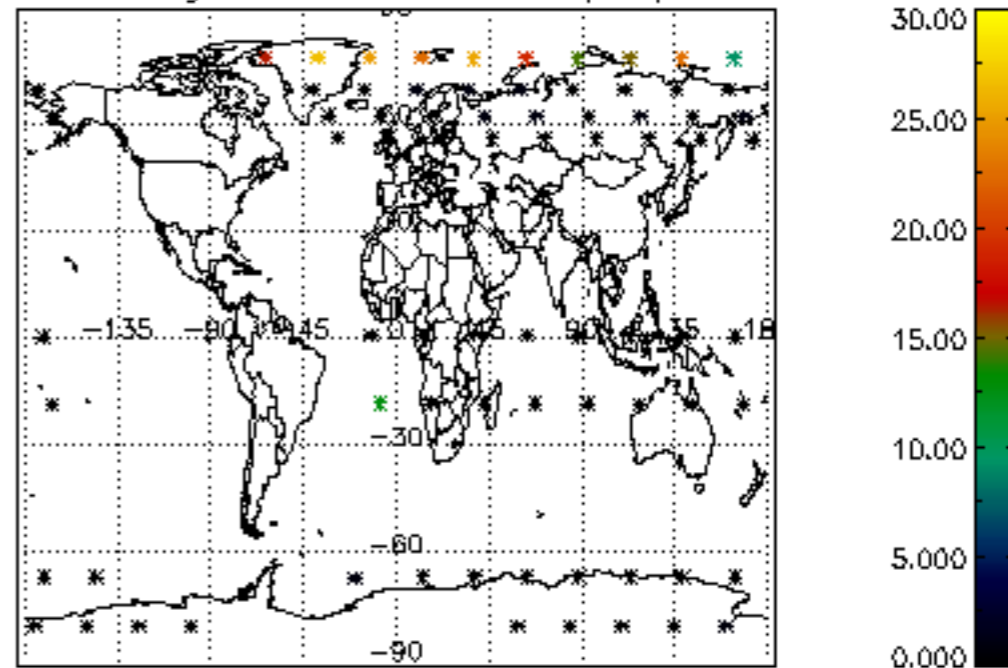
Percentage of datation errors per profile



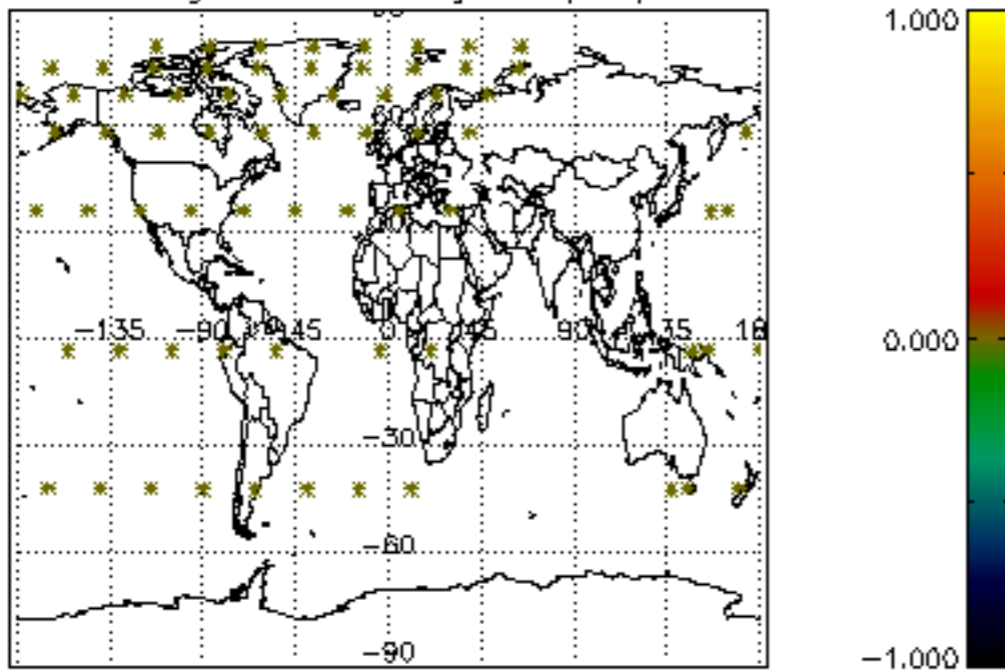
Percentage of star falling outside central band per profile



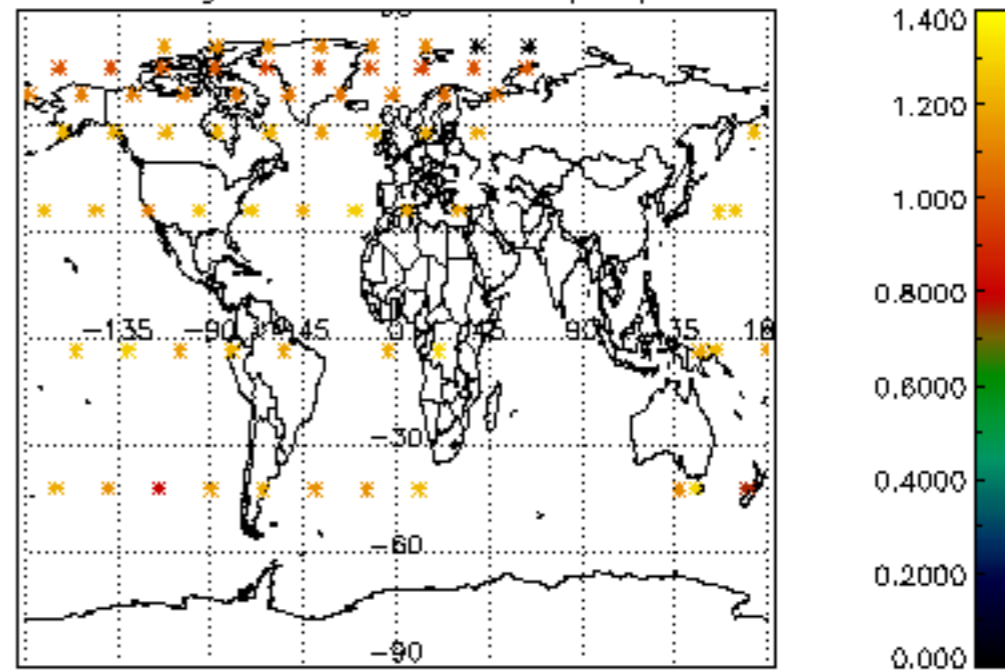
Percentage of saturation errors per profile



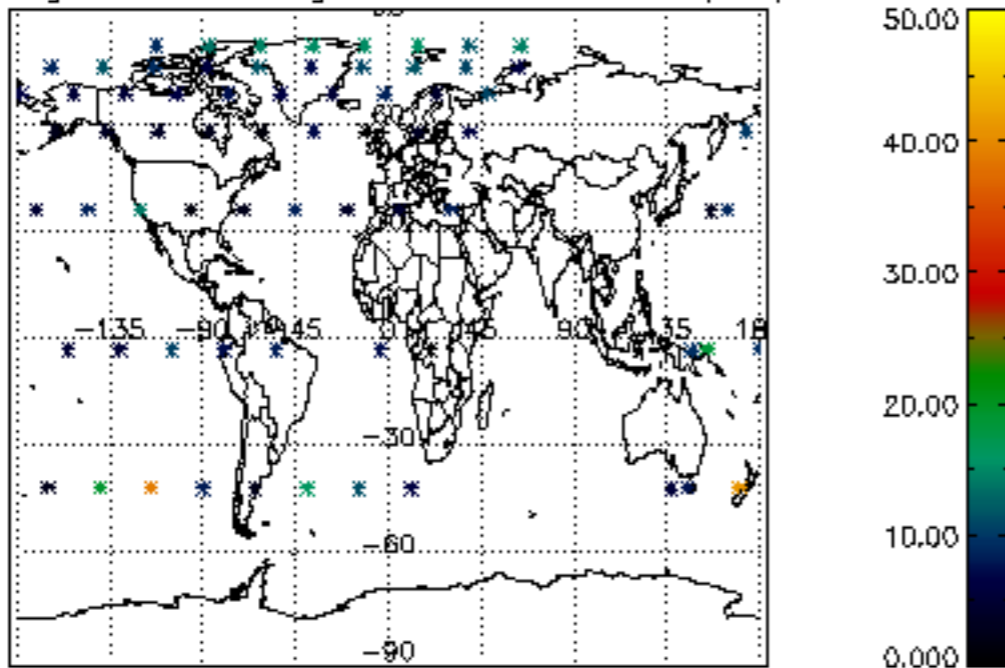
Percentage of cosmic ray hits per profile



Percentage of datation errors per profile



Percentage of star falling outside central band per profile



Percentage of saturation errors per profile

