

# GOMOS Level 2 Daily Report

## SUMMARY

### [1. General Info](#)

### [2. Summary of processed GOM\\_NL\\_2P products](#)

### [3. Level 2 Quality information per product](#)

#### [3.1 Plot of level 2 quality information per product \(time dependant\)](#)

#### [3.2 Plot of level 2 quality information per product \(world map\)](#)

### [4. Level 1 Quality information per product \(stored on level 2 products\)](#)

#### [4.1 Plot of level 1 quality information per product \(time dependant\)](#)

##### [4.1.1 Plot of level 1 quality information per product \(time dependant\): ASCENDING](#)

##### [4.1.2 Plot of level 1 quality information per product \(time dependant\): DESCENDING](#)

#### [4.2 Plot of level 1 quality information per product \(world map\)](#)

##### [4.2.1 Plot of level 1 quality information per product \(world map\): ASCENDING](#)

##### [4.2.2 Plot of level 1 quality information per product \(world map\): DESCENDING](#)

### [5. Ozone profiles based on quality statistics and other trace gas profiles](#)

#### [5.1 Ozone statistics based on quality of products](#)

#### [5.2 Plot ozone profiles for all STD \(dark without errors\)](#)

#### [5.3 Plot ozone profiles where STD < 20% \(dark without errors\)](#)

#### [5.4. Plot ozone profiles where STD < 10% \(dark without errors\)](#)

#### [5.5. Plot ozone profiles where STD < 5% \(dark without errors\)](#)

#### [5.6 Plot NO2 profiles for all STD \(dark without errors\)](#)

#### [5.7 Plot NO3 profiles for all STD \(dark without errors\)](#)

#### [5.8 Plot H2O profiles \(only for occultations of stars 1,2,3,4,13,14,16,26,63 dark without errors\) for all STD](#)

### [6. Auxiliary Data Files used for the production reported in section 2](#)

This report presents the daily analysis on parameters extracted from GOMOS level 2 data (GOM\_NL\_\_2P). It is intended to monitor some important parameters that will impact the quality of these products. A list of level 2 products (and content) that have arrived during the reporting day to the PCF is also given.

Item	Value
Time of report generation	26APR2013 09:24:23
Data source version	GOMOS/6.01
Start time of products	10-05-2009 (10MAY2009 00:00:00)
Stop time of products	11-05-2009 (11MAY2009 00:00:00)
Store outputs in DB	Yes
Nb of level 2 prods	187
Nb of prods with errors	0

## 2. Summary of processed GOM\_NL\_\_2P products.

Nr	Filename	UTC Start time	Limb	Duration	Star Id	Star Name	Star Mag	Star Temp	Nb Meas	Orbit	Prod. error
1	GOM_NL__2PRFIN20090510_000546_000000362078_00474_37602_3762.N1	10-MAY-2009 00:05:46	Bright	35.500	89	5Alp Cep	2.4510	8000.0	71	37602	No
2	GOM_NL__2PRFIN20090510_001843_000000342078_00474_37602_3763.N1	10-MAY-2009 00:18:43	Twilight	33.500	93	53Bet Peg	2.5200	3100.0	67	37602	No
3	GOM_NL__2PRFIN20090510_002303_000000352078_00474_37602_3764.N1	10-MAY-2009 00:23:03	Dark	34.500	90	54Alp Peg	2.4870	11000.	69	37602	No
4	GOM_NL__2PRFIN20090510_003717_000000522078_00474_37602_3765.N1	10-MAY-2009 00:37:17	Dark	51.500	142	49Del Cap	2.8500	8900.0	103	37602	No
5	GOM_NL__2PRFIN20090510_005731_000000432078_00475_37603_3789.N1	10-MAY-2009 00:57:31	Straylight	42.500	40	The Sco	1.8590	7100.0	85	37603	No
6	GOM_NL__2PRFIN20090510_005922_000000462078_00475_37603_3790.N1	10-MAY-2009 00:59:22	Straylight	45.500	25	35Lam Sco	1.6200	28000.	91	37603	No
7	GOM_NL__2PRFIN20090510_010200_000000432078_00475_37603_3791.N1	10-MAY-2009 01:02:00	Straylight	42.500	75	26Eps Sco	2.2910	4250.0	85	37603	No
8	GOM_NL__2PRFIN20090510_010519_000000442078_00475_37603_3792.N1	10-MAY-2009 01:05:19	Twilight	44.000	16	21Alp Sco	1.0200	3000.0	88	37603	No
9	GOM_NL__2PRFIN20090510_010713_000000412078_00475_37603_3793.N1	10-MAY-2009 01:07:13	Bright	40.500	80	7Del Sco	2.3160	30000.	81	37603	No
10	GOM_NL__2PRFIN20090510_011203_000000382078_00475_37603_3794.N1	10-MAY-2009 01:12:03	Bright	37.500	104	27Bet Lib	2.6140	13100.	75	37603	No
11	GOM_NL__2PRFIN20090510_011754_000000462078_00475_37603_3795.N1	10-MAY-2009 01:17:54	Bright	45.500	102	24Alp Ser	2.6000	4250.0	91	37603	No
12	GOM_NL__2PRFIN20090510_012320_000000382078_00475_37603_3796.N1	10-MAY-2009 01:23:20	Bright	38.000	83		2.3780	11000.	76	37603	No
13	GOM_NL__2PRFIN20090510_013532_000000392078_00475_37603_3797.N1	10-MAY-2009 01:35:32	Bright	38.500	119	14Eta Dra	2.7270	4700.0	77	37603	No
14	GOM_NL__2PRFIN20090510_014621_000000362078_00475_37603_3798.N1	10-MAY-2009 01:46:21	Bright	35.500	89	5Alp Cep	2.4510	8000.0	71	37603	No
15	GOM_NL__2PRFIN20090510_015919_000000342078_00475_37603_3799.N1	10-MAY-2009 01:59:19	Twilight	33.500	93	53Bet Peg	2.5200	3100.0	67	37603	No
16	GOM_NL__2PRFIN20090510_020339_000000342078_00475_37603_3800.N1	10-MAY-2009 02:03:39	Dark	34.000	90	54Alp Peg	2.4870	11000.	68	37603	No
17	GOM_NL__2PRFIN20090510_023808_000000432078_00476_37604_3804.N1	10-MAY-2009 02:38:08	Straylight	42.500	40	The Sco	1.8590	7100.0	85	37604	No
18	GOM_NL__2PRFIN20090510_023959_000000462078_00476_37604_3805.N1	10-MAY-2009 02:39:59	Straylight	46.000	25	35Lam Sco	1.6200	28000.	92	37604	No
19	GOM_NL__2PRFIN20090510_024236_000000432078_00476_37604_3806.N1	10-MAY-2009 02:42:36	Straylight	42.500	75	26Eps Sco	2.2910	4250.0	85	37604	No
20	GOM_NL__2PRFIN20090510_024556_000000442078_00476_37604_3807.N1	10-MAY-2009 02:45:56	Twilight	43.500	16	21Alp Sco	1.0200	3000.0	87	37604	No
21	GOM_NL__2PRFIN20090510_024749_000000412078_00476_37604_3808.N1	10-MAY-2009 02:47:49	Bright	41.000	80	7Del Sco	2.3160	30000.	82	37604	No
22	GOM_NL__2PRFIN20090510_025238_000000382078_00476_37604_3809.N1	10-MAY-2009 02:52:38	Bright	38.000	104	27Bet Lib	2.6140	13100.	76	37604	No
23	GOM_NL__2PRFIN20090510_025830_000000462078_00476_37604_3810.N1	10-MAY-2009 02:58:30	Bright	45.500	102	24Alp Ser	2.6000	4250.0	91	37604	No
24	GOM_NL__2PRFIN20090510_030356_000000382078_00476_37604_3811.N1	10-MAY-2009 03:03:56	Bright	37.500	83		2.3780	11000.	75	37604	No
25	GOM_NL__2PRFIN20090510_031608_000000392078_00476_37604_3812.N1	10-MAY-2009 03:16:08	Bright	39.000	119	14Eta Dra	2.7270	4700.0	78	37604	No
26	GOM_NL__2PRFIN20090510_032657_000000352078_00476_37604_3813.N1	10-MAY-2009 03:26:57	Bright	34.500	89	5Alp Cep	2.4510	8000.0	69	37604	No
27	GOM_NL__2PRFIN20090510_033955_000000332078_00476_37604_3814.N1	10-MAY-2009 03:39:55	Twilight	33.000	93	53Bet Peg	2.5200	3100.0	66	37604	No
28	GOM_NL__2PRFIN20090510_034416_000000352078_00476_37604_3815.N1	10-MAY-2009 03:44:16	Dark	34.500	90	54Alp Peg	2.4870	11000.	69	37604	No
29	GOM_NL__2PRFIN20090510_035832_000000522078_00476_37604_3816.N1	10-MAY-2009 03:58:32	Dark	51.500	142	49Del Cap	2.8500	8900.0	103	37604	No
30	GOM_NL__2PRFIN20090510_041844_000000432078_00477_37605_3819.N1	10-MAY-2009 04:18:44	Straylight	43.000	40	The Sco	1.8590	7100.0	86	37605	No
31	GOM_NL__2PRFIN20090510_042036_000000462078_00477_37605_3820.N1	10-MAY-2009 04:20:36	Straylight	46.000	25	35Lam Sco	1.6200	28000.	92	37605	No
32	GOM_NL__2PRFIN20090510_042313_000000432078_00477_37605_3821.N1	10-MAY-2009 04:23:13	Straylight	42.500	75	26Eps Sco	2.2910	4250.0	85	37605	No
33	GOM_NL__2PRFIN20090510_042632_000000442078_00477_37605_3822.N1	10-MAY-2009 04:26:32	Twilight	44.000	16	21Alp Sco	1.0200	3000.0	88	37605	No
34	GOM_NL__2PRFIN20090510_042825_000000412078_00477_37605_3823.N1	10-MAY-2009 04:28:25	Bright	41.000	80	7Del Sco	2.3160	30000.	82	37605	No
35	GOM_NL__2PRFIN20090510_043314_000000382078_00477_37605_3824.N1	10-MAY-2009 04:33:14	Bright	38.000	104	27Bet Lib	2.6140	13100.	76	37605	No
36	GOM_NL__2PRFIN20090510_043906_000000462078_00477_37605_3825.N1	10-MAY-2009 04:39:06	Bright	45.500	102	24Alp Ser	2.6000	4250.0	91	37605	No
37	GOM_NL__2PRFIN20090510_044437_000000332078_00477_37605_3826.N1	10-MAY-2009 04:44:37	Bright	32.500	83		2.3780	11000.	65	37605	No
38	GOM_NL__2PRFIN20090510_045643_000000382078_00477_37605_3827.N1	10-MAY-2009 04:56:43	Bright	38.000	119	14Eta Dra	2.7270	4700.0	76	37605	No
39	GOM_NL__2PRFIN20090510_050733_000000352078_00477_37605_3828.N1	10-MAY-2009 05:07:33	Bright	35.000	89	5Alp Cep	2.4510	8000.0	70	37605	No
40	GOM_NL__2PRFIN20090510_052032_000000332078_00477_37605_3829.N1	10-MAY-2009 05:20:32	Twilight	33.000	93	53Bet Peg	2.5200	3100.0	66	37605	No
41	GOM_NL__2PRFIN20090510_052453_000000352078_00477_37605_3830.N1	10-MAY-2009 05:24:53	Dark	34.500	90	54Alp Peg	2.4870	11000.	69	37605	No
42	GOM_NL__2PRFIN20090510_053909_000000522078_00477_37605_3831.N1	10-MAY-2009 05:39:09	Dark	52.000	142	49Del Cap	2.8500	8900.0	104	37605	No

43	GOM_NL__2PRFIN20090510_055921_000000432078_00478_37606_3834.N1	10-MAY-2009 05:59:21	Straylight	42.500	40	The Sco	1.8590	7100.0	85	37606	No
44	GOM_NL__2PRFIN20090510_060112_000000462078_00478_37606_3835.N1	10-MAY-2009 06:01:12	Straylight	46.000	25	35Lam Sco	1.6200	28000.	92	37606	No
45	GOM_NL__2PRFIN20090510_060349_000000432078_00478_37606_3836.N1	10-MAY-2009 06:03:49	Straylight	42.500	75	26Eps Sco	2.2910	4250.0	85	37606	No
46	GOM_NL__2PRFIN20090510_060708_000000442078_00478_37606_3837.N1	10-MAY-2009 06:07:08	Twi_and_stray	43.500	16	21Alp Sco	1.0200	3000.0	87	37606	No
47	GOM_NL__2PRFIN20090510_060902_000000412078_00478_37606_3838.N1	10-MAY-2009 06:09:02	Bright	40.500	80	7Del Sco	2.3160	30000.	81	37606	No
48	GOM_NL__2PRFIN20090510_061351_000000382078_00478_37606_3839.N1	10-MAY-2009 06:13:51	Bright	38.000	104	27Bet Lib	2.6140	13100.	76	37606	No
49	GOM_NL__2PRFIN20090510_061941_000000462078_00478_37606_3840.N1	10-MAY-2009 06:19:41	Bright	45.500	102	24Alp Ser	2.6000	4250.0	91	37606	No
50	GOM_NL__2PRFIN20090510_062622_000000452078_00478_37606_3841.N1	10-MAY-2009 06:26:22	Bright	44.500	67	5Alp CrB	2.2210	11000.	89	37606	No
51	GOM_NL__2PRFIN20090510_063719_000000382078_00478_37606_3842.N1	10-MAY-2009 06:37:19	Bright	38.000	119	14Eta Dra	2.7270	4700.0	76	37606	No
52	GOM_NL__2PRFIN20090510_064808_000000352078_00478_37606_3843.N1	10-MAY-2009 06:48:08	Bright	35.000	89	5Alp Cep	2.4510	8000.0	70	37606	No
53	GOM_NL__2PRFIN20090510_070108_000000342078_00478_37606_3844.N1	10-MAY-2009 07:01:08	Twi_and_stray	33.500	93	53Bet Peg	2.5200	3100.0	67	37606	No
54	GOM_NL__2PRFIN20090510_070529_000000352078_00478_37606_3845.N1	10-MAY-2009 07:05:29	Dark	34.500	90	54Alp Peg	2.4870	11000.	69	37606	No
55	GOM_NL__2PRFIN20090510_071946_000000522078_00478_37606_3846.N1	10-MAY-2009 07:19:46	Dark	52.000	142	49Del Cap	2.8500	8900.0	104	37606	No
56	GOM_NL__2PRFIN20090510_073958_000000432078_00479_37607_3849.N1	10-MAY-2009 07:39:58	Straylight	42.500	40	The Sco	1.8590	7100.0	85	37607	No
57	GOM_NL__2PRFIN20090510_074149_000000462078_00479_37607_3850.N1	10-MAY-2009 07:41:49	Straylight	46.000	25	35Lam Sco	1.6200	28000.	92	37607	No
58	GOM_NL__2PRFIN20090510_074426_000000422078_00479_37607_3851.N1	10-MAY-2009 07:44:26	Straylight	42.000	75	26Eps Sco	2.2910	4250.0	84	37607	No
59	GOM_NL__2PRFIN20090510_074745_000000442078_00479_37607_3852.N1	10-MAY-2009 07:47:45	Twi_and_stray	43.500	16	21Alp Sco	1.0200	3000.0	87	37607	No
60	GOM_NL__2PRFIN20090510_074938_000000402078_00479_37607_3853.N1	10-MAY-2009 07:49:38	Bright	40.000	80	7Del Sco	2.3160	30000.	80	37607	No
61	GOM_NL__2PRFIN20090510_075427_000000382078_00479_37607_3854.N1	10-MAY-2009 07:54:27	Bright	37.500	104	27Bet Lib	2.6140	13100.	75	37607	No
62	GOM_NL__2PRFIN20090510_080016_000000462078_00479_37607_3855.N1	10-MAY-2009 08:00:16	Bright	46.000	102	24Alp Ser	2.6000	4250.0	92	37607	No
63	GOM_NL__2PRFIN20090510_080657_000000452078_00479_37607_3856.N1	10-MAY-2009 08:06:57	Bright	45.000	67	5Alp CrB	2.2210	11000.	90	37607	No
64	GOM_NL__2PRFIN20090510_081754_000000402078_00479_37607_3857.N1	10-MAY-2009 08:17:54	Bright	39.500	119	14Eta Dra	2.7270	4700.0	79	37607	No
65	GOM_NL__2PRFIN20090510_082844_000000362078_00479_37607_3858.N1	10-MAY-2009 08:28:44	Bright	35.500	89	5Alp Cep	2.4510	8000.0	71	37607	No
66	GOM_NL__2PRFIN20090510_084144_000000342078_00479_37607_3859.N1	10-MAY-2009 08:41:44	Twi_and_stray	33.500	93	53Bet Peg	2.5200	3100.0	67	37607	No
67	GOM_NL__2PRFIN20090510_084605_000000352078_00479_37607_3860.N1	10-MAY-2009 08:46:05	Dark	34.500	90	54Alp Peg	2.4870	11000.	69	37607	No
68	GOM_NL__2PRFIN20090510_090023_000000532078_00479_37607_3861.N1	10-MAY-2009 09:00:23	Dark	52.500	142	49Del Cap	2.8500	8900.0	105	37607	No
69	GOM_NL__2PRFIN20090510_092034_000000432078_00480_37608_3863.N1	10-MAY-2009 09:20:34	Straylight	42.500	40	The Sco	1.8590	7100.0	85	37608	No
70	GOM_NL__2PRFIN20090510_092226_000000462078_00480_37608_3864.N1	10-MAY-2009 09:22:26	Straylight	45.500	25	35Lam Sco	1.6200	28000.	91	37608	No
71	GOM_NL__2PRFIN20090510_092503_000000422078_00480_37608_3865.N1	10-MAY-2009 09:25:03	Straylight	42.000	75	26Eps Sco	2.2910	4250.0	84	37608	No
72	GOM_NL__2PRFIN20090510_092821_000000442078_00480_37608_3866.N1	10-MAY-2009 09:28:21	Twi_and_stray	43.500	16	21Alp Sco	1.0200	3000.0	87	37608	No
73	GOM_NL__2PRFIN20090510_093014_000000412078_00480_37608_3867.N1	10-MAY-2009 09:30:14	Bright	40.500	80	7Del Sco	2.3160	30000.	81	37608	No
74	GOM_NL__2PRFIN20090510_093503_000000382078_00480_37608_3868.N1	10-MAY-2009 09:35:03	Bright	37.500	104	27Bet Lib	2.6140	13100.	75	37608	No
75	GOM_NL__2PRFIN20090510_094052_000000462078_00480_37608_3869.N1	10-MAY-2009 09:40:52	Bright	45.500	102	24Alp Ser	2.6000	4250.0	91	37608	No
76	GOM_NL__2PRFIN20090510_094732_000000472078_00480_37608_3870.N1	10-MAY-2009 09:47:32	Bright	46.500	67	5Alp CrB	2.2210	11000.	93	37608	No
77	GOM_NL__2PRFIN20090510_095829_000000392078_00480_37608_3871.N1	10-MAY-2009 09:58:29	Bright	39.000	119	14Eta Dra	2.7270	4700.0	78	37608	No
78	GOM_NL__2PRFIN20090510_100919_000000362078_00480_37608_3872.N1	10-MAY-2009 10:09:19	Bright	35.500	89	5Alp Cep	2.4510	8000.0	71	37608	No
79	GOM_NL__2PRFIN20090510_102220_000000342078_00480_37608_3873.N1	10-MAY-2009 10:22:20	Twi_and_stray	33.500	93	53Bet Peg	2.5200	3100.0	67	37608	No
80	GOM_NL__2PRFIN20090510_102641_000000352078_00480_37608_3874.N1	10-MAY-2009 10:26:41	Dark	35.000	90	54Alp Peg	2.4870	11000.	70	37608	No
81	GOM_NL__2PRFIN20090510_104101_000000532078_00480_37608_3875.N1	10-MAY-2009 10:41:01	Dark	53.000	142	49Del Cap	2.8500	8900.0	106	37608	No
82	GOM_NL__2PRFIN20090510_110111_000000432078_00481_37609_3877.N1	10-MAY-2009 11:01:11	Straylight	42.500	40	The Sco	1.8590	7100.0	85	37609	No
83	GOM_NL__2PRFIN20090510_110302_000000462078_00481_37609_3878.N1	10-MAY-2009 11:03:02	Straylight	45.500	25	35Lam Sco	1.6200	28000.	91	37609	No
84	GOM_NL__2PRFIN20090510_110539_000000422078_00481_37609_3879.N1	10-MAY-2009 11:05:39	Straylight	42.000	75	26Eps Sco	2.2910	4250.0	84	37609	No
85	GOM_NL__2PRFIN20090510_110857_000000442078_00481_37609_3880.N1	10-MAY-2009 11:08:57	Twi_and_stray	43.500	16	21Alp Sco	1.0200	3000.0	87	37609	No
86	GOM_NL__2PRFIN20090510_111050_000000402078_00481_37609_3881.N1	10-MAY-2009 11:10:50	Bright	40.000	80	7Del Sco	2.3160	30000.	80	37609	No
87	GOM_NL__2PRFIN20090510_111538_000000382078_00481_37609_3882.N1	10-MAY-2009 11:15:38	Bright	37.500	104	27Bet Lib	2.6140	13100.	75	37609	No
88	GOM_NL__2PRFIN20090510_112127_000000542078_00481_37609_3883.N1	10-MAY-2009 11:21:27	Bright	54.000	102	24Alp Ser	2.6000	4250.0	108	37609	No
89	GOM_NL__2PRFIN20090510_112808_000000452078_00481_37609_3884.N1	10-MAY-2009 11:28:08	Bright	44.500	67	5Alp CrB	2.2210	11000.	89	37609	No
90	GOM_NL__2PRFIN20090510_113905_000000392078_00481_37609_3885.N1	10-MAY-2009 11:39:05	Bright	39.000	119	14Eta Dra	2.7270	4700.0	78	37609	No
91	GOM_NL__2PRFIN20090510_114955_000000352078_00481_37609_3886.N1	10-MAY-2009 11:49:55	Bright	35.000	89	5Alp Cep	2.4510	8000.0	70	37609	No
92	GOM_NL__2PRFIN20090510_120256_000000342078_00481_37609_3887.N1	10-MAY-2009 12:02:56	Twi_and_stray	33.500	93	53Bet Peg	2.5200	3100.0	67	37609	No
93	GOM_NL__2PRFIN20090510_120718_000000352078_00481_37609_3888.N1	10-MAY-2009 12:07:18	Dark	35.000	90	54Alp Peg	2.4870	11000.	70	37609	No
94	GOM_NL__2PRFIN20090510_122138_000000532078_00481_37609_3889.N1	10-MAY-2009 12:21:38	Dark	52.500	142	49Del Cap	2.8500	8900.0	105	37609	No
95	GOM_NL__2PRFIN20090510_124147_000000432078_00482_37610_3893.N1	10-MAY-2009 12:41:47	Straylight	43.000	40	The Sco	1.8590	7100.0	86	37610	No
96	GOM_NL__2PRFIN20090510_124339_000000462078_00482_37610_3894.N1	10-MAY-2009 12:43:39	Straylight	46.000	25	35Lam Sco	1.6200	28000.	92	37610	No
97	GOM_NL__2PRFIN20090510_124615_000000432078_00482_37610_3895.N1	10-MAY-2009 12:46:15	Straylight	42.500	75	26Eps Sco	2.2910	4250.0	85	37610	No
98	GOM_NL__2PRFIN20090510_124934_000000442078_00482_37610_3896.N1	10-MAY-2009 12:49:34	Twi_and_stray	43.500	16	21Alp Sco	1.0200	3000.0	87	37610	No
99	GOM_NL__2PRFIN20090510_125126_000000402078_00482_37610_3897.N1	10-MAY-2009 12:51:26	Bright	39.500	80	7Del Sco	2.3160	30000.	79	37610	No
100	GOM_NL__2PRFIN20090510_125615_000000382078_00482_37610_3898.N1	10-MAY-2009 12:56:15	Bright	37.500	104	27Bet Lib	2.6140	13100.	75	37610	No
101	GOM_NL__2PRFIN20090510_130203_000000452078_00482_37610_3899.N1	10-MAY-2009 13:02:03	Bright	45.000	102	24Alp Ser	2.6000	4250.0	90	37610	No

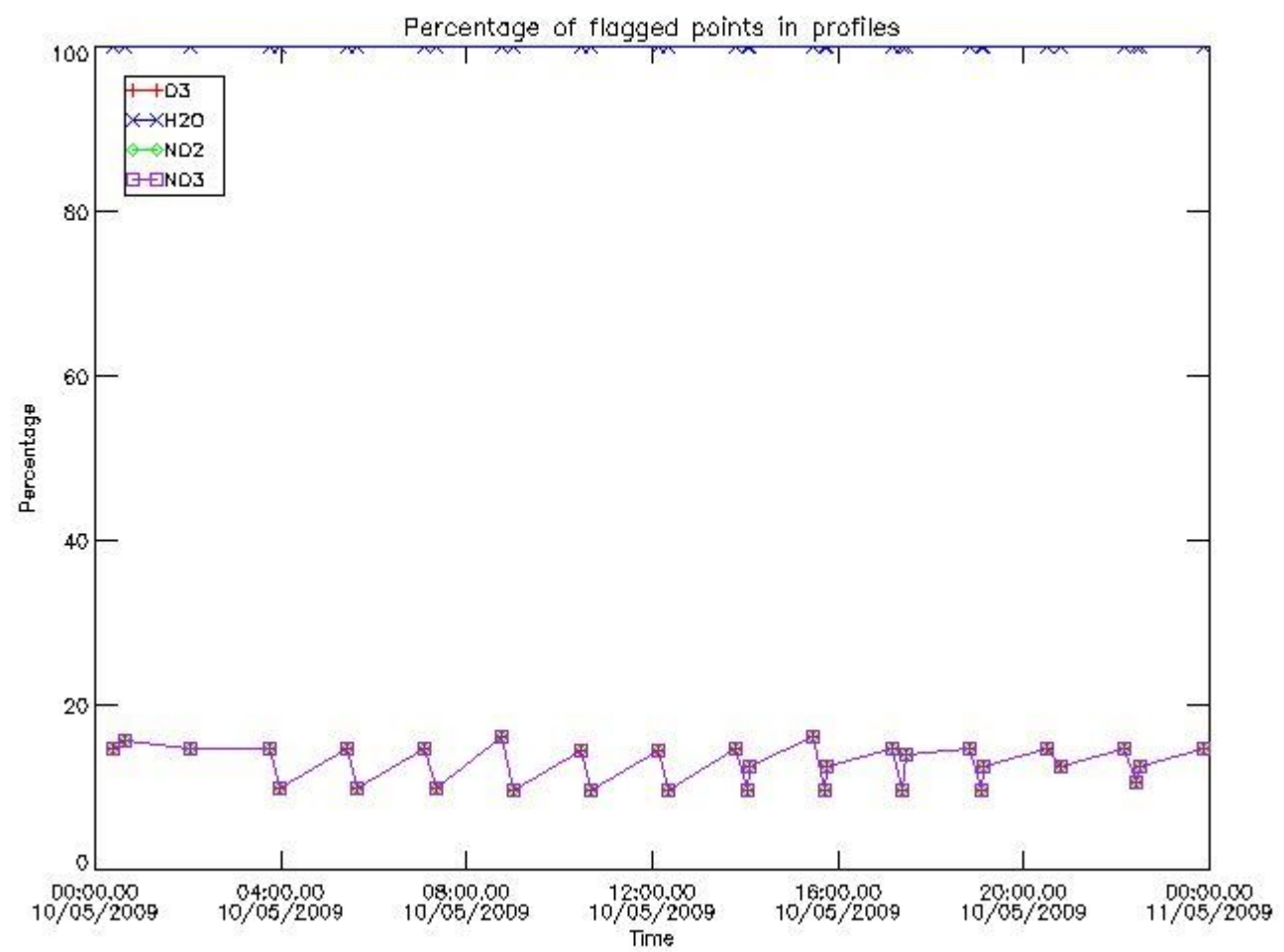
102	GOM_NL__2PRFIN20090510_130843_000000452078_00482_37610_3900.N1	10-MAY-2009 13:08:43	Bright	44.500	67	5Alp CrB	2.2210	11000.	89	37610	No
103	GOM_NL__2PRFIN20090510_131940_000000392078_00482_37610_3901.N1	10-MAY-2009 13:19:40	Bright	39.000	119	14Eta Dra	2.7270	4700.0	78	37610	No
104	GOM_NL__2PRFIN20090510_133030_000000362078_00482_37610_3902.N1	10-MAY-2009 13:30:30	Bright	35.500	89	5Alp Cep	2.4510	8000.0	71	37610	No
105	GOM_NL__2PRFIN20090510_134332_000000342078_00482_37610_3903.N1	10-MAY-2009 13:43:32	Tw_i_and_stray	33.500	93	53Bet Peg	2.5200	3100.0	67	37610	No
106	GOM_NL__2PRFIN20090510_134754_000000352078_00482_37610_3904.N1	10-MAY-2009 13:47:54	Dark	34.500	90	54Alp Peg	2.4870	11000.	69	37610	No
107	GOM_NL__2PRFIN20090510_140215_000000532078_00482_37610_3905.N1	10-MAY-2009 14:02:15	Dark	53.000	142	49Del Cap	2.8500	8900.0	106	37610	No
108	GOM_NL__2PRFIN20090510_140602_000000412078_00482_37610_3906.N1	10-MAY-2009 14:06:02	Dark	40.500	172	Gam Gru	3.0030	13100.	81	37610	No
109	GOM_NL__2PRFIN20090510_142224_000000432078_00483_37611_3908.N1	10-MAY-2009 14:22:24	Straylight	42.500	40	The Sco	1.8590	7100.0	85	37611	No
110	GOM_NL__2PRFIN20090510_142416_000000462078_00483_37611_3909.N1	10-MAY-2009 14:24:16	Straylight	45.500	25	35Lam Sco	1.6200	28000.	91	37611	No
111	GOM_NL__2PRFIN20090510_142652_000000432078_00483_37611_3910.N1	10-MAY-2009 14:26:52	Straylight	42.500	75	26Eps Sco	2.2910	4250.0	85	37611	No
112	GOM_NL__2PRFIN20090510_143010_000000442078_00483_37611_3911.N1	10-MAY-2009 14:30:10	Tw_i_and_stray	43.500	16	21Alp Sco	1.0200	3000.0	87	37611	No
113	GOM_NL__2PRFIN20090510_143202_000000412078_00483_37611_3912.N1	10-MAY-2009 14:32:02	Bright	40.500	80	7Del Sco	2.3160	30000.	81	37611	No
114	GOM_NL__2PRFIN20090510_143651_000000372078_00483_37611_3913.N1	10-MAY-2009 14:36:51	Bright	37.000	104	27Bet Lib	2.6140	13100.	74	37611	No
115	GOM_NL__2PRFIN20090510_144239_000000462078_00483_37611_3914.N1	10-MAY-2009 14:42:39	Bright	45.500	102	24Alp Ser	2.6000	4250.0	91	37611	No
116	GOM_NL__2PRFIN20090510_144918_000000442078_00483_37611_3915.N1	10-MAY-2009 14:49:18	Bright	44.000	67	5Alp CrB	2.2210	11000.	88	37611	No
117	GOM_NL__2PRFIN20090510_150015_000000392078_00483_37611_3916.N1	10-MAY-2009 15:00:15	Bright	38.500	119	14Eta Dra	2.7270	4700.0	77	37611	No
118	GOM_NL__2PRFIN20090510_151106_000000362078_00483_37611_3917.N1	10-MAY-2009 15:11:06	Bright	35.500	89	5Alp Cep	2.4510	8000.0	71	37611	No
119	GOM_NL__2PRFIN20090510_152408_000000342078_00483_37611_3918.N1	10-MAY-2009 15:24:08	Tw_i_and_stray	33.500	93	53Bet Peg	2.5200	3100.0	67	37611	No
120	GOM_NL__2PRFIN20090510_152831_000000352078_00483_37611_3919.N1	10-MAY-2009 15:28:31	Dark	34.500	90	54Alp Peg	2.4870	11000.	69	37611	No
121	GOM_NL__2PRFIN20090510_154253_000000532078_00483_37611_3920.N1	10-MAY-2009 15:42:53	Dark	53.000	142	49Del Cap	2.8500	8900.0	106	37611	No
122	GOM_NL__2PRFIN20090510_154639_000000412078_00483_37611_3921.N1	10-MAY-2009 15:46:39	Dark	41.000	172	Gam Gru	3.0030	13100.	82	37611	No
123	GOM_NL__2PRFIN20090510_160301_000000432078_00484_37612_3923.N1	10-MAY-2009 16:03:01	Straylight	42.500	40	The Sco	1.8590	7100.0	85	37612	No
124	GOM_NL__2PRFIN20090510_160452_000000462078_00484_37612_3924.N1	10-MAY-2009 16:04:52	Straylight	46.000	25	35Lam Sco	1.6200	28000.	92	37612	No
125	GOM_NL__2PRFIN20090510_160728_000000422078_00484_37612_3925.N1	10-MAY-2009 16:07:28	Straylight	42.000	75	26Eps Sco	2.2910	4250.0	84	37612	No
126	GOM_NL__2PRFIN20090510_161239_000000402078_00484_37612_3926.N1	10-MAY-2009 16:12:39	Bright	40.000	80	7Del Sco	2.3160	30000.	80	37612	No
127	GOM_NL__2PRFIN20090510_161726_000000382078_00484_37612_3927.N1	10-MAY-2009 16:17:26	Bright	37.500	104	27Bet Lib	2.6140	13100.	75	37612	No
128	GOM_NL__2PRFIN20090510_162314_000000452078_00484_37612_3928.N1	10-MAY-2009 16:23:14	Bright	45.000	102	24Alp Ser	2.6000	4250.0	90	37612	No
129	GOM_NL__2PRFIN20090510_162954_000000442078_00484_37612_3929.N1	10-MAY-2009 16:29:54	Bright	43.500	67	5Alp CrB	2.2210	11000.	87	37612	No
130	GOM_NL__2PRFIN20090510_164051_000000392078_00484_37612_3930.N1	10-MAY-2009 16:40:51	Bright	38.500	119	14Eta Dra	2.7270	4700.0	77	37612	No
131	GOM_NL__2PRFIN20090510_165141_000000362078_00484_37612_3931.N1	10-MAY-2009 16:51:41	Bright	35.500	89	5Alp Cep	2.4510	8000.0	71	37612	No
132	GOM_NL__2PRFIN20090510_170444_000000342078_00484_37612_3932.N1	10-MAY-2009 17:04:44	Tw_i_and_stray	33.500	93	53Bet Peg	2.5200	3100.0	67	37612	No
133	GOM_NL__2PRFIN20090510_170907_000000352078_00484_37612_3933.N1	10-MAY-2009 17:09:07	Dark	34.500	90	54Alp Peg	2.4870	11000.	69	37612	No
134	GOM_NL__2PRFIN20090510_172330_000000542078_00484_37612_3934.N1	10-MAY-2009 17:23:30	Dark	53.500	142	49Del Cap	2.8500	8900.0	107	37612	No
135	GOM_NL__2PRFIN20090510_172715_000000402078_00484_37612_3935.N1	10-MAY-2009 17:27:15	Dark	40.000	172	Gam Gru	3.0030	13100.	80	37612	No
136	GOM_NL__2PRFIN20090510_174338_000000422078_00485_37613_3958.N1	10-MAY-2009 17:43:38	Straylight	42.000	40	The Sco	1.8590	7100.0	84	37613	No
137	GOM_NL__2PRFIN20090510_174529_000000452078_00485_37613_3959.N1	10-MAY-2009 17:45:29	Straylight	45.000	25	35Lam Sco	1.6200	28000.	90	37613	No
138	GOM_NL__2PRFIN20090510_174805_000000422078_00485_37613_3960.N1	10-MAY-2009 17:48:05	Straylight	42.000	75	26Eps Sco	2.2910	4250.0	84	37613	No
139	GOM_NL__2PRFIN20090510_175315_000000402078_00485_37613_3961.N1	10-MAY-2009 17:53:15	Bright	39.500	80	7Del Sco	2.3160	30000.	79	37613	No
140	GOM_NL__2PRFIN20090510_175803_000000372078_00485_37613_3962.N1	10-MAY-2009 17:58:03	Bright	36.500	104	27Bet Lib	2.6140	13100.	73	37613	No
141	GOM_NL__2PRFIN20090510_180350_000000452078_00485_37613_3963.N1	10-MAY-2009 18:03:50	Bright	44.500	102	24Alp Ser	2.6000	4250.0	89	37613	No
142	GOM_NL__2PRFIN20090510_181029_000000442078_00485_37613_3964.N1	10-MAY-2009 18:10:29	Bright	44.000	67	5Alp CrB	2.2210	11000.	88	37613	No
143	GOM_NL__2PRFIN20090510_182126_000000392078_00485_37613_3965.N1	10-MAY-2009 18:21:26	Bright	38.500	119	14Eta Dra	2.7270	4700.0	77	37613	No
144	GOM_NL__2PRFIN20090510_183217_000000352078_00485_37613_3966.N1	10-MAY-2009 18:32:17	Bright	35.000	89	5Alp Cep	2.4510	8000.0	70	37613	No
145	GOM_NL__2PRFIN20090510_184521_000000342078_00485_37613_3967.N1	10-MAY-2009 18:45:21	Tw_i_and_stray	33.500	93	53Bet Peg	2.5200	3100.0	67	37613	No
146	GOM_NL__2PRFIN20090510_184944_000000352078_00485_37613_3968.N1	10-MAY-2009 18:49:44	Dark	34.500	90	54Alp Peg	2.4870	11000.	69	37613	No
147	GOM_NL__2PRFIN20090510_190408_000000532078_00485_37613_3969.N1	10-MAY-2009 19:04:08	Dark	52.500	142	49Del Cap	2.8500	8900.0	105	37613	No
148	GOM_NL__2PRFIN20090510_190752_000000412078_00485_37613_3970.N1	10-MAY-2009 19:07:52	Dark	40.500	172	Gam Gru	3.0030	13100.	81	37613	No
149	GOM_NL__2PRFIN20090510_192414_000000422078_00486_37614_3974.N1	10-MAY-2009 19:24:14	Straylight	42.000	40	The Sco	1.8590	7100.0	84	37614	No
150	GOM_NL__2PRFIN20090510_192606_000000462078_00486_37614_3975.N1	10-MAY-2009 19:26:06	Straylight	45.500	25	35Lam Sco	1.6200	28000.	91	37614	No
151	GOM_NL__2PRFIN20090510_192841_000000422078_00486_37614_3976.N1	10-MAY-2009 19:28:41	Straylight	42.000	75	26Eps Sco	2.2910	4250.0	84	37614	No
152	GOM_NL__2PRFIN20090510_193241_000000392078_00486_37614_3977.N1	10-MAY-2009 19:32:41	Tw_i_and_stray	38.500	158	6Pi Sco	2.9060	28000.	77	37614	No
153	GOM_NL__2PRFIN20090510_193447_000000422078_00486_37614_3978.N1	10-MAY-2009 19:34:47	Bright	41.500	97	8Bet1Sco	2.5610	30000.	83	37614	No
154	GOM_NL__2PRFIN20090510_193838_000000382078_00486_37614_3979.N1	10-MAY-2009 19:38:38	Bright	37.500	104	27Bet Lib	2.6140	13100.	75	37614	No
155	GOM_NL__2PRFIN20090510_194425_000000452078_00486_37614_3980.N1	10-MAY-2009 19:44:25	Bright	45.000	102	24Alp Ser	2.6000	4250.0	90	37614	No
156	GOM_NL__2PRFIN20090510_195104_000000442078_00486_37614_3981.N1	10-MAY-2009 19:51:04	Bright	43.500	67	5Alp CrB	2.2210	11000.	87	37614	No
157	GOM_NL__2PRFIN20090510_200202_000000392078_00486_37614_3982.N1	10-MAY-2009 20:02:02	Bright	38.500	119	14Eta Dra	2.7270	4700.0	77	37614	No
158	GOM_NL__2PRFIN20090510_201253_000000352078_00486_37614_3983.N1	10-MAY-2009 20:12:53	Bright	35.000	89	5Alp Cep	2.4510	8000.0	70	37614	No
159	GOM_NL__2PRFIN20090510_202557_000000332078_00486_37614_3984.N1	10-MAY-2009 20:25:57	Tw_i_and_stray	33.000	93	53Bet Peg	2.5200	3100.0	66	37614	No
160	GOM_NL__2PRFIN20090510_203020_000000352078_00486_37614_3985.N1	10-MAY-2009 20:30:20	Dark	34.500	90	54Alp Peg	2.4870	11000.	69	37614	No

161	GOM_NL__2PRFIN20090510_204829_000000412078_00486_37614_3986.N1	10-MAY-2009 20:48:29	Dark	40.500	172	Gam Gru	3.0030	13100.	81	37614	No
162	GOM_NL__2PRFIN20090510_210451_000000422078_00487_37615_3994.N1	10-MAY-2009 21:04:51	Straylight	42.000	40	The Sco	1.8590	7100.0	84	37615	No
163	GOM_NL__2PRFIN20090510_210642_000000462078_00487_37615_3995.N1	10-MAY-2009 21:06:42	Straylight	45.500	25	35Lam Sco	1.6200	28000.	91	37615	No
164	GOM_NL__2PRFIN20090510_210917_000000422078_00487_37615_3996.N1	10-MAY-2009 21:09:17	Straylight	42.000	75	26Eps Sco	2.2910	4250.0	84	37615	No
165	GOM_NL__2PRFIN20090510_211317_000000392078_00487_37615_3997.N1	10-MAY-2009 21:13:17	Tw_i_and_stray	38.500	158	6Pi Sco	2.9060	28000.	77	37615	No
166	GOM_NL__2PRFIN20090510_211523_000000412078_00487_37615_3998.N1	10-MAY-2009 21:15:23	Bright	41.000	97	8Bet1Sco	2.5610	30000.	82	37615	No
167	GOM_NL__2PRFIN20090510_211914_000000372078_00487_37615_3999.N1	10-MAY-2009 21:19:14	Bright	37.000	104	27Bet Lib	2.6140	13100.	74	37615	No
168	GOM_NL__2PRFIN20090510_212501_000000452078_00487_37615_4000.N1	10-MAY-2009 21:25:01	Bright	44.500	102	24Alp Ser	2.6000	4250.0	89	37615	No
169	GOM_NL__2PRFIN20090510_213139_000000452078_00487_37615_4001.N1	10-MAY-2009 21:31:39	Bright	44.500	67	5Alp CrB	2.2210	11000.	89	37615	No
170	GOM_NL__2PRFIN20090510_214237_000000392078_00487_37615_4002.N1	10-MAY-2009 21:42:37	Bright	38.500	119	14Eta Dra	2.7270	4700.0	77	37615	No
171	GOM_NL__2PRFIN20090510_215328_000000352078_00487_37615_4003.N1	10-MAY-2009 21:53:28	Bright	35.000	89	5Alp Cep	2.4510	8000.0	70	37615	No
172	GOM_NL__2PRFIN20090510_220633_000000342078_00487_37615_4004.N1	10-MAY-2009 22:06:33	Tw_i_and_stray	33.500	93	53Bet Peg	2.5200	3100.0	67	37615	No
173	GOM_NL__2PRFIN20090510_221056_000000352078_00487_37615_4005.N1	10-MAY-2009 22:10:56	Dark	34.500	90	54Alp Peg	2.4870	11000.	69	37615	No
174	GOM_NL__2PRFIN20090510_222523_000000532078_00487_37615_4006.N1	10-MAY-2009 22:25:23	Dark	53.000	142	49Del Cap	2.8500	8900.0	106	37615	No
175	GOM_NL__2PRFIN20090510_222905_000000412078_00487_37615_4007.N1	10-MAY-2009 22:29:05	Dark	41.000	172	Gam Gru	3.0030	13100.	82	37615	No
176	GOM_NL__2PRFIN20090510_224528_000000422078_00488_37616_4008.N1	10-MAY-2009 22:45:28	Straylight	42.000	40	The Sco	1.8590	7100.0	84	37616	No
177	GOM_NL__2PRFIN20090510_224719_000000462078_00488_37616_4009.N1	10-MAY-2009 22:47:19	Straylight	45.500	25	35Lam Sco	1.6200	28000.	91	37616	No
178	GOM_NL__2PRFIN20090510_224954_000000422078_00488_37616_4010.N1	10-MAY-2009 22:49:54	Straylight	41.500	75	26Eps Sco	2.2910	4250.0	83	37616	No
179	GOM_NL__2PRFIN20090510_225340_000000422078_00488_37616_4011.N1	10-MAY-2009 22:53:40	Tw_i_and_stray	41.500	156	20Sig Sco	2.9030	28000.	83	37616	No
180	GOM_NL__2PRFIN20090510_225559_000000412078_00488_37616_4012.N1	10-MAY-2009 22:55:59	Bright	41.000	97	8Bet1Sco	2.5610	30000.	82	37616	No
181	GOM_NL__2PRFIN20090510_225950_000000372078_00488_37616_4013.N1	10-MAY-2009 22:59:50	Bright	37.000	104	27Bet Lib	2.6140	13100.	74	37616	No
182	GOM_NL__2PRFIN20090510_230536_000000452078_00488_37616_4014.N1	10-MAY-2009 23:05:36	Bright	44.500	102	24Alp Ser	2.6000	4250.0	89	37616	No
183	GOM_NL__2PRFIN20090510_231215_000000452078_00488_37616_4015.N1	10-MAY-2009 23:12:15	Bright	45.000	67	5Alp CrB	2.2210	11000.	90	37616	No
184	GOM_NL__2PRFIN20090510_232313_000000382078_00488_37616_4016.N1	10-MAY-2009 23:23:13	Bright	38.000	119	14Eta Dra	2.7270	4700.0	76	37616	No
185	GOM_NL__2PRFIN20090510_233404_000000352078_00488_37616_4017.N1	10-MAY-2009 23:34:04	Bright	35.000	89	5Alp Cep	2.4510	8000.0	70	37616	No
186	GOM_NL__2PRFIN20090510_234709_000000342078_00488_37616_4018.N1	10-MAY-2009 23:47:09	Tw_i_and_stray	33.500	93	53Bet Peg	2.5200	3100.0	67	37616	No
187	GOM_NL__2PRFIN20090510_235132_000000352078_00488_37616_4019.N1	10-MAY-2009 23:51:32	Dark	34.500	90	54Alp Peg	2.4870	11000.	69	37616	No

### 3. Quality information per product

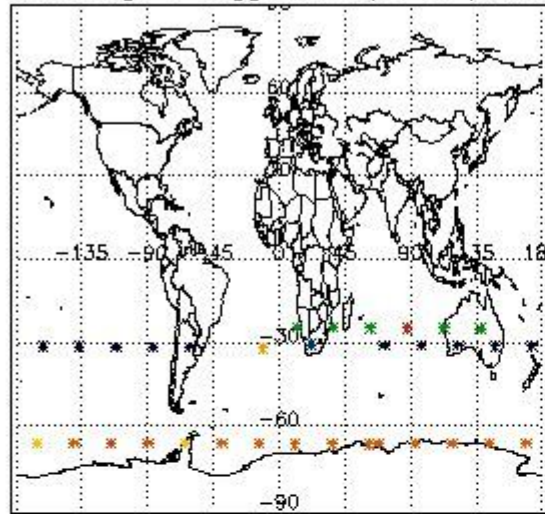
In this section it is plotted some information contained in the Quality Summary data set of the level 2 products. Only products in dark limb conditions and without errors (error flag in the MPH set to "0") are used.

#### 3.1 Plot quality information per product (time dependant)

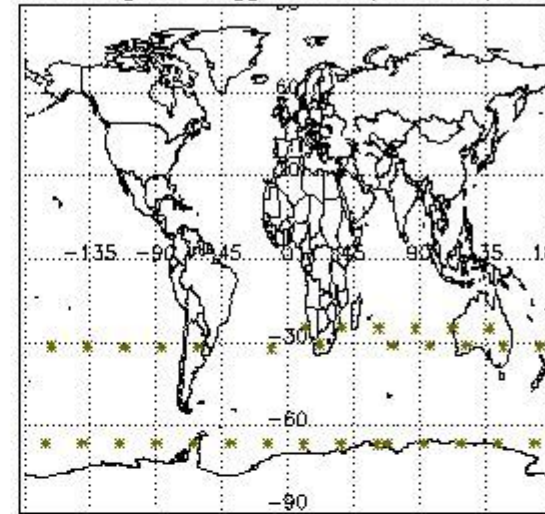


*3.2 Plot quality information per product (world map)*

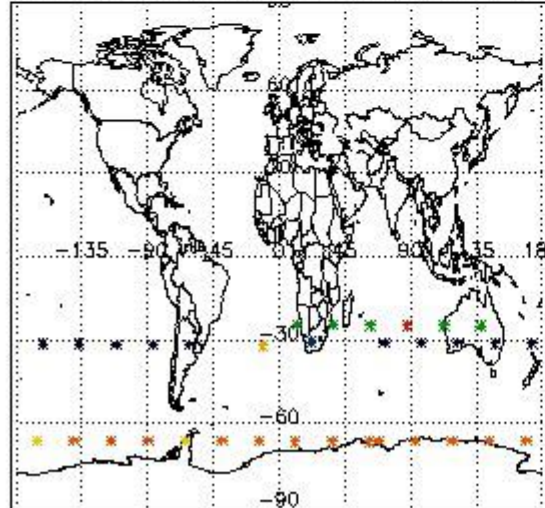
Percentage of flagged data per O3 profile



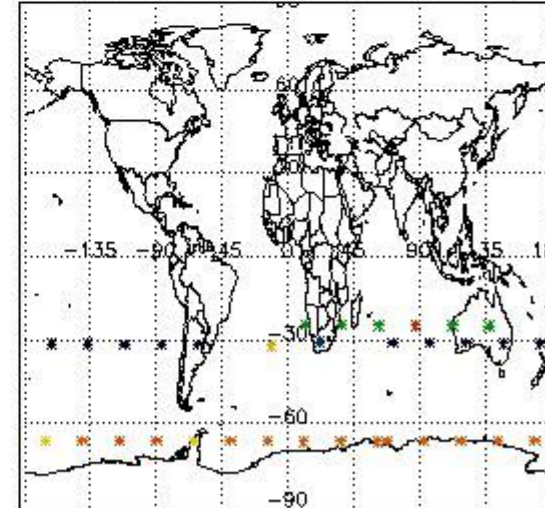
Percentage of flagged data per H2O profile



Percentage of flagged data per NO2 profile



Percentage of flagged data per NO3 profile

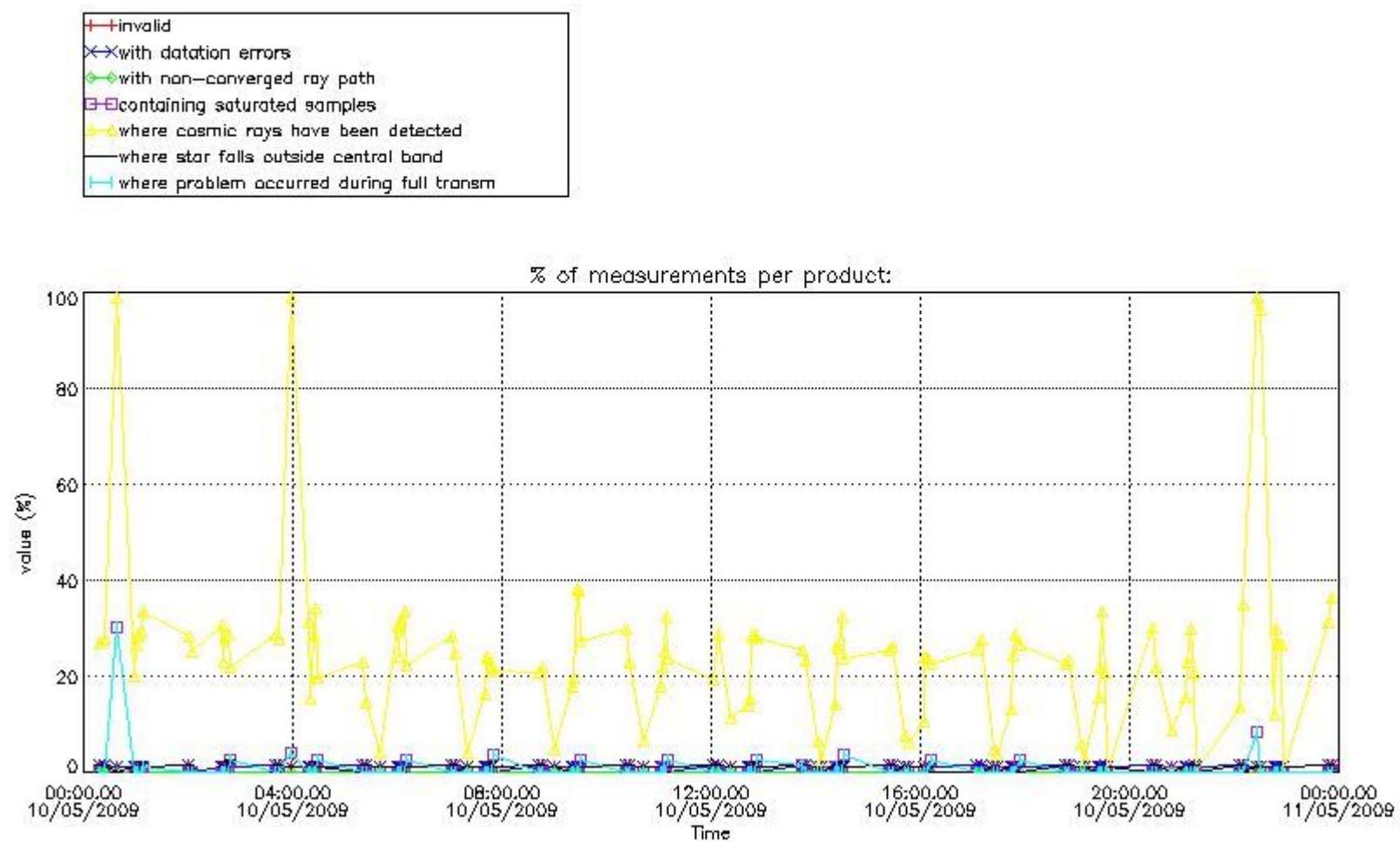


#### 4. Level 1 quality information per product

In this section it is plotted some information contained in the Quality Summary data set of the level 2 products that comes from the level 1b processing. Products without errors (error flag in the MPH set to "0") are used.

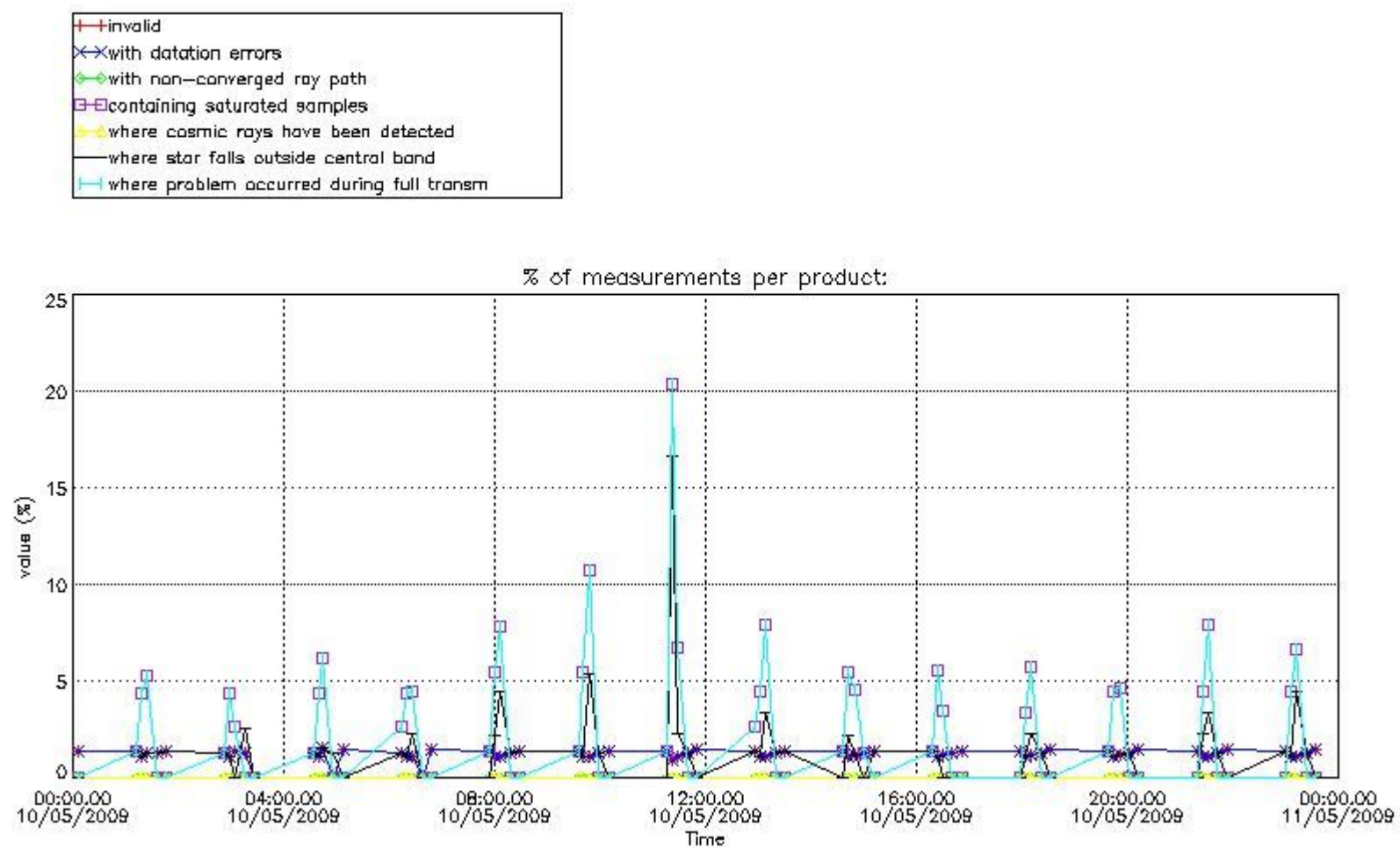
##### 4.1 Plot quality information per product (time dependant) coming from level 1b processing

###### 4.1.1 Plot level 1 quality information per product (time dependant): ENVISAT ASCENDING passes



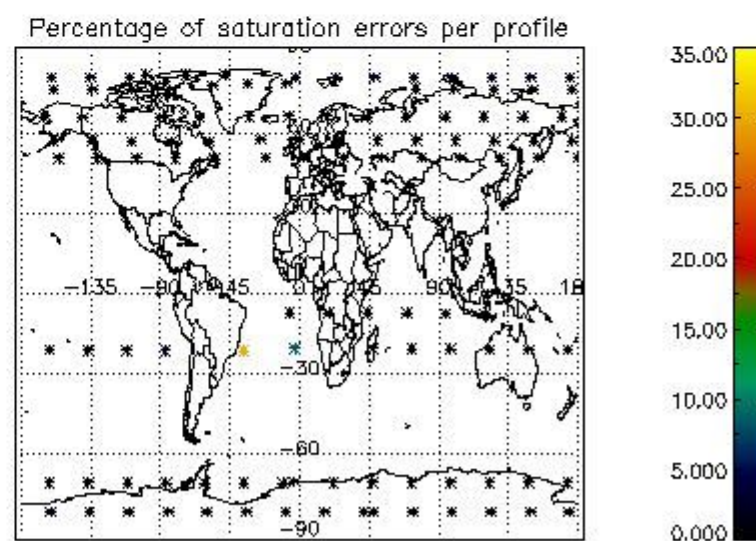
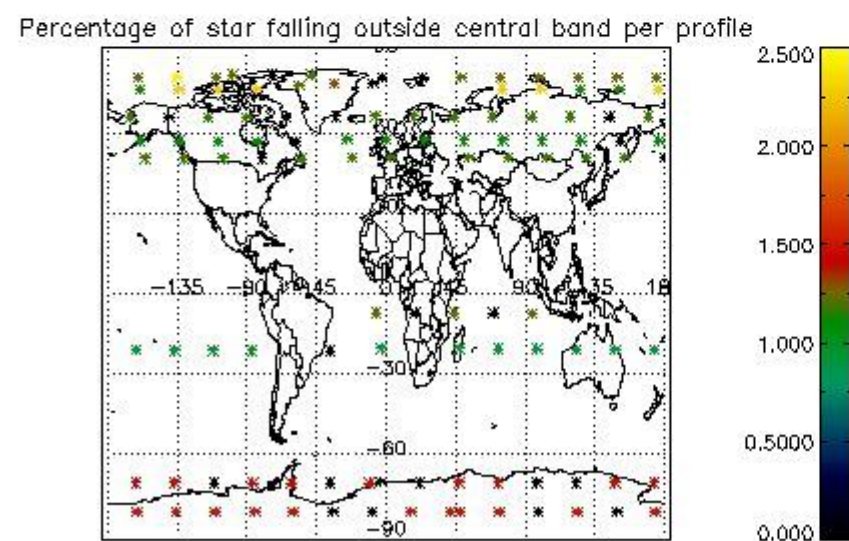
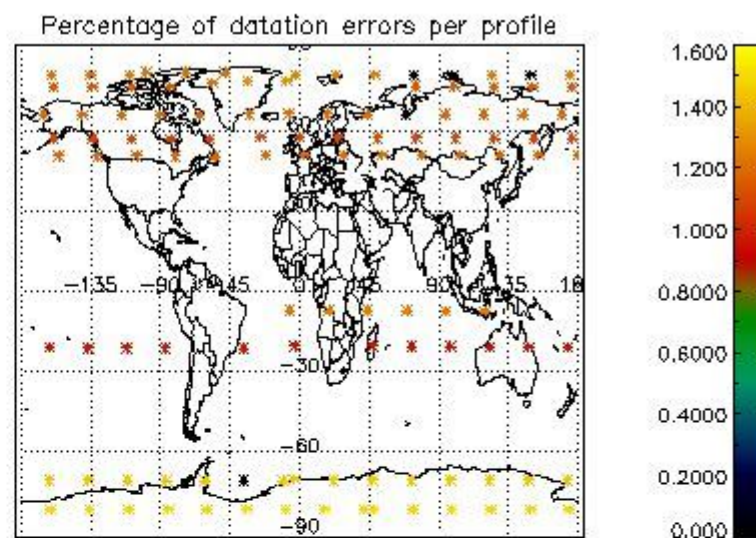
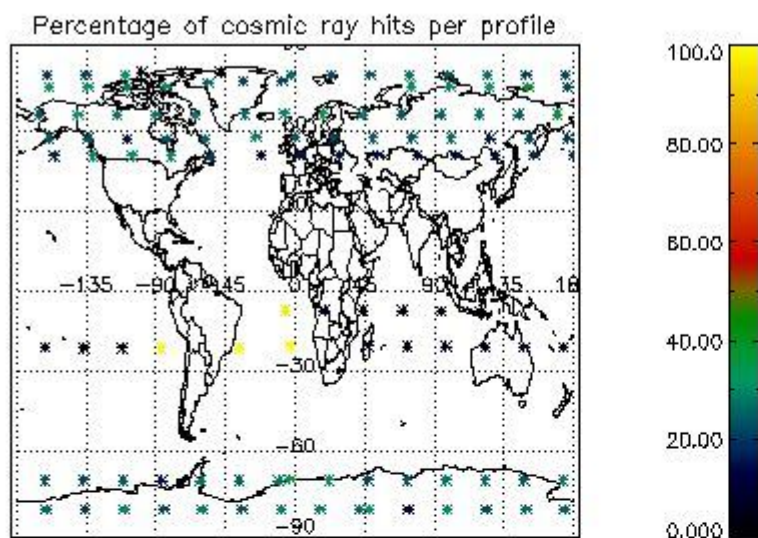
4.1.2 Plot level 1 quality information per product (time dependant): ENVI SAT DESCENDING passes



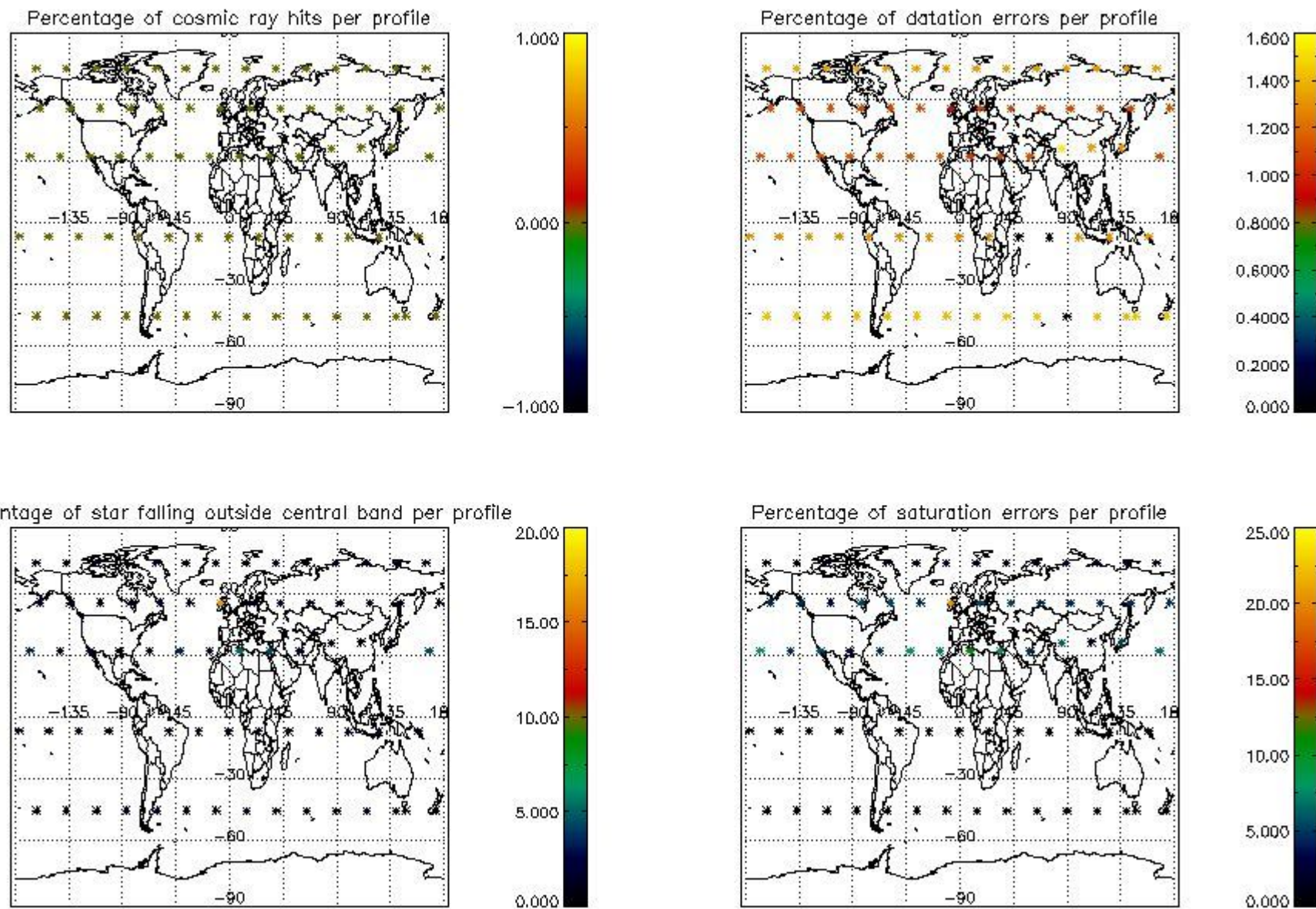


*4.2 Plot quality information per product coming from level 1b processing (world map)*

*4.2.1 Plot level 1 quality information per product (world map): ENVISAT ASCENDING passes*



4.2.2 Plot level 1 quality information per product (world map): ENVISAT DESCENDING passes



## 5. Trace gas profiles

### 5.1 Ozone statistics based on quality of products

The final quality of the products can be "measured" using the STD (Standard Deviation) attached to every point profile. This information is written to the parameter GOM\_NL\_\_2P/NL\_LOCAL\_SPECIES\_DENSITY/o3\_std of the level 2 products. The table below shows the statistics for given STD ranges.

The statistics are given with respect to the overall valid production:

- Products without fatal errors: GOM\_NL\_\_2P/MPH/PRODUCT\_ERR=0
- Valid point profile: GOM\_NL\_\_2P/NL\_LOCAL\_SPECIES\_DENSITY/pcd(0)=0

The 'Criteria' is applied to valid points of dark limb products:

- Products in dark limb illumination condition: GOM\_NL\_\_2P/NL\_SUMMARY\_QUALITY/obs\_ill\_cond=0
- Products without fatal errors: GOM\_NL\_\_2P/MPH/PRODUCT\_ERR=0
- Valid point profile: GOM\_NL\_\_2P/NL\_LOCAL\_SPECIES\_DENSITY/pcd(0)=0

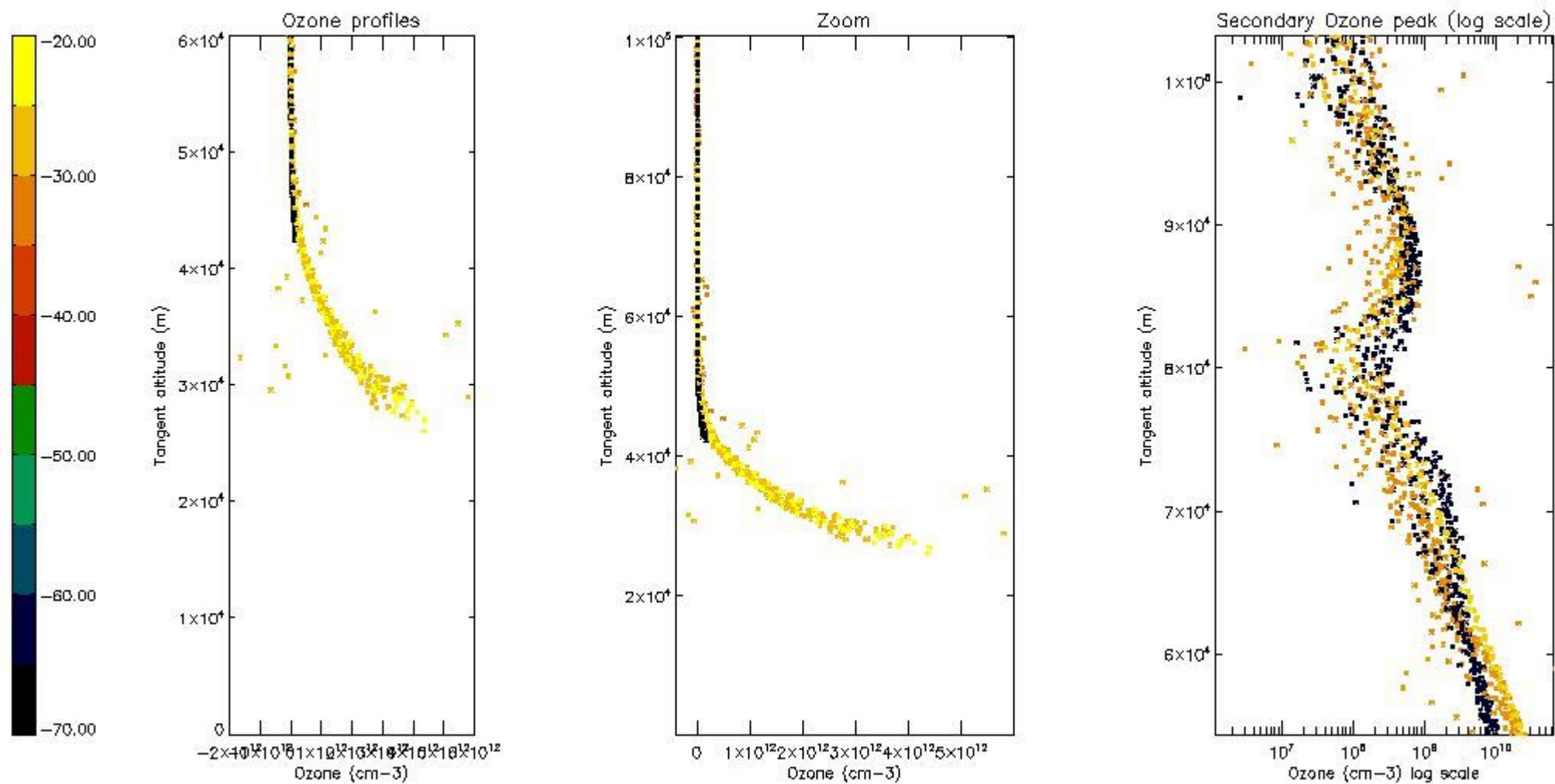
So, the table below shows the percentage of dark limb and valid observations for each criteria with respect to the overall valid daily observations.

Criteria	% of total production
All STD	18
STD < 20	7

STD < 10	5
STD < 5	1

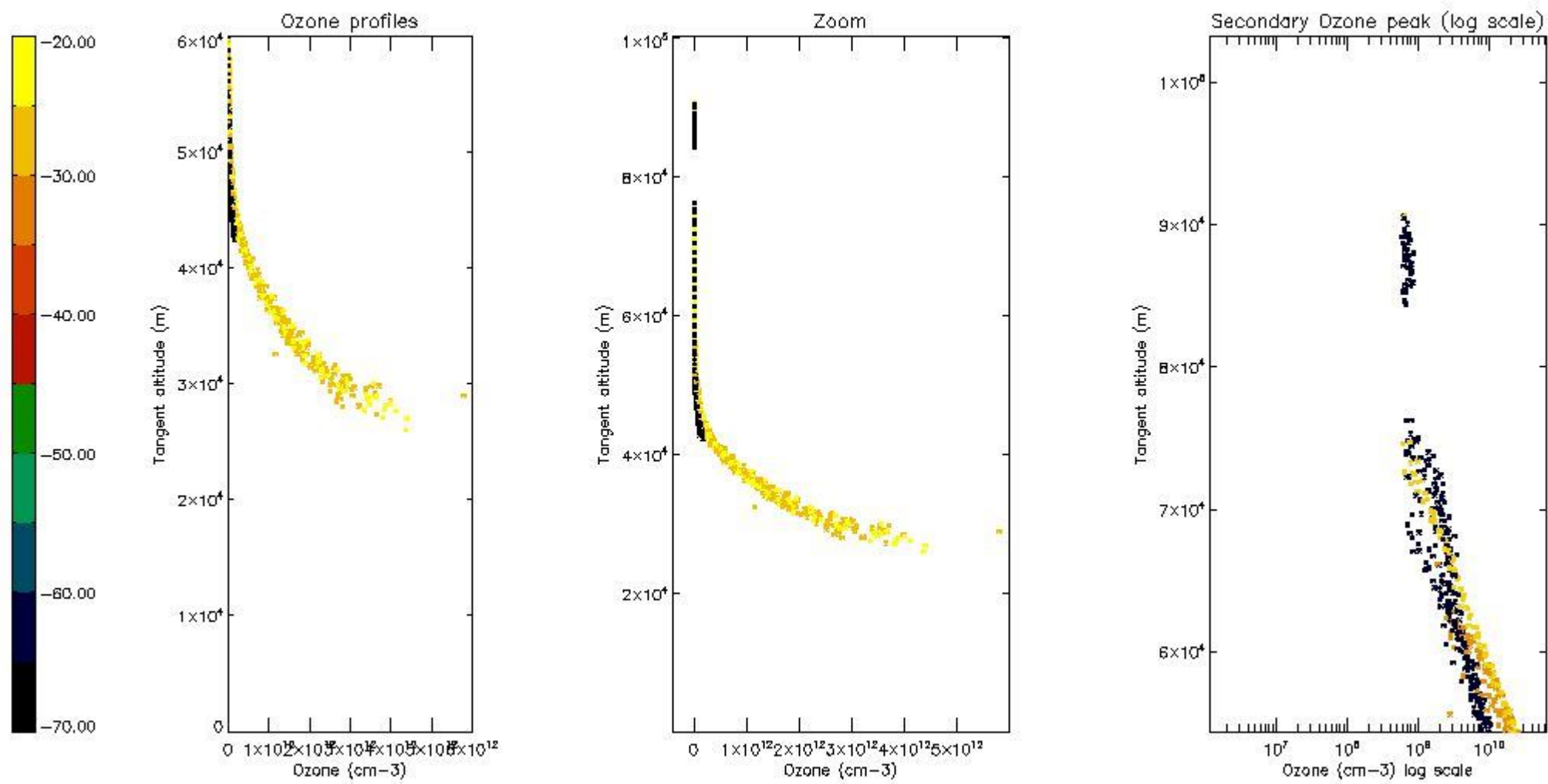
5.2 Plot ozone profiles for all STD (dark without errors)

The colorbar represents the latitude.



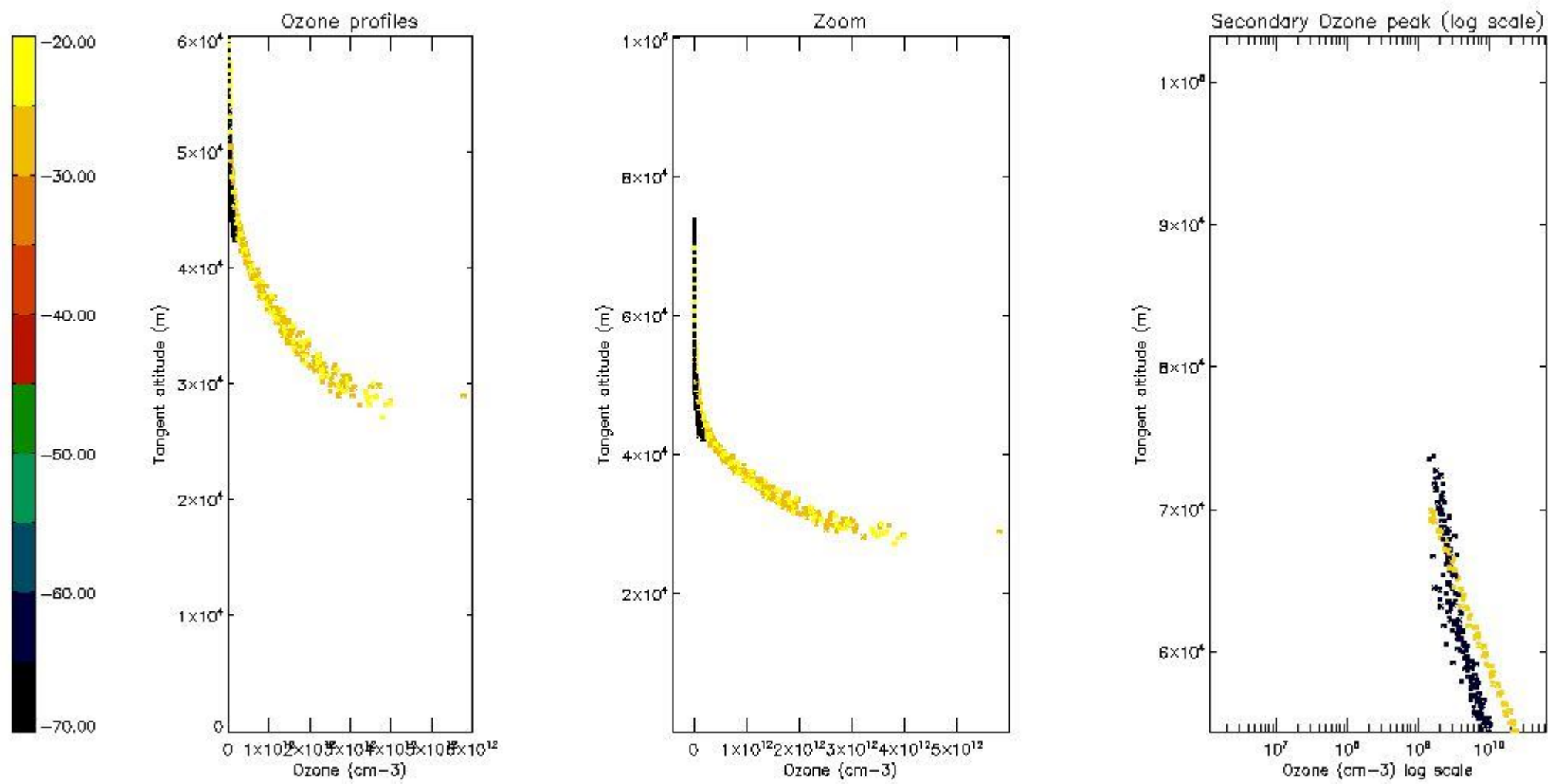
5.3 Plot ozone profiles where STD < 20% (dark without errors)

The colorbar represents the latitude.



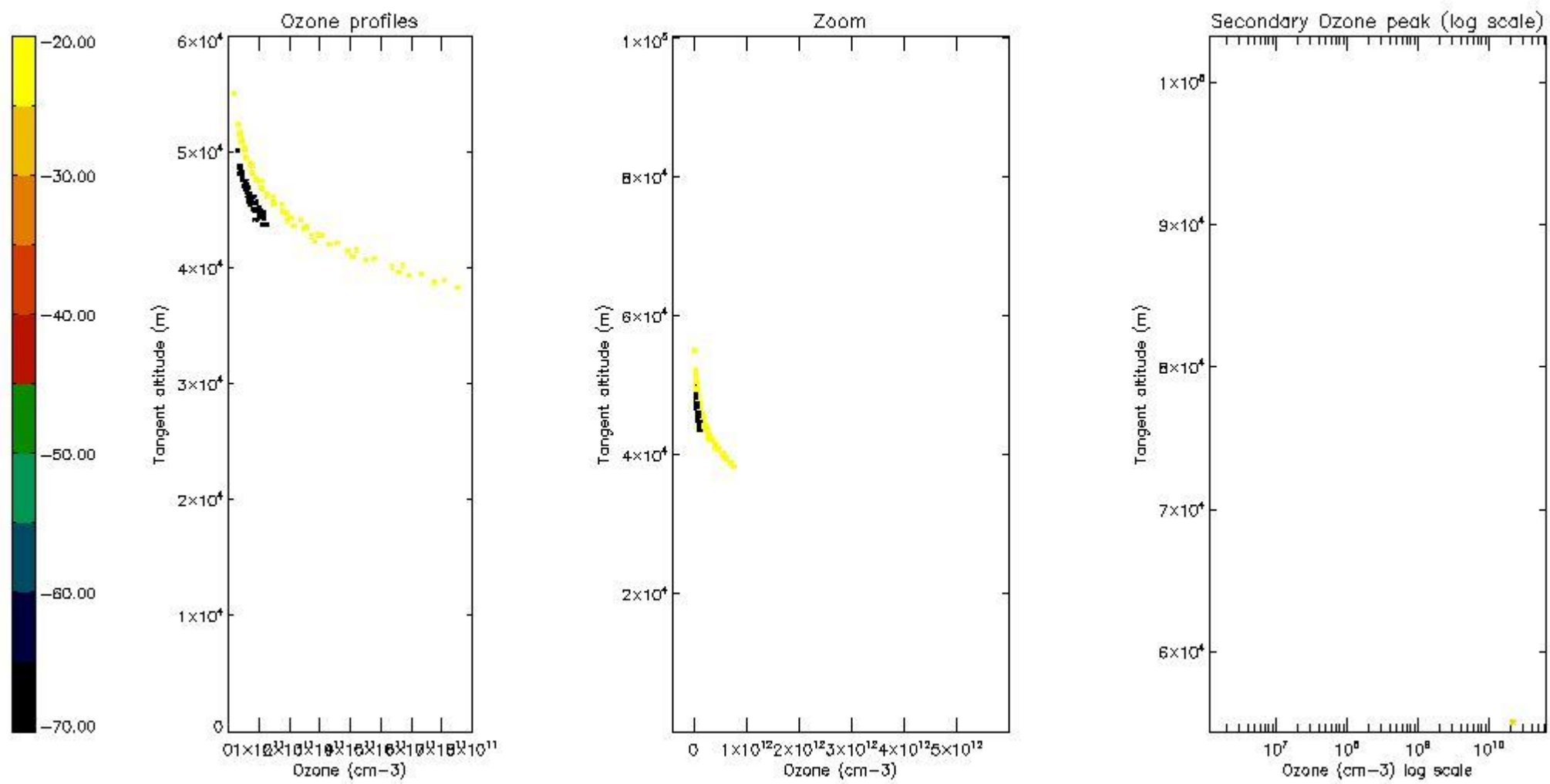
*5.4 Plot ozone profiles where STD < 10% (dark without errors)*

The colorbar represents the latitude.



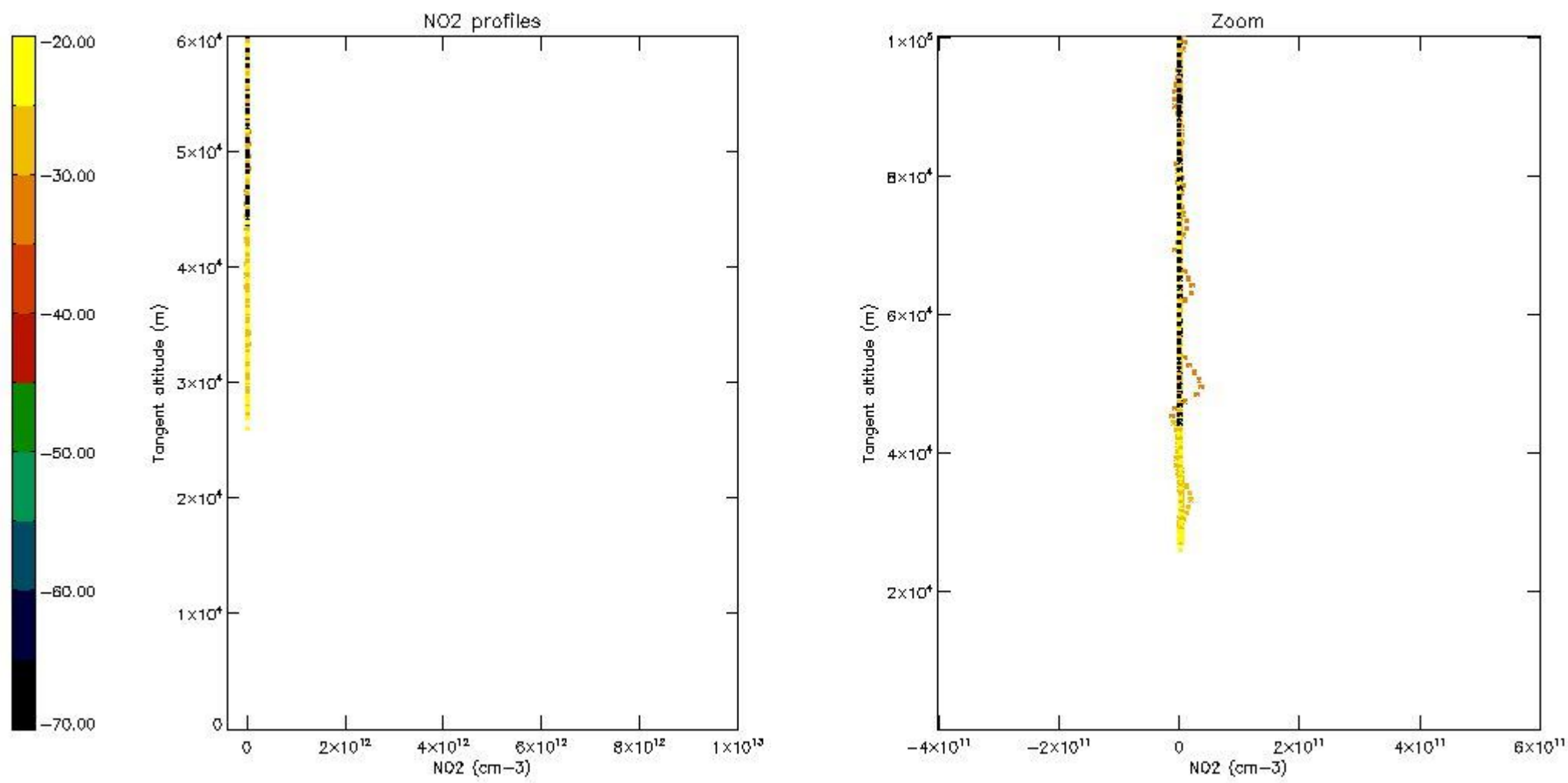
*5.5 Plot ozone profiles where STD < 5% (dark without errors)*

The colorbar represents the latitude.



*5.6 Plot NO<sub>2</sub> profiles for all STD (dark without errors)*

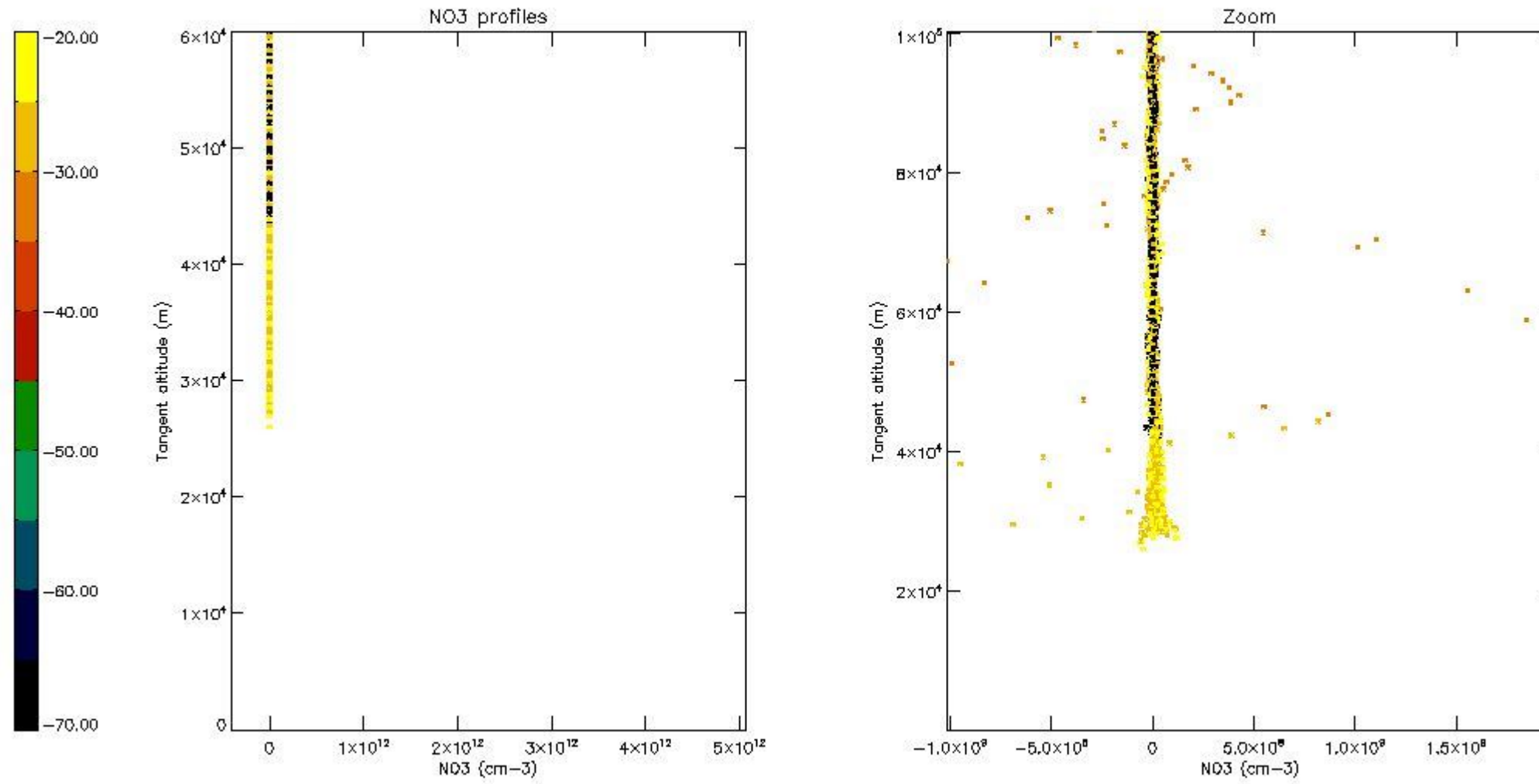
The colorbar represents the latitude.



*5.7 Plot NO3 profiles for all STD (dark without errors)*

The colorbar represents the latitude.





## 6. Auxiliary Data Files used for the production reported in section 2

The number reported in the third column indicates since which file (see list in section 2) the corresponding auxiliary file has been used. The fourth column is the date of those product files.

Type	Auxiliary Filename	Used since product	Used since product date
INST_PHYS_CHARACTERISTICS	GOM_INS_AXVIEC20091111_143220_20030716_120000_20500101_000000	1	10-MAY-2009 00:05:46
LEVEL-2_PROC_CONFIG	GOM_PR2_AXVIEC20091111_152718_20020301_000000_20500101_000000	1	10-MAY-2009 00:05:46
CROSS_SECTIONS_FILE	GOM_CRS_AXVIEC20091111_154832_20020301_000000_20500101_000000	1	10-MAY-2009 00:05:46

# GOMOS Level 2 Daily Report

## SUMMARY

### [1. General Info](#)

### [2. Summary of processed GOM\\_NL\\_2P products](#)

### [3. Level 2 Quality information per product](#)

#### [3.1 Plot of level 2 quality information per product \(time dependant\)](#)

#### [3.2 Plot of level 2 quality information per product \(world map\)](#)

### [4. Level 1 Quality information per product \(stored on level 2 products\)](#)

#### [4.1 Plot of level 1 quality information per product \(time dependant\)](#)

##### [4.1.1 Plot of level 1 quality information per product \(time dependant\): ASCENDING](#)

##### [4.1.2 Plot of level 1 quality information per product \(time dependant\): DESCENDING](#)

#### [4.2 Plot of level 1 quality information per product \(world map\)](#)

##### [4.2.1 Plot of level 1 quality information per product \(world map\): ASCENDING](#)

##### [4.2.2 Plot of level 1 quality information per product \(world map\): DESCENDING](#)

### [5. Ozone profiles based on quality statistics and other trace gas profiles](#)

#### [5.1 Ozone statistics based on quality of products](#)

#### [5.2 Plot ozone profiles for all STD \(dark without errors\)](#)

#### [5.3 Plot ozone profiles where STD < 20% \(dark without errors\)](#)

#### [5.4. Plot ozone profiles where STD < 10% \(dark without errors\)](#)

#### [5.5. Plot ozone profiles where STD < 5% \(dark without errors\)](#)

#### [5.6 Plot NO2 profiles for all STD \(dark without errors\)](#)

#### [5.7 Plot NO3 profiles for all STD \(dark without errors\)](#)

#### [5.8 Plot H2O profiles \(only for occultations of stars 1,2,3,4,13,14,16,26,63 dark without errors\) for all STD](#)

### [6. Auxiliary Data Files used for the production reported in section 2](#)

This report presents the daily analysis on parameters extracted from GOMOS level 2 data (GOM\_NL\_\_2P). It is intended to monitor some important parameters that will impact the quality of these products. A list of level 2 products (and content) that have arrived during the reporting day to the PCF is also given.

Item	Value
Time of report generation	26APR2013 09:24:23
Data source version	GOMOS/6.01
Start time of products	10-05-2009 (10MAY2009 00:00:00)
Stop time of products	11-05-2009 (11MAY2009 00:00:00)
Store outputs in DB	Yes
Nb of level 2 prods	187
Nb of prods with errors	0

## 2. Summary of processed GOM\_NL\_\_2P products.

Nr	Filename	UTC Start time	Limb	Duration	Star Id	Star Name	Star Mag	Star Temp	Nb Meas	Orbit	Prod. error
1	GOM_NL__2PRFIN20090510_000546_000000362078_00474_37602_3762.N1	10-MAY-2009 00:05:46	Bright	35.500	89	5Alp Cep	2.4510	8000.0	71	37602	No
2	GOM_NL__2PRFIN20090510_001843_000000342078_00474_37602_3763.N1	10-MAY-2009 00:18:43	Twilight	33.500	93	53Bet Peg	2.5200	3100.0	67	37602	No
3	GOM_NL__2PRFIN20090510_002303_000000352078_00474_37602_3764.N1	10-MAY-2009 00:23:03	Dark	34.500	90	54Alp Peg	2.4870	11000.	69	37602	No
4	GOM_NL__2PRFIN20090510_003717_000000522078_00474_37602_3765.N1	10-MAY-2009 00:37:17	Dark	51.500	142	49Del Cap	2.8500	8900.0	103	37602	No
5	GOM_NL__2PRFIN20090510_005731_000000432078_00475_37603_3789.N1	10-MAY-2009 00:57:31	Straylight	42.500	40	The Sco	1.8590	7100.0	85	37603	No
6	GOM_NL__2PRFIN20090510_005922_000000462078_00475_37603_3790.N1	10-MAY-2009 00:59:22	Straylight	45.500	25	35Lam Sco	1.6200	28000.	91	37603	No
7	GOM_NL__2PRFIN20090510_010200_000000432078_00475_37603_3791.N1	10-MAY-2009 01:02:00	Straylight	42.500	75	26Eps Sco	2.2910	4250.0	85	37603	No
8	GOM_NL__2PRFIN20090510_010519_000000442078_00475_37603_3792.N1	10-MAY-2009 01:05:19	Twilight	44.000	16	21Alp Sco	1.0200	3000.0	88	37603	No
9	GOM_NL__2PRFIN20090510_010713_000000412078_00475_37603_3793.N1	10-MAY-2009 01:07:13	Bright	40.500	80	7Del Sco	2.3160	30000.	81	37603	No
10	GOM_NL__2PRFIN20090510_011203_000000382078_00475_37603_3794.N1	10-MAY-2009 01:12:03	Bright	37.500	104	27Bet Lib	2.6140	13100.	75	37603	No
11	GOM_NL__2PRFIN20090510_011754_000000462078_00475_37603_3795.N1	10-MAY-2009 01:17:54	Bright	45.500	102	24Alp Ser	2.6000	4250.0	91	37603	No
12	GOM_NL__2PRFIN20090510_012320_000000382078_00475_37603_3796.N1	10-MAY-2009 01:23:20	Bright	38.000	83		2.3780	11000.	76	37603	No
13	GOM_NL__2PRFIN20090510_013532_000000392078_00475_37603_3797.N1	10-MAY-2009 01:35:32	Bright	38.500	119	14Eta Dra	2.7270	4700.0	77	37603	No
14	GOM_NL__2PRFIN20090510_014621_000000362078_00475_37603_3798.N1	10-MAY-2009 01:46:21	Bright	35.500	89	5Alp Cep	2.4510	8000.0	71	37603	No
15	GOM_NL__2PRFIN20090510_015919_000000342078_00475_37603_3799.N1	10-MAY-2009 01:59:19	Twilight	33.500	93	53Bet Peg	2.5200	3100.0	67	37603	No
16	GOM_NL__2PRFIN20090510_020339_000000342078_00475_37603_3800.N1	10-MAY-2009 02:03:39	Dark	34.000	90	54Alp Peg	2.4870	11000.	68	37603	No
17	GOM_NL__2PRFIN20090510_023808_000000432078_00476_37604_3804.N1	10-MAY-2009 02:38:08	Straylight	42.500	40	The Sco	1.8590	7100.0	85	37604	No
18	GOM_NL__2PRFIN20090510_023959_000000462078_00476_37604_3805.N1	10-MAY-2009 02:39:59	Straylight	46.000	25	35Lam Sco	1.6200	28000.	92	37604	No
19	GOM_NL__2PRFIN20090510_024236_000000432078_00476_37604_3806.N1	10-MAY-2009 02:42:36	Straylight	42.500	75	26Eps Sco	2.2910	4250.0	85	37604	No
20	GOM_NL__2PRFIN20090510_024556_000000442078_00476_37604_3807.N1	10-MAY-2009 02:45:56	Twilight	43.500	16	21Alp Sco	1.0200	3000.0	87	37604	No
21	GOM_NL__2PRFIN20090510_024749_000000412078_00476_37604_3808.N1	10-MAY-2009 02:47:49	Bright	41.000	80	7Del Sco	2.3160	30000.	82	37604	No
22	GOM_NL__2PRFIN20090510_025238_000000382078_00476_37604_3809.N1	10-MAY-2009 02:52:38	Bright	38.000	104	27Bet Lib	2.6140	13100.	76	37604	No
23	GOM_NL__2PRFIN20090510_025830_000000462078_00476_37604_3810.N1	10-MAY-2009 02:58:30	Bright	45.500	102	24Alp Ser	2.6000	4250.0	91	37604	No
24	GOM_NL__2PRFIN20090510_030356_000000382078_00476_37604_3811.N1	10-MAY-2009 03:03:56	Bright	37.500	83		2.3780	11000.	75	37604	No
25	GOM_NL__2PRFIN20090510_031608_000000392078_00476_37604_3812.N1	10-MAY-2009 03:16:08	Bright	39.000	119	14Eta Dra	2.7270	4700.0	78	37604	No
26	GOM_NL__2PRFIN20090510_032657_000000352078_00476_37604_3813.N1	10-MAY-2009 03:26:57	Bright	34.500	89	5Alp Cep	2.4510	8000.0	69	37604	No
27	GOM_NL__2PRFIN20090510_033955_000000332078_00476_37604_3814.N1	10-MAY-2009 03:39:55	Twilight	33.000	93	53Bet Peg	2.5200	3100.0	66	37604	No
28	GOM_NL__2PRFIN20090510_034416_000000352078_00476_37604_3815.N1	10-MAY-2009 03:44:16	Dark	34.500	90	54Alp Peg	2.4870	11000.	69	37604	No
29	GOM_NL__2PRFIN20090510_035832_000000522078_00476_37604_3816.N1	10-MAY-2009 03:58:32	Dark	51.500	142	49Del Cap	2.8500	8900.0	103	37604	No
30	GOM_NL__2PRFIN20090510_041844_000000432078_00477_37605_3819.N1	10-MAY-2009 04:18:44	Straylight	43.000	40	The Sco	1.8590	7100.0	86	37605	No
31	GOM_NL__2PRFIN20090510_042036_000000462078_00477_37605_3820.N1	10-MAY-2009 04:20:36	Straylight	46.000	25	35Lam Sco	1.6200	28000.	92	37605	No
32	GOM_NL__2PRFIN20090510_042313_000000432078_00477_37605_3821.N1	10-MAY-2009 04:23:13	Straylight	42.500	75	26Eps Sco	2.2910	4250.0	85	37605	No
33	GOM_NL__2PRFIN20090510_042632_000000442078_00477_37605_3822.N1	10-MAY-2009 04:26:32	Twilight	44.000	16	21Alp Sco	1.0200	3000.0	88	37605	No
34	GOM_NL__2PRFIN20090510_042825_000000412078_00477_37605_3823.N1	10-MAY-2009 04:28:25	Bright	41.000	80	7Del Sco	2.3160	30000.	82	37605	No
35	GOM_NL__2PRFIN20090510_043314_000000382078_00477_37605_3824.N1	10-MAY-2009 04:33:14	Bright	38.000	104	27Bet Lib	2.6140	13100.	76	37605	No
36	GOM_NL__2PRFIN20090510_043906_000000462078_00477_37605_3825.N1	10-MAY-2009 04:39:06	Bright	45.500	102	24Alp Ser	2.6000	4250.0	91	37605	No
37	GOM_NL__2PRFIN20090510_044437_000000332078_00477_37605_3826.N1	10-MAY-2009 04:44:37	Bright	32.500	83		2.3780	11000.	65	37605	No
38	GOM_NL__2PRFIN20090510_045643_000000382078_00477_37605_3827.N1	10-MAY-2009 04:56:43	Bright	38.000	119	14Eta Dra	2.7270	4700.0	76	37605	No
39	GOM_NL__2PRFIN20090510_050733_000000352078_00477_37605_3828.N1	10-MAY-2009 05:07:33	Bright	35.000	89	5Alp Cep	2.4510	8000.0	70	37605	No
40	GOM_NL__2PRFIN20090510_052032_000000332078_00477_37605_3829.N1	10-MAY-2009 05:20:32	Twilight	33.000	93	53Bet Peg	2.5200	3100.0	66	37605	No
41	GOM_NL__2PRFIN20090510_052453_000000352078_00477_37605_3830.N1	10-MAY-2009 05:24:53	Dark	34.500	90	54Alp Peg	2.4870	11000.	69	37605	No
42	GOM_NL__2PRFIN20090510_053909_000000522078_00477_37605_3831.N1	10-MAY-2009 05:39:09	Dark	52.000	142	49Del Cap	2.8500	8900.0	104	37605	No

43	GOM_NL__2PRFIN20090510_055921_000000432078_00478_37606_3834.N1	10-MAY-2009 05:59:21	Straylight	42.500	40	The Sco	1.8590	7100.0	85	37606	No
44	GOM_NL__2PRFIN20090510_060112_000000462078_00478_37606_3835.N1	10-MAY-2009 06:01:12	Straylight	46.000	25	35Lam Sco	1.6200	28000.	92	37606	No
45	GOM_NL__2PRFIN20090510_060349_000000432078_00478_37606_3836.N1	10-MAY-2009 06:03:49	Straylight	42.500	75	26Eps Sco	2.2910	4250.0	85	37606	No
46	GOM_NL__2PRFIN20090510_060708_000000442078_00478_37606_3837.N1	10-MAY-2009 06:07:08	Tw_i_and_stray	43.500	16	21Alp Sco	1.0200	3000.0	87	37606	No
47	GOM_NL__2PRFIN20090510_060902_000000412078_00478_37606_3838.N1	10-MAY-2009 06:09:02	Bright	40.500	80	7Del Sco	2.3160	30000.	81	37606	No
48	GOM_NL__2PRFIN20090510_061351_000000382078_00478_37606_3839.N1	10-MAY-2009 06:13:51	Bright	38.000	104	27Bet Lib	2.6140	13100.	76	37606	No
49	GOM_NL__2PRFIN20090510_061941_000000462078_00478_37606_3840.N1	10-MAY-2009 06:19:41	Bright	45.500	102	24Alp Ser	2.6000	4250.0	91	37606	No
50	GOM_NL__2PRFIN20090510_062622_000000452078_00478_37606_3841.N1	10-MAY-2009 06:26:22	Bright	44.500	67	5Alp CrB	2.2210	11000.	89	37606	No
51	GOM_NL__2PRFIN20090510_063719_000000382078_00478_37606_3842.N1	10-MAY-2009 06:37:19	Bright	38.000	119	14Eta Dra	2.7270	4700.0	76	37606	No
52	GOM_NL__2PRFIN20090510_064808_000000352078_00478_37606_3843.N1	10-MAY-2009 06:48:08	Bright	35.000	89	5Alp Cep	2.4510	8000.0	70	37606	No
53	GOM_NL__2PRFIN20090510_070108_000000342078_00478_37606_3844.N1	10-MAY-2009 07:01:08	Tw_i_and_stray	33.500	93	53Bet Peg	2.5200	3100.0	67	37606	No
54	GOM_NL__2PRFIN20090510_070529_000000352078_00478_37606_3845.N1	10-MAY-2009 07:05:29	Dark	34.500	90	54Alp Peg	2.4870	11000.	69	37606	No
55	GOM_NL__2PRFIN20090510_071946_000000522078_00478_37606_3846.N1	10-MAY-2009 07:19:46	Dark	52.000	142	49Del Cap	2.8500	8900.0	104	37606	No
56	GOM_NL__2PRFIN20090510_073958_000000432078_00479_37607_3849.N1	10-MAY-2009 07:39:58	Straylight	42.500	40	The Sco	1.8590	7100.0	85	37607	No
57	GOM_NL__2PRFIN20090510_074149_000000462078_00479_37607_3850.N1	10-MAY-2009 07:41:49	Straylight	46.000	25	35Lam Sco	1.6200	28000.	92	37607	No
58	GOM_NL__2PRFIN20090510_074426_000000422078_00479_37607_3851.N1	10-MAY-2009 07:44:26	Straylight	42.000	75	26Eps Sco	2.2910	4250.0	84	37607	No
59	GOM_NL__2PRFIN20090510_074745_000000442078_00479_37607_3852.N1	10-MAY-2009 07:47:45	Tw_i_and_stray	43.500	16	21Alp Sco	1.0200	3000.0	87	37607	No
60	GOM_NL__2PRFIN20090510_074938_000000402078_00479_37607_3853.N1	10-MAY-2009 07:49:38	Bright	40.000	80	7Del Sco	2.3160	30000.	80	37607	No
61	GOM_NL__2PRFIN20090510_075427_000000382078_00479_37607_3854.N1	10-MAY-2009 07:54:27	Bright	37.500	104	27Bet Lib	2.6140	13100.	75	37607	No
62	GOM_NL__2PRFIN20090510_080016_000000462078_00479_37607_3855.N1	10-MAY-2009 08:00:16	Bright	46.000	102	24Alp Ser	2.6000	4250.0	92	37607	No
63	GOM_NL__2PRFIN20090510_080657_000000452078_00479_37607_3856.N1	10-MAY-2009 08:06:57	Bright	45.000	67	5Alp CrB	2.2210	11000.	90	37607	No
64	GOM_NL__2PRFIN20090510_081754_000000402078_00479_37607_3857.N1	10-MAY-2009 08:17:54	Bright	39.500	119	14Eta Dra	2.7270	4700.0	79	37607	No
65	GOM_NL__2PRFIN20090510_082844_000000362078_00479_37607_3858.N1	10-MAY-2009 08:28:44	Bright	35.500	89	5Alp Cep	2.4510	8000.0	71	37607	No
66	GOM_NL__2PRFIN20090510_084144_000000342078_00479_37607_3859.N1	10-MAY-2009 08:41:44	Tw_i_and_stray	33.500	93	53Bet Peg	2.5200	3100.0	67	37607	No
67	GOM_NL__2PRFIN20090510_084605_000000352078_00479_37607_3860.N1	10-MAY-2009 08:46:05	Dark	34.500	90	54Alp Peg	2.4870	11000.	69	37607	No
68	GOM_NL__2PRFIN20090510_090023_000000532078_00479_37607_3861.N1	10-MAY-2009 09:00:23	Dark	52.500	142	49Del Cap	2.8500	8900.0	105	37607	No
69	GOM_NL__2PRFIN20090510_092034_000000432078_00480_37608_3863.N1	10-MAY-2009 09:20:34	Straylight	42.500	40	The Sco	1.8590	7100.0	85	37608	No
70	GOM_NL__2PRFIN20090510_092226_000000462078_00480_37608_3864.N1	10-MAY-2009 09:22:26	Straylight	45.500	25	35Lam Sco	1.6200	28000.	91	37608	No
71	GOM_NL__2PRFIN20090510_092503_000000422078_00480_37608_3865.N1	10-MAY-2009 09:25:03	Straylight	42.000	75	26Eps Sco	2.2910	4250.0	84	37608	No
72	GOM_NL__2PRFIN20090510_092821_000000442078_00480_37608_3866.N1	10-MAY-2009 09:28:21	Tw_i_and_stray	43.500	16	21Alp Sco	1.0200	3000.0	87	37608	No
73	GOM_NL__2PRFIN20090510_093014_000000412078_00480_37608_3867.N1	10-MAY-2009 09:30:14	Bright	40.500	80	7Del Sco	2.3160	30000.	81	37608	No
74	GOM_NL__2PRFIN20090510_093503_000000382078_00480_37608_3868.N1	10-MAY-2009 09:35:03	Bright	37.500	104	27Bet Lib	2.6140	13100.	75	37608	No
75	GOM_NL__2PRFIN20090510_094052_000000462078_00480_37608_3869.N1	10-MAY-2009 09:40:52	Bright	45.500	102	24Alp Ser	2.6000	4250.0	91	37608	No
76	GOM_NL__2PRFIN20090510_094732_000000472078_00480_37608_3870.N1	10-MAY-2009 09:47:32	Bright	46.500	67	5Alp CrB	2.2210	11000.	93	37608	No
77	GOM_NL__2PRFIN20090510_095829_000000392078_00480_37608_3871.N1	10-MAY-2009 09:58:29	Bright	39.000	119	14Eta Dra	2.7270	4700.0	78	37608	No
78	GOM_NL__2PRFIN20090510_100919_000000362078_00480_37608_3872.N1	10-MAY-2009 10:09:19	Bright	35.500	89	5Alp Cep	2.4510	8000.0	71	37608	No
79	GOM_NL__2PRFIN20090510_102220_000000342078_00480_37608_3873.N1	10-MAY-2009 10:22:20	Tw_i_and_stray	33.500	93	53Bet Peg	2.5200	3100.0	67	37608	No
80	GOM_NL__2PRFIN20090510_102641_000000352078_00480_37608_3874.N1	10-MAY-2009 10:26:41	Dark	35.000	90	54Alp Peg	2.4870	11000.	70	37608	No
81	GOM_NL__2PRFIN20090510_104101_000000532078_00480_37608_3875.N1	10-MAY-2009 10:41:01	Dark	53.000	142	49Del Cap	2.8500	8900.0	106	37608	No
82	GOM_NL__2PRFIN20090510_110111_000000432078_00481_37609_3877.N1	10-MAY-2009 11:01:11	Straylight	42.500	40	The Sco	1.8590	7100.0	85	37609	No
83	GOM_NL__2PRFIN20090510_110302_000000462078_00481_37609_3878.N1	10-MAY-2009 11:03:02	Straylight	45.500	25	35Lam Sco	1.6200	28000.	91	37609	No
84	GOM_NL__2PRFIN20090510_110539_000000422078_00481_37609_3879.N1	10-MAY-2009 11:05:39	Straylight	42.000	75	26Eps Sco	2.2910	4250.0	84	37609	No
85	GOM_NL__2PRFIN20090510_110857_000000442078_00481_37609_3880.N1	10-MAY-2009 11:08:57	Tw_i_and_stray	43.500	16	21Alp Sco	1.0200	3000.0	87	37609	No
86	GOM_NL__2PRFIN20090510_111050_000000402078_00481_37609_3881.N1	10-MAY-2009 11:10:50	Bright	40.000	80	7Del Sco	2.3160	30000.	80	37609	No
87	GOM_NL__2PRFIN20090510_111538_000000382078_00481_37609_3882.N1	10-MAY-2009 11:15:38	Bright	37.500	104	27Bet Lib	2.6140	13100.	75	37609	No
88	GOM_NL__2PRFIN20090510_112127_000000542078_00481_37609_3883.N1	10-MAY-2009 11:21:27	Bright	54.000	102	24Alp Ser	2.6000	4250.0	108	37609	No
89	GOM_NL__2PRFIN20090510_112808_000000452078_00481_37609_3884.N1	10-MAY-2009 11:28:08	Bright	44.500	67	5Alp CrB	2.2210	11000.	89	37609	No
90	GOM_NL__2PRFIN20090510_113905_000000392078_00481_37609_3885.N1	10-MAY-2009 11:39:05	Bright	39.000	119	14Eta Dra	2.7270	4700.0	78	37609	No
91	GOM_NL__2PRFIN20090510_114955_000000352078_00481_37609_3886.N1	10-MAY-2009 11:49:55	Bright	35.000	89	5Alp Cep	2.4510	8000.0	70	37609	No
92	GOM_NL__2PRFIN20090510_120256_000000342078_00481_37609_3887.N1	10-MAY-2009 12:02:56	Tw_i_and_stray	33.500	93	53Bet Peg	2.5200	3100.0	67	37609	No
93	GOM_NL__2PRFIN20090510_120718_000000352078_00481_37609_3888.N1	10-MAY-2009 12:07:18	Dark	35.000	90	54Alp Peg	2.4870	11000.	70	37609	No
94	GOM_NL__2PRFIN20090510_122138_000000532078_00481_37609_3889.N1	10-MAY-2009 12:21:38	Dark	52.500	142	49Del Cap	2.8500	8900.0	105	37609	No
95	GOM_NL__2PRFIN20090510_124147_000000432078_00482_37610_3893.N1	10-MAY-2009 12:41:47	Straylight	43.000	40	The Sco	1.8590	7100.0	86	37610	No
96	GOM_NL__2PRFIN20090510_124339_000000462078_00482_37610_3894.N1	10-MAY-2009 12:43:39	Straylight	46.000	25	35Lam Sco	1.6200	28000.	92	37610	No
97	GOM_NL__2PRFIN20090510_124615_000000432078_00482_37610_3895.N1	10-MAY-2009 12:46:15	Straylight	42.500	75	26Eps Sco	2.2910	4250.0	85	37610	No
98	GOM_NL__2PRFIN20090510_124934_000000442078_00482_37610_3896.N1	10-MAY-2009 12:49:34	Tw_i_and_stray	43.500	16	21Alp Sco	1.0200	3000.0	87	37610	No
99	GOM_NL__2PRFIN20090510_125126_000000402078_00482_37610_3897.N1	10-MAY-2009 12:51:26	Bright	39.500	80	7Del Sco	2.3160	30000.	79	37610	No
100	GOM_NL__2PRFIN20090510_125615_000000382078_00482_37610_3898.N1	10-MAY-2009 12:56:15	Bright	37.500	104	27Bet Lib	2.6140	13100.	75	37610	No
101	GOM_NL__2PRFIN20090510_130203_000000452078_00482_37610_3899.N1	10-MAY-2009 13:02:03	Bright	45.000	102	24Alp Ser	2.6000	4250.0	90	37610	No

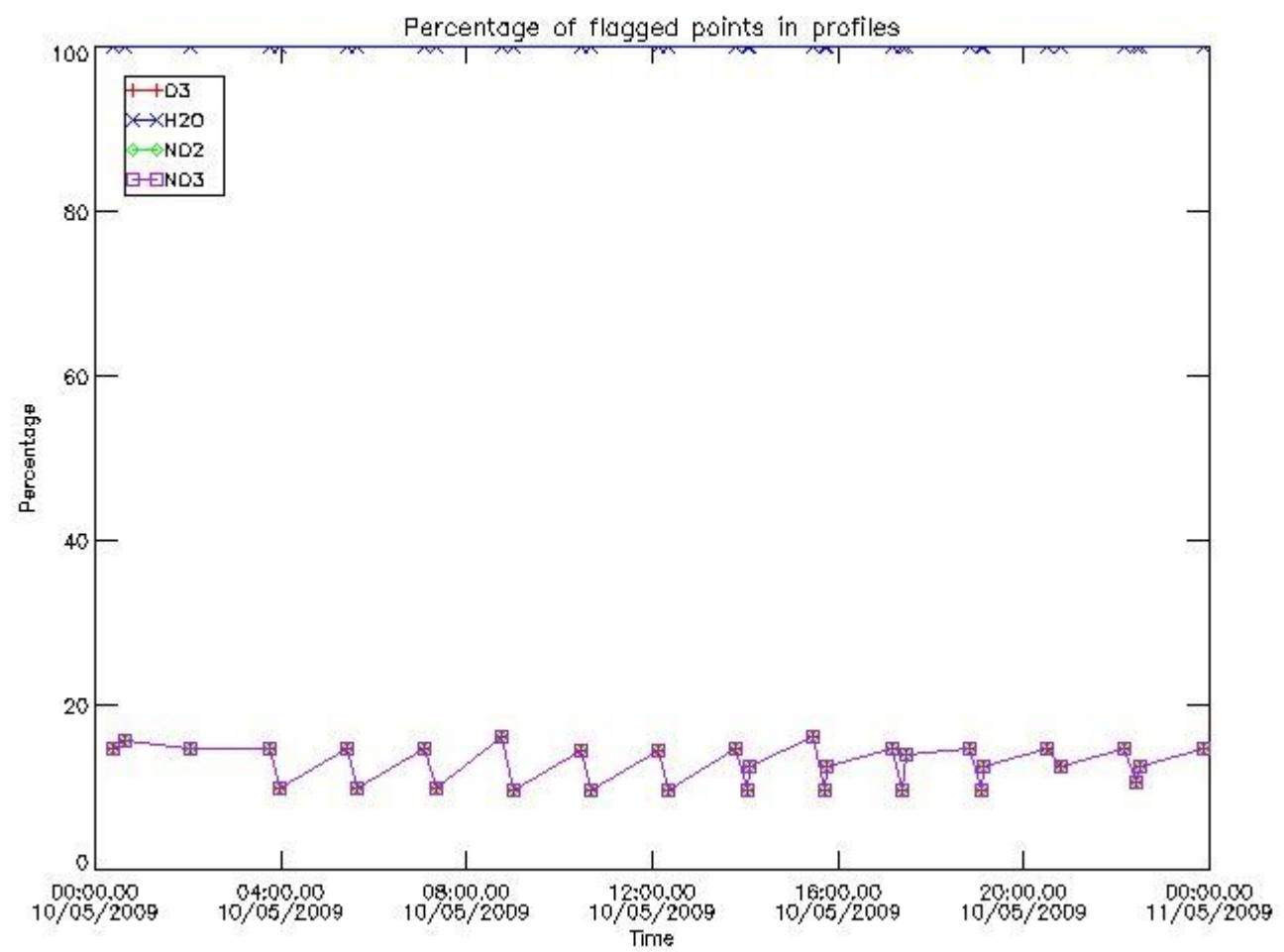
102	GOM_NL__2PRFIN20090510_130843_000000452078_00482_37610_3900.N1	10-MAY-2009 13:08:43	Bright	44.500	67	5Alp CrB	2.2210	11000.	89	37610	No
103	GOM_NL__2PRFIN20090510_131940_000000392078_00482_37610_3901.N1	10-MAY-2009 13:19:40	Bright	39.000	119	14Eta Dra	2.7270	4700.0	78	37610	No
104	GOM_NL__2PRFIN20090510_133030_000000362078_00482_37610_3902.N1	10-MAY-2009 13:30:30	Bright	35.500	89	5Alp Cep	2.4510	8000.0	71	37610	No
105	GOM_NL__2PRFIN20090510_134332_000000342078_00482_37610_3903.N1	10-MAY-2009 13:43:32	Tw_i_and_stray	33.500	93	53Bet Peg	2.5200	3100.0	67	37610	No
106	GOM_NL__2PRFIN20090510_134754_000000352078_00482_37610_3904.N1	10-MAY-2009 13:47:54	Dark	34.500	90	54Alp Peg	2.4870	11000.	69	37610	No
107	GOM_NL__2PRFIN20090510_140215_000000532078_00482_37610_3905.N1	10-MAY-2009 14:02:15	Dark	53.000	142	49Del Cap	2.8500	8900.0	106	37610	No
108	GOM_NL__2PRFIN20090510_140602_000000412078_00482_37610_3906.N1	10-MAY-2009 14:06:02	Dark	40.500	172	Gam Gru	3.0030	13100.	81	37610	No
109	GOM_NL__2PRFIN20090510_142224_000000432078_00483_37611_3908.N1	10-MAY-2009 14:22:24	Straylight	42.500	40	The Sco	1.8590	7100.0	85	37611	No
110	GOM_NL__2PRFIN20090510_142416_000000462078_00483_37611_3909.N1	10-MAY-2009 14:24:16	Straylight	45.500	25	35Lam Sco	1.6200	28000.	91	37611	No
111	GOM_NL__2PRFIN20090510_142652_000000432078_00483_37611_3910.N1	10-MAY-2009 14:26:52	Straylight	42.500	75	26Eps Sco	2.2910	4250.0	85	37611	No
112	GOM_NL__2PRFIN20090510_143010_000000442078_00483_37611_3911.N1	10-MAY-2009 14:30:10	Tw_i_and_stray	43.500	16	21Alp Sco	1.0200	3000.0	87	37611	No
113	GOM_NL__2PRFIN20090510_143202_000000412078_00483_37611_3912.N1	10-MAY-2009 14:32:02	Bright	40.500	80	7Del Sco	2.3160	30000.	81	37611	No
114	GOM_NL__2PRFIN20090510_143651_000000372078_00483_37611_3913.N1	10-MAY-2009 14:36:51	Bright	37.000	104	27Bet Lib	2.6140	13100.	74	37611	No
115	GOM_NL__2PRFIN20090510_144239_000000462078_00483_37611_3914.N1	10-MAY-2009 14:42:39	Bright	45.500	102	24Alp Ser	2.6000	4250.0	91	37611	No
116	GOM_NL__2PRFIN20090510_144918_000000442078_00483_37611_3915.N1	10-MAY-2009 14:49:18	Bright	44.000	67	5Alp CrB	2.2210	11000.	88	37611	No
117	GOM_NL__2PRFIN20090510_150015_000000392078_00483_37611_3916.N1	10-MAY-2009 15:00:15	Bright	38.500	119	14Eta Dra	2.7270	4700.0	77	37611	No
118	GOM_NL__2PRFIN20090510_151106_000000362078_00483_37611_3917.N1	10-MAY-2009 15:11:06	Bright	35.500	89	5Alp Cep	2.4510	8000.0	71	37611	No
119	GOM_NL__2PRFIN20090510_152408_000000342078_00483_37611_3918.N1	10-MAY-2009 15:24:08	Tw_i_and_stray	33.500	93	53Bet Peg	2.5200	3100.0	67	37611	No
120	GOM_NL__2PRFIN20090510_152831_000000352078_00483_37611_3919.N1	10-MAY-2009 15:28:31	Dark	34.500	90	54Alp Peg	2.4870	11000.	69	37611	No
121	GOM_NL__2PRFIN20090510_154253_000000532078_00483_37611_3920.N1	10-MAY-2009 15:42:53	Dark	53.000	142	49Del Cap	2.8500	8900.0	106	37611	No
122	GOM_NL__2PRFIN20090510_154639_000000412078_00483_37611_3921.N1	10-MAY-2009 15:46:39	Dark	41.000	172	Gam Gru	3.0030	13100.	82	37611	No
123	GOM_NL__2PRFIN20090510_160301_000000432078_00484_37612_3923.N1	10-MAY-2009 16:03:01	Straylight	42.500	40	The Sco	1.8590	7100.0	85	37612	No
124	GOM_NL__2PRFIN20090510_160452_000000462078_00484_37612_3924.N1	10-MAY-2009 16:04:52	Straylight	46.000	25	35Lam Sco	1.6200	28000.	92	37612	No
125	GOM_NL__2PRFIN20090510_160728_000000422078_00484_37612_3925.N1	10-MAY-2009 16:07:28	Straylight	42.000	75	26Eps Sco	2.2910	4250.0	84	37612	No
126	GOM_NL__2PRFIN20090510_161239_000000402078_00484_37612_3926.N1	10-MAY-2009 16:12:39	Bright	40.000	80	7Del Sco	2.3160	30000.	80	37612	No
127	GOM_NL__2PRFIN20090510_161726_000000382078_00484_37612_3927.N1	10-MAY-2009 16:17:26	Bright	37.500	104	27Bet Lib	2.6140	13100.	75	37612	No
128	GOM_NL__2PRFIN20090510_162314_000000452078_00484_37612_3928.N1	10-MAY-2009 16:23:14	Bright	45.000	102	24Alp Ser	2.6000	4250.0	90	37612	No
129	GOM_NL__2PRFIN20090510_162954_000000442078_00484_37612_3929.N1	10-MAY-2009 16:29:54	Bright	43.500	67	5Alp CrB	2.2210	11000.	87	37612	No
130	GOM_NL__2PRFIN20090510_164051_000000392078_00484_37612_3930.N1	10-MAY-2009 16:40:51	Bright	38.500	119	14Eta Dra	2.7270	4700.0	77	37612	No
131	GOM_NL__2PRFIN20090510_165141_000000362078_00484_37612_3931.N1	10-MAY-2009 16:51:41	Bright	35.500	89	5Alp Cep	2.4510	8000.0	71	37612	No
132	GOM_NL__2PRFIN20090510_170444_000000342078_00484_37612_3932.N1	10-MAY-2009 17:04:44	Tw_i_and_stray	33.500	93	53Bet Peg	2.5200	3100.0	67	37612	No
133	GOM_NL__2PRFIN20090510_170907_000000352078_00484_37612_3933.N1	10-MAY-2009 17:09:07	Dark	34.500	90	54Alp Peg	2.4870	11000.	69	37612	No
134	GOM_NL__2PRFIN20090510_172330_000000542078_00484_37612_3934.N1	10-MAY-2009 17:23:30	Dark	53.500	142	49Del Cap	2.8500	8900.0	107	37612	No
135	GOM_NL__2PRFIN20090510_172715_000000402078_00484_37612_3935.N1	10-MAY-2009 17:27:15	Dark	40.000	172	Gam Gru	3.0030	13100.	80	37612	No
136	GOM_NL__2PRFIN20090510_174338_000000422078_00485_37613_3958.N1	10-MAY-2009 17:43:38	Straylight	42.000	40	The Sco	1.8590	7100.0	84	37613	No
137	GOM_NL__2PRFIN20090510_174529_000000452078_00485_37613_3959.N1	10-MAY-2009 17:45:29	Straylight	45.000	25	35Lam Sco	1.6200	28000.	90	37613	No
138	GOM_NL__2PRFIN20090510_174805_000000422078_00485_37613_3960.N1	10-MAY-2009 17:48:05	Straylight	42.000	75	26Eps Sco	2.2910	4250.0	84	37613	No
139	GOM_NL__2PRFIN20090510_175315_000000402078_00485_37613_3961.N1	10-MAY-2009 17:53:15	Bright	39.500	80	7Del Sco	2.3160	30000.	79	37613	No
140	GOM_NL__2PRFIN20090510_175803_000000372078_00485_37613_3962.N1	10-MAY-2009 17:58:03	Bright	36.500	104	27Bet Lib	2.6140	13100.	73	37613	No
141	GOM_NL__2PRFIN20090510_180350_000000452078_00485_37613_3963.N1	10-MAY-2009 18:03:50	Bright	44.500	102	24Alp Ser	2.6000	4250.0	89	37613	No
142	GOM_NL__2PRFIN20090510_181029_000000442078_00485_37613_3964.N1	10-MAY-2009 18:10:29	Bright	44.000	67	5Alp CrB	2.2210	11000.	88	37613	No
143	GOM_NL__2PRFIN20090510_182126_000000392078_00485_37613_3965.N1	10-MAY-2009 18:21:26	Bright	38.500	119	14Eta Dra	2.7270	4700.0	77	37613	No
144	GOM_NL__2PRFIN20090510_183217_000000352078_00485_37613_3966.N1	10-MAY-2009 18:32:17	Bright	35.000	89	5Alp Cep	2.4510	8000.0	70	37613	No
145	GOM_NL__2PRFIN20090510_184521_000000342078_00485_37613_3967.N1	10-MAY-2009 18:45:21	Tw_i_and_stray	33.500	93	53Bet Peg	2.5200	3100.0	67	37613	No
146	GOM_NL__2PRFIN20090510_184944_000000352078_00485_37613_3968.N1	10-MAY-2009 18:49:44	Dark	34.500	90	54Alp Peg	2.4870	11000.	69	37613	No
147	GOM_NL__2PRFIN20090510_190408_000000532078_00485_37613_3969.N1	10-MAY-2009 19:04:08	Dark	52.500	142	49Del Cap	2.8500	8900.0	105	37613	No
148	GOM_NL__2PRFIN20090510_190752_000000412078_00485_37613_3970.N1	10-MAY-2009 19:07:52	Dark	40.500	172	Gam Gru	3.0030	13100.	81	37613	No
149	GOM_NL__2PRFIN20090510_192414_000000422078_00486_37614_3974.N1	10-MAY-2009 19:24:14	Straylight	42.000	40	The Sco	1.8590	7100.0	84	37614	No
150	GOM_NL__2PRFIN20090510_192606_000000462078_00486_37614_3975.N1	10-MAY-2009 19:26:06	Straylight	45.500	25	35Lam Sco	1.6200	28000.	91	37614	No
151	GOM_NL__2PRFIN20090510_192841_000000422078_00486_37614_3976.N1	10-MAY-2009 19:28:41	Straylight	42.000	75	26Eps Sco	2.2910	4250.0	84	37614	No
152	GOM_NL__2PRFIN20090510_193241_000000392078_00486_37614_3977.N1	10-MAY-2009 19:32:41	Tw_i_and_stray	38.500	158	6Pi Sco	2.9060	28000.	77	37614	No
153	GOM_NL__2PRFIN20090510_193447_000000422078_00486_37614_3978.N1	10-MAY-2009 19:34:47	Bright	41.500	97	8Bet1Sco	2.5610	30000.	83	37614	No
154	GOM_NL__2PRFIN20090510_193838_000000382078_00486_37614_3979.N1	10-MAY-2009 19:38:38	Bright	37.500	104	27Bet Lib	2.6140	13100.	75	37614	No
155	GOM_NL__2PRFIN20090510_194425_000000452078_00486_37614_3980.N1	10-MAY-2009 19:44:25	Bright	45.000	102	24Alp Ser	2.6000	4250.0	90	37614	No
156	GOM_NL__2PRFIN20090510_195104_000000442078_00486_37614_3981.N1	10-MAY-2009 19:51:04	Bright	43.500	67	5Alp CrB	2.2210	11000.	87	37614	No
157	GOM_NL__2PRFIN20090510_200202_000000392078_00486_37614_3982.N1	10-MAY-2009 20:02:02	Bright	38.500	119	14Eta Dra	2.7270	4700.0	77	37614	No
158	GOM_NL__2PRFIN20090510_201253_000000352078_00486_37614_3983.N1	10-MAY-2009 20:12:53	Bright	35.000	89	5Alp Cep	2.4510	8000.0	70	37614	No
159	GOM_NL__2PRFIN20090510_202557_000000332078_00486_37614_3984.N1	10-MAY-2009 20:25:57	Tw_i_and_stray	33.000	93	53Bet Peg	2.5200	3100.0	66	37614	No
160	GOM_NL__2PRFIN20090510_203020_000000352078_00486_37614_3985.N1	10-MAY-2009 20:30:20	Dark	34.500	90	54Alp Peg	2.4870	11000.	69	37614	No

161	GOM_NL__2PRFIN20090510_204829_000000412078_00486_37614_3986.N1	10-MAY-2009 20:48:29	Dark	40.500	172	Gam Gru	3.0030	13100.	81	37614	No
162	GOM_NL__2PRFIN20090510_210451_000000422078_00487_37615_3994.N1	10-MAY-2009 21:04:51	Straylight	42.000	40	The Sco	1.8590	7100.0	84	37615	No
163	GOM_NL__2PRFIN20090510_210642_000000462078_00487_37615_3995.N1	10-MAY-2009 21:06:42	Straylight	45.500	25	35Lam Sco	1.6200	28000.	91	37615	No
164	GOM_NL__2PRFIN20090510_210917_000000422078_00487_37615_3996.N1	10-MAY-2009 21:09:17	Straylight	42.000	75	26Eps Sco	2.2910	4250.0	84	37615	No
165	GOM_NL__2PRFIN20090510_211317_000000392078_00487_37615_3997.N1	10-MAY-2009 21:13:17	Tw_i_and_stray	38.500	158	6Pi Sco	2.9060	28000.	77	37615	No
166	GOM_NL__2PRFIN20090510_211523_000000412078_00487_37615_3998.N1	10-MAY-2009 21:15:23	Bright	41.000	97	8Bet1Sco	2.5610	30000.	82	37615	No
167	GOM_NL__2PRFIN20090510_211914_000000372078_00487_37615_3999.N1	10-MAY-2009 21:19:14	Bright	37.000	104	27Bet Lib	2.6140	13100.	74	37615	No
168	GOM_NL__2PRFIN20090510_212501_000000452078_00487_37615_4000.N1	10-MAY-2009 21:25:01	Bright	44.500	102	24Alp Ser	2.6000	4250.0	89	37615	No
169	GOM_NL__2PRFIN20090510_213139_000000452078_00487_37615_4001.N1	10-MAY-2009 21:31:39	Bright	44.500	67	5Alp CrB	2.2210	11000.	89	37615	No
170	GOM_NL__2PRFIN20090510_214237_000000392078_00487_37615_4002.N1	10-MAY-2009 21:42:37	Bright	38.500	119	14Eta Dra	2.7270	4700.0	77	37615	No
171	GOM_NL__2PRFIN20090510_215328_000000352078_00487_37615_4003.N1	10-MAY-2009 21:53:28	Bright	35.000	89	5Alp Cep	2.4510	8000.0	70	37615	No
172	GOM_NL__2PRFIN20090510_220633_000000342078_00487_37615_4004.N1	10-MAY-2009 22:06:33	Tw_i_and_stray	33.500	93	53Bet Peg	2.5200	3100.0	67	37615	No
173	GOM_NL__2PRFIN20090510_221056_000000352078_00487_37615_4005.N1	10-MAY-2009 22:10:56	Dark	34.500	90	54Alp Peg	2.4870	11000.	69	37615	No
174	GOM_NL__2PRFIN20090510_222523_000000532078_00487_37615_4006.N1	10-MAY-2009 22:25:23	Dark	53.000	142	49Del Cap	2.8500	8900.0	106	37615	No
175	GOM_NL__2PRFIN20090510_222905_000000412078_00487_37615_4007.N1	10-MAY-2009 22:29:05	Dark	41.000	172	Gam Gru	3.0030	13100.	82	37615	No
176	GOM_NL__2PRFIN20090510_224528_000000422078_00488_37616_4008.N1	10-MAY-2009 22:45:28	Straylight	42.000	40	The Sco	1.8590	7100.0	84	37616	No
177	GOM_NL__2PRFIN20090510_224719_000000462078_00488_37616_4009.N1	10-MAY-2009 22:47:19	Straylight	45.500	25	35Lam Sco	1.6200	28000.	91	37616	No
178	GOM_NL__2PRFIN20090510_224954_000000422078_00488_37616_4010.N1	10-MAY-2009 22:49:54	Straylight	41.500	75	26Eps Sco	2.2910	4250.0	83	37616	No
179	GOM_NL__2PRFIN20090510_225340_000000422078_00488_37616_4011.N1	10-MAY-2009 22:53:40	Tw_i_and_stray	41.500	156	20Sig Sco	2.9030	28000.	83	37616	No
180	GOM_NL__2PRFIN20090510_225559_000000412078_00488_37616_4012.N1	10-MAY-2009 22:55:59	Bright	41.000	97	8Bet1Sco	2.5610	30000.	82	37616	No
181	GOM_NL__2PRFIN20090510_225950_000000372078_00488_37616_4013.N1	10-MAY-2009 22:59:50	Bright	37.000	104	27Bet Lib	2.6140	13100.	74	37616	No
182	GOM_NL__2PRFIN20090510_230536_000000452078_00488_37616_4014.N1	10-MAY-2009 23:05:36	Bright	44.500	102	24Alp Ser	2.6000	4250.0	89	37616	No
183	GOM_NL__2PRFIN20090510_231215_000000452078_00488_37616_4015.N1	10-MAY-2009 23:12:15	Bright	45.000	67	5Alp CrB	2.2210	11000.	90	37616	No
184	GOM_NL__2PRFIN20090510_232313_000000382078_00488_37616_4016.N1	10-MAY-2009 23:23:13	Bright	38.000	119	14Eta Dra	2.7270	4700.0	76	37616	No
185	GOM_NL__2PRFIN20090510_233404_000000352078_00488_37616_4017.N1	10-MAY-2009 23:34:04	Bright	35.000	89	5Alp Cep	2.4510	8000.0	70	37616	No
186	GOM_NL__2PRFIN20090510_234709_000000342078_00488_37616_4018.N1	10-MAY-2009 23:47:09	Tw_i_and_stray	33.500	93	53Bet Peg	2.5200	3100.0	67	37616	No
187	GOM_NL__2PRFIN20090510_235132_000000352078_00488_37616_4019.N1	10-MAY-2009 23:51:32	Dark	34.500	90	54Alp Peg	2.4870	11000.	69	37616	No

### 3. Quality information per product

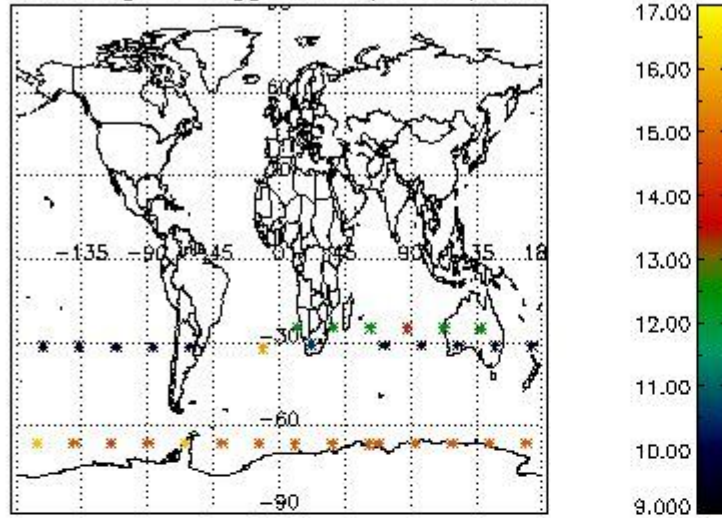
In this section it is plotted some information contained in the Quality Summary data set of the level 2 products. Only products in dark limb conditions and without errors (error flag in the MPH set to "0") are used.

#### 3.1 Plot quality information per product (time dependant)

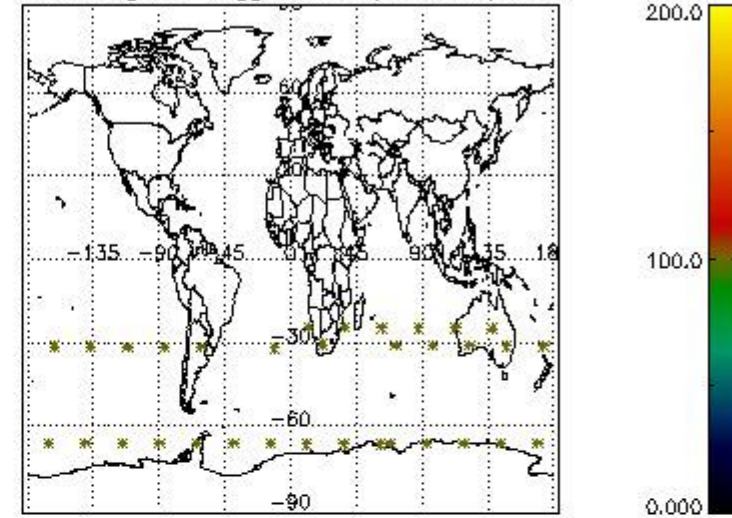


*3.2 Plot quality information per product (world map)*

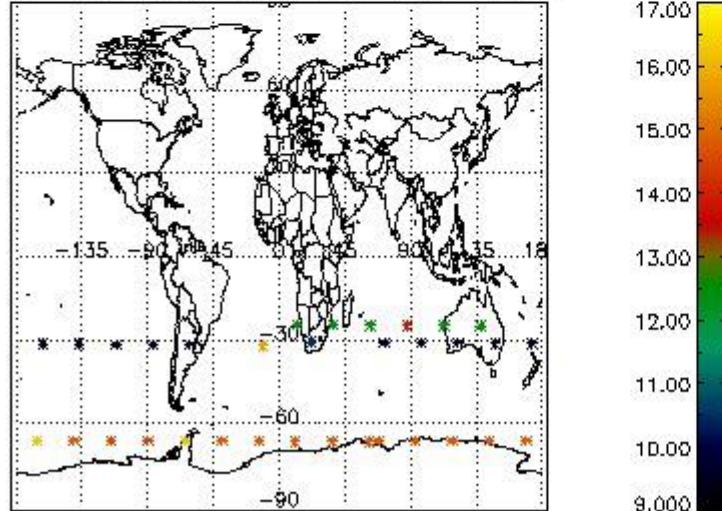
Percentage of flagged data per O3 profile



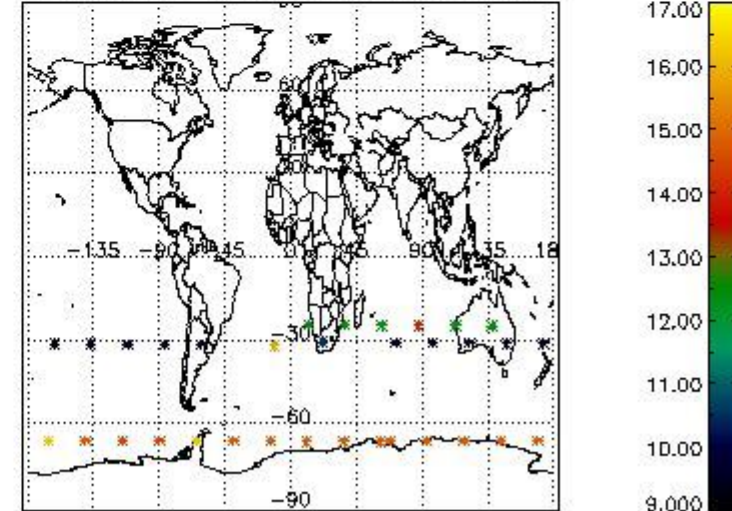
Percentage of flagged data per H2O profile



Percentage of flagged data per NO2 profile



Percentage of flagged data per NO3 profile



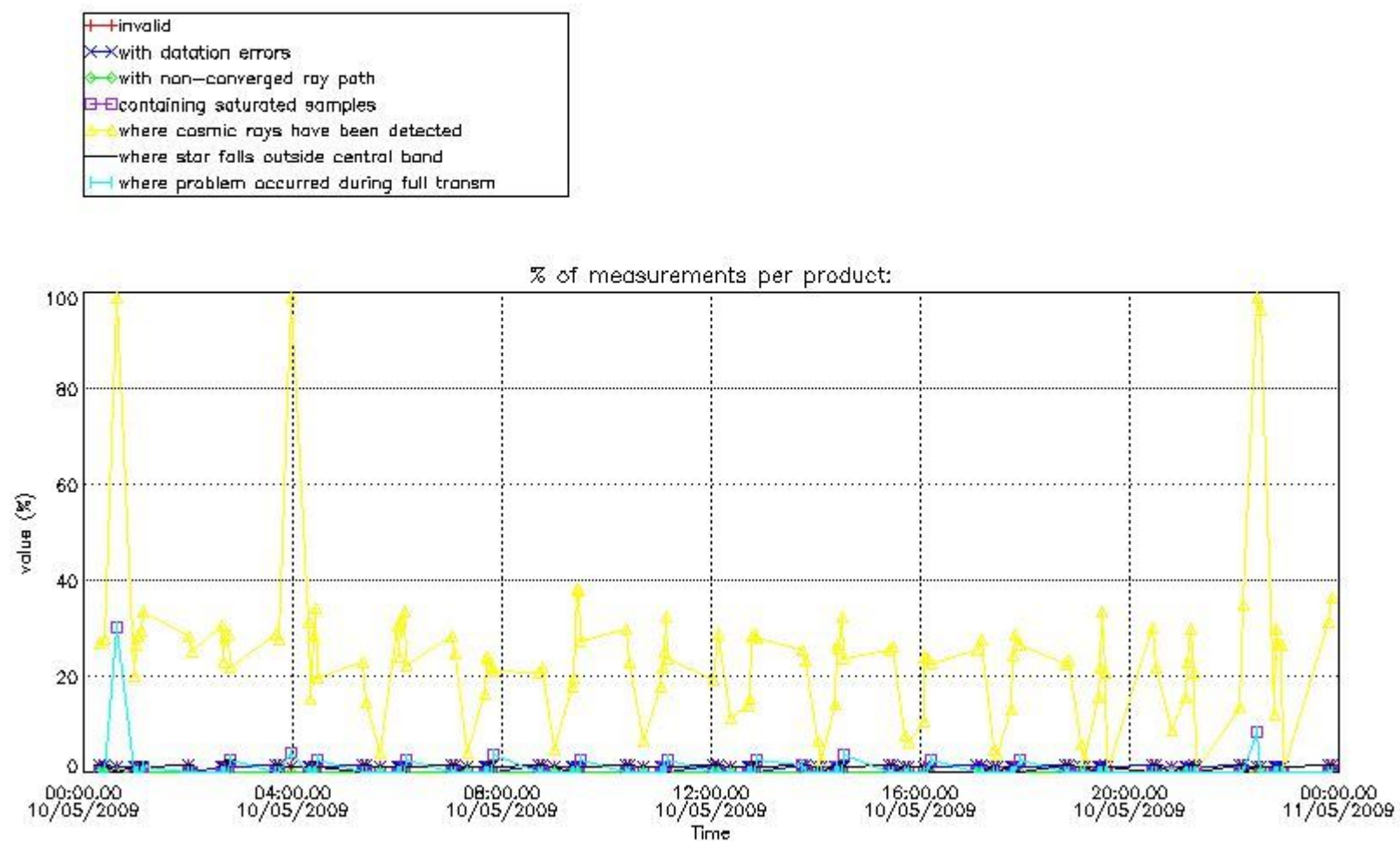
#### 4. Level 1 quality information per product

In this section it is plotted some information contained in the Quality Summary data set of the level 2 products that comes from the level 1b processing. Products without errors (error flag in the MPH set to "0") are used.

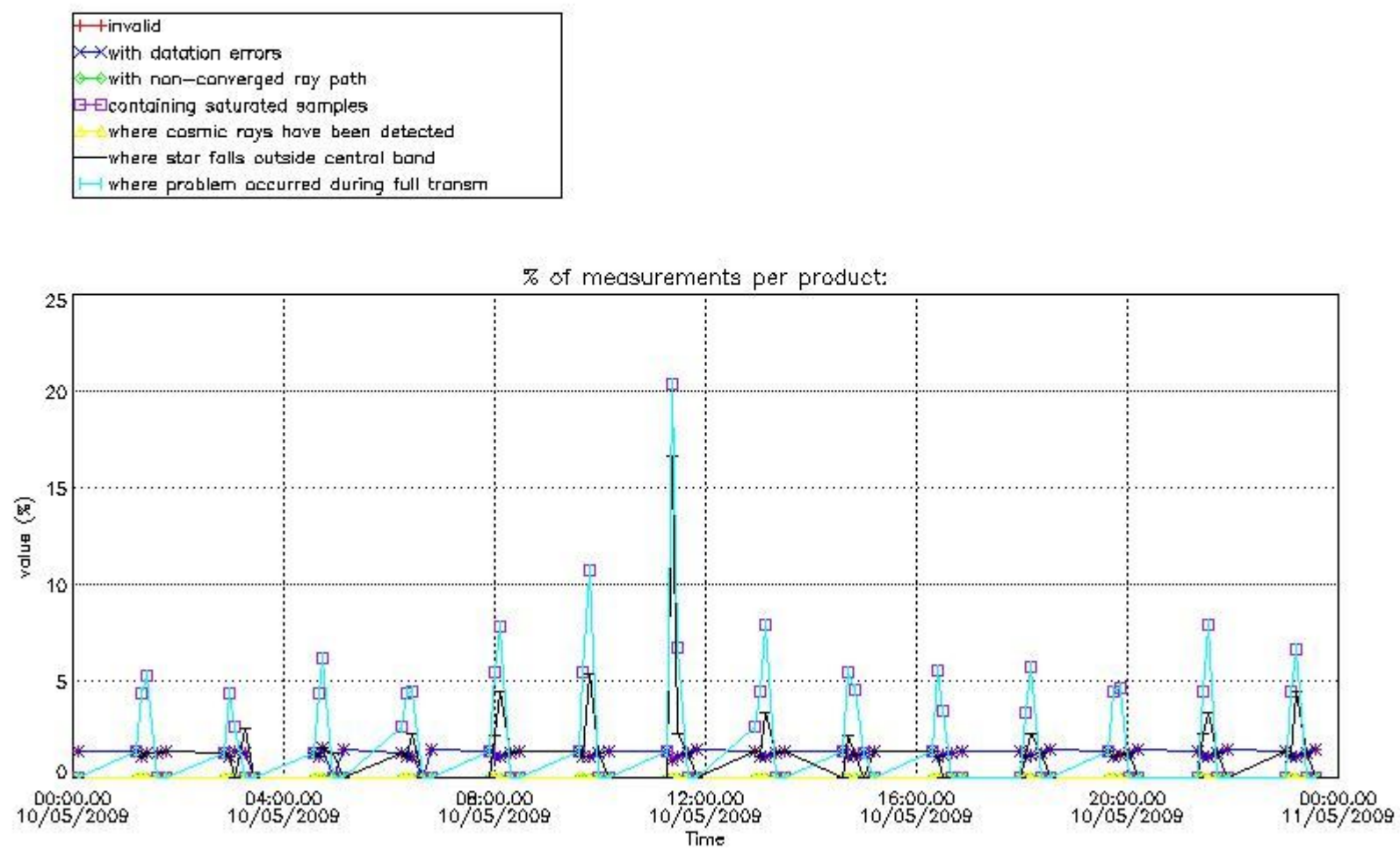
##### 4.1 Plot quality information per product (time dependant) coming from level 1b processing

###### 4.1.1 Plot level 1 quality information per product (time dependant): ENVISAT ASCENDING passes



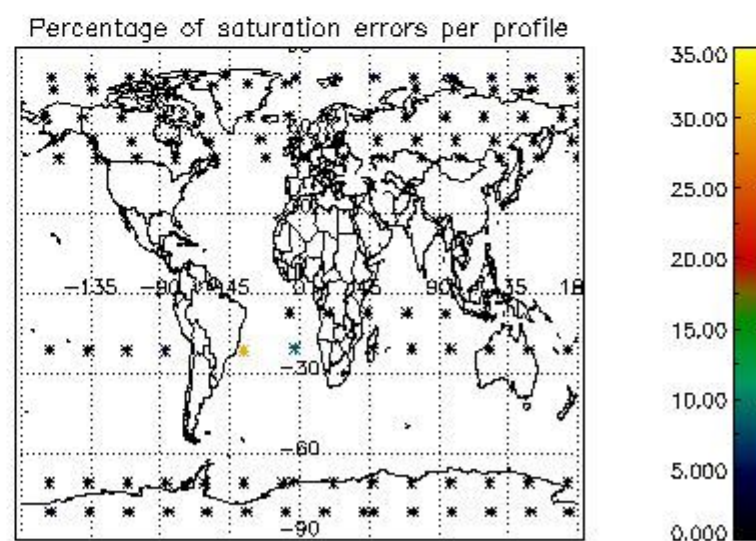
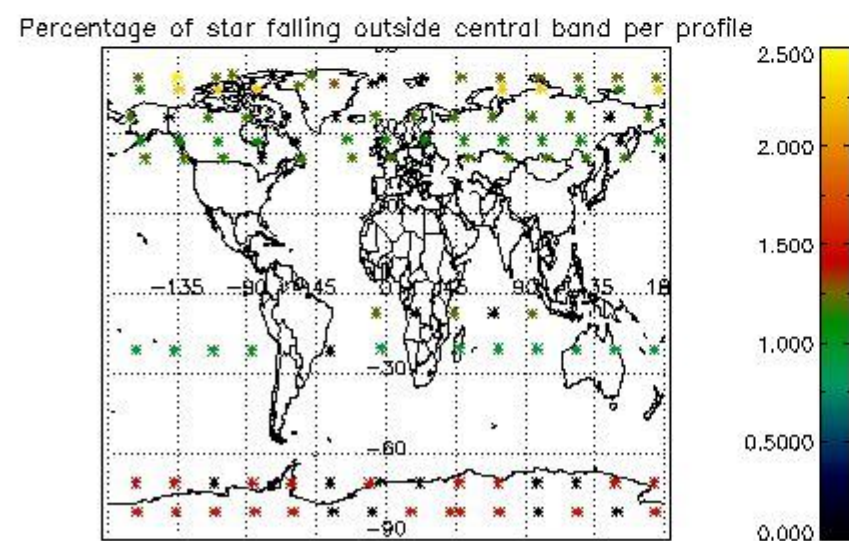
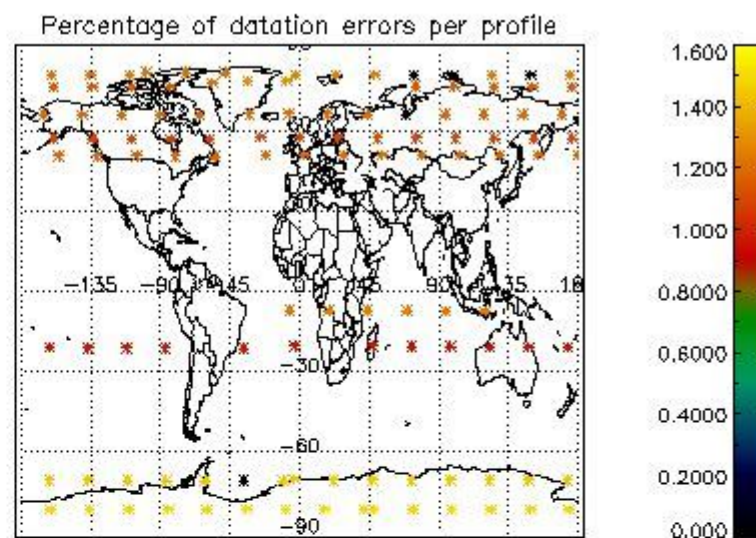
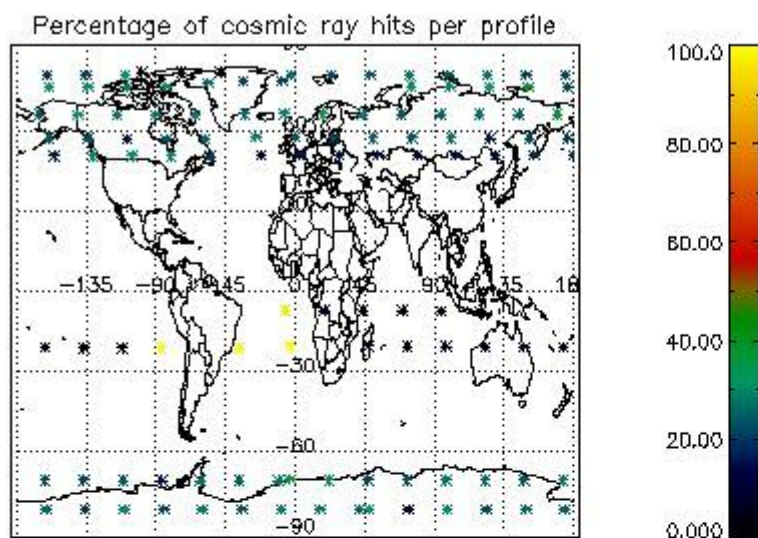


4.1.2 Plot level 1 quality information per product (time dependant): ENVI SAT DESCENDING passes

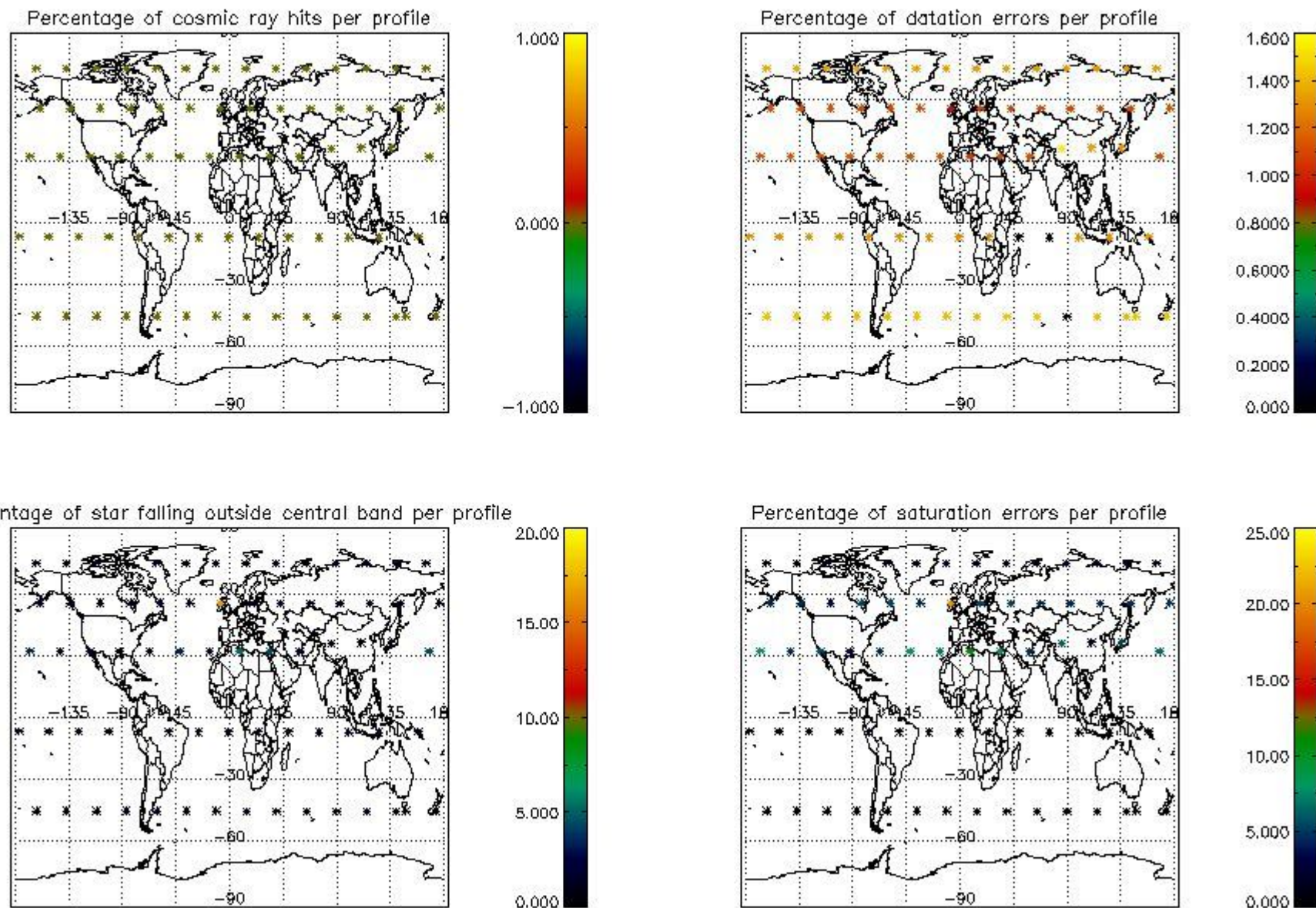


*4.2 Plot quality information per product coming from level 1b processing (world map)*

*4.2.1 Plot level 1 quality information per product (world map): ENVISAT ASCENDING passes*



4.2.2 Plot level 1 quality information per product (world map): ENVISAT DESCENDING passes



## 5. Trace gas profiles

### 5.1 Ozone statistics based on quality of products

The final quality of the products can be "measured" using the STD (Standard Deviation) attached to every point profile. This information is written to the parameter GOM\_NL\_\_2P/NL\_LOCAL\_SPECIES\_DENSITY/o3\_std of the level 2 products. The table below shows the statistics for given STD ranges.

The statistics are given with respect to the overall valid production:

- Products without fatal errors: GOM\_NL\_\_2P/MPH/PRODUCT\_ERR=0
- Valid point profile: GOM\_NL\_\_2P/NL\_LOCAL\_SPECIES\_DENSITY/pcd(0)=0

The 'Criteria' is applied to valid points of dark limb products:

- Products in dark limb illumination condition: GOM\_NL\_\_2P/NL\_SUMMARY\_QUALITY/obs\_ill\_cond=0
- Products without fatal errors: GOM\_NL\_\_2P/MPH/PRODUCT\_ERR=0
- Valid point profile: GOM\_NL\_\_2P/NL\_LOCAL\_SPECIES\_DENSITY/pcd(0)=0

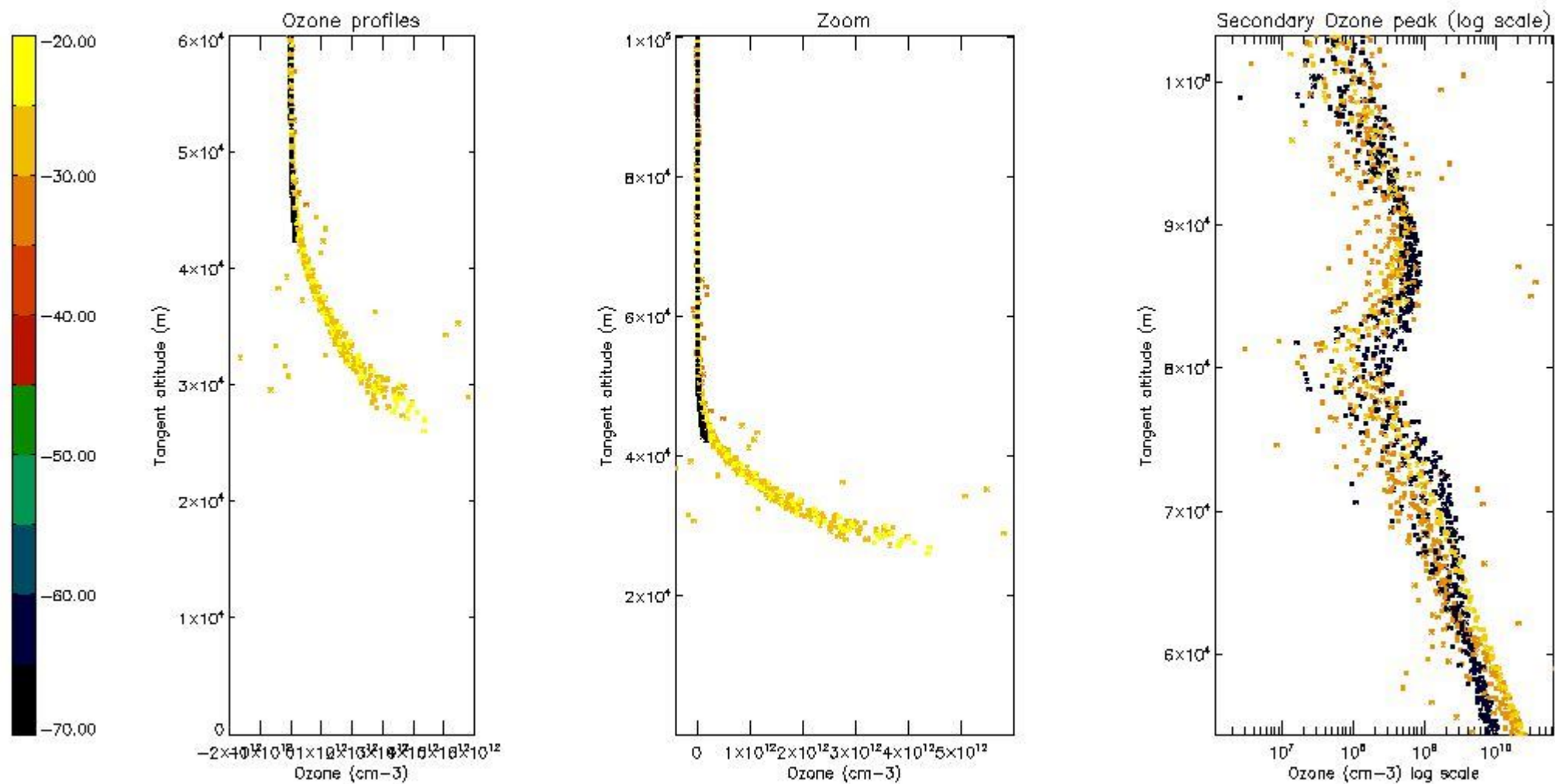
So, the table below shows the percentage of dark limb and valid observations for each criteria with respect to the overall valid daily observations.

Criteria	% of total production
All STD	18
STD < 20	7

STD < 10	5
STD < 5	1

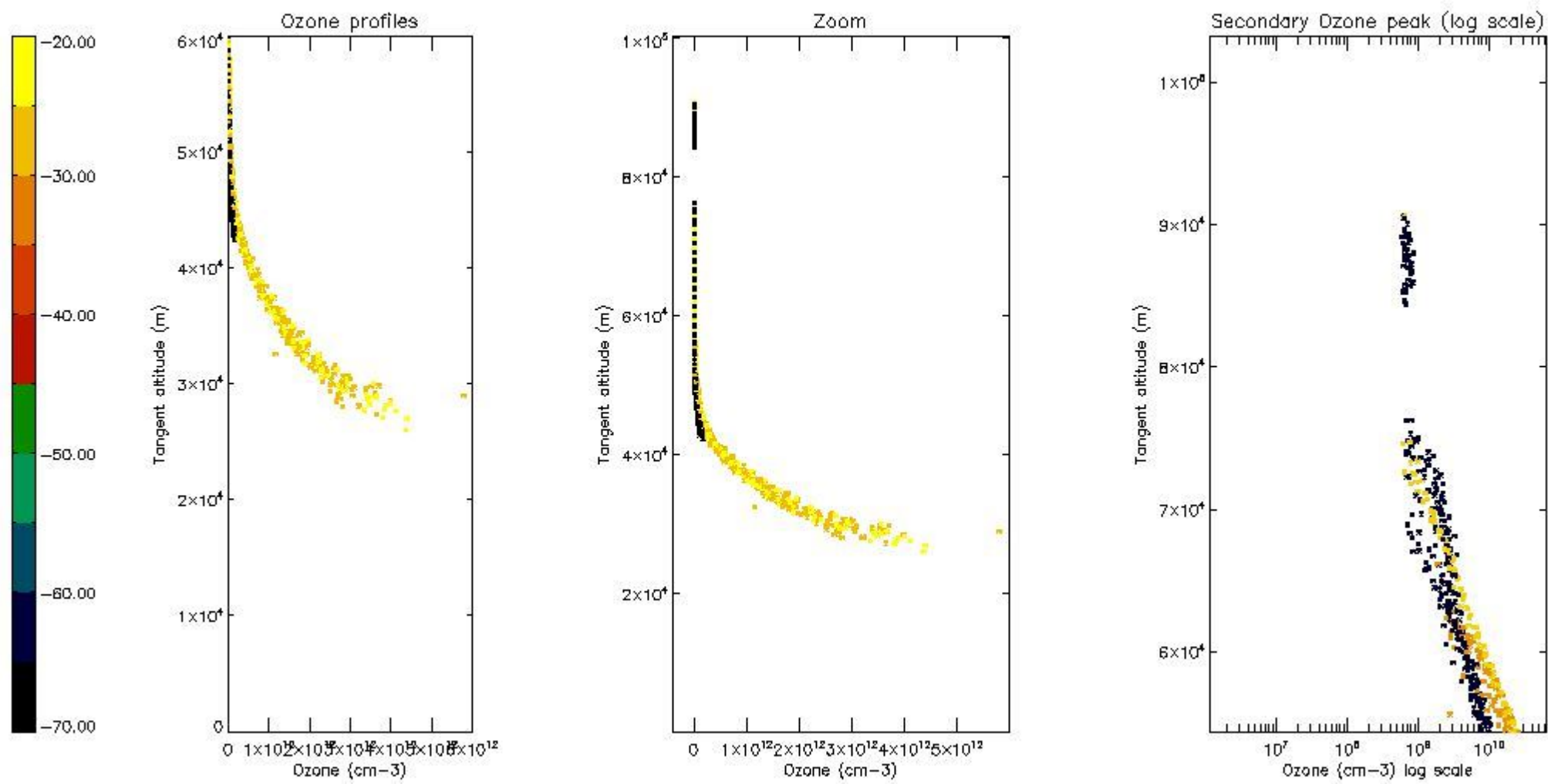
5.2 Plot ozone profiles for all STD (dark without errors)

The colorbar represents the latitude.



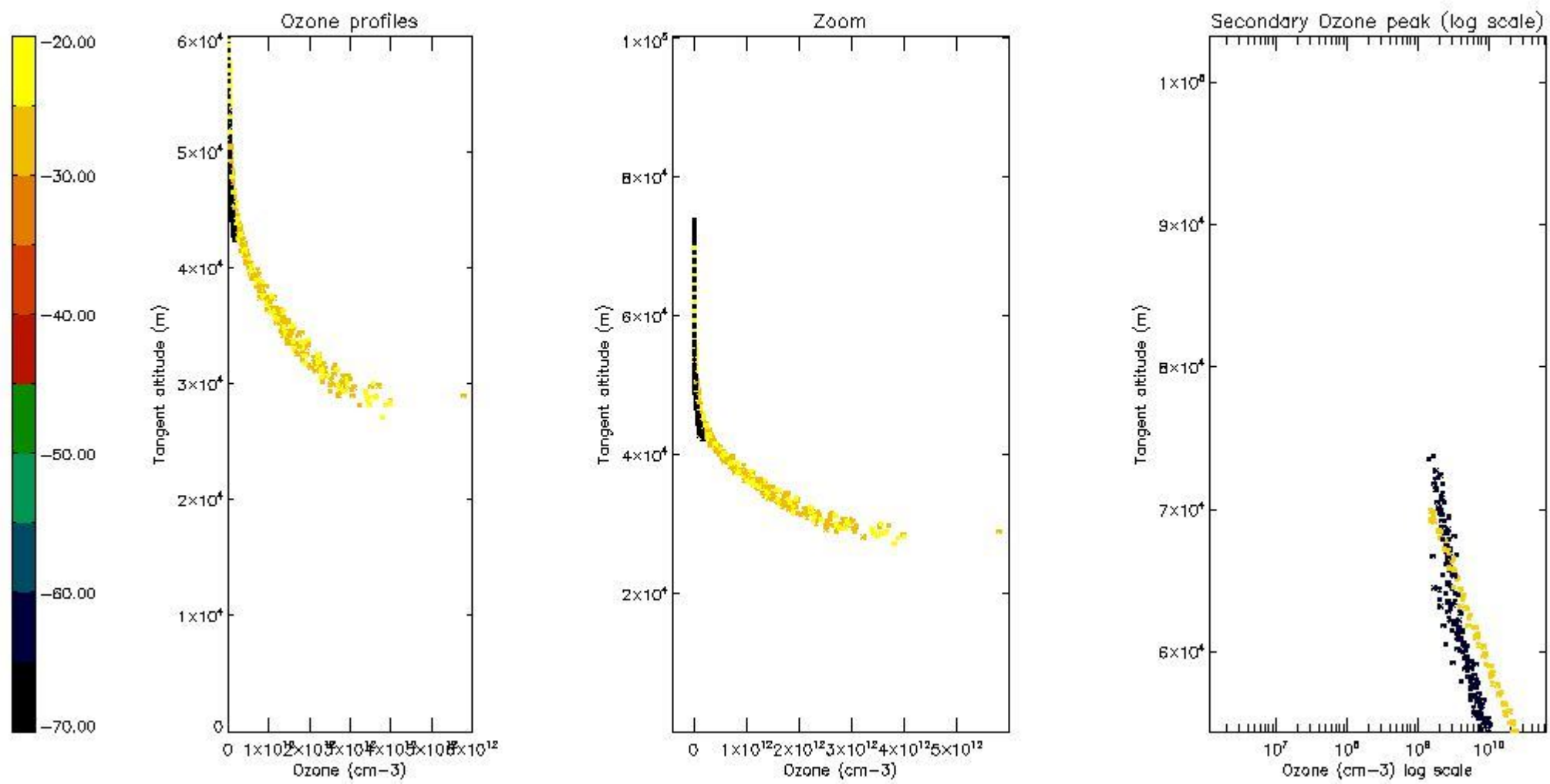
5.3 Plot ozone profiles where STD < 20% (dark without errors)

The colorbar represents the latitude.



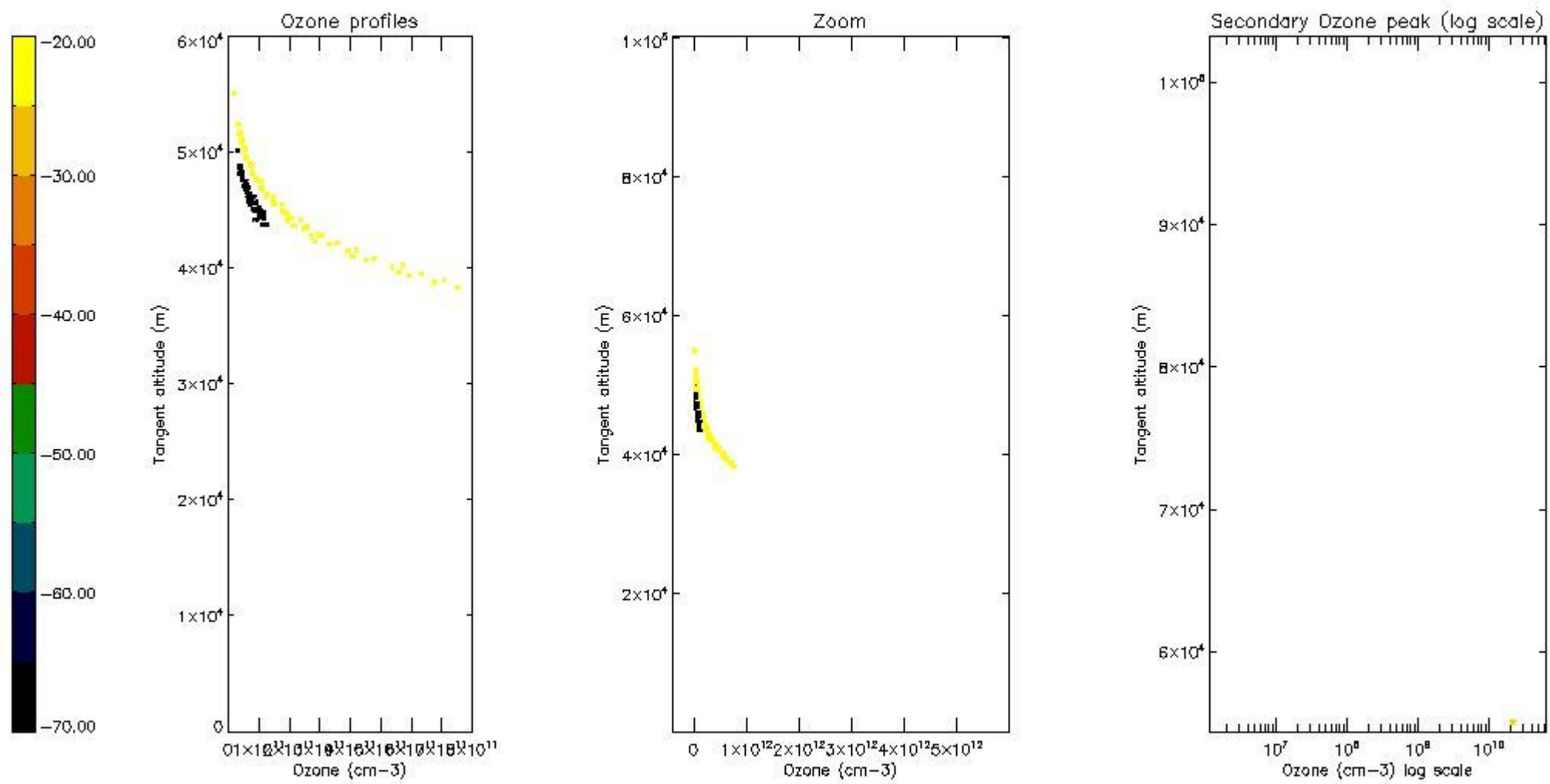
*5.4 Plot ozone profiles where STD < 10% (dark without errors)*

The colorbar represents the latitude.



*5.5 Plot ozone profiles where STD < 5% (dark without errors)*

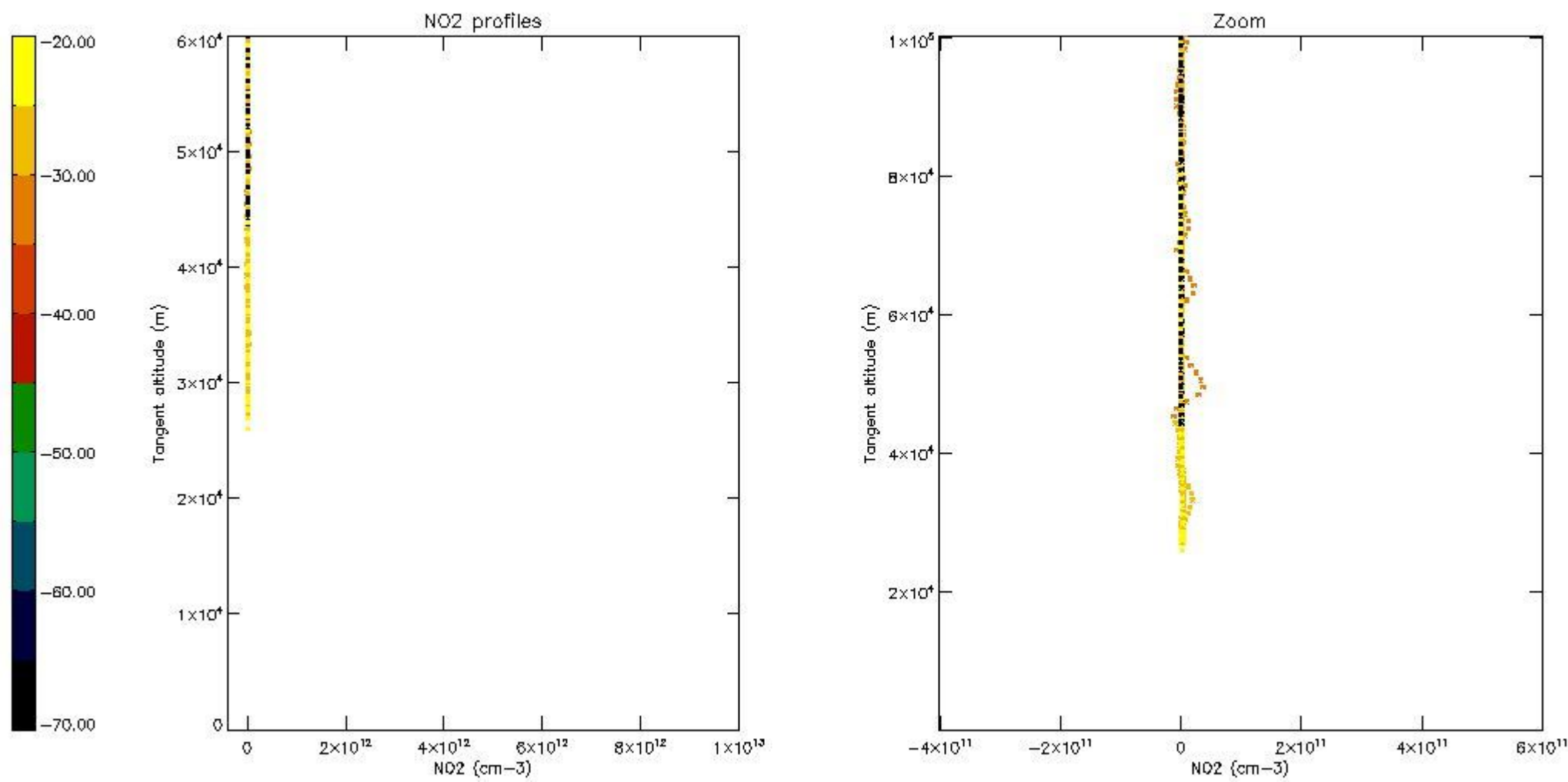
The colorbar represents the latitude.



*5.6 Plot NO<sub>2</sub> profiles for all STD (dark without errors)*

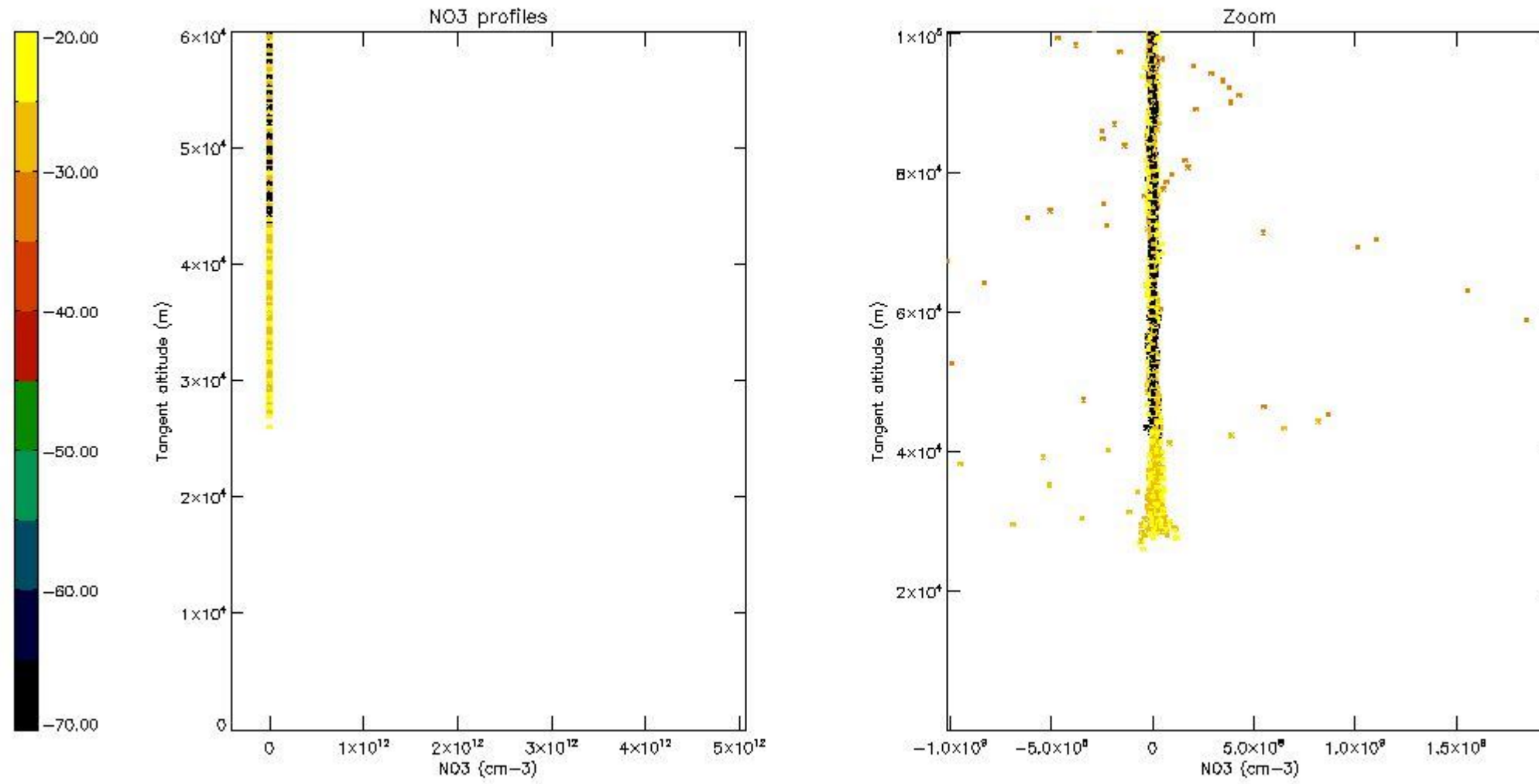
The colorbar represents the latitude.





*5.7 Plot NO3 profiles for all STD (dark without errors)*

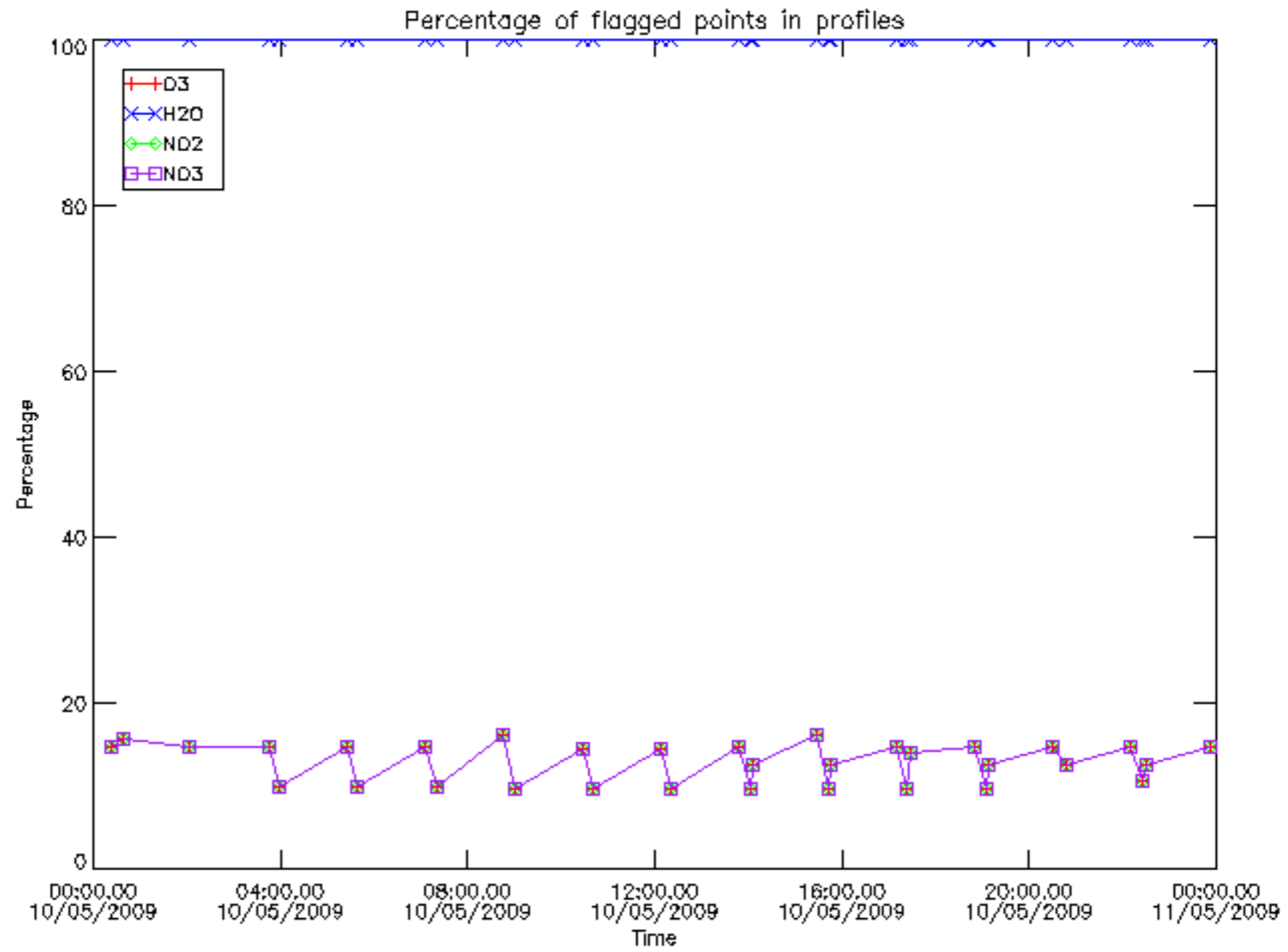
The colorbar represents the latitude.



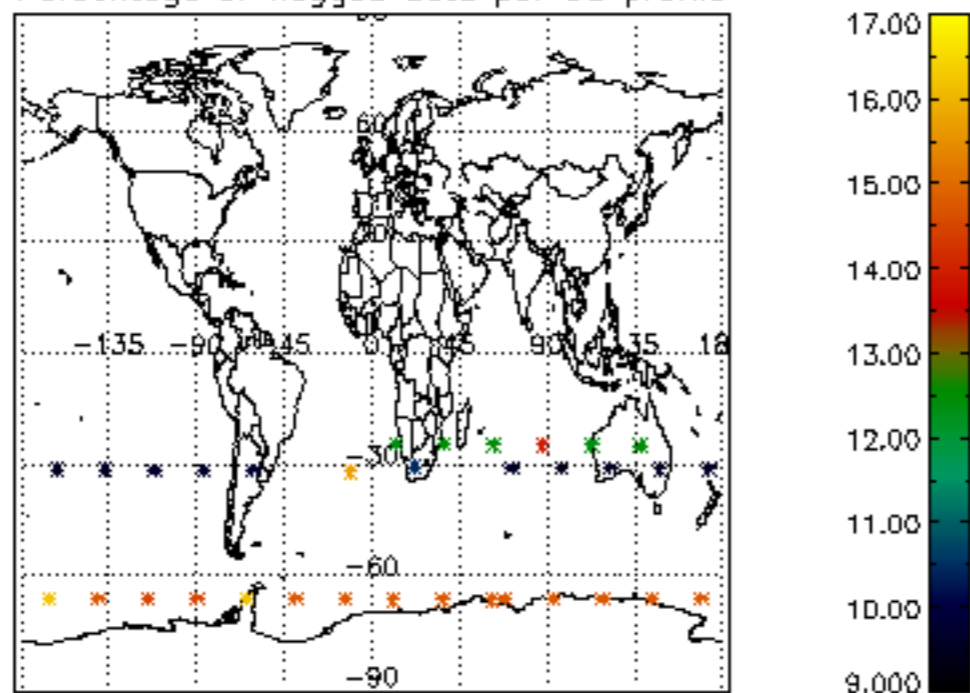
## 6. Auxiliary Data Files used for the production reported in section 2

The number reported in the third column indicates since which file (see list in section 2) the corresponding auxiliary file has been used. The fourth column is the date of those product files.

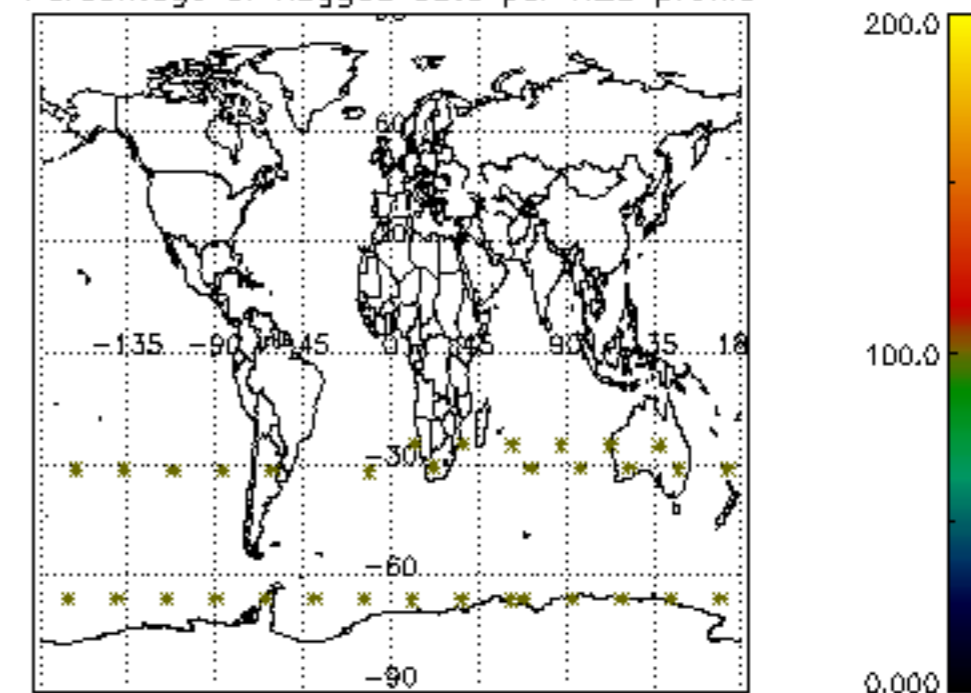
Type	Auxiliary Filename	Used since product	Used since product date
INST_PHYS_CHARACTERISTICS	GOM_INS_AXVIEC20091111_143220_20030716_120000_20500101_000000	1	10-MAY-2009 00:05:46
LEVEL-2_PROC_CONFIG	GOM_PR2_AXVIEC20091111_152718_20020301_000000_20500101_000000	1	10-MAY-2009 00:05:46
CROSS_SECTIONS_FILE	GOM_CRS_AXVIEC20091111_154832_20020301_000000_20500101_000000	1	10-MAY-2009 00:05:46



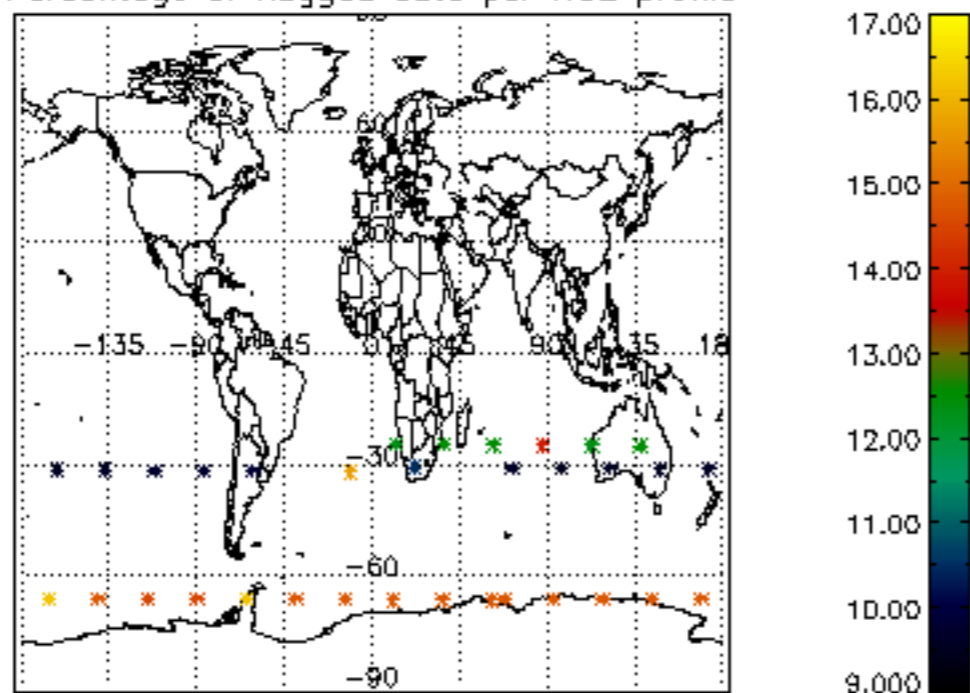
Percentage of flagged data per D3 profile



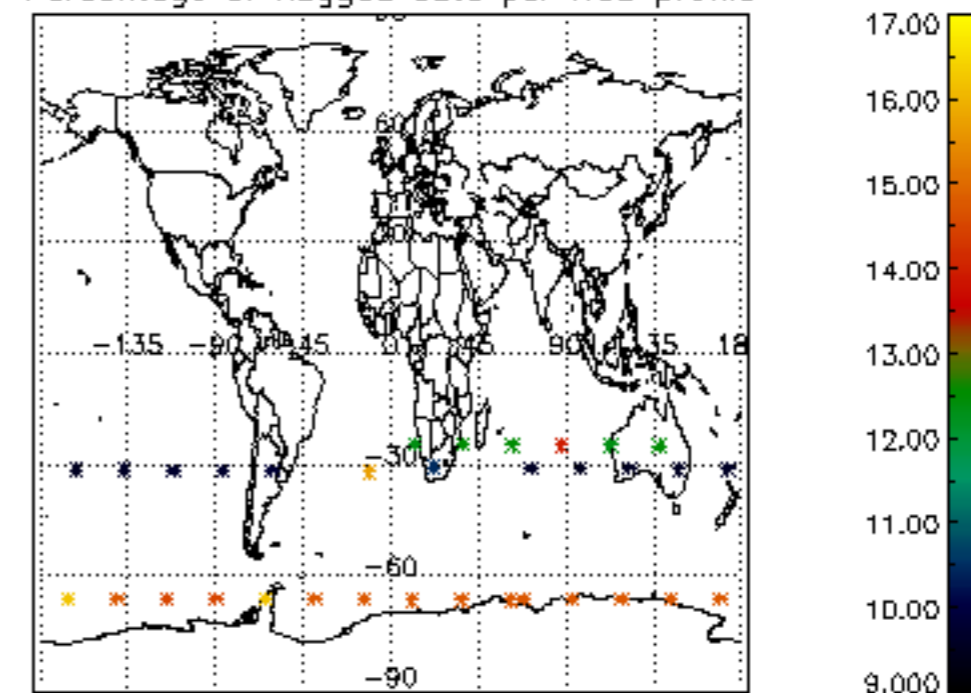
Percentage of flagged data per H2O profile

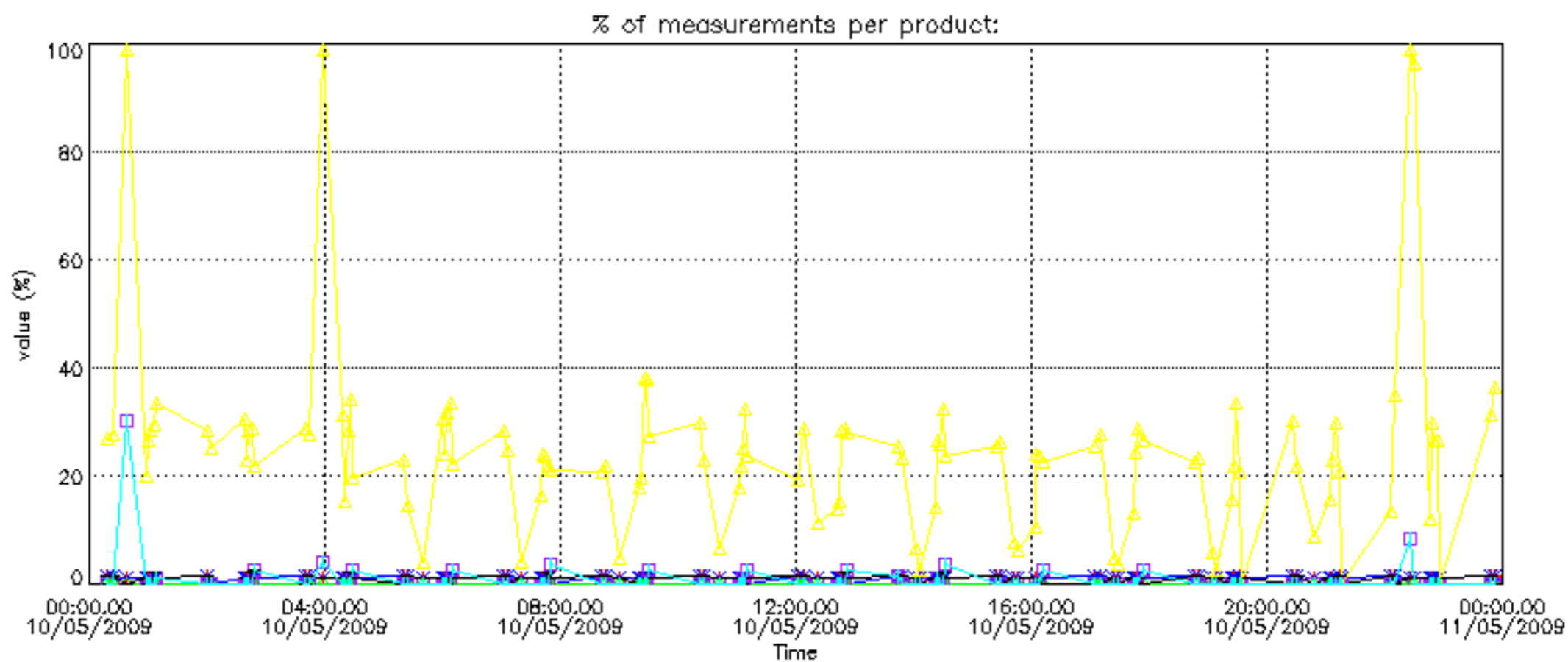


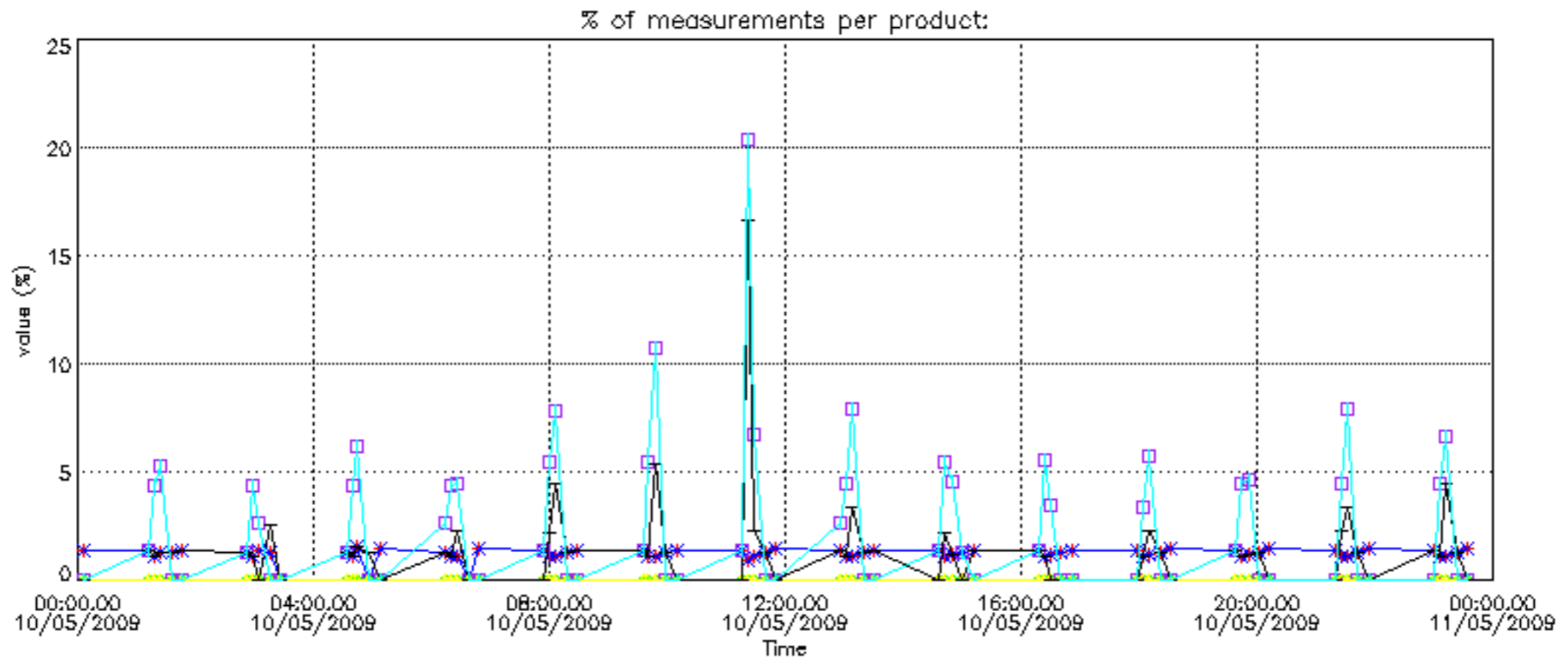
Percentage of flagged data per NO2 profile



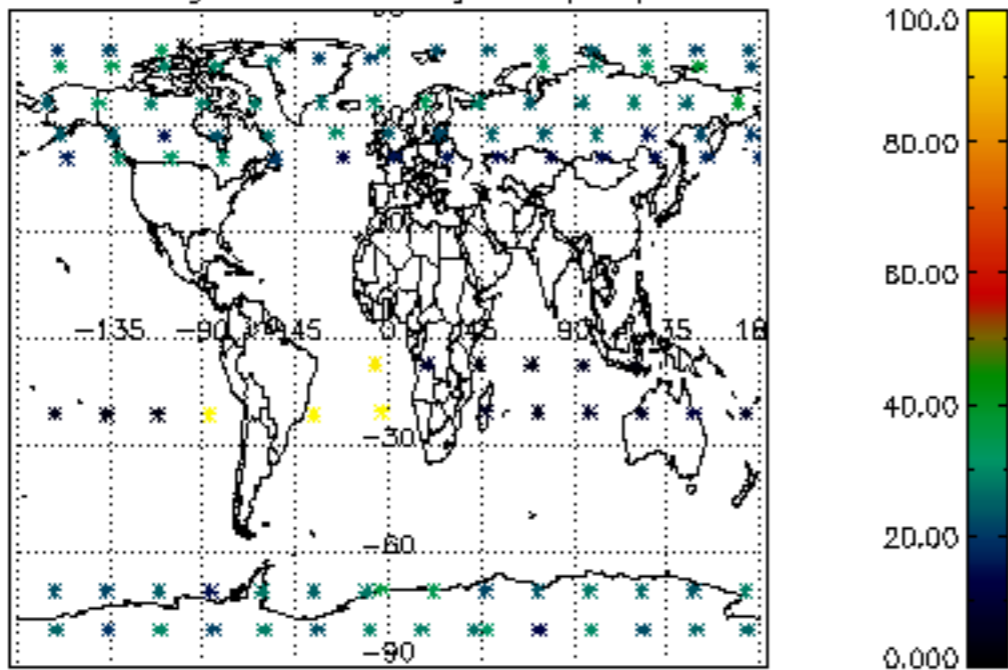
Percentage of flagged data per NO3 profile



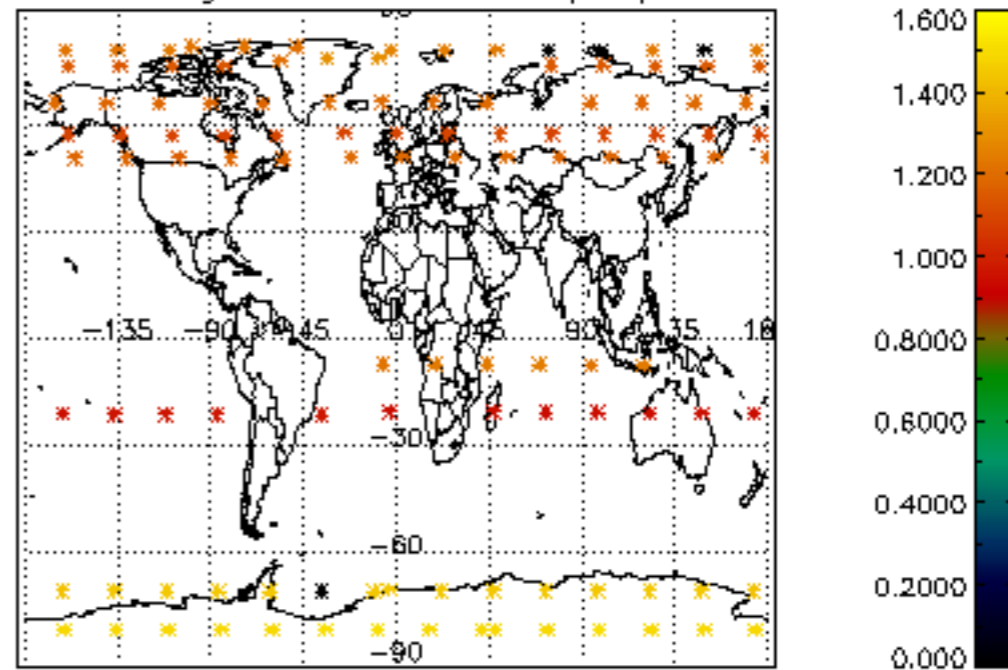




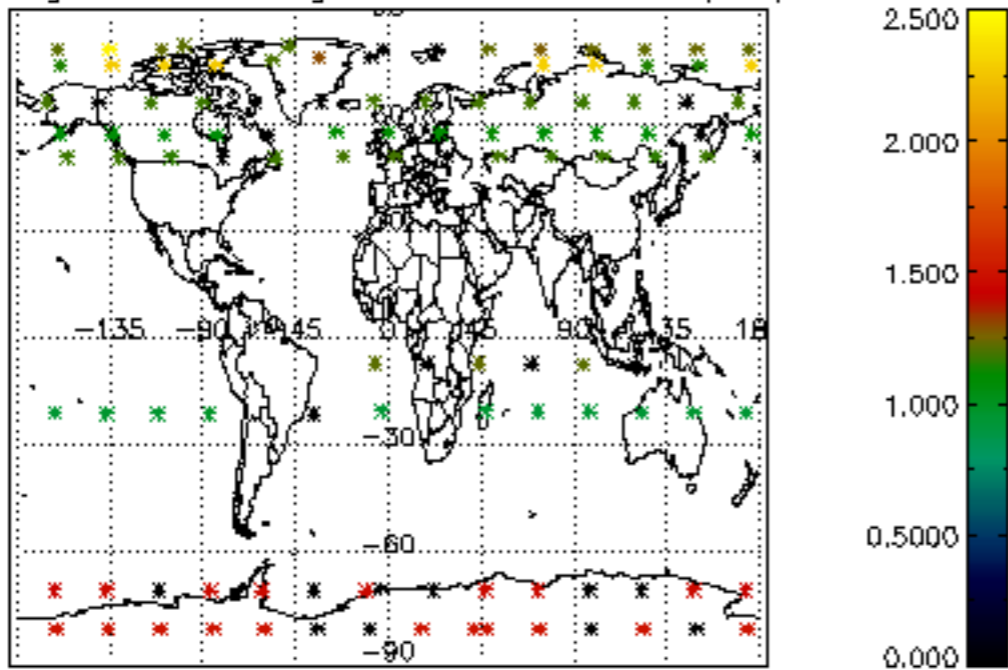
Percentage of cosmic ray hits per profile



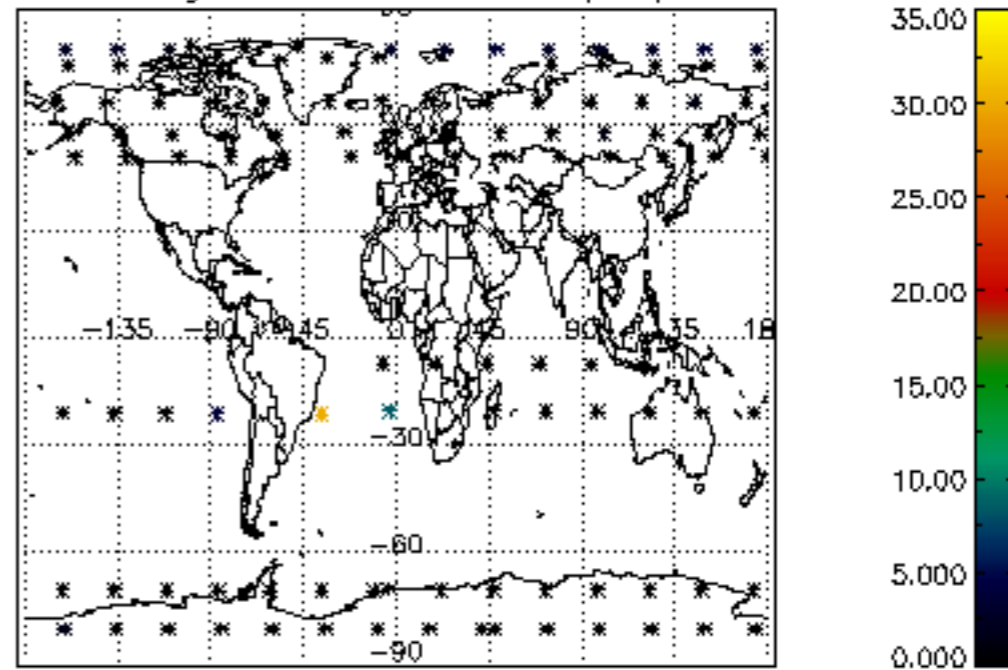
Percentage of datation errors per profile



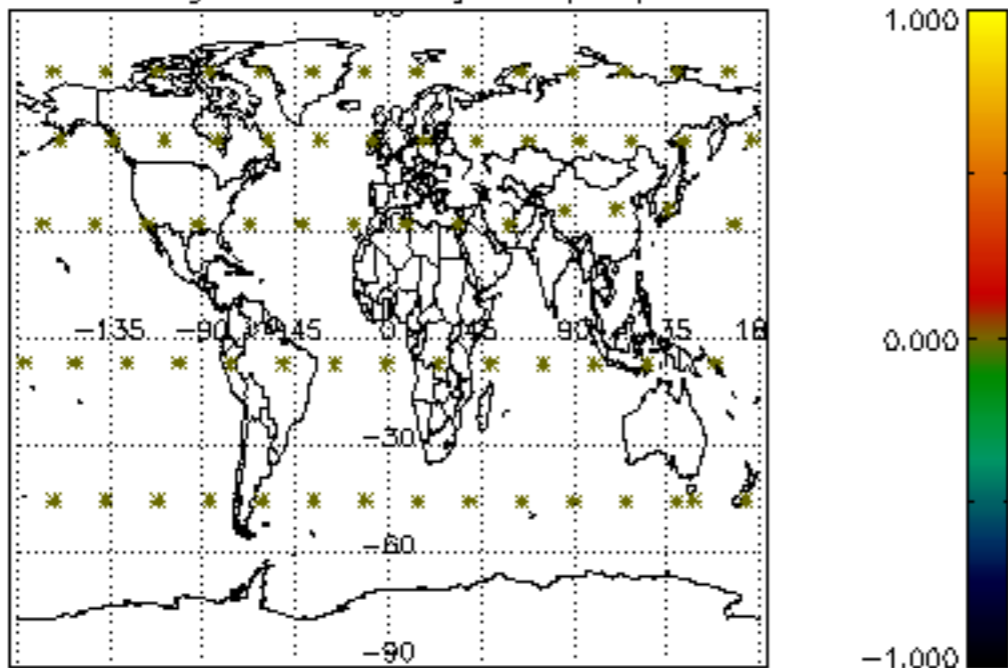
Percentage of star falling outside central band per profile



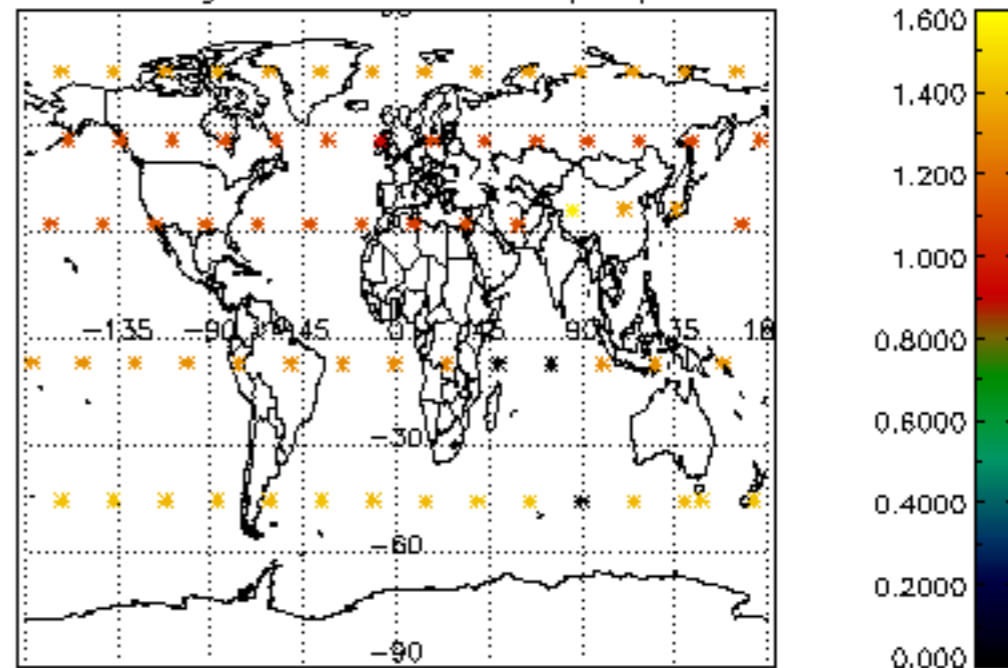
Percentage of saturation errors per profile



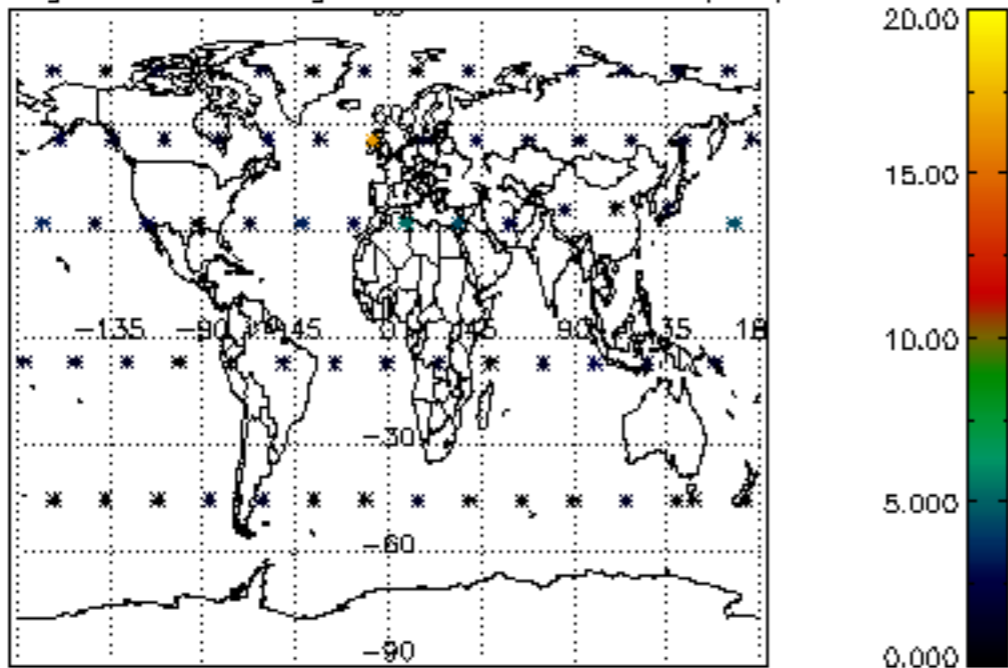
Percentage of cosmic ray hits per profile



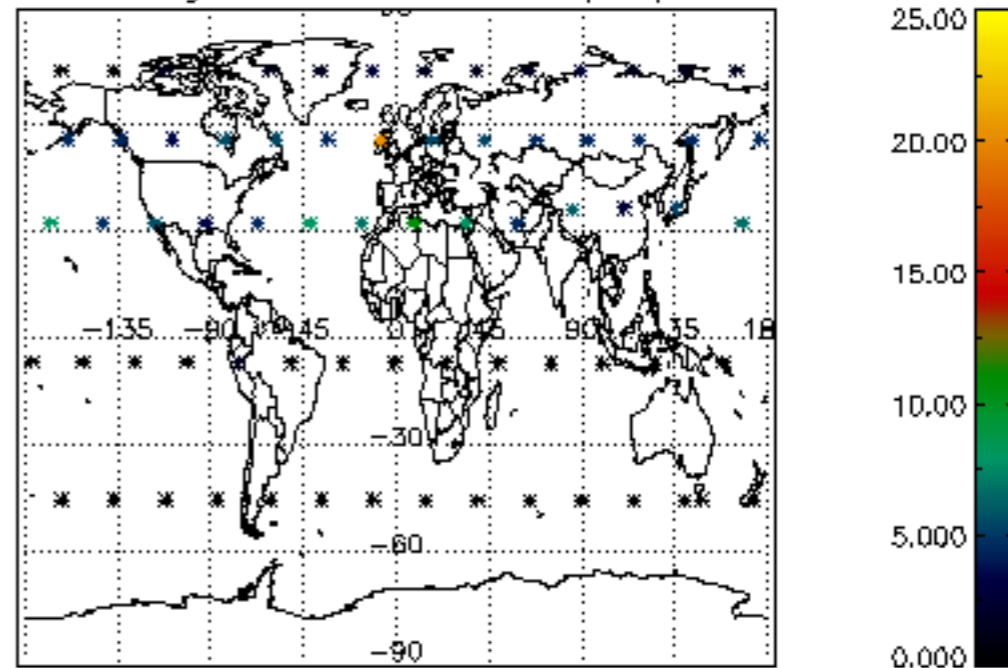
Percentage of datation errors per profile



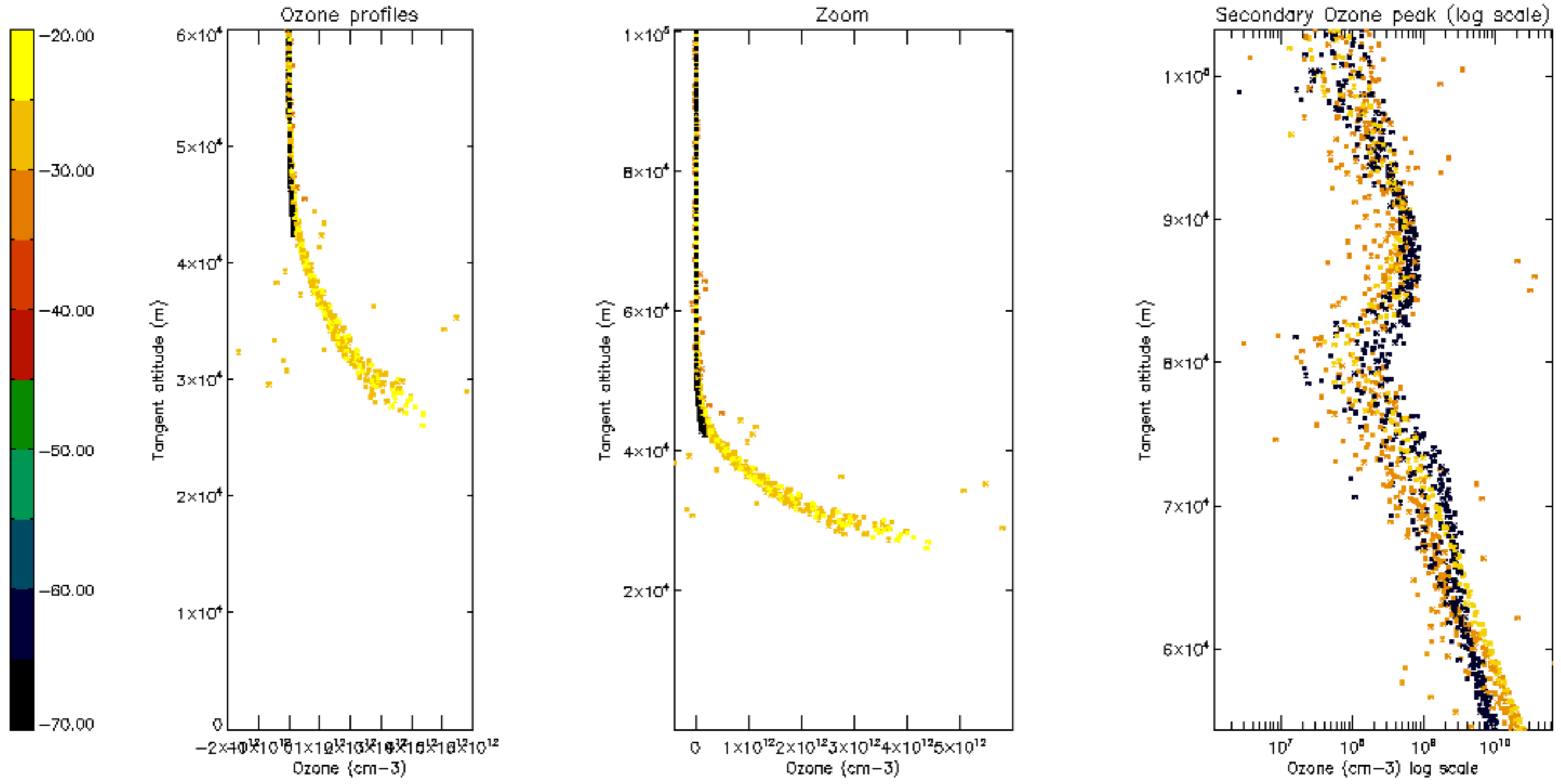
Percentage of star falling outside central band per profile

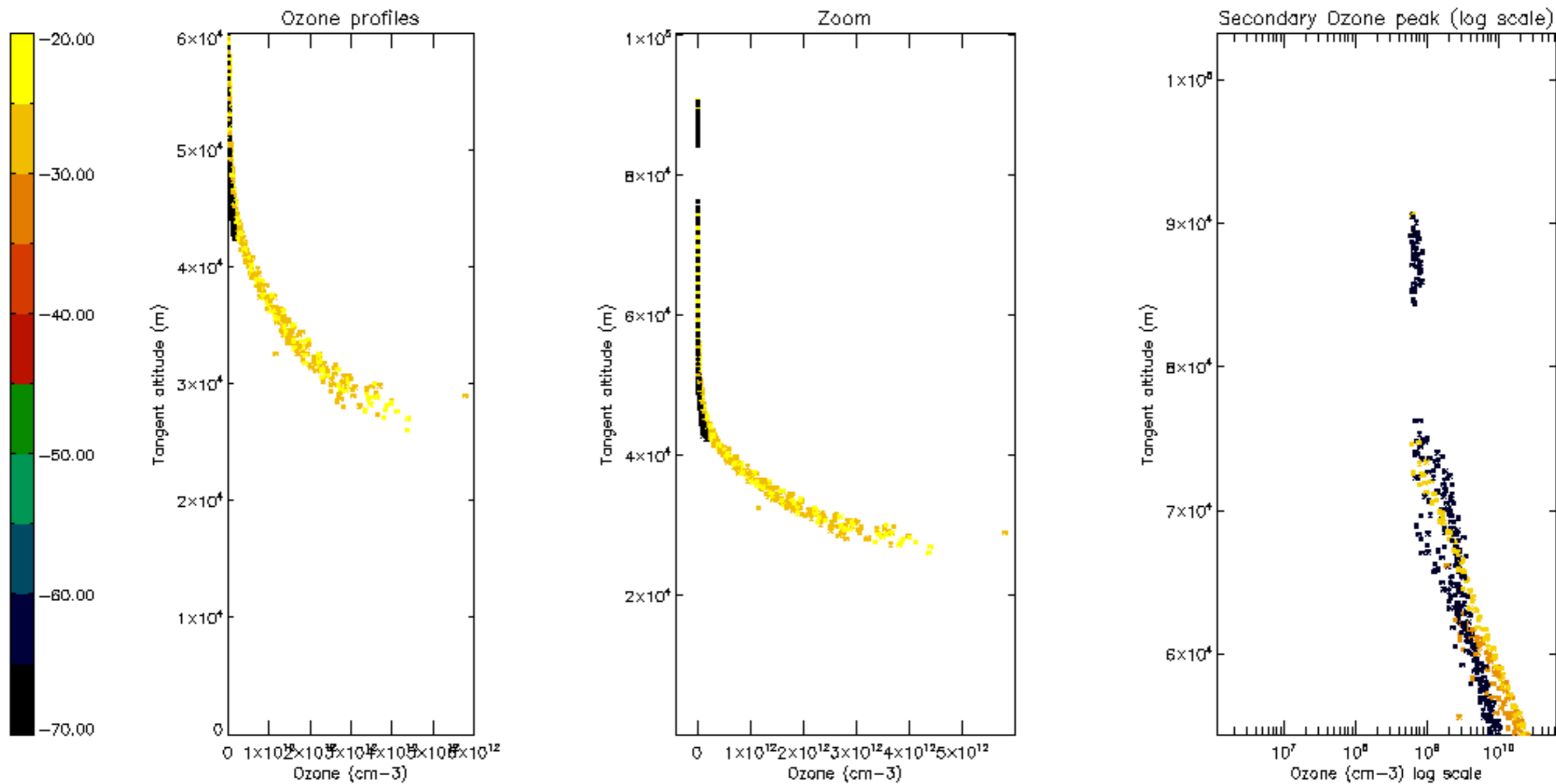


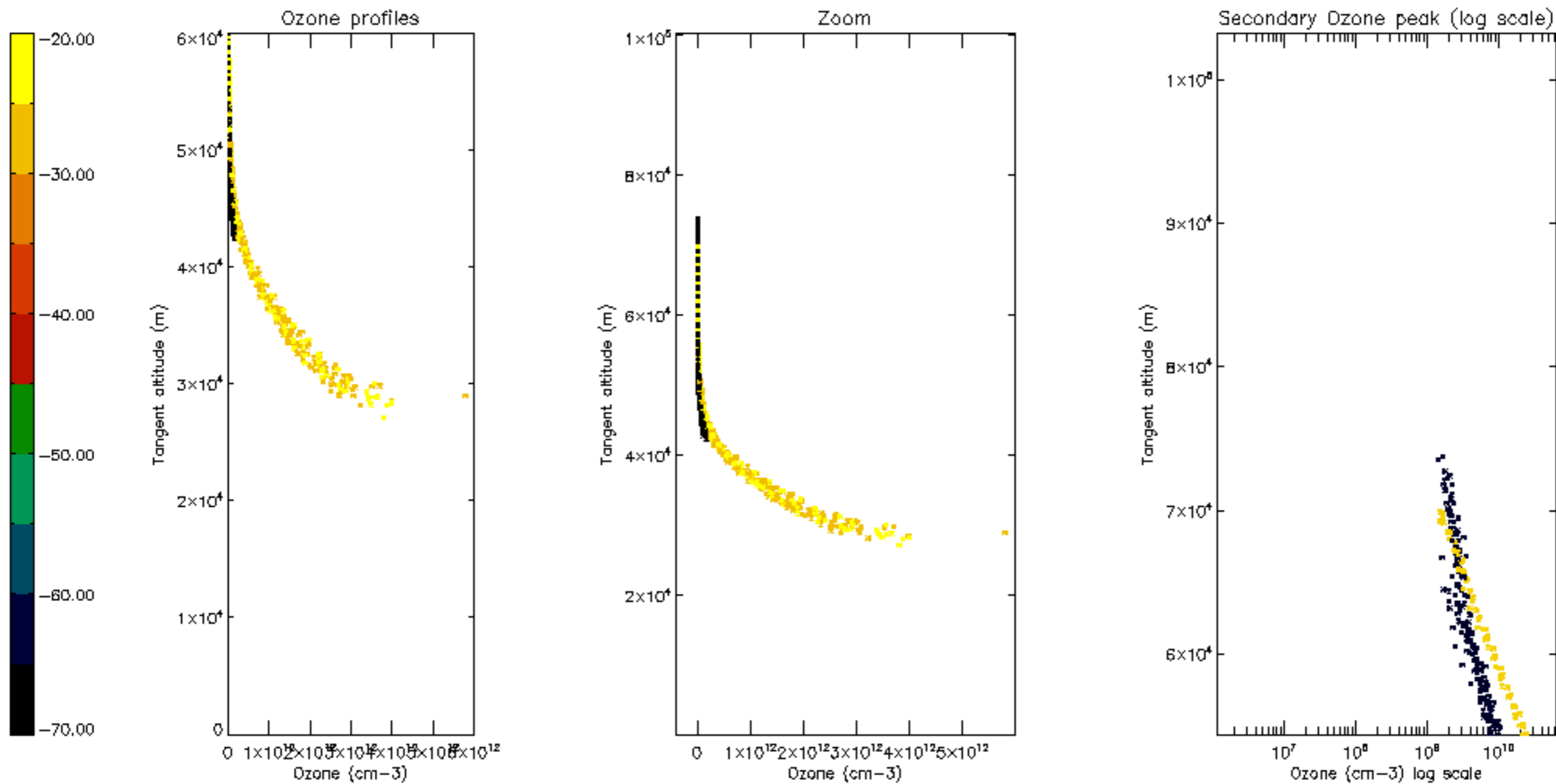
Percentage of saturation errors per profile

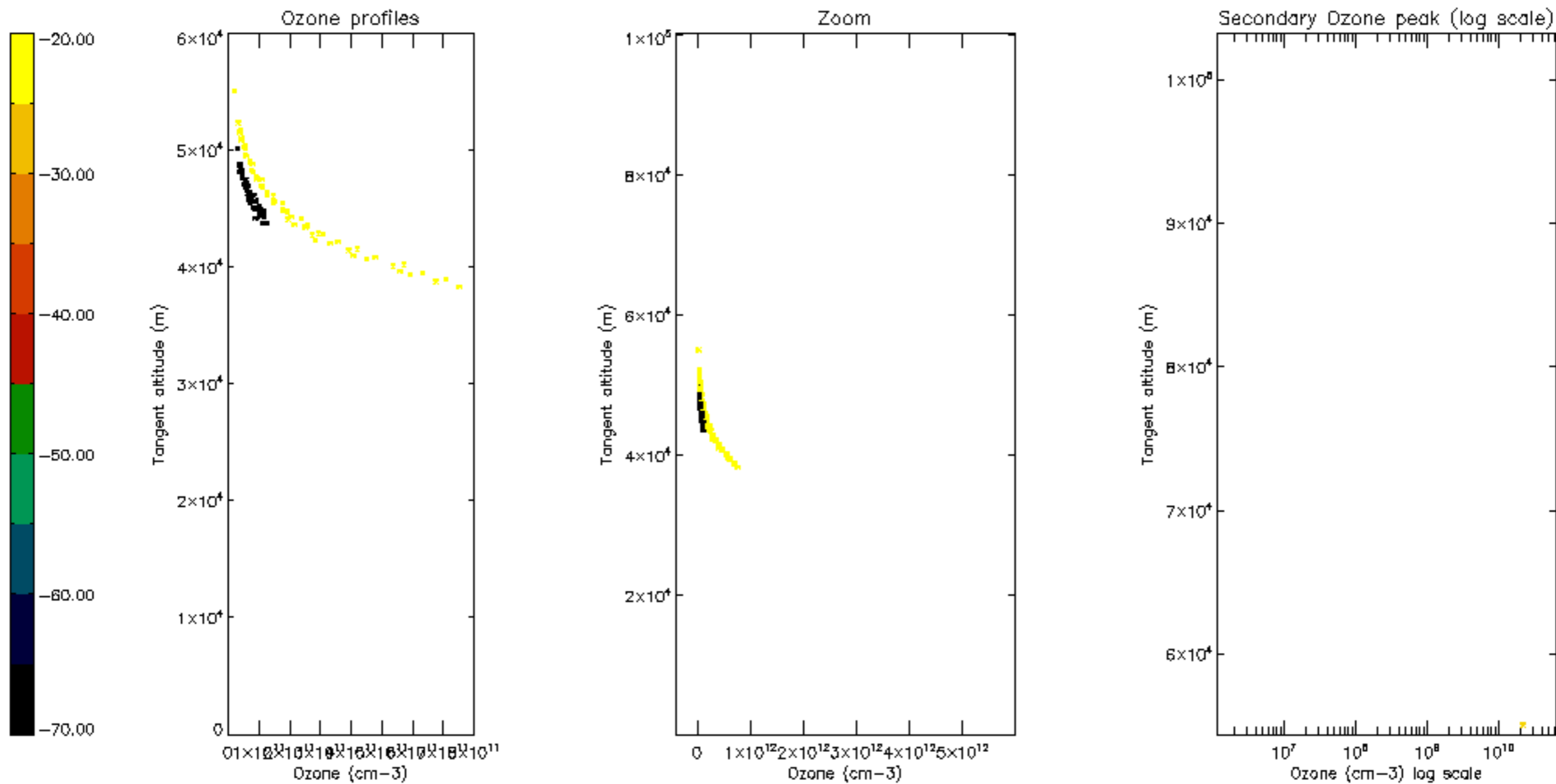


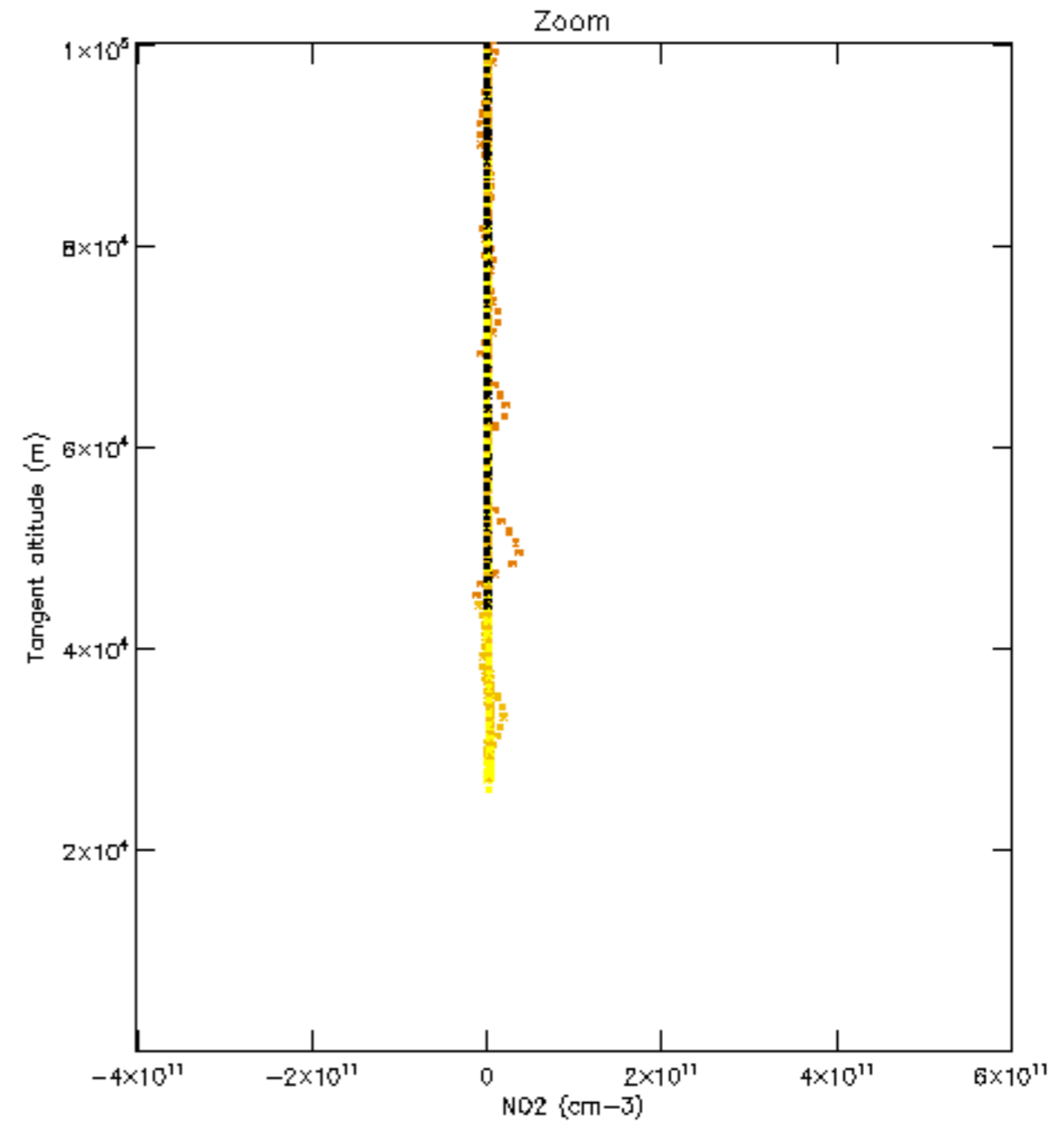
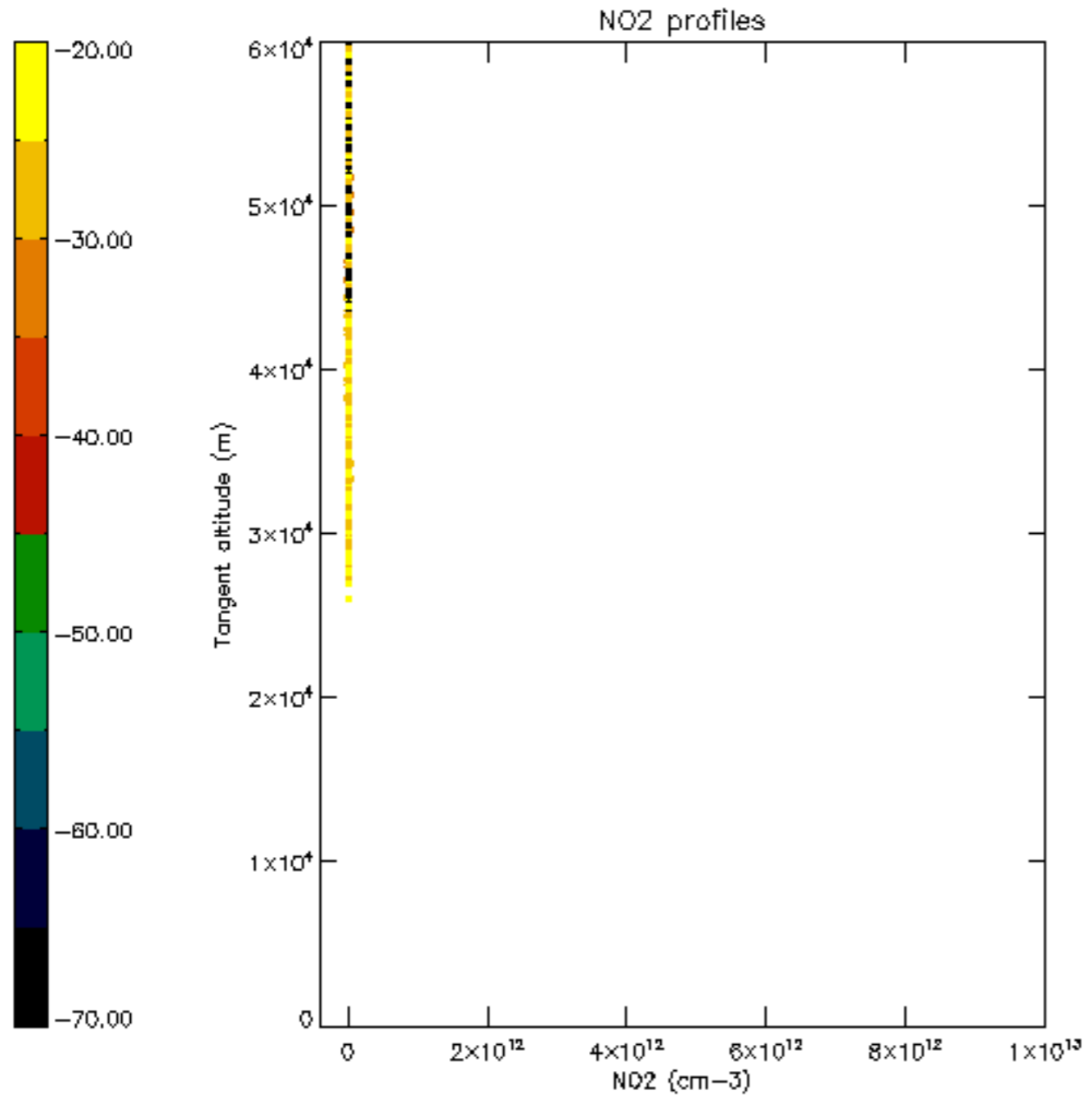


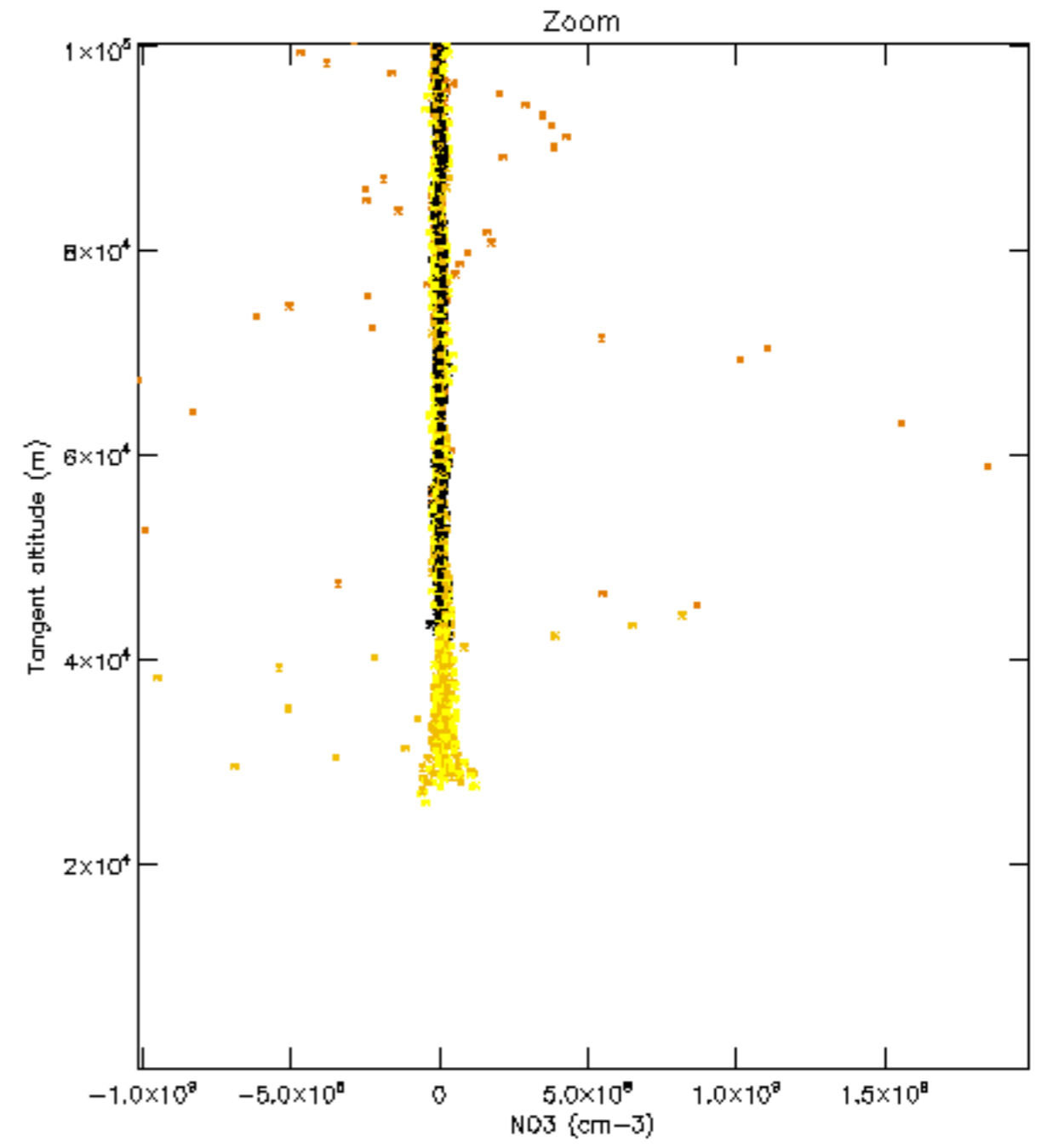
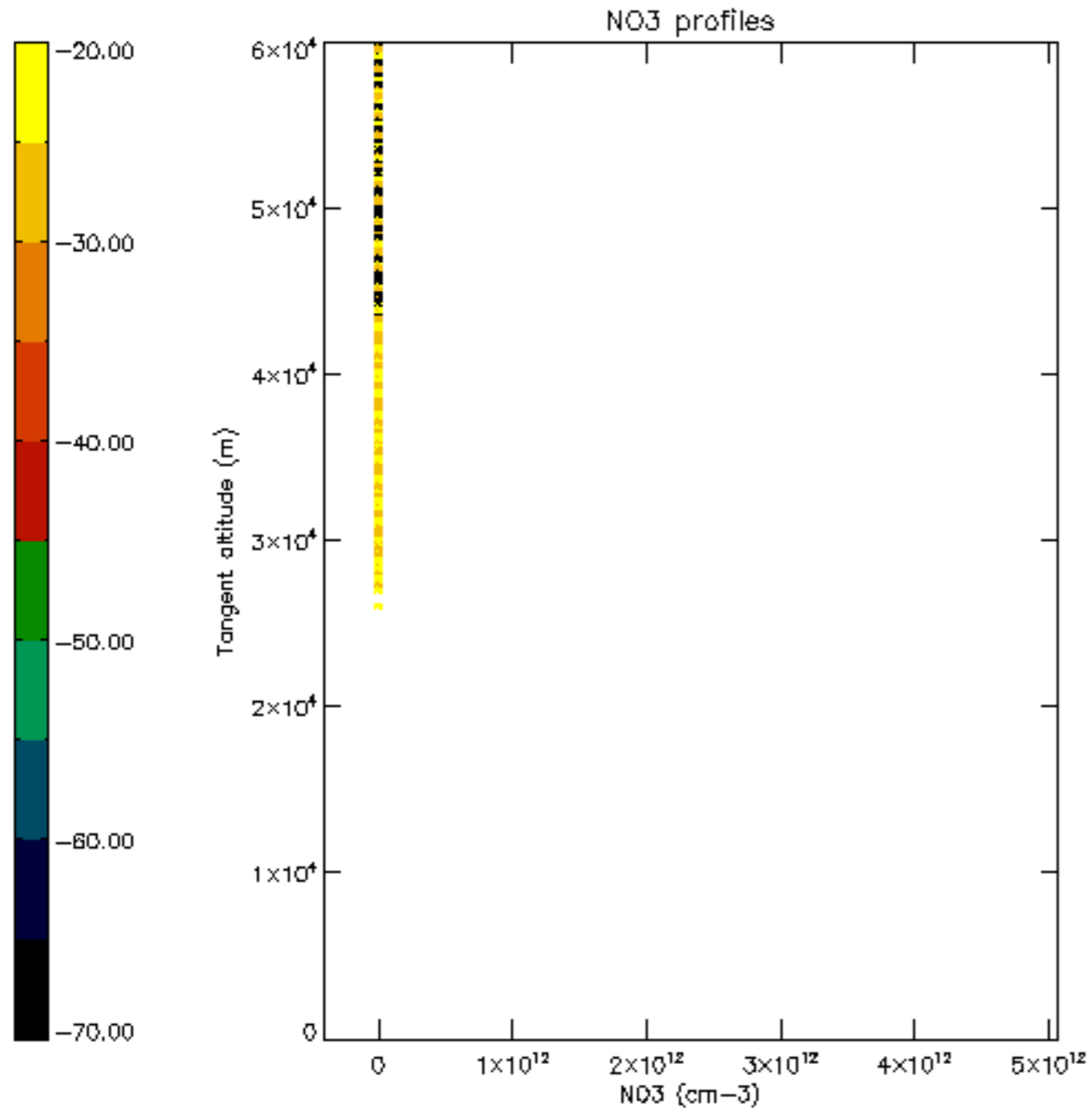


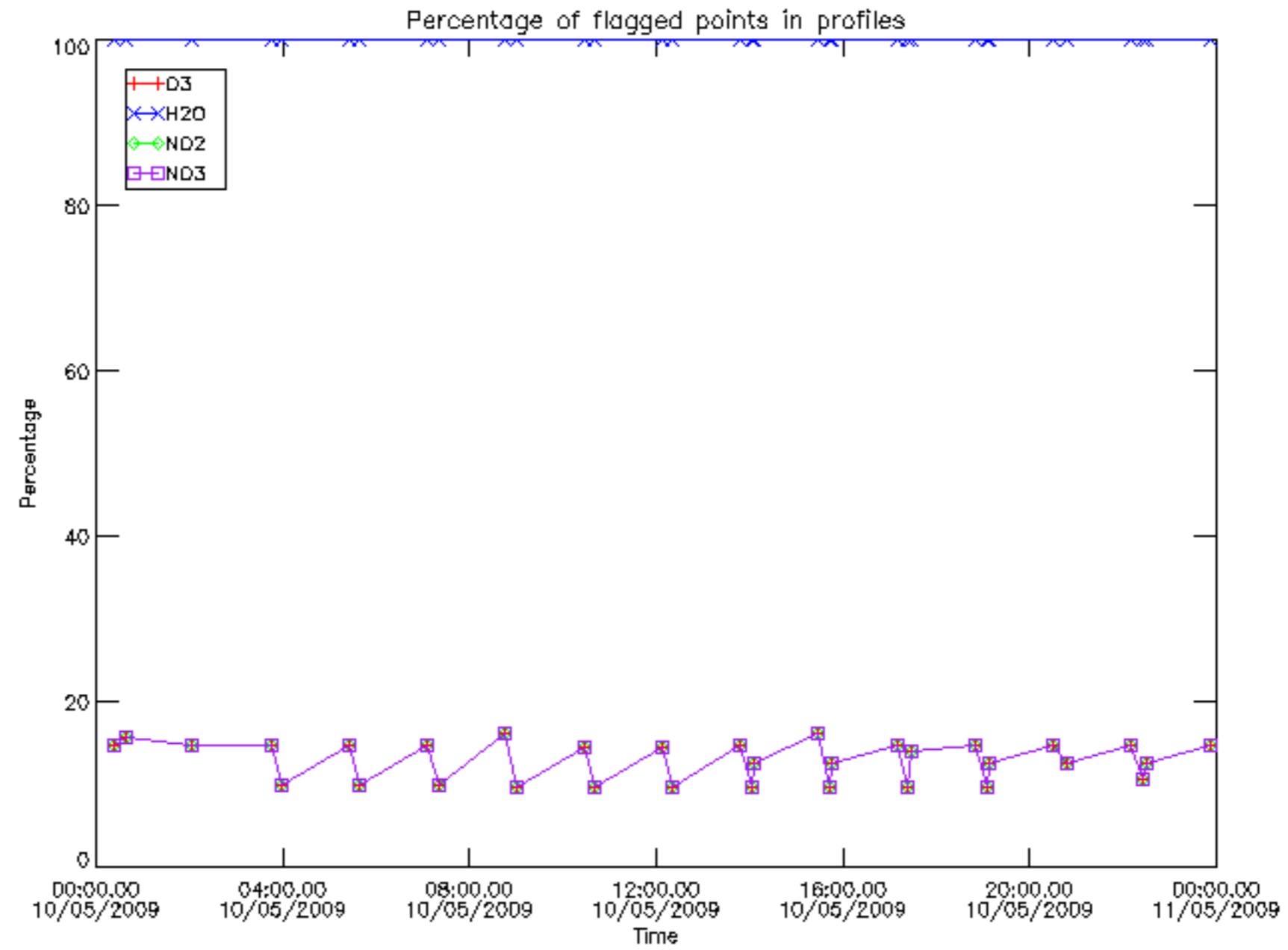




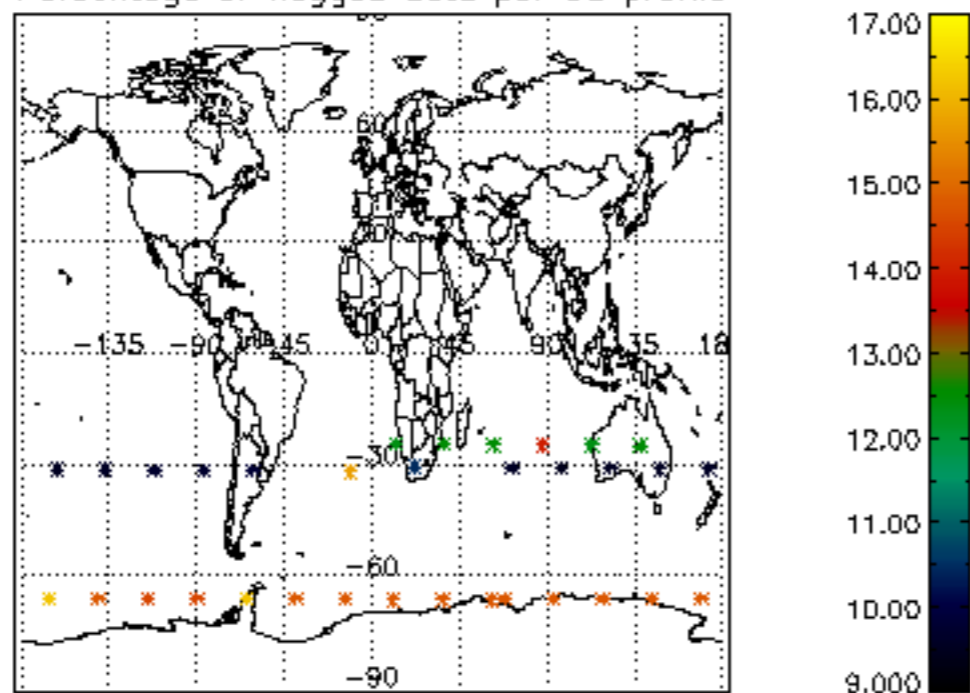




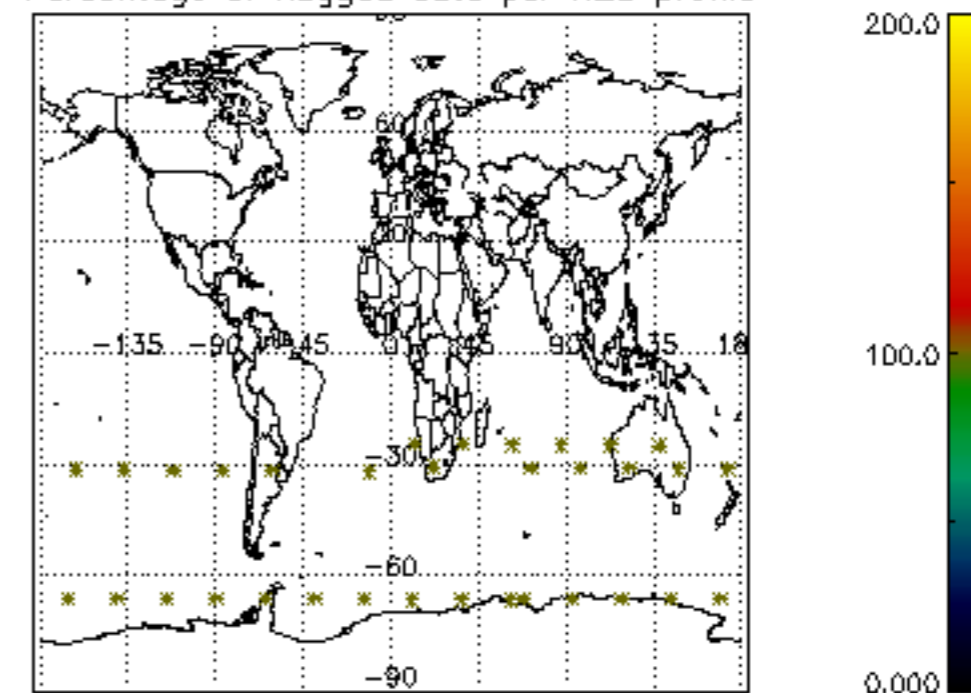




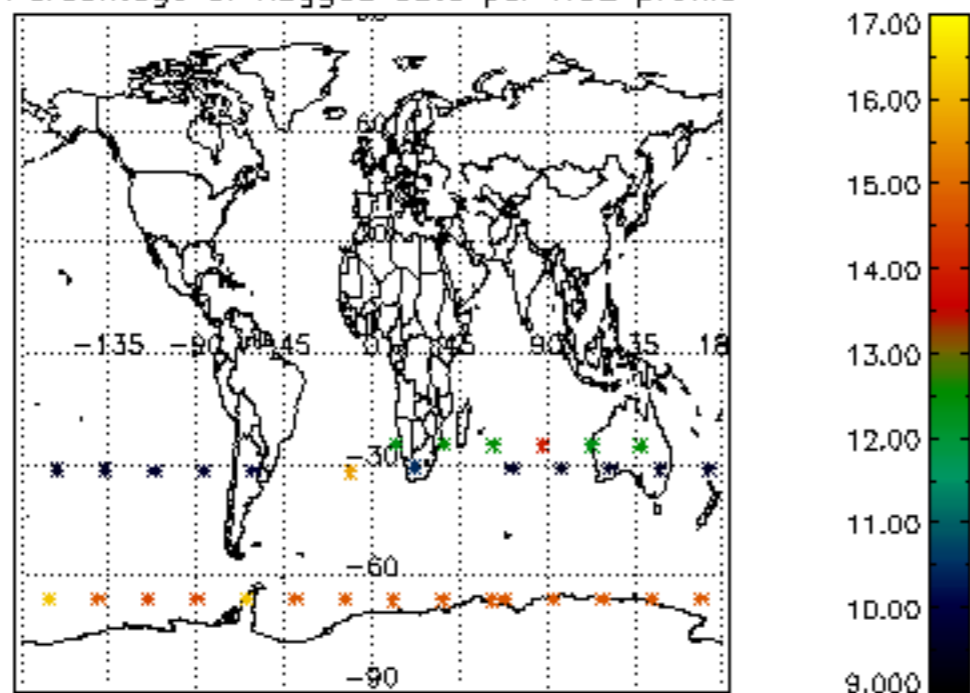
Percentage of flagged data per D3 profile



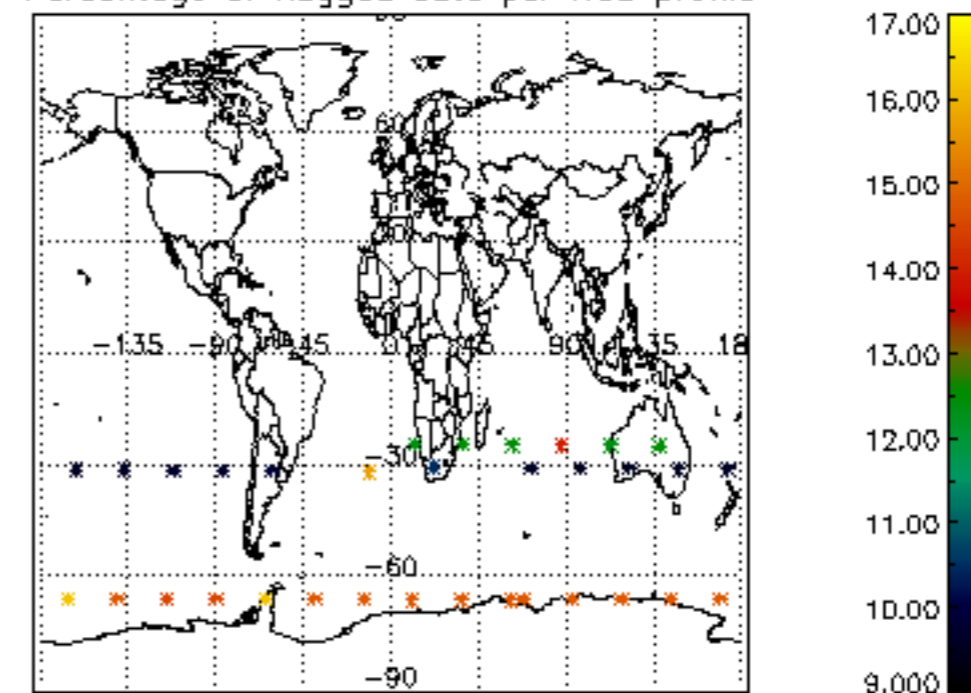
Percentage of flagged data per H2O profile



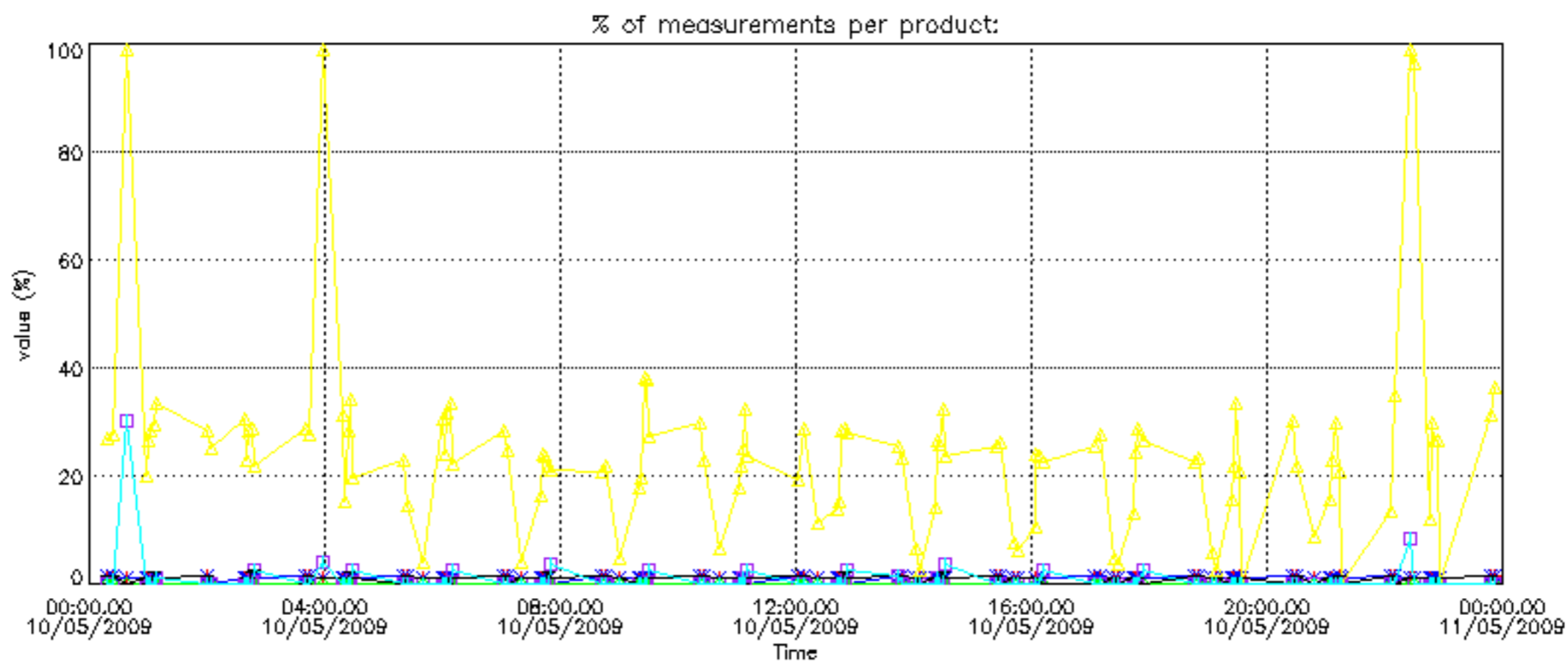
Percentage of flagged data per NO2 profile



Percentage of flagged data per NO3 profile

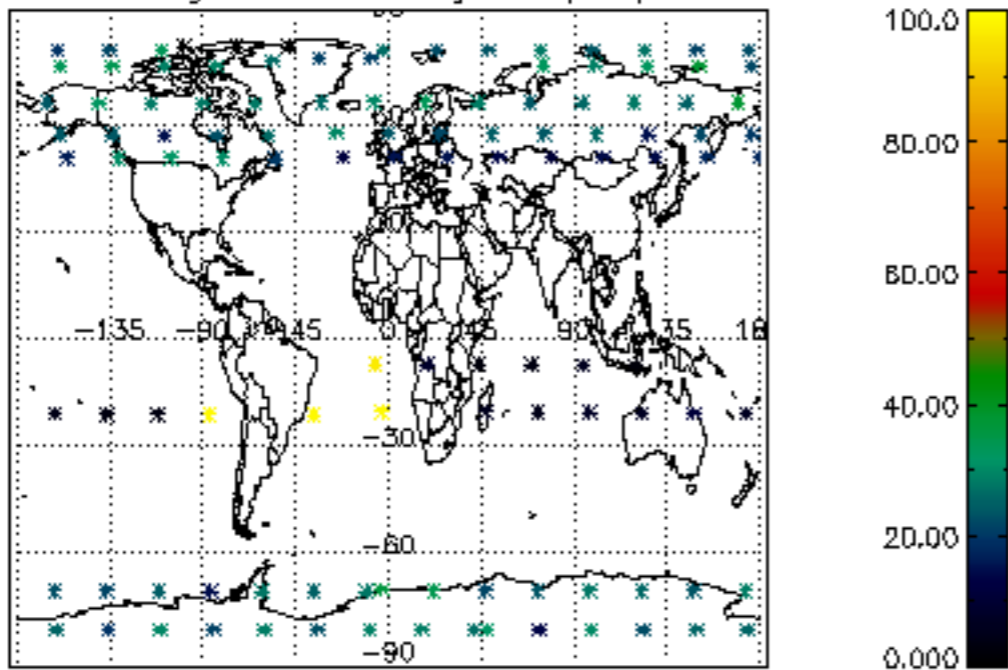




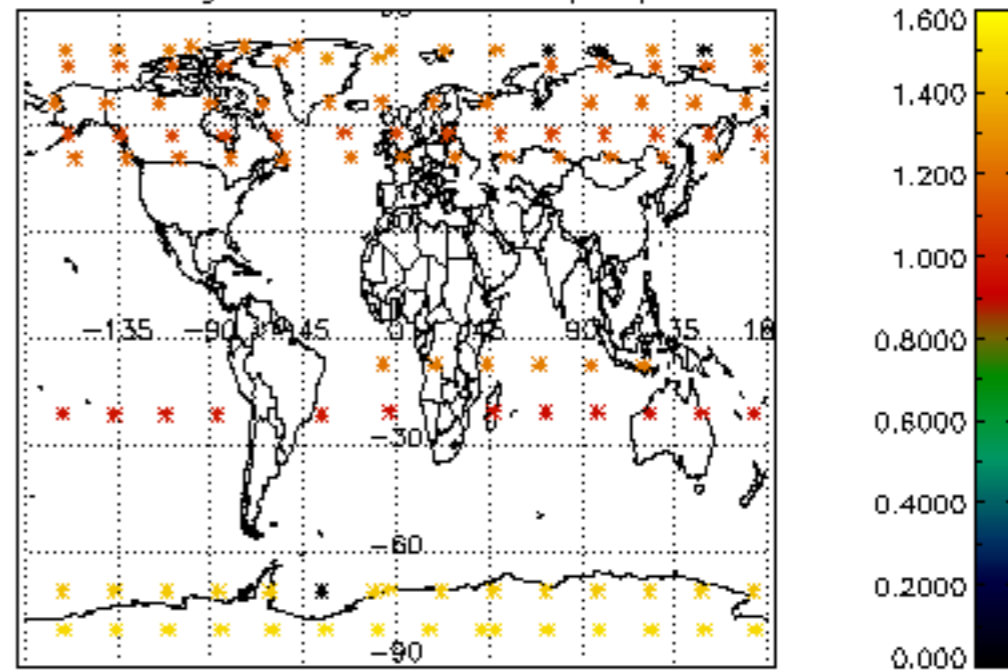




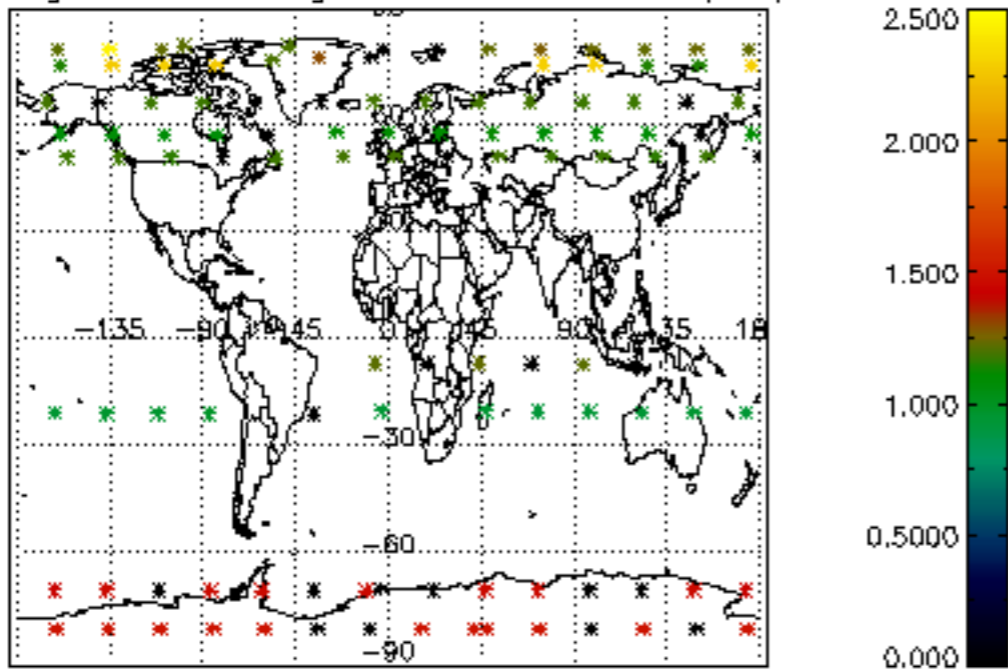
Percentage of cosmic ray hits per profile



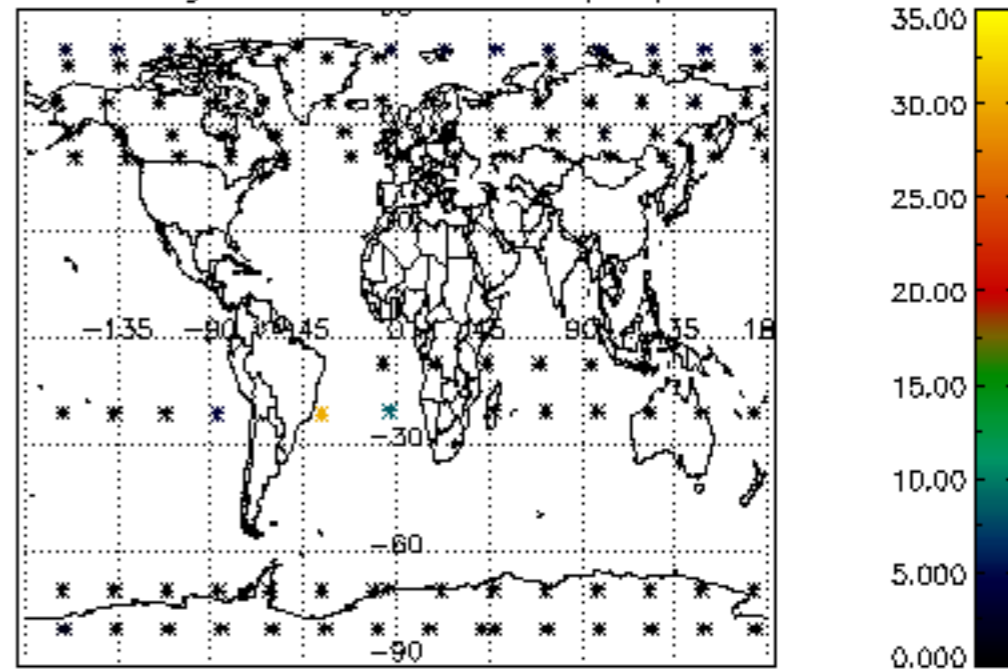
Percentage of datation errors per profile



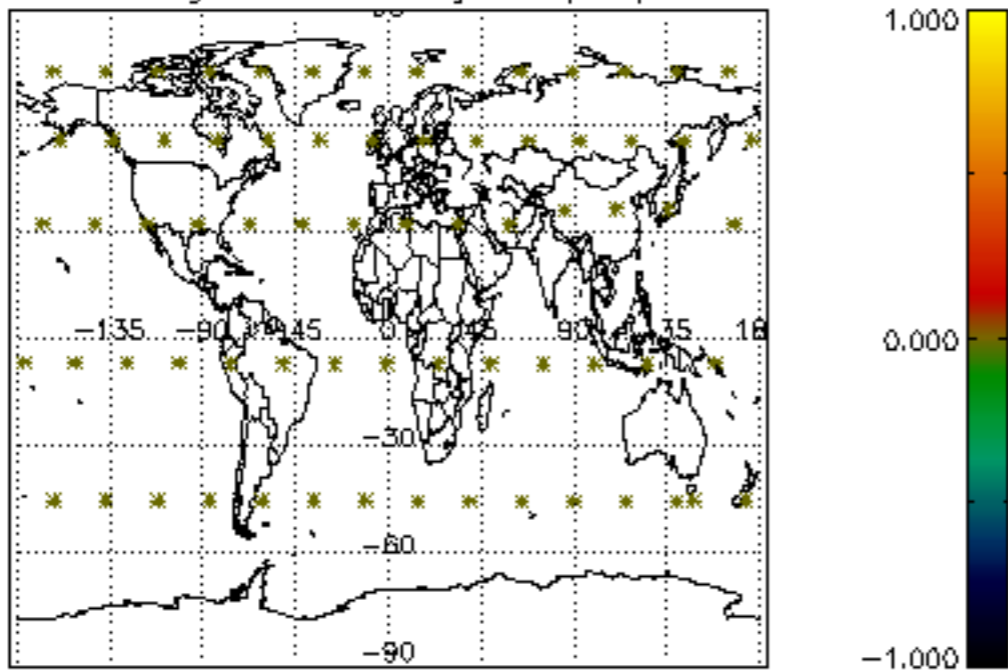
Percentage of star falling outside central band per profile



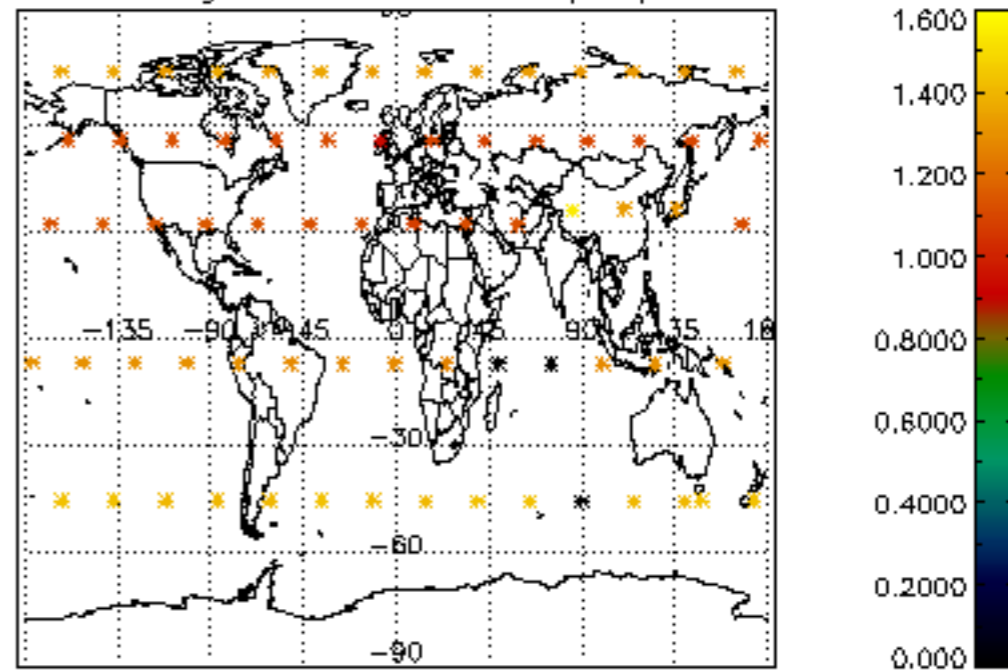
Percentage of saturation errors per profile



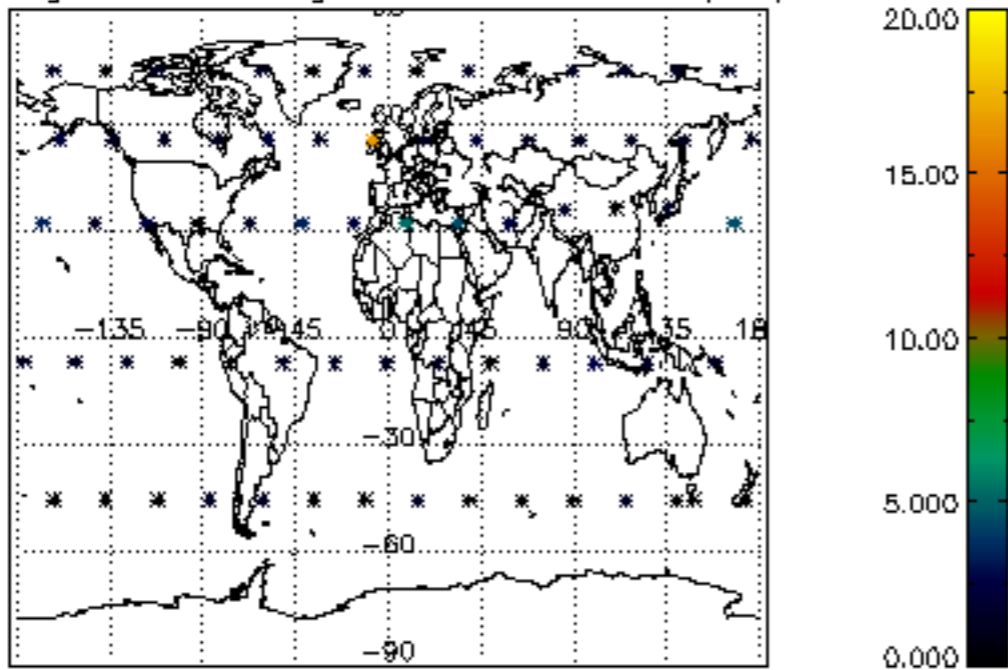
Percentage of cosmic ray hits per profile



Percentage of datation errors per profile



Percentage of star falling outside central band per profile



Percentage of saturation errors per profile

