

GOMOS Level 2 Daily Report

SUMMARY

[1. General Info](#)

[2. Summary of processed GOM_NL_2P products](#)

[3. Level 2 Quality information per product](#)

[3.1 Plot of level 2 quality information per product \(time dependant\)](#)

[3.2 Plot of level 2 quality information per product \(world map\)](#)

[4. Level 1 Quality information per product \(stored on level 2 products\)](#)

[4.1 Plot of level 1 quality information per product \(time dependant\)](#)

[4.1.1 Plot of level 1 quality information per product \(time dependant\): ASCENDING](#)

[4.1.2 Plot of level 1 quality information per product \(time dependant\): DESCENDING](#)

[4.2 Plot of level 1 quality information per product \(world map\)](#)

[4.2.1 Plot of level 1 quality information per product \(world map\): ASCENDING](#)

[4.2.2 Plot of level 1 quality information per product \(world map\): DESCENDING](#)

[5. Ozone profiles based on quality statistics and other trace gas profiles](#)

[5.1 Ozone statistics based on quality of products](#)

[5.2 Plot ozone profiles for all STD \(dark without errors\)](#)

[5.3 Plot ozone profiles where STD < 20% \(dark without errors\)](#)

[5.4. Plot ozone profiles where STD < 10% \(dark without errors\)](#)

[5.5. Plot ozone profiles where STD < 5% \(dark without errors\)](#)

[5.6 Plot NO2 profiles for all STD \(dark without errors\)](#)

[5.7 Plot NO3 profiles for all STD \(dark without errors\)](#)

[5.8 Plot H2O profiles \(only for occultations of stars 1,2,3,4,13,14,16,26,63 dark without errors\) for all STD](#)

[6. Auxiliary Data Files used for the production reported in section 2](#)

This report presents the daily analysis on parameters extracted from GOMOS level 2 data (GOM_NL__2P). It is intended to monitor some important parameters that will impact the quality of these products. A list of level 2 products (and content) that have arrived during the reporting day to the PCF is also given.

Item	Value
Time of report generation	26APR2013 09:18:38
Data source version	GOMOS/6.01
Start time of products	06-05-2009 (06MAY2009 00:00:00)
Stop time of products	07-05-2009 (07MAY2009 00:00:00)
Store outputs in DB	Yes
Nb of level 2 prods	179
Nb of prods with errors	0

2. Summary of processed GOM_NL__2P products.

Nr	Filename	UTC Start time	Limb	Duration	Star Id	Star Name	Star Mag	Star Temp	Nb Meas	Orbit	Prod. error
1	GOM_NL__2PRFIN20090506_000856_000000412078_00417_37545_2752.N1	06-MAY-2009 00:08:56	Bright	41.000	83		2.3780	11000.	82	37545	No
2	GOM_NL__2PRFIN20090506_001204_000000392078_00417_37545_2753.N1	06-MAY-2009 00:12:04	Bright	39.000	180	27Gam Boo	3.0400	8000.0	78	37545	No
3	GOM_NL__2PRFIN20090506_002120_000000422078_00417_37545_2754.N1	06-MAY-2009 00:21:20	Bright	42.000	119	14Eta Dra	2.7270	4700.0	84	37545	No
4	GOM_NL__2PRFIN20090506_003159_000000372078_00417_37545_2755.N1	06-MAY-2009 00:31:59	Bright	36.500	89	5Alp Cep	2.4510	8000.0	73	37545	No
5	GOM_NL__2PRFIN20090506_004424_000000342078_00417_37545_2756.N1	06-MAY-2009 00:44:24	Twilight	34.000	93	53Bet Peg	2.5200	3100.0	68	37545	No
6	GOM_NL__2PRFIN20090506_004833_000000352078_00417_37545_2757.N1	06-MAY-2009 00:48:33	Dark	34.500	90	54Alp Peg	2.4870	11000.	69	37545	No
7	GOM_NL__2PRFIN20090506_012239_000000482078_00418_37546_2763.N1	06-MAY-2009 01:22:39	Straylight	47.500	40	The Sco	1.8590	7100.0	95	37546	No
8	GOM_NL__2PRFIN20090506_012429_000000522078_00418_37546_2764.N1	06-MAY-2009 01:24:29	Straylight	51.500	25	35Lam Sco	1.6200	28000.	103	37546	No
9	GOM_NL__2PRFIN20090506_012719_000000482078_00418_37546_2765.N1	06-MAY-2009 01:27:19	Straylight	47.500	75	26Eps Sco	2.2910	4250.0	95	37546	No
10	GOM_NL__2PRFIN20090506_013049_000000502078_00418_37546_2766.N1	06-MAY-2009 01:30:49	Twilight	49.500	16	21Alp Sco	1.0200	3000.0	99	37546	No
11	GOM_NL__2PRFIN20090506_013251_000000462078_00418_37546_2767.N1	06-MAY-2009 01:32:51	Twilight	46.000	80	7Del Sco	2.3160	30000.	92	37546	No
12	GOM_NL__2PRFIN20090506_013755_000000432078_00418_37546_2768.N1	06-MAY-2009 01:37:55	Bright	43.000	104	27Bet Lib	2.6140	13100.	86	37546	No
13	GOM_NL__2PRFIN20090506_014932_000000432078_00418_37546_2769.N1	06-MAY-2009 01:49:32	Bright	42.500	83		2.3780	11000.	85	37546	No
14	GOM_NL__2PRFIN20090506_015107_000000492078_00418_37546_2770.N1	06-MAY-2009 01:51:07	Bright	49.000	67	5Alp CrB	2.2210	11000.	98	37546	No
15	GOM_NL__2PRFIN20090506_020156_000000432078_00418_37546_2771.N1	06-MAY-2009 02:01:56	Bright	42.500	119	14Eta Dra	2.7270	4700.0	85	37546	No
16	GOM_NL__2PRFIN20090506_021234_000000372078_00418_37546_2772.N1	06-MAY-2009 02:12:34	Bright	36.500	89	5Alp Cep	2.4510	8000.0	73	37546	No
17	GOM_NL__2PRFIN20090506_022500_000000342078_00418_37546_2773.N1	06-MAY-2009 02:25:00	Twilight	34.000	93	53Bet Peg	2.5200	3100.0	68	37546	No
18	GOM_NL__2PRFIN20090506_022909_000000352078_00418_37546_2774.N1	06-MAY-2009 02:29:09	Dark	34.500	90	54Alp Peg	2.4870	11000.	69	37546	No
19	GOM_NL__2PRFIN20090506_030316_000000482078_00419_37547_2779.N1	06-MAY-2009 03:03:16	Straylight	47.500	40	The Sco	1.8590	7100.0	95	37547	No
20	GOM_NL__2PRFIN20090506_030505_000000522078_00419_37547_2780.N1	06-MAY-2009 03:05:05	Straylight	51.500	25	35Lam Sco	1.6200	28000.	103	37547	No
21	GOM_NL__2PRFIN20090506_030755_000000482078_00419_37547_2781.N1	06-MAY-2009 03:07:55	Straylight	48.000	75	26Eps Sco	2.2910	4250.0	96	37547	No
22	GOM_NL__2PRFIN20090506_031125_000000502078_00419_37547_2782.N1	06-MAY-2009 03:11:25	Twilight	50.000	16	21Alp Sco	1.0200	3000.0	100	37547	No
23	GOM_NL__2PRFIN20090506_031327_000000462078_00419_37547_2783.N1	06-MAY-2009 03:13:27	Twilight	46.000	80	7Del Sco	2.3160	30000.	92	37547	No
24	GOM_NL__2PRFIN20090506_031831_000000432078_00419_37547_2784.N1	06-MAY-2009 03:18:31	Bright	43.000	104	27Bet Lib	2.6140	13100.	86	37547	No
25	GOM_NL__2PRFIN20090506_033008_000000432078_00419_37547_2785.N1	06-MAY-2009 03:30:08	Bright	43.000	83		2.3780	11000.	86	37547	No
26	GOM_NL__2PRFIN20090506_033143_000000492078_00419_37547_2786.N1	06-MAY-2009 03:31:43	Bright	49.000	67	5Alp CrB	2.2210	11000.	98	37547	No
27	GOM_NL__2PRFIN20090506_034231_000000422078_00419_37547_2787.N1	06-MAY-2009 03:42:31	Bright	42.000	119	14Eta Dra	2.7270	4700.0	84	37547	No
28	GOM_NL__2PRFIN20090506_035310_000000372078_00419_37547_2788.N1	06-MAY-2009 03:53:10	Bright	37.000	89	5Alp Cep	2.4510	8000.0	74	37547	No
29	GOM_NL__2PRFIN20090506_040536_000000342078_00419_37547_2789.N1	06-MAY-2009 04:05:36	Twilight	34.000	93	53Bet Peg	2.5200	3100.0	68	37547	No
30	GOM_NL__2PRFIN20090506_040945_000000352078_00419_37547_2790.N1	06-MAY-2009 04:09:45	Dark	35.000	90	54Alp Peg	2.4870	11000.	70	37547	No
31	GOM_NL__2PRFIN20090506_044352_000000482078_00420_37548_2793.N1	06-MAY-2009 04:43:52	Straylight	48.000	40	The Sco	1.8590	7100.0	96	37548	No
32	GOM_NL__2PRFIN20090506_044542_000000522078_00420_37548_2794.N1	06-MAY-2009 04:45:42	Straylight	51.500	25	35Lam Sco	1.6200	28000.	103	37548	No
33	GOM_NL__2PRFIN20090506_044832_000000482078_00420_37548_2795.N1	06-MAY-2009 04:48:32	Straylight	48.000	75	26Eps Sco	2.2910	4250.0	96	37548	No
34	GOM_NL__2PRFIN20090506_045202_000000502078_00420_37548_2796.N1	06-MAY-2009 04:52:02	Twilight	50.000	16	21Alp Sco	1.0200	3000.0	100	37548	No
35	GOM_NL__2PRFIN20090506_045403_000000462078_00420_37548_2797.N1	06-MAY-2009 04:54:03	Twilight	46.000	80	7Del Sco	2.3160	30000.	92	37548	No
36	GOM_NL__2PRFIN20090506_045906_000000442078_00420_37548_2798.N1	06-MAY-2009 04:59:06	Bright	44.000	104	27Bet Lib	2.6140	13100.	88	37548	No
37	GOM_NL__2PRFIN20090506_051044_000000432078_00420_37548_2799.N1	06-MAY-2009 05:10:44	Bright	42.500	83		2.3780	11000.	85	37548	No
38	GOM_NL__2PRFIN20090506_051218_000000512078_00420_37548_2800.N1	06-MAY-2009 05:12:18	Bright	51.000	67	5Alp CrB	2.2210	11000.	102	37548	No
39	GOM_NL__2PRFIN20090506_052307_000000422078_00420_37548_2801.N1	06-MAY-2009 05:23:07	Bright	41.500	119	14Eta Dra	2.7270	4700.0	83	37548	No
40	GOM_NL__2PRFIN20090506_053346_000000372078_00420_37548_2802.N1	06-MAY-2009 05:33:46	Bright	36.500	89	5Alp Cep	2.4510	8000.0	73	37548	No
41	GOM_NL__2PRFIN20090506_054612_000000342078_00420_37548_2803.N1	06-MAY-2009 05:46:12	Twilight	34.000	93	53Bet Peg	2.5200	3100.0	68	37548	No
42	GOM_NL__2PRFIN20090506_055022_000000352078_00420_37548_2804.N1	06-MAY-2009 05:50:22	Dark	35.000	90	54Alp Peg	2.4870	11000.	70	37548	No

43	GOM_NL__2PRFIN20090506_062429_000000482078_00421_37549_2804.N1	06-MAY-2009 06:24:29	Straylight	48.000	40	The Sco	1.8590	7100.0	96	37549	No
44	GOM_NL__2PRFIN20090506_062619_000000512078_00421_37549_2805.N1	06-MAY-2009 06:26:19	Straylight	51.000	25	35Lam Sco	1.6200	28000.	102	37549	No
45	GOM_NL__2PRFIN20090506_062908_000000482078_00421_37549_2806.N1	06-MAY-2009 06:29:08	Straylight	47.500	75	26Eps Sco	2.2910	4250.0	95	37549	No
46	GOM_NL__2PRFIN20090506_063238_000000502078_00421_37549_2807.N1	06-MAY-2009 06:32:38	Tw_i_and_stray	50.000	16	21Alp Sco	1.0200	3000.0	100	37549	No
47	GOM_NL__2PRFIN20090506_063439_000000462078_00421_37549_2808.N1	06-MAY-2009 06:34:39	Tw_i_and_stray	46.000	80	7Del Sco	2.3160	30000.	92	37549	No
48	GOM_NL__2PRFIN20090506_063943_000000432078_00421_37549_2809.N1	06-MAY-2009 06:39:43	Bright	43.000	104	27Bet Lib	2.6140	13100.	86	37549	No
49	GOM_NL__2PRFIN20090506_065119_000000442078_00421_37549_2810.N1	06-MAY-2009 06:51:19	Bright	43.500	83		2.3780	11000.	87	37549	No
50	GOM_NL__2PRFIN20090506_065253_000000532078_00421_37549_2811.N1	06-MAY-2009 06:52:53	Bright	52.500	67	5Alp CrB	2.2210	11000.	105	37549	No
51	GOM_NL__2PRFIN20090506_070343_000000422078_00421_37549_2812.N1	06-MAY-2009 07:03:43	Bright	42.000	119	14Eta Dra	2.7270	4700.0	84	37549	No
52	GOM_NL__2PRFIN20090506_071421_000000372078_00421_37549_2813.N1	06-MAY-2009 07:14:21	Bright	37.000	89	5Alp Cep	2.4510	8000.0	74	37549	No
53	GOM_NL__2PRFIN20090506_072648_000000342078_00421_37549_2814.N1	06-MAY-2009 07:26:48	Tw_i_and_stray	34.000	93	53Bet Peg	2.5200	3100.0	68	37549	No
54	GOM_NL__2PRFIN20090506_073058_000000352078_00421_37549_2815.N1	06-MAY-2009 07:30:58	Dark	35.000	90	54Alp Peg	2.4870	11000.	70	37549	No
55	GOM_NL__2PRFIN20090506_080506_000000482078_00422_37550_2828.N1	06-MAY-2009 08:05:06	Straylight	47.500	40	The Sco	1.8590	7100.0	95	37550	No
56	GOM_NL__2PRFIN20090506_080656_000000522078_00422_37550_2829.N1	06-MAY-2009 08:06:56	Straylight	51.500	25	35Lam Sco	1.6200	28000.	103	37550	No
57	GOM_NL__2PRFIN20090506_080945_000000482078_00422_37550_2830.N1	06-MAY-2009 08:09:45	Straylight	47.500	75	26Eps Sco	2.2910	4250.0	95	37550	No
58	GOM_NL__2PRFIN20090506_081315_000000502078_00422_37550_2831.N1	06-MAY-2009 08:13:15	Tw_i_and_stray	49.500	16	21Alp Sco	1.0200	3000.0	99	37550	No
59	GOM_NL__2PRFIN20090506_081516_000000452078_00422_37550_2832.N1	06-MAY-2009 08:15:16	Tw_i_and_stray	45.000	80	7Del Sco	2.3160	30000.	90	37550	No
60	GOM_NL__2PRFIN20090506_082019_000000432078_00422_37550_2833.N1	06-MAY-2009 08:20:19	Bright	43.000	104	27Bet Lib	2.6140	13100.	86	37550	No
61	GOM_NL__2PRFIN20090506_083154_000000422078_00422_37550_2834.N1	06-MAY-2009 08:31:54	Bright	41.500	83		2.3780	11000.	83	37550	No
62	GOM_NL__2PRFIN20090506_083328_000000602078_00422_37550_2835.N1	06-MAY-2009 08:33:28	Bright	60.000	67	5Alp CrB	2.2210	11000.	120	37550	No
63	GOM_NL__2PRFIN20090506_084417_000000422078_00422_37550_2836.N1	06-MAY-2009 08:44:17	Bright	42.000	119	14Eta Dra	2.7270	4700.0	84	37550	No
64	GOM_NL__2PRFIN20090506_085457_000000372078_00422_37550_2837.N1	06-MAY-2009 08:54:57	Bright	36.500	89	5Alp Cep	2.4510	8000.0	73	37550	No
65	GOM_NL__2PRFIN20090506_090724_000000342078_00422_37550_2838.N1	06-MAY-2009 09:07:24	Tw_i_and_stray	34.000	93	53Bet Peg	2.5200	3100.0	68	37550	No
66	GOM_NL__2PRFIN20090506_091134_000000352078_00422_37550_2839.N1	06-MAY-2009 09:11:34	Dark	35.000	90	54Alp Peg	2.4870	11000.	70	37550	No
67	GOM_NL__2PRFIN20090506_091901_000000482078_00422_37550_2840.N1	06-MAY-2009 09:19:01	Dark	48.000	162	34Alp Aqr	2.9440	5350.0	96	37550	No
68	GOM_NL__2PRFIN20090506_094543_000000482078_00423_37551_2842.N1	06-MAY-2009 09:45:43	Straylight	47.500	40	The Sco	1.8590	7100.0	95	37551	No
69	GOM_NL__2PRFIN20090506_094732_000000512078_00423_37551_2843.N1	06-MAY-2009 09:47:32	Straylight	51.000	25	35Lam Sco	1.6200	28000.	102	37551	No
70	GOM_NL__2PRFIN20090506_095021_000000482078_00423_37551_2844.N1	06-MAY-2009 09:50:21	Straylight	47.500	75	26Eps Sco	2.2910	4250.0	95	37551	No
71	GOM_NL__2PRFIN20090506_095351_000000502078_00423_37551_2845.N1	06-MAY-2009 09:53:51	Tw_i_and_stray	49.500	16	21Alp Sco	1.0200	3000.0	99	37551	No
72	GOM_NL__2PRFIN20090506_095552_000000462078_00423_37551_2846.N1	06-MAY-2009 09:55:52	Tw_i_and_stray	45.500	80	7Del Sco	2.3160	30000.	91	37551	No
73	GOM_NL__2PRFIN20090506_100055_000000432078_00423_37551_2847.N1	06-MAY-2009 10:00:55	Bright	43.000	104	27Bet Lib	2.6140	13100.	86	37551	No
74	GOM_NL__2PRFIN20090506_101230_000000422078_00423_37551_2848.N1	06-MAY-2009 10:12:30	Bright	42.000	83		2.3780	11000.	84	37551	No
75	GOM_NL__2PRFIN20090506_101403_000000482078_00423_37551_2849.N1	06-MAY-2009 10:14:03	Bright	47.500	67	5Alp CrB	2.2210	11000.	95	37551	No
76	GOM_NL__2PRFIN20090506_102452_000000432078_00423_37551_2850.N1	06-MAY-2009 10:24:52	Bright	42.500	119	14Eta Dra	2.7270	4700.0	85	37551	No
77	GOM_NL__2PRFIN20090506_103532_000000372078_00423_37551_2851.N1	06-MAY-2009 10:35:32	Bright	37.000	89	5Alp Cep	2.4510	8000.0	74	37551	No
78	GOM_NL__2PRFIN20090506_104800_000000342078_00423_37551_2852.N1	06-MAY-2009 10:48:00	Tw_i_and_stray	34.000	93	53Bet Peg	2.5200	3100.0	68	37551	No
79	GOM_NL__2PRFIN20090506_105210_000000352078_00423_37551_2853.N1	06-MAY-2009 10:52:10	Dark	35.000	90	54Alp Peg	2.4870	11000.	70	37551	No
80	GOM_NL__2PRFIN20090506_105938_000000482078_00423_37551_2854.N1	06-MAY-2009 10:59:38	Dark	48.000	162	34Alp Aqr	2.9440	5350.0	96	37551	No
81	GOM_NL__2PRFIN20090506_112619_000000472078_00424_37552_2869.N1	06-MAY-2009 11:26:19	Straylight	47.000	40	The Sco	1.8590	7100.0	94	37552	No
82	GOM_NL__2PRFIN20090506_112809_000000522078_00424_37552_2870.N1	06-MAY-2009 11:28:09	Straylight	51.500	25	35Lam Sco	1.6200	28000.	103	37552	No
83	GOM_NL__2PRFIN20090506_113058_000000482078_00424_37552_2871.N1	06-MAY-2009 11:30:58	Straylight	47.500	75	26Eps Sco	2.2910	4250.0	95	37552	No
84	GOM_NL__2PRFIN20090506_113427_000000502078_00424_37552_2872.N1	06-MAY-2009 11:34:27	Tw_i_and_stray	49.500	16	21Alp Sco	1.0200	3000.0	99	37552	No
85	GOM_NL__2PRFIN20090506_113628_000000452078_00424_37552_2873.N1	06-MAY-2009 11:36:28	Tw_i_and_stray	45.000	80	7Del Sco	2.3160	30000.	90	37552	No
86	GOM_NL__2PRFIN20090506_114131_000000432078_00424_37552_2874.N1	06-MAY-2009 11:41:31	Bright	43.000	104	27Bet Lib	2.6140	13100.	86	37552	No
87	GOM_NL__2PRFIN20090506_115305_000000422078_00424_37552_2875.N1	06-MAY-2009 11:53:05	Bright	41.500	83		2.3780	11000.	83	37552	No
88	GOM_NL__2PRFIN20090506_115438_000000502078_00424_37552_2876.N1	06-MAY-2009 11:54:38	Bright	49.500	67	5Alp CrB	2.2210	11000.	99	37552	No
89	GOM_NL__2PRFIN20090506_120528_000000432078_00424_37552_2877.N1	06-MAY-2009 12:05:28	Bright	42.500	119	14Eta Dra	2.7270	4700.0	85	37552	No
90	GOM_NL__2PRFIN20090506_121608_000000372078_00424_37552_2878.N1	06-MAY-2009 12:16:08	Bright	36.500	89	5Alp Cep	2.4510	8000.0	73	37552	No
91	GOM_NL__2PRFIN20090506_122837_000000342078_00424_37552_2879.N1	06-MAY-2009 12:28:37	Tw_i_and_stray	34.000	93	53Bet Peg	2.5200	3100.0	68	37552	No
92	GOM_NL__2PRFIN20090506_123247_000000352078_00424_37552_2880.N1	06-MAY-2009 12:32:47	Dark	35.000	90	54Alp Peg	2.4870	11000.	70	37552	No
93	GOM_NL__2PRFIN20090506_124015_000000492078_00424_37552_2881.N1	06-MAY-2009 12:40:15	Dark	48.500	162	34Alp Aqr	2.9440	5350.0	97	37552	No
94	GOM_NL__2PRFIN20090506_130656_000000472078_00425_37553_2883.N1	06-MAY-2009 13:06:56	Straylight	47.000	40	The Sco	1.8590	7100.0	94	37553	No
95	GOM_NL__2PRFIN20090506_130846_000000522078_00425_37553_2884.N1	06-MAY-2009 13:08:46	Straylight	51.500	25	35Lam Sco	1.6200	28000.	103	37553	No
96	GOM_NL__2PRFIN20090506_131135_000000472078_00425_37553_2885.N1	06-MAY-2009 13:11:35	Straylight	47.000	75	26Eps Sco	2.2910	4250.0	94	37553	No
97	GOM_NL__2PRFIN20090506_131503_000000492078_00425_37553_2886.N1	06-MAY-2009 13:15:03	Tw_i_and_stray	49.000	16	21Alp Sco	1.0200	3000.0	98	37553	No
98	GOM_NL__2PRFIN20090506_131704_000000462078_00425_37553_2887.N1	06-MAY-2009 13:17:04	Tw_i_and_stray	45.500	80	7Del Sco	2.3160	30000.	91	37553	No
99	GOM_NL__2PRFIN20090506_132206_000000432078_00425_37553_2888.N1	06-MAY-2009 13:22:06	Bright	42.500	104	27Bet Lib	2.6140	13100.	85	37553	No
100	GOM_NL__2PRFIN20090506_133340_000000412078_00425_37553_2889.N1	06-MAY-2009 13:33:40	Bright	40.500	83		2.3780	11000.	81	37553	No
101	GOM_NL__2PRFIN20090506_133513_000000482078_00425_37553_2890.N1	06-MAY-2009 13:35:13	Bright	47.500	67	5Alp CrB	2.2210	11000.	95	37553	No

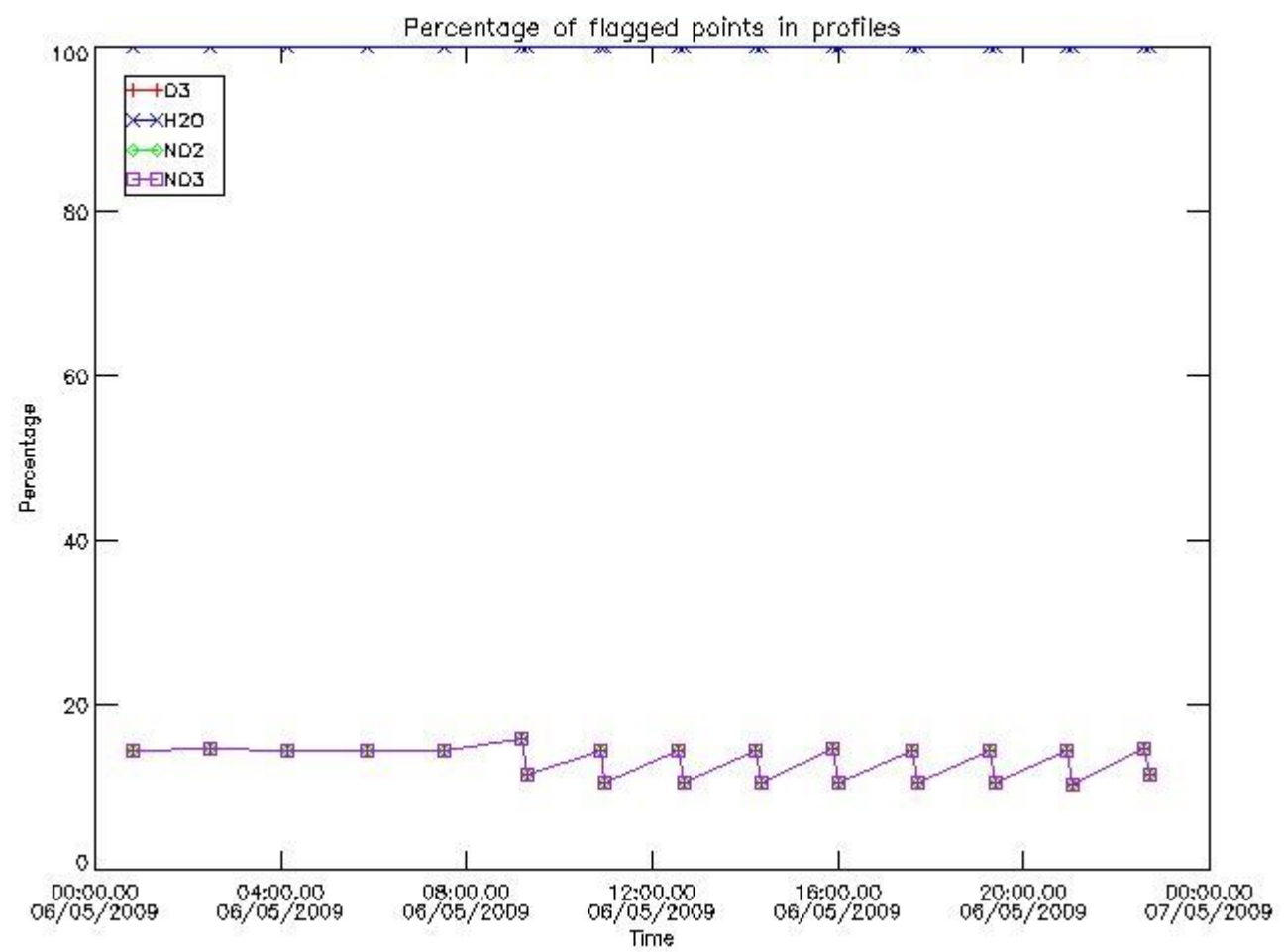
102	GOM_NL__2PRFIN20090506_135644_000000372078_00425_37553_2891.N1	06-MAY-2009 13:56:44	Bright	36.500	89	5Alp Cep	2.4510	8000.0	73	37553	No
103	GOM_NL__2PRFIN20090506_140913_000000352078_00425_37553_2892.N1	06-MAY-2009 14:09:13	Twilight	34.500	93	53Bet Peg	2.5200	3100.0	69	37553	No
104	GOM_NL__2PRFIN20090506_141323_000000352078_00425_37553_2893.N1	06-MAY-2009 14:13:23	Dark	35.000	90	54Alp Peg	2.4870	11000.	70	37553	No
105	GOM_NL__2PRFIN20090506_142052_000000482078_00425_37553_2894.N1	06-MAY-2009 14:20:52	Dark	48.000	162	34Alp Aqr	2.9440	5350.0	96	37553	No
106	GOM_NL__2PRFIN20090506_144733_000000472078_00426_37554_2894.N1	06-MAY-2009 14:47:33	Straylight	47.000	40	The Sco	1.8590	7100.0	94	37554	No
107	GOM_NL__2PRFIN20090506_144923_000000512078_00426_37554_2895.N1	06-MAY-2009 14:49:23	Straylight	51.000	25	35Lam Sco	1.6200	28000.	102	37554	No
108	GOM_NL__2PRFIN20090506_145211_000000472078_00426_37554_2896.N1	06-MAY-2009 14:52:11	Straylight	47.000	75	26Eps Sco	2.2910	4250.0	94	37554	No
109	GOM_NL__2PRFIN20090506_145540_000000492078_00426_37554_2897.N1	06-MAY-2009 14:55:40	Twilight	48.500	16	21Alp Sco	1.0200	3000.0	97	37554	No
110	GOM_NL__2PRFIN20090506_145740_000000462078_00426_37554_2898.N1	06-MAY-2009 14:57:40	Twilight	45.500	80	7Del Sco	2.3160	30000.	91	37554	No
111	GOM_NL__2PRFIN20090506_150242_000000452078_00426_37554_2899.N1	06-MAY-2009 15:02:42	Bright	45.000	104	27Bet Lib	2.6140	13100.	90	37554	No
112	GOM_NL__2PRFIN20090506_151417_000000402078_00426_37554_2900.N1	06-MAY-2009 15:14:17	Bright	40.000	83		2.3780	11000.	80	37554	No
113	GOM_NL__2PRFIN20090506_151549_000000492078_00426_37554_2901.N1	06-MAY-2009 15:15:49	Bright	49.000	67	5Alp CrB	2.2210	11000.	98	37554	No
114	GOM_NL__2PRFIN20090506_152639_000000402078_00426_37554_2902.N1	06-MAY-2009 15:26:39	Bright	40.000	119	14Eta Dra	2.7270	4700.0	80	37554	No
115	GOM_NL__2PRFIN20090506_153719_000000372078_00426_37554_2903.N1	06-MAY-2009 15:37:19	Bright	36.500	89	5Alp Cep	2.4510	8000.0	73	37554	No
116	GOM_NL__2PRFIN20090506_154949_000000342078_00426_37554_2904.N1	06-MAY-2009 15:49:49	Twilight	34.000	93	53Bet Peg	2.5200	3100.0	68	37554	No
117	GOM_NL__2PRFIN20090506_155400_000000352078_00426_37554_2905.N1	06-MAY-2009 15:54:00	Dark	34.500	90	54Alp Peg	2.4870	11000.	69	37554	No
118	GOM_NL__2PRFIN20090506_160129_000000492078_00426_37554_2906.N1	06-MAY-2009 16:01:29	Dark	48.500	162	34Alp Aqr	2.9440	5350.0	97	37554	No
119	GOM_NL__2PRFIN20090506_162810_000000472078_00427_37555_2911.N1	06-MAY-2009 16:28:10	Straylight	47.000	40	The Sco	1.8590	7100.0	94	37555	No
120	GOM_NL__2PRFIN20090506_163000_000000512078_00427_37555_2912.N1	06-MAY-2009 16:30:00	Straylight	51.000	25	35Lam Sco	1.6200	28000.	102	37555	No
121	GOM_NL__2PRFIN20090506_163248_000000472078_00427_37555_2913.N1	06-MAY-2009 16:32:48	Straylight	47.000	75	26Eps Sco	2.2910	4250.0	94	37555	No
122	GOM_NL__2PRFIN20090506_163616_000000502078_00427_37555_2914.N1	06-MAY-2009 16:36:16	Twilight	49.500	16	21Alp Sco	1.0200	3000.0	99	37555	No
123	GOM_NL__2PRFIN20090506_163817_000000452078_00427_37555_2915.N1	06-MAY-2009 16:38:17	Twilight	45.000	80	7Del Sco	2.3160	30000.	90	37555	No
124	GOM_NL__2PRFIN20090506_164318_000000422078_00427_37555_2916.N1	06-MAY-2009 16:43:18	Bright	42.000	104	27Bet Lib	2.6140	13100.	84	37555	No
125	GOM_NL__2PRFIN20090506_165452_000000432078_00427_37555_2917.N1	06-MAY-2009 16:54:52	Bright	43.000	83		2.3780	11000.	86	37555	No
126	GOM_NL__2PRFIN20090506_165624_000000482078_00427_37555_2918.N1	06-MAY-2009 16:56:24	Bright	48.000	67	5Alp CrB	2.2210	11000.	96	37555	No
127	GOM_NL__2PRFIN20090506_170714_000000432078_00427_37555_2919.N1	06-MAY-2009 17:07:14	Bright	43.000	119	14Eta Dra	2.7270	4700.0	86	37555	No
128	GOM_NL__2PRFIN20090506_171754_000000382078_00427_37555_2920.N1	06-MAY-2009 17:17:54	Bright	37.500	89	5Alp Cep	2.4510	8000.0	75	37555	No
129	GOM_NL__2PRFIN20090506_173025_000000342078_00427_37555_2921.N1	06-MAY-2009 17:30:25	Twilight	34.000	93	53Bet Peg	2.5200	3100.0	68	37555	No
130	GOM_NL__2PRFIN20090506_173436_000000352078_00427_37555_2922.N1	06-MAY-2009 17:34:36	Dark	35.000	90	54Alp Peg	2.4870	11000.	70	37555	No
131	GOM_NL__2PRFIN20090506_174206_000000492078_00427_37555_2923.N1	06-MAY-2009 17:42:06	Dark	48.500	162	34Alp Aqr	2.9440	5350.0	97	37555	No
132	GOM_NL__2PRFIN20090506_180847_000000472078_00428_37556_2926.N1	06-MAY-2009 18:08:47	Straylight	47.000	40	The Sco	1.8590	7100.0	94	37556	No
133	GOM_NL__2PRFIN20090506_181037_000000512078_00428_37556_2927.N1	06-MAY-2009 18:10:37	Straylight	51.000	25	35Lam Sco	1.6200	28000.	102	37556	No
134	GOM_NL__2PRFIN20090506_181324_000000482078_00428_37556_2928.N1	06-MAY-2009 18:13:24	Straylight	47.500	75	26Eps Sco	2.2910	4250.0	95	37556	No
135	GOM_NL__2PRFIN20090506_181652_000000492078_00428_37556_2929.N1	06-MAY-2009 18:16:52	Twilight	49.000	16	21Alp Sco	1.0200	3000.0	98	37556	No
136	GOM_NL__2PRFIN20090506_181853_000000462078_00428_37556_2930.N1	06-MAY-2009 18:18:53	Twilight	45.500	80	7Del Sco	2.3160	30000.	91	37556	No
137	GOM_NL__2PRFIN20090506_182354_000000452078_00428_37556_2931.N1	06-MAY-2009 18:23:54	Bright	45.000	104	27Bet Lib	2.6140	13100.	90	37556	No
138	GOM_NL__2PRFIN20090506_183527_000000422078_00428_37556_2932.N1	06-MAY-2009 18:35:27	Bright	41.500	83		2.3780	11000.	83	37556	No
139	GOM_NL__2PRFIN20090506_183659_000000502078_00428_37556_2933.N1	06-MAY-2009 18:36:59	Bright	49.500	67	5Alp CrB	2.2210	11000.	99	37556	No
140	GOM_NL__2PRFIN20090506_184750_000000422078_00428_37556_2934.N1	06-MAY-2009 18:47:50	Bright	42.000	119	14Eta Dra	2.7270	4700.0	84	37556	No
141	GOM_NL__2PRFIN20090506_185830_000000372078_00428_37556_2935.N1	06-MAY-2009 18:58:30	Bright	37.000	89	5Alp Cep	2.4510	8000.0	74	37556	No
142	GOM_NL__2PRFIN20090506_191101_000000352078_00428_37556_2936.N1	06-MAY-2009 19:11:01	Twilight	34.500	93	53Bet Peg	2.5200	3100.0	69	37556	No
143	GOM_NL__2PRFIN20090506_191512_000000352078_00428_37556_2937.N1	06-MAY-2009 19:15:12	Dark	35.000	90	54Alp Peg	2.4870	11000.	70	37556	No
144	GOM_NL__2PRFIN20090506_192243_000000492078_00428_37556_2938.N1	06-MAY-2009 19:22:43	Dark	48.500	162	34Alp Aqr	2.9440	5350.0	97	37556	No
145	GOM_NL__2PRFIN20090506_194923_000000472078_00429_37557_2945.N1	06-MAY-2009 19:49:23	Straylight	47.000	40	The Sco	1.8590	7100.0	94	37557	No
146	GOM_NL__2PRFIN20090506_195113_000000512078_00429_37557_2946.N1	06-MAY-2009 19:51:13	Straylight	51.000	25	35Lam Sco	1.6200	28000.	102	37557	No
147	GOM_NL__2PRFIN20090506_195401_000000482078_00429_37557_2947.N1	06-MAY-2009 19:54:01	Straylight	47.500	75	26Eps Sco	2.2910	4250.0	95	37557	No
148	GOM_NL__2PRFIN20090506_195729_000000492078_00429_37557_2948.N1	06-MAY-2009 19:57:29	Twilight	49.000	16	21Alp Sco	1.0200	3000.0	98	37557	No
149	GOM_NL__2PRFIN20090506_195929_000000452078_00429_37557_2949.N1	06-MAY-2009 19:59:29	Twilight	45.000	80	7Del Sco	2.3160	30000.	90	37557	No
150	GOM_NL__2PRFIN20090506_200430_000000442078_00429_37557_2950.N1	06-MAY-2009 20:04:30	Bright	43.500	104	27Bet Lib	2.6140	13100.	87	37557	No
151	GOM_NL__2PRFIN20090506_201603_000000412078_00429_37557_2951.N1	06-MAY-2009 20:16:03	Bright	40.500	83		2.3780	11000.	81	37557	No
152	GOM_NL__2PRFIN20090506_201734_000000512078_00429_37557_2952.N1	06-MAY-2009 20:17:34	Bright	50.500	67	5Alp CrB	2.2210	11000.	101	37557	No
153	GOM_NL__2PRFIN20090506_202825_000000422078_00429_37557_2953.N1	06-MAY-2009 20:28:25	Bright	42.000	119	14Eta Dra	2.7270	4700.0	84	37557	No
154	GOM_NL__2PRFIN20090506_203906_000000372078_00429_37557_2954.N1	06-MAY-2009 20:39:06	Bright	37.000	89	5Alp Cep	2.4510	8000.0	74	37557	No
155	GOM_NL__2PRFIN20090506_205137_000000352078_00429_37557_2955.N1	06-MAY-2009 20:51:37	Twilight	34.500	93	53Bet Peg	2.5200	3100.0	69	37557	No
156	GOM_NL__2PRFIN20090506_205548_000000352078_00429_37557_2956.N1	06-MAY-2009 20:55:48	Dark	34.500	90	54Alp Peg	2.4870	11000.	69	37557	No
157	GOM_NL__2PRFIN20090506_210320_000000492078_00429_37557_2957.N1	06-MAY-2009 21:03:20	Dark	49.000	162	34Alp Aqr	2.9440	5350.0	98	37557	No
158	GOM_NL__2PRFIN20090506_213000_000000482078_00430_37558_2963.N1	06-MAY-2009 21:30:00	Straylight	47.500	40	The Sco	1.8590	7100.0	95	37558	No
159	GOM_NL__2PRFIN20090506_213150_000000512078_00430_37558_2964.N1	06-MAY-2009 21:31:50	Straylight	50.500	25	35Lam Sco	1.6200	28000.	101	37558	No
160	GOM_NL__2PRFIN20090506_213437_000000482078_00430_37558_2965.N1	06-MAY-2009 21:34:37	Straylight	47.500	75	26Eps Sco	2.2910	4250.0	95	37558	No

161	GOM_NL__2PRFIN20090506_213805_000000502078_00430_37558_2966.N1	06-MAY-2009 21:38:05	Twilight	49.500	16	21Alp Sco	1.0200	3000.0	99	37558	No
162	GOM_NL__2PRFIN20090506_214005_000000452078_00430_37558_2967.N1	06-MAY-2009 21:40:05	Twilight	45.000	80	7Del Sco	2.3160	30000.	90	37558	No
163	GOM_NL__2PRFIN20090506_214506_000000432078_00430_37558_2968.N1	06-MAY-2009 21:45:06	Bright	43.000	104	27Bet Lib	2.6140	13100.	86	37558	No
164	GOM_NL__2PRFIN20090506_215638_000000402078_00430_37558_2969.N1	06-MAY-2009 21:56:38	Bright	40.000	83		2.3780	11000.	80	37558	No
165	GOM_NL__2PRFIN20090506_215809_000000532078_00430_37558_2970.N1	06-MAY-2009 21:58:09	Bright	52.500	67	5Alp CrB	2.2210	11000.	105	37558	No
166	GOM_NL__2PRFIN20090506_220900_000000422078_00430_37558_2971.N1	06-MAY-2009 22:09:00	Bright	42.000	119	14Eta Dra	2.7270	4700.0	84	37558	No
167	GOM_NL__2PRFIN20090506_221941_000000372078_00430_37558_2972.N1	06-MAY-2009 22:19:41	Bright	37.000	89	5Alp Cep	2.4510	8000.0	74	37558	No
168	GOM_NL__2PRFIN20090506_223213_000000342078_00430_37558_2973.N1	06-MAY-2009 22:32:13	Twilight	34.000	93	53Bet Peg	2.5200	3100.0	68	37558	No
169	GOM_NL__2PRFIN20090506_223625_000000352078_00430_37558_2974.N1	06-MAY-2009 22:36:25	Dark	34.500	90	54Alp Peg	2.4870	11000.	69	37558	No
170	GOM_NL__2PRFIN20090506_224357_000000492078_00430_37558_2975.N1	06-MAY-2009 22:43:57	Dark	48.500	162	34Alp Aqr	2.9440	5350.0	97	37558	No
171	GOM_NL__2PRFIN20090506_231036_000000472078_00431_37559_2978.N1	06-MAY-2009 23:10:36	Straylight	47.000	40	The Sco	1.8590	7100.0	94	37559	No
172	GOM_NL__2PRFIN20090506_231227_000000512078_00431_37559_2979.N1	06-MAY-2009 23:12:27	Straylight	50.500	25	35Lam Sco	1.6200	28000.	101	37559	No
173	GOM_NL__2PRFIN20090506_231514_000000472078_00431_37559_2980.N1	06-MAY-2009 23:15:14	Straylight	47.000	75	26Eps Sco	2.2910	4250.0	94	37559	No
174	GOM_NL__2PRFIN20090506_231841_000000502078_00431_37559_2981.N1	06-MAY-2009 23:18:41	Twilight	49.500	16	21Alp Sco	1.0200	3000.0	99	37559	No
175	GOM_NL__2PRFIN20090506_232041_000000462078_00431_37559_2982.N1	06-MAY-2009 23:20:41	Twilight	45.500	80	7Del Sco	2.3160	30000.	91	37559	No
176	GOM_NL__2PRFIN20090506_232542_000000432078_00431_37559_2983.N1	06-MAY-2009 23:25:42	Bright	42.500	104	27Bet Lib	2.6140	13100.	85	37559	No
177	GOM_NL__2PRFIN20090506_233714_000000412078_00431_37559_2984.N1	06-MAY-2009 23:37:14	Bright	41.000	83		2.3780	11000.	82	37559	No
178	GOM_NL__2PRFIN20090506_233844_000000482078_00431_37559_2985.N1	06-MAY-2009 23:38:44	Bright	48.000	67	5Alp CrB	2.2210	11000.	96	37559	No
179	GOM_NL__2PRFIN20090506_234936_000000402078_00431_37559_2986.N1	06-MAY-2009 23:49:36	Bright	40.000	119	14Eta Dra	2.7270	4700.0	80	37559	No

3. Quality information per product

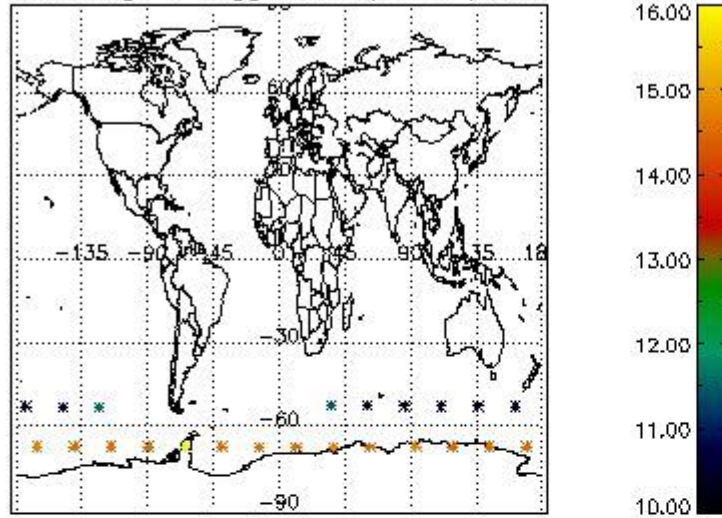
In this section it is plotted some information contained in the Quality Summary data set of the level 2 products. Only products in dark limb conditions and without errors (error flag in the MPH set to "0") are used.

3.1 Plot quality information per product (time dependant)

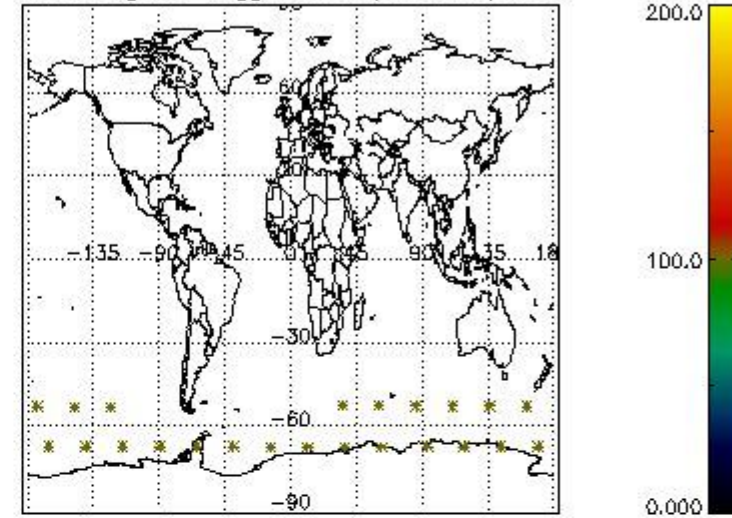


3.2 Plot quality information per product (world map)

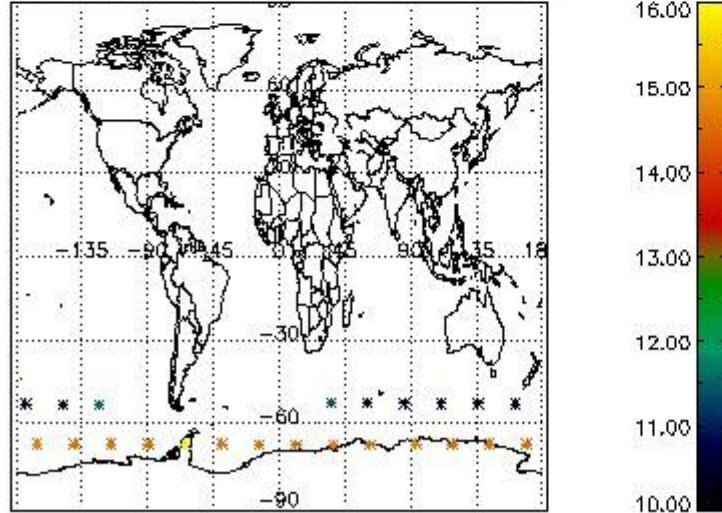
Percentage of flagged data per O3 profile



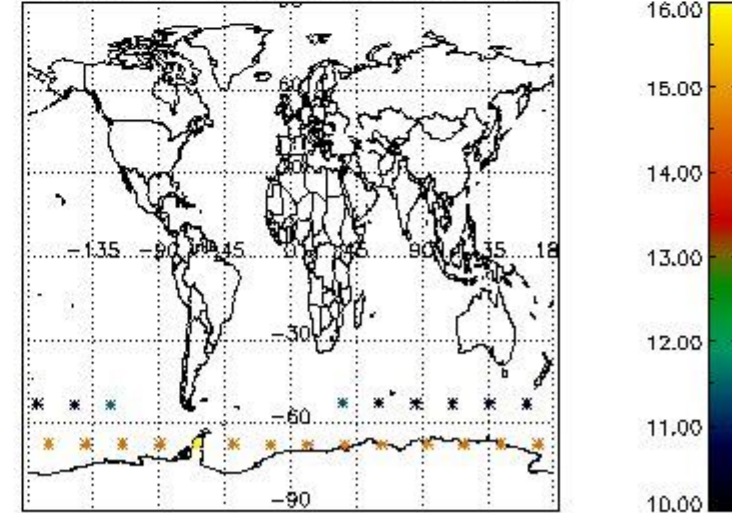
Percentage of flagged data per H2O profile



Percentage of flagged data per NO2 profile



Percentage of flagged data per NO3 profile

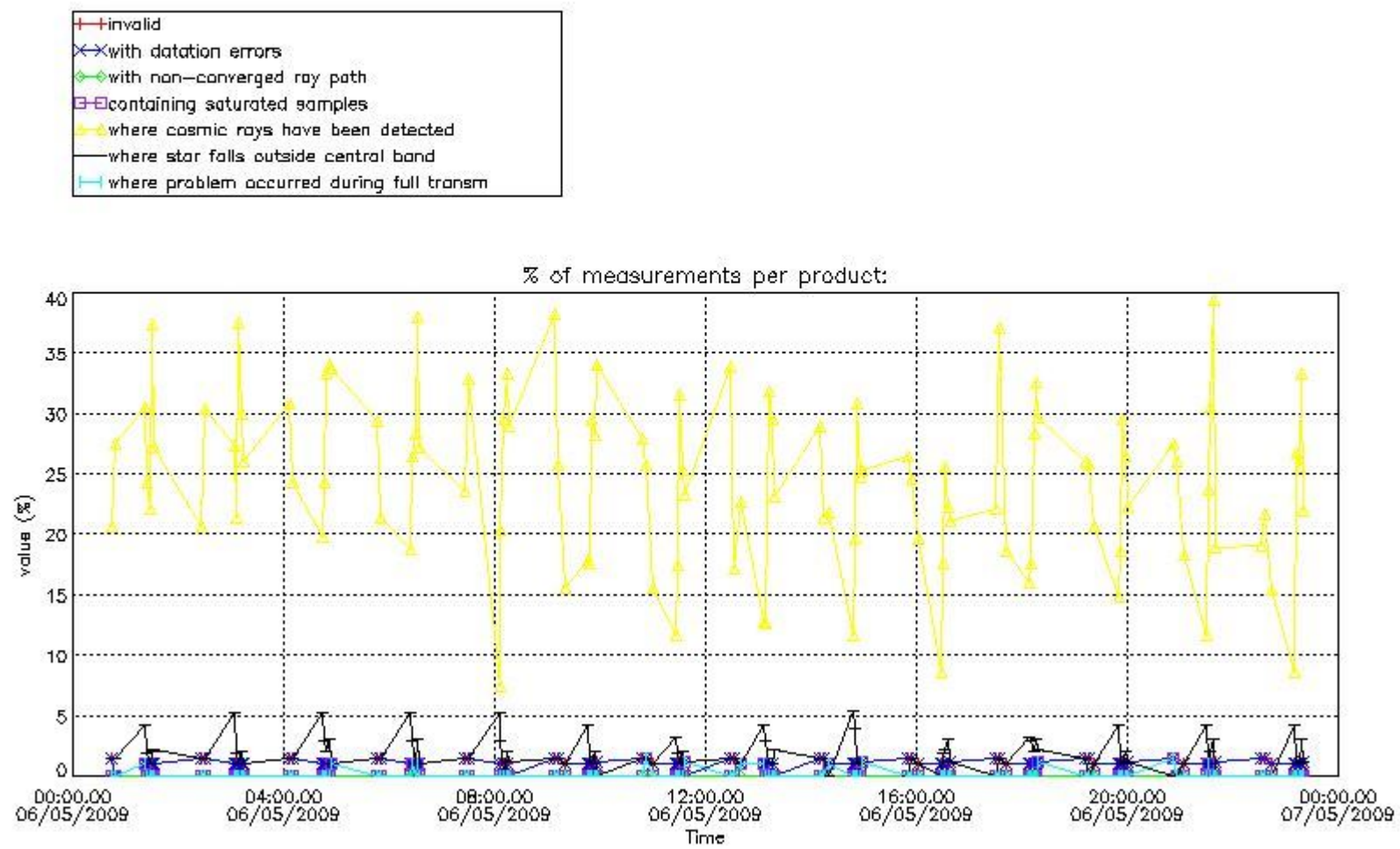


4. Level 1 quality information per product

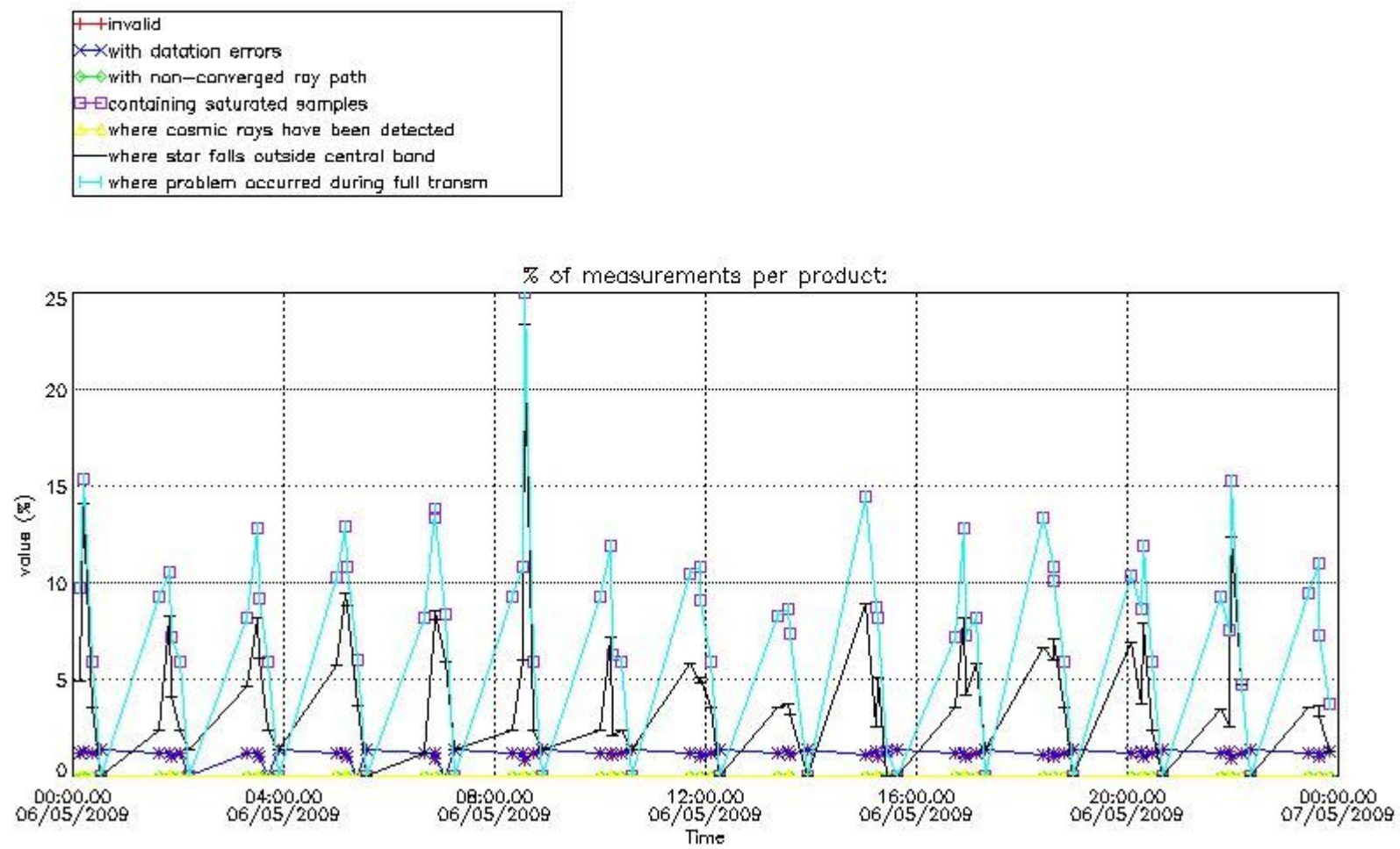
In this section it is plotted some information contained in the Quality Summary data set of the level 2 products that comes from the level 1b processing. Products without errors (error flag in the MPH set to "0") are used.

4.1 Plot quality information per product (time dependant) coming from level 1b processing

4.1.1 Plot level 1 quality information per product (time dependant): ENVISAT ASCENDING passes

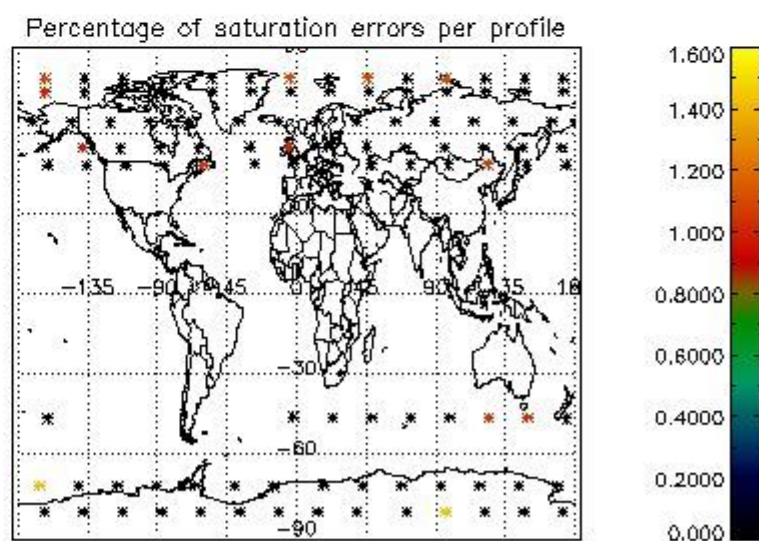
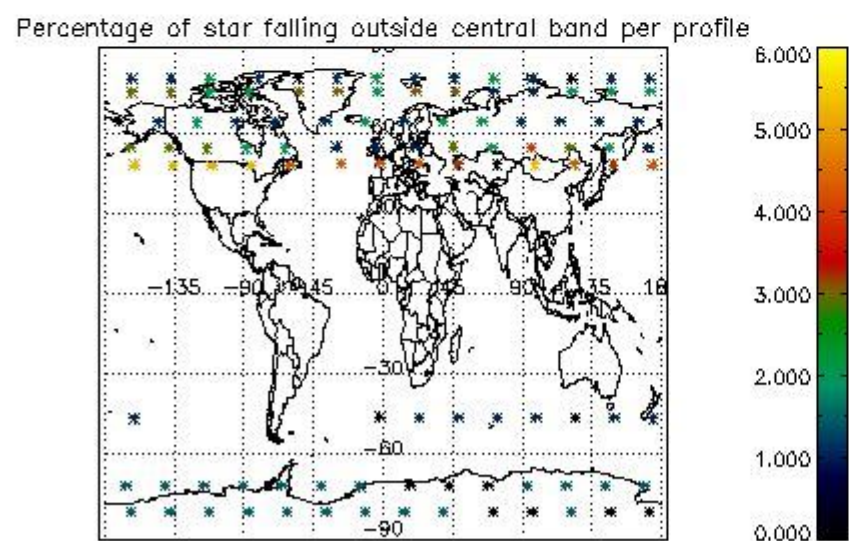
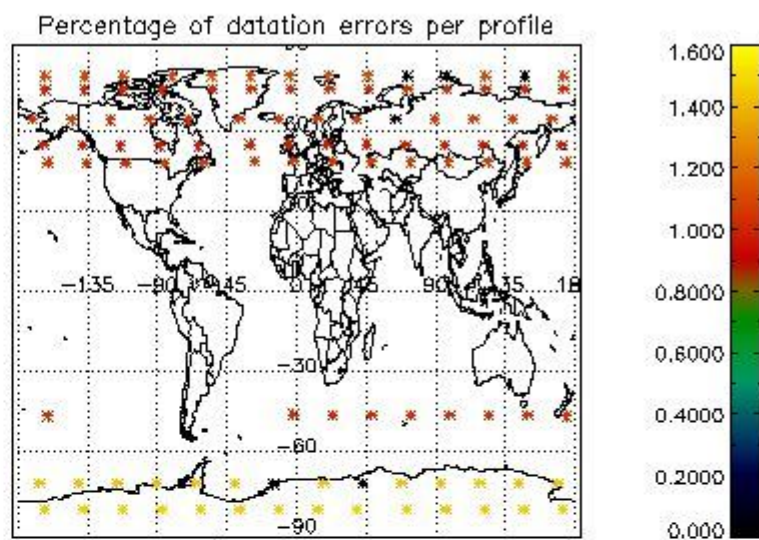
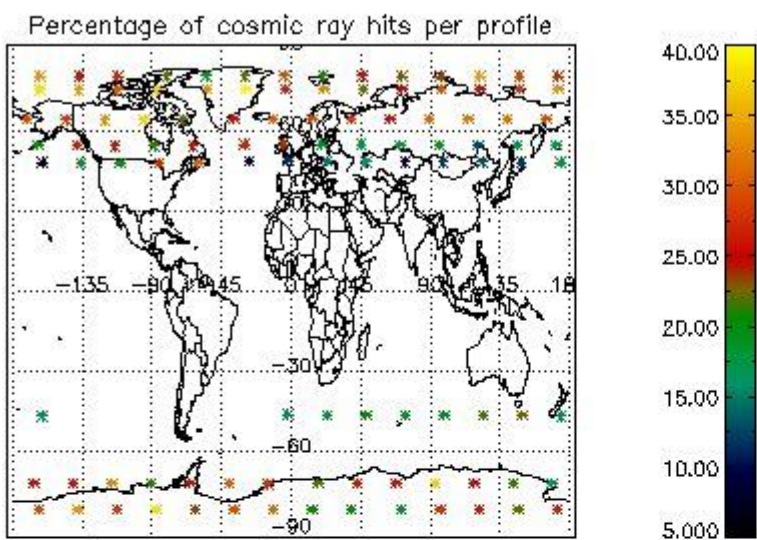


4.1.2 Plot level 1 quality information per product (time dependant): ENVI SAT DESCENDING passes

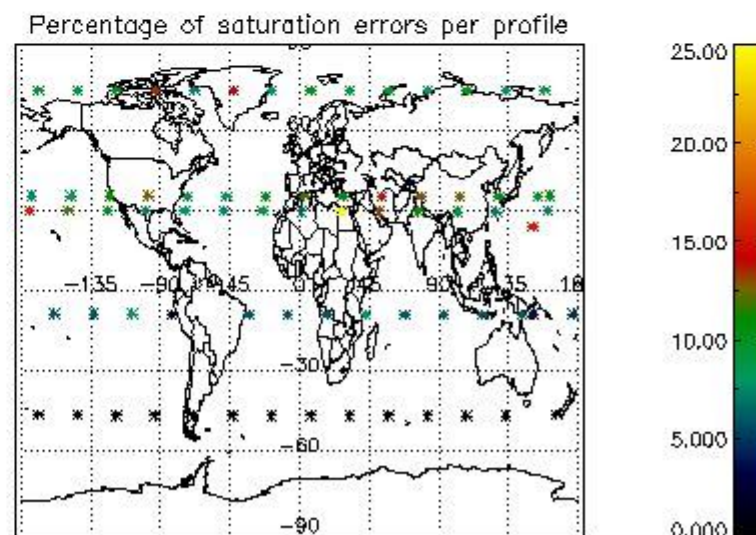
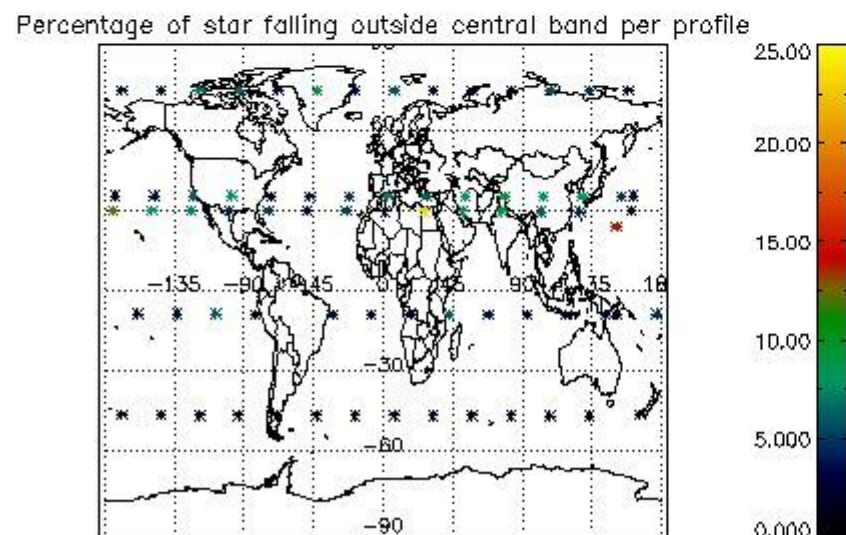
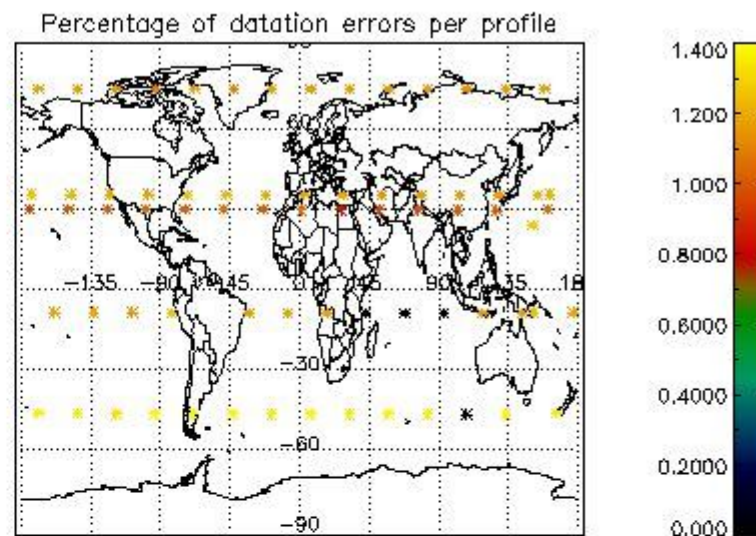
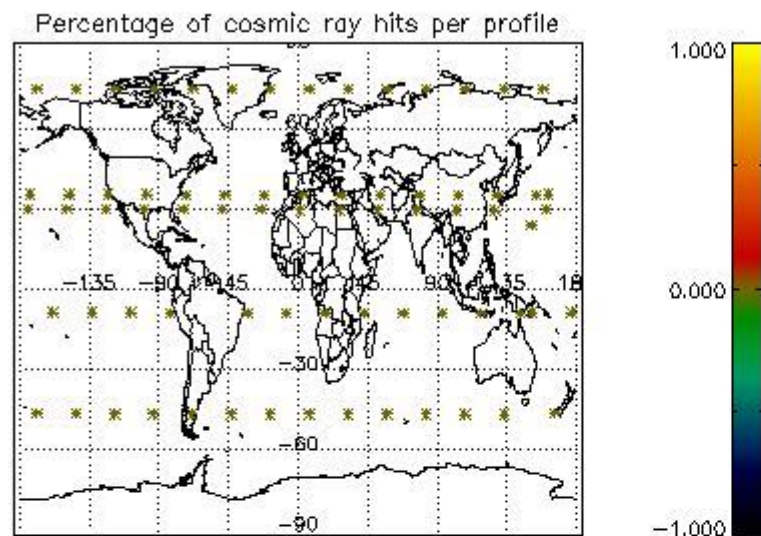


4.2 Plot quality information per product coming from level 1b processing (world map)

4.2.1 Plot level 1 quality information per product (world map): ENVISAT ASCENDING passes



4.2.2 Plot level 1 quality information per product (world map): ENVISAT DESCENDING passes



5. Trace gas profiles

5.1 Ozone statistics based on quality of products

The final quality of the products can be "measured" using the STD (Standard Deviation) attached to every point profile. This information is written to the parameter GOM_NL__2P/NL_LOCAL_SPECIES_DENSITY/o3_std of the level 2 products. The table below shows the statistics for given STD ranges.

The statistics are given with respect to the overall valid production:

- Products without fatal errors: GOM_NL__2P/MPH/PRODUCT_ERR=0
- Valid point profile: GOM_NL__2P/NL_LOCAL_SPECIES_DENSITY/pcd(0)=0

The 'Criteria' is applied to valid points of dark limb products:

- Products in dark limb illumination condition: GOM_NL__2P/NL_SUMMARY_QUALITY/obs_ill_cond=0
- Products without fatal errors: GOM_NL__2P/MPH/PRODUCT_ERR=0
- Valid point profile: GOM_NL__2P/NL_LOCAL_SPECIES_DENSITY/pcd(0)=0

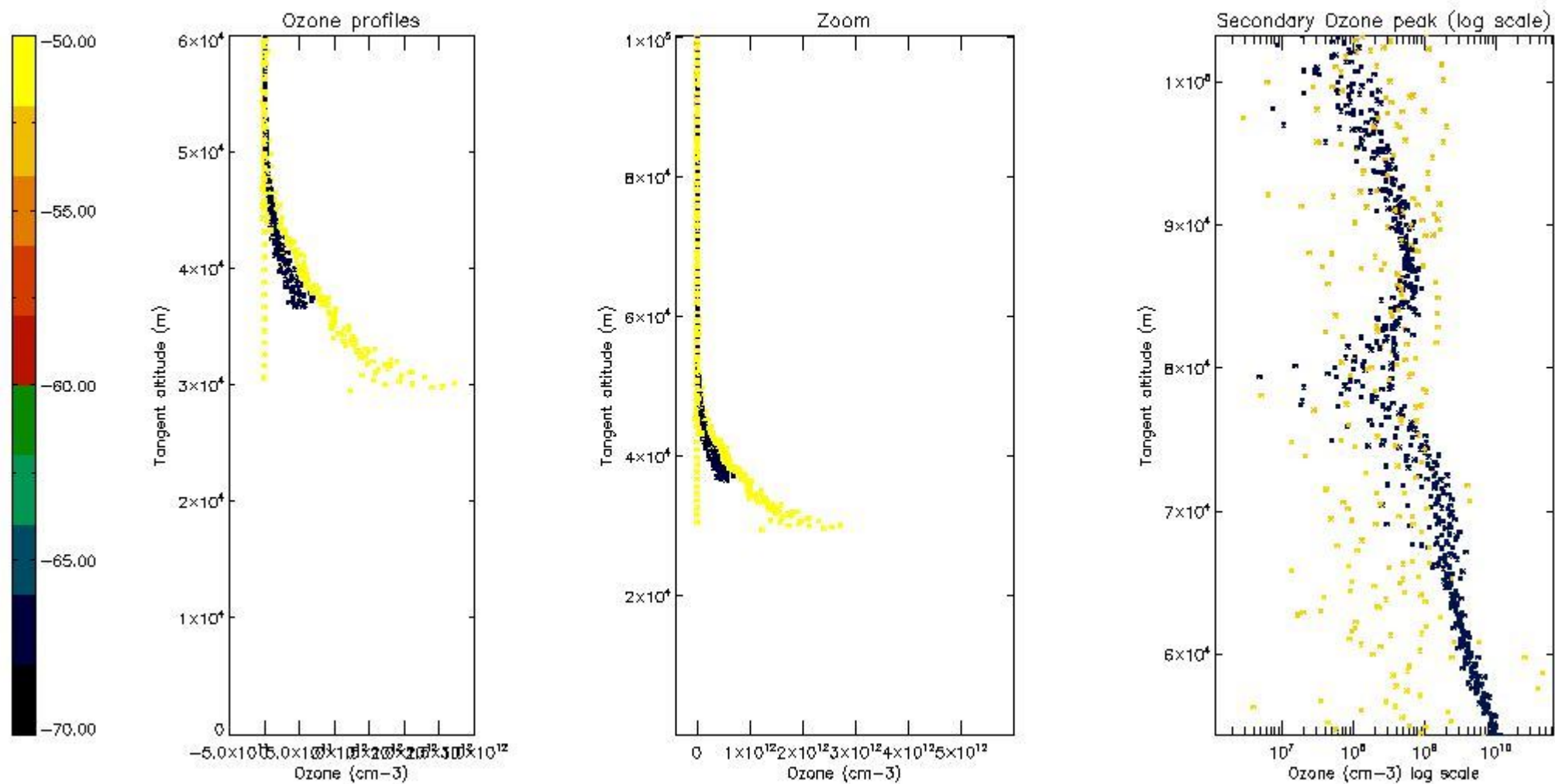
So, the table below shows the percentage of dark limb and valid observations for each criteria with respect to the overall valid daily observations.

Criteria	% of total production
All STD	12
STD < 20	4

STD < 10	2
STD < 5	1

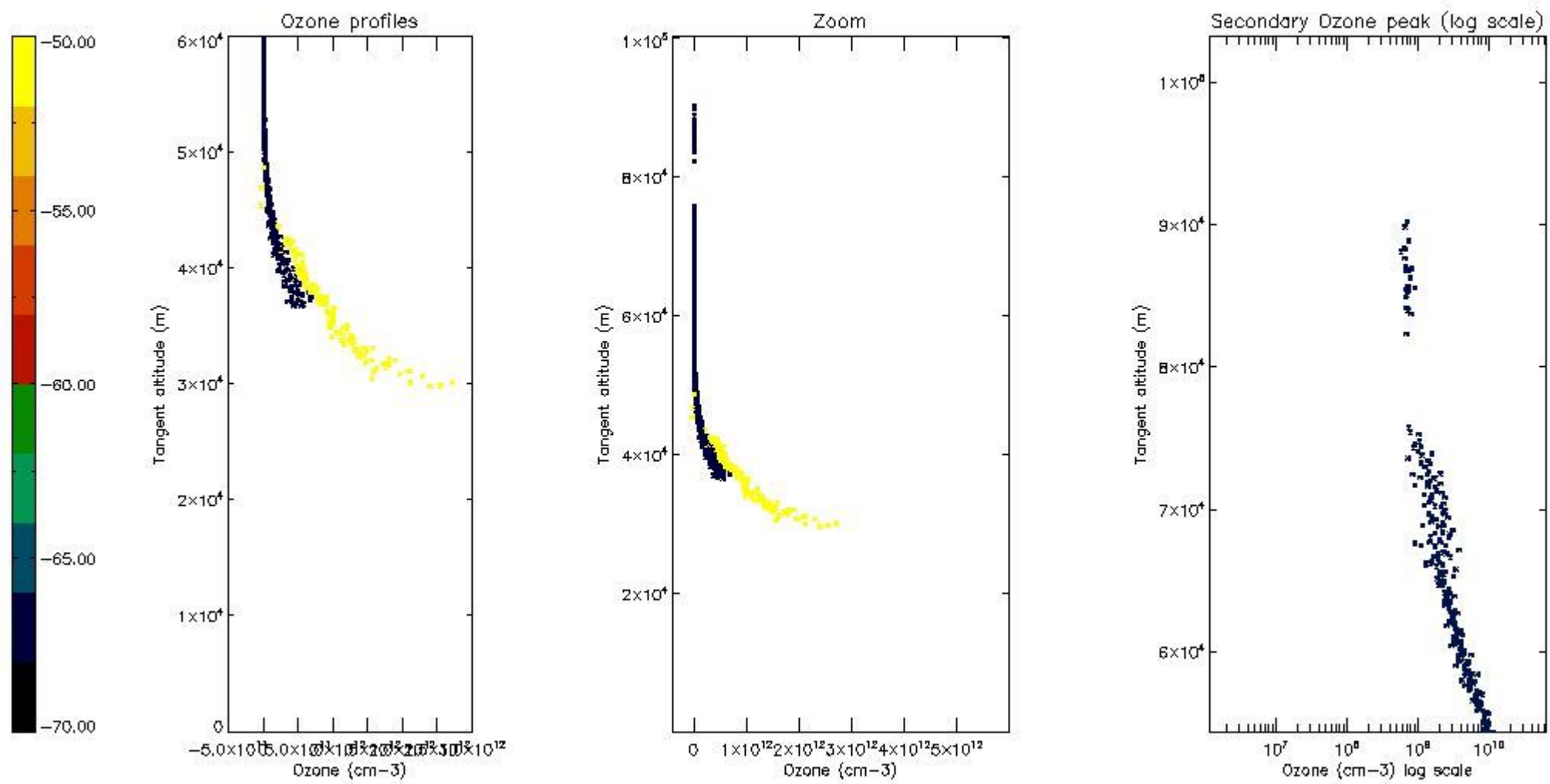
5.2 Plot ozone profiles for all STD (dark without errors)

The colorbar represents the latitude.



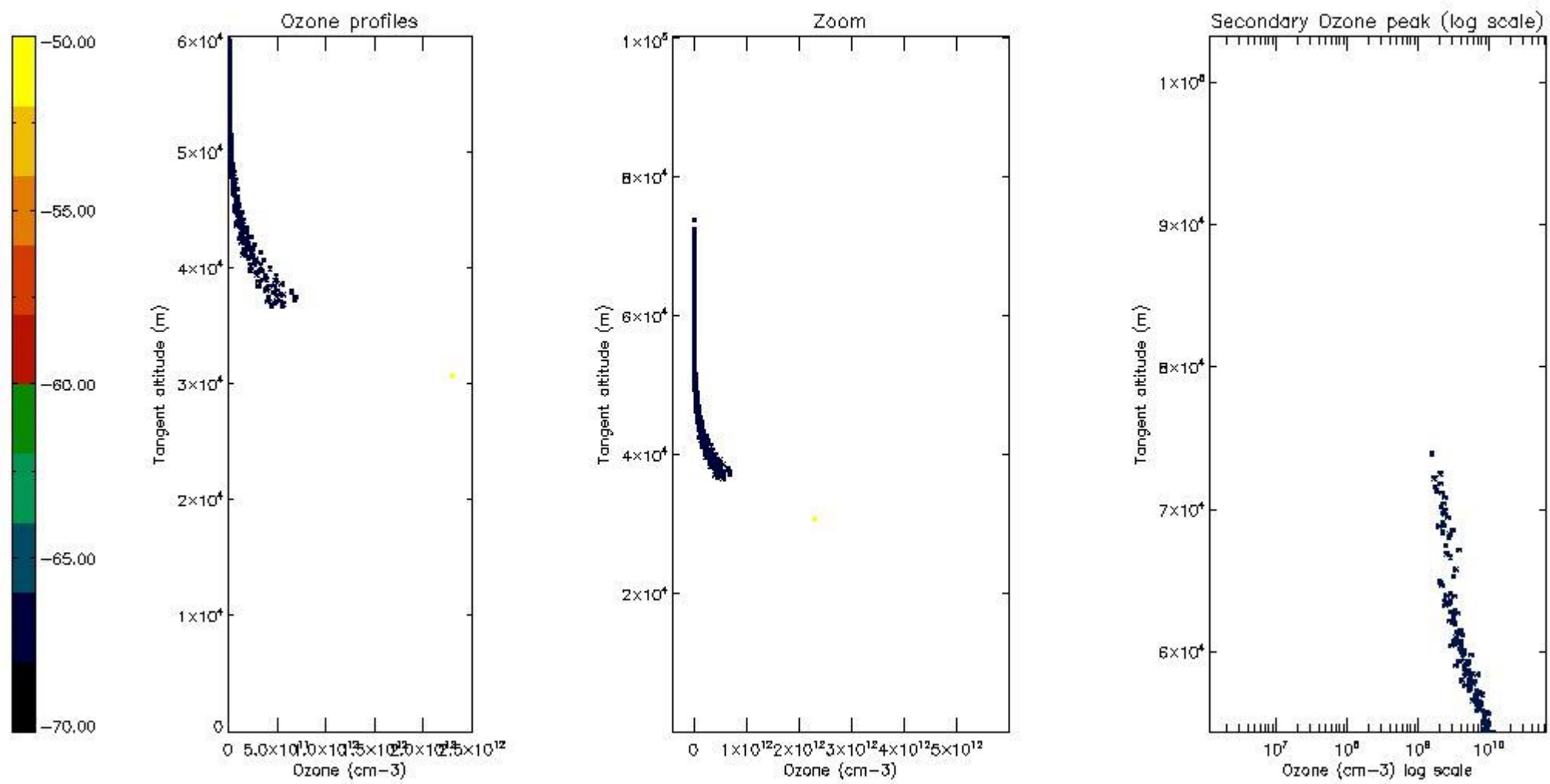
5.3 Plot ozone profiles where STD < 20% (dark without errors)

The colorbar represents the latitude.



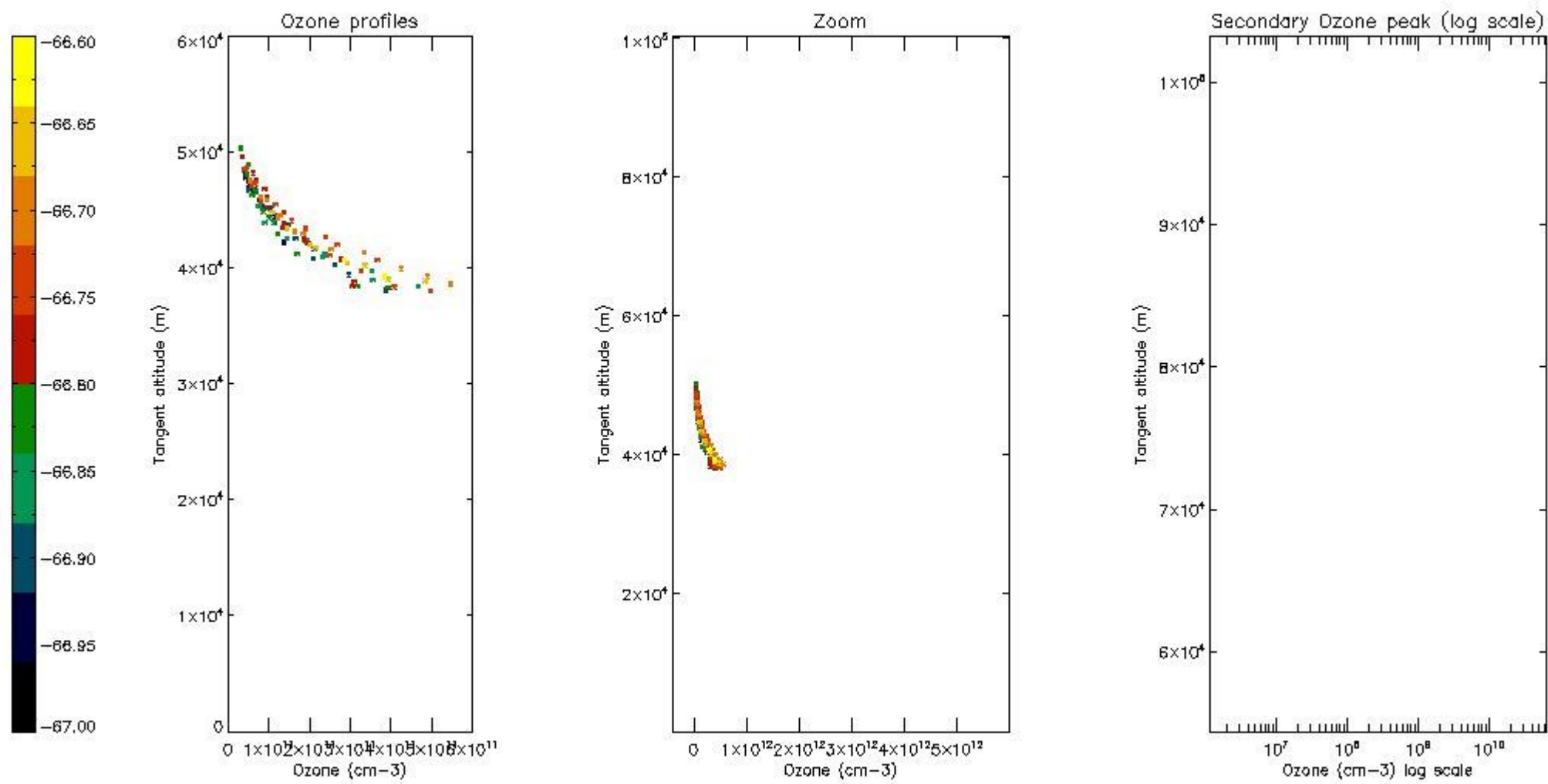
5.4 Plot ozone profiles where $STD < 10\%$ (dark without errors)

The colorbar represents the latitude.



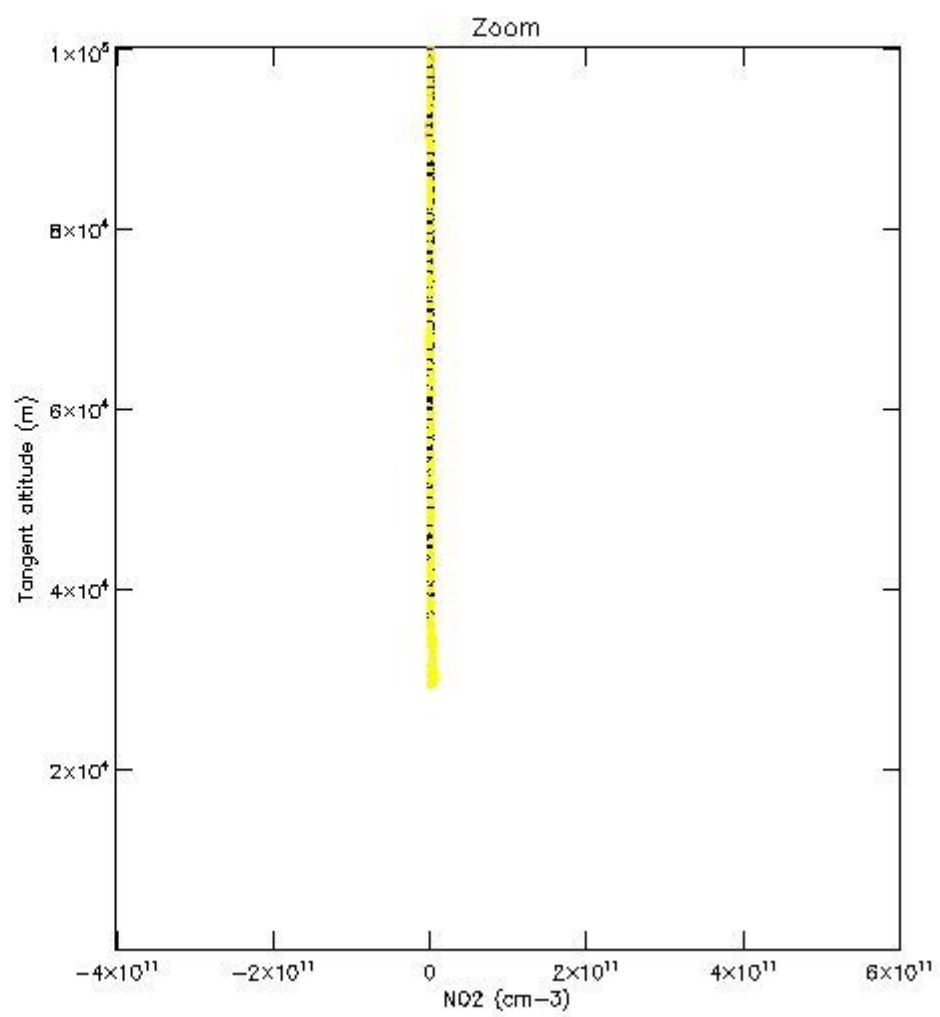
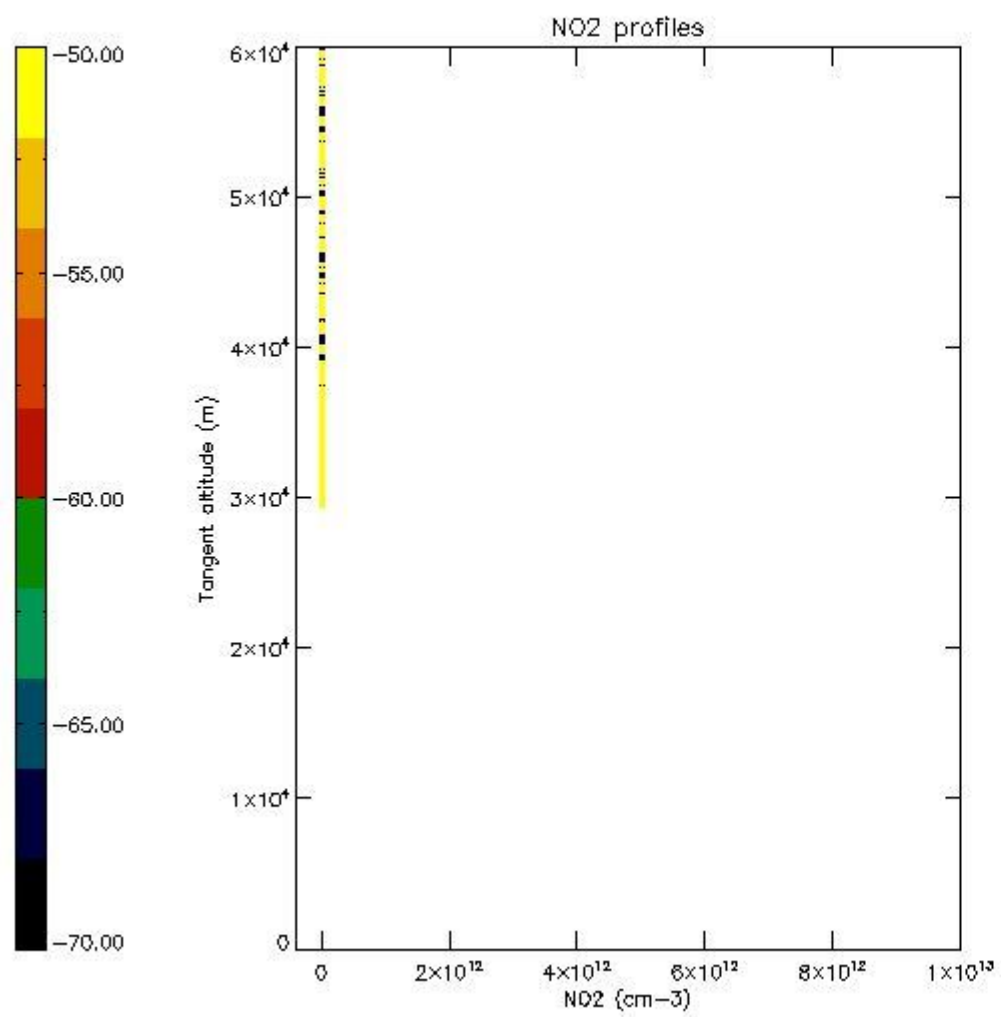
5.5 Plot ozone profiles where STD < 5% (dark without errors)

The colorbar represents the latitude.



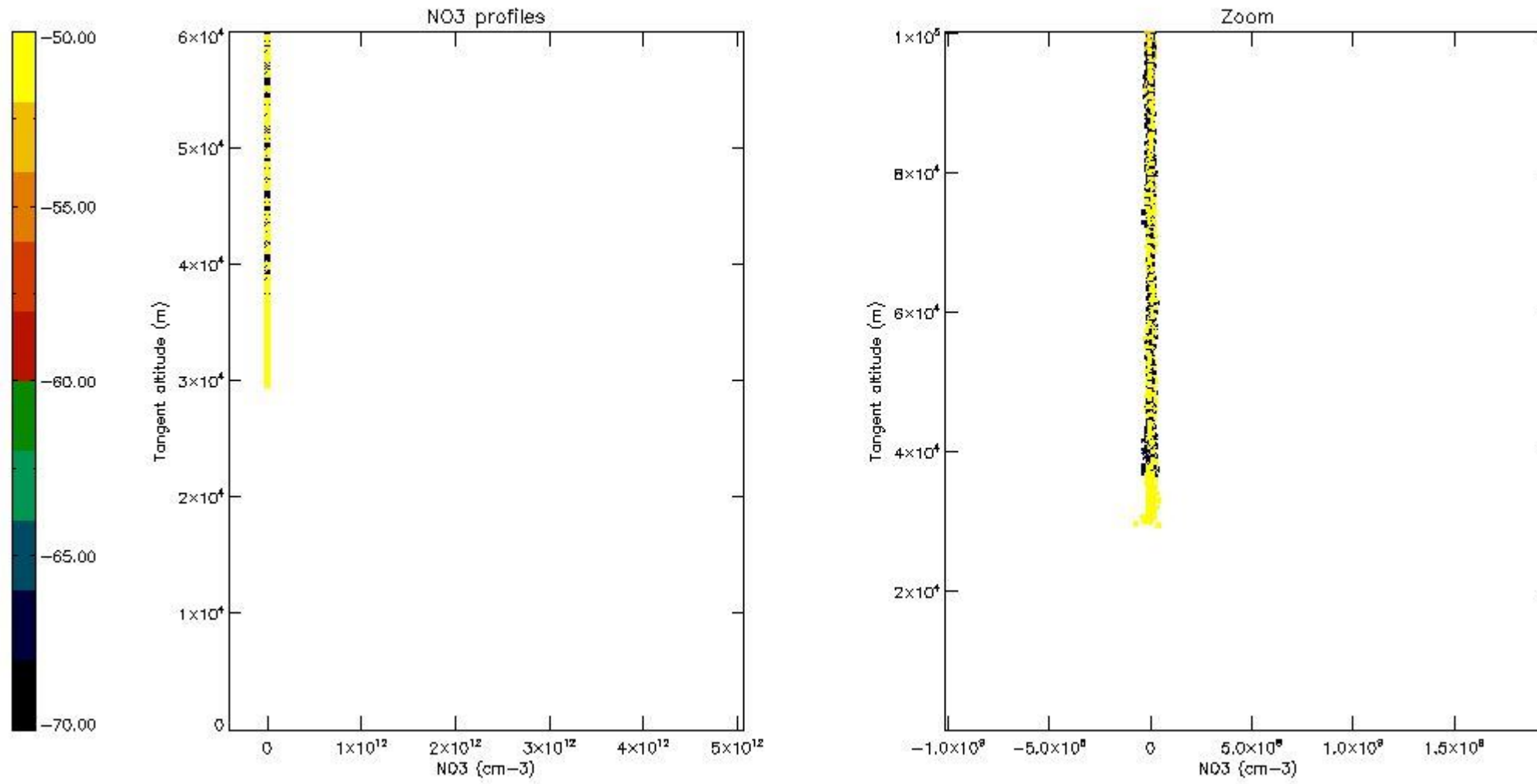
5.6 Plot NO₂ profiles for all STD (dark without errors)

The colorbar represents the latitude.



5.7 Plot NO3 profiles for all STD (dark without errors)

The colorbar represents the latitude.



6. Auxiliary Data Files used for the production reported in section 2

The number reported in the third column indicates since which file (see list in section 2) the corresponding auxiliary file has been used. The fourth column is the date of those product files.

Type	Auxiliary Filename	Used since product	Used since product date
INST_PHYS_CHARACTERISTICS	GOM_INS_AXVIEC20091111_143220_20030716_120000_20500101_000000	1	06-MAY-2009 00:08:56
LEVEL-2_PROC_CONFIG	GOM_PR2_AXVIEC20091111_152718_20020301_000000_20500101_000000	1	06-MAY-2009 00:08:56
CROSS_SECTIONS_FILE	GOM_CRS_AXVIEC20091111_154832_20020301_000000_20500101_000000	1	06-MAY-2009 00:08:56

GOMOS Level 2 Daily Report

SUMMARY

[1. General Info](#)

[2. Summary of processed GOM_NL_2P products](#)

[3. Level 2 Quality information per product](#)

[3.1 Plot of level 2 quality information per product \(time dependant\)](#)

[3.2 Plot of level 2 quality information per product \(world map\)](#)

[4. Level 1 Quality information per product \(stored on level 2 products\)](#)

[4.1 Plot of level 1 quality information per product \(time dependant\)](#)

[4.1.1 Plot of level 1 quality information per product \(time dependant\): ASCENDING](#)

[4.1.2 Plot of level 1 quality information per product \(time dependant\): DESCENDING](#)

[4.2 Plot of level 1 quality information per product \(world map\)](#)

[4.2.1 Plot of level 1 quality information per product \(world map\): ASCENDING](#)

[4.2.2 Plot of level 1 quality information per product \(world map\): DESCENDING](#)

[5. Ozone profiles based on quality statistics and other trace gas profiles](#)

[5.1 Ozone statistics based on quality of products](#)

[5.2 Plot ozone profiles for all STD \(dark without errors\)](#)

[5.3 Plot ozone profiles where STD < 20% \(dark without errors\)](#)

[5.4. Plot ozone profiles where STD < 10% \(dark without errors\)](#)

[5.5. Plot ozone profiles where STD < 5% \(dark without errors\)](#)

[5.6 Plot NO2 profiles for all STD \(dark without errors\)](#)

[5.7 Plot NO3 profiles for all STD \(dark without errors\)](#)

[5.8 Plot H2O profiles \(only for occultations of stars 1,2,3,4,13,14,16,26,63 dark without errors\) for all STD](#)

[6. Auxiliary Data Files used for the production reported in section 2](#)

This report presents the daily analysis on parameters extracted from GOMOS level 2 data (GOM_NL__2P). It is intended to monitor some important parameters that will impact the quality of these products. A list of level 2 products (and content) that have arrived during the reporting day to the PCF is also given.

Item	Value
Time of report generation	26APR2013 09:18:38
Data source version	GOMOS/6.01
Start time of products	06-05-2009 (06MAY2009 00:00:00)
Stop time of products	07-05-2009 (07MAY2009 00:00:00)
Store outputs in DB	Yes
Nb of level 2 prods	179
Nb of prods with errors	0

2. Summary of processed GOM_NL__2P products.

Nr	Filename	UTC Start time	Limb	Duration	Star Id	Star Name	Star Mag	Star Temp	Nb Meas	Orbit	Prod. error
1	GOM_NL__2PRFIN20090506_000856_000000412078_00417_37545_2752.N1	06-MAY-2009 00:08:56	Bright	41.000	83		2.3780	11000.	82	37545	No
2	GOM_NL__2PRFIN20090506_001204_000000392078_00417_37545_2753.N1	06-MAY-2009 00:12:04	Bright	39.000	180	27Gam Boo	3.0400	8000.0	78	37545	No
3	GOM_NL__2PRFIN20090506_002120_000000422078_00417_37545_2754.N1	06-MAY-2009 00:21:20	Bright	42.000	119	14Eta Dra	2.7270	4700.0	84	37545	No
4	GOM_NL__2PRFIN20090506_003159_000000372078_00417_37545_2755.N1	06-MAY-2009 00:31:59	Bright	36.500	89	5Alp Cep	2.4510	8000.0	73	37545	No
5	GOM_NL__2PRFIN20090506_004424_000000342078_00417_37545_2756.N1	06-MAY-2009 00:44:24	Twilight	34.000	93	53Bet Peg	2.5200	3100.0	68	37545	No
6	GOM_NL__2PRFIN20090506_004833_000000352078_00417_37545_2757.N1	06-MAY-2009 00:48:33	Dark	34.500	90	54Alp Peg	2.4870	11000.	69	37545	No
7	GOM_NL__2PRFIN20090506_012239_000000482078_00418_37546_2763.N1	06-MAY-2009 01:22:39	Straylight	47.500	40	The Sco	1.8590	7100.0	95	37546	No
8	GOM_NL__2PRFIN20090506_012429_000000522078_00418_37546_2764.N1	06-MAY-2009 01:24:29	Straylight	51.500	25	35Lam Sco	1.6200	28000.	103	37546	No
9	GOM_NL__2PRFIN20090506_012719_000000482078_00418_37546_2765.N1	06-MAY-2009 01:27:19	Straylight	47.500	75	26Eps Sco	2.2910	4250.0	95	37546	No
10	GOM_NL__2PRFIN20090506_013049_000000502078_00418_37546_2766.N1	06-MAY-2009 01:30:49	Twilight	49.500	16	21Alp Sco	1.0200	3000.0	99	37546	No
11	GOM_NL__2PRFIN20090506_013251_000000462078_00418_37546_2767.N1	06-MAY-2009 01:32:51	Twilight	46.000	80	7Del Sco	2.3160	30000.	92	37546	No
12	GOM_NL__2PRFIN20090506_013755_000000432078_00418_37546_2768.N1	06-MAY-2009 01:37:55	Bright	43.000	104	27Bet Lib	2.6140	13100.	86	37546	No
13	GOM_NL__2PRFIN20090506_014932_000000432078_00418_37546_2769.N1	06-MAY-2009 01:49:32	Bright	42.500	83		2.3780	11000.	85	37546	No
14	GOM_NL__2PRFIN20090506_015107_000000492078_00418_37546_2770.N1	06-MAY-2009 01:51:07	Bright	49.000	67	5Alp CrB	2.2210	11000.	98	37546	No
15	GOM_NL__2PRFIN20090506_020156_000000432078_00418_37546_2771.N1	06-MAY-2009 02:01:56	Bright	42.500	119	14Eta Dra	2.7270	4700.0	85	37546	No
16	GOM_NL__2PRFIN20090506_021234_000000372078_00418_37546_2772.N1	06-MAY-2009 02:12:34	Bright	36.500	89	5Alp Cep	2.4510	8000.0	73	37546	No
17	GOM_NL__2PRFIN20090506_022500_000000342078_00418_37546_2773.N1	06-MAY-2009 02:25:00	Twilight	34.000	93	53Bet Peg	2.5200	3100.0	68	37546	No
18	GOM_NL__2PRFIN20090506_022909_000000352078_00418_37546_2774.N1	06-MAY-2009 02:29:09	Dark	34.500	90	54Alp Peg	2.4870	11000.	69	37546	No
19	GOM_NL__2PRFIN20090506_030316_000000482078_00419_37547_2779.N1	06-MAY-2009 03:03:16	Straylight	47.500	40	The Sco	1.8590	7100.0	95	37547	No
20	GOM_NL__2PRFIN20090506_030505_000000522078_00419_37547_2780.N1	06-MAY-2009 03:05:05	Straylight	51.500	25	35Lam Sco	1.6200	28000.	103	37547	No
21	GOM_NL__2PRFIN20090506_030755_000000482078_00419_37547_2781.N1	06-MAY-2009 03:07:55	Straylight	48.000	75	26Eps Sco	2.2910	4250.0	96	37547	No
22	GOM_NL__2PRFIN20090506_031125_000000502078_00419_37547_2782.N1	06-MAY-2009 03:11:25	Twilight	50.000	16	21Alp Sco	1.0200	3000.0	100	37547	No
23	GOM_NL__2PRFIN20090506_031327_000000462078_00419_37547_2783.N1	06-MAY-2009 03:13:27	Twilight	46.000	80	7Del Sco	2.3160	30000.	92	37547	No
24	GOM_NL__2PRFIN20090506_031831_000000432078_00419_37547_2784.N1	06-MAY-2009 03:18:31	Bright	43.000	104	27Bet Lib	2.6140	13100.	86	37547	No
25	GOM_NL__2PRFIN20090506_033008_000000432078_00419_37547_2785.N1	06-MAY-2009 03:30:08	Bright	43.000	83		2.3780	11000.	86	37547	No
26	GOM_NL__2PRFIN20090506_033143_000000492078_00419_37547_2786.N1	06-MAY-2009 03:31:43	Bright	49.000	67	5Alp CrB	2.2210	11000.	98	37547	No
27	GOM_NL__2PRFIN20090506_034231_000000422078_00419_37547_2787.N1	06-MAY-2009 03:42:31	Bright	42.000	119	14Eta Dra	2.7270	4700.0	84	37547	No
28	GOM_NL__2PRFIN20090506_035310_000000372078_00419_37547_2788.N1	06-MAY-2009 03:53:10	Bright	37.000	89	5Alp Cep	2.4510	8000.0	74	37547	No
29	GOM_NL__2PRFIN20090506_040536_000000342078_00419_37547_2789.N1	06-MAY-2009 04:05:36	Twilight	34.000	93	53Bet Peg	2.5200	3100.0	68	37547	No
30	GOM_NL__2PRFIN20090506_040945_000000352078_00419_37547_2790.N1	06-MAY-2009 04:09:45	Dark	35.000	90	54Alp Peg	2.4870	11000.	70	37547	No
31	GOM_NL__2PRFIN20090506_044352_000000482078_00420_37548_2793.N1	06-MAY-2009 04:43:52	Straylight	48.000	40	The Sco	1.8590	7100.0	96	37548	No
32	GOM_NL__2PRFIN20090506_044542_000000522078_00420_37548_2794.N1	06-MAY-2009 04:45:42	Straylight	51.500	25	35Lam Sco	1.6200	28000.	103	37548	No
33	GOM_NL__2PRFIN20090506_044832_000000482078_00420_37548_2795.N1	06-MAY-2009 04:48:32	Straylight	48.000	75	26Eps Sco	2.2910	4250.0	96	37548	No
34	GOM_NL__2PRFIN20090506_045202_000000502078_00420_37548_2796.N1	06-MAY-2009 04:52:02	Twilight	50.000	16	21Alp Sco	1.0200	3000.0	100	37548	No
35	GOM_NL__2PRFIN20090506_045403_000000462078_00420_37548_2797.N1	06-MAY-2009 04:54:03	Twilight	46.000	80	7Del Sco	2.3160	30000.	92	37548	No
36	GOM_NL__2PRFIN20090506_045906_000000442078_00420_37548_2798.N1	06-MAY-2009 04:59:06	Bright	44.000	104	27Bet Lib	2.6140	13100.	88	37548	No
37	GOM_NL__2PRFIN20090506_051044_000000432078_00420_37548_2799.N1	06-MAY-2009 05:10:44	Bright	42.500	83		2.3780	11000.	85	37548	No
38	GOM_NL__2PRFIN20090506_051218_000000512078_00420_37548_2800.N1	06-MAY-2009 05:12:18	Bright	51.000	67	5Alp CrB	2.2210	11000.	102	37548	No
39	GOM_NL__2PRFIN20090506_052307_000000422078_00420_37548_2801.N1	06-MAY-2009 05:23:07	Bright	41.500	119	14Eta Dra	2.7270	4700.0	83	37548	No
40	GOM_NL__2PRFIN20090506_053346_000000372078_00420_37548_2802.N1	06-MAY-2009 05:33:46	Bright	36.500	89	5Alp Cep	2.4510	8000.0	73	37548	No
41	GOM_NL__2PRFIN20090506_054612_000000342078_00420_37548_2803.N1	06-MAY-2009 05:46:12	Twilight	34.000	93	53Bet Peg	2.5200	3100.0	68	37548	No
42	GOM_NL__2PRFIN20090506_055022_000000352078_00420_37548_2804.N1	06-MAY-2009 05:50:22	Dark	35.000	90	54Alp Peg	2.4870	11000.	70	37548	No

43	GOM_NL__2PRFIN20090506_062429_000000482078_00421_37549_2804.N1	06-MAY-2009 06:24:29	Straylight	48.000	40	The Sco	1.8590	7100.0	96	37549	No
44	GOM_NL__2PRFIN20090506_062619_000000512078_00421_37549_2805.N1	06-MAY-2009 06:26:19	Straylight	51.000	25	35Lam Sco	1.6200	28000.	102	37549	No
45	GOM_NL__2PRFIN20090506_062908_000000482078_00421_37549_2806.N1	06-MAY-2009 06:29:08	Straylight	47.500	75	26Eps Sco	2.2910	4250.0	95	37549	No
46	GOM_NL__2PRFIN20090506_063238_000000502078_00421_37549_2807.N1	06-MAY-2009 06:32:38	Tw_i_and_stray	50.000	16	21Alp Sco	1.0200	3000.0	100	37549	No
47	GOM_NL__2PRFIN20090506_063439_000000462078_00421_37549_2808.N1	06-MAY-2009 06:34:39	Tw_i_and_stray	46.000	80	7Del Sco	2.3160	30000.	92	37549	No
48	GOM_NL__2PRFIN20090506_063943_000000432078_00421_37549_2809.N1	06-MAY-2009 06:39:43	Bright	43.000	104	27Bet Lib	2.6140	13100.	86	37549	No
49	GOM_NL__2PRFIN20090506_065119_000000442078_00421_37549_2810.N1	06-MAY-2009 06:51:19	Bright	43.500	83		2.3780	11000.	87	37549	No
50	GOM_NL__2PRFIN20090506_065253_000000532078_00421_37549_2811.N1	06-MAY-2009 06:52:53	Bright	52.500	67	5Alp CrB	2.2210	11000.	105	37549	No
51	GOM_NL__2PRFIN20090506_070343_000000422078_00421_37549_2812.N1	06-MAY-2009 07:03:43	Bright	42.000	119	14Eta Dra	2.7270	4700.0	84	37549	No
52	GOM_NL__2PRFIN20090506_071421_000000372078_00421_37549_2813.N1	06-MAY-2009 07:14:21	Bright	37.000	89	5Alp Cep	2.4510	8000.0	74	37549	No
53	GOM_NL__2PRFIN20090506_072648_000000342078_00421_37549_2814.N1	06-MAY-2009 07:26:48	Tw_i_and_stray	34.000	93	53Bet Peg	2.5200	3100.0	68	37549	No
54	GOM_NL__2PRFIN20090506_073058_000000352078_00421_37549_2815.N1	06-MAY-2009 07:30:58	Dark	35.000	90	54Alp Peg	2.4870	11000.	70	37549	No
55	GOM_NL__2PRFIN20090506_080506_000000482078_00422_37550_2828.N1	06-MAY-2009 08:05:06	Straylight	47.500	40	The Sco	1.8590	7100.0	95	37550	No
56	GOM_NL__2PRFIN20090506_080656_000000522078_00422_37550_2829.N1	06-MAY-2009 08:06:56	Straylight	51.500	25	35Lam Sco	1.6200	28000.	103	37550	No
57	GOM_NL__2PRFIN20090506_080945_000000482078_00422_37550_2830.N1	06-MAY-2009 08:09:45	Straylight	47.500	75	26Eps Sco	2.2910	4250.0	95	37550	No
58	GOM_NL__2PRFIN20090506_081315_000000502078_00422_37550_2831.N1	06-MAY-2009 08:13:15	Tw_i_and_stray	49.500	16	21Alp Sco	1.0200	3000.0	99	37550	No
59	GOM_NL__2PRFIN20090506_081516_000000452078_00422_37550_2832.N1	06-MAY-2009 08:15:16	Tw_i_and_stray	45.000	80	7Del Sco	2.3160	30000.	90	37550	No
60	GOM_NL__2PRFIN20090506_082019_000000432078_00422_37550_2833.N1	06-MAY-2009 08:20:19	Bright	43.000	104	27Bet Lib	2.6140	13100.	86	37550	No
61	GOM_NL__2PRFIN20090506_083154_000000422078_00422_37550_2834.N1	06-MAY-2009 08:31:54	Bright	41.500	83		2.3780	11000.	83	37550	No
62	GOM_NL__2PRFIN20090506_083328_000000602078_00422_37550_2835.N1	06-MAY-2009 08:33:28	Bright	60.000	67	5Alp CrB	2.2210	11000.	120	37550	No
63	GOM_NL__2PRFIN20090506_084417_000000422078_00422_37550_2836.N1	06-MAY-2009 08:44:17	Bright	42.000	119	14Eta Dra	2.7270	4700.0	84	37550	No
64	GOM_NL__2PRFIN20090506_085457_000000372078_00422_37550_2837.N1	06-MAY-2009 08:54:57	Bright	36.500	89	5Alp Cep	2.4510	8000.0	73	37550	No
65	GOM_NL__2PRFIN20090506_090724_000000342078_00422_37550_2838.N1	06-MAY-2009 09:07:24	Tw_i_and_stray	34.000	93	53Bet Peg	2.5200	3100.0	68	37550	No
66	GOM_NL__2PRFIN20090506_091134_000000352078_00422_37550_2839.N1	06-MAY-2009 09:11:34	Dark	35.000	90	54Alp Peg	2.4870	11000.	70	37550	No
67	GOM_NL__2PRFIN20090506_091901_000000482078_00422_37550_2840.N1	06-MAY-2009 09:19:01	Dark	48.000	162	34Alp Aqr	2.9440	5350.0	96	37550	No
68	GOM_NL__2PRFIN20090506_094543_000000482078_00423_37551_2842.N1	06-MAY-2009 09:45:43	Straylight	47.500	40	The Sco	1.8590	7100.0	95	37551	No
69	GOM_NL__2PRFIN20090506_094732_000000512078_00423_37551_2843.N1	06-MAY-2009 09:47:32	Straylight	51.000	25	35Lam Sco	1.6200	28000.	102	37551	No
70	GOM_NL__2PRFIN20090506_095021_000000482078_00423_37551_2844.N1	06-MAY-2009 09:50:21	Straylight	47.500	75	26Eps Sco	2.2910	4250.0	95	37551	No
71	GOM_NL__2PRFIN20090506_095351_000000502078_00423_37551_2845.N1	06-MAY-2009 09:53:51	Tw_i_and_stray	49.500	16	21Alp Sco	1.0200	3000.0	99	37551	No
72	GOM_NL__2PRFIN20090506_095552_000000462078_00423_37551_2846.N1	06-MAY-2009 09:55:52	Tw_i_and_stray	45.500	80	7Del Sco	2.3160	30000.	91	37551	No
73	GOM_NL__2PRFIN20090506_100055_000000432078_00423_37551_2847.N1	06-MAY-2009 10:00:55	Bright	43.000	104	27Bet Lib	2.6140	13100.	86	37551	No
74	GOM_NL__2PRFIN20090506_101230_000000422078_00423_37551_2848.N1	06-MAY-2009 10:12:30	Bright	42.000	83		2.3780	11000.	84	37551	No
75	GOM_NL__2PRFIN20090506_101403_000000482078_00423_37551_2849.N1	06-MAY-2009 10:14:03	Bright	47.500	67	5Alp CrB	2.2210	11000.	95	37551	No
76	GOM_NL__2PRFIN20090506_102452_000000432078_00423_37551_2850.N1	06-MAY-2009 10:24:52	Bright	42.500	119	14Eta Dra	2.7270	4700.0	85	37551	No
77	GOM_NL__2PRFIN20090506_103532_000000372078_00423_37551_2851.N1	06-MAY-2009 10:35:32	Bright	37.000	89	5Alp Cep	2.4510	8000.0	74	37551	No
78	GOM_NL__2PRFIN20090506_104800_000000342078_00423_37551_2852.N1	06-MAY-2009 10:48:00	Tw_i_and_stray	34.000	93	53Bet Peg	2.5200	3100.0	68	37551	No
79	GOM_NL__2PRFIN20090506_105210_000000352078_00423_37551_2853.N1	06-MAY-2009 10:52:10	Dark	35.000	90	54Alp Peg	2.4870	11000.	70	37551	No
80	GOM_NL__2PRFIN20090506_105938_000000482078_00423_37551_2854.N1	06-MAY-2009 10:59:38	Dark	48.000	162	34Alp Aqr	2.9440	5350.0	96	37551	No
81	GOM_NL__2PRFIN20090506_112619_000000472078_00424_37552_2869.N1	06-MAY-2009 11:26:19	Straylight	47.000	40	The Sco	1.8590	7100.0	94	37552	No
82	GOM_NL__2PRFIN20090506_112809_000000522078_00424_37552_2870.N1	06-MAY-2009 11:28:09	Straylight	51.500	25	35Lam Sco	1.6200	28000.	103	37552	No
83	GOM_NL__2PRFIN20090506_113058_000000482078_00424_37552_2871.N1	06-MAY-2009 11:30:58	Straylight	47.500	75	26Eps Sco	2.2910	4250.0	95	37552	No
84	GOM_NL__2PRFIN20090506_113427_000000502078_00424_37552_2872.N1	06-MAY-2009 11:34:27	Tw_i_and_stray	49.500	16	21Alp Sco	1.0200	3000.0	99	37552	No
85	GOM_NL__2PRFIN20090506_113628_000000452078_00424_37552_2873.N1	06-MAY-2009 11:36:28	Tw_i_and_stray	45.000	80	7Del Sco	2.3160	30000.	90	37552	No
86	GOM_NL__2PRFIN20090506_114131_000000432078_00424_37552_2874.N1	06-MAY-2009 11:41:31	Bright	43.000	104	27Bet Lib	2.6140	13100.	86	37552	No
87	GOM_NL__2PRFIN20090506_115305_000000422078_00424_37552_2875.N1	06-MAY-2009 11:53:05	Bright	41.500	83		2.3780	11000.	83	37552	No
88	GOM_NL__2PRFIN20090506_115438_000000502078_00424_37552_2876.N1	06-MAY-2009 11:54:38	Bright	49.500	67	5Alp CrB	2.2210	11000.	99	37552	No
89	GOM_NL__2PRFIN20090506_120528_000000432078_00424_37552_2877.N1	06-MAY-2009 12:05:28	Bright	42.500	119	14Eta Dra	2.7270	4700.0	85	37552	No
90	GOM_NL__2PRFIN20090506_121608_000000372078_00424_37552_2878.N1	06-MAY-2009 12:16:08	Bright	36.500	89	5Alp Cep	2.4510	8000.0	73	37552	No
91	GOM_NL__2PRFIN20090506_122837_000000342078_00424_37552_2879.N1	06-MAY-2009 12:28:37	Tw_i_and_stray	34.000	93	53Bet Peg	2.5200	3100.0	68	37552	No
92	GOM_NL__2PRFIN20090506_123247_000000352078_00424_37552_2880.N1	06-MAY-2009 12:32:47	Dark	35.000	90	54Alp Peg	2.4870	11000.	70	37552	No
93	GOM_NL__2PRFIN20090506_124015_000000492078_00424_37552_2881.N1	06-MAY-2009 12:40:15	Dark	48.500	162	34Alp Aqr	2.9440	5350.0	97	37552	No
94	GOM_NL__2PRFIN20090506_130656_000000472078_00425_37553_2883.N1	06-MAY-2009 13:06:56	Straylight	47.000	40	The Sco	1.8590	7100.0	94	37553	No
95	GOM_NL__2PRFIN20090506_130846_000000522078_00425_37553_2884.N1	06-MAY-2009 13:08:46	Straylight	51.500	25	35Lam Sco	1.6200	28000.	103	37553	No
96	GOM_NL__2PRFIN20090506_131135_000000472078_00425_37553_2885.N1	06-MAY-2009 13:11:35	Straylight	47.000	75	26Eps Sco	2.2910	4250.0	94	37553	No
97	GOM_NL__2PRFIN20090506_131503_000000492078_00425_37553_2886.N1	06-MAY-2009 13:15:03	Tw_i_and_stray	49.000	16	21Alp Sco	1.0200	3000.0	98	37553	No
98	GOM_NL__2PRFIN20090506_131704_000000462078_00425_37553_2887.N1	06-MAY-2009 13:17:04	Tw_i_and_stray	45.500	80	7Del Sco	2.3160	30000.	91	37553	No
99	GOM_NL__2PRFIN20090506_132206_000000432078_00425_37553_2888.N1	06-MAY-2009 13:22:06	Bright	42.500	104	27Bet Lib	2.6140	13100.	85	37553	No
100	GOM_NL__2PRFIN20090506_133340_000000412078_00425_37553_2889.N1	06-MAY-2009 13:33:40	Bright	40.500	83		2.3780	11000.	81	37553	No
101	GOM_NL__2PRFIN20090506_133513_000000482078_00425_37553_2890.N1	06-MAY-2009 13:35:13	Bright	47.500	67	5Alp CrB	2.2210	11000.	95	37553	No

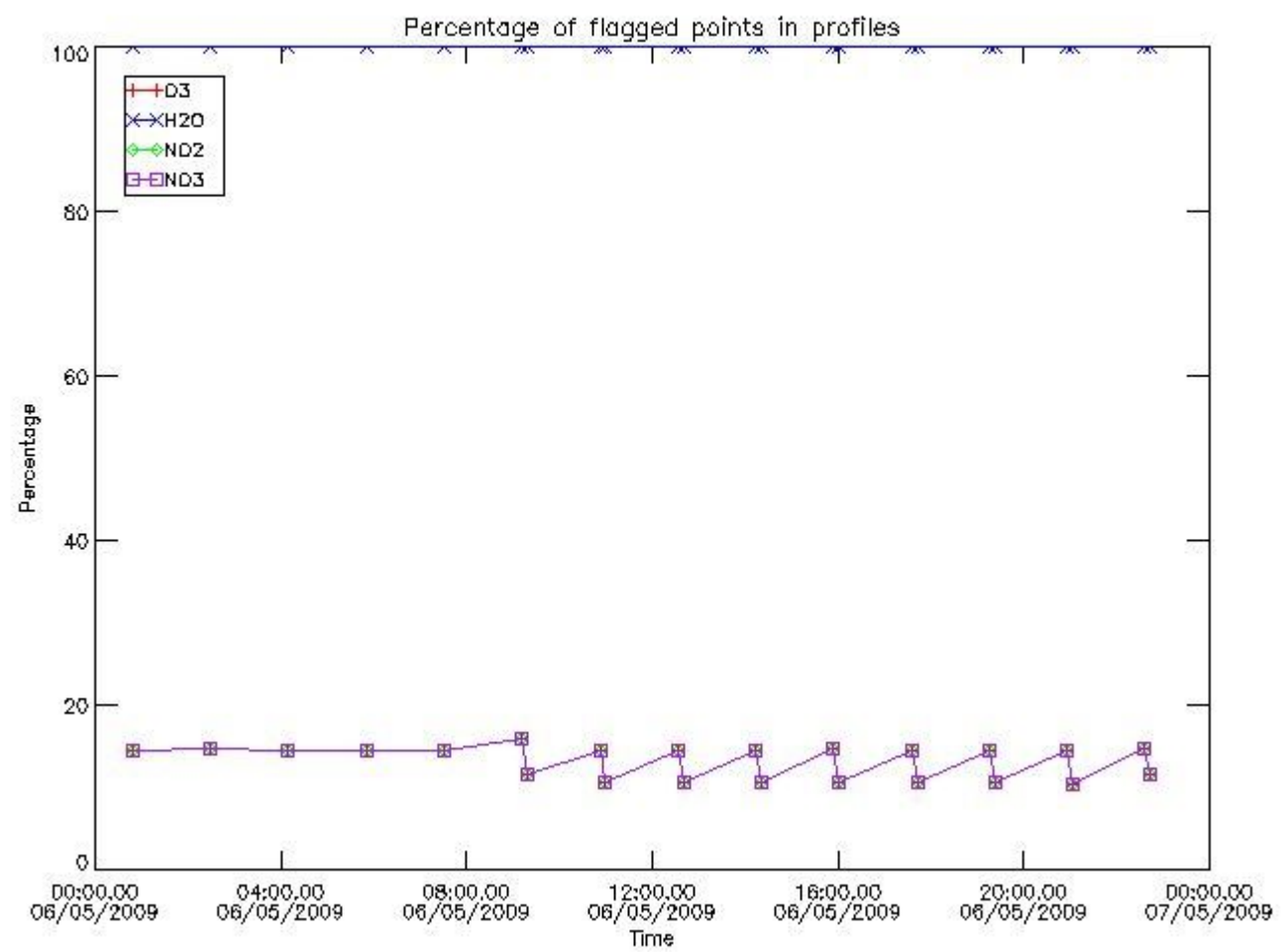
102	GOM_NL__2PRFIN20090506_135644_000000372078_00425_37553_2891.N1	06-MAY-2009 13:56:44	Bright	36.500	89	5Alp Cep	2.4510	8000.0	73	37553	No
103	GOM_NL__2PRFIN20090506_140913_000000352078_00425_37553_2892.N1	06-MAY-2009 14:09:13	Twilight	34.500	93	53Bet Peg	2.5200	3100.0	69	37553	No
104	GOM_NL__2PRFIN20090506_141323_000000352078_00425_37553_2893.N1	06-MAY-2009 14:13:23	Dark	35.000	90	54Alp Peg	2.4870	11000.	70	37553	No
105	GOM_NL__2PRFIN20090506_142052_000000482078_00425_37553_2894.N1	06-MAY-2009 14:20:52	Dark	48.000	162	34Alp Aqr	2.9440	5350.0	96	37553	No
106	GOM_NL__2PRFIN20090506_144733_000000472078_00426_37554_2894.N1	06-MAY-2009 14:47:33	Straylight	47.000	40	The Sco	1.8590	7100.0	94	37554	No
107	GOM_NL__2PRFIN20090506_144923_000000512078_00426_37554_2895.N1	06-MAY-2009 14:49:23	Straylight	51.000	25	35Lam Sco	1.6200	28000.	102	37554	No
108	GOM_NL__2PRFIN20090506_145211_000000472078_00426_37554_2896.N1	06-MAY-2009 14:52:11	Straylight	47.000	75	26Eps Sco	2.2910	4250.0	94	37554	No
109	GOM_NL__2PRFIN20090506_145540_000000492078_00426_37554_2897.N1	06-MAY-2009 14:55:40	Twilight	48.500	16	21Alp Sco	1.0200	3000.0	97	37554	No
110	GOM_NL__2PRFIN20090506_145740_000000462078_00426_37554_2898.N1	06-MAY-2009 14:57:40	Twilight	45.500	80	7Del Sco	2.3160	30000.	91	37554	No
111	GOM_NL__2PRFIN20090506_150242_000000452078_00426_37554_2899.N1	06-MAY-2009 15:02:42	Bright	45.000	104	27Bet Lib	2.6140	13100.	90	37554	No
112	GOM_NL__2PRFIN20090506_151417_000000402078_00426_37554_2900.N1	06-MAY-2009 15:14:17	Bright	40.000	83		2.3780	11000.	80	37554	No
113	GOM_NL__2PRFIN20090506_151549_000000492078_00426_37554_2901.N1	06-MAY-2009 15:15:49	Bright	49.000	67	5Alp CrB	2.2210	11000.	98	37554	No
114	GOM_NL__2PRFIN20090506_152639_000000402078_00426_37554_2902.N1	06-MAY-2009 15:26:39	Bright	40.000	119	14Eta Dra	2.7270	4700.0	80	37554	No
115	GOM_NL__2PRFIN20090506_153719_000000372078_00426_37554_2903.N1	06-MAY-2009 15:37:19	Bright	36.500	89	5Alp Cep	2.4510	8000.0	73	37554	No
116	GOM_NL__2PRFIN20090506_154949_000000342078_00426_37554_2904.N1	06-MAY-2009 15:49:49	Twilight	34.000	93	53Bet Peg	2.5200	3100.0	68	37554	No
117	GOM_NL__2PRFIN20090506_155400_000000352078_00426_37554_2905.N1	06-MAY-2009 15:54:00	Dark	34.500	90	54Alp Peg	2.4870	11000.	69	37554	No
118	GOM_NL__2PRFIN20090506_160129_000000492078_00426_37554_2906.N1	06-MAY-2009 16:01:29	Dark	48.500	162	34Alp Aqr	2.9440	5350.0	97	37554	No
119	GOM_NL__2PRFIN20090506_162810_000000472078_00427_37555_2911.N1	06-MAY-2009 16:28:10	Straylight	47.000	40	The Sco	1.8590	7100.0	94	37555	No
120	GOM_NL__2PRFIN20090506_163000_000000512078_00427_37555_2912.N1	06-MAY-2009 16:30:00	Straylight	51.000	25	35Lam Sco	1.6200	28000.	102	37555	No
121	GOM_NL__2PRFIN20090506_163248_000000472078_00427_37555_2913.N1	06-MAY-2009 16:32:48	Straylight	47.000	75	26Eps Sco	2.2910	4250.0	94	37555	No
122	GOM_NL__2PRFIN20090506_163616_000000502078_00427_37555_2914.N1	06-MAY-2009 16:36:16	Twilight	49.500	16	21Alp Sco	1.0200	3000.0	99	37555	No
123	GOM_NL__2PRFIN20090506_163817_000000452078_00427_37555_2915.N1	06-MAY-2009 16:38:17	Twilight	45.000	80	7Del Sco	2.3160	30000.	90	37555	No
124	GOM_NL__2PRFIN20090506_164318_000000422078_00427_37555_2916.N1	06-MAY-2009 16:43:18	Bright	42.000	104	27Bet Lib	2.6140	13100.	84	37555	No
125	GOM_NL__2PRFIN20090506_165452_000000432078_00427_37555_2917.N1	06-MAY-2009 16:54:52	Bright	43.000	83		2.3780	11000.	86	37555	No
126	GOM_NL__2PRFIN20090506_165624_000000482078_00427_37555_2918.N1	06-MAY-2009 16:56:24	Bright	48.000	67	5Alp CrB	2.2210	11000.	96	37555	No
127	GOM_NL__2PRFIN20090506_170714_000000432078_00427_37555_2919.N1	06-MAY-2009 17:07:14	Bright	43.000	119	14Eta Dra	2.7270	4700.0	86	37555	No
128	GOM_NL__2PRFIN20090506_171754_000000382078_00427_37555_2920.N1	06-MAY-2009 17:17:54	Bright	37.500	89	5Alp Cep	2.4510	8000.0	75	37555	No
129	GOM_NL__2PRFIN20090506_173025_000000342078_00427_37555_2921.N1	06-MAY-2009 17:30:25	Twilight	34.000	93	53Bet Peg	2.5200	3100.0	68	37555	No
130	GOM_NL__2PRFIN20090506_173436_000000352078_00427_37555_2922.N1	06-MAY-2009 17:34:36	Dark	35.000	90	54Alp Peg	2.4870	11000.	70	37555	No
131	GOM_NL__2PRFIN20090506_174206_000000492078_00427_37555_2923.N1	06-MAY-2009 17:42:06	Dark	48.500	162	34Alp Aqr	2.9440	5350.0	97	37555	No
132	GOM_NL__2PRFIN20090506_180847_000000472078_00428_37556_2926.N1	06-MAY-2009 18:08:47	Straylight	47.000	40	The Sco	1.8590	7100.0	94	37556	No
133	GOM_NL__2PRFIN20090506_181037_000000512078_00428_37556_2927.N1	06-MAY-2009 18:10:37	Straylight	51.000	25	35Lam Sco	1.6200	28000.	102	37556	No
134	GOM_NL__2PRFIN20090506_181324_000000482078_00428_37556_2928.N1	06-MAY-2009 18:13:24	Straylight	47.500	75	26Eps Sco	2.2910	4250.0	95	37556	No
135	GOM_NL__2PRFIN20090506_181652_000000492078_00428_37556_2929.N1	06-MAY-2009 18:16:52	Twilight	49.000	16	21Alp Sco	1.0200	3000.0	98	37556	No
136	GOM_NL__2PRFIN20090506_181853_000000462078_00428_37556_2930.N1	06-MAY-2009 18:18:53	Twilight	45.500	80	7Del Sco	2.3160	30000.	91	37556	No
137	GOM_NL__2PRFIN20090506_182354_000000452078_00428_37556_2931.N1	06-MAY-2009 18:23:54	Bright	45.000	104	27Bet Lib	2.6140	13100.	90	37556	No
138	GOM_NL__2PRFIN20090506_183527_000000422078_00428_37556_2932.N1	06-MAY-2009 18:35:27	Bright	41.500	83		2.3780	11000.	83	37556	No
139	GOM_NL__2PRFIN20090506_183659_000000502078_00428_37556_2933.N1	06-MAY-2009 18:36:59	Bright	49.500	67	5Alp CrB	2.2210	11000.	99	37556	No
140	GOM_NL__2PRFIN20090506_184750_000000422078_00428_37556_2934.N1	06-MAY-2009 18:47:50	Bright	42.000	119	14Eta Dra	2.7270	4700.0	84	37556	No
141	GOM_NL__2PRFIN20090506_185830_000000372078_00428_37556_2935.N1	06-MAY-2009 18:58:30	Bright	37.000	89	5Alp Cep	2.4510	8000.0	74	37556	No
142	GOM_NL__2PRFIN20090506_191101_000000352078_00428_37556_2936.N1	06-MAY-2009 19:11:01	Twilight	34.500	93	53Bet Peg	2.5200	3100.0	69	37556	No
143	GOM_NL__2PRFIN20090506_191512_000000352078_00428_37556_2937.N1	06-MAY-2009 19:15:12	Dark	35.000	90	54Alp Peg	2.4870	11000.	70	37556	No
144	GOM_NL__2PRFIN20090506_192243_000000492078_00428_37556_2938.N1	06-MAY-2009 19:22:43	Dark	48.500	162	34Alp Aqr	2.9440	5350.0	97	37556	No
145	GOM_NL__2PRFIN20090506_194923_000000472078_00429_37557_2945.N1	06-MAY-2009 19:49:23	Straylight	47.000	40	The Sco	1.8590	7100.0	94	37557	No
146	GOM_NL__2PRFIN20090506_195113_000000512078_00429_37557_2946.N1	06-MAY-2009 19:51:13	Straylight	51.000	25	35Lam Sco	1.6200	28000.	102	37557	No
147	GOM_NL__2PRFIN20090506_195401_000000482078_00429_37557_2947.N1	06-MAY-2009 19:54:01	Straylight	47.500	75	26Eps Sco	2.2910	4250.0	95	37557	No
148	GOM_NL__2PRFIN20090506_195729_000000492078_00429_37557_2948.N1	06-MAY-2009 19:57:29	Twilight	49.000	16	21Alp Sco	1.0200	3000.0	98	37557	No
149	GOM_NL__2PRFIN20090506_195929_000000452078_00429_37557_2949.N1	06-MAY-2009 19:59:29	Twilight	45.000	80	7Del Sco	2.3160	30000.	90	37557	No
150	GOM_NL__2PRFIN20090506_200430_000000442078_00429_37557_2950.N1	06-MAY-2009 20:04:30	Bright	43.500	104	27Bet Lib	2.6140	13100.	87	37557	No
151	GOM_NL__2PRFIN20090506_201603_000000412078_00429_37557_2951.N1	06-MAY-2009 20:16:03	Bright	40.500	83		2.3780	11000.	81	37557	No
152	GOM_NL__2PRFIN20090506_201734_000000512078_00429_37557_2952.N1	06-MAY-2009 20:17:34	Bright	50.500	67	5Alp CrB	2.2210	11000.	101	37557	No
153	GOM_NL__2PRFIN20090506_202825_000000422078_00429_37557_2953.N1	06-MAY-2009 20:28:25	Bright	42.000	119	14Eta Dra	2.7270	4700.0	84	37557	No
154	GOM_NL__2PRFIN20090506_203906_000000372078_00429_37557_2954.N1	06-MAY-2009 20:39:06	Bright	37.000	89	5Alp Cep	2.4510	8000.0	74	37557	No
155	GOM_NL__2PRFIN20090506_205137_000000352078_00429_37557_2955.N1	06-MAY-2009 20:51:37	Twilight	34.500	93	53Bet Peg	2.5200	3100.0	69	37557	No
156	GOM_NL__2PRFIN20090506_205548_000000352078_00429_37557_2956.N1	06-MAY-2009 20:55:48	Dark	34.500	90	54Alp Peg	2.4870	11000.	69	37557	No
157	GOM_NL__2PRFIN20090506_210320_000000492078_00429_37557_2957.N1	06-MAY-2009 21:03:20	Dark	49.000	162	34Alp Aqr	2.9440	5350.0	98	37557	No
158	GOM_NL__2PRFIN20090506_213000_000000482078_00430_37558_2963.N1	06-MAY-2009 21:30:00	Straylight	47.500	40	The Sco	1.8590	7100.0	95	37558	No
159	GOM_NL__2PRFIN20090506_213150_000000512078_00430_37558_2964.N1	06-MAY-2009 21:31:50	Straylight	50.500	25	35Lam Sco	1.6200	28000.	101	37558	No
160	GOM_NL__2PRFIN20090506_213437_000000482078_00430_37558_2965.N1	06-MAY-2009 21:34:37	Straylight	47.500	75	26Eps Sco	2.2910	4250.0	95	37558	No

161	GOM_NL__2PRFIN20090506_213805_000000502078_00430_37558_2966.N1	06-MAY-2009 21:38:05	Twilight	49.500	16	21Alp Sco	1.0200	3000.0	99	37558	No
162	GOM_NL__2PRFIN20090506_214005_000000452078_00430_37558_2967.N1	06-MAY-2009 21:40:05	Twilight	45.000	80	7Del Sco	2.3160	30000.	90	37558	No
163	GOM_NL__2PRFIN20090506_214506_000000432078_00430_37558_2968.N1	06-MAY-2009 21:45:06	Bright	43.000	104	27Bet Lib	2.6140	13100.	86	37558	No
164	GOM_NL__2PRFIN20090506_215638_000000402078_00430_37558_2969.N1	06-MAY-2009 21:56:38	Bright	40.000	83		2.3780	11000.	80	37558	No
165	GOM_NL__2PRFIN20090506_215809_000000532078_00430_37558_2970.N1	06-MAY-2009 21:58:09	Bright	52.500	67	5Alp CrB	2.2210	11000.	105	37558	No
166	GOM_NL__2PRFIN20090506_220900_000000422078_00430_37558_2971.N1	06-MAY-2009 22:09:00	Bright	42.000	119	14Eta Dra	2.7270	4700.0	84	37558	No
167	GOM_NL__2PRFIN20090506_221941_000000372078_00430_37558_2972.N1	06-MAY-2009 22:19:41	Bright	37.000	89	5Alp Cep	2.4510	8000.0	74	37558	No
168	GOM_NL__2PRFIN20090506_223213_000000342078_00430_37558_2973.N1	06-MAY-2009 22:32:13	Twilight	34.000	93	53Bet Peg	2.5200	3100.0	68	37558	No
169	GOM_NL__2PRFIN20090506_223625_000000352078_00430_37558_2974.N1	06-MAY-2009 22:36:25	Dark	34.500	90	54Alp Peg	2.4870	11000.	69	37558	No
170	GOM_NL__2PRFIN20090506_224357_000000492078_00430_37558_2975.N1	06-MAY-2009 22:43:57	Dark	48.500	162	34Alp Aqr	2.9440	5350.0	97	37558	No
171	GOM_NL__2PRFIN20090506_231036_000000472078_00431_37559_2978.N1	06-MAY-2009 23:10:36	Straylight	47.000	40	The Sco	1.8590	7100.0	94	37559	No
172	GOM_NL__2PRFIN20090506_231227_000000512078_00431_37559_2979.N1	06-MAY-2009 23:12:27	Straylight	50.500	25	35Lam Sco	1.6200	28000.	101	37559	No
173	GOM_NL__2PRFIN20090506_231514_000000472078_00431_37559_2980.N1	06-MAY-2009 23:15:14	Straylight	47.000	75	26Eps Sco	2.2910	4250.0	94	37559	No
174	GOM_NL__2PRFIN20090506_231841_000000502078_00431_37559_2981.N1	06-MAY-2009 23:18:41	Twilight	49.500	16	21Alp Sco	1.0200	3000.0	99	37559	No
175	GOM_NL__2PRFIN20090506_232041_000000462078_00431_37559_2982.N1	06-MAY-2009 23:20:41	Twilight	45.500	80	7Del Sco	2.3160	30000.	91	37559	No
176	GOM_NL__2PRFIN20090506_232542_000000432078_00431_37559_2983.N1	06-MAY-2009 23:25:42	Bright	42.500	104	27Bet Lib	2.6140	13100.	85	37559	No
177	GOM_NL__2PRFIN20090506_233714_000000412078_00431_37559_2984.N1	06-MAY-2009 23:37:14	Bright	41.000	83		2.3780	11000.	82	37559	No
178	GOM_NL__2PRFIN20090506_233844_000000482078_00431_37559_2985.N1	06-MAY-2009 23:38:44	Bright	48.000	67	5Alp CrB	2.2210	11000.	96	37559	No
179	GOM_NL__2PRFIN20090506_234936_000000402078_00431_37559_2986.N1	06-MAY-2009 23:49:36	Bright	40.000	119	14Eta Dra	2.7270	4700.0	80	37559	No

3. Quality information per product

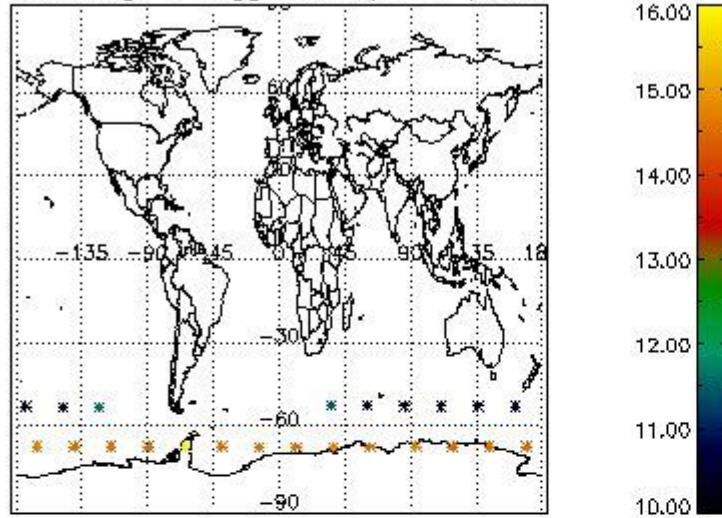
In this section it is plotted some information contained in the Quality Summary data set of the level 2 products. Only products in dark limb conditions and without errors (error flag in the MPH set to "0") are used.

3.1 Plot quality information per product (time dependant)

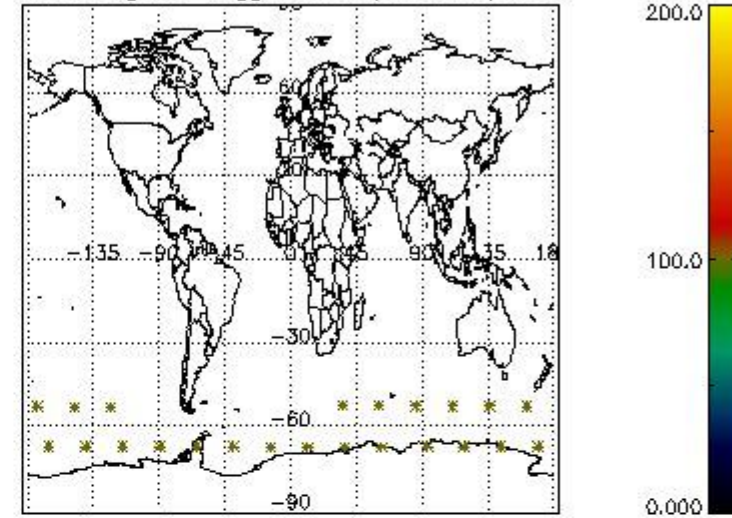


3.2 Plot quality information per product (world map)

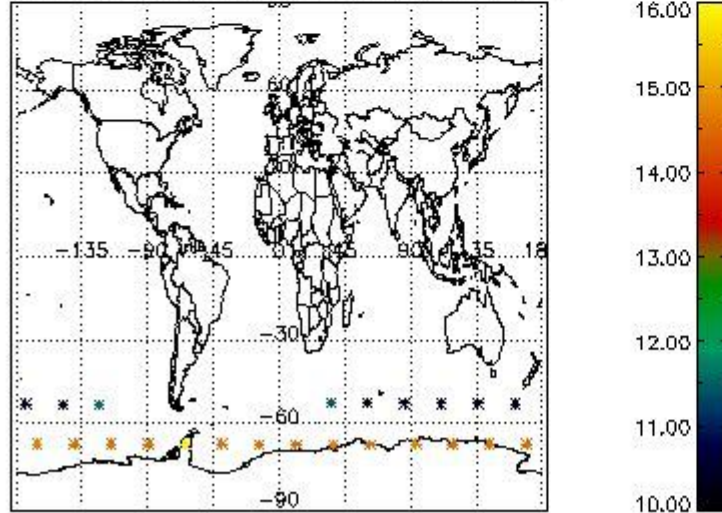
Percentage of flagged data per O3 profile



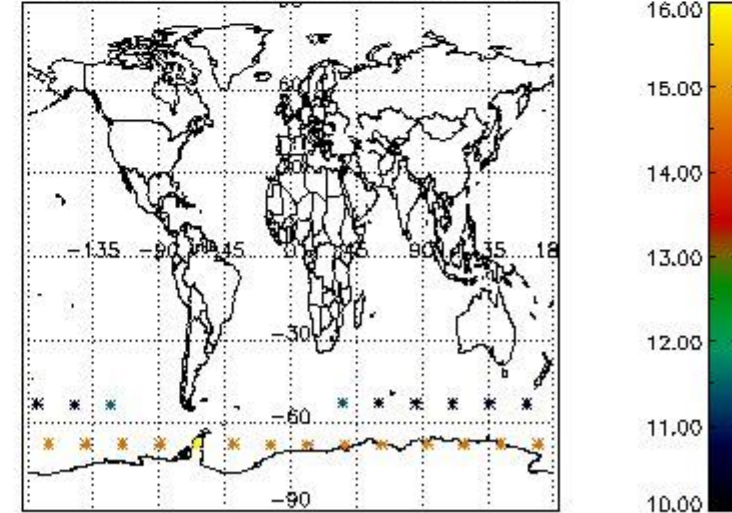
Percentage of flagged data per H2O profile



Percentage of flagged data per NO2 profile



Percentage of flagged data per NO3 profile

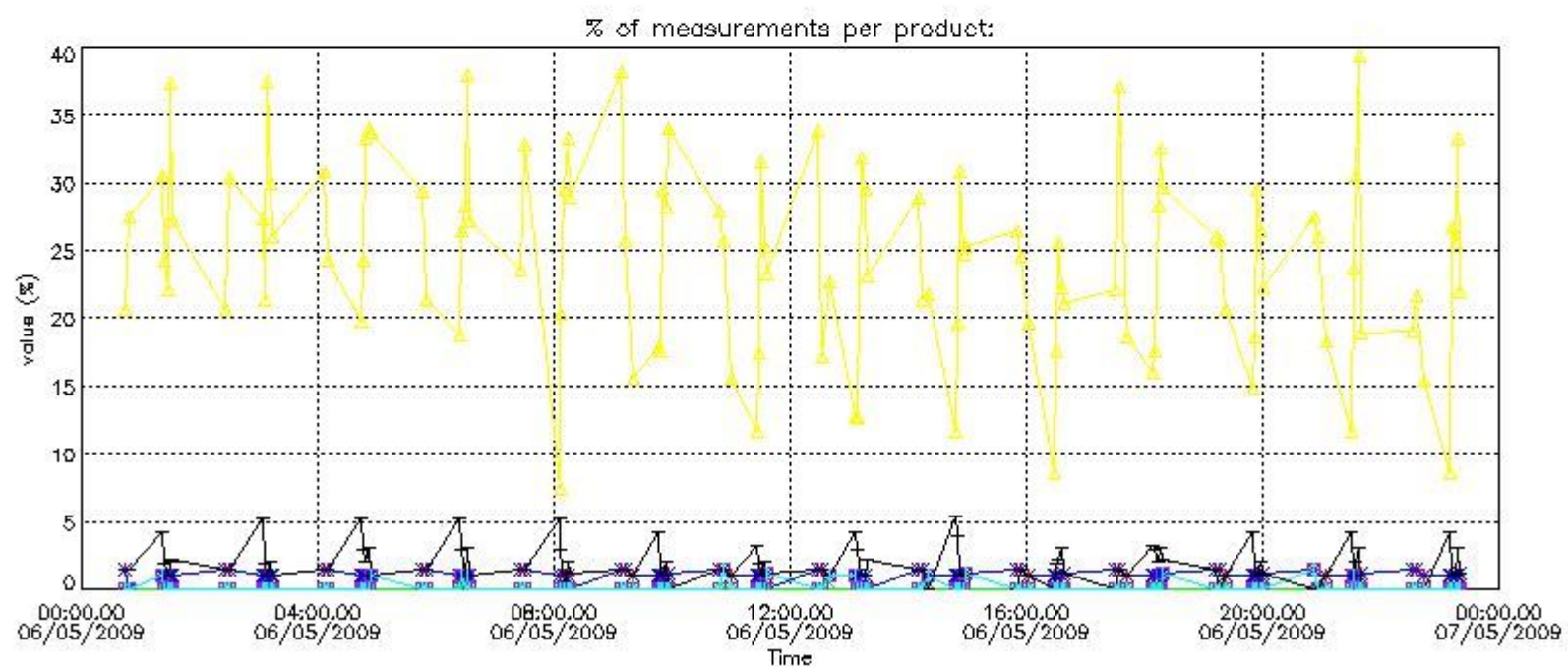


4. Level 1 quality information per product

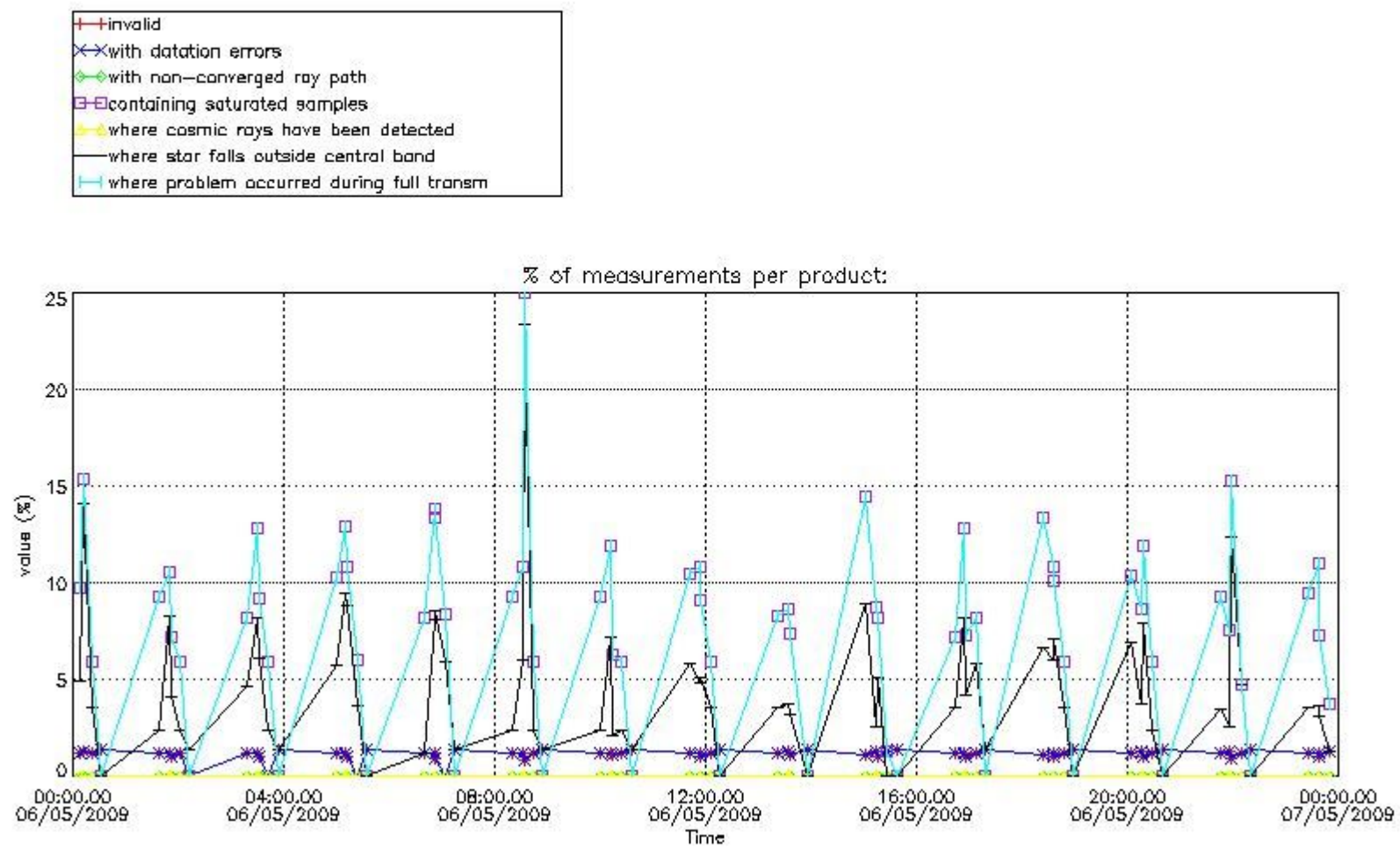
In this section it is plotted some information contained in the Quality Summary data set of the level 2 products that comes from the level 1b processing. Products without errors (error flag in the MPH set to "0") are used.

4.1 Plot quality information per product (time dependant) coming from level 1b processing

4.1.1 Plot level 1 quality information per product (time dependant): ENVISAT ASCENDING passes

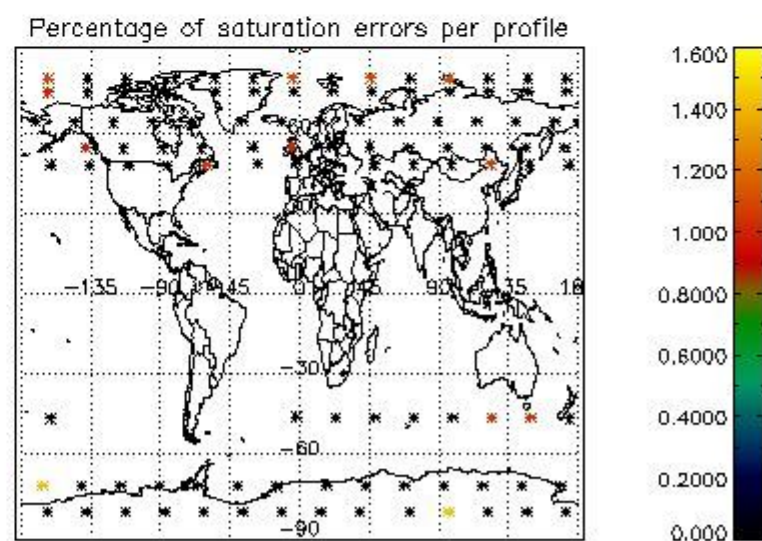
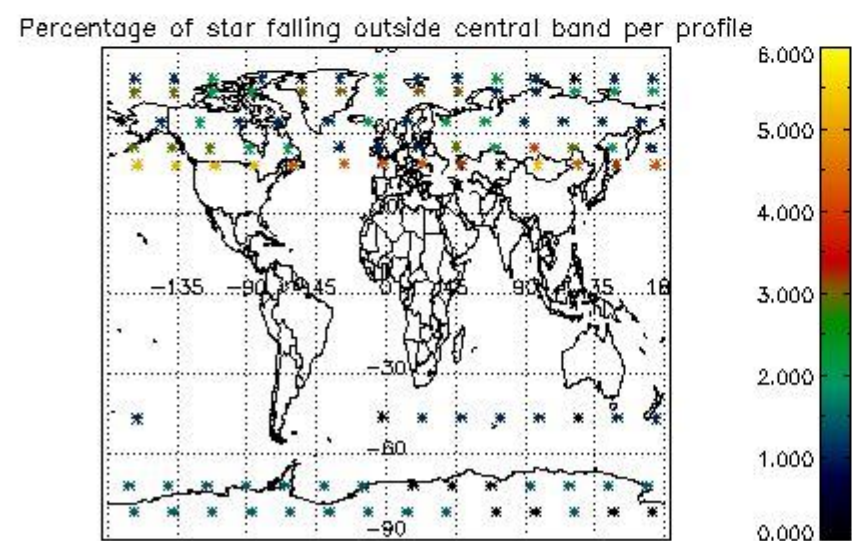
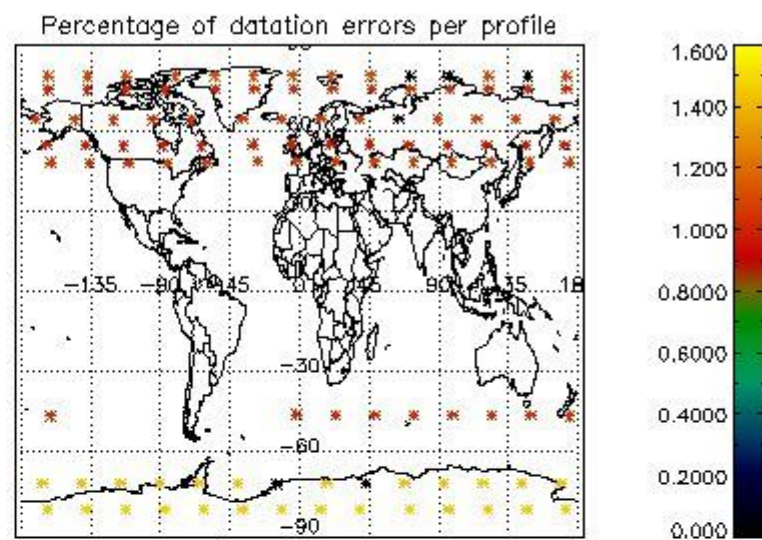
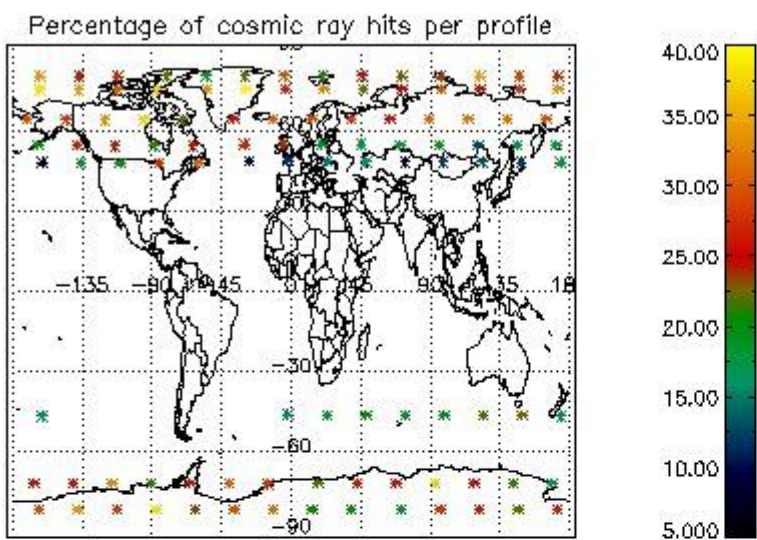


4.1.2 Plot level 1 quality information per product (time dependant): ENVI SAT DESCENDING passes

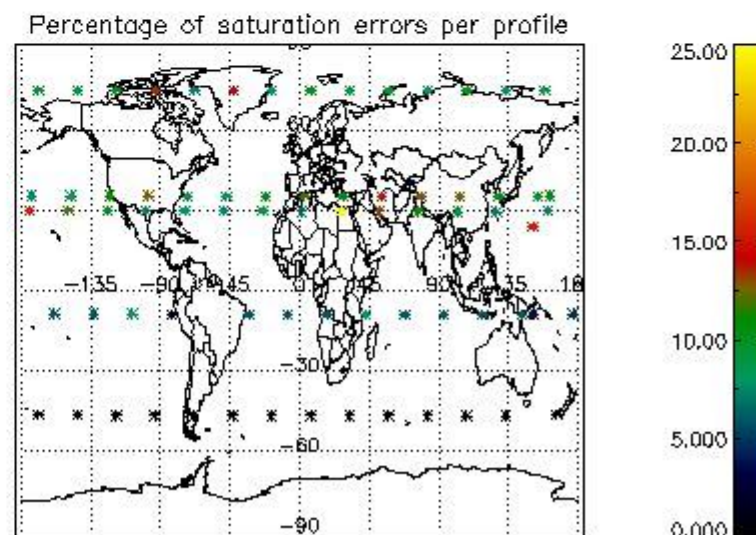
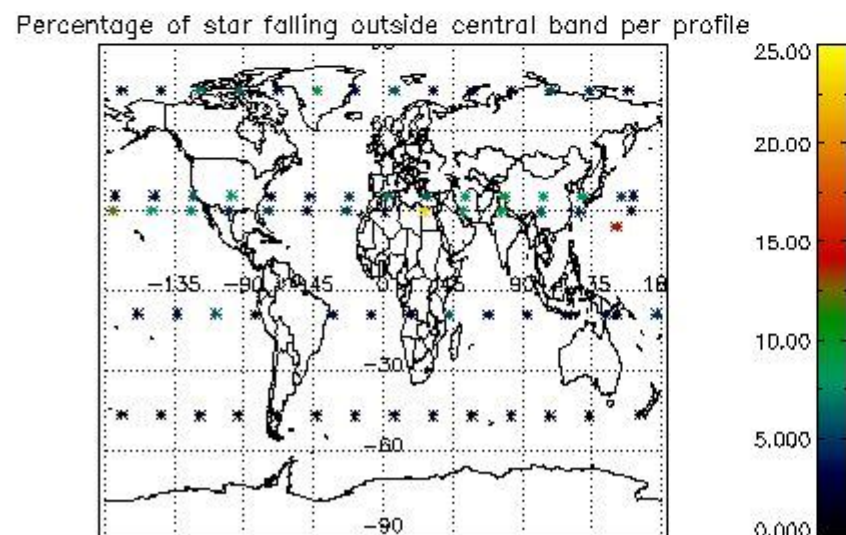
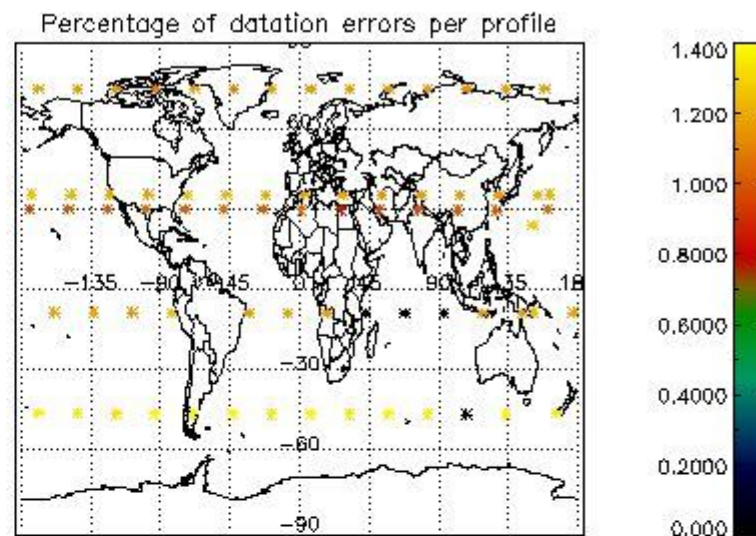
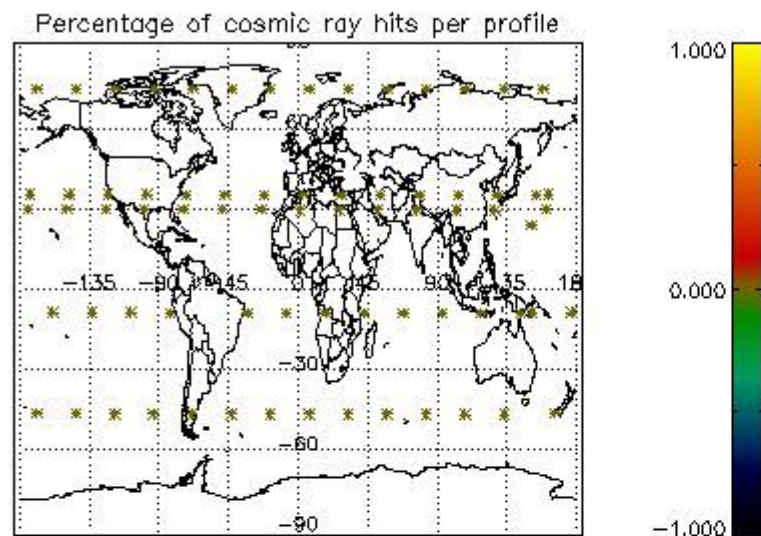


4.2 Plot quality information per product coming from level 1b processing (world map)

4.2.1 Plot level 1 quality information per product (world map): ENVISAT ASCENDING passes



4.2.2 Plot level 1 quality information per product (world map): ENVISAT DESCENDING passes



5. Trace gas profiles

5.1 Ozone statistics based on quality of products

The final quality of the products can be "measured" using the STD (Standard Deviation) attached to every point profile. This information is written to the parameter GOM_NL__2P/NL_LOCAL_SPECIES_DENSITY/o3_std of the level 2 products. The table below shows the statistics for given STD ranges.

The statistics are given with respect to the overall valid production:

- Products without fatal errors: GOM_NL__2P/MPH/PRODUCT_ERR=0
- Valid point profile: GOM_NL__2P/NL_LOCAL_SPECIES_DENSITY/pcd(0)=0

The 'Criteria' is applied to valid points of dark limb products:

- Products in dark limb illumination condition: GOM_NL__2P/NL_SUMMARY_QUALITY/obs_ill_cond=0
- Products without fatal errors: GOM_NL__2P/MPH/PRODUCT_ERR=0
- Valid point profile: GOM_NL__2P/NL_LOCAL_SPECIES_DENSITY/pcd(0)=0

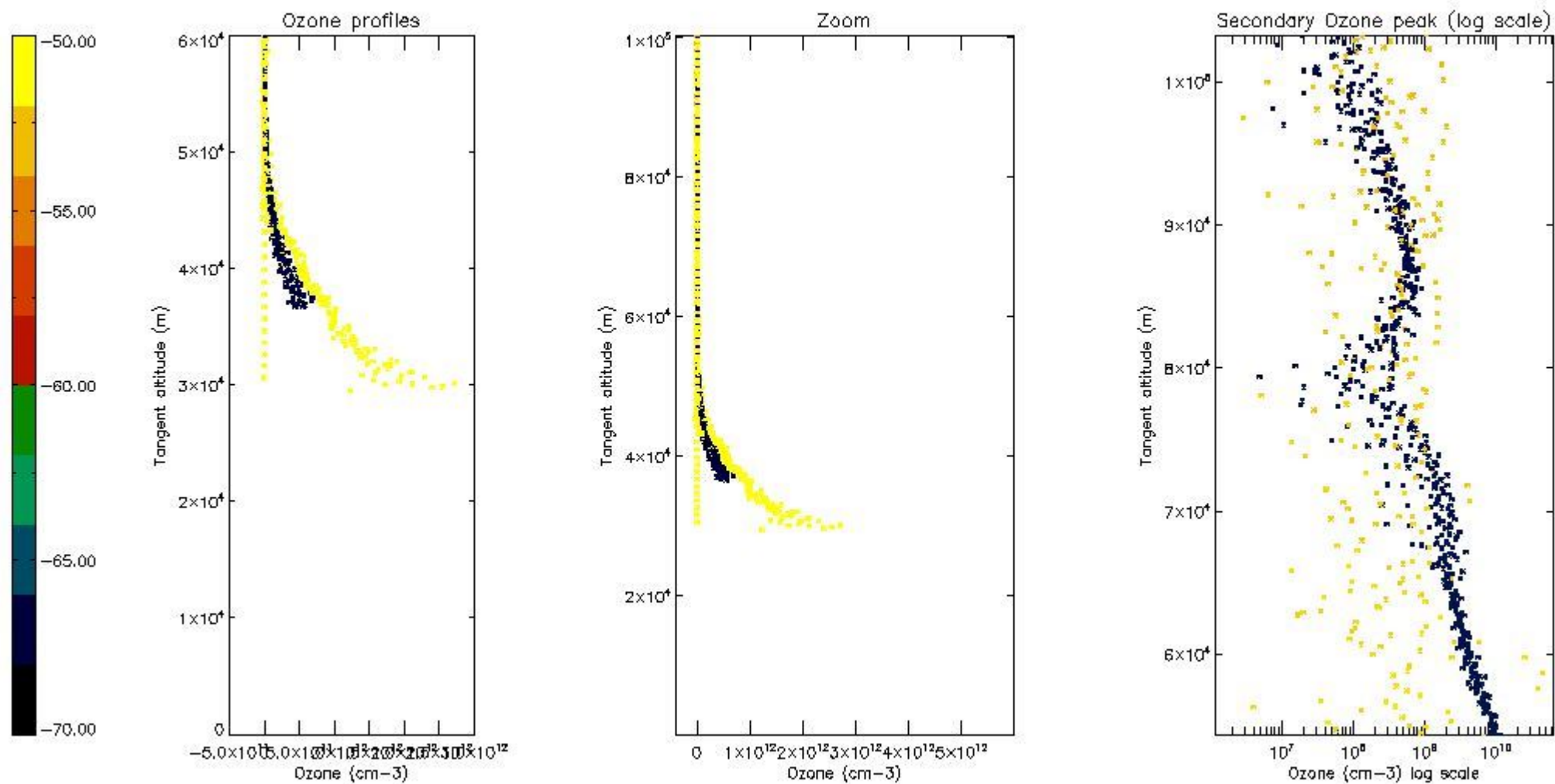
So, the table below shows the percentage of dark limb and valid observations for each criteria with respect to the overall valid daily observations.

Criteria	% of total production
All STD	12
STD < 20	4

STD < 10	2
STD < 5	1

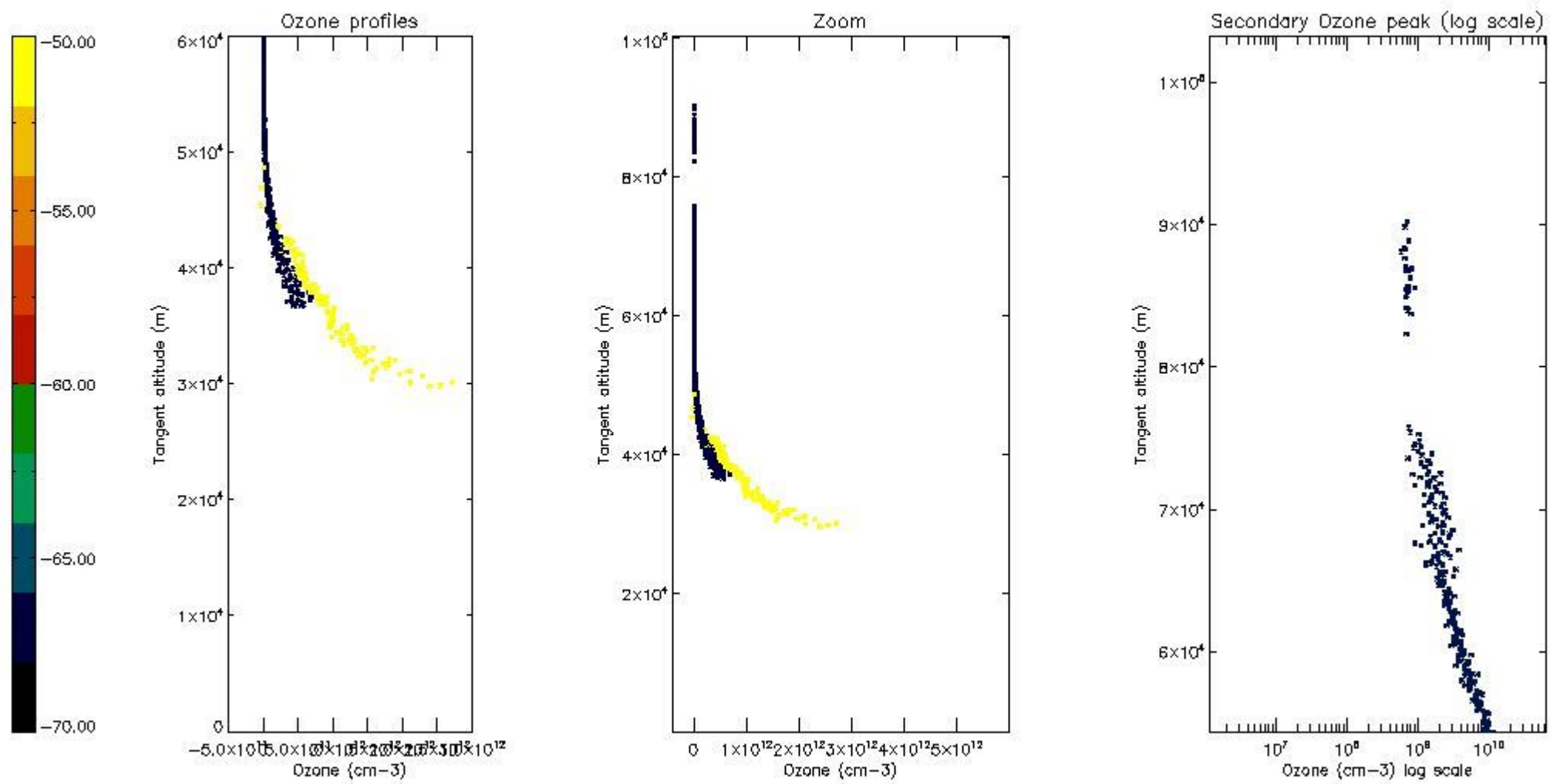
5.2 Plot ozone profiles for all STD (dark without errors)

The colorbar represents the latitude.



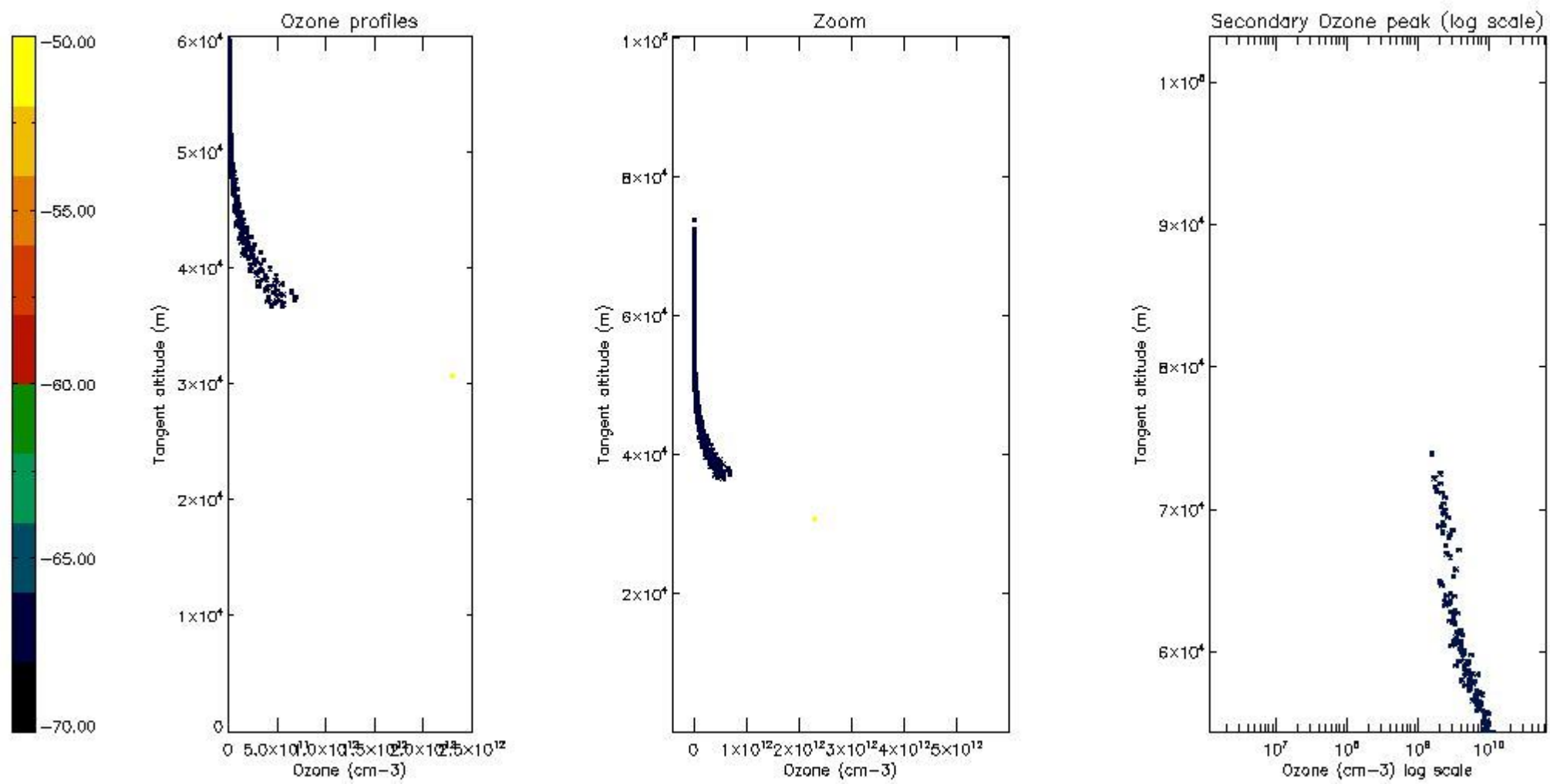
5.3 Plot ozone profiles where STD < 20% (dark without errors)

The colorbar represents the latitude.



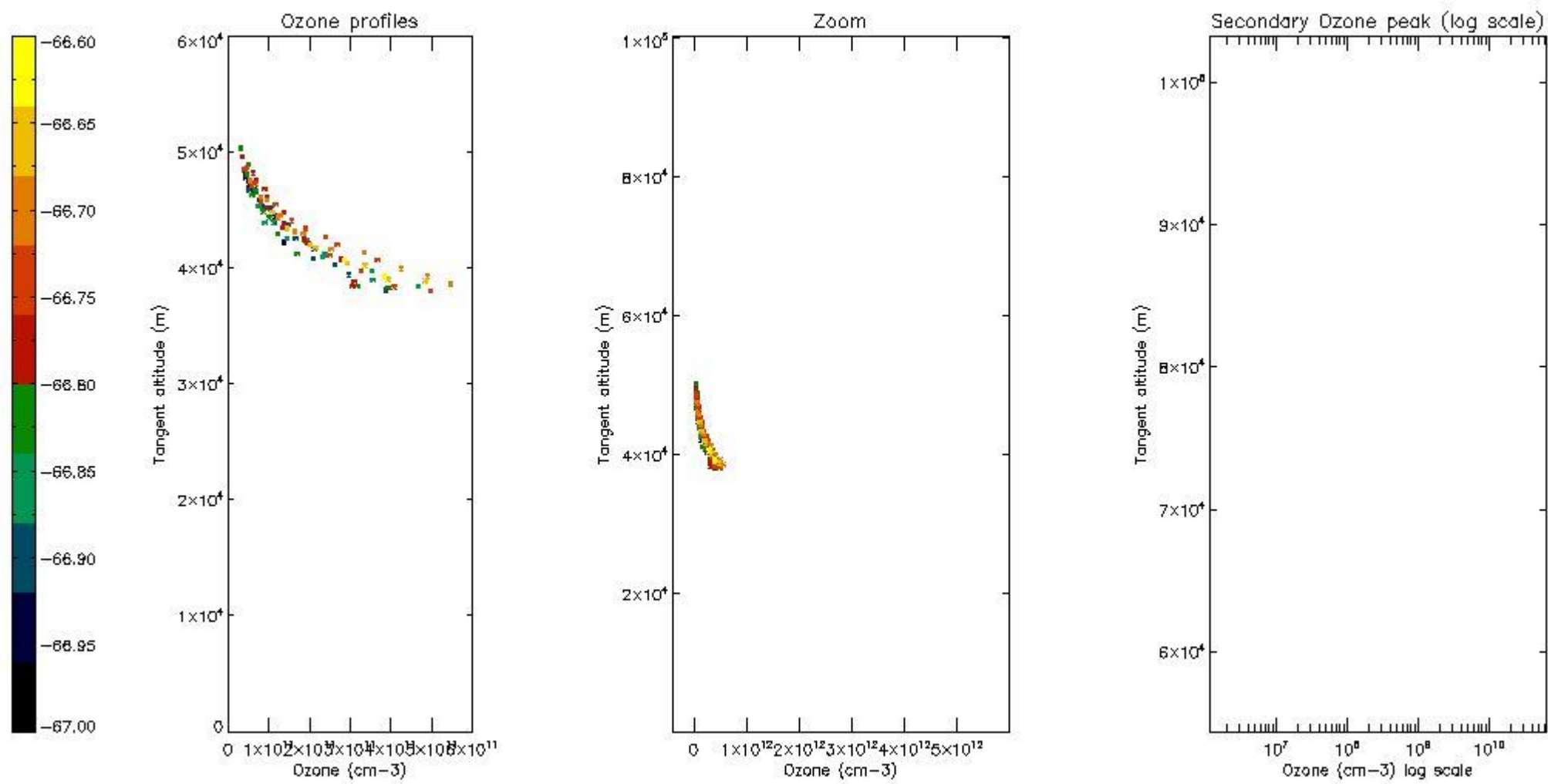
5.4 Plot ozone profiles where STD < 10% (dark without errors)

The colorbar represents the latitude.



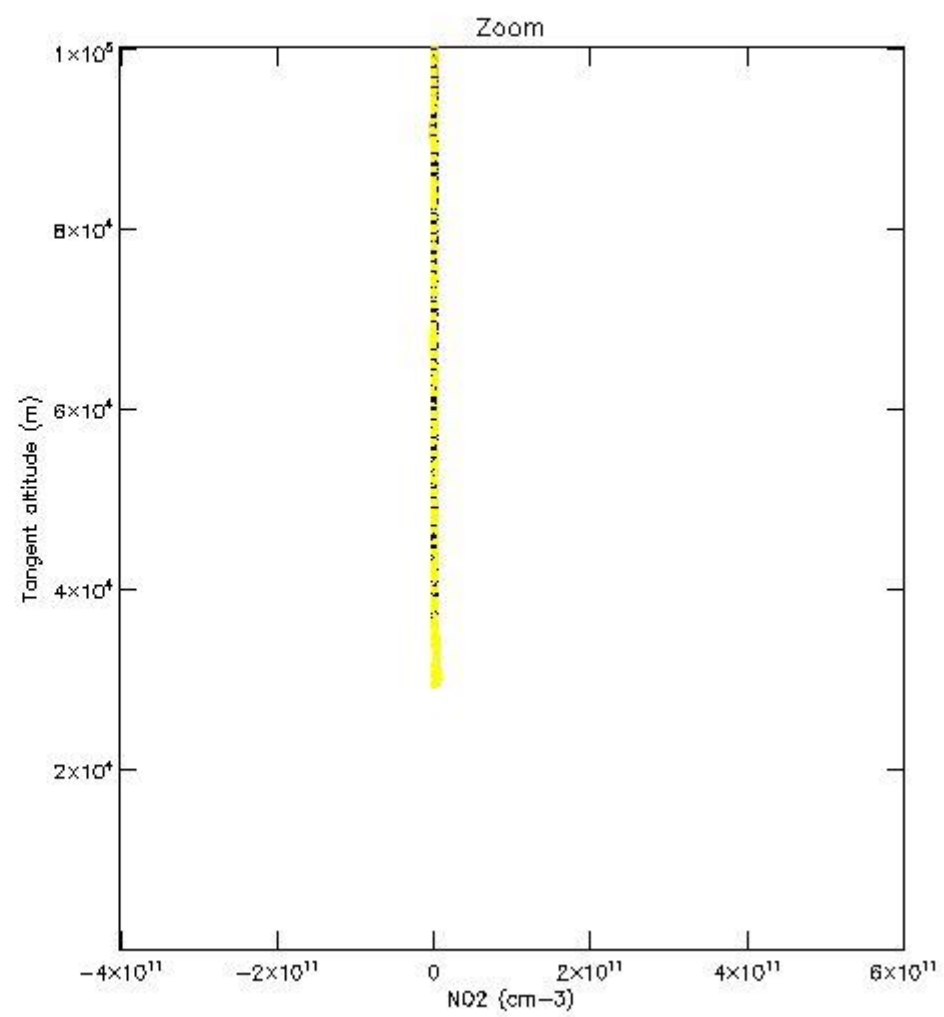
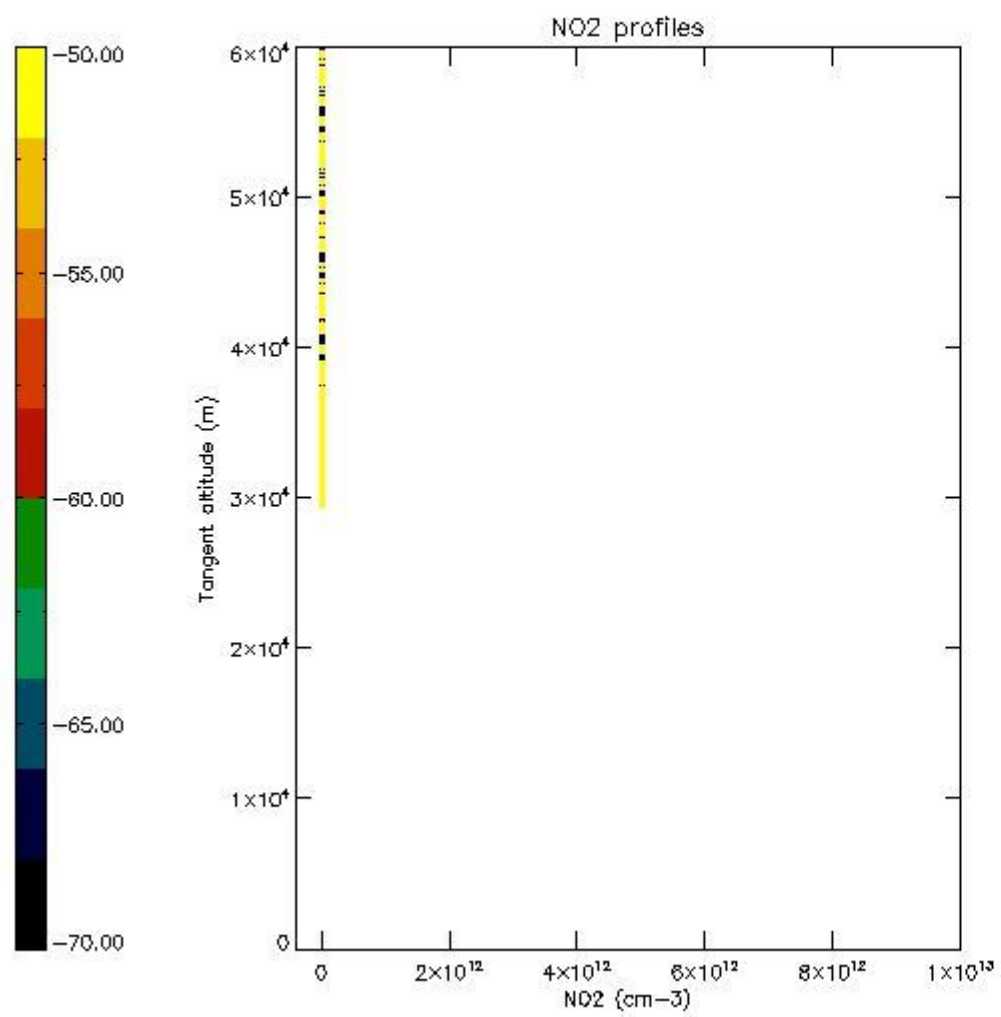
5.5 Plot ozone profiles where STD < 5% (dark without errors)

The colorbar represents the latitude.



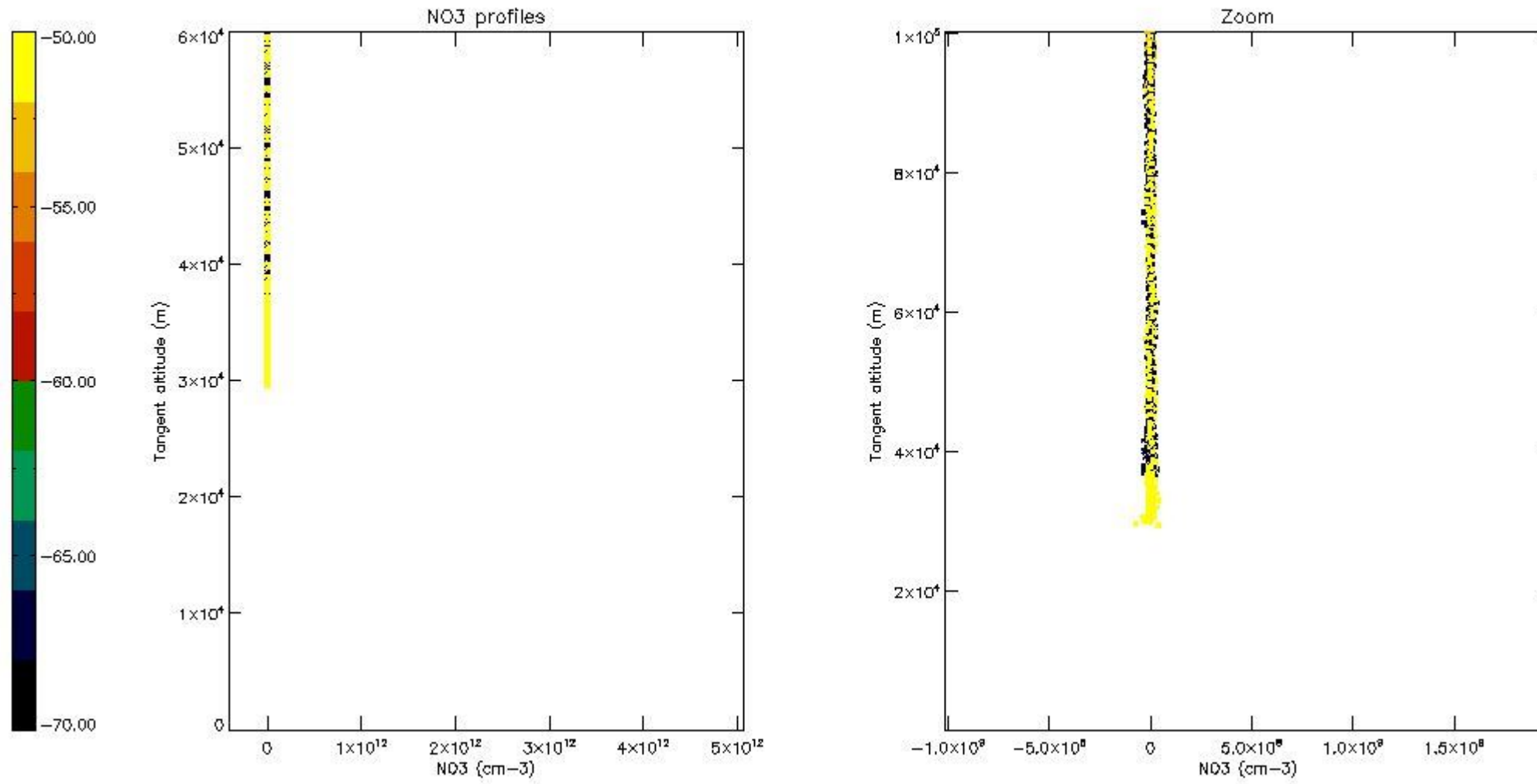
5.6 Plot NO₂ profiles for all STD (dark without errors)

The colorbar represents the latitude.



5.7 Plot NO3 profiles for all STD (dark without errors)

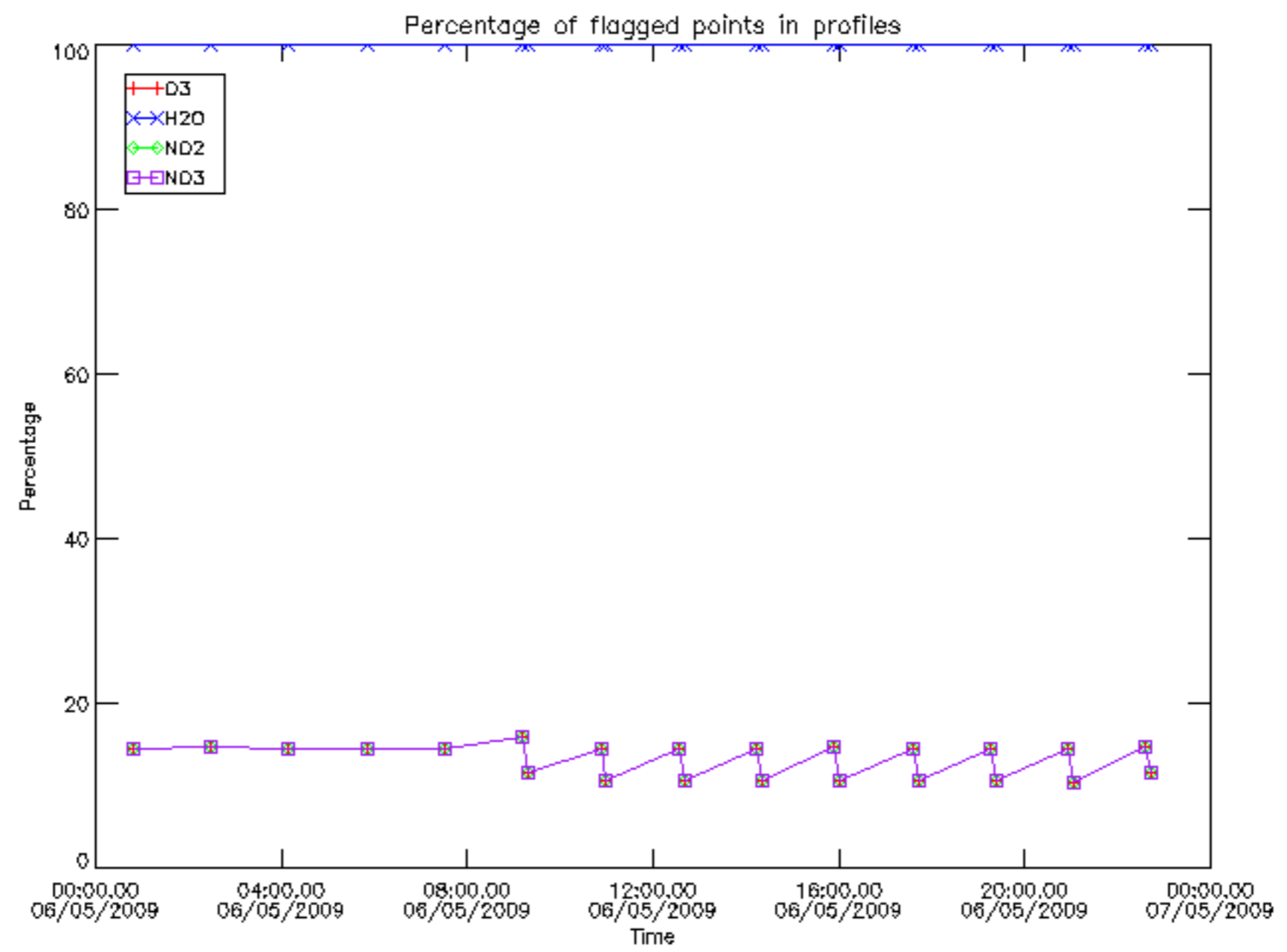
The colorbar represents the latitude.



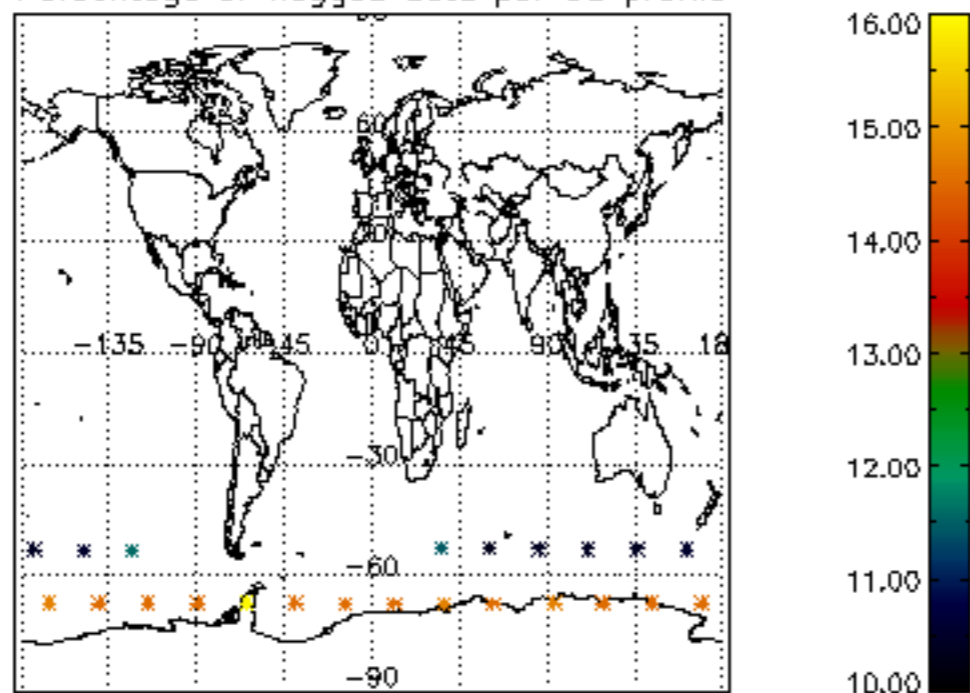
6. Auxiliary Data Files used for the production reported in section 2

The number reported in the third column indicates since which file (see list in section 2) the corresponding auxiliary file has been used. The fourth column is the date of those product files.

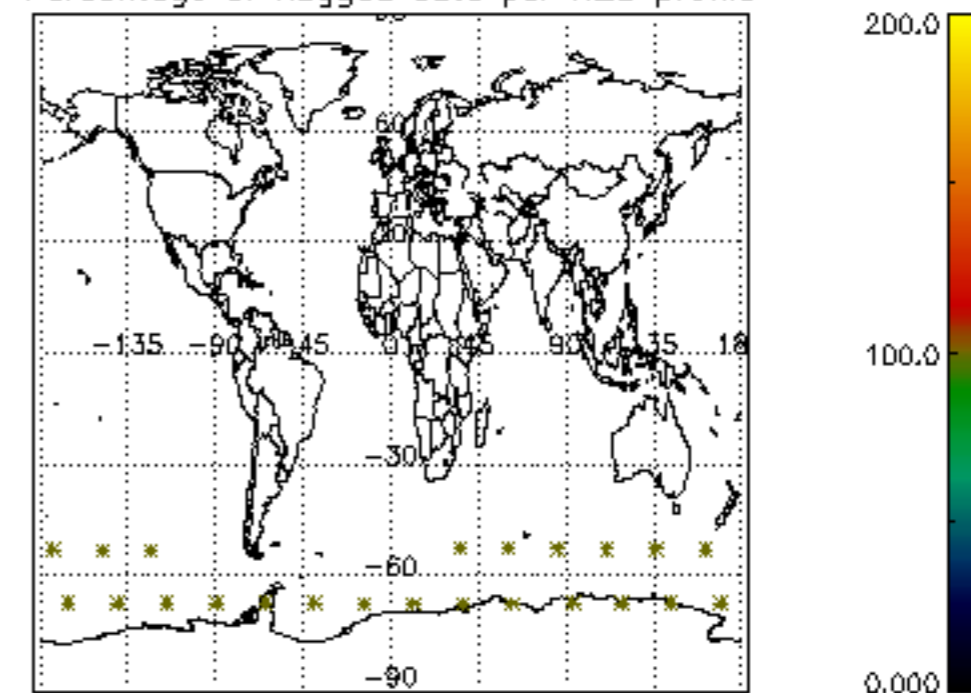
Type	Auxiliary Filename	Used since product	Used since product date
INST_PHYS_CHARACTERISTICS	GOM_INS_AXVIEC20091111_143220_20030716_120000_20500101_000000	1	06-MAY-2009 00:08:56
LEVEL-2_PROC_CONFIG	GOM_PR2_AXVIEC20091111_152718_20020301_000000_20500101_000000	1	06-MAY-2009 00:08:56
CROSS_SECTIONS_FILE	GOM_CRS_AXVIEC20091111_154832_20020301_000000_20500101_000000	1	06-MAY-2009 00:08:56



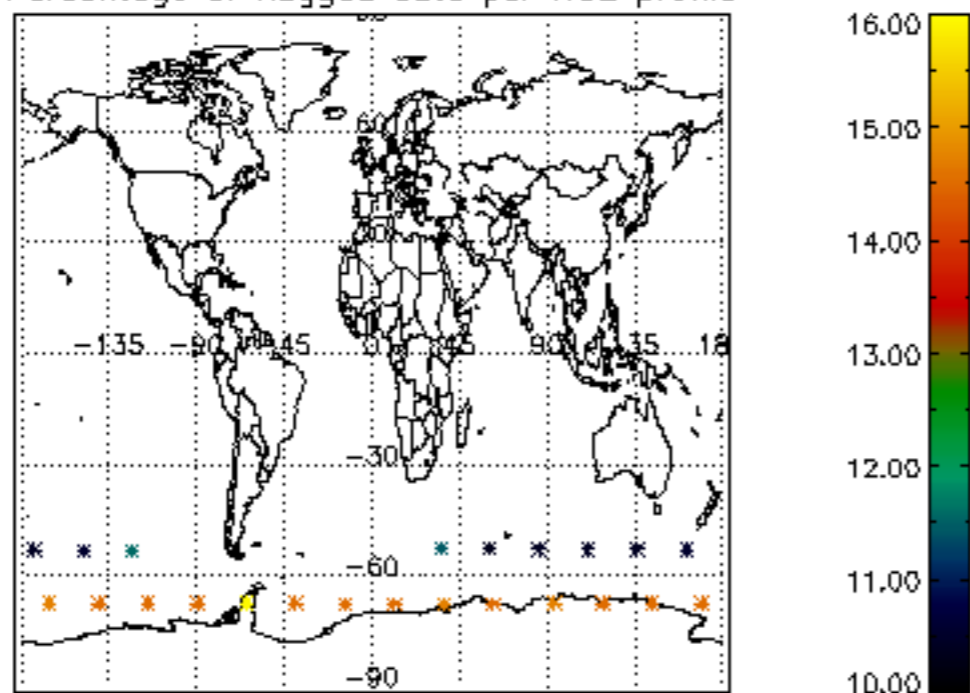
Percentage of flagged data per D3 profile



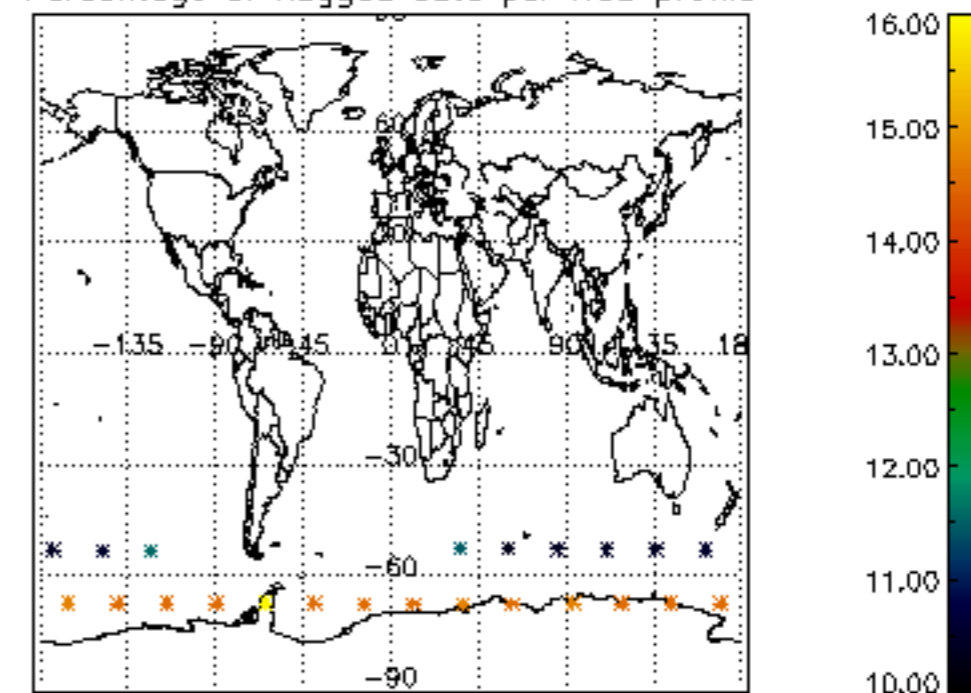
Percentage of flagged data per H2O profile

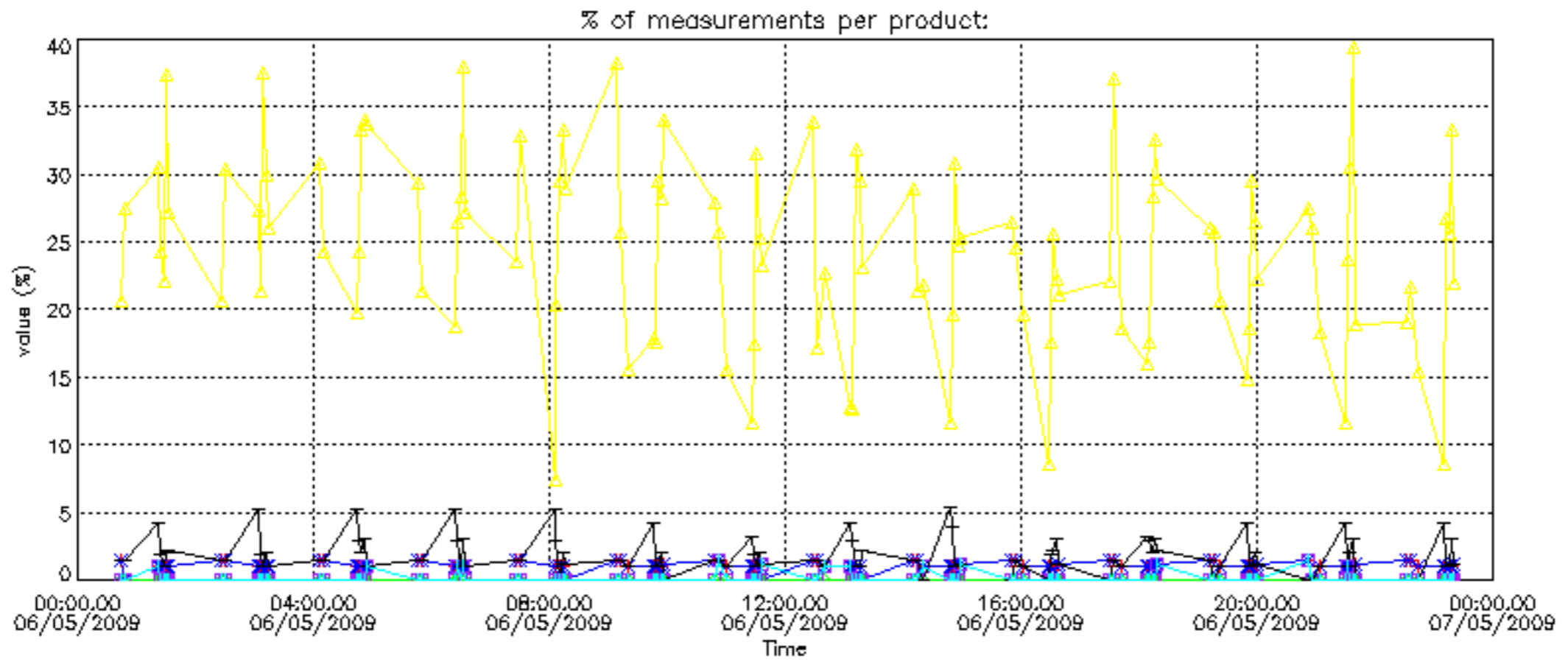


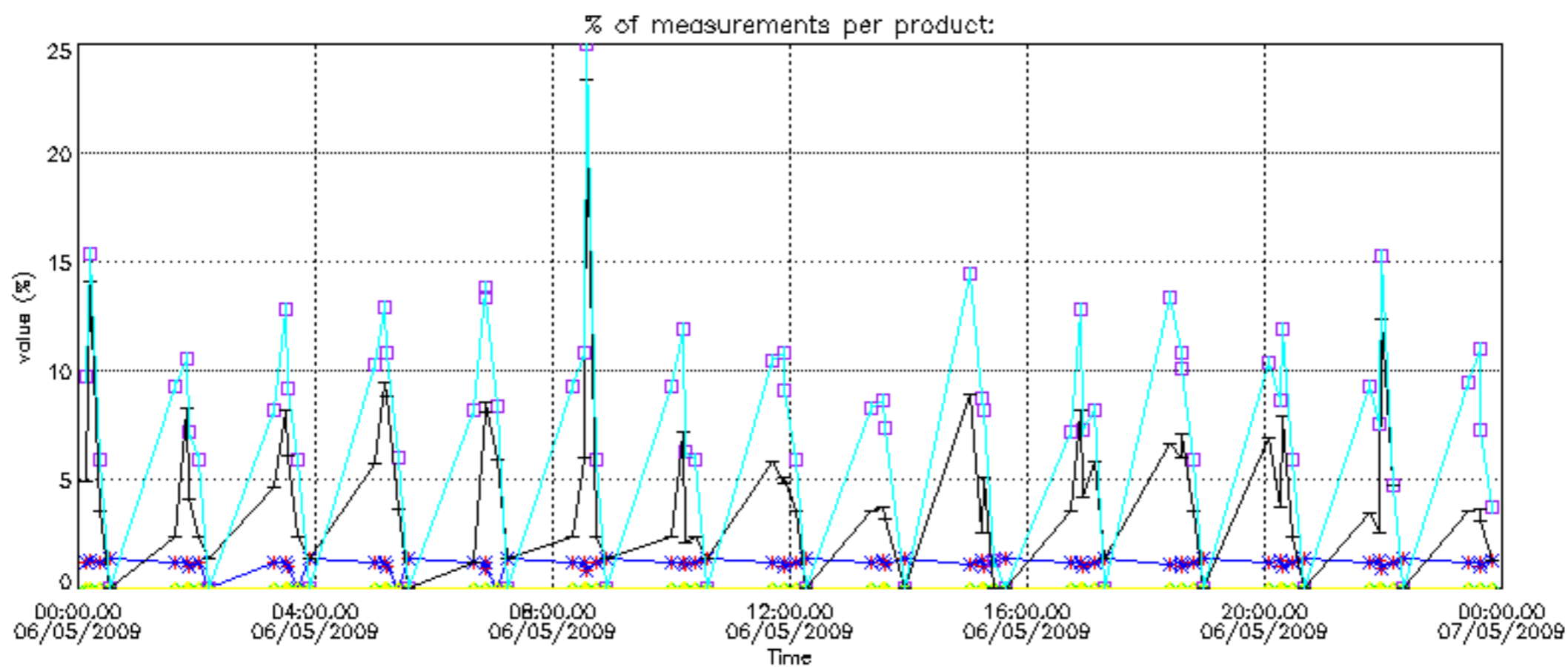
Percentage of flagged data per NO2 profile



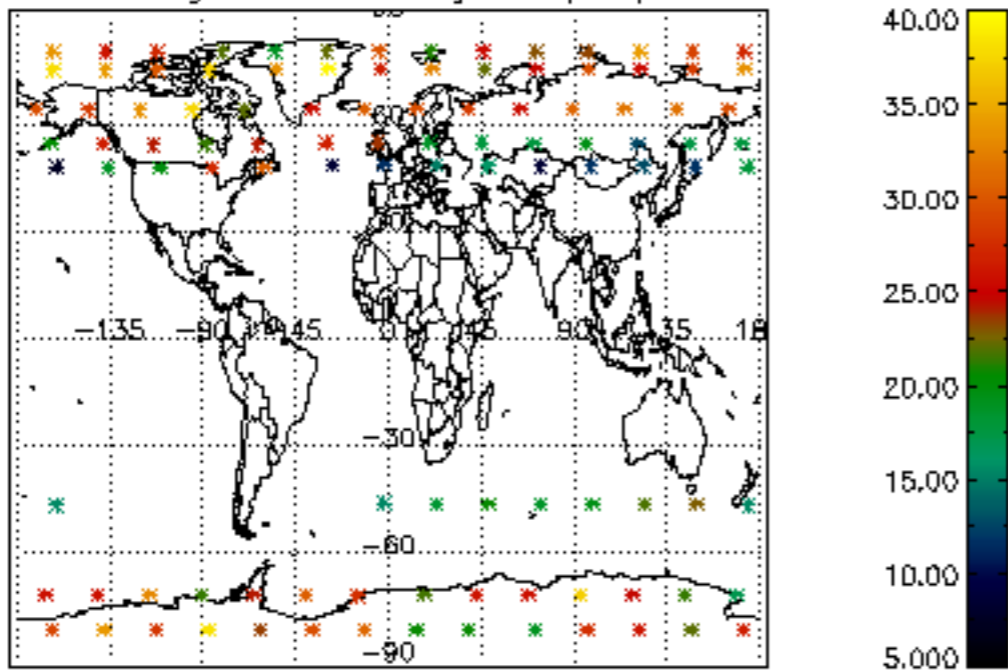
Percentage of flagged data per NO3 profile



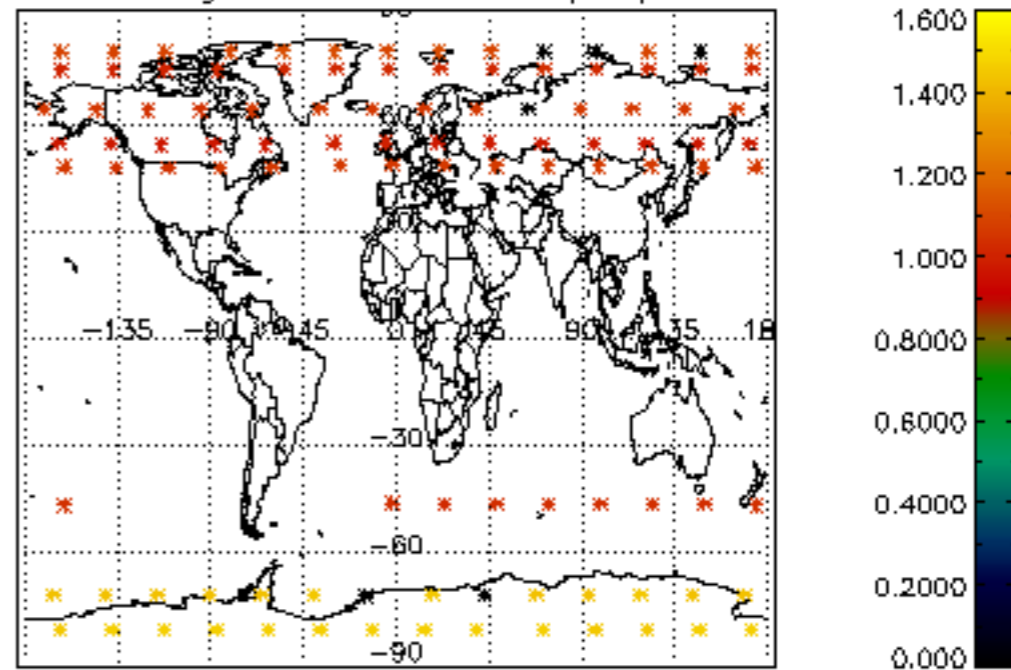




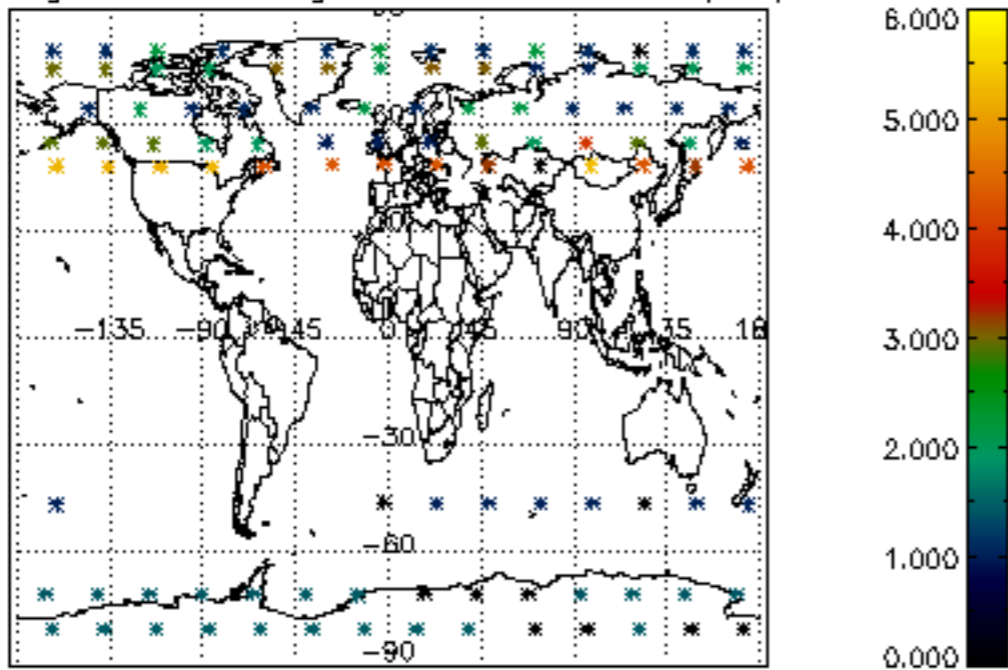
Percentage of cosmic ray hits per profile



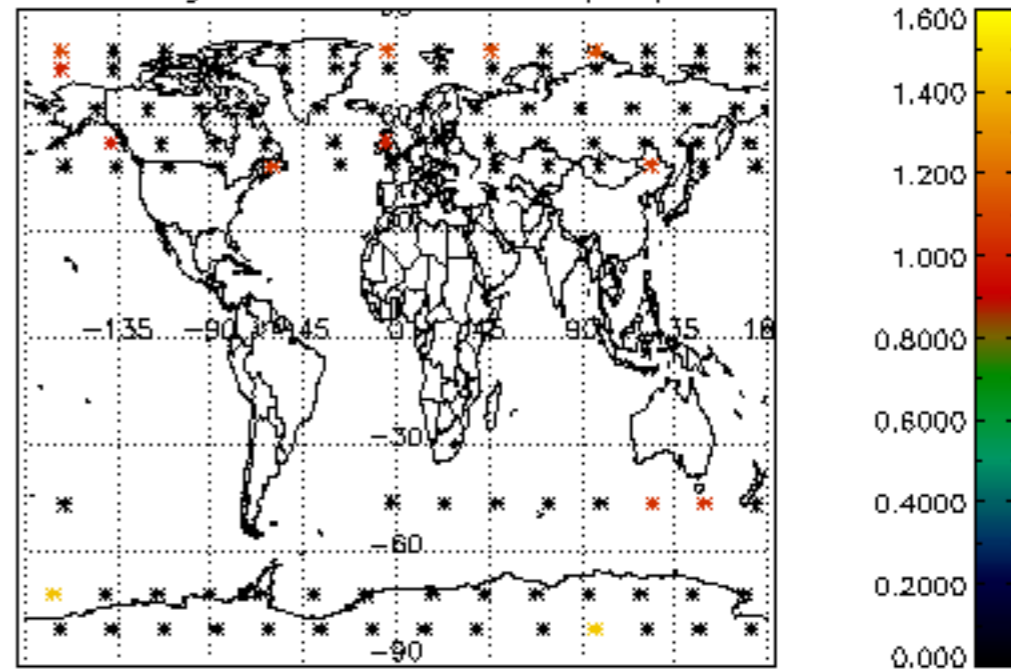
Percentage of datation errors per profile



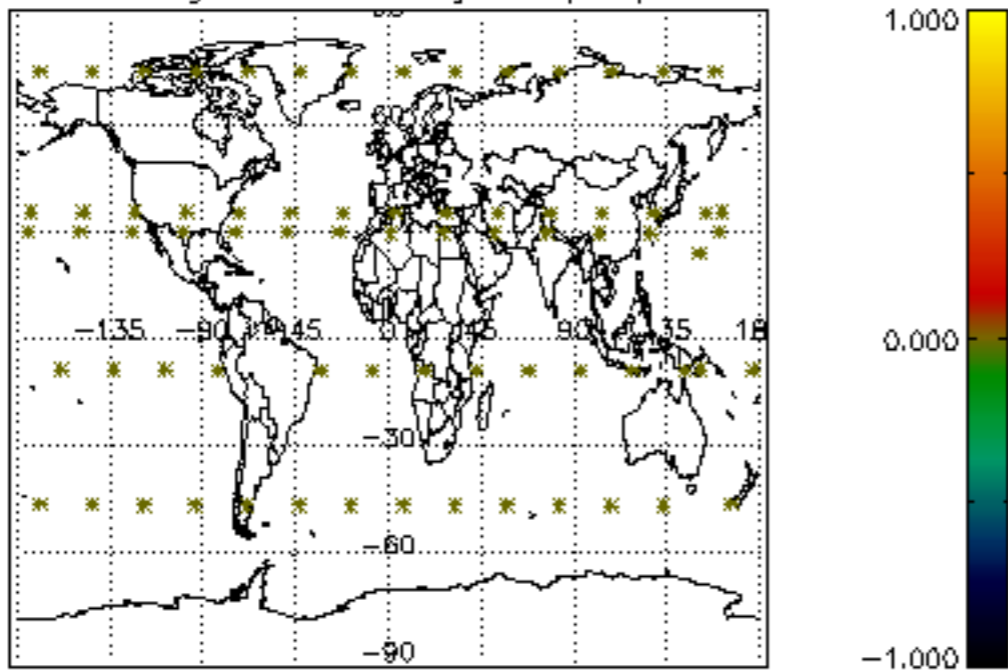
Percentage of star falling outside central band per profile



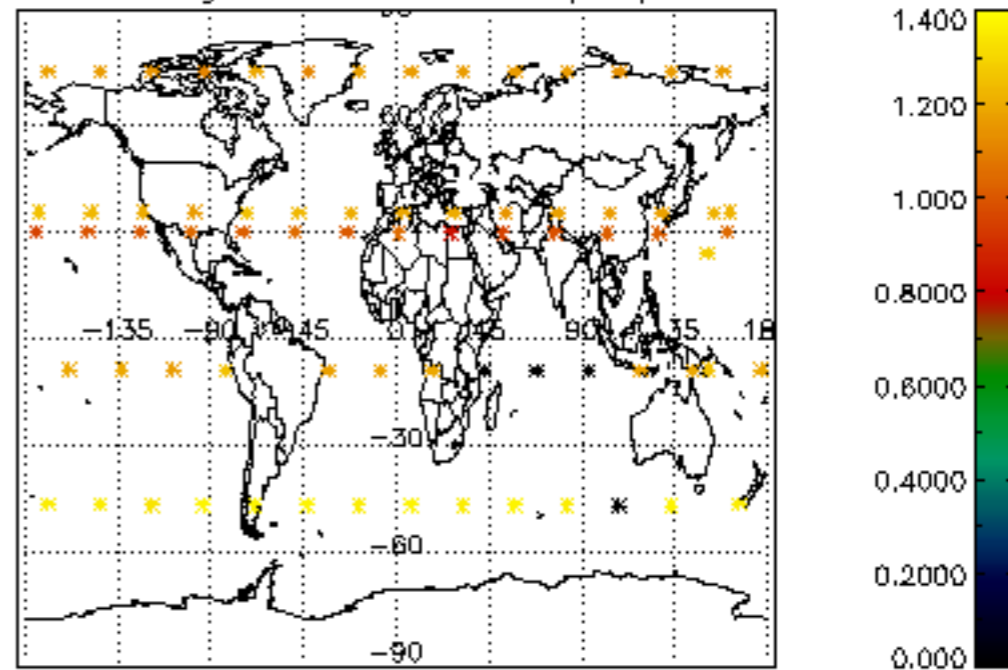
Percentage of saturation errors per profile



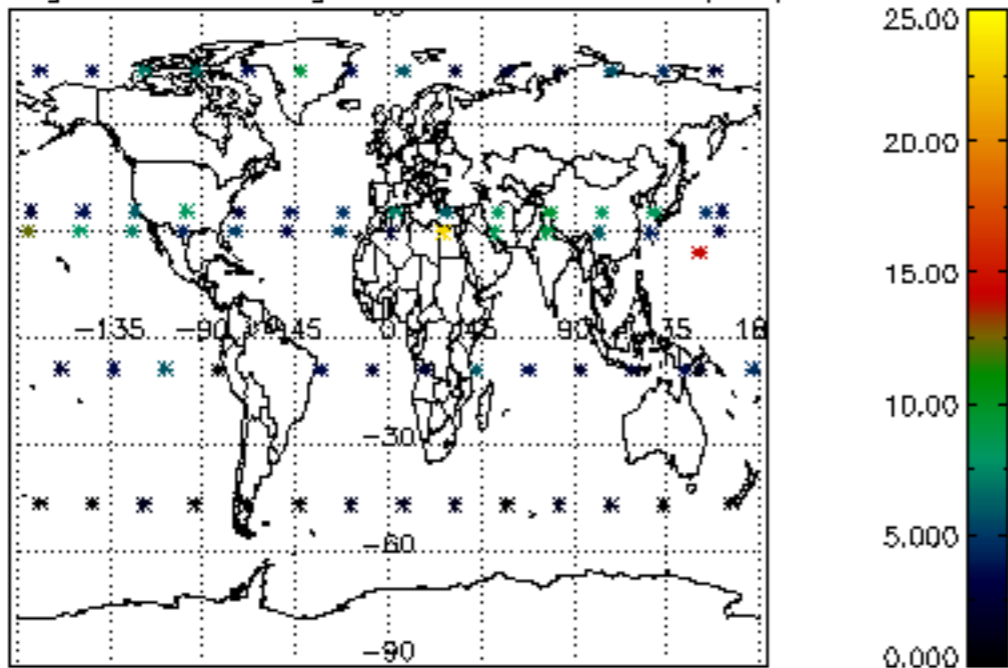
Percentage of cosmic ray hits per profile



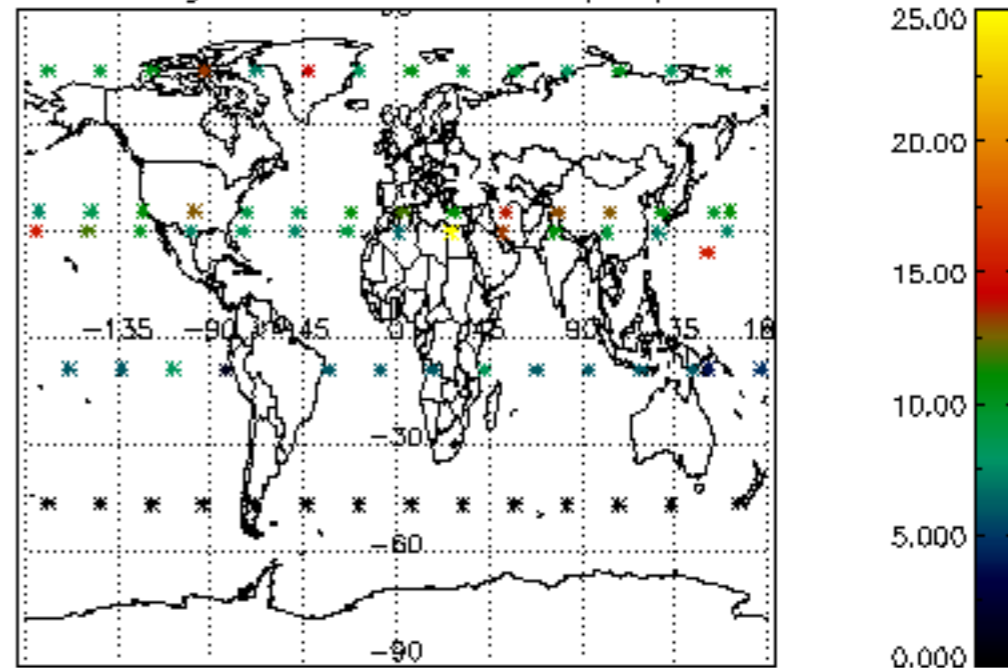
Percentage of datation errors per profile

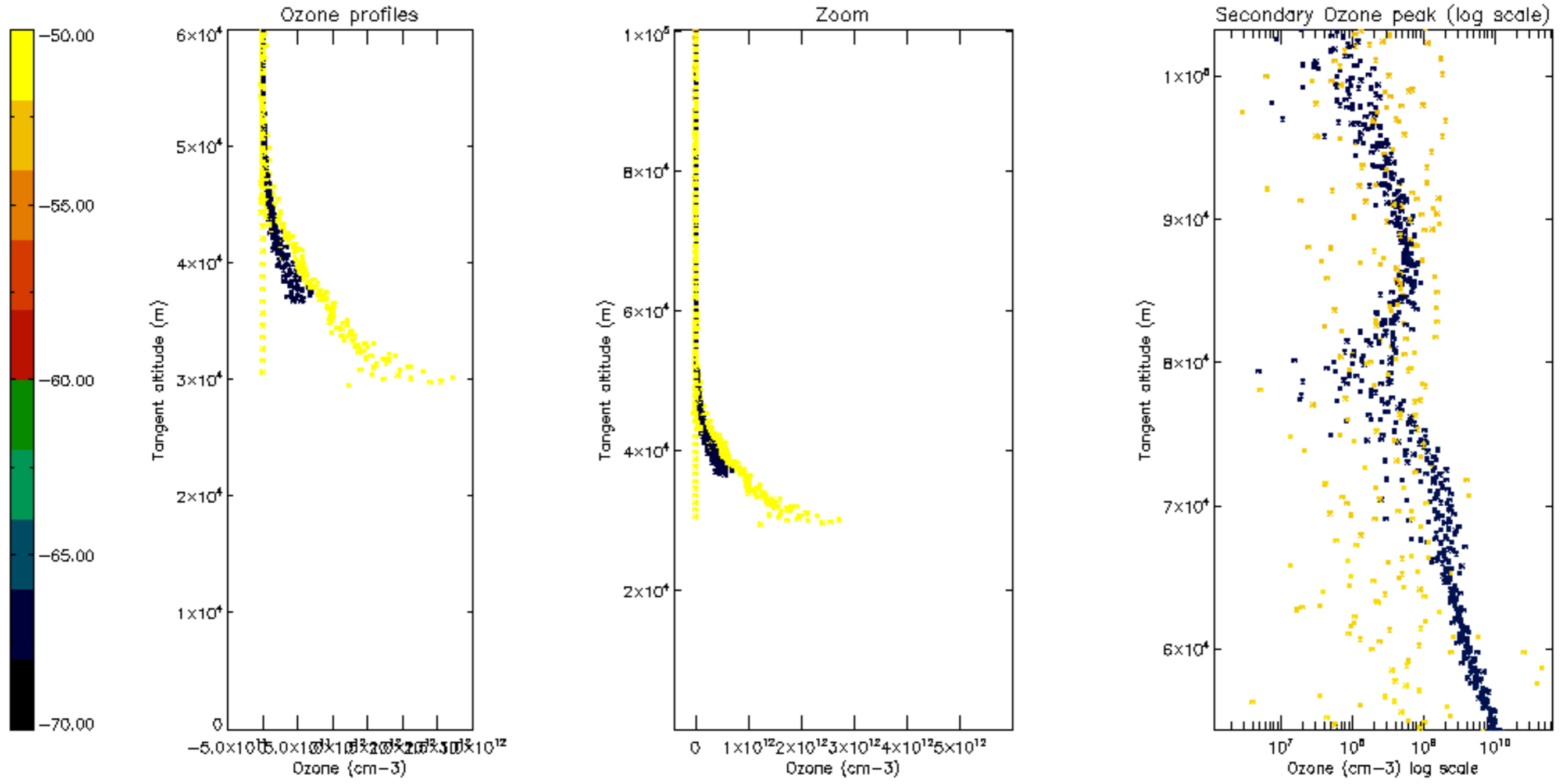


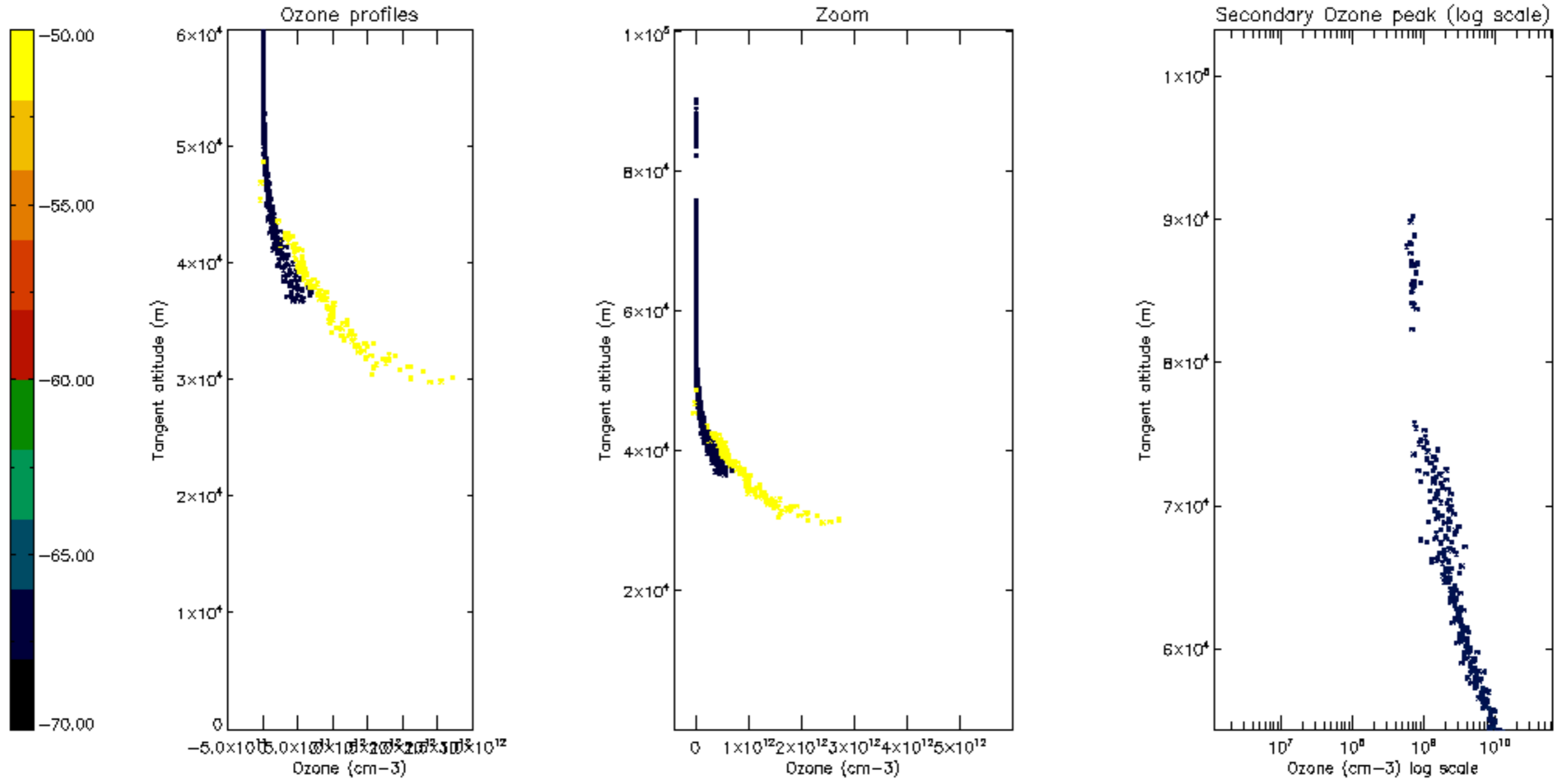
Percentage of star falling outside central band per profile

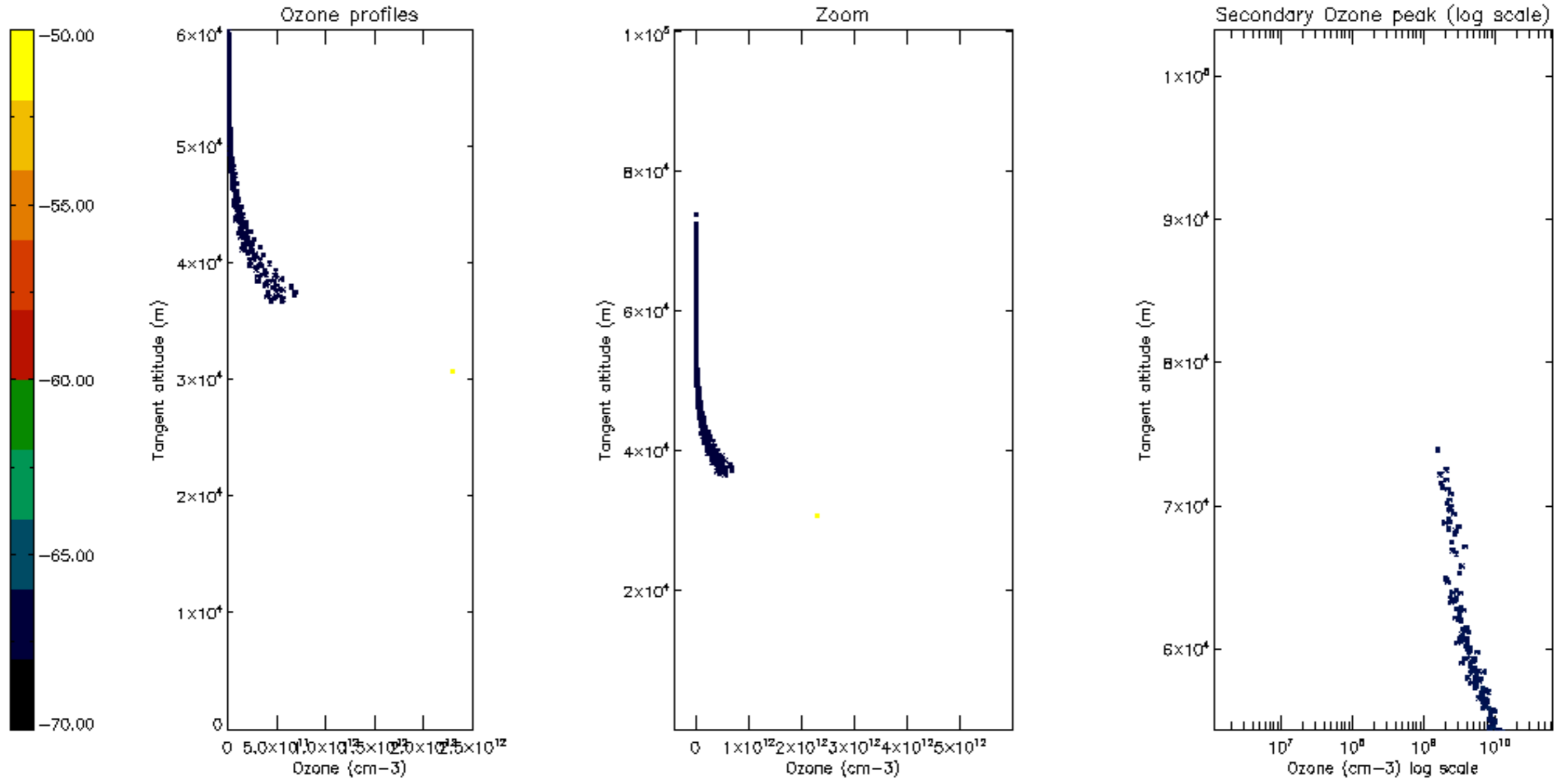


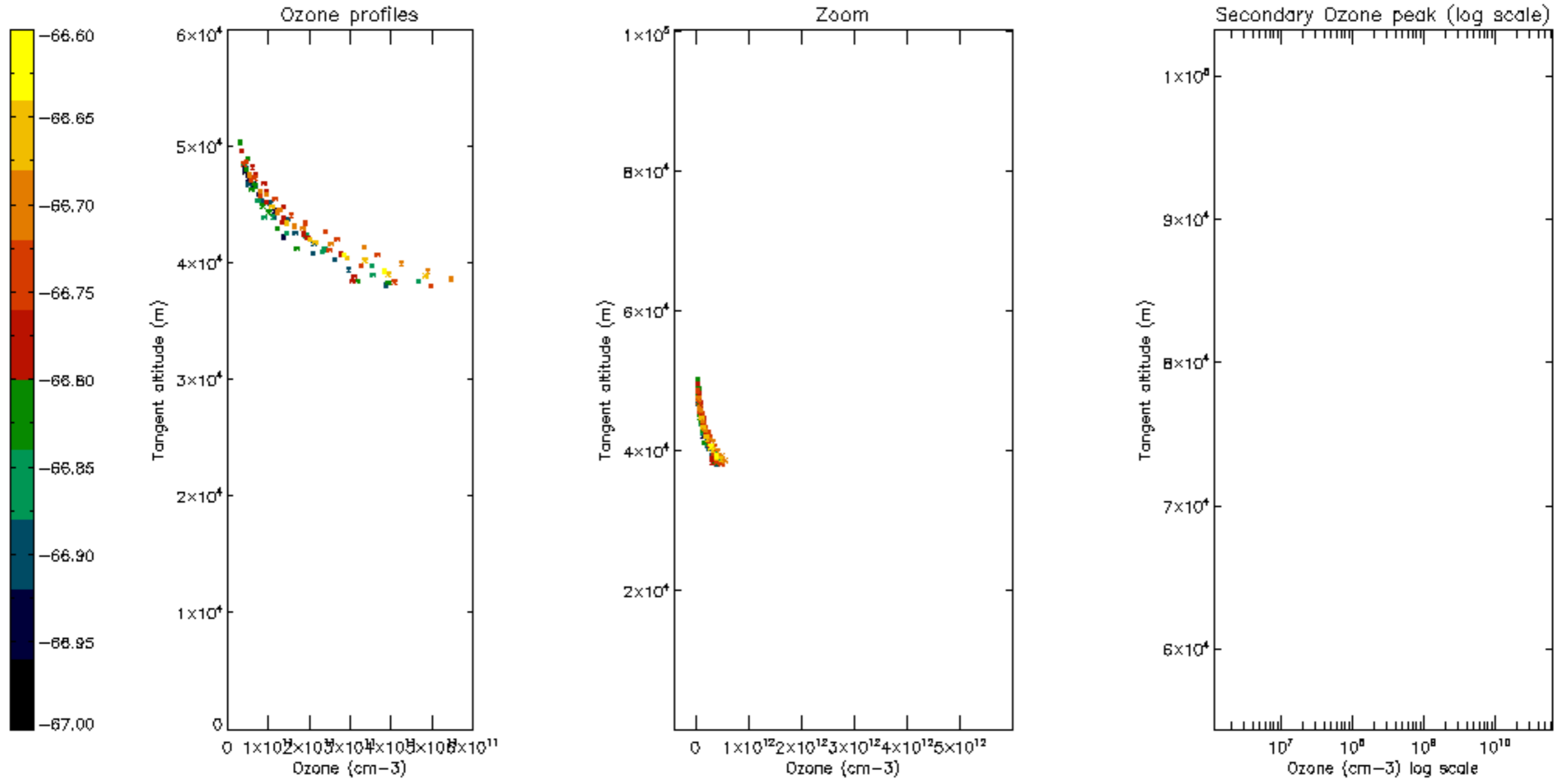
Percentage of saturation errors per profile

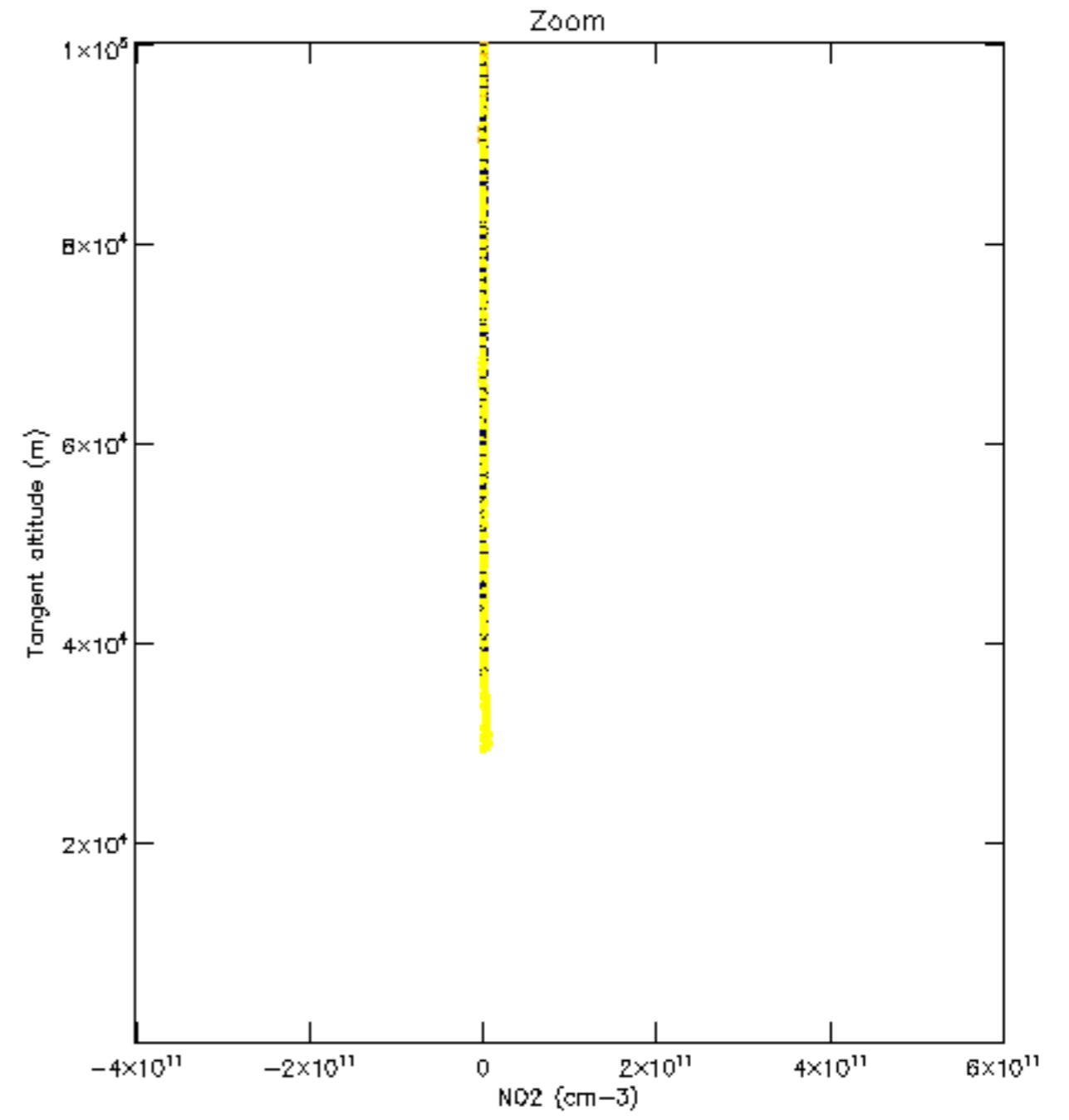
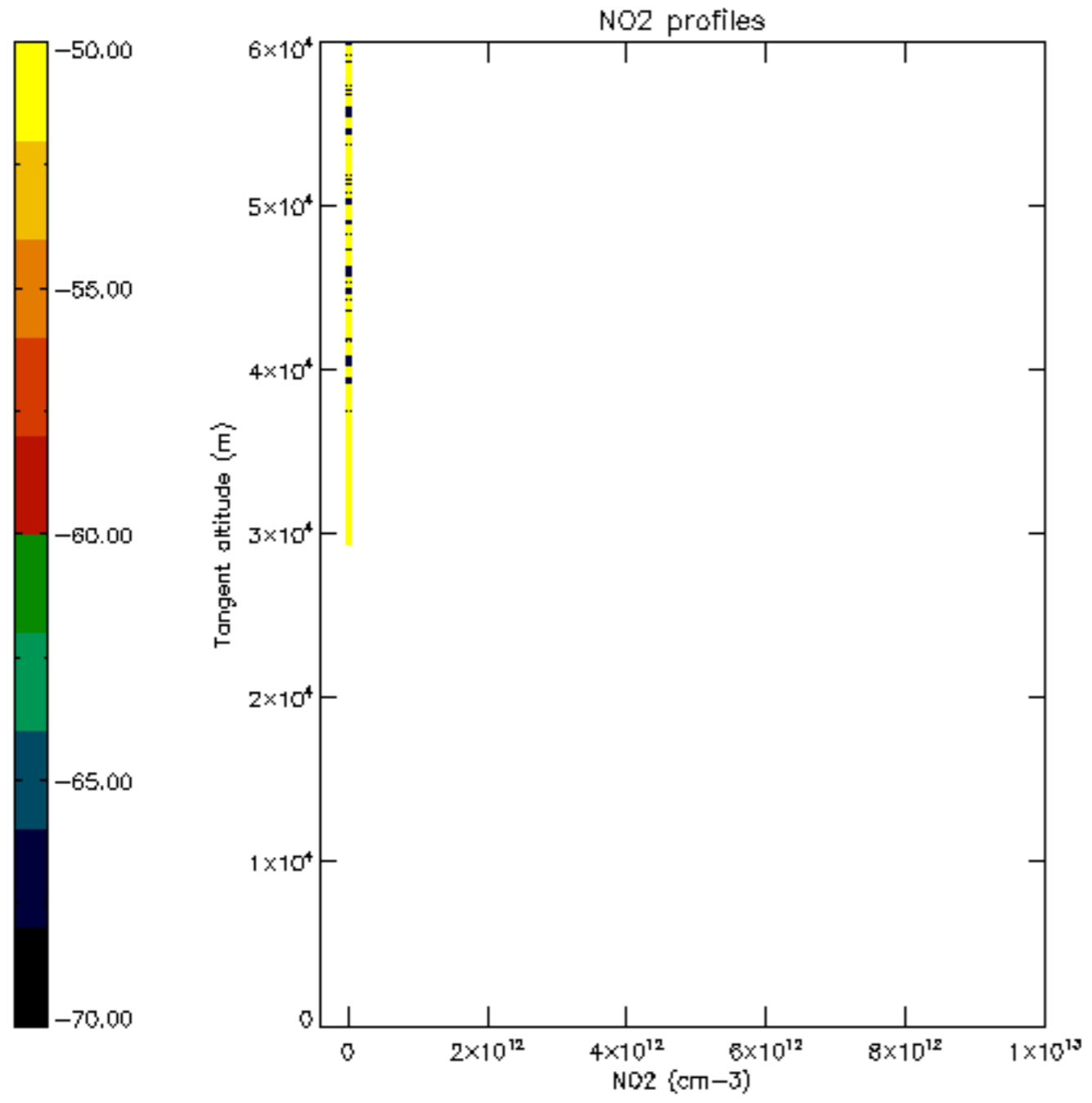


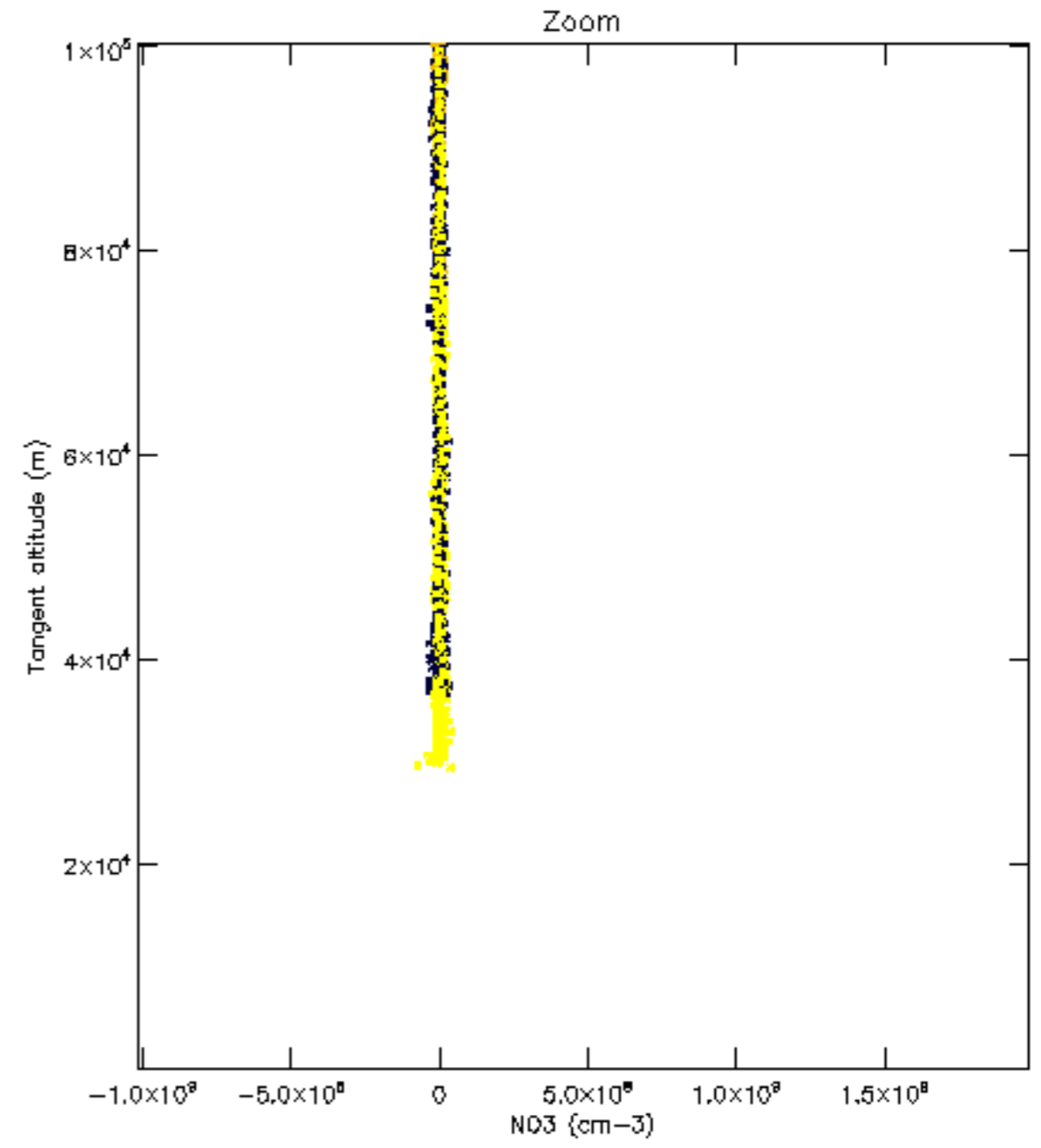
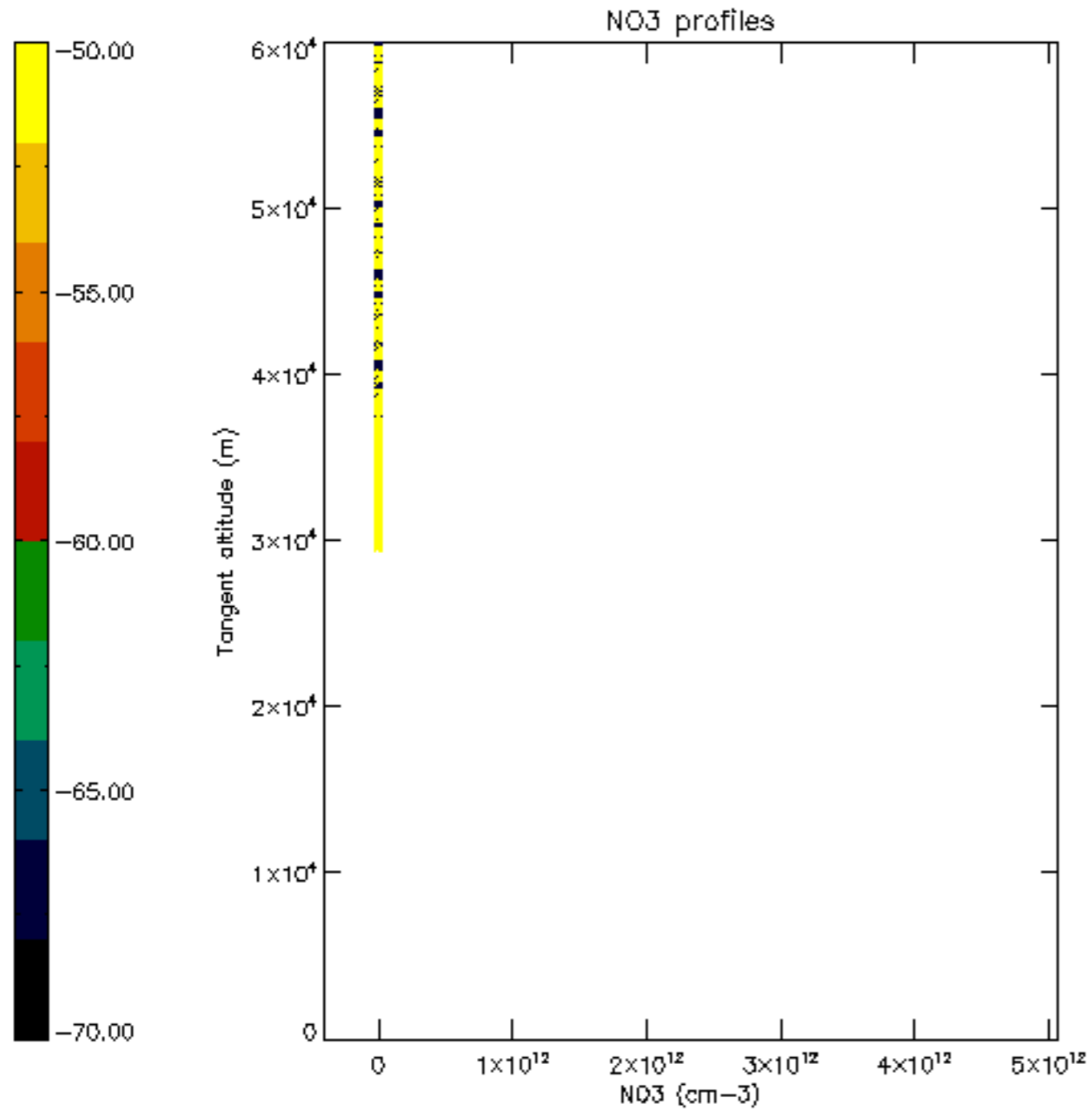


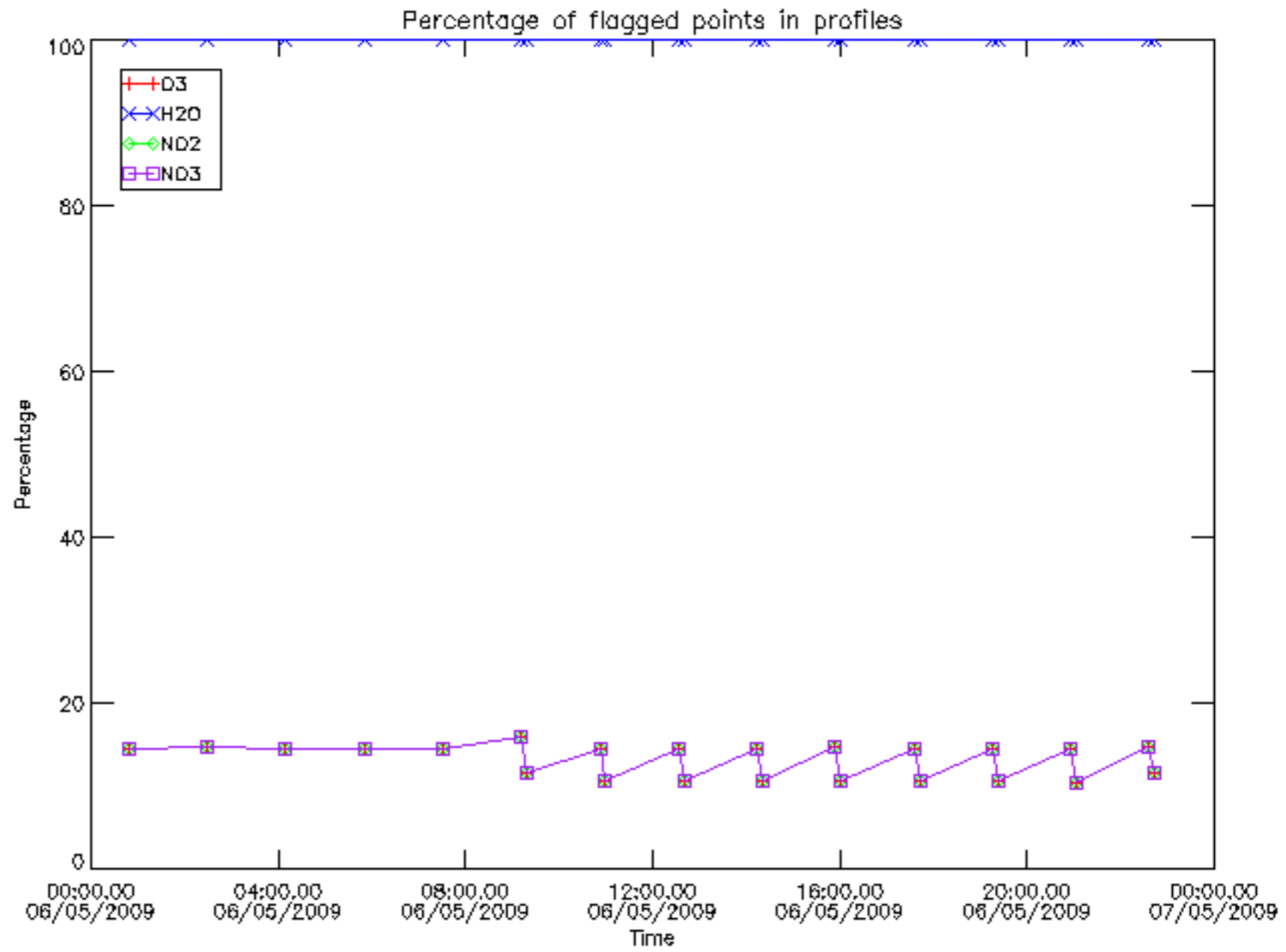




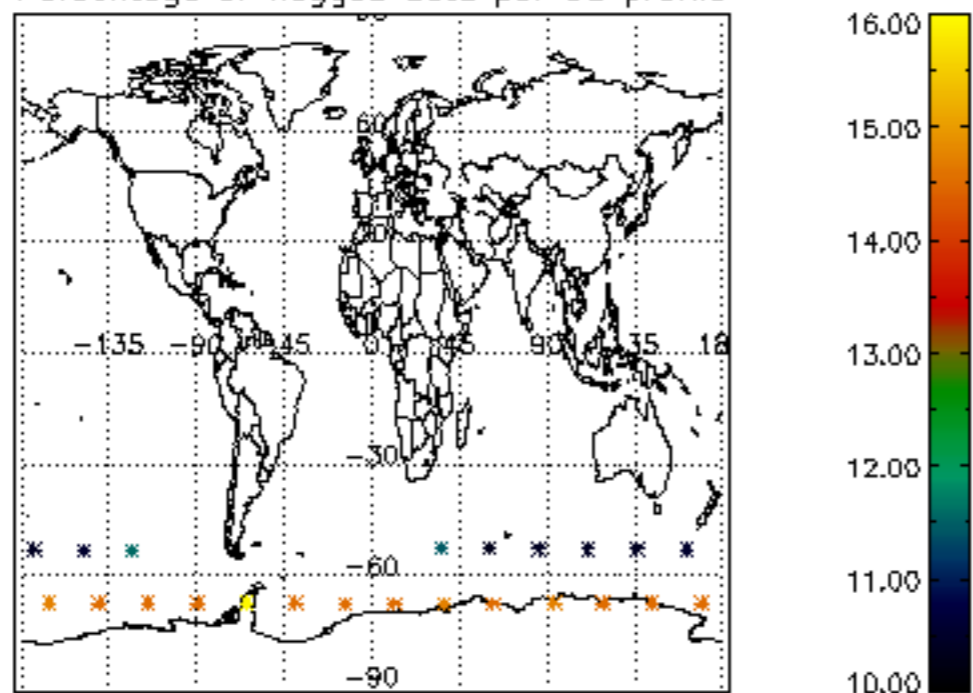




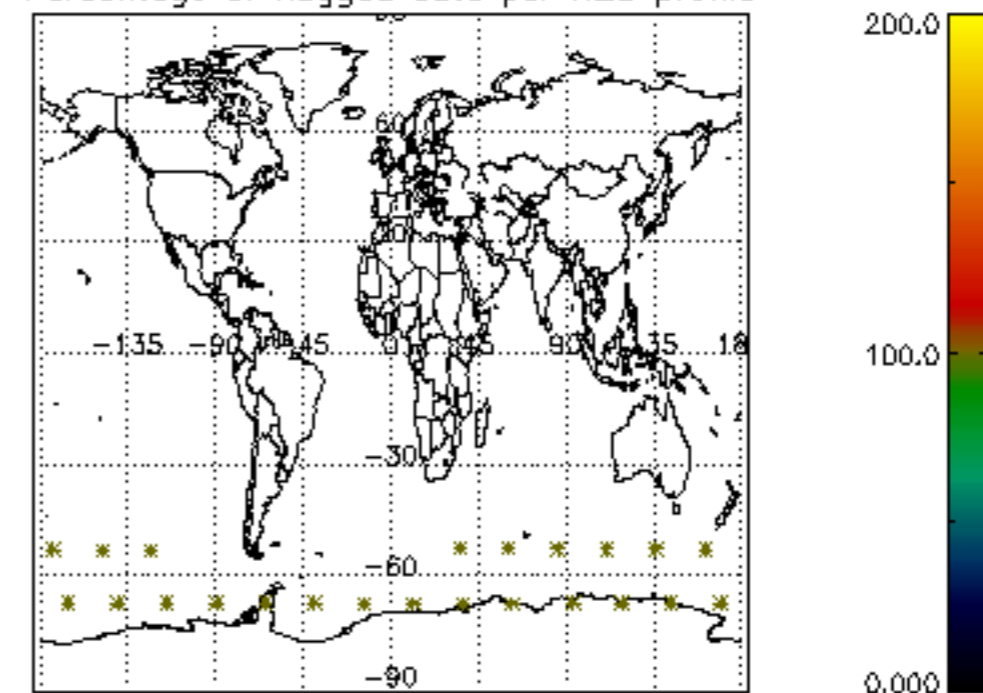




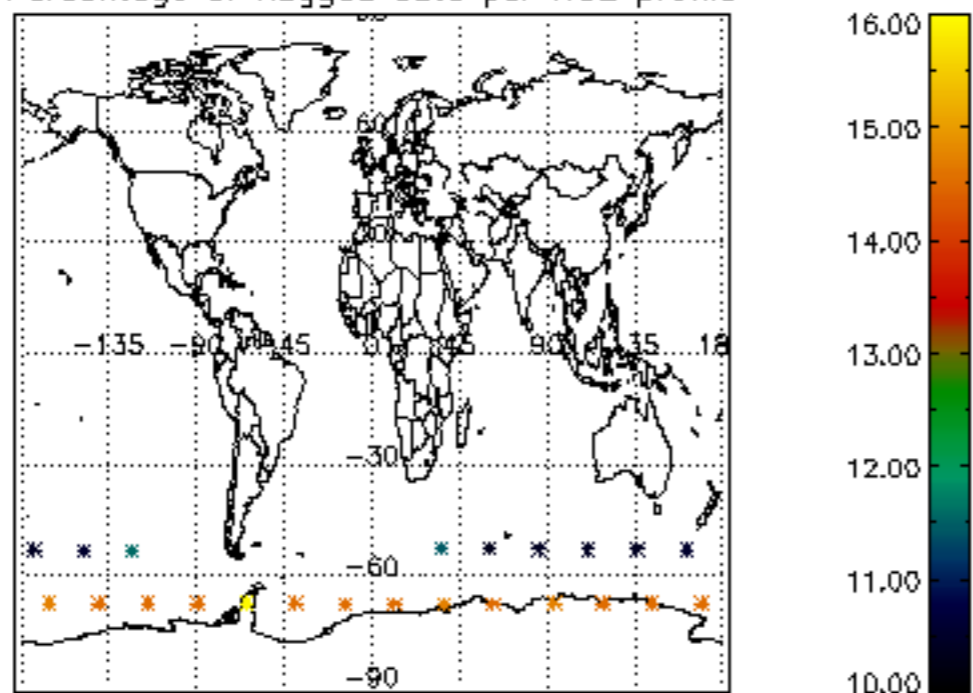
Percentage of flagged data per D3 profile



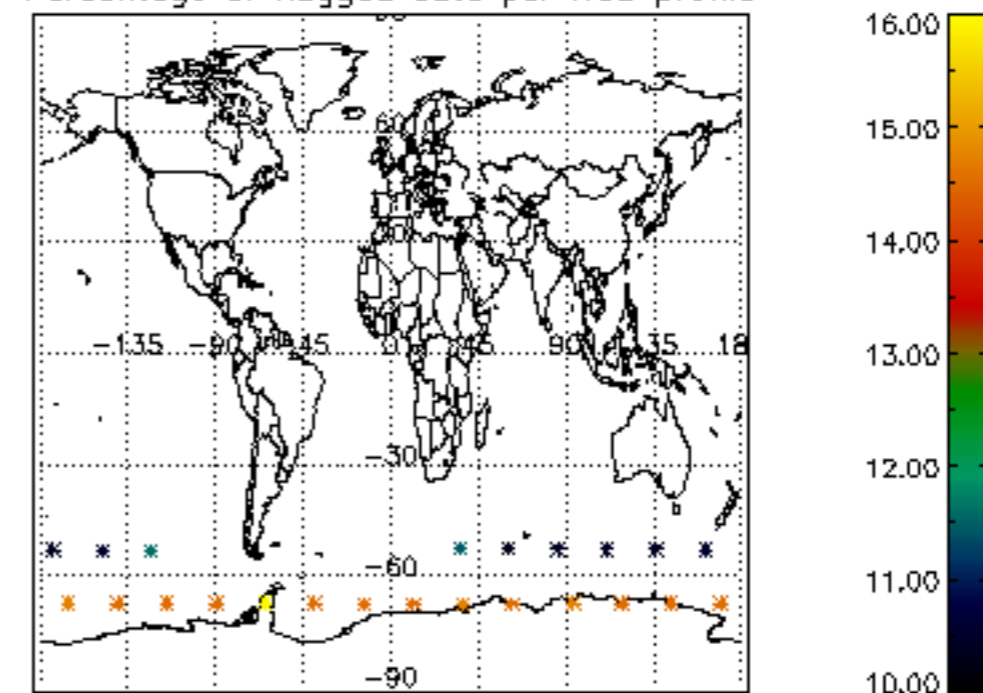
Percentage of flagged data per H2O profile

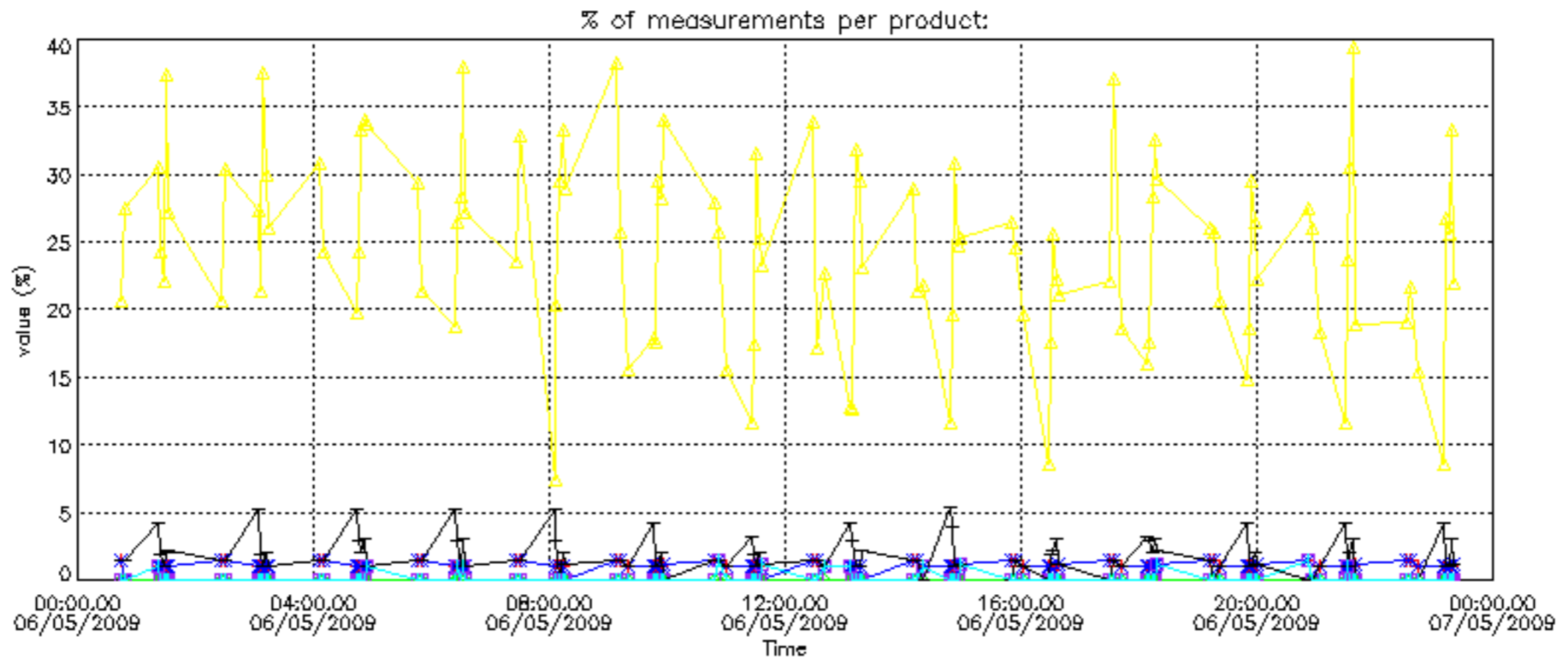


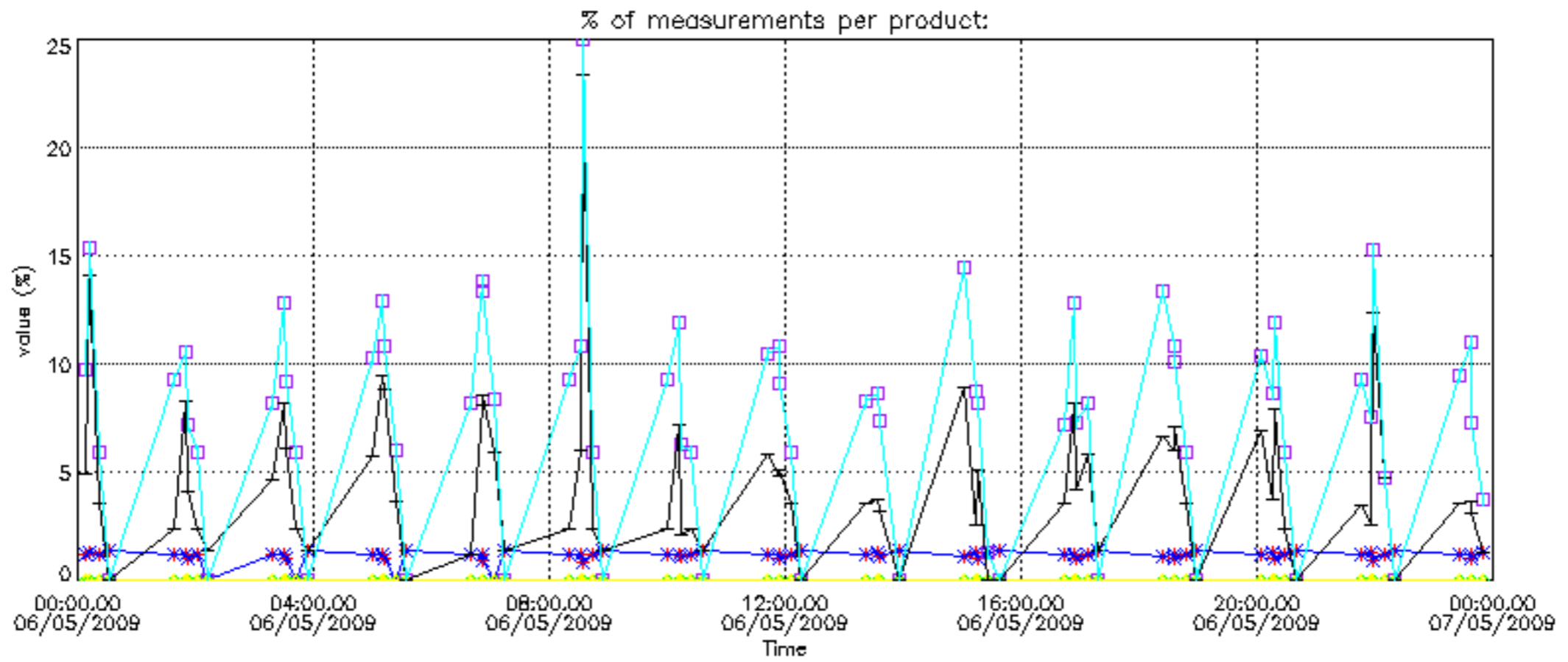
Percentage of flagged data per NO2 profile



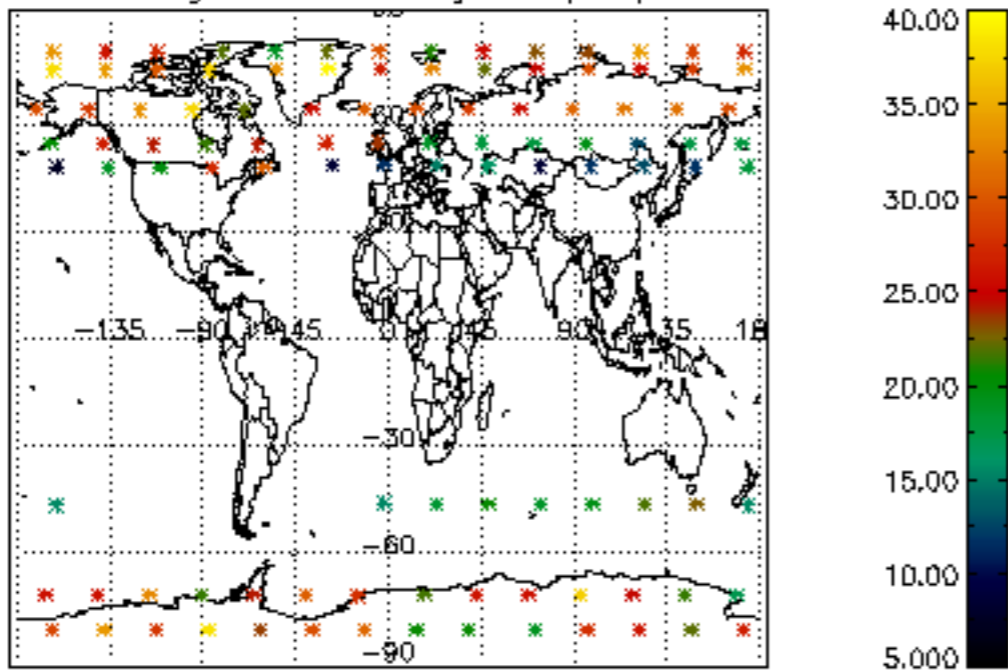
Percentage of flagged data per NO3 profile



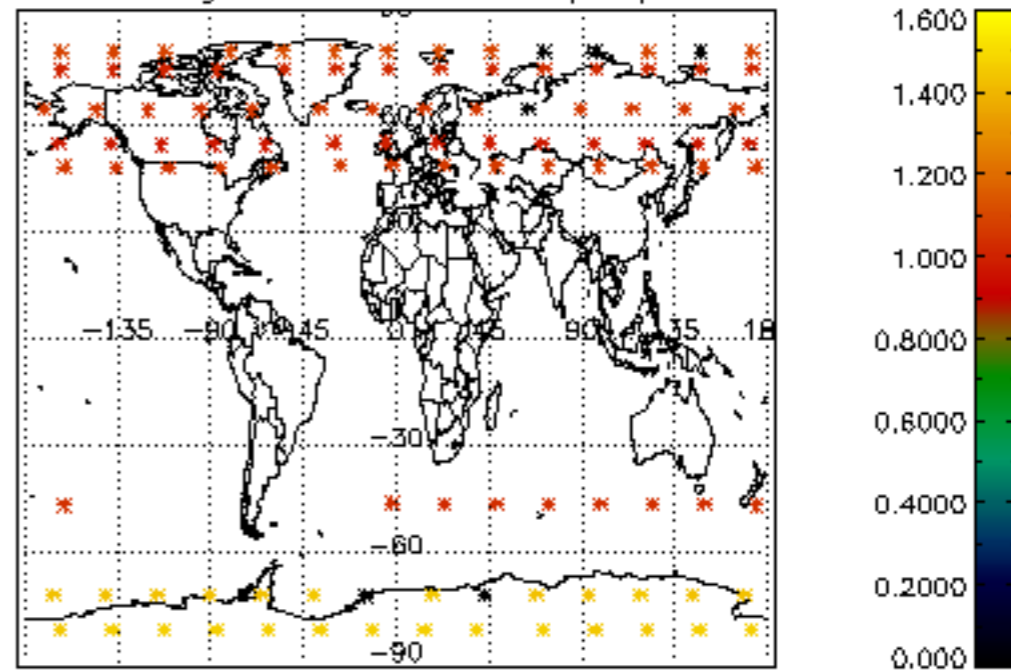




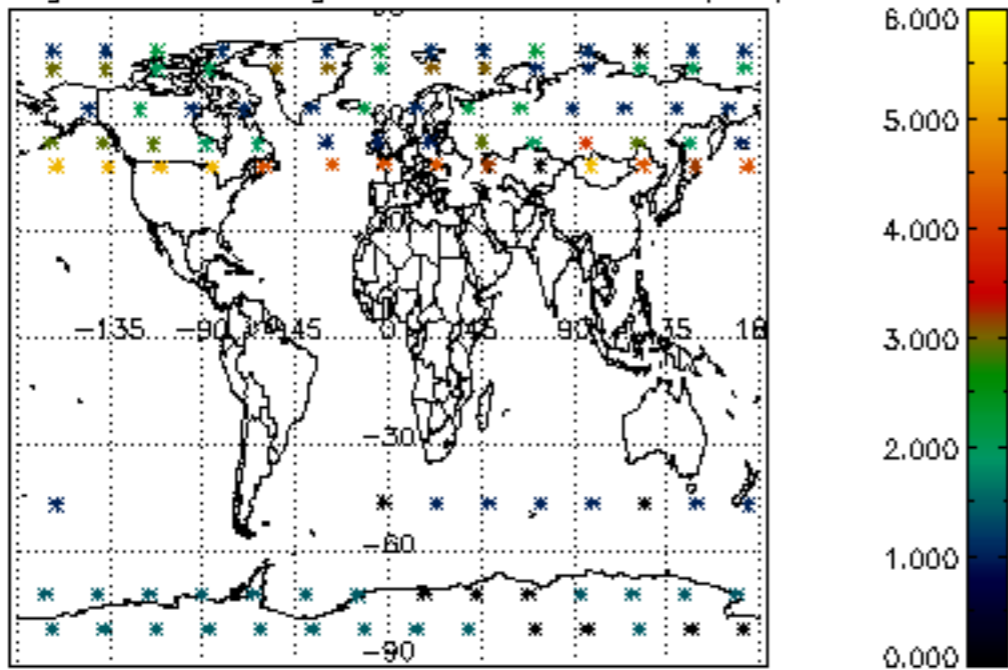
Percentage of cosmic ray hits per profile



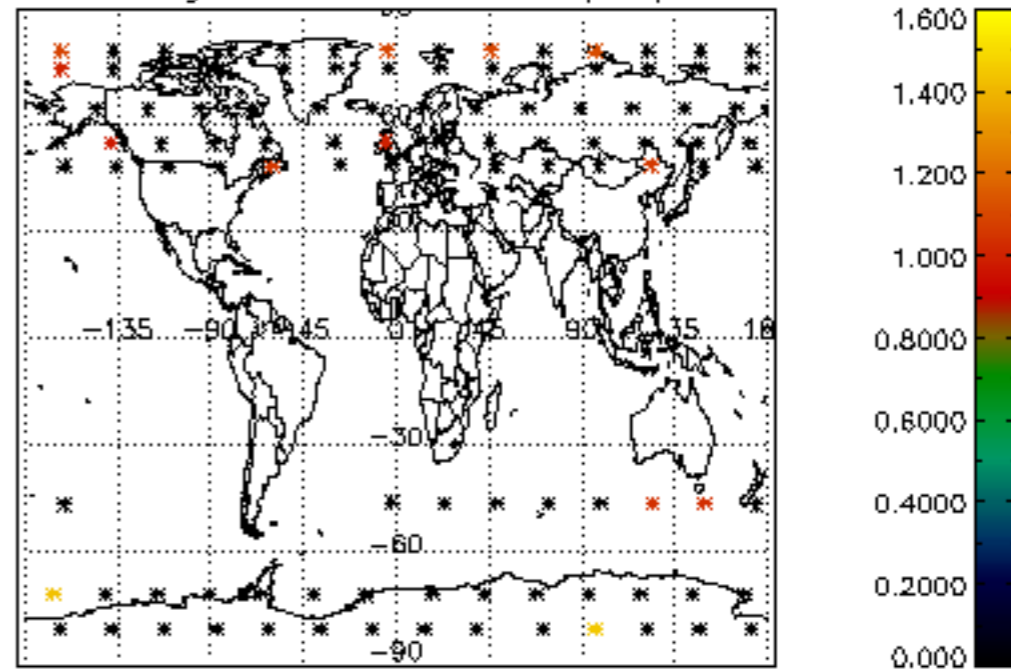
Percentage of datation errors per profile



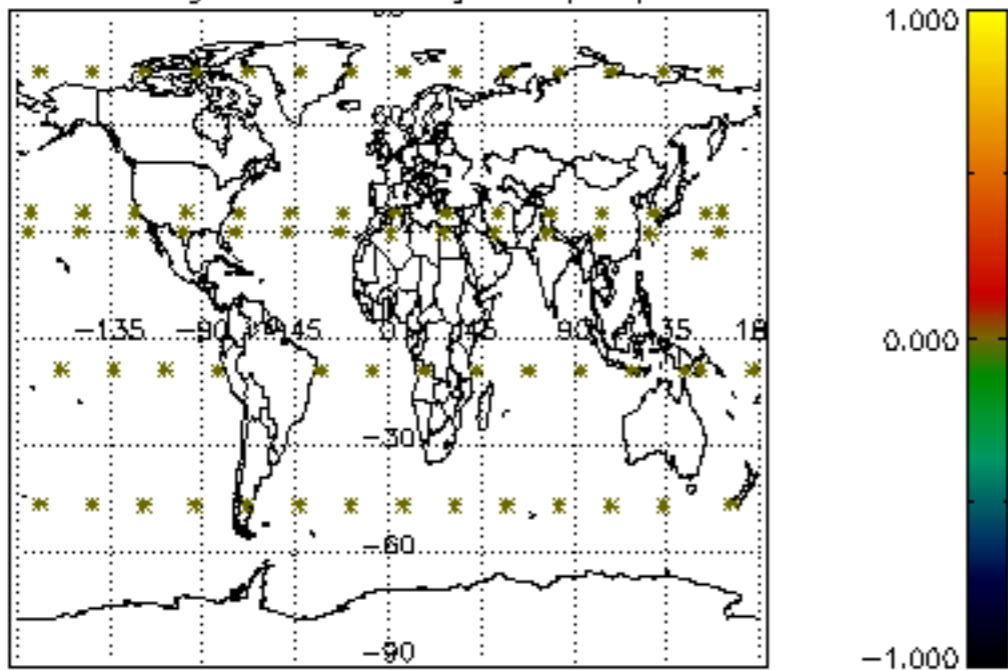
Percentage of star falling outside central band per profile



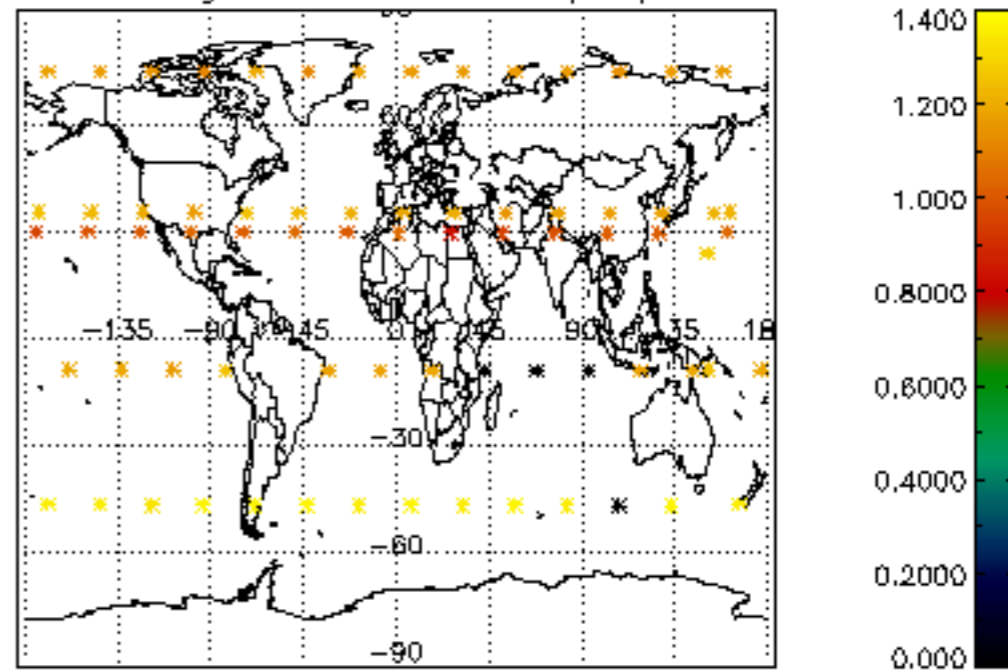
Percentage of saturation errors per profile



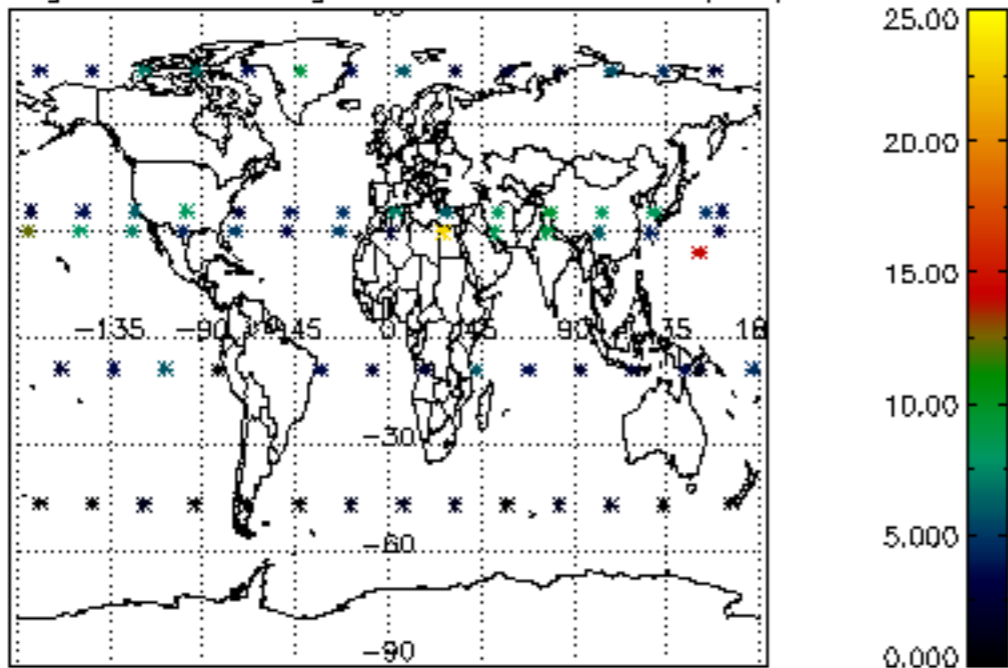
Percentage of cosmic ray hits per profile



Percentage of datation errors per profile



Percentage of star falling outside central band per profile



Percentage of saturation errors per profile

