

GOMOS Level 2 Daily Report

SUMMARY

[1. General Info](#)

[2. Summary of processed GOM_NL_2P products](#)

[3. Level 2 Quality information per product](#)

[3.1 Plot of level 2 quality information per product \(time dependant\)](#)

[3.2 Plot of level 2 quality information per product \(world map\)](#)

[4. Level 1 Quality information per product \(stored on level 2 products\)](#)

[4.1 Plot of level 1 quality information per product \(time dependant\)](#)

[4.1.1 Plot of level 1 quality information per product \(time dependant\): ASCENDING](#)

[4.1.2 Plot of level 1 quality information per product \(time dependant\): DESCENDING](#)

[4.2 Plot of level 1 quality information per product \(world map\)](#)

[4.2.1 Plot of level 1 quality information per product \(world map\): ASCENDING](#)

[4.2.2 Plot of level 1 quality information per product \(world map\): DESCENDING](#)

[5. Ozone profiles based on quality statistics and other trace gas profiles](#)

[5.1 Ozone statistics based on quality of products](#)

[5.2 Plot ozone profiles for all STD \(dark without errors\)](#)

[5.3 Plot ozone profiles where STD < 20% \(dark without errors\)](#)

[5.4. Plot ozone profiles where STD < 10% \(dark without errors\)](#)

[5.5. Plot ozone profiles where STD < 5% \(dark without errors\)](#)

[5.6 Plot NO2 profiles for all STD \(dark without errors\)](#)

[5.7 Plot NO3 profiles for all STD \(dark without errors\)](#)

[5.8 Plot H2O profiles \(only for occultations of stars 1,2,3,4,13,14,16,26,63 dark without errors\) for all STD](#)

[6. Auxiliary Data Files used for the production reported in section 2](#)

This report presents the daily analysis on parameters extracted from GOMOS level 2 data (GOM_NL__2P). It is intended to monitor some important parameters that will impact the quality of these products. A list of level 2 products (and content) that have arrived during the reporting day to the PCF is also given.

Item	Value
Time of report generation	26APR2013 09:15:48
Data source version	GOMOS/6.01
Start time of products	04-05-2009 (04MAY2009 00:00:00)
Stop time of products	05-05-2009 (05MAY2009 00:00:00)
Store outputs in DB	Yes
Nb of level 2 prods	163
Nb of prods with errors	0

2. Summary of processed GOM_NL__2P products.

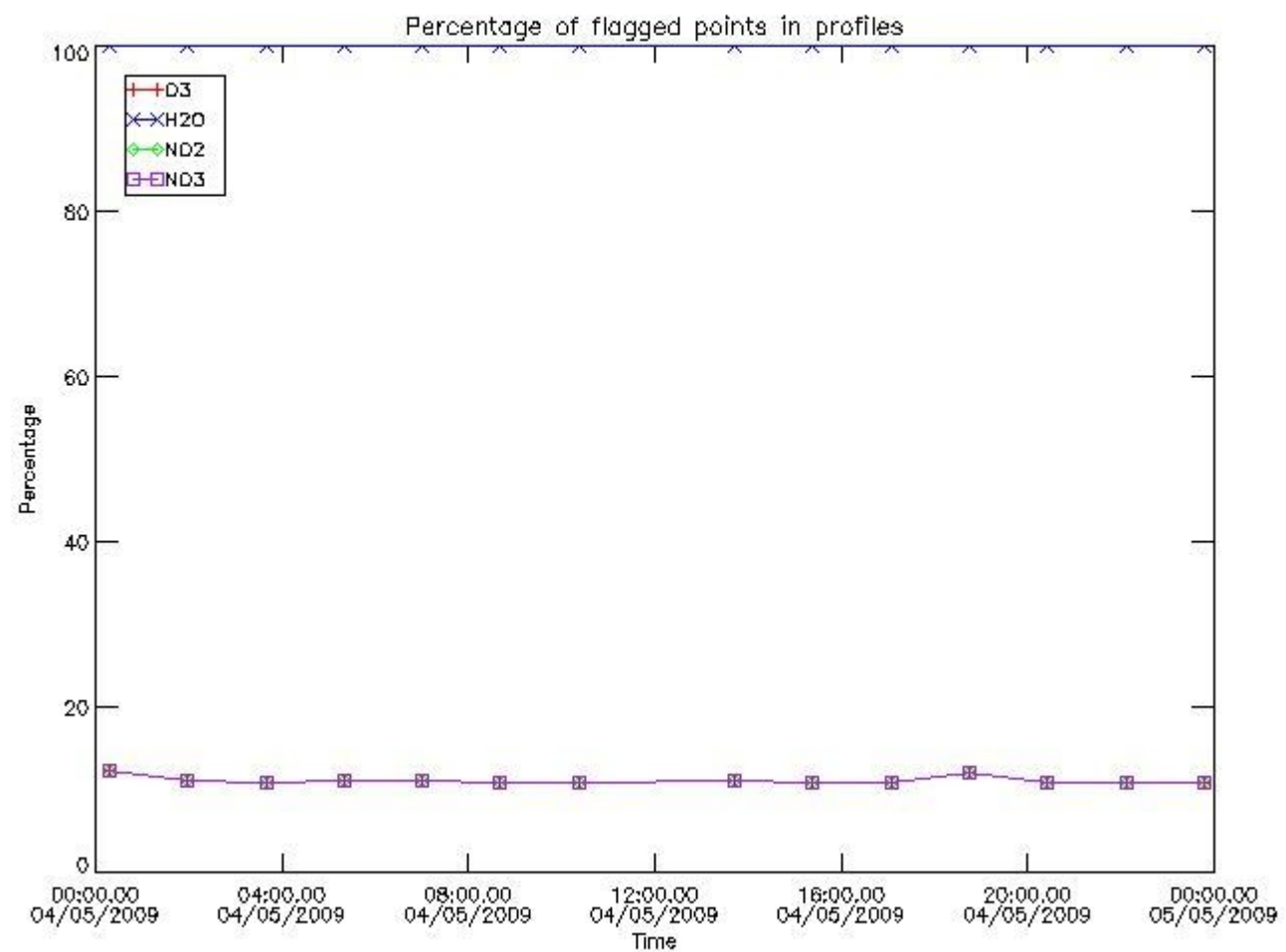
Nr	Filename	UTC Start time	Limb	Duration	Star Id	Star Name	Star Mag	Star Temp	Nb Meas	Orbit	Prod. error
1	GOM_NL__2PRFIN20090504_000627_000000362078_00388_37516_2247.N1	04-MAY-2009 00:06:27	Twilight	35.500	164	44Eta Peg	2.9480	5400.0	71	37516	No
2	GOM_NL__2PRFIN20090504_001807_000000462078_00388_37516_2248.N1	04-MAY-2009 00:18:07	Dark	45.500	162	34Alp Aqr	2.9440	5350.0	91	37516	No
3	GOM_NL__2PRFIN20090504_004453_000000502078_00389_37517_2248.N1	04-MAY-2009 00:44:53	Straylight	49.500	40	The Sco	1.8590	7100.0	99	37517	No
4	GOM_NL__2PRFIN20090504_004641_000000542078_00389_37517_2249.N1	04-MAY-2009 00:46:41	Straylight	53.500	25	35Lam Sco	1.6200	28000.	107	37517	No
5	GOM_NL__2PRFIN20090504_004938_000000512078_00389_37517_2250.N1	04-MAY-2009 00:49:38	Straylight	50.500	75	26Eps Sco	2.2910	4250.0	101	37517	No
6	GOM_NL__2PRFIN20090504_005314_000000522078_00389_37517_2251.N1	04-MAY-2009 00:53:14	Twilight	52.000	16	21Alp Sco	1.0200	3000.0	104	37517	No
7	GOM_NL__2PRFIN20090504_005521_000000492078_00389_37517_2252.N1	04-MAY-2009 00:55:21	Twilight	48.500	80	7Del Sco	2.3160	30000.	97	37517	No
8	GOM_NL__2PRFIN20090504_010034_000000462078_00389_37517_2253.N1	04-MAY-2009 01:00:34	Bright	45.500	104	27Bet Lib	2.6140	13100.	91	37517	No
9	GOM_NL__2PRFIN20090504_011222_000000472078_00389_37517_2254.N1	04-MAY-2009 01:12:22	Bright	47.000	83		2.3780	11000.	94	37517	No
10	GOM_NL__2PRFIN20090504_011525_000000402078_00389_37517_2255.N1	04-MAY-2009 01:15:25	Bright	40.000	180	27Gam Boo	3.0400	8000.0	80	37517	No
11	GOM_NL__2PRFIN20090504_012451_000000412078_00389_37517_2256.N1	04-MAY-2009 01:24:51	Bright	40.500	119	14Eta Dra	2.7270	4700.0	81	37517	No
12	GOM_NL__2PRFIN20090504_013522_000000372078_00389_37517_2257.N1	04-MAY-2009 01:35:22	Bright	37.000	89	5Alp Cep	2.4510	8000.0	74	37517	No
13	GOM_NL__2PRFIN20090504_014703_000000362078_00389_37517_2258.N1	04-MAY-2009 01:47:03	Twilight	35.500	164	44Eta Peg	2.9480	5400.0	71	37517	No
14	GOM_NL__2PRFIN20090504_015844_000000462078_00389_37517_2259.N1	04-MAY-2009 01:58:44	Dark	46.000	162	34Alp Aqr	2.9440	5350.0	92	37517	No
15	GOM_NL__2PRFIN20090504_022530_000000502078_00390_37518_2266.N1	04-MAY-2009 02:25:30	Straylight	50.000	40	The Sco	1.8590	7100.0	100	37518	No
16	GOM_NL__2PRFIN20090504_022718_000000552078_00390_37518_2267.N1	04-MAY-2009 02:27:18	Straylight	54.500	25	35Lam Sco	1.6200	28000.	109	37518	No
17	GOM_NL__2PRFIN20090504_023014_000000512078_00390_37518_2268.N1	04-MAY-2009 02:30:14	Straylight	50.500	75	26Eps Sco	2.2910	4250.0	101	37518	No
18	GOM_NL__2PRFIN20090504_023350_000000522078_00390_37518_2269.N1	04-MAY-2009 02:33:50	Twilight	52.000	16	21Alp Sco	1.0200	3000.0	104	37518	No
19	GOM_NL__2PRFIN20090504_023557_000000492078_00390_37518_2270.N1	04-MAY-2009 02:35:57	Twilight	48.500	80	7Del Sco	2.3160	30000.	97	37518	No
20	GOM_NL__2PRFIN20090504_024109_000000472078_00390_37518_2271.N1	04-MAY-2009 02:41:09	Bright	46.500	104	27Bet Lib	2.6140	13100.	93	37518	No
21	GOM_NL__2PRFIN20090504_025258_000000422078_00390_37518_2272.N1	04-MAY-2009 02:52:58	Bright	42.000	83		2.3780	11000.	84	37518	No
22	GOM_NL__2PRFIN20090504_025600_000000402078_00390_37518_2273.N1	04-MAY-2009 02:56:00	Bright	40.000	180	27Gam Boo	3.0400	8000.0	80	37518	No
23	GOM_NL__2PRFIN20090504_030526_000000452078_00390_37518_2274.N1	04-MAY-2009 03:05:26	Bright	44.500	119	14Eta Dra	2.7270	4700.0	89	37518	No
24	GOM_NL__2PRFIN20090504_031558_000000372078_00390_37518_2275.N1	04-MAY-2009 03:15:58	Bright	36.500	89	5Alp Cep	2.4510	8000.0	73	37518	No
25	GOM_NL__2PRFIN20090504_032739_000000352078_00390_37518_2276.N1	04-MAY-2009 03:27:39	Twilight	35.000	164	44Eta Peg	2.9480	5400.0	70	37518	No
26	GOM_NL__2PRFIN20090504_033920_000000472078_00390_37518_2277.N1	04-MAY-2009 03:39:20	Dark	46.500	162	34Alp Aqr	2.9440	5350.0	93	37518	No
27	GOM_NL__2PRFIN20090504_040607_000000502078_00391_37519_2279.N1	04-MAY-2009 04:06:07	Straylight	49.500	40	The Sco	1.8590	7100.0	99	37519	No
28	GOM_NL__2PRFIN20090504_040755_000000552078_00391_37519_2280.N1	04-MAY-2009 04:07:55	Straylight	54.500	25	35Lam Sco	1.6200	28000.	109	37519	No
29	GOM_NL__2PRFIN20090504_041051_000000502078_00391_37519_2281.N1	04-MAY-2009 04:10:51	Straylight	50.000	75	26Eps Sco	2.2910	4250.0	100	37519	No
30	GOM_NL__2PRFIN20090504_041427_000000532078_00391_37519_2282.N1	04-MAY-2009 04:14:27	Twilight	52.500	16	21Alp Sco	1.0200	3000.0	105	37519	No
31	GOM_NL__2PRFIN20090504_041633_000000492078_00391_37519_2283.N1	04-MAY-2009 04:16:33	Twilight	48.500	80	7Del Sco	2.3160	30000.	97	37519	No
32	GOM_NL__2PRFIN20090504_042145_000000462078_00391_37519_2284.N1	04-MAY-2009 04:21:45	Bright	45.500	104	27Bet Lib	2.6140	13100.	91	37519	No
33	GOM_NL__2PRFIN20090504_043333_000000332078_00391_37519_2285.N1	04-MAY-2009 04:33:33	Bright	32.500	83		2.3780	11000.	65	37519	No
34	GOM_NL__2PRFIN20090504_043636_000000402078_00391_37519_2286.N1	04-MAY-2009 04:36:36	Bright	40.000	180	27Gam Boo	3.0400	8000.0	80	37519	No
35	GOM_NL__2PRFIN20090504_044601_000000452078_00391_37519_2287.N1	04-MAY-2009 04:46:01	Bright	45.000	119	14Eta Dra	2.7270	4700.0	90	37519	No
36	GOM_NL__2PRFIN20090504_045633_000000372078_00391_37519_2288.N1	04-MAY-2009 04:56:33	Bright	37.000	89	5Alp Cep	2.4510	8000.0	74	37519	No
37	GOM_NL__2PRFIN20090504_050815_000000362078_00391_37519_2289.N1	04-MAY-2009 05:08:15	Twilight	35.500	164	44Eta Peg	2.9480	5400.0	71	37519	No
38	GOM_NL__2PRFIN20090504_051958_000000462078_00391_37519_2290.N1	04-MAY-2009 05:19:58	Dark	46.000	162	34Alp Aqr	2.9440	5350.0	92	37519	No
39	GOM_NL__2PRFIN20090504_054644_000000492078_00392_37520_2295.N1	04-MAY-2009 05:46:44	Straylight	49.000	40	The Sco	1.8590	7100.0	98	37520	No
40	GOM_NL__2PRFIN20090504_054832_000000532078_00392_37520_2296.N1	04-MAY-2009 05:48:32	Straylight	53.000	25	35Lam Sco	1.6200	28000.	106	37520	No
41	GOM_NL__2PRFIN20090504_055128_000000512078_00392_37520_2297.N1	04-MAY-2009 05:51:28	Straylight	51.000	75	26Eps Sco	2.2910	4250.0	102	37520	No
42	GOM_NL__2PRFIN20090504_055503_000000532078_00392_37520_2298.N1	04-MAY-2009 05:55:03	Twilight	52.500	16	21Alp Sco	1.0200	3000.0	105	37520	No

161	GOM_NL__2PRFIN20090504_232305_000000372078_00402_37530_2487.N1	04-MAY-2009 23:23:05	Bright	37.000	89	5Alp Cep	2.4510	8000.0	74	37530	No
162	GOM_NL__2PRFIN20090504_233522_000000342078_00402_37530_2488.N1	04-MAY-2009 23:35:22	Twilight_stray	34.000	93	53Bet Peg	2.5200	3100.0	68	37530	No
163	GOM_NL__2PRFIN20090504_234643_000000462078_00402_37530_2489.N1	04-MAY-2009 23:46:43	Dark	46.000	162	34Alp Aqr	2.9440	5350.0	92	37530	No

3. Quality information per product

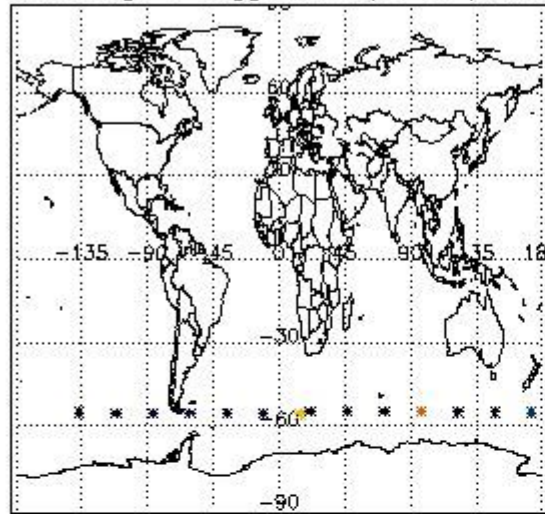
In this section it is plotted some information contained in the Quality Summary data set of the level 2 products. Only products in dark limb conditions and without errors (error flag in the MPH set to "0") are used.

3.1 Plot quality information per product (time dependant)

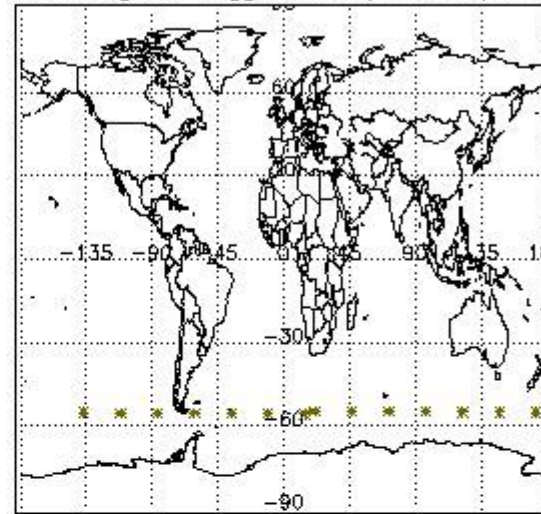


3.2 Plot quality information per product (world map)


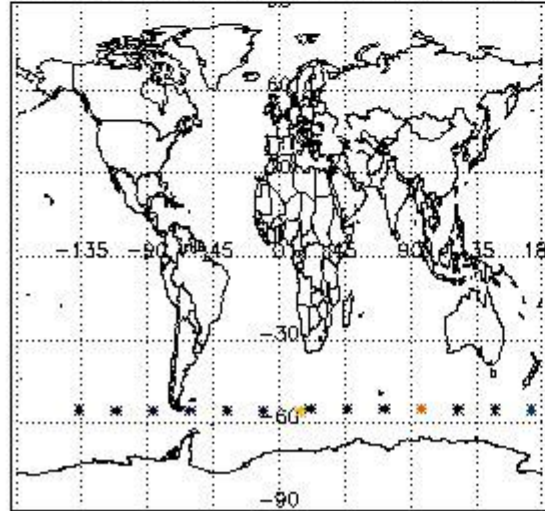
Percentage of flagged data per O3 profile



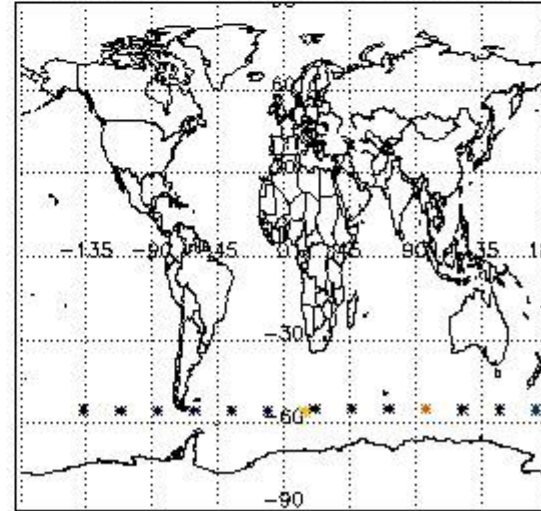
Percentage of flagged data per H2O profile



Percentage of flagged data per NO2 profile



Percentage of flagged data per NO3 profile

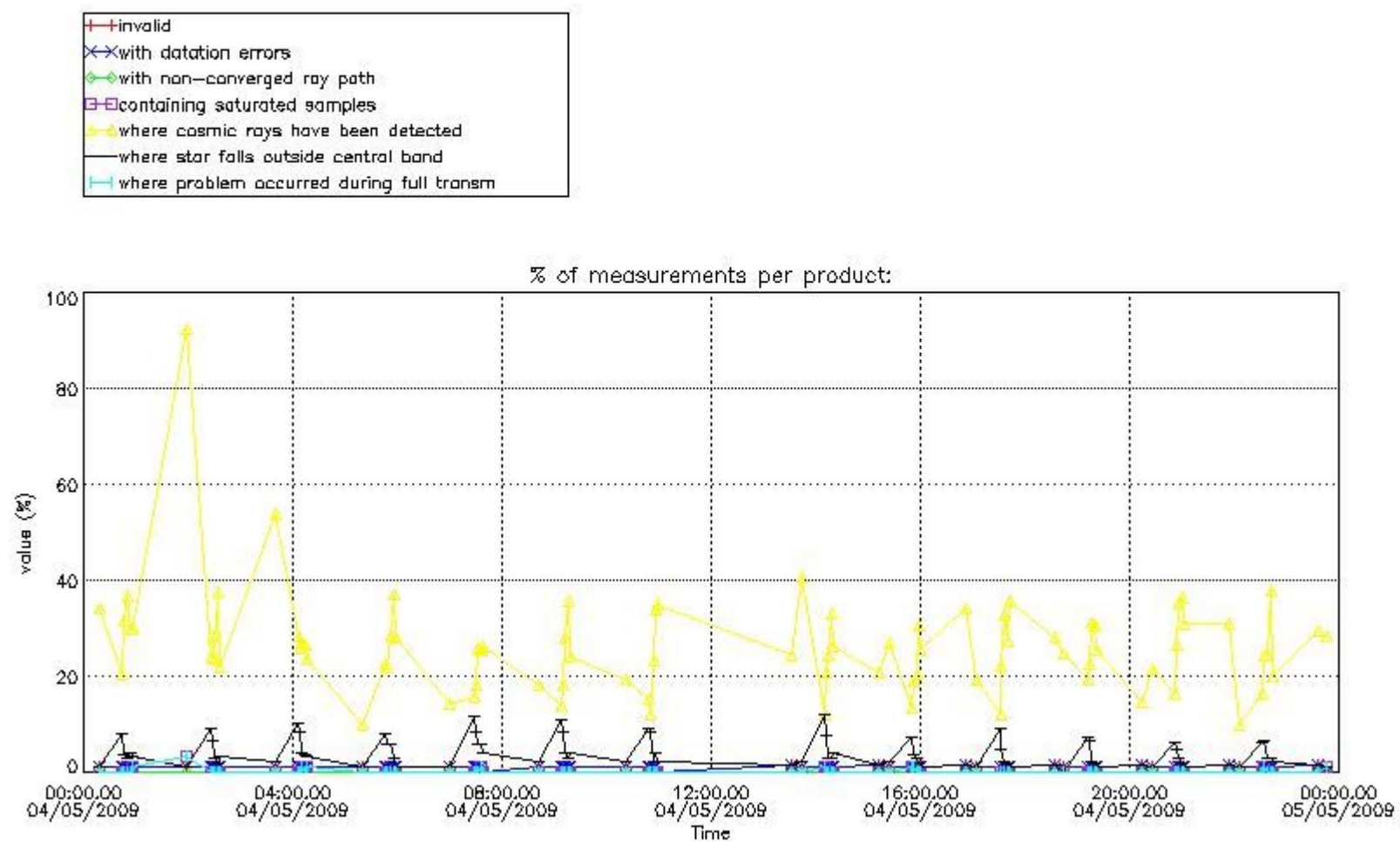


4. Level 1 quality information per product

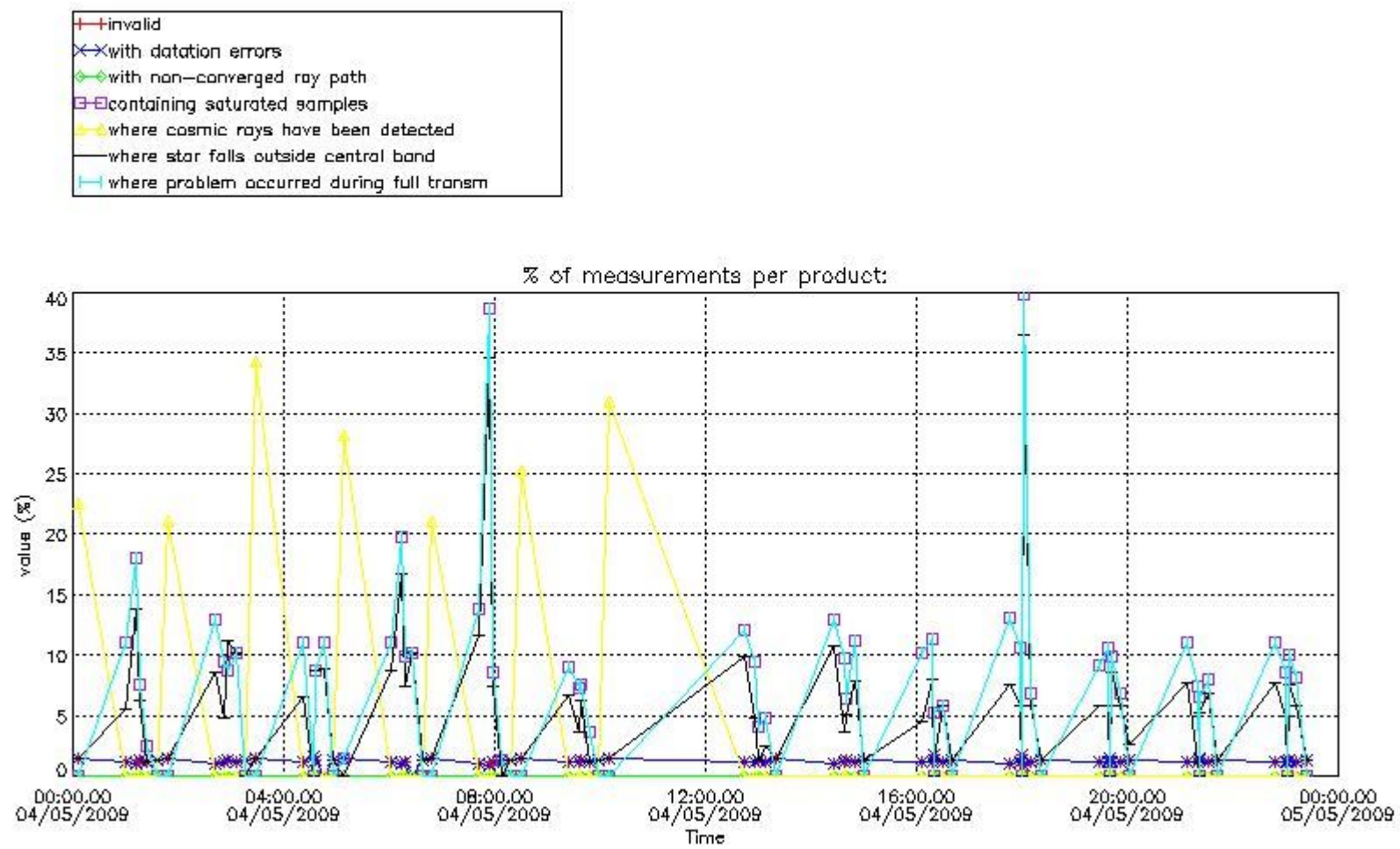
In this section it is plotted some information contained in the Quality Summary data set of the level 2 products that comes from the level 1b processing. Products without errors (error flag in the MPH set to "0") are used.

4.1 Plot quality information per product (time dependant) coming from level 1b processing

4.1.1 Plot level 1 quality information per product (time dependant): ENVISAT ASCENDING passes

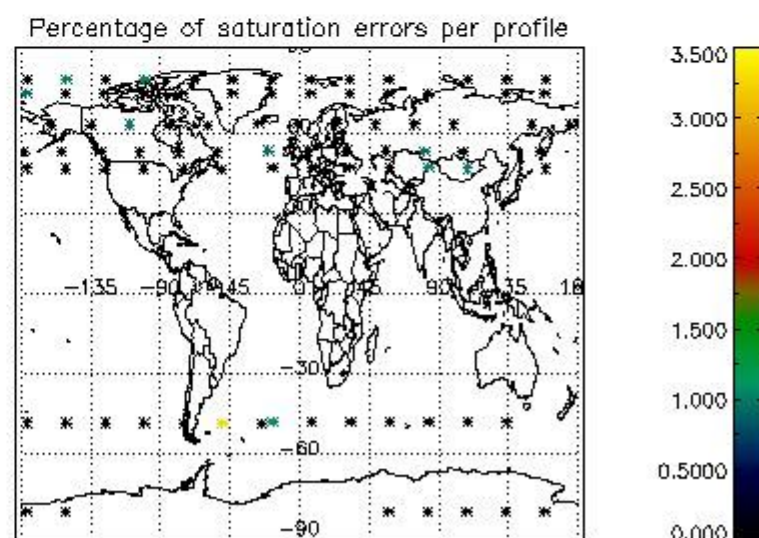
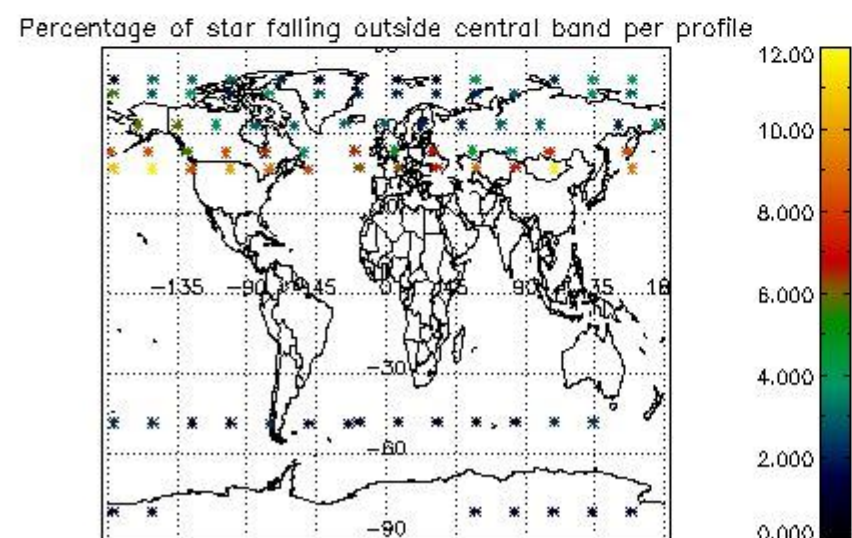
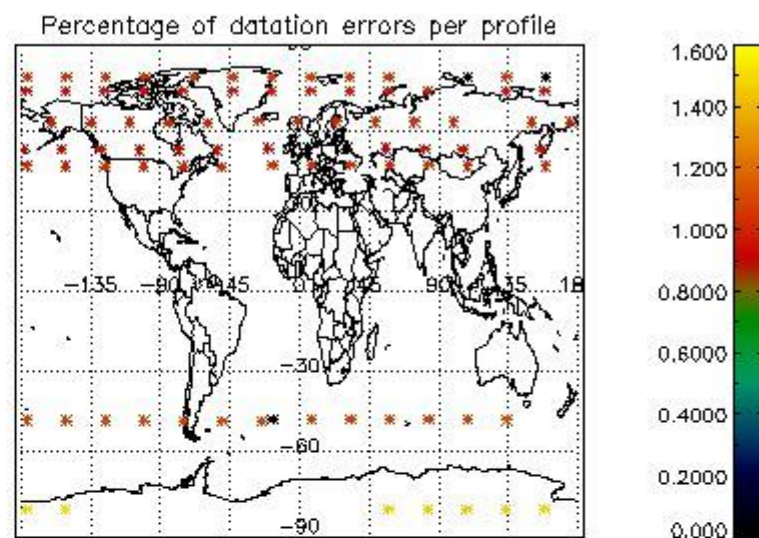
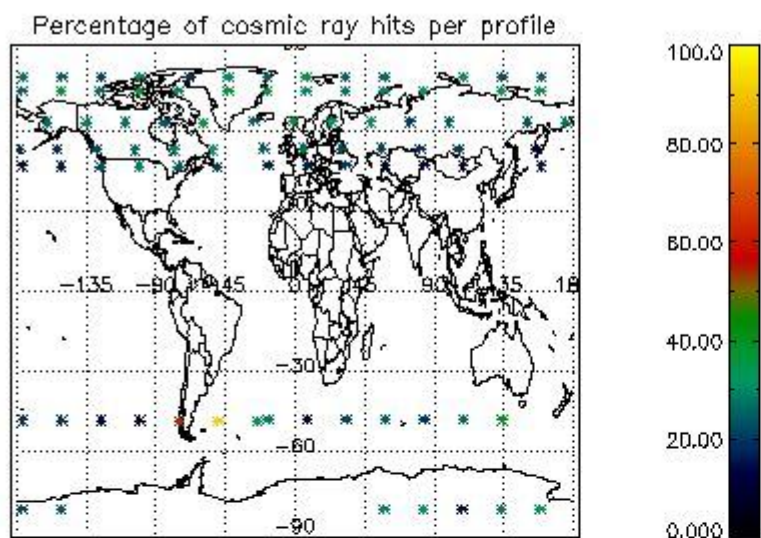


4.1.2 Plot level 1 quality information per product (time dependant): ENVI SAT DESCENDING passes

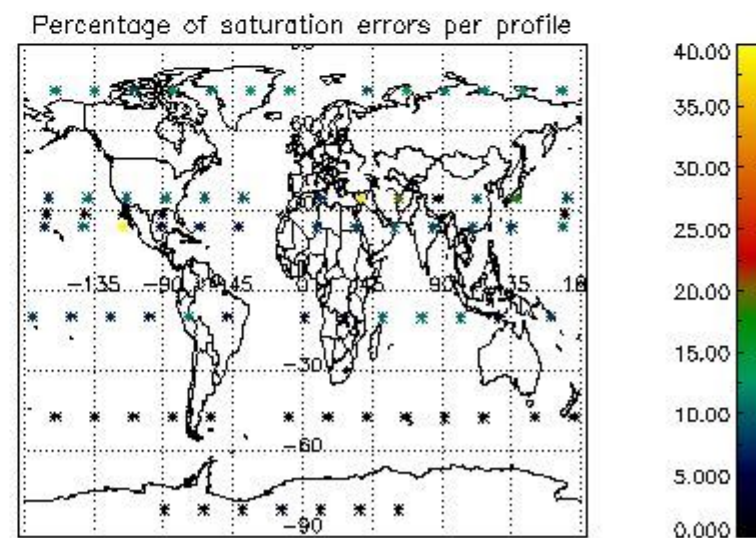
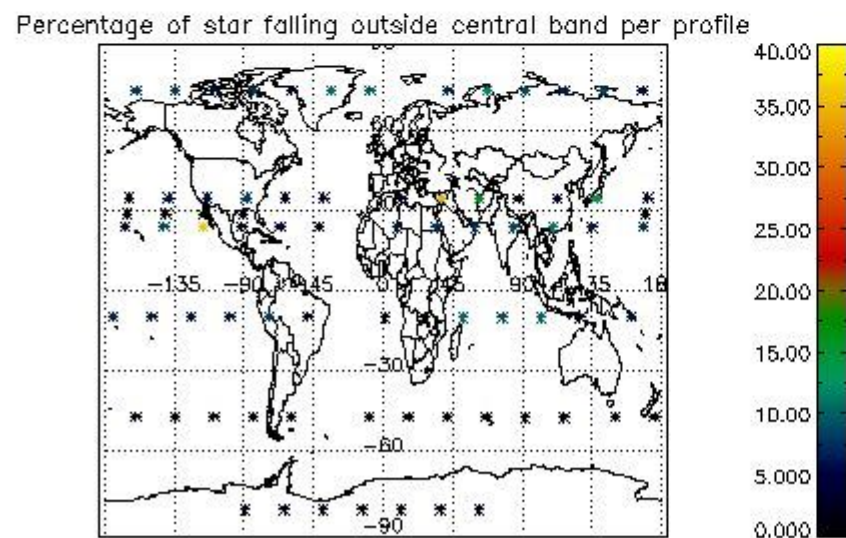
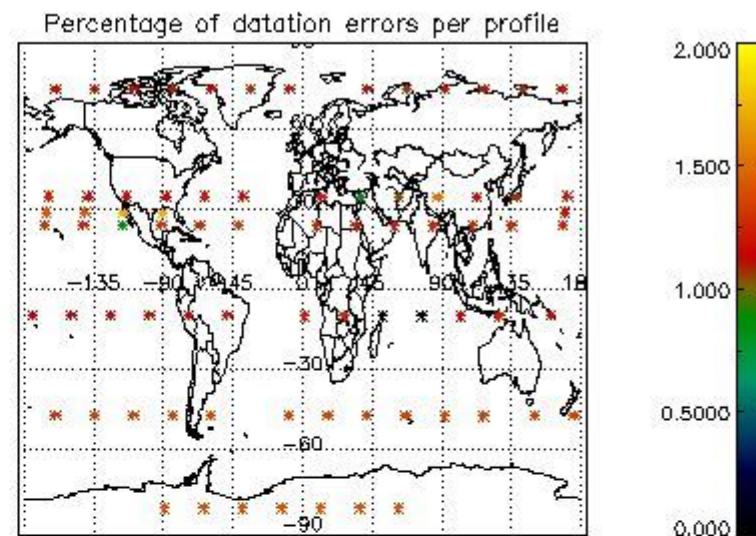
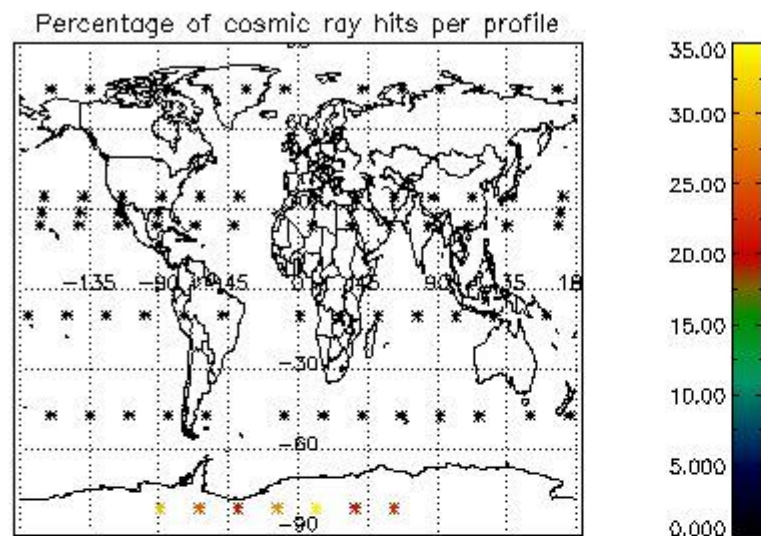


4.2 Plot quality information per product coming from level 1b processing (world map)

4.2.1 Plot level 1 quality information per product (world map): ENVISAT ASCENDING passes



4.2.2 Plot level 1 quality information per product (world map): ENVISAT DESCENDING passes



5. Trace gas profiles

5.1 Ozone statistics based on quality of products

The final quality of the products can be "measured" using the STD (Standard Deviation) attached to every point profile. This information is written to the parameter GOM_NL__2P/NL_LOCAL_SPECIES_DENSITY/o3_std of the level 2 products. The table below shows the statistics for given STD ranges.

The statistics are given with respect to the overall valid production:

- Products without fatal errors: GOM_NL__2P/MPH/PRODUCT_ERR=0
- Valid point profile: GOM_NL__2P/NL_LOCAL_SPECIES_DENSITY/pcd(0)=0

The 'Criteria' is applied to valid points of dark limb products:

- Products in dark limb illumination condition: GOM_NL__2P/NL_SUMMARY_QUALITY/obs_ill_cond=0
- Products without fatal errors: GOM_NL__2P/MPH/PRODUCT_ERR=0
- Valid point profile: GOM_NL__2P/NL_LOCAL_SPECIES_DENSITY/pcd(0)=0

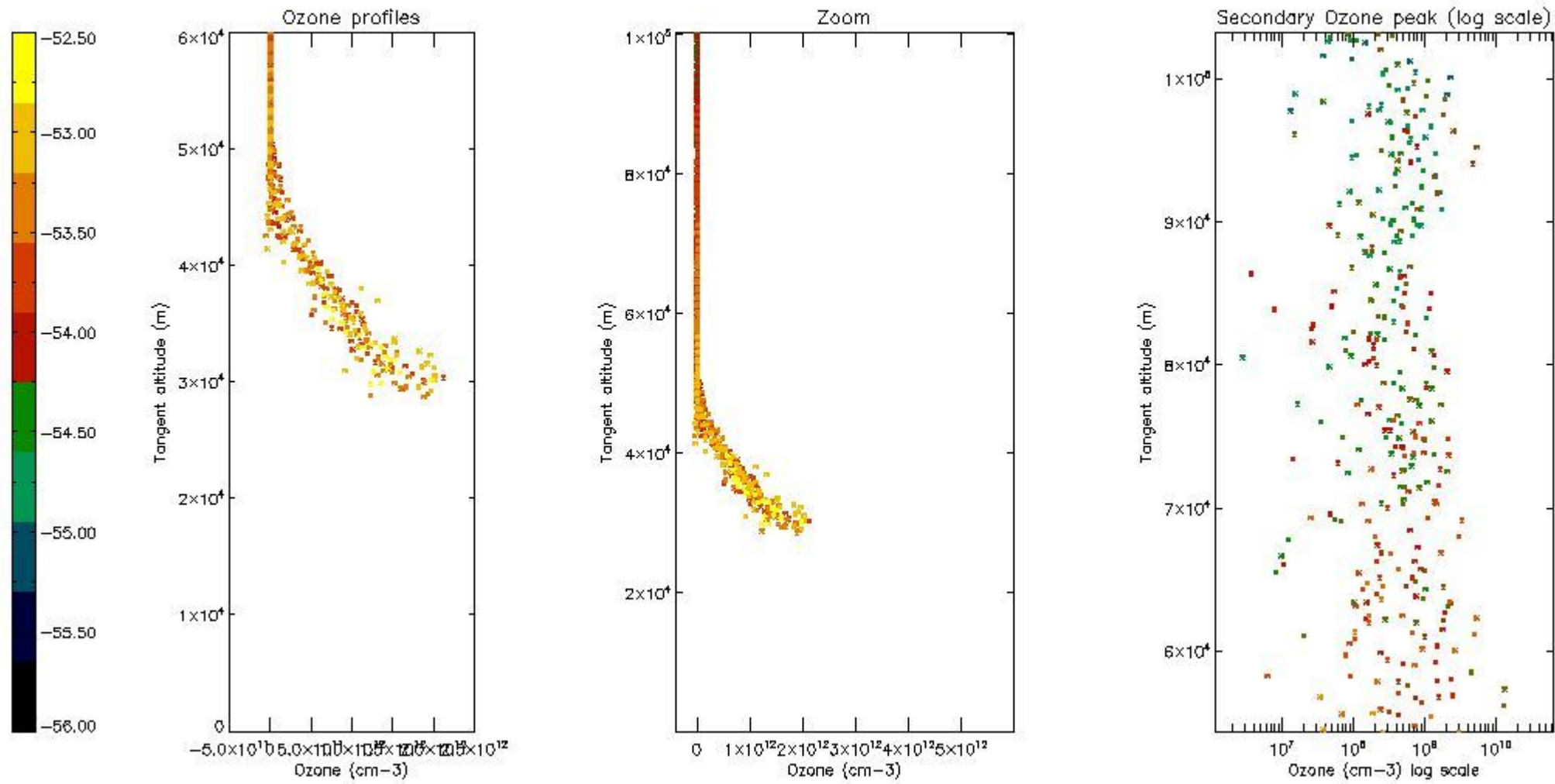
So, the table below shows the percentage of dark limb and valid observations for each criteria with respect to the overall valid daily observations.

Criteria	% of total production
All STD	9.0000
STD < 20	1.0000

STD < 10	0.0000
STD < 5	NaN

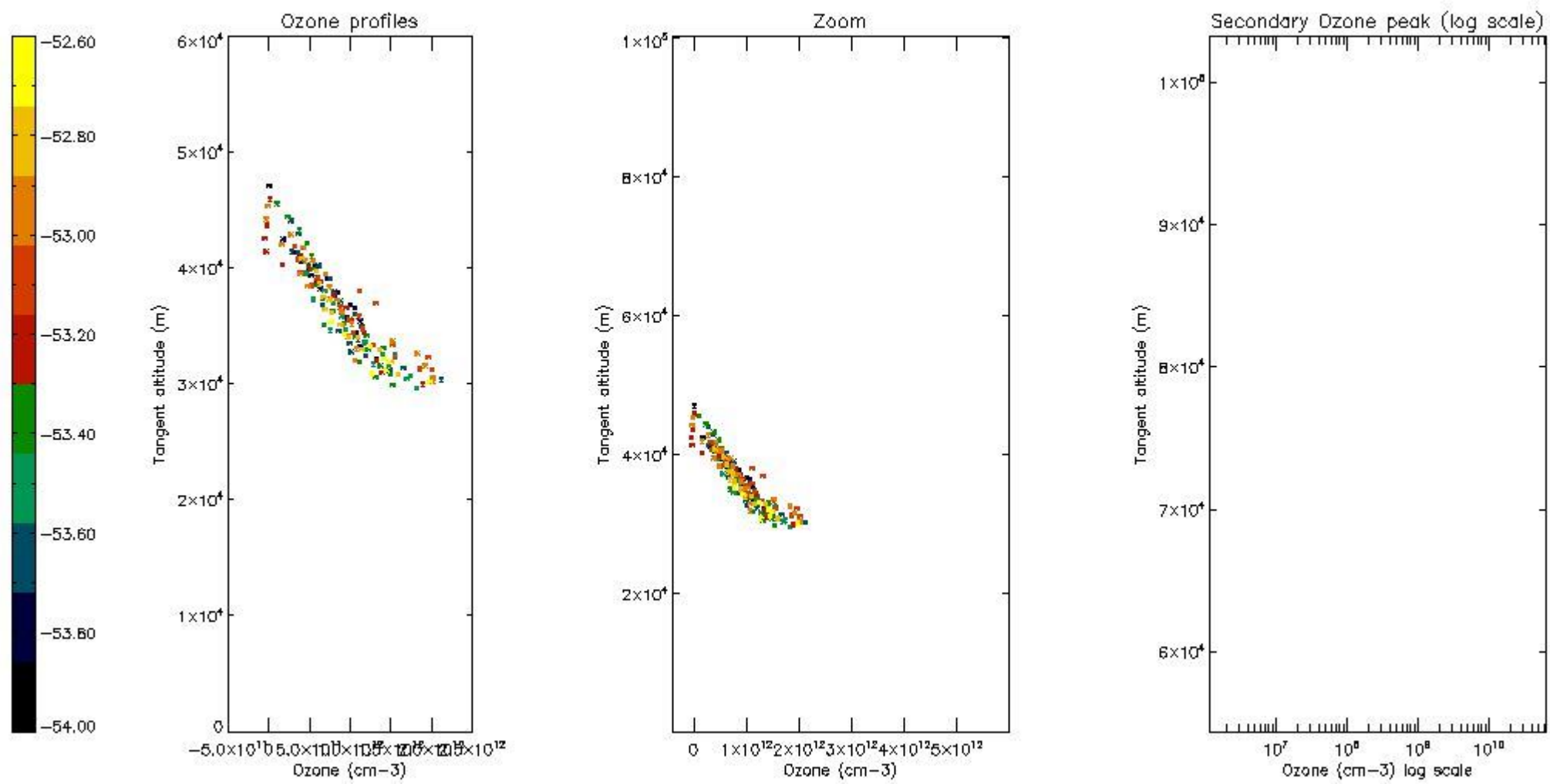
5.2 Plot ozone profiles for all STD (dark without errors)

The colorbar represents the latitude.



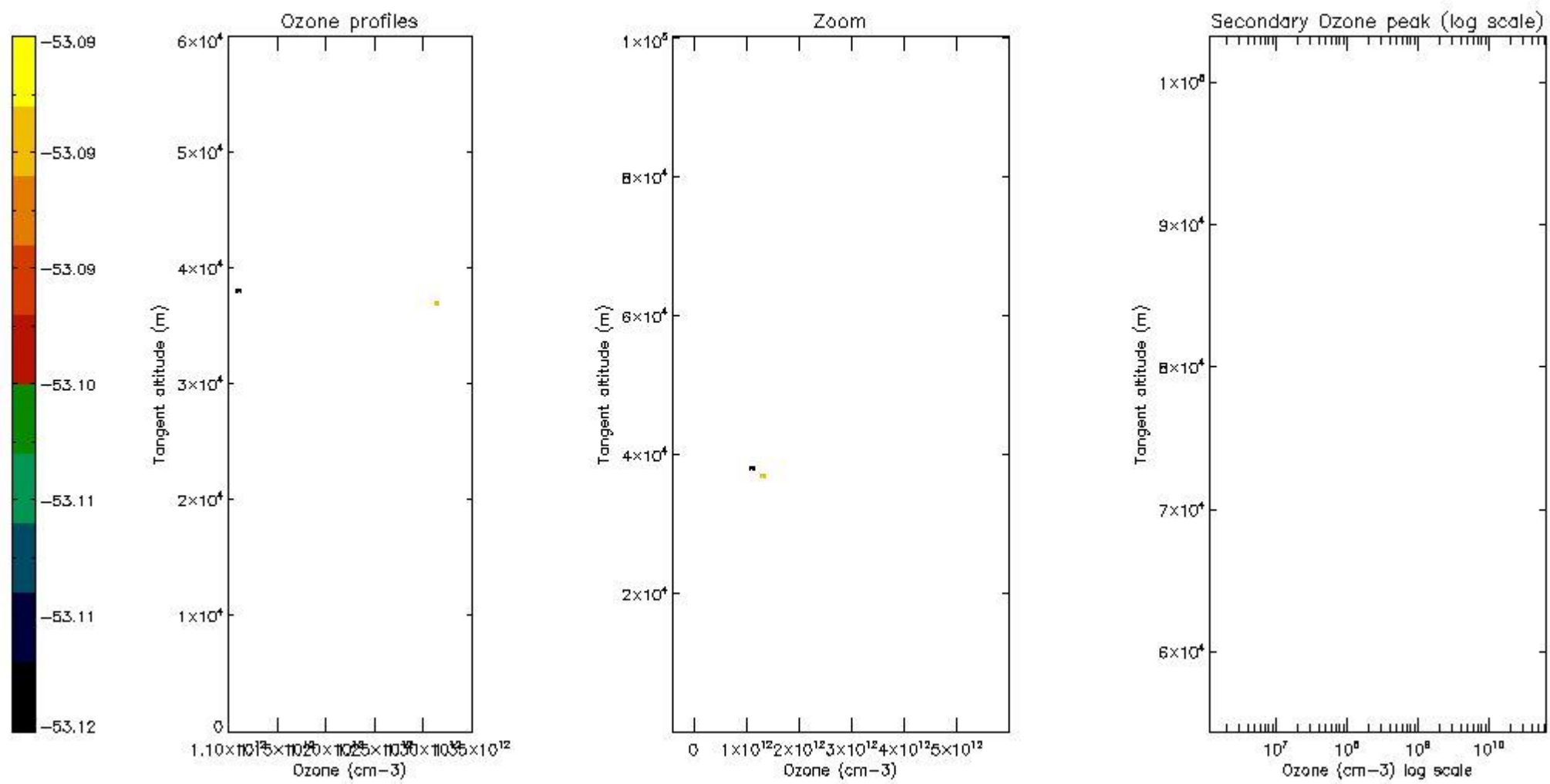
5.3 Plot ozone profiles where STD < 20% (dark without errors)

The colorbar represents the latitude.



5.4 Plot ozone profiles where STD < 10% (dark without errors)

The colorbar represents the latitude.

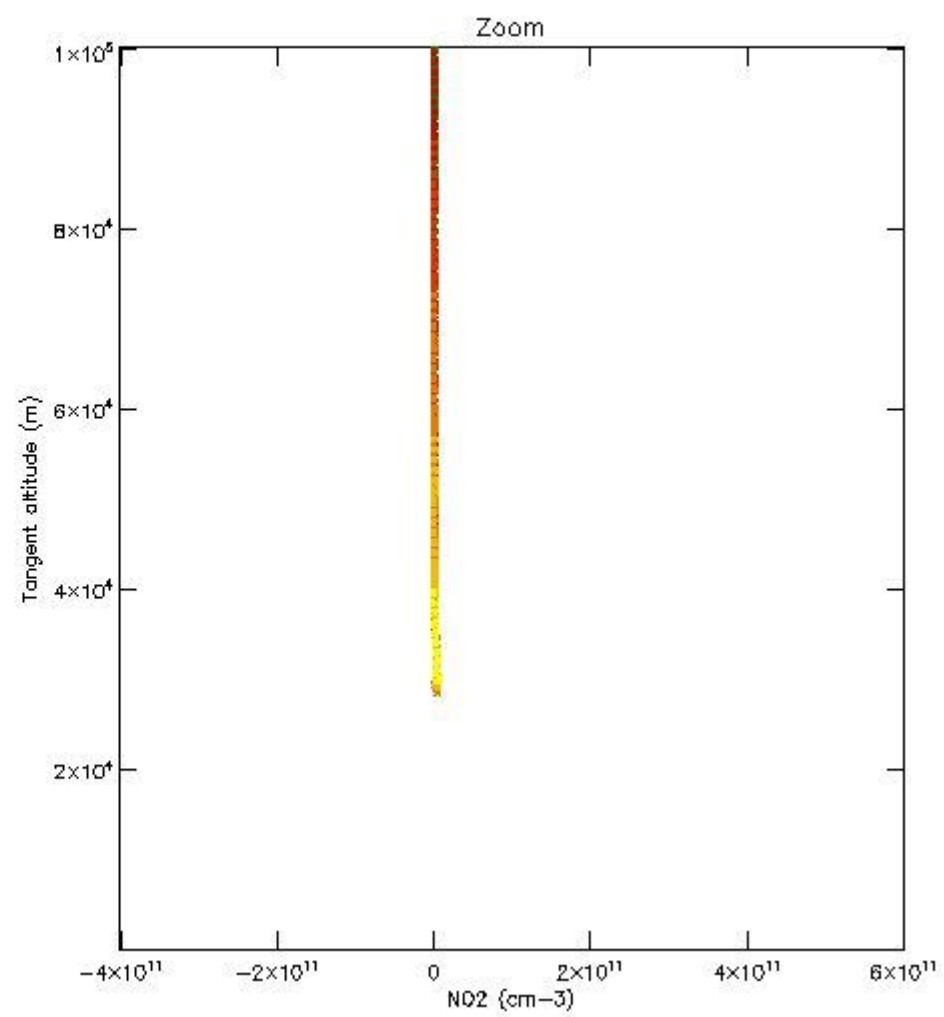
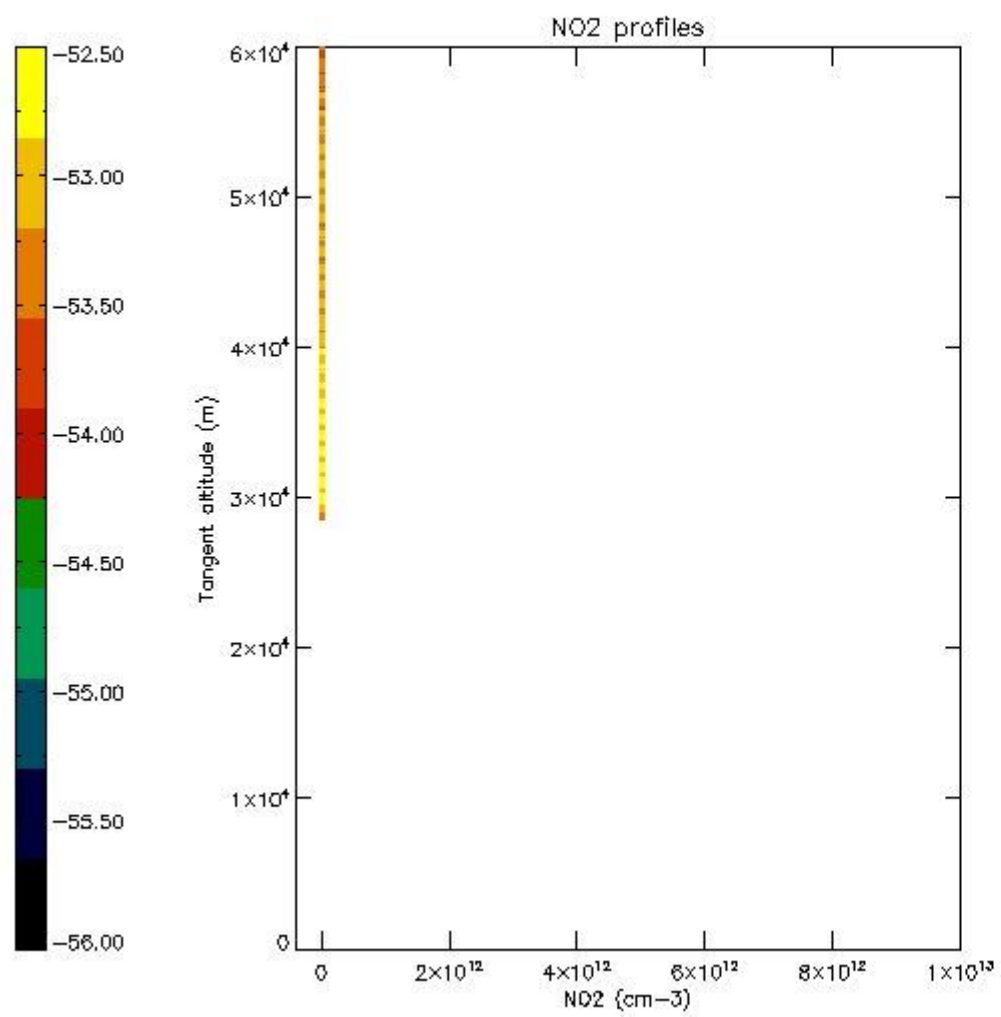


5.5 Plot ozone profiles where STD < 5% (dark without errors)

The colorbar represents the latitude.

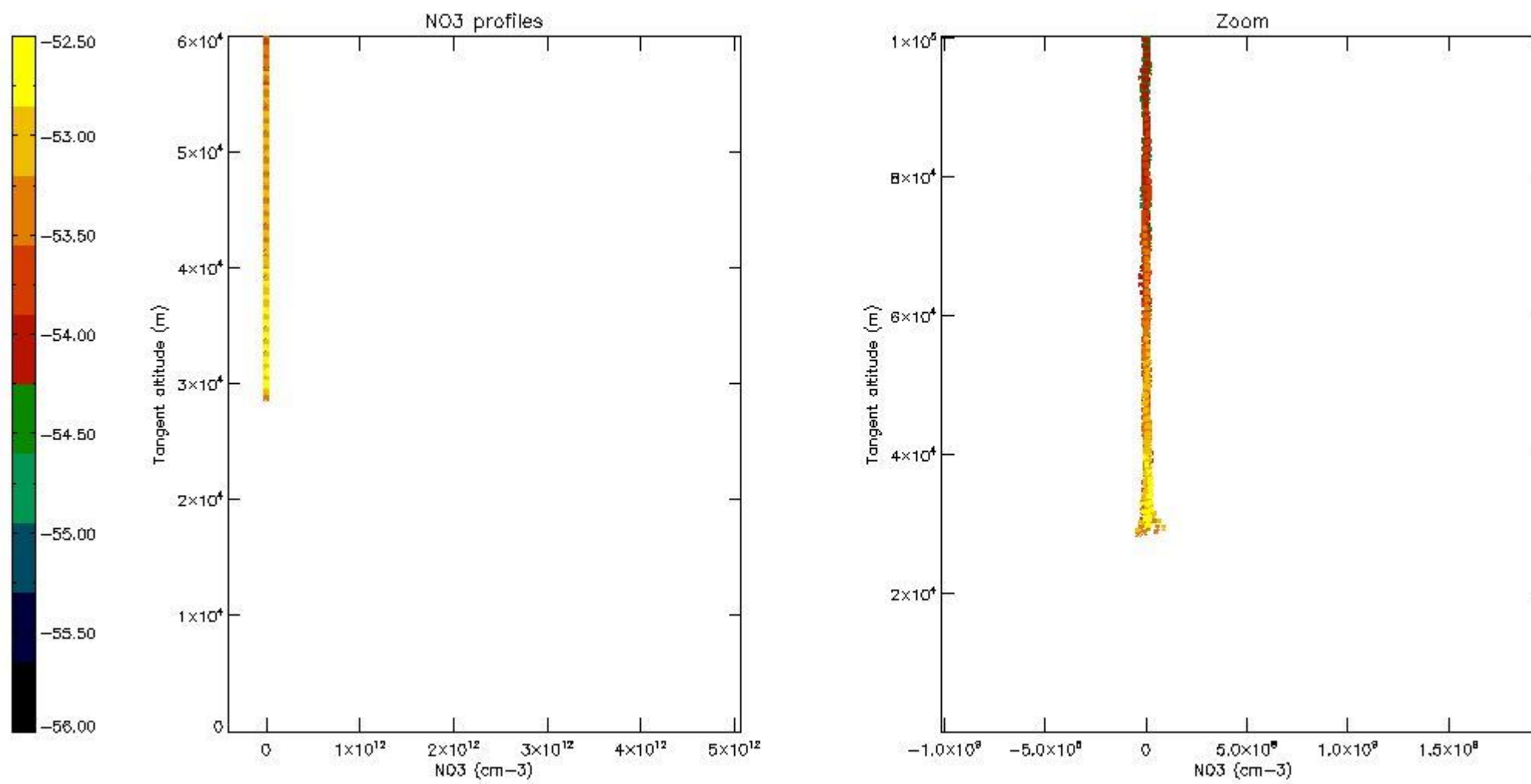
5.6 Plot NO2 profiles for all STD (dark without errors)

The colorbar represents the latitude.



5.7 Plot NO3 profiles for all STD (dark without errors)

The colorbar represents the latitude.



6. Auxiliary Data Files used for the production reported in section 2

The number reported in the third column indicates since which file (see list in section 2) the corresponding auxiliary file has been used. The fourth column is the date of those product files.

Type	Auxiliary Filename	Used since product	Used since product date
INST_PHYS_CHARACTERISTICS	GOM_INS_AXVIEC20091111_143220_20030716_120000_20500101_000000	1	04-MAY-2009 00:06:27
LEVEL-2_PROC_CONFIG	GOM_PR2_AXVIEC20091111_152718_20020301_000000_20500101_000000	1	04-MAY-2009 00:06:27
CROSS_SECTIONS_FILE	GOM_CRS_AXVIEC20091111_154832_20020301_000000_20500101_000000	1	04-MAY-2009 00:06:27

GOMOS Level 2 Daily Report

SUMMARY

[1. General Info](#)

[2. Summary of processed GOM_NL_2P products](#)

[3. Level 2 Quality information per product](#)

[3.1 Plot of level 2 quality information per product \(time dependant\)](#)

[3.2 Plot of level 2 quality information per product \(world map\)](#)

[4. Level 1 Quality information per product \(stored on level 2 products\)](#)

[4.1 Plot of level 1 quality information per product \(time dependant\)](#)

[4.1.1 Plot of level 1 quality information per product \(time dependant\): ASCENDING](#)

[4.1.2 Plot of level 1 quality information per product \(time dependant\): DESCENDING](#)

[4.2 Plot of level 1 quality information per product \(world map\)](#)

[4.2.1 Plot of level 1 quality information per product \(world map\): ASCENDING](#)

[4.2.2 Plot of level 1 quality information per product \(world map\): DESCENDING](#)

[5. Ozone profiles based on quality statistics and other trace gas profiles](#)

[5.1 Ozone statistics based on quality of products](#)

[5.2 Plot ozone profiles for all STD \(dark without errors\)](#)

[5.3 Plot ozone profiles where STD < 20% \(dark without errors\)](#)

[5.4. Plot ozone profiles where STD < 10% \(dark without errors\)](#)

[5.5. Plot ozone profiles where STD < 5% \(dark without errors\)](#)

[5.6 Plot NO2 profiles for all STD \(dark without errors\)](#)

[5.7 Plot NO3 profiles for all STD \(dark without errors\)](#)

[5.8 Plot H2O profiles \(only for occultations of stars 1,2,3,4,13,14,16,26,63 dark without errors\) for all STD](#)

[6. Auxiliary Data Files used for the production reported in section 2](#)

This report presents the daily analysis on parameters extracted from GOMOS level 2 data (GOM_NL__2P). It is intended to monitor some important parameters that will impact the quality of these products. A list of level 2 products (and content) that have arrived during the reporting day to the PCF is also given.

Item	Value
Time of report generation	26APR2013 09:15:48
Data source version	GOMOS/6.01
Start time of products	04-05-2009 (04MAY2009 00:00:00)
Stop time of products	05-05-2009 (05MAY2009 00:00:00)
Store outputs in DB	Yes
Nb of level 2 prods	163
Nb of prods with errors	0

2. Summary of processed GOM_NL__2P products.

Nr	Filename	UTC Start time	Limb	Duration	Star Id	Star Name	Star Mag	Star Temp	Nb Meas	Orbit	Prod. error
1	GOM_NL__2PRFIN20090504_000627_000000362078_00388_37516_2247.N1	04-MAY-2009 00:06:27	Twilight	35.500	164	44Eta Peg	2.9480	5400.0	71	37516	No
2	GOM_NL__2PRFIN20090504_001807_000000462078_00388_37516_2248.N1	04-MAY-2009 00:18:07	Dark	45.500	162	34Alp Aqr	2.9440	5350.0	91	37516	No
3	GOM_NL__2PRFIN20090504_004453_000000502078_00389_37517_2248.N1	04-MAY-2009 00:44:53	Straylight	49.500	40	The Sco	1.8590	7100.0	99	37517	No
4	GOM_NL__2PRFIN20090504_004641_000000542078_00389_37517_2249.N1	04-MAY-2009 00:46:41	Straylight	53.500	25	35Lam Sco	1.6200	28000.	107	37517	No
5	GOM_NL__2PRFIN20090504_004938_000000512078_00389_37517_2250.N1	04-MAY-2009 00:49:38	Straylight	50.500	75	26Eps Sco	2.2910	4250.0	101	37517	No
6	GOM_NL__2PRFIN20090504_005314_000000522078_00389_37517_2251.N1	04-MAY-2009 00:53:14	Twilight	52.000	16	21Alp Sco	1.0200	3000.0	104	37517	No
7	GOM_NL__2PRFIN20090504_005521_000000492078_00389_37517_2252.N1	04-MAY-2009 00:55:21	Twilight	48.500	80	7Del Sco	2.3160	30000.	97	37517	No
8	GOM_NL__2PRFIN20090504_010034_000000462078_00389_37517_2253.N1	04-MAY-2009 01:00:34	Bright	45.500	104	27Bet Lib	2.6140	13100.	91	37517	No
9	GOM_NL__2PRFIN20090504_011222_000000472078_00389_37517_2254.N1	04-MAY-2009 01:12:22	Bright	47.000	83		2.3780	11000.	94	37517	No
10	GOM_NL__2PRFIN20090504_011525_000000402078_00389_37517_2255.N1	04-MAY-2009 01:15:25	Bright	40.000	180	27Gam Boo	3.0400	8000.0	80	37517	No
11	GOM_NL__2PRFIN20090504_012451_000000412078_00389_37517_2256.N1	04-MAY-2009 01:24:51	Bright	40.500	119	14Eta Dra	2.7270	4700.0	81	37517	No
12	GOM_NL__2PRFIN20090504_013522_000000372078_00389_37517_2257.N1	04-MAY-2009 01:35:22	Bright	37.000	89	5Alp Cep	2.4510	8000.0	74	37517	No
13	GOM_NL__2PRFIN20090504_014703_000000362078_00389_37517_2258.N1	04-MAY-2009 01:47:03	Twilight	35.500	164	44Eta Peg	2.9480	5400.0	71	37517	No
14	GOM_NL__2PRFIN20090504_015844_000000462078_00389_37517_2259.N1	04-MAY-2009 01:58:44	Dark	46.000	162	34Alp Aqr	2.9440	5350.0	92	37517	No
15	GOM_NL__2PRFIN20090504_022530_000000502078_00390_37518_2266.N1	04-MAY-2009 02:25:30	Straylight	50.000	40	The Sco	1.8590	7100.0	100	37518	No
16	GOM_NL__2PRFIN20090504_022718_000000552078_00390_37518_2267.N1	04-MAY-2009 02:27:18	Straylight	54.500	25	35Lam Sco	1.6200	28000.	109	37518	No
17	GOM_NL__2PRFIN20090504_023014_000000512078_00390_37518_2268.N1	04-MAY-2009 02:30:14	Straylight	50.500	75	26Eps Sco	2.2910	4250.0	101	37518	No
18	GOM_NL__2PRFIN20090504_023350_000000522078_00390_37518_2269.N1	04-MAY-2009 02:33:50	Twilight	52.000	16	21Alp Sco	1.0200	3000.0	104	37518	No
19	GOM_NL__2PRFIN20090504_023557_000000492078_00390_37518_2270.N1	04-MAY-2009 02:35:57	Twilight	48.500	80	7Del Sco	2.3160	30000.	97	37518	No
20	GOM_NL__2PRFIN20090504_024109_000000472078_00390_37518_2271.N1	04-MAY-2009 02:41:09	Bright	46.500	104	27Bet Lib	2.6140	13100.	93	37518	No
21	GOM_NL__2PRFIN20090504_025258_000000422078_00390_37518_2272.N1	04-MAY-2009 02:52:58	Bright	42.000	83		2.3780	11000.	84	37518	No
22	GOM_NL__2PRFIN20090504_025600_000000402078_00390_37518_2273.N1	04-MAY-2009 02:56:00	Bright	40.000	180	27Gam Boo	3.0400	8000.0	80	37518	No
23	GOM_NL__2PRFIN20090504_030526_000000452078_00390_37518_2274.N1	04-MAY-2009 03:05:26	Bright	44.500	119	14Eta Dra	2.7270	4700.0	89	37518	No
24	GOM_NL__2PRFIN20090504_031558_000000372078_00390_37518_2275.N1	04-MAY-2009 03:15:58	Bright	36.500	89	5Alp Cep	2.4510	8000.0	73	37518	No
25	GOM_NL__2PRFIN20090504_032739_000000352078_00390_37518_2276.N1	04-MAY-2009 03:27:39	Twilight	35.000	164	44Eta Peg	2.9480	5400.0	70	37518	No
26	GOM_NL__2PRFIN20090504_033920_000000472078_00390_37518_2277.N1	04-MAY-2009 03:39:20	Dark	46.500	162	34Alp Aqr	2.9440	5350.0	93	37518	No
27	GOM_NL__2PRFIN20090504_040607_000000502078_00391_37519_2279.N1	04-MAY-2009 04:06:07	Straylight	49.500	40	The Sco	1.8590	7100.0	99	37519	No
28	GOM_NL__2PRFIN20090504_040755_000000552078_00391_37519_2280.N1	04-MAY-2009 04:07:55	Straylight	54.500	25	35Lam Sco	1.6200	28000.	109	37519	No
29	GOM_NL__2PRFIN20090504_041051_000000502078_00391_37519_2281.N1	04-MAY-2009 04:10:51	Straylight	50.000	75	26Eps Sco	2.2910	4250.0	100	37519	No
30	GOM_NL__2PRFIN20090504_041427_000000532078_00391_37519_2282.N1	04-MAY-2009 04:14:27	Twilight	52.500	16	21Alp Sco	1.0200	3000.0	105	37519	No
31	GOM_NL__2PRFIN20090504_041633_000000492078_00391_37519_2283.N1	04-MAY-2009 04:16:33	Twilight	48.500	80	7Del Sco	2.3160	30000.	97	37519	No
32	GOM_NL__2PRFIN20090504_042145_000000462078_00391_37519_2284.N1	04-MAY-2009 04:21:45	Bright	45.500	104	27Bet Lib	2.6140	13100.	91	37519	No
33	GOM_NL__2PRFIN20090504_043333_000000332078_00391_37519_2285.N1	04-MAY-2009 04:33:33	Bright	32.500	83		2.3780	11000.	65	37519	No
34	GOM_NL__2PRFIN20090504_043636_000000402078_00391_37519_2286.N1	04-MAY-2009 04:36:36	Bright	40.000	180	27Gam Boo	3.0400	8000.0	80	37519	No
35	GOM_NL__2PRFIN20090504_044601_000000452078_00391_37519_2287.N1	04-MAY-2009 04:46:01	Bright	45.000	119	14Eta Dra	2.7270	4700.0	90	37519	No
36	GOM_NL__2PRFIN20090504_045633_000000372078_00391_37519_2288.N1	04-MAY-2009 04:56:33	Bright	37.000	89	5Alp Cep	2.4510	8000.0	74	37519	No
37	GOM_NL__2PRFIN20090504_050815_000000362078_00391_37519_2289.N1	04-MAY-2009 05:08:15	Twilight	35.500	164	44Eta Peg	2.9480	5400.0	71	37519	No
38	GOM_NL__2PRFIN20090504_051958_000000462078_00391_37519_2290.N1	04-MAY-2009 05:19:58	Dark	46.000	162	34Alp Aqr	2.9440	5350.0	92	37519	No
39	GOM_NL__2PRFIN20090504_054644_000000492078_00392_37520_2295.N1	04-MAY-2009 05:46:44	Straylight	49.000	40	The Sco	1.8590	7100.0	98	37520	No
40	GOM_NL__2PRFIN20090504_054832_000000532078_00392_37520_2296.N1	04-MAY-2009 05:48:32	Straylight	53.000	25	35Lam Sco	1.6200	28000.	106	37520	No
41	GOM_NL__2PRFIN20090504_055128_000000512078_00392_37520_2297.N1	04-MAY-2009 05:51:28	Straylight	51.000	75	26Eps Sco	2.2910	4250.0	102	37520	No
42	GOM_NL__2PRFIN20090504_055503_000000532078_00392_37520_2298.N1	04-MAY-2009 05:55:03	Twilight	52.500	16	21Alp Sco	1.0200	3000.0	105	37520	No

43	GOM_NL__2PRFIN20090504_055709_000000482078_00392_37520_2299.N1	04-MAY-2009 05:57:09	Twilight	48.000	80	7Del Sco	2.3160	30000.	96	37520	No
44	GOM_NL__2PRFIN20090504_060221_000000462078_00392_37520_2300.N1	04-MAY-2009 06:02:21	Bright	45.500	104	27Bet Lib	2.6140	13100.	91	37520	No
45	GOM_NL__2PRFIN20090504_061409_000000482078_00392_37520_2301.N1	04-MAY-2009 06:14:09	Bright	48.000	83		2.3780	11000.	96	37520	No
46	GOM_NL__2PRFIN20090504_061711_000000412078_00392_37520_2302.N1	04-MAY-2009 06:17:11	Bright	40.500	180	27Gam Boo	3.0400	8000.0	81	37520	No
47	GOM_NL__2PRFIN20090504_062637_000000452078_00392_37520_2303.N1	04-MAY-2009 06:26:37	Bright	44.500	119	14Eta Dra	2.7270	4700.0	89	37520	No
48	GOM_NL__2PRFIN20090504_063709_000000372078_00392_37520_2304.N1	04-MAY-2009 06:37:09	Bright	37.000	89	5Alp Cep	2.4510	8000.0	74	37520	No
49	GOM_NL__2PRFIN20090504_064852_000000362078_00392_37520_2305.N1	04-MAY-2009 06:48:52	Twilight	35.500	164	44Eta Peg	2.9480	5400.0	71	37520	No
50	GOM_NL__2PRFIN20090504_070034_000000462078_00392_37520_2306.N1	04-MAY-2009 07:00:34	Dark	46.000	162	34Alp Aqr	2.9440	5350.0	92	37520	No
51	GOM_NL__2PRFIN20090504_072720_000000512078_00393_37521_2313.N1	04-MAY-2009 07:27:20	Straylight	51.000	40	The Sco	1.8590	7100.0	102	37521	No
52	GOM_NL__2PRFIN20090504_072908_000000552078_00393_37521_2314.N1	04-MAY-2009 07:29:08	Straylight	54.500	25	35Lam Sco	1.6200	28000.	109	37521	No
53	GOM_NL__2PRFIN20090504_073205_000000512078_00393_37521_2315.N1	04-MAY-2009 07:32:05	Straylight	50.500	75	26Eps Sco	2.2910	4250.0	101	37521	No
54	GOM_NL__2PRFIN20090504_073540_000000532078_00393_37521_2316.N1	04-MAY-2009 07:35:40	Twilight	53.000	16	21Alp Sco	1.0200	3000.0	106	37521	No
55	GOM_NL__2PRFIN20090504_073746_000000482078_00393_37521_2317.N1	04-MAY-2009 07:37:46	Twilight	48.000	80	7Del Sco	2.3160	30000.	96	37521	No
56	GOM_NL__2PRFIN20090504_074257_000000472078_00393_37521_2318.N1	04-MAY-2009 07:42:57	Bright	47.000	104	27Bet Lib	2.6140	13100.	94	37521	No
57	GOM_NL__2PRFIN20090504_075444_000000622078_00393_37521_2319.N1	04-MAY-2009 07:54:44	Bright	62.000	83		2.3780	11000.	124	37521	No
58	GOM_NL__2PRFIN20090504_075747_000000412078_00393_37521_2320.N1	04-MAY-2009 07:57:47	Bright	40.500	180	27Gam Boo	3.0400	8000.0	81	37521	No
59	GOM_NL__2PRFIN20090504_080712_000000402078_00393_37521_2321.N1	04-MAY-2009 08:07:12	Bright	39.500	119	14Eta Dra	2.7270	4700.0	79	37521	No
60	GOM_NL__2PRFIN20090504_081744_000000372078_00393_37521_2322.N1	04-MAY-2009 08:17:44	Bright	37.000	89	5Alp Cep	2.4510	8000.0	74	37521	No
61	GOM_NL__2PRFIN20090504_082928_000000362078_00393_37521_2323.N1	04-MAY-2009 08:29:28	Twilight	35.500	164	44Eta Peg	2.9480	5400.0	71	37521	No
62	GOM_NL__2PRFIN20090504_084111_000000472078_00393_37521_2324.N1	04-MAY-2009 08:41:11	Dark	46.500	162	34Alp Aqr	2.9440	5350.0	93	37521	No
63	GOM_NL__2PRFIN20090504_090757_000000512078_00394_37522_2349.N1	04-MAY-2009 09:07:57	Straylight	50.500	40	The Sco	1.8590	7100.0	101	37522	No
64	GOM_NL__2PRFIN20090504_090945_000000552078_00394_37522_2350.N1	04-MAY-2009 09:09:45	Straylight	54.500	25	35Lam Sco	1.6200	28000.	109	37522	No
65	GOM_NL__2PRFIN20090504_091241_000000502078_00394_37522_2351.N1	04-MAY-2009 09:12:41	Straylight	50.000	75	26Eps Sco	2.2910	4250.0	100	37522	No
66	GOM_NL__2PRFIN20090504_091616_000000522078_00394_37522_2352.N1	04-MAY-2009 09:16:16	Twilight	52.000	16	21Alp Sco	1.0200	3000.0	104	37522	No
67	GOM_NL__2PRFIN20090504_091822_000000482078_00394_37522_2353.N1	04-MAY-2009 09:18:22	Twilight	48.000	80	7Del Sco	2.3160	30000.	96	37522	No
68	GOM_NL__2PRFIN20090504_092333_000000452078_00394_37522_2354.N1	04-MAY-2009 09:23:33	Bright	44.500	104	27Bet Lib	2.6140	13100.	89	37522	No
69	GOM_NL__2PRFIN20090504_093519_000000412078_00394_37522_2355.N1	04-MAY-2009 09:35:19	Bright	41.000	83		2.3780	11000.	82	37522	No
70	GOM_NL__2PRFIN20090504_093822_000000402078_00394_37522_2356.N1	04-MAY-2009 09:38:22	Bright	40.000	180	27Gam Boo	3.0400	8000.0	80	37522	No
71	GOM_NL__2PRFIN20090504_094748_000000412078_00394_37522_2357.N1	04-MAY-2009 09:47:48	Bright	41.000	119	14Eta Dra	2.7270	4700.0	82	37522	No
72	GOM_NL__2PRFIN20090504_095820_000000372078_00394_37522_2358.N1	04-MAY-2009 09:58:20	Bright	37.000	89	5Alp Cep	2.4510	8000.0	74	37522	No
73	GOM_NL__2PRFIN20090504_101004_000000362078_00394_37522_2359.N1	04-MAY-2009 10:10:04	Twilight	35.500	164	44Eta Peg	2.9480	5400.0	71	37522	No
74	GOM_NL__2PRFIN20090504_102148_000000472078_00394_37522_2360.N1	04-MAY-2009 10:21:48	Dark	46.500	162	34Alp Aqr	2.9440	5350.0	93	37522	No
75	GOM_NL__2PRFIN20090504_104834_000000502078_00395_37523_2365.N1	04-MAY-2009 10:48:34	Straylight	49.500	40	The Sco	1.8590	7100.0	99	37523	No
76	GOM_NL__2PRFIN20090504_105022_000000542078_00395_37523_2366.N1	04-MAY-2009 10:50:22	Straylight	54.000	25	35Lam Sco	1.6200	28000.	108	37523	No
77	GOM_NL__2PRFIN20090504_105318_000000502078_00395_37523_2367.N1	04-MAY-2009 10:53:18	Straylight	49.500	75	26Eps Sco	2.2910	4250.0	99	37523	No
78	GOM_NL__2PRFIN20090504_105653_000000522078_00395_37523_2368.N1	04-MAY-2009 10:56:53	Twilight	52.000	16	21Alp Sco	1.0200	3000.0	104	37523	No
79	GOM_NL__2PRFIN20090504_105858_000000482078_00395_37523_2369.N1	04-MAY-2009 10:58:58	Twilight	47.500	80	7Del Sco	2.3160	30000.	95	37523	No
80	GOM_NL__2PRFIN20090504_124445_000000462078_00396_37524_2380.N1	04-MAY-2009 12:44:45	Bright	45.500	104	27Bet Lib	2.6140	13100.	91	37524	No
81	GOM_NL__2PRFIN20090504_125630_000000422078_00396_37524_2381.N1	04-MAY-2009 12:56:30	Bright	42.000	83		2.3780	11000.	84	37524	No
82	GOM_NL__2PRFIN20090504_125934_000000382078_00396_37524_2382.N1	04-MAY-2009 12:59:34	Bright	37.500	180	27Gam Boo	3.0400	8000.0	75	37524	No
83	GOM_NL__2PRFIN20090504_130858_000000422078_00396_37524_2383.N1	04-MAY-2009 13:08:58	Bright	41.500	119	14Eta Dra	2.7270	4700.0	83	37524	No
84	GOM_NL__2PRFIN20090504_131931_000000362078_00396_37524_2384.N1	04-MAY-2009 13:19:31	Bright	36.000	89	5Alp Cep	2.4510	8000.0	72	37524	No
85	GOM_NL__2PRFIN20090504_133145_000000332078_00396_37524_2385.N1	04-MAY-2009 13:31:45	Twilight	33.000	93	53Bet Peg	2.5200	3100.0	66	37524	No
86	GOM_NL__2PRFIN20090504_134302_000000462078_00396_37524_2386.N1	04-MAY-2009 13:43:02	Dark	45.500	162	34Alp Aqr	2.9440	5350.0	91	37524	No
87	GOM_NL__2PRFIN20090504_140947_000000512078_00397_37525_2395.N1	04-MAY-2009 14:09:47	Straylight	50.500	40	The Sco	1.8590	7100.0	101	37525	No
88	GOM_NL__2PRFIN20090504_141136_000000542078_00397_37525_2396.N1	04-MAY-2009 14:11:36	Straylight	53.500	25	35Lam Sco	1.6200	28000.	107	37525	No
89	GOM_NL__2PRFIN20090504_141431_000000502078_00397_37525_2397.N1	04-MAY-2009 14:14:31	Straylight	49.500	75	26Eps Sco	2.2910	4250.0	99	37525	No
90	GOM_NL__2PRFIN20090504_141805_000000522078_00397_37525_2398.N1	04-MAY-2009 14:18:05	Twilight	51.500	16	21Alp Sco	1.0200	3000.0	103	37525	No
91	GOM_NL__2PRFIN20090504_142010_000000482078_00397_37525_2399.N1	04-MAY-2009 14:20:10	Twilight	48.000	80	7Del Sco	2.3160	30000.	96	37525	No
92	GOM_NL__2PRFIN20090504_142521_000000472078_00397_37525_2400.N1	04-MAY-2009 14:25:21	Bright	46.500	104	27Bet Lib	2.6140	13100.	93	37525	No
93	GOM_NL__2PRFIN20090504_143706_000000412078_00397_37525_2401.N1	04-MAY-2009 14:37:06	Bright	41.000	83		2.3780	11000.	82	37525	No
94	GOM_NL__2PRFIN20090504_144009_000000402078_00397_37525_2402.N1	04-MAY-2009 14:40:09	Bright	39.500	180	27Gam Boo	3.0400	8000.0	79	37525	No
95	GOM_NL__2PRFIN20090504_144934_000000452078_00397_37525_2403.N1	04-MAY-2009 14:49:34	Bright	44.500	119	14Eta Dra	2.7270	4700.0	89	37525	No
96	GOM_NL__2PRFIN20090504_150007_000000372078_00397_37525_2404.N1	04-MAY-2009 15:00:07	Bright	36.500	89	5Alp Cep	2.4510	8000.0	73	37525	No
97	GOM_NL__2PRFIN20090504_151221_000000342078_00397_37525_2405.N1	04-MAY-2009 15:12:21	Twilight	33.500	93	53Bet Peg	2.5200	3100.0	67	37525	No
98	GOM_NL__2PRFIN20090504_152339_000000472078_00397_37525_2406.N1	04-MAY-2009 15:23:39	Dark	46.500	162	34Alp Aqr	2.9440	5350.0	93	37525	No
99	GOM_NL__2PRFIN20090504_155024_000000492078_00398_37526_2409.N1	04-MAY-2009 15:50:24	Straylight	48.500	40	The Sco	1.8590	7100.0	97	37526	No
100	GOM_NL__2PRFIN20090504_155213_000000532078_00398_37526_2410.N1	04-MAY-2009 15:52:13	Straylight	53.000	25	35Lam Sco	1.6200	28000.	106	37526	No
101	GOM_NL__2PRFIN20090504_155508_000000492078_00398_37526_2411.N1	04-MAY-2009 15:55:08	Straylight	49.000	75	26Eps Sco	2.2910	4250.0	98	37526	No

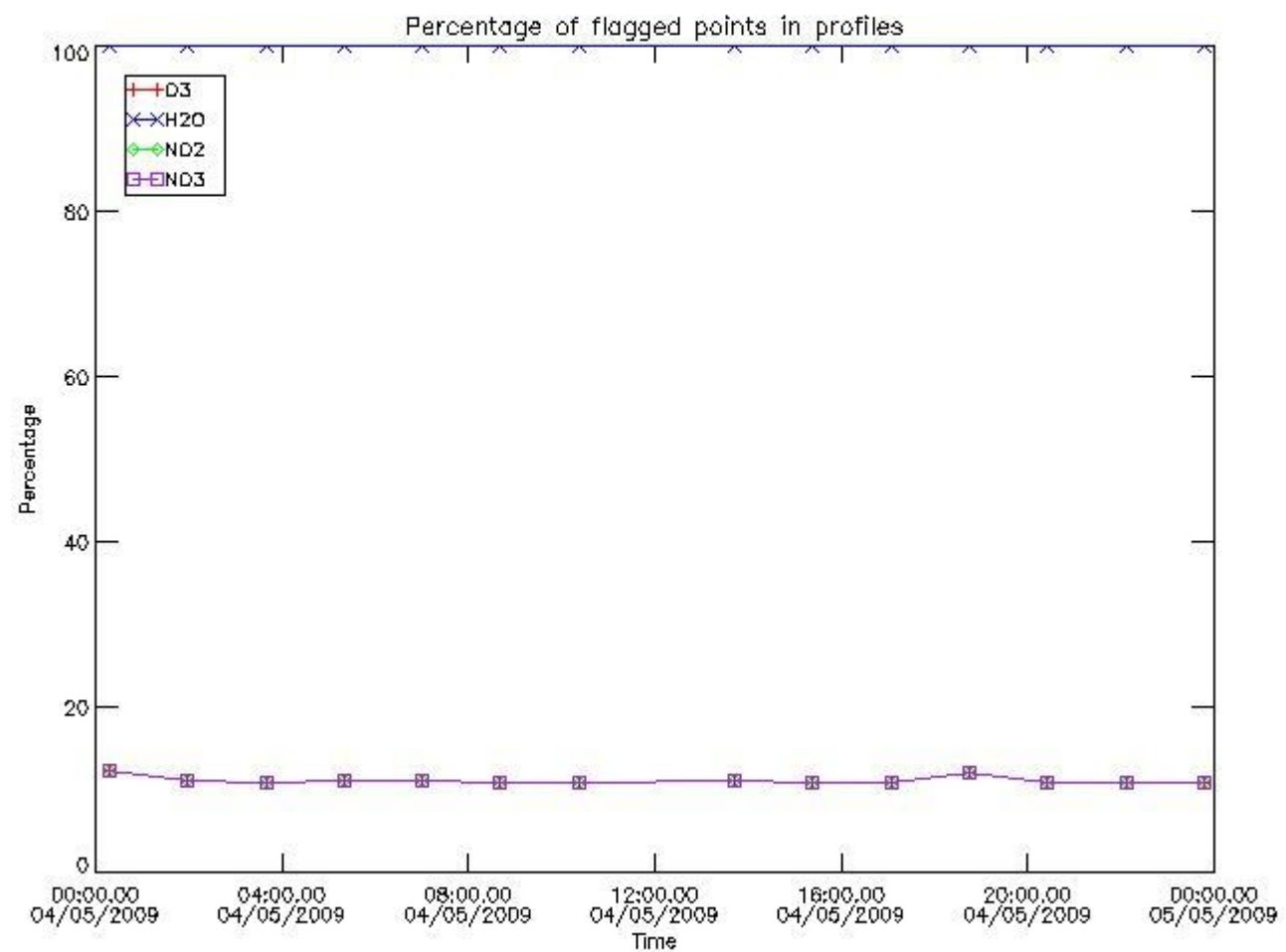
102	GOM_NL_2PRFIN20090504_155842_00000512078_00398_37526_2412.N1	04-MAY-2009 15:58:42	Twi_and_stray	51.000	16	21Alp Sco	1.0200	3000.0	102	37526	No
103	GOM_NL_2PRFIN20090504_160047_00000472078_00398_37526_2413.N1	04-MAY-2009 16:00:47	Twi_and_stray	47.000	80	7Del Sco	2.3160	30000.	94	37526	No
104	GOM_NL_2PRFIN20090504_160557_00000452078_00398_37526_2414.N1	04-MAY-2009 16:05:57	Bright	44.500	104	27Bet Lib	2.6140	13100.	89	37526	No
105	GOM_NL_2PRFIN20090504_161741_00000442078_00398_37526_2415.N1	04-MAY-2009 16:17:41	Bright	44.000	83		2.3780	11000.	88	37526	No
106	GOM_NL_2PRFIN20090504_161925_00000292078_00398_37526_2416.N1	04-MAY-2009 16:19:25	Twi_and_stray	29.000	67	5Alp CrB	2.2210	11000.	58	37526	No
107	GOM_NL_2PRFIN20090504_162045_00000392078_00398_37526_2417.N1	04-MAY-2009 16:20:45	Bright	38.500	180	27Gam Boo	3.0400	8000.0	77	37526	No
108	GOM_NL_2PRFIN20090504_163009_00000432078_00398_37526_2418.N1	04-MAY-2009 16:30:09	Bright	43.000	119	14Eta Dra	2.7270	4700.0	86	37526	No
109	GOM_NL_2PRFIN20090504_164042_00000372078_00398_37526_2419.N1	04-MAY-2009 16:40:42	Bright	37.000	89	5Alp Cep	2.4510	8000.0	74	37526	No
110	GOM_NL_2PRFIN20090504_165257_00000342078_00398_37526_2420.N1	04-MAY-2009 16:52:57	Twi_and_stray	33.500	93	53Bet Peg	2.5200	3100.0	67	37526	No
111	GOM_NL_2PRFIN20090504_170415_00000472078_00398_37526_2421.N1	04-MAY-2009 17:04:15	Dark	46.500	162	34Alp Aqr	2.9440	5350.0	93	37526	No
112	GOM_NL_2PRFIN20090504_173101_00000502078_00399_37527_2425.N1	04-MAY-2009 17:31:01	Straylight	50.000	40	The Sco	1.8590	7100.0	100	37527	No
113	GOM_NL_2PRFIN20090504_173249_00000552078_00399_37527_2426.N1	04-MAY-2009 17:32:49	Straylight	54.500	25	35Lam Sco	1.6200	28000.	109	37527	No
114	GOM_NL_2PRFIN20090504_173544_00000492078_00399_37527_2427.N1	04-MAY-2009 17:35:44	Straylight	49.000	75	26Eps Sco	2.2910	4250.0	98	37527	No
115	GOM_NL_2PRFIN20090504_173918_00000512078_00399_37527_2428.N1	04-MAY-2009 17:39:18	Twi_and_stray	51.000	16	21Alp Sco	1.0200	3000.0	102	37527	No
116	GOM_NL_2PRFIN20090504_174124_00000472078_00399_37527_2429.N1	04-MAY-2009 17:41:24	Twi_and_stray	46.500	80	7Del Sco	2.3160	30000.	93	37527	No
117	GOM_NL_2PRFIN20090504_174633_00000462078_00399_37527_2430.N1	04-MAY-2009 17:46:33	Bright	46.000	104	27Bet Lib	2.6140	13100.	92	37527	No
118	GOM_NL_2PRFIN20090504_175817_00000432078_00399_37527_2431.N1	04-MAY-2009 17:58:17	Bright	42.500	83		2.3780	11000.	85	37527	No
119	GOM_NL_2PRFIN20090504_180000_00000292078_00399_37527_2432.N1	04-MAY-2009 18:00:00	Twi_and_stray	29.000	67	5Alp CrB	2.2210	11000.	58	37527	No
120	GOM_NL_2PRFIN20090504_180121_00000592078_00399_37527_2433.N1	04-MAY-2009 18:01:21	Bright	59.000	180	27Gam Boo	3.0400	8000.0	118	37527	No
121	GOM_NL_2PRFIN20090504_181044_00000442078_00399_37527_2434.N1	04-MAY-2009 18:10:44	Bright	43.500	119	14Eta Dra	2.7270	4700.0	87	37527	No
122	GOM_NL_2PRFIN20090504_182118_00000372078_00399_37527_2435.N1	04-MAY-2009 18:21:18	Bright	37.000	89	5Alp Cep	2.4510	8000.0	74	37527	No
123	GOM_NL_2PRFIN20090504_183334_00000342078_00399_37527_2436.N1	04-MAY-2009 18:33:34	Twi_and_stray	34.000	93	53Bet Peg	2.5200	3100.0	68	37527	No
124	GOM_NL_2PRFIN20090504_184452_00000472078_00399_37527_2437.N1	04-MAY-2009 18:44:52	Dark	46.500	162	34Alp Aqr	2.9440	5350.0	93	37527	No
125	GOM_NL_2PRFIN20090504_191137_00000492078_00400_37528_2443.N1	04-MAY-2009 19:11:37	Straylight	49.000	40	The Sco	1.8590	7100.0	98	37528	No
126	GOM_NL_2PRFIN20090504_191326_00000532078_00400_37528_2444.N1	04-MAY-2009 19:13:26	Straylight	53.000	25	35Lam Sco	1.6200	28000.	106	37528	No
127	GOM_NL_2PRFIN20090504_191621_00000502078_00400_37528_2445.N1	04-MAY-2009 19:16:21	Straylight	49.500	75	26Eps Sco	2.2910	4250.0	99	37528	No
128	GOM_NL_2PRFIN20090504_191955_00000512078_00400_37528_2446.N1	04-MAY-2009 19:19:55	Twi_and_stray	51.000	16	21Alp Sco	1.0200	3000.0	102	37528	No
129	GOM_NL_2PRFIN20090504_192200_00000472078_00400_37528_2447.N1	04-MAY-2009 19:22:00	Twi_and_stray	47.000	80	7Del Sco	2.3160	30000.	94	37528	No
130	GOM_NL_2PRFIN20090504_192709_00000442078_00400_37528_2448.N1	04-MAY-2009 19:27:09	Bright	43.500	104	27Bet Lib	2.6140	13100.	87	37528	No
131	GOM_NL_2PRFIN20090504_193852_00000432078_00400_37528_2449.N1	04-MAY-2009 19:38:52	Bright	42.500	83		2.3780	11000.	85	37528	No
132	GOM_NL_2PRFIN20090504_194035_00000352078_00400_37528_2450.N1	04-MAY-2009 19:40:35	Twi_and_stray	35.000	67	5Alp CrB	2.2210	11000.	70	37528	No
133	GOM_NL_2PRFIN20090504_194156_00000412078_00400_37528_2451.N1	04-MAY-2009 19:41:56	Bright	40.500	180	27Gam Boo	3.0400	8000.0	81	37528	No
134	GOM_NL_2PRFIN20090504_195119_00000442078_00400_37528_2452.N1	04-MAY-2009 19:51:19	Bright	43.500	119	14Eta Dra	2.7270	4700.0	87	37528	No
135	GOM_NL_2PRFIN20090504_200154_00000392078_00400_37528_2453.N1	04-MAY-2009 20:01:54	Bright	38.500	89	5Alp Cep	2.4510	8000.0	77	37528	No
136	GOM_NL_2PRFIN20090504_201410_00000342078_00400_37528_2454.N1	04-MAY-2009 20:14:10	Twi_and_stray	34.000	93	53Bet Peg	2.5200	3100.0	68	37528	No
137	GOM_NL_2PRFIN20090504_202529_00000472078_00400_37528_2455.N1	04-MAY-2009 20:25:29	Dark	46.500	162	34Alp Aqr	2.9440	5350.0	93	37528	No
138	GOM_NL_2PRFIN20090504_205215_00000492078_00401_37529_2460.N1	04-MAY-2009 20:52:15	Straylight	48.500	40	The Sco	1.8590	7100.0	97	37529	No
139	GOM_NL_2PRFIN20090504_205403_00000532078_00401_37529_2461.N1	04-MAY-2009 20:54:03	Straylight	52.500	25	35Lam Sco	1.6200	28000.	105	37529	No
140	GOM_NL_2PRFIN20090504_205657_00000502078_00401_37529_2462.N1	04-MAY-2009 20:56:57	Straylight	49.500	75	26Eps Sco	2.2910	4250.0	99	37529	No
141	GOM_NL_2PRFIN20090504_210031_00000512078_00401_37529_2463.N1	04-MAY-2009 21:00:31	Twi_and_stray	51.000	16	21Alp Sco	1.0200	3000.0	102	37529	No
142	GOM_NL_2PRFIN20090504_210236_00000472078_00401_37529_2464.N1	04-MAY-2009 21:02:36	Twi_and_stray	47.000	80	7Del Sco	2.3160	30000.	94	37529	No
143	GOM_NL_2PRFIN20090504_210744_00000452078_00401_37529_2465.N1	04-MAY-2009 21:07:44	Bright	45.000	104	27Bet Lib	2.6140	13100.	90	37529	No
144	GOM_NL_2PRFIN20090504_211928_00000412078_00401_37529_2466.N1	04-MAY-2009 21:19:28	Bright	40.500	83		2.3780	11000.	81	37529	No
145	GOM_NL_2PRFIN20090504_212110_00000352078_00401_37529_2467.N1	04-MAY-2009 21:21:10	Twi_and_stray	35.000	67	5Alp CrB	2.2210	11000.	70	37529	No
146	GOM_NL_2PRFIN20090504_212231_00000392078_00401_37529_2468.N1	04-MAY-2009 21:22:31	Bright	38.500	180	27Gam Boo	3.0400	8000.0	77	37529	No
147	GOM_NL_2PRFIN20090504_213155_00000442078_00401_37529_2469.N1	04-MAY-2009 21:31:55	Bright	44.000	119	14Eta Dra	2.7270	4700.0	88	37529	No
148	GOM_NL_2PRFIN20090504_214229_00000372078_00401_37529_2470.N1	04-MAY-2009 21:42:29	Bright	37.000	89	5Alp Cep	2.4510	8000.0	74	37529	No
149	GOM_NL_2PRFIN20090504_215446_00000342078_00401_37529_2471.N1	04-MAY-2009 21:54:46	Twi_and_stray	34.000	93	53Bet Peg	2.5200	3100.0	68	37529	No
150	GOM_NL_2PRFIN20090504_220606_00000472078_00401_37529_2472.N1	04-MAY-2009 22:06:06	Dark	46.500	162	34Alp Aqr	2.9440	5350.0	93	37529	No
151	GOM_NL_2PRFIN20090504_223251_00000492078_00402_37530_2477.N1	04-MAY-2009 22:32:51	Straylight	48.500	40	The Sco	1.8590	7100.0	97	37530	No
152	GOM_NL_2PRFIN20090504_223439_00000542078_00402_37530_2478.N1	04-MAY-2009 22:34:39	Straylight	53.500	25	35Lam Sco	1.6200	28000.	107	37530	No
153	GOM_NL_2PRFIN20090504_223733_00000492078_00402_37530_2479.N1	04-MAY-2009 22:37:33	Straylight	49.000	75	26Eps Sco	2.2910	4250.0	98	37530	No
154	GOM_NL_2PRFIN20090504_224107_00000522078_00402_37530_2480.N1	04-MAY-2009 22:41:07	Twi_and_stray	51.500	16	21Alp Sco	1.0200	3000.0	103	37530	No
155	GOM_NL_2PRFIN20090504_224311_00000482078_00402_37530_2481.N1	04-MAY-2009 22:43:11	Twi_and_stray	47.500	80	7Del Sco	2.3160	30000.	95	37530	No
156	GOM_NL_2PRFIN20090504_224820_00000452078_00402_37530_2482.N1	04-MAY-2009 22:48:20	Bright	45.000	104	27Bet Lib	2.6140	13100.	90	37530	No
157	GOM_NL_2PRFIN20090504_230003_00000412078_00402_37530_2483.N1	04-MAY-2009 23:00:03	Bright	41.000	83		2.3780	11000.	82	37530	No
158	GOM_NL_2PRFIN20090504_230145_00000422078_00402_37530_2484.N1	04-MAY-2009 23:01:45	Bright	42.000	67	5Alp CrB	2.2210	11000.	84	37530	No
159	GOM_NL_2PRFIN20090504_230307_00000402078_00402_37530_2485.N1	04-MAY-2009 23:03:07	Bright	40.000	180	27Gam Boo	3.0400	8000.0	80	37530	No
160	GOM_NL_2PRFIN20090504_231230_00000432078_00402_37530_2486.N1	04-MAY-2009 23:12:30	Bright	43.000	119	14Eta Dra	2.7270	4700.0	86	37530	No

161	GOM_NL__2PRFIN20090504_232305_000000372078_00402_37530_2487.N1	04-MAY-2009 23:23:05	Bright	37.000	89	5Alp Cep	2.4510	8000.0	74	37530	No
162	GOM_NL__2PRFIN20090504_233522_000000342078_00402_37530_2488.N1	04-MAY-2009 23:35:22	Twilight_stray	34.000	93	53Bet Peg	2.5200	3100.0	68	37530	No
163	GOM_NL__2PRFIN20090504_234643_000000462078_00402_37530_2489.N1	04-MAY-2009 23:46:43	Dark	46.000	162	34Alp Aqr	2.9440	5350.0	92	37530	No

3. Quality information per product

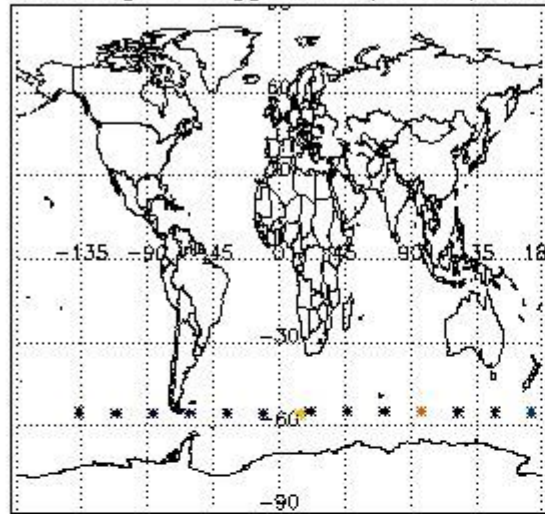
In this section it is plotted some information contained in the Quality Summary data set of the level 2 products. Only products in dark limb conditions and without errors (error flag in the MPH set to "0") are used.

3.1 Plot quality information per product (time dependant)

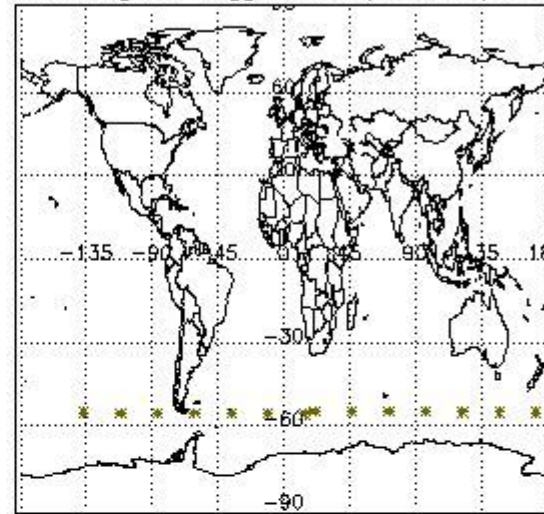


3.2 Plot quality information per product (world map)


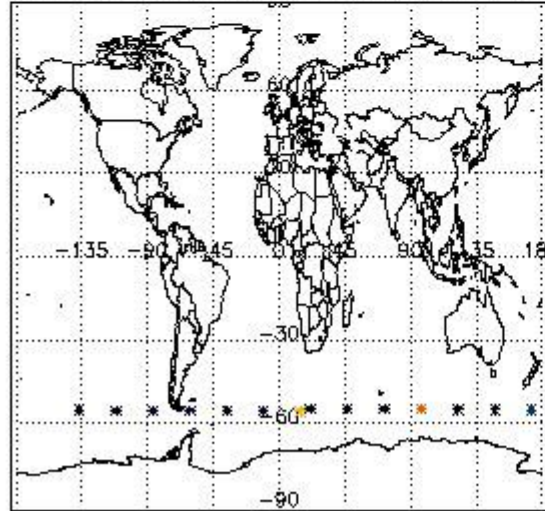
Percentage of flagged data per O3 profile



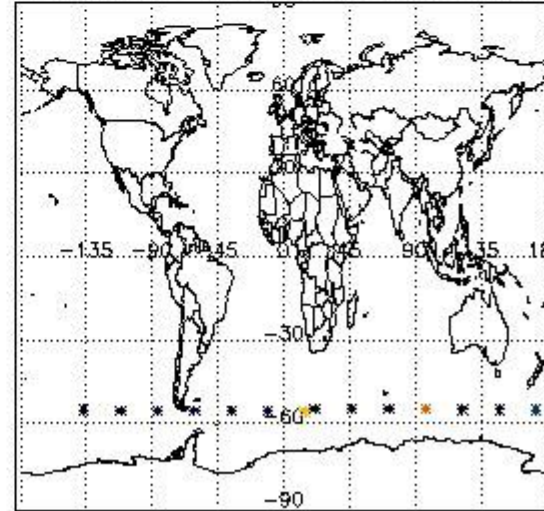
Percentage of flagged data per H2O profile



Percentage of flagged data per NO2 profile



Percentage of flagged data per NO3 profile

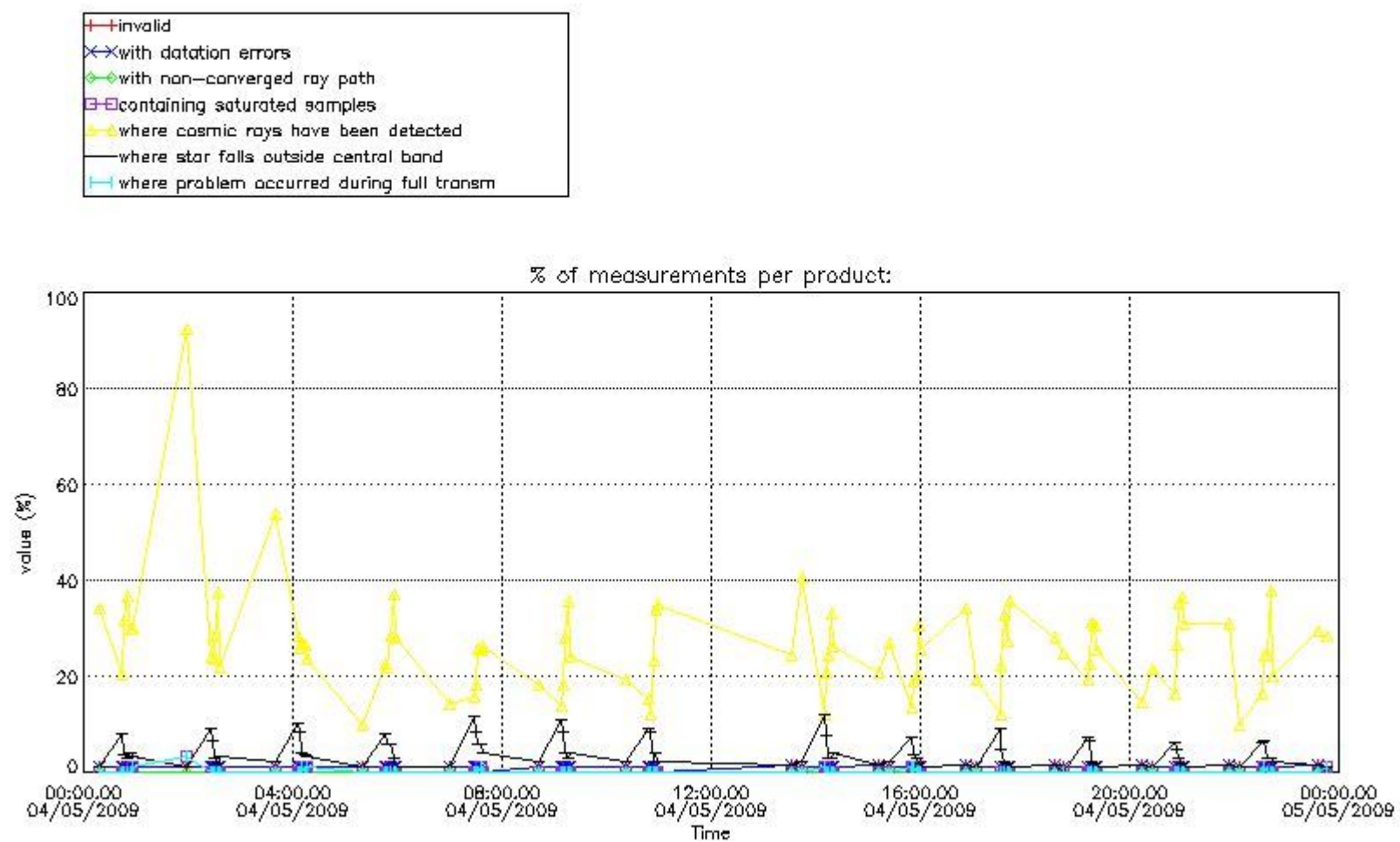


4. Level 1 quality information per product

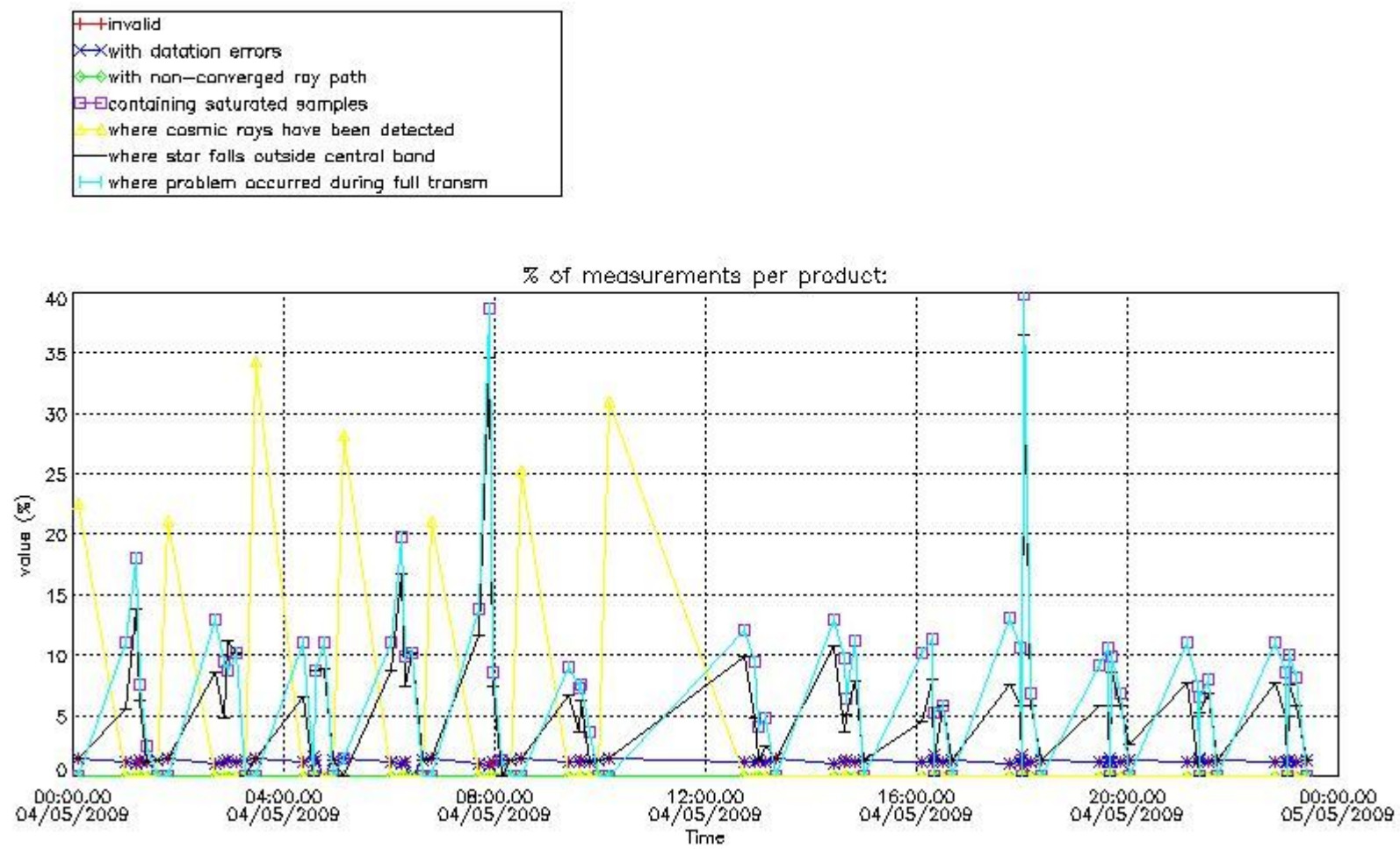
In this section it is plotted some information contained in the Quality Summary data set of the level 2 products that comes from the level 1b processing. Products without errors (error flag in the MPH set to "0") are used.

4.1 Plot quality information per product (time dependant) coming from level 1b processing

4.1.1 Plot level 1 quality information per product (time dependant): ENVISAT ASCENDING passes

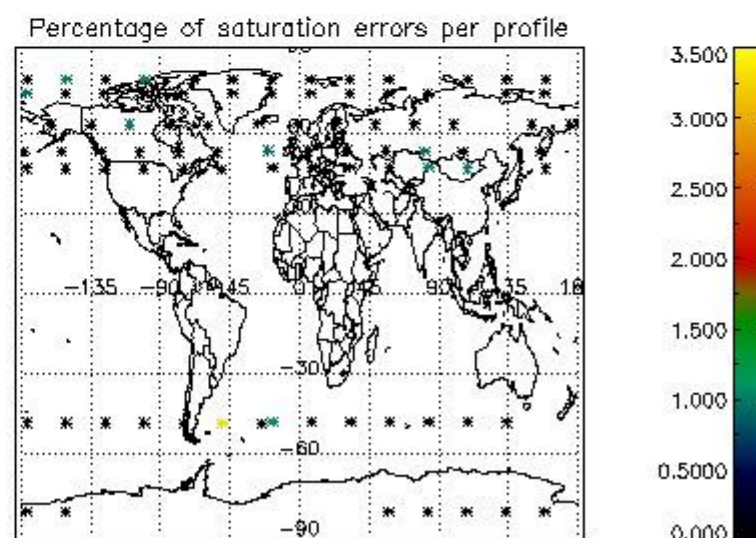
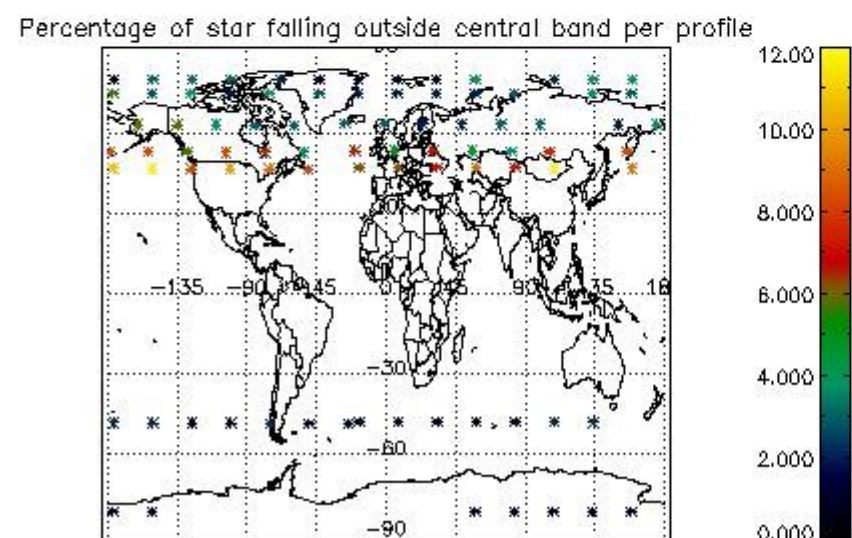
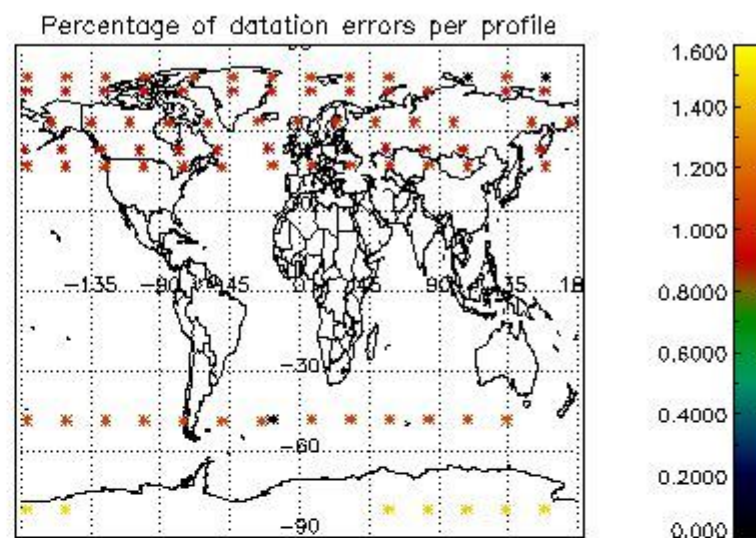
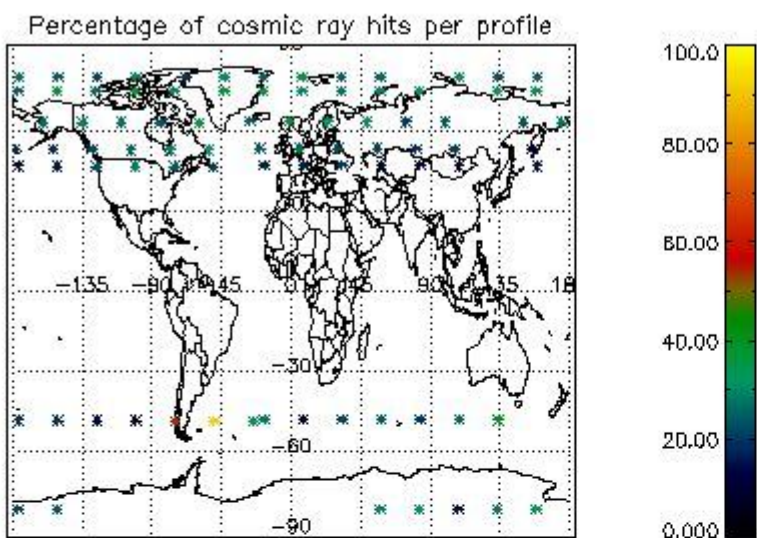


4.1.2 Plot level 1 quality information per product (time dependant): ENVI SAT DESCENDING passes

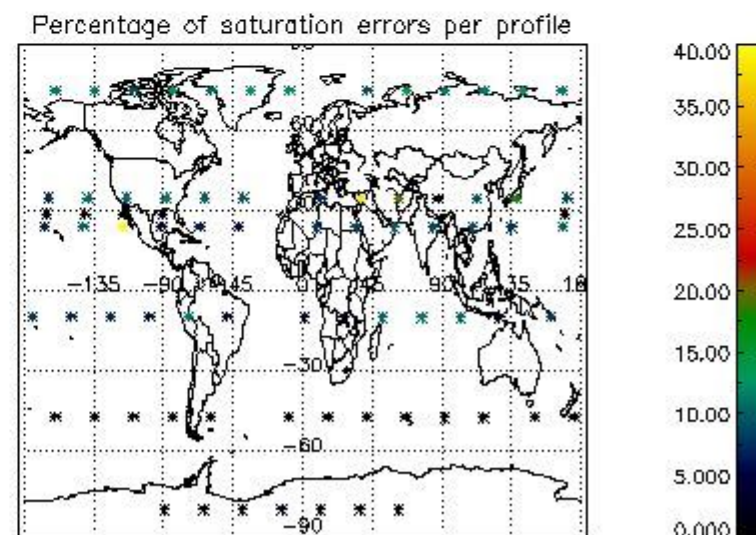
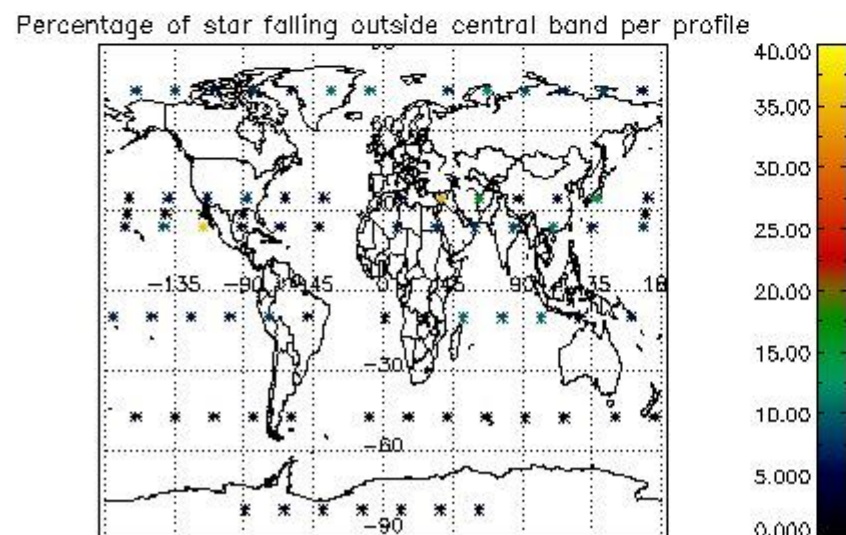
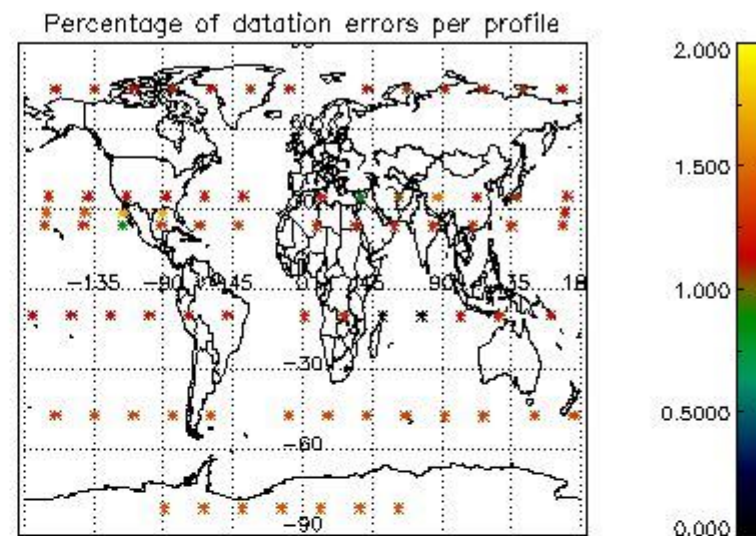
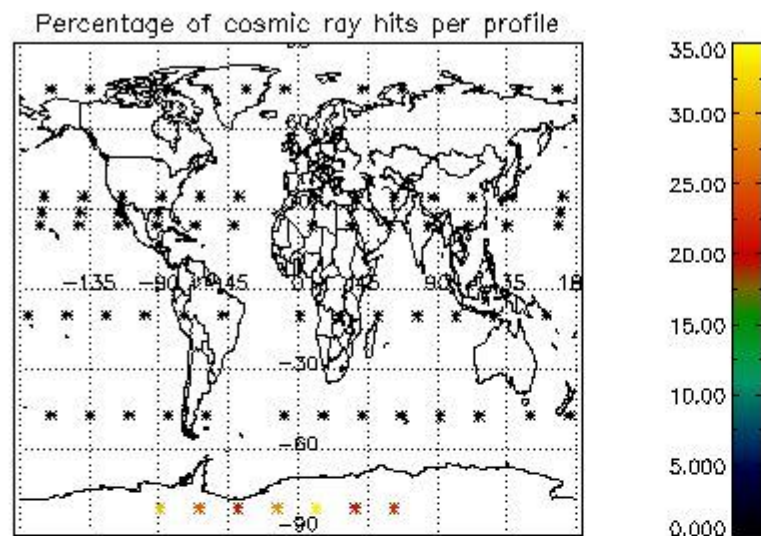


4.2 Plot quality information per product coming from level 1b processing (world map)

4.2.1 Plot level 1 quality information per product (world map): ENVISAT ASCENDING passes



4.2.2 Plot level 1 quality information per product (world map): ENVISAT DESCENDING passes



5. Trace gas profiles

5.1 Ozone statistics based on quality of products

The final quality of the products can be "measured" using the STD (Standard Deviation) attached to every point profile. This information is written to the parameter GOM_NL__2P/NL_LOCAL_SPECIES_DENSITY/o3_std of the level 2 products. The table below shows the statistics for given STD ranges.

The statistics are given with respect to the overall valid production:

- Products without fatal errors: GOM_NL__2P/MPH/PRODUCT_ERR=0
- Valid point profile: GOM_NL__2P/NL_LOCAL_SPECIES_DENSITY/pcd(0)=0

The 'Criteria' is applied to valid points of dark limb products:

- Products in dark limb illumination condition: GOM_NL__2P/NL_SUMMARY_QUALITY/obs_ill_cond=0
- Products without fatal errors: GOM_NL__2P/MPH/PRODUCT_ERR=0
- Valid point profile: GOM_NL__2P/NL_LOCAL_SPECIES_DENSITY/pcd(0)=0

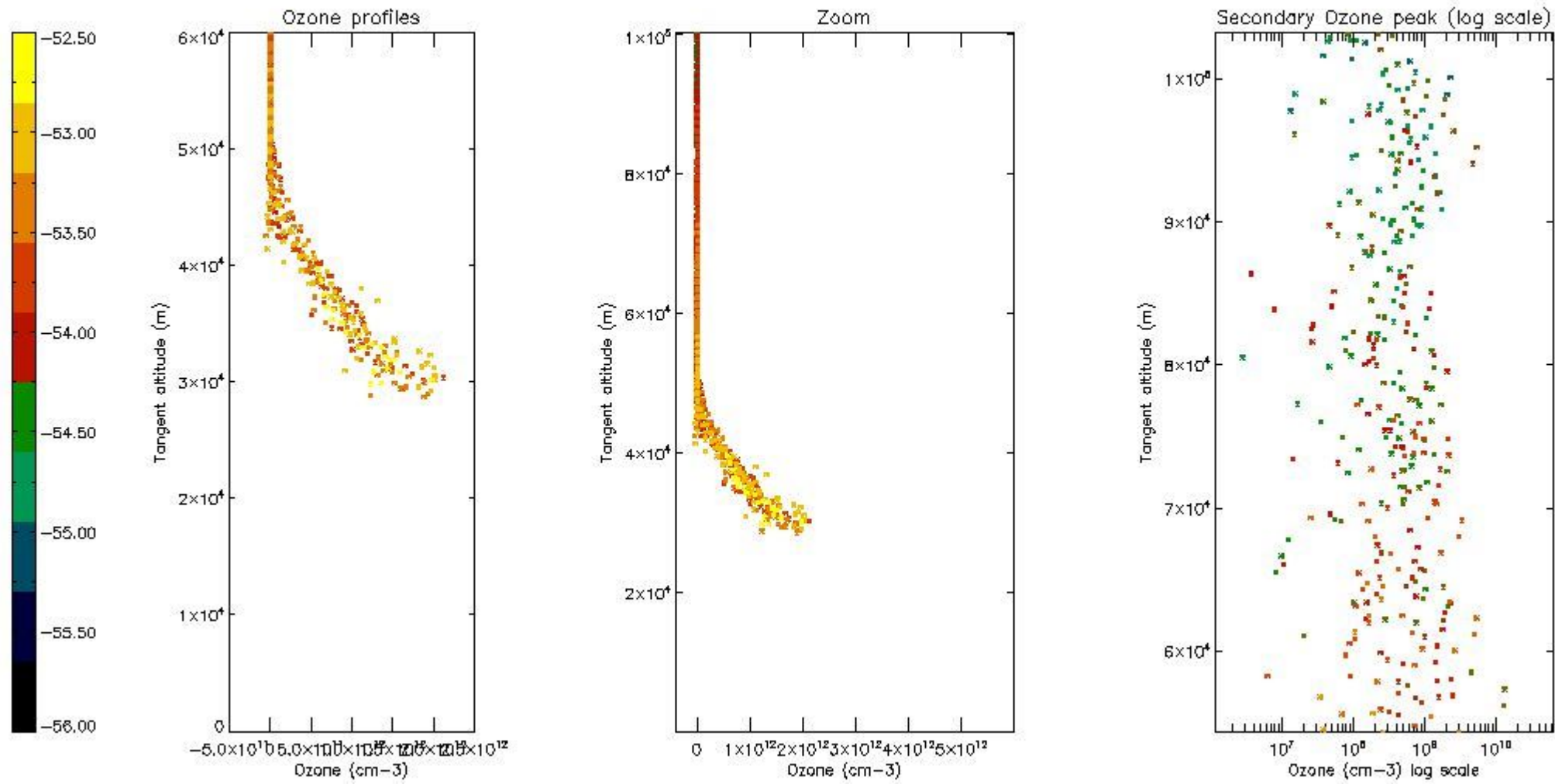
So, the table below shows the percentage of dark limb and valid observations for each criteria with respect to the overall valid daily observations.

Criteria	% of total production
All STD	9.0000
STD < 20	1.0000

STD < 10	0.0000
STD < 5	NaN

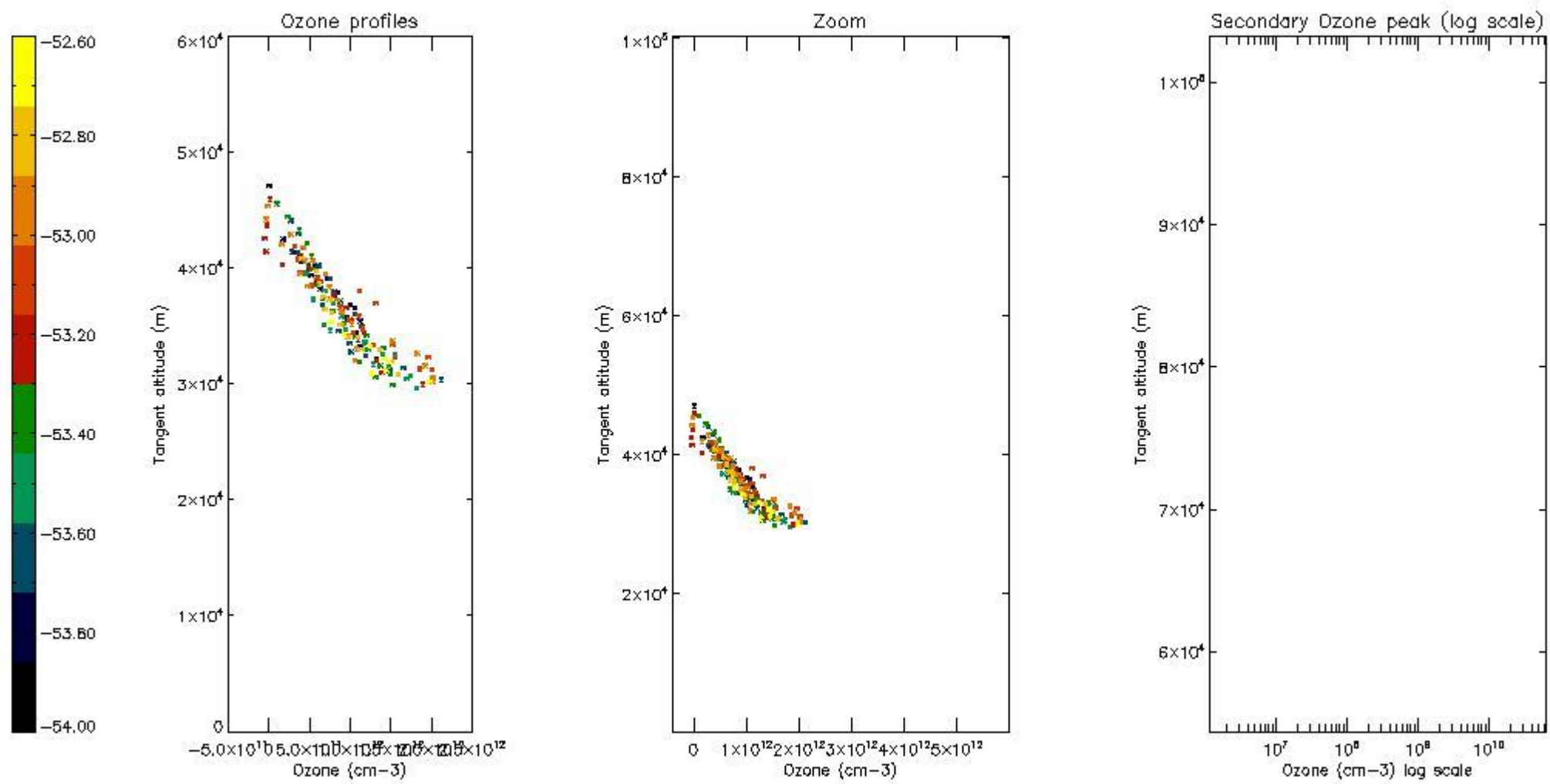
5.2 Plot ozone profiles for all STD (dark without errors)

The colorbar represents the latitude.



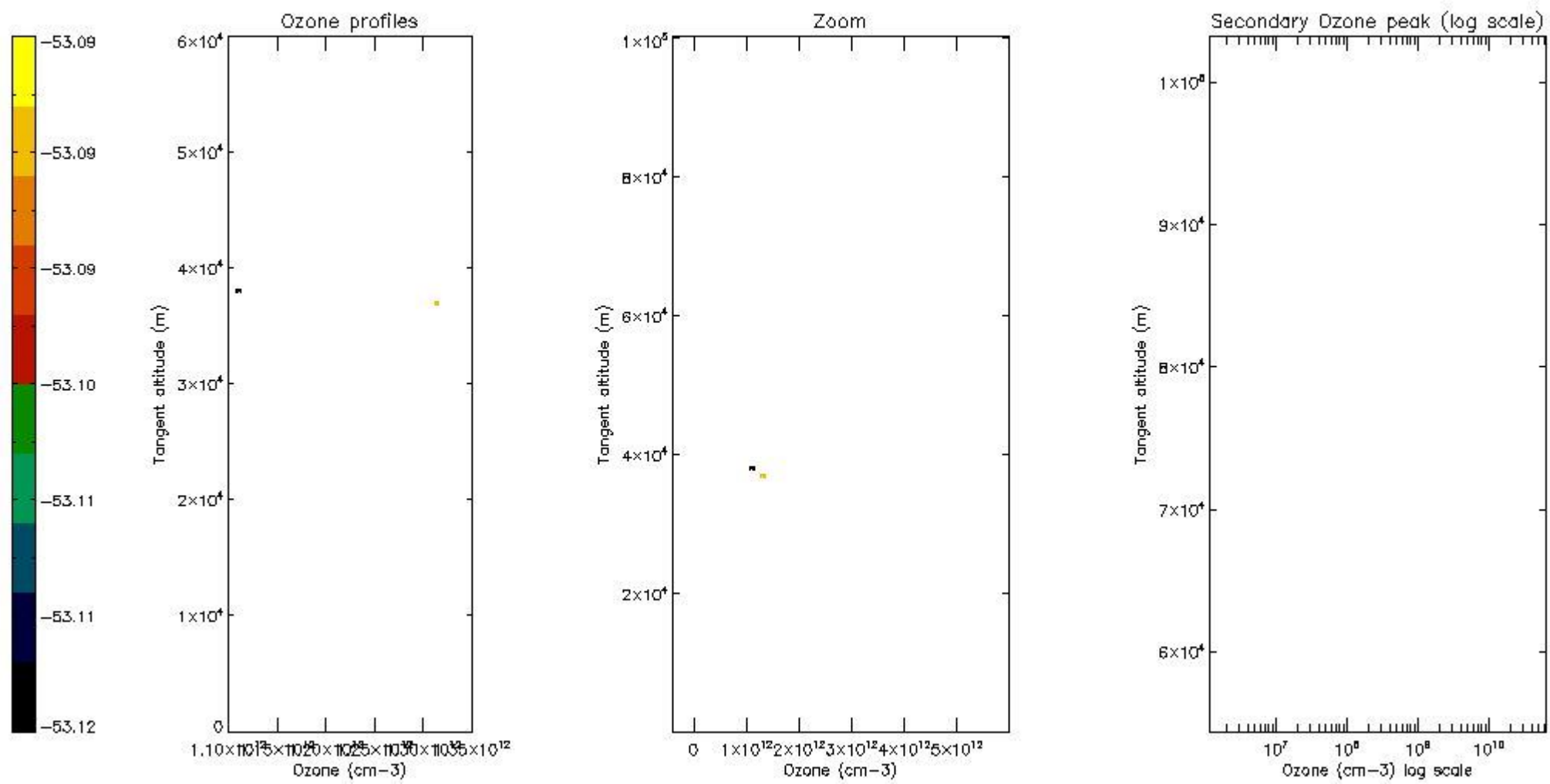
5.3 Plot ozone profiles where STD < 20% (dark without errors)

The colorbar represents the latitude.



5.4 Plot ozone profiles where STD < 10% (dark without errors)

The colorbar represents the latitude.

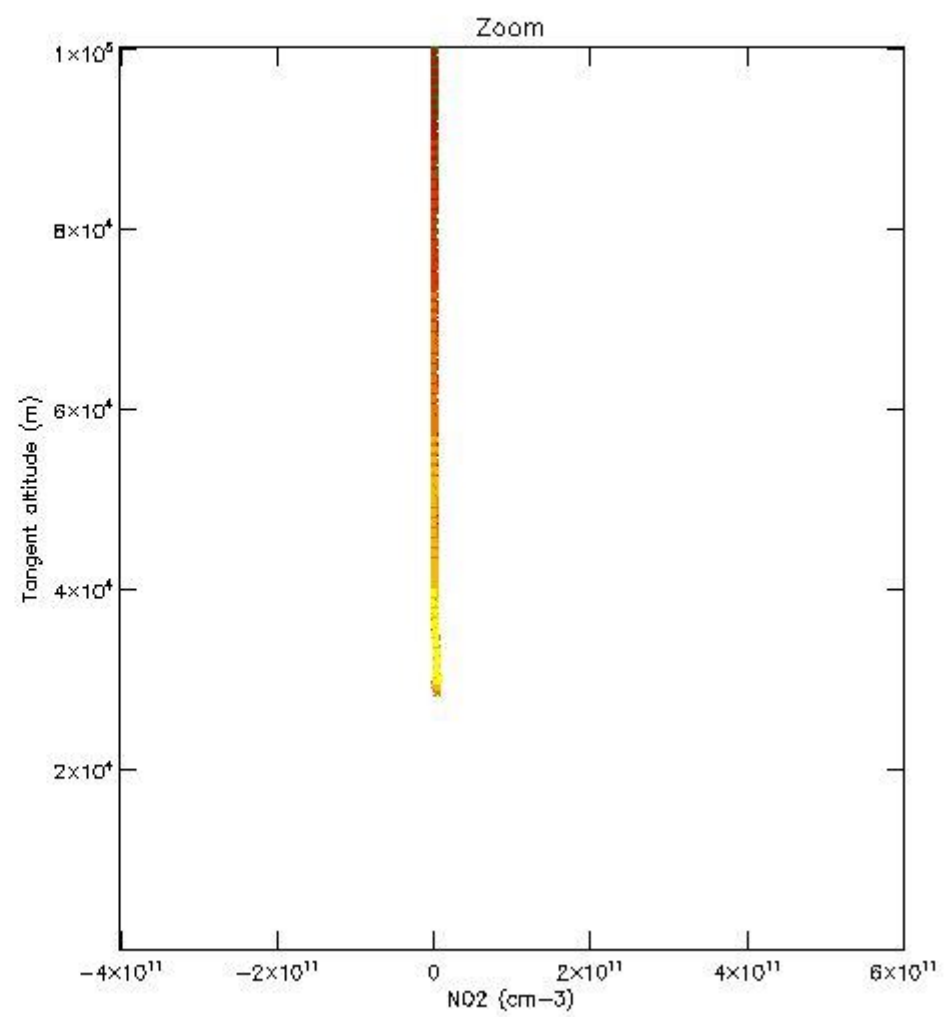
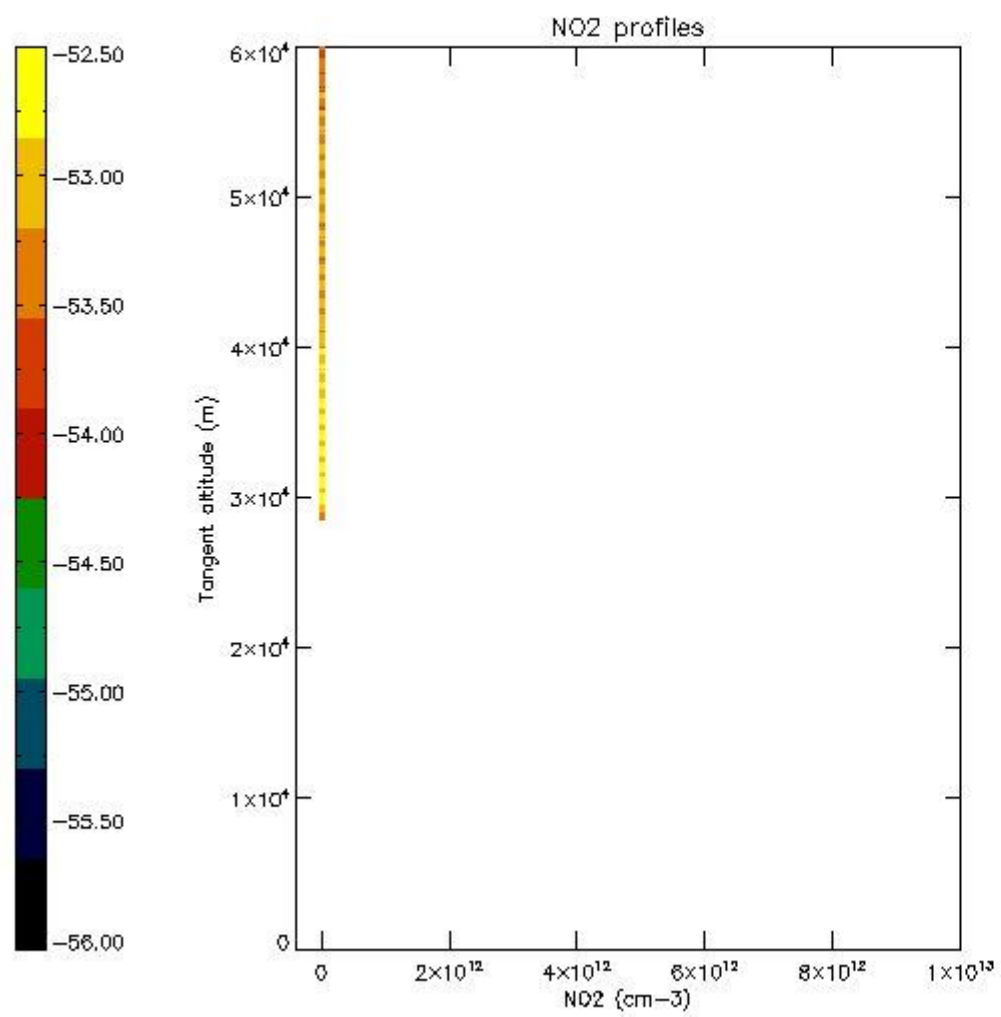


5.5 Plot ozone profiles where STD < 5% (dark without errors)

The colorbar represents the latitude.

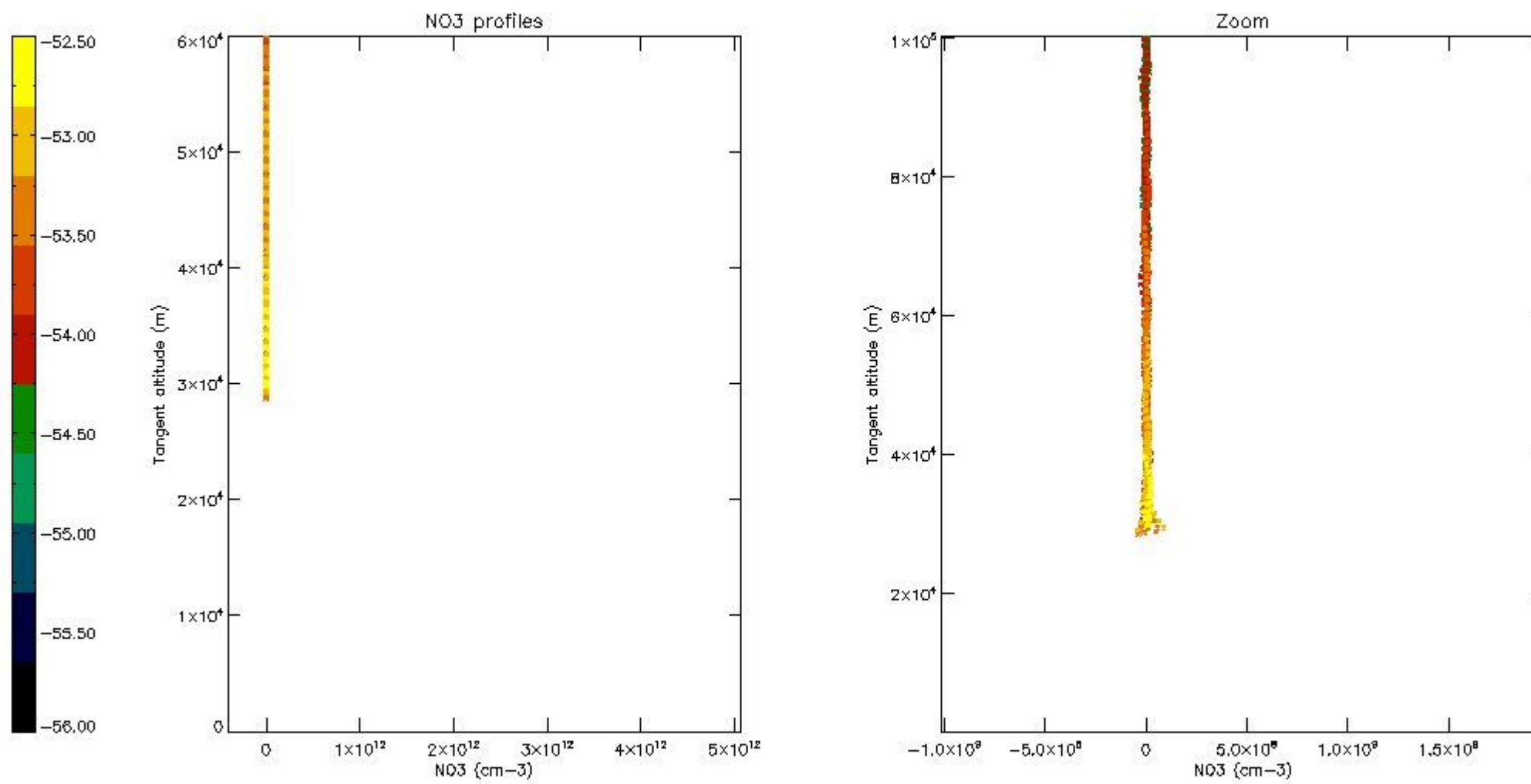
5.6 Plot NO2 profiles for all STD (dark without errors)

The colorbar represents the latitude.



5.7 Plot NO3 profiles for all STD (dark without errors)

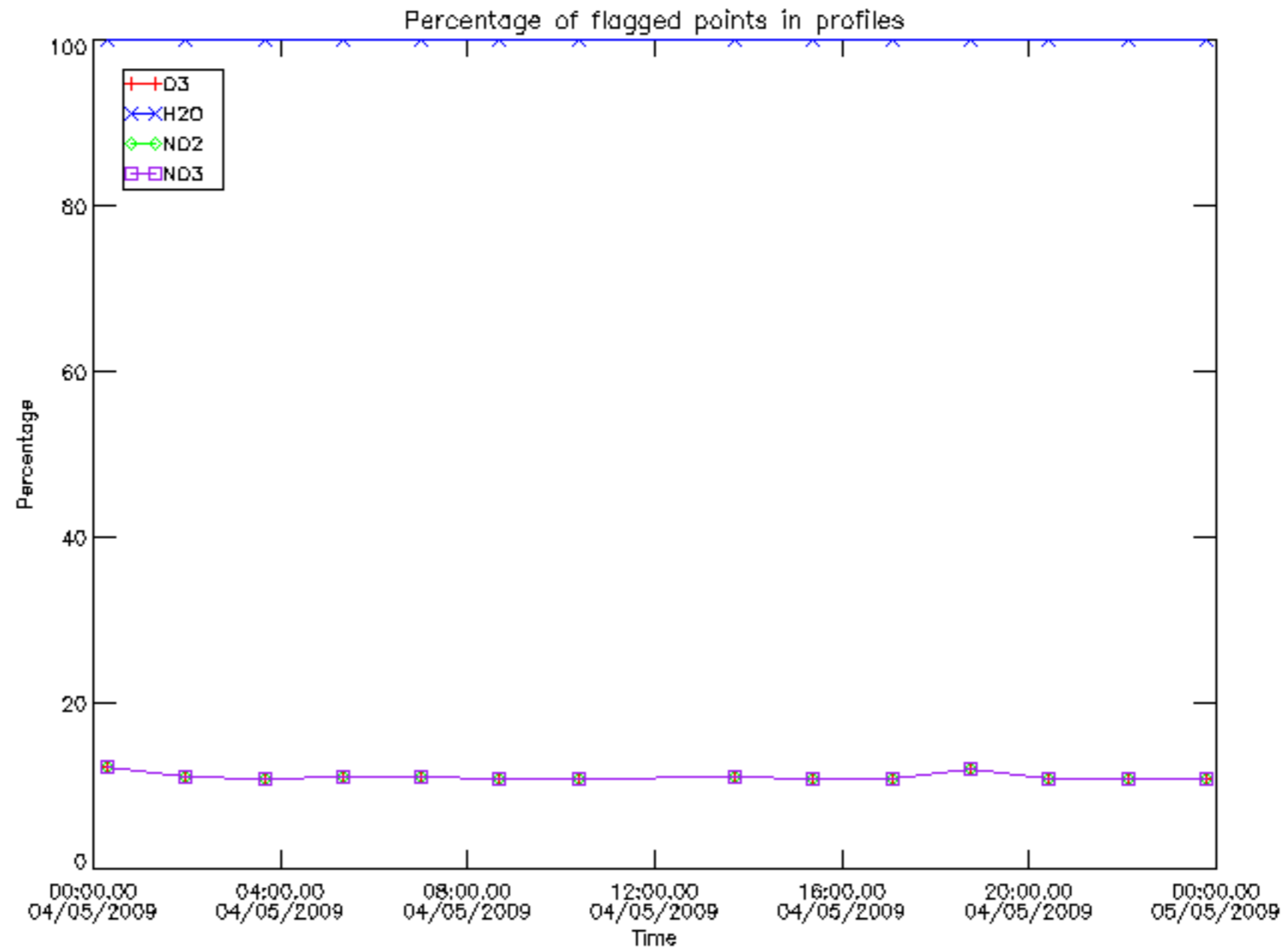
The colorbar represents the latitude.



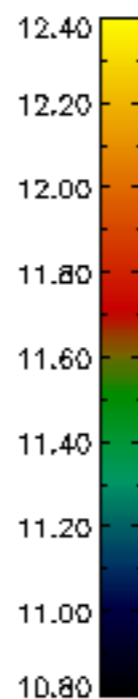
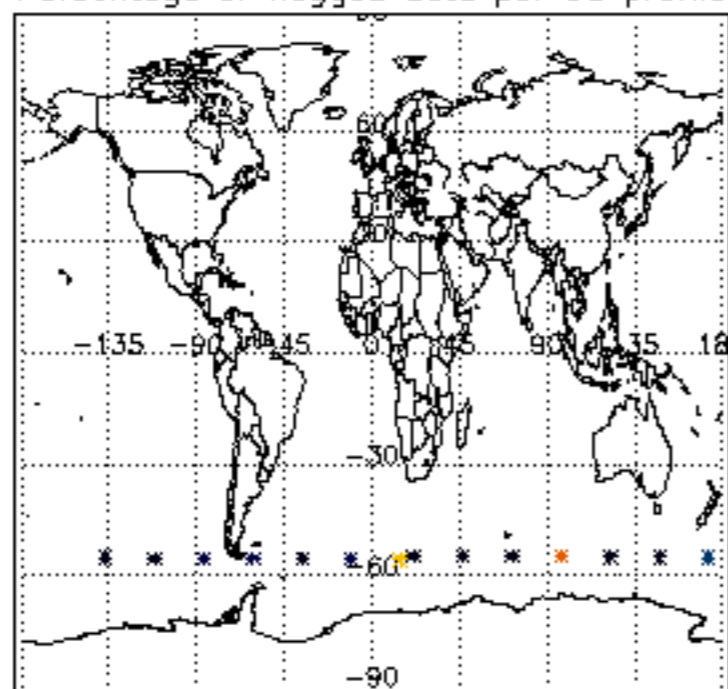
6. Auxiliary Data Files used for the production reported in section 2

The number reported in the third column indicates since which file (see list in section 2) the corresponding auxiliary file has been used. The fourth column is the date of those product files.

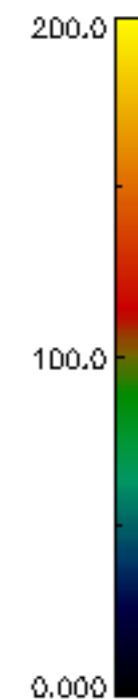
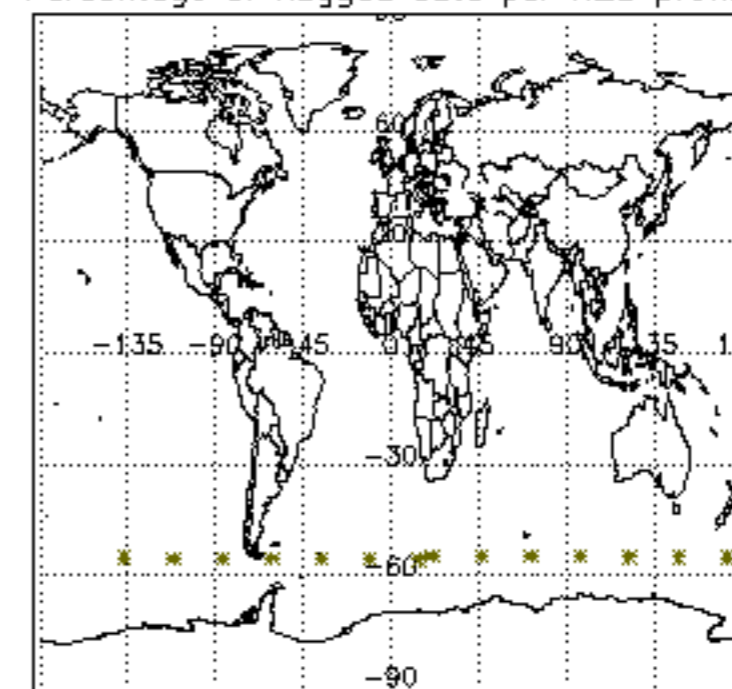
Type	Auxiliary Filename	Used since product	Used since product date
INST_PHYS_CHARACTERISTICS	GOM_INS_AXVIEC20091111_143220_20030716_120000_20500101_000000	1	04-MAY-2009 00:06:27
LEVEL-2_PROC_CONFIG	GOM_PR2_AXVIEC20091111_152718_20020301_000000_20500101_000000	1	04-MAY-2009 00:06:27
CROSS_SECTIONS_FILE	GOM_CRS_AXVIEC20091111_154832_20020301_000000_20500101_000000	1	04-MAY-2009 00:06:27



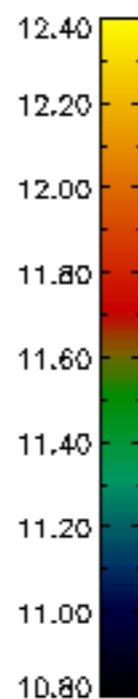
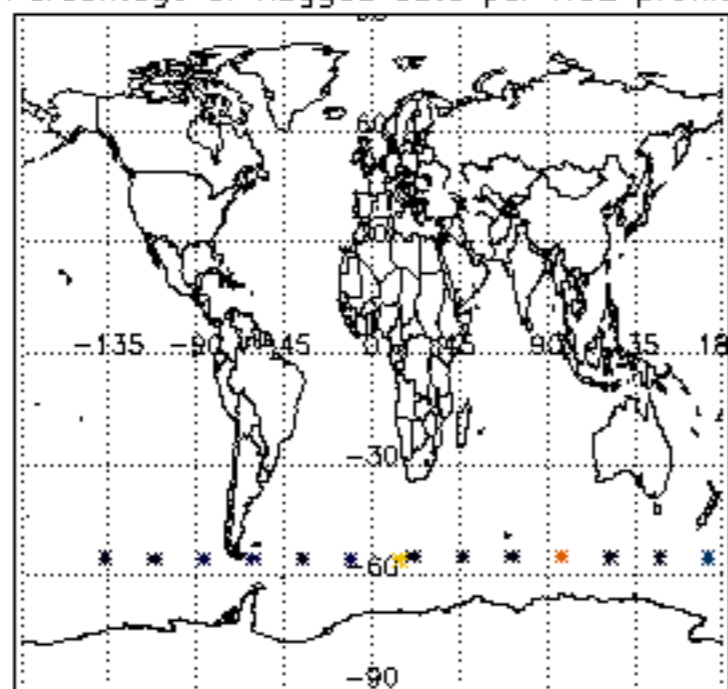
Percentage of flagged data per D3 profile



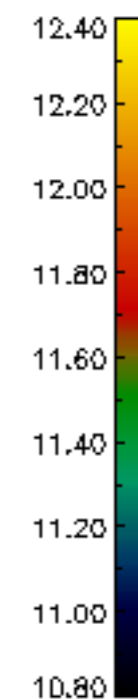
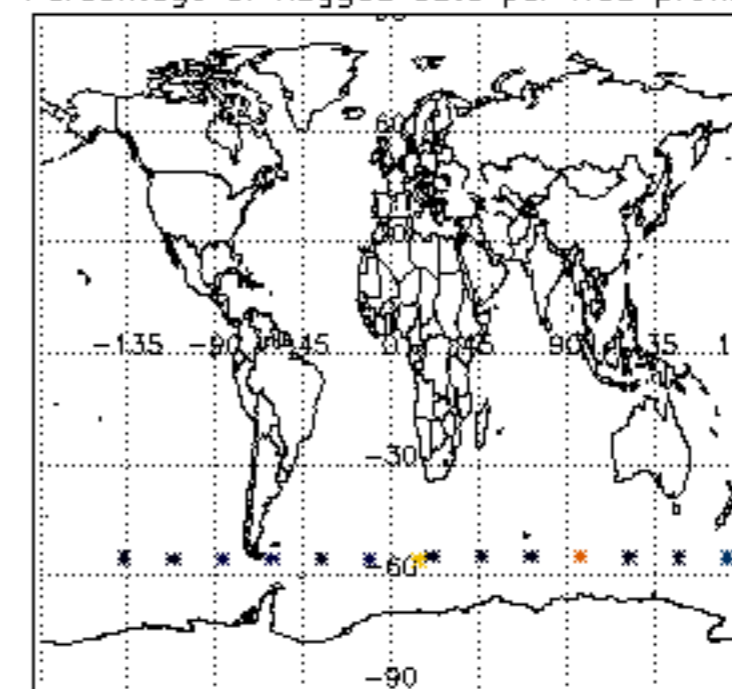
Percentage of flagged data per H2O profile

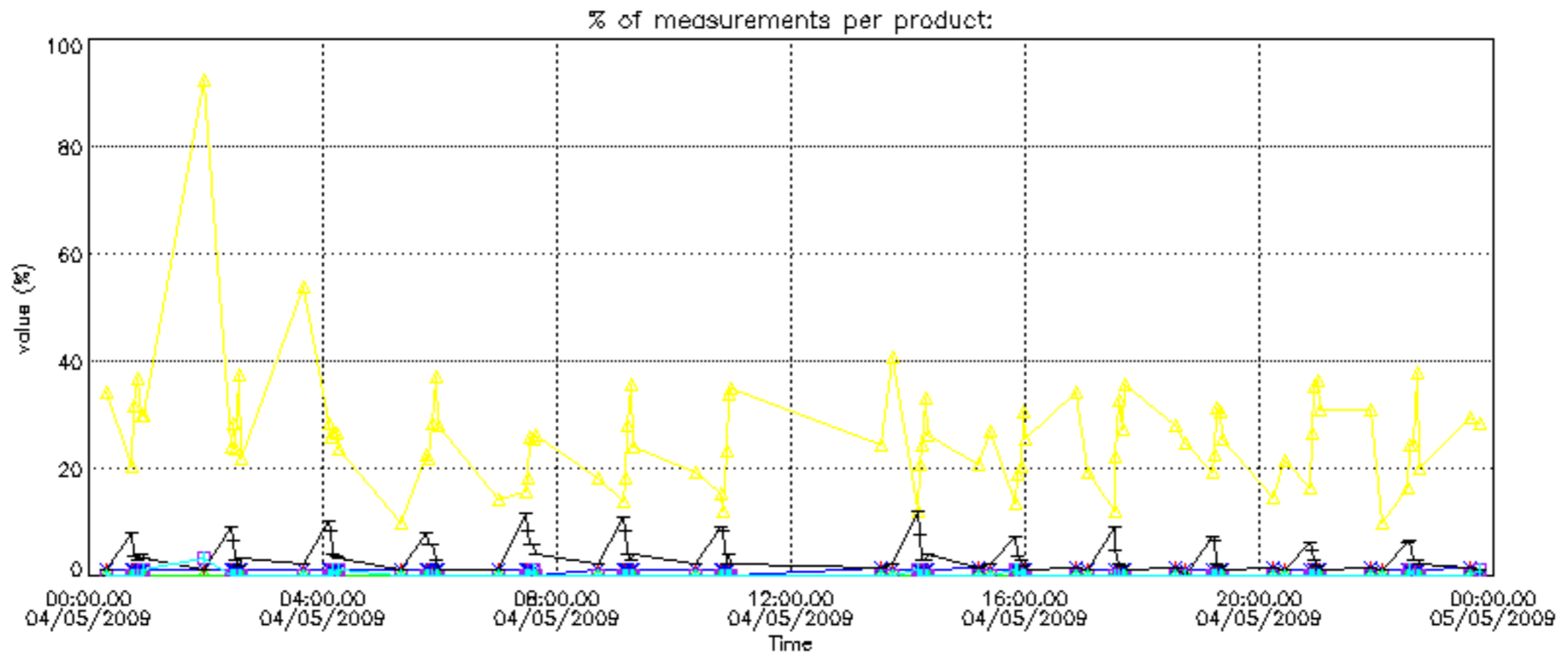


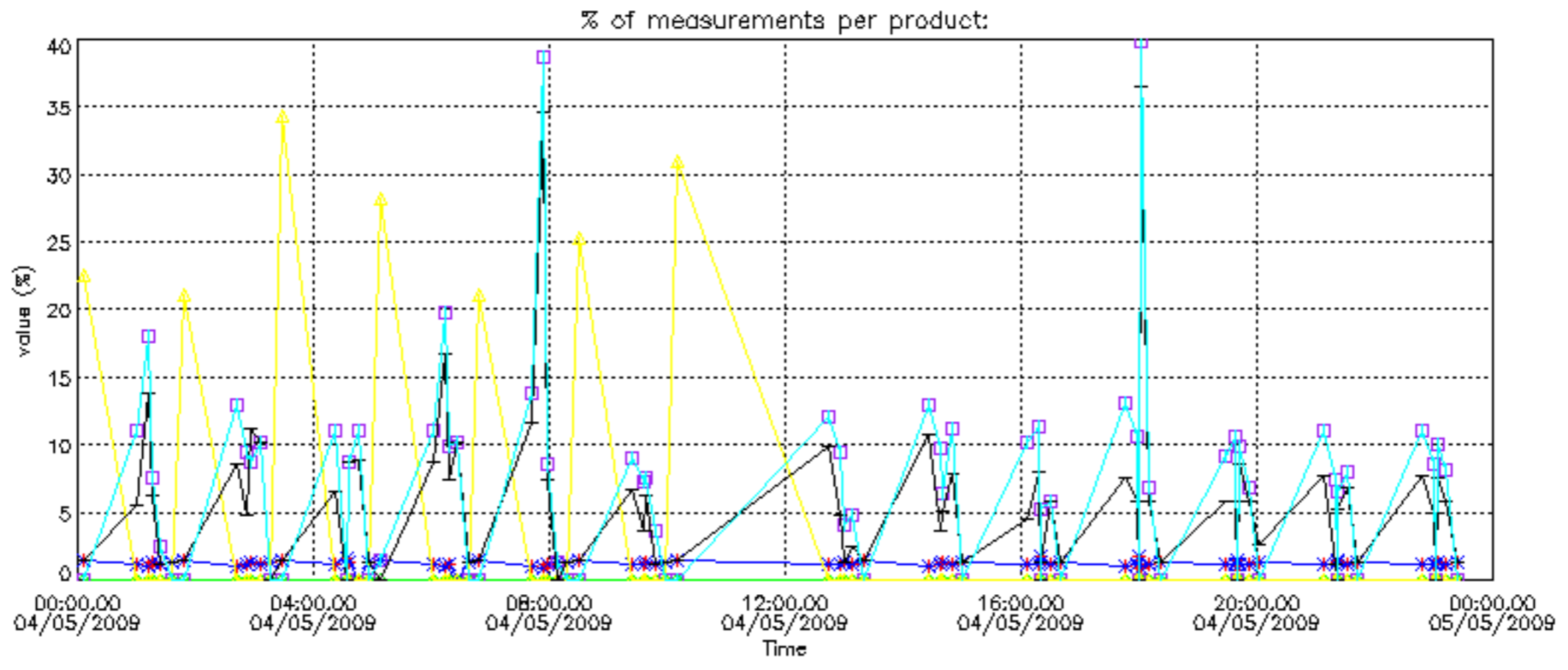
Percentage of flagged data per NO2 profile



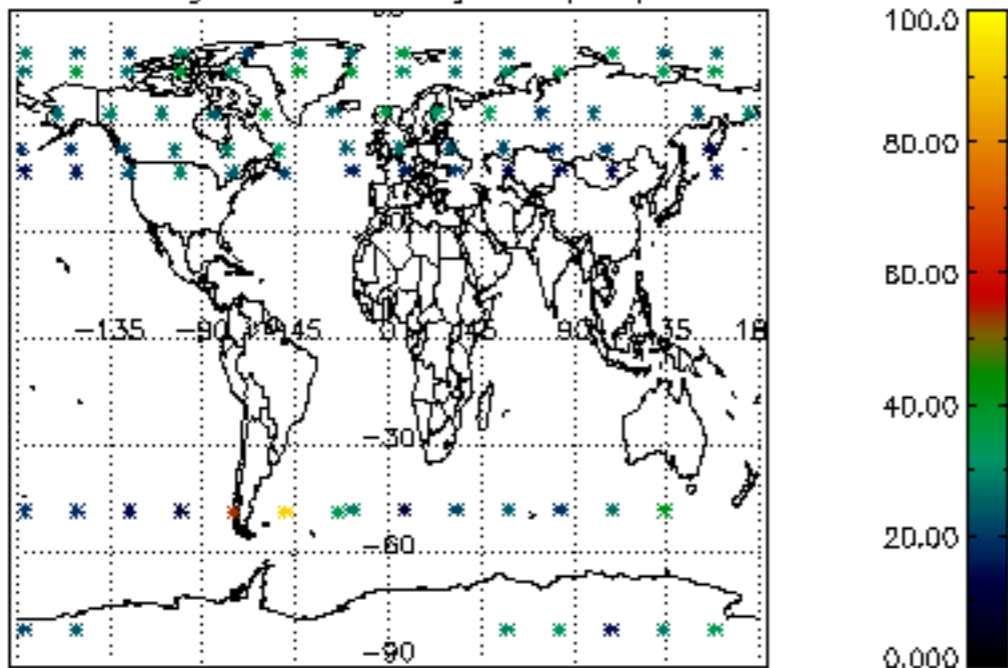
Percentage of flagged data per NO3 profile



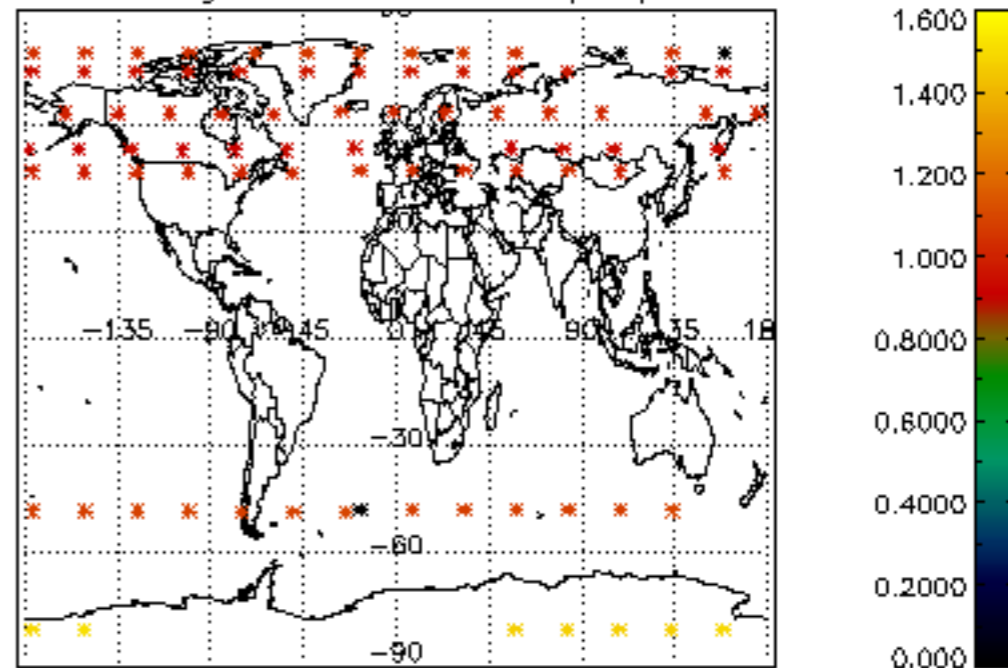




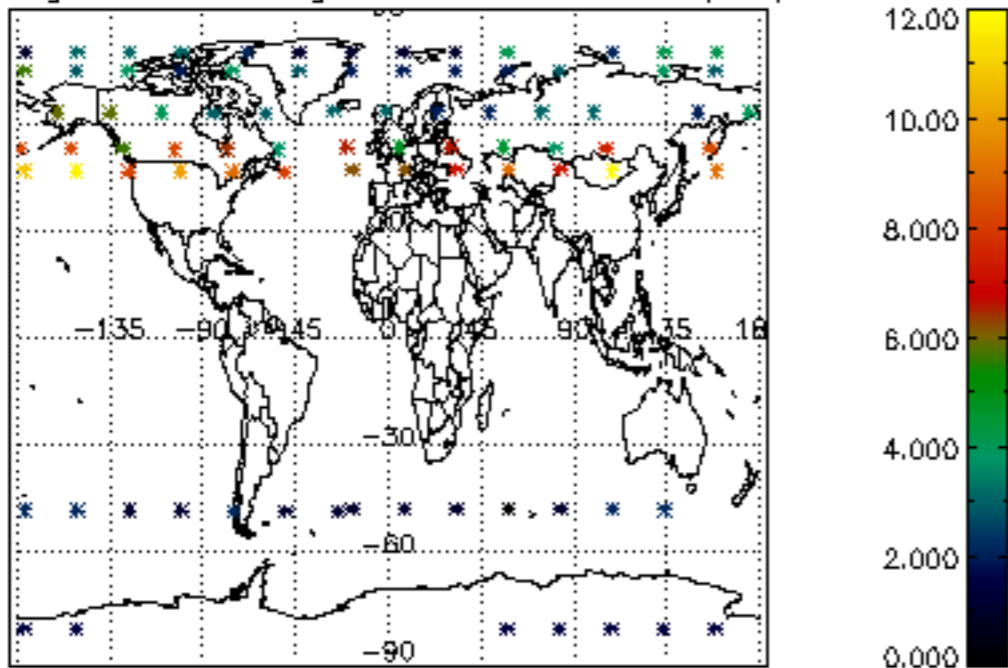
Percentage of cosmic ray hits per profile



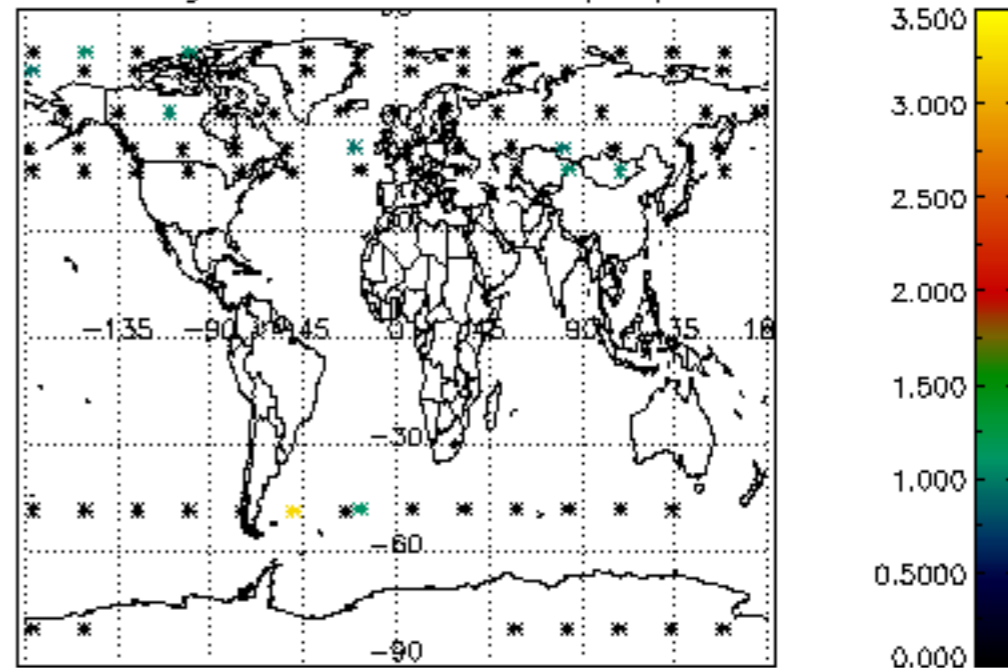
Percentage of datation errors per profile



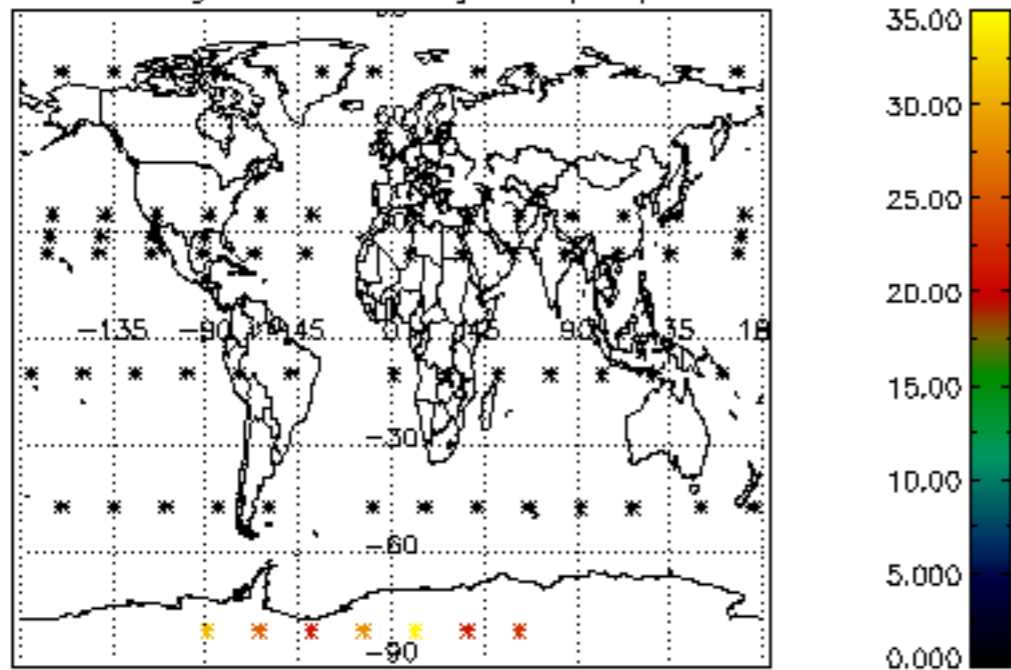
Percentage of star falling outside central band per profile



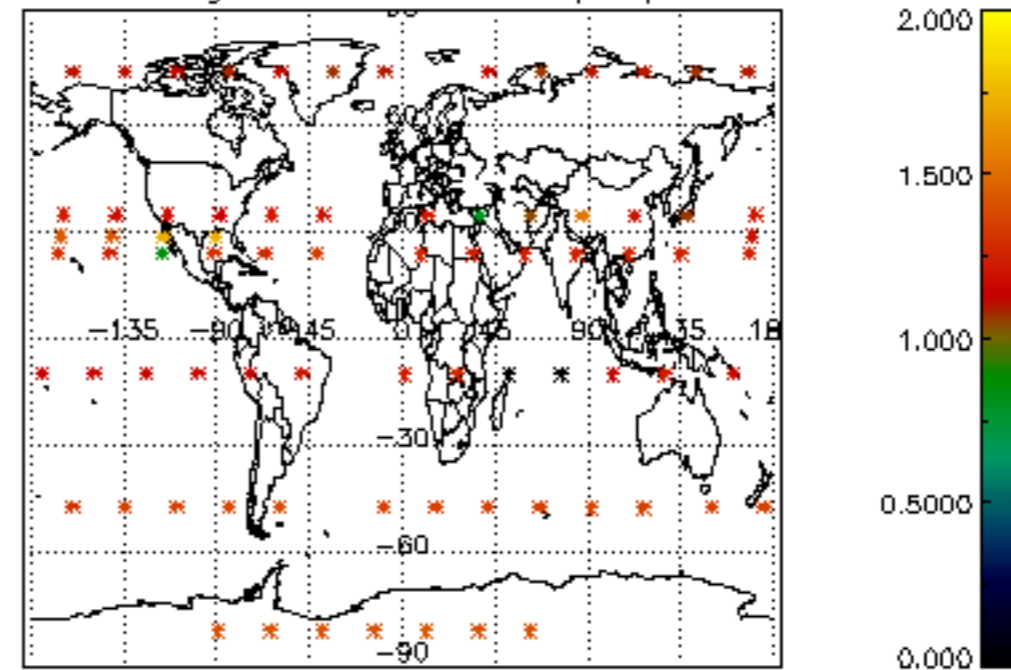
Percentage of saturation errors per profile



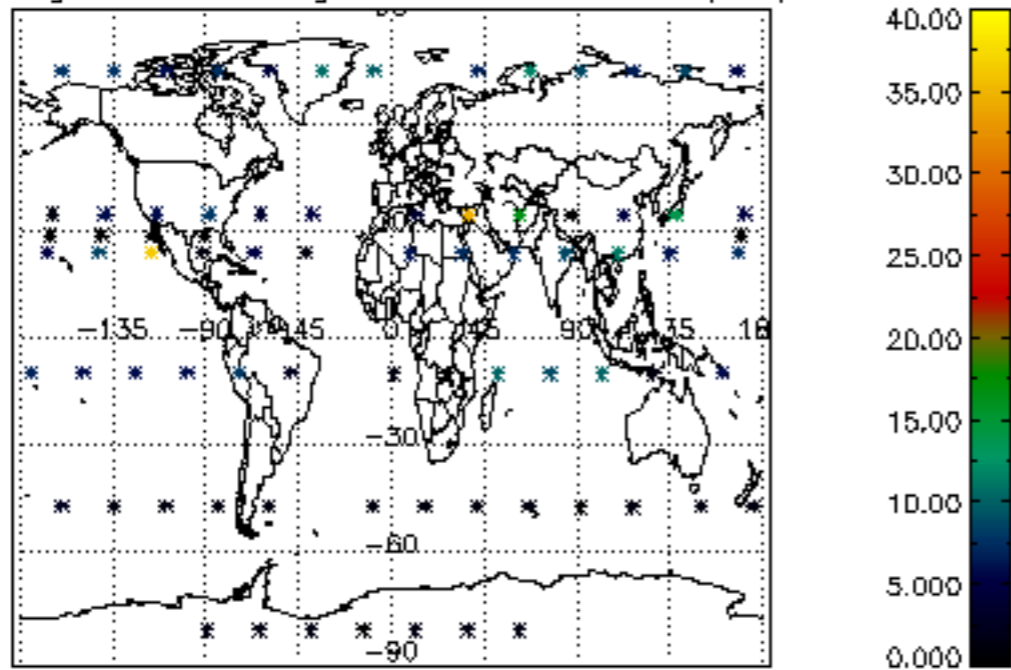
Percentage of cosmic ray hits per profile



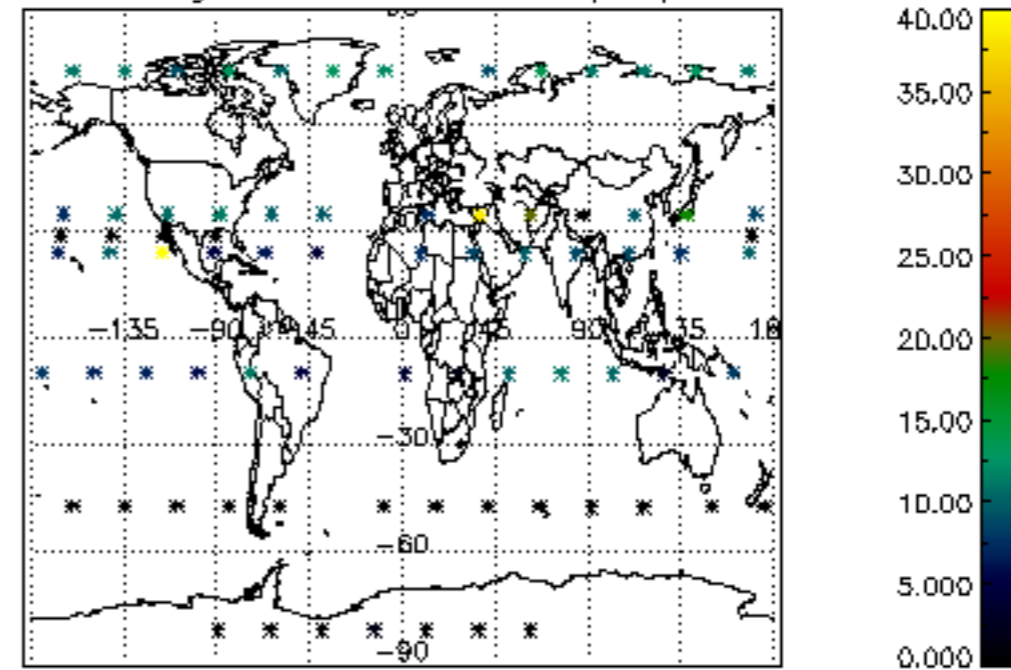
Percentage of datation errors per profile

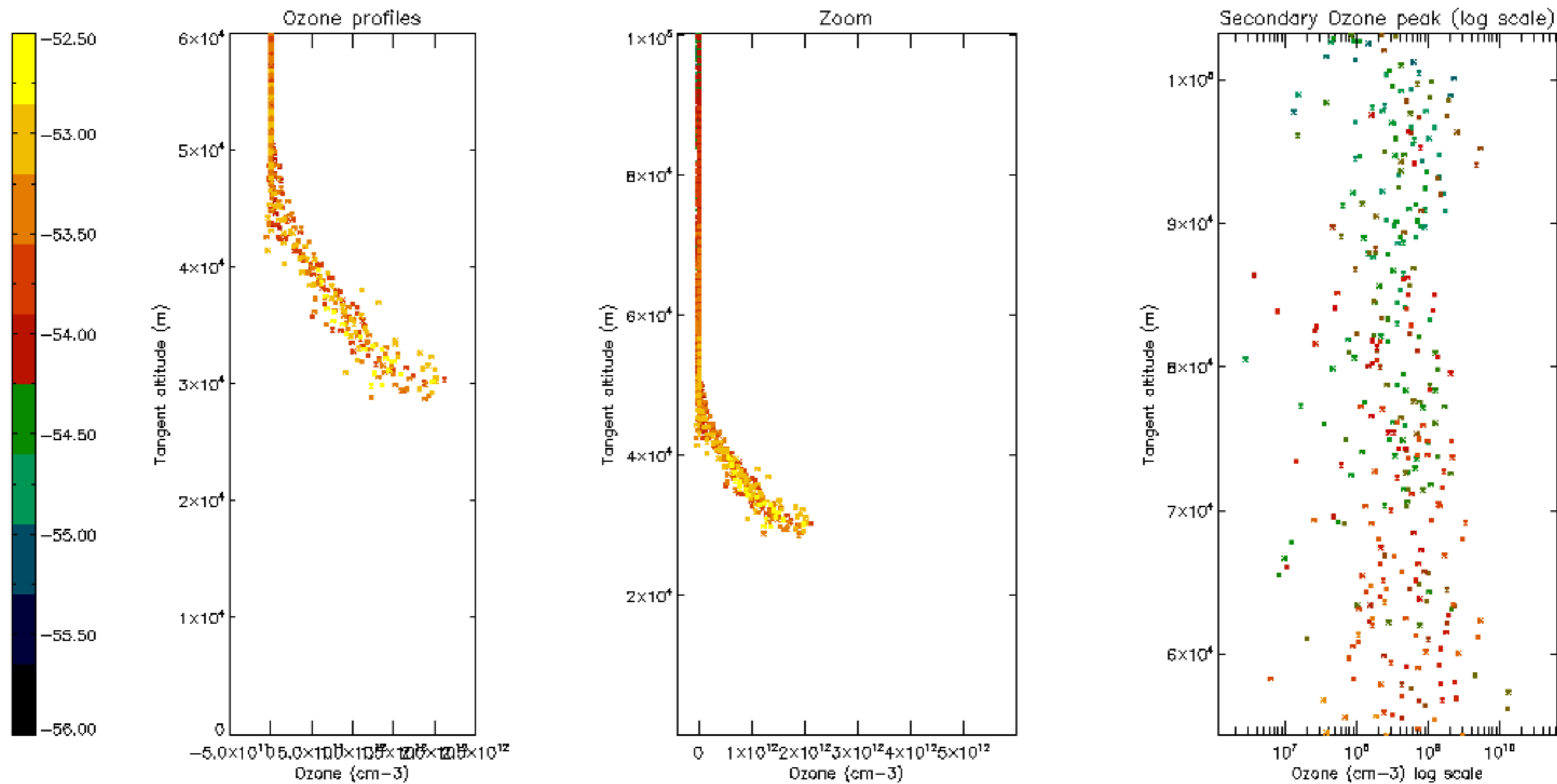


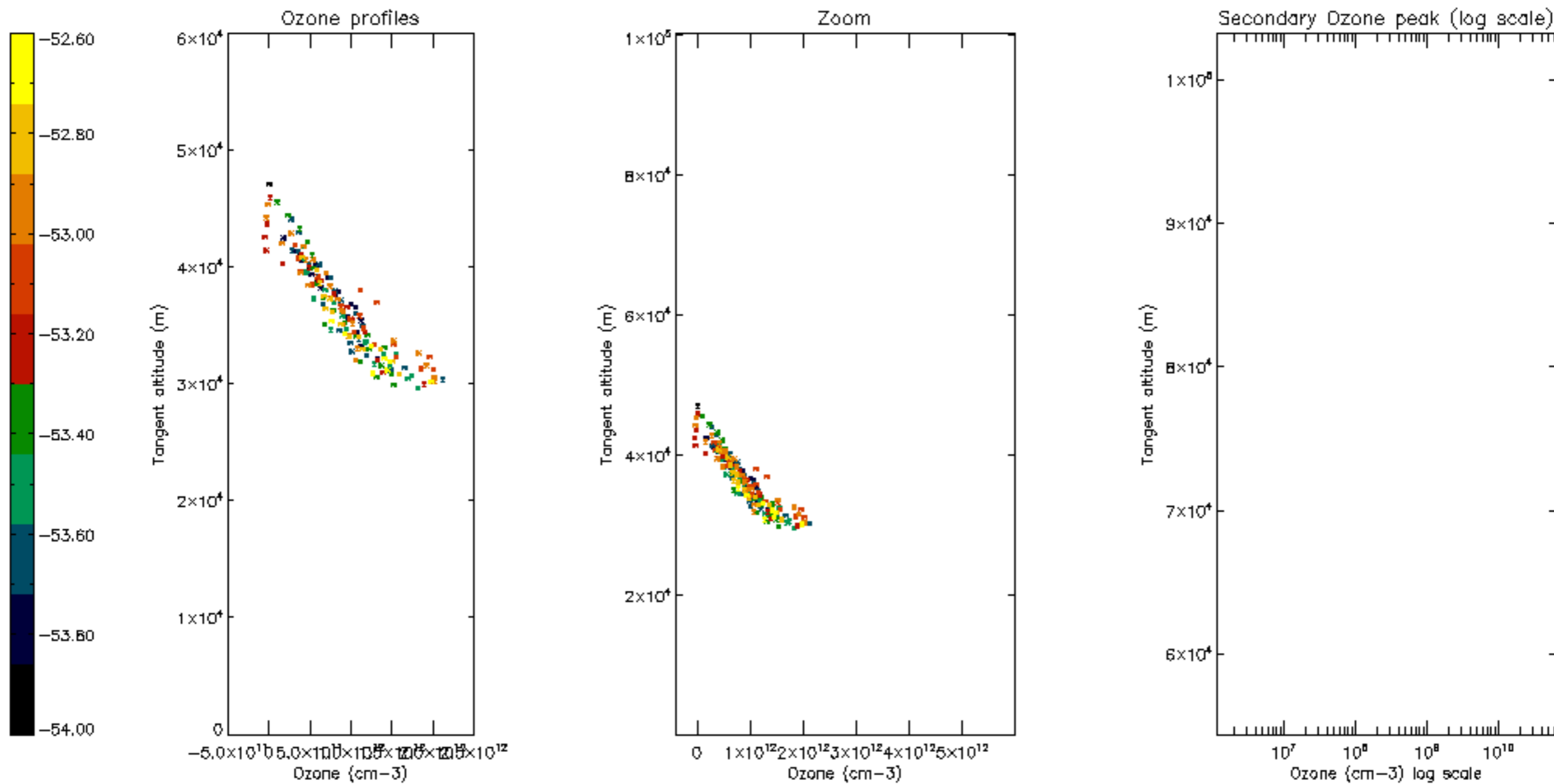
Percentage of star falling outside central band per profile

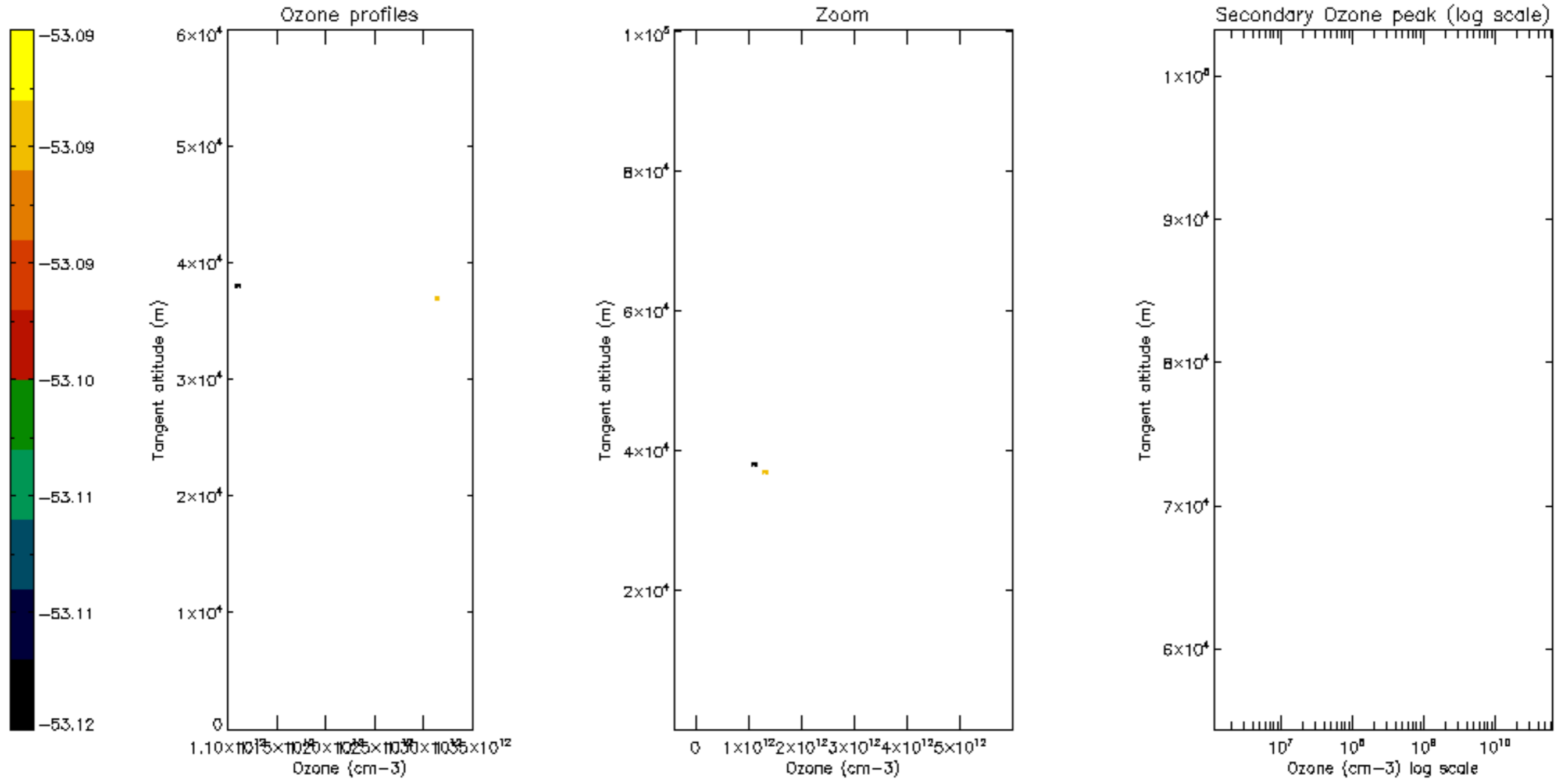


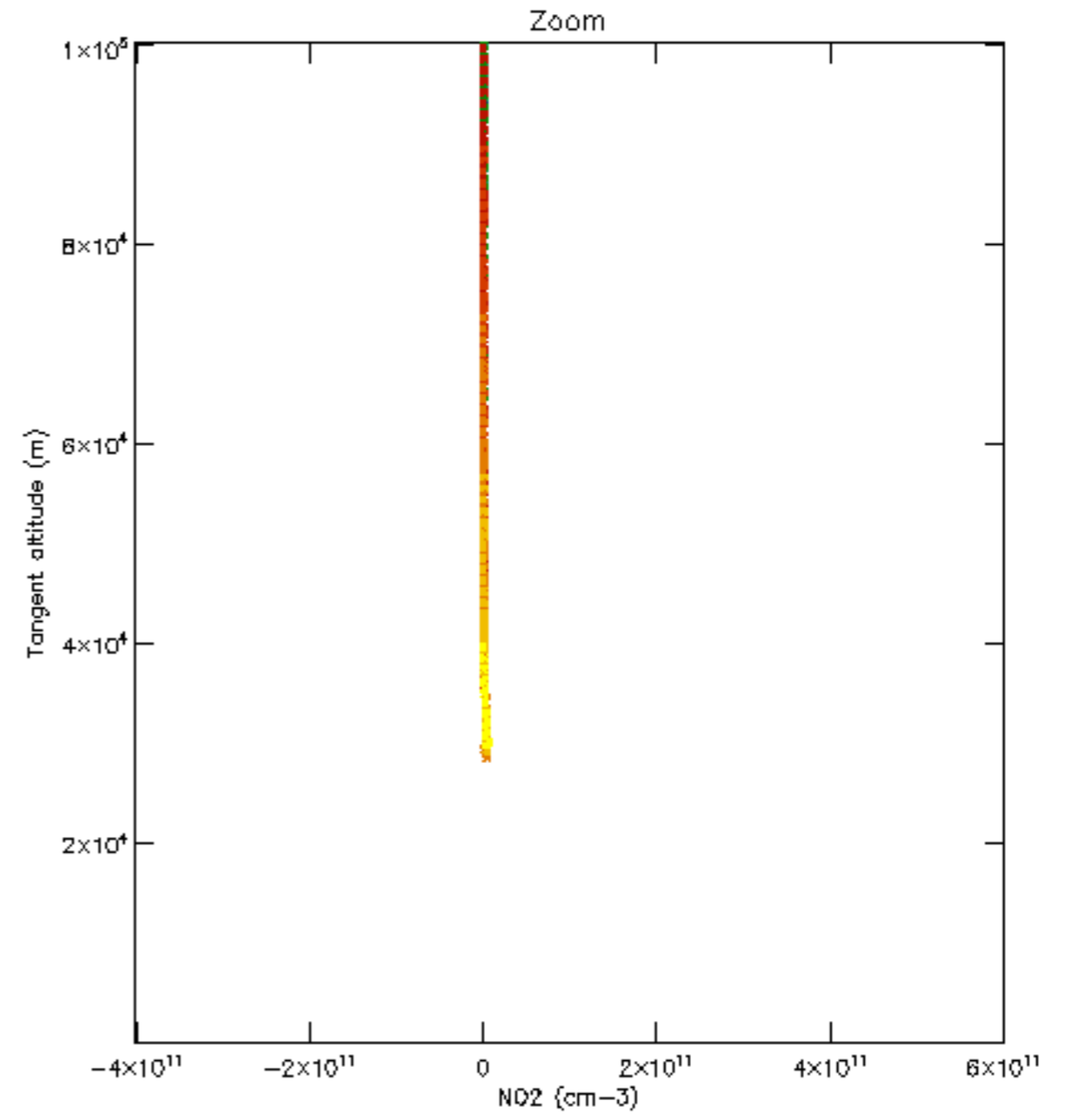
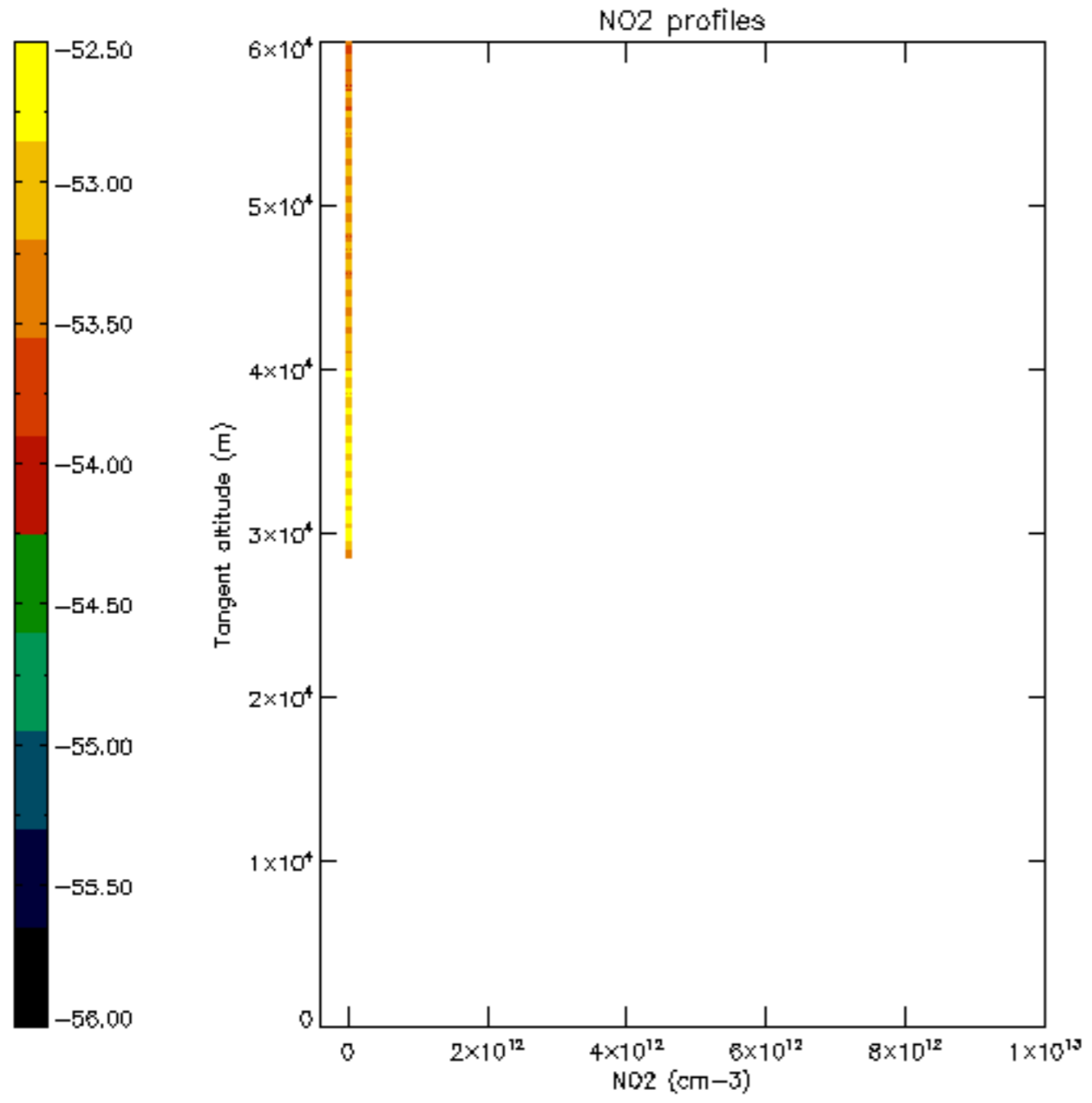
Percentage of saturation errors per profile

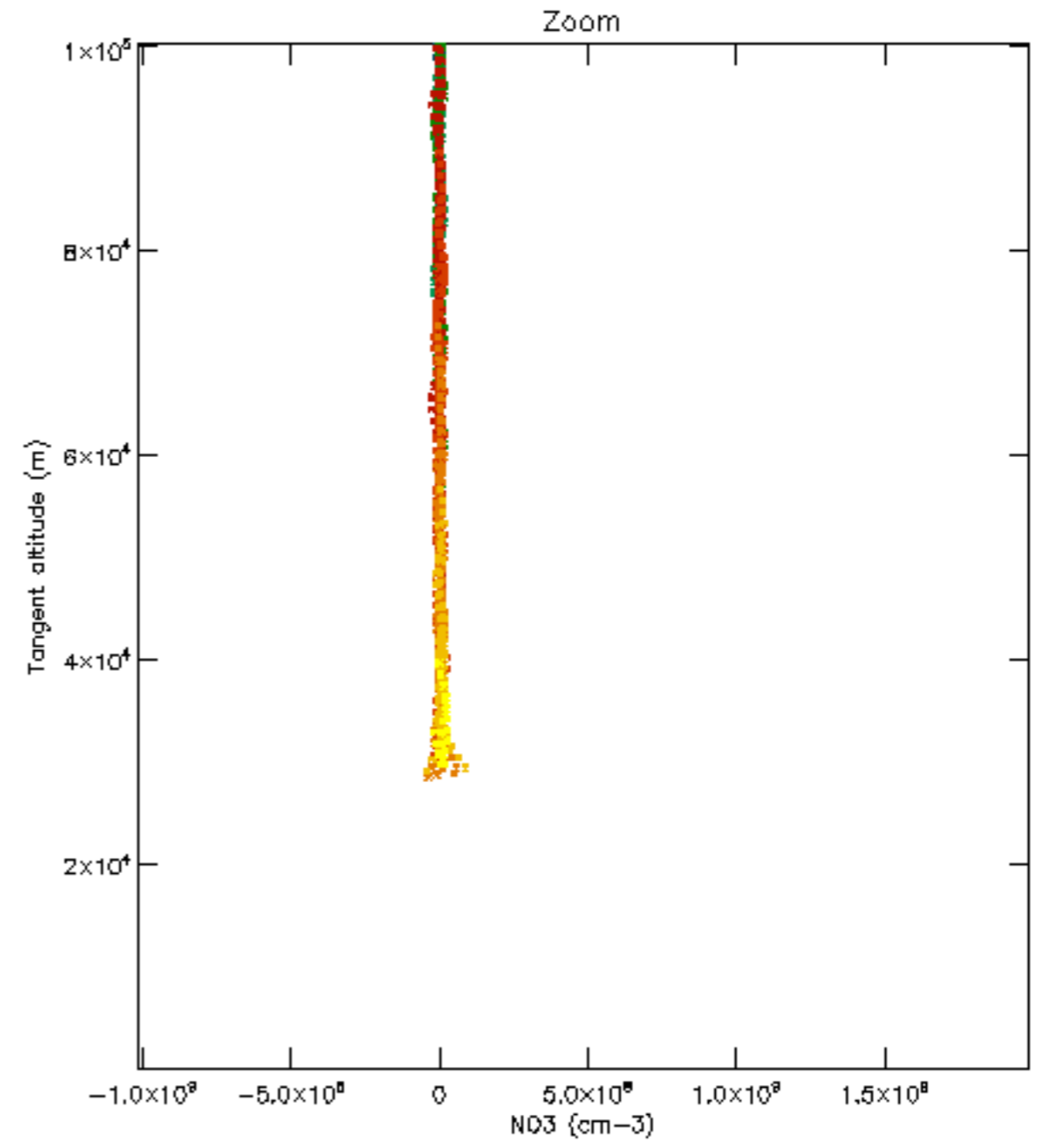
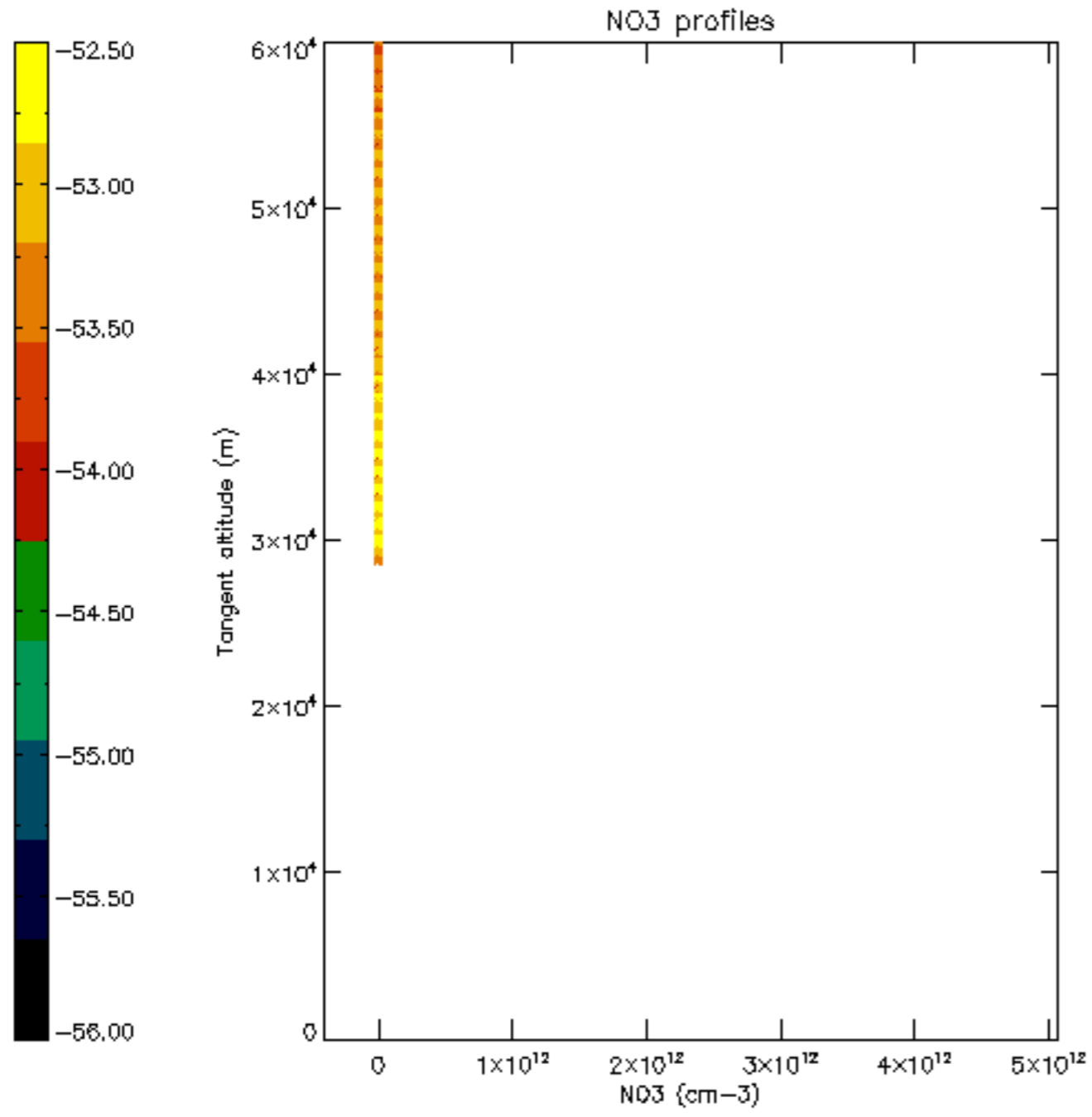


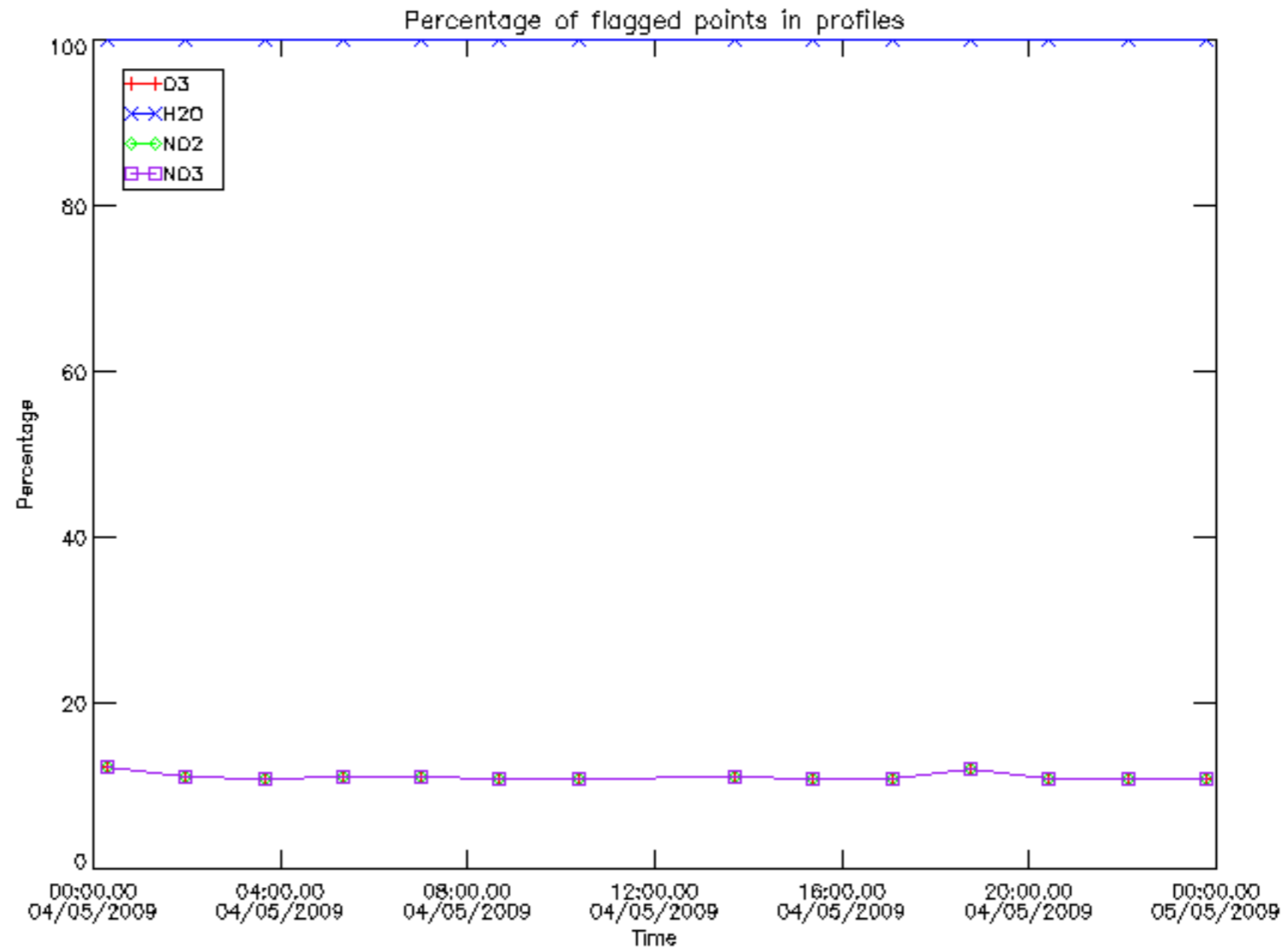




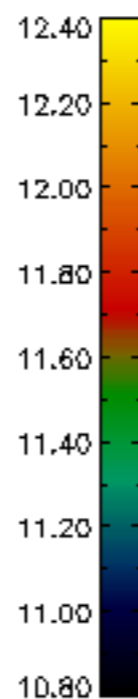
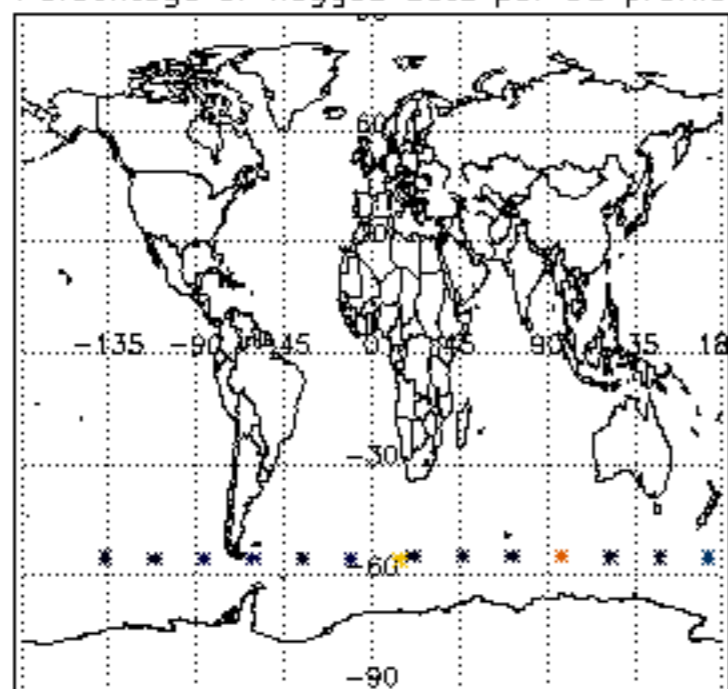




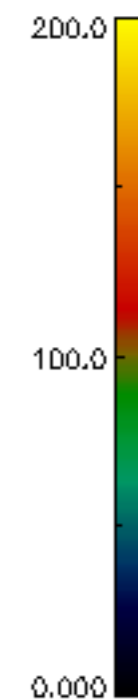
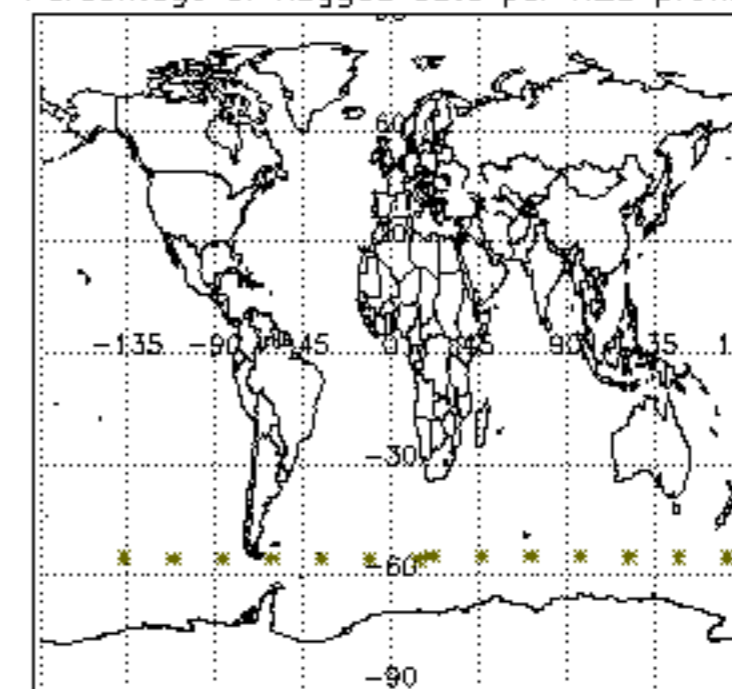




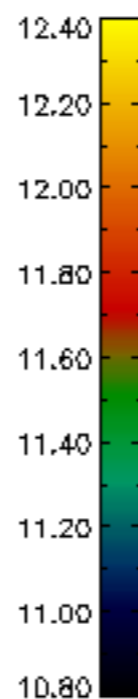
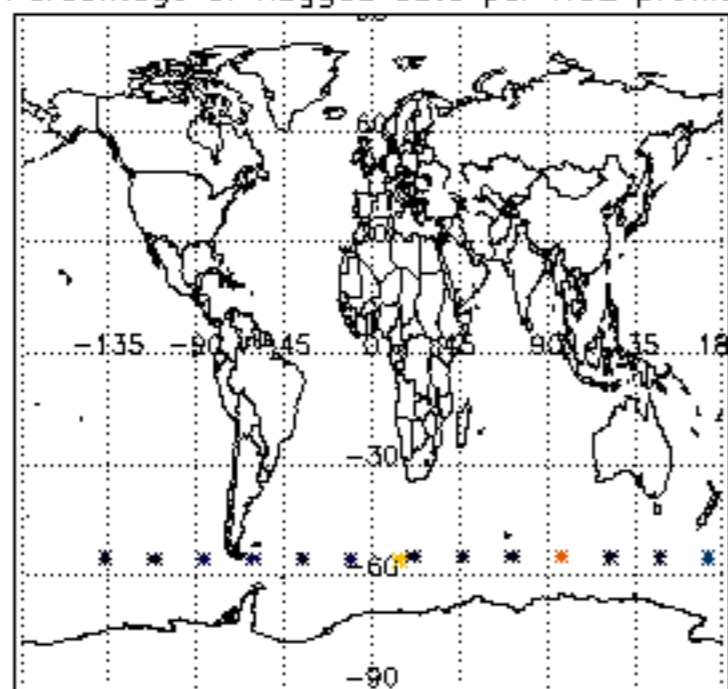
Percentage of flagged data per D3 profile



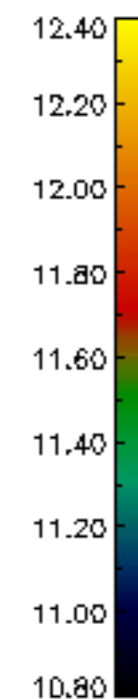
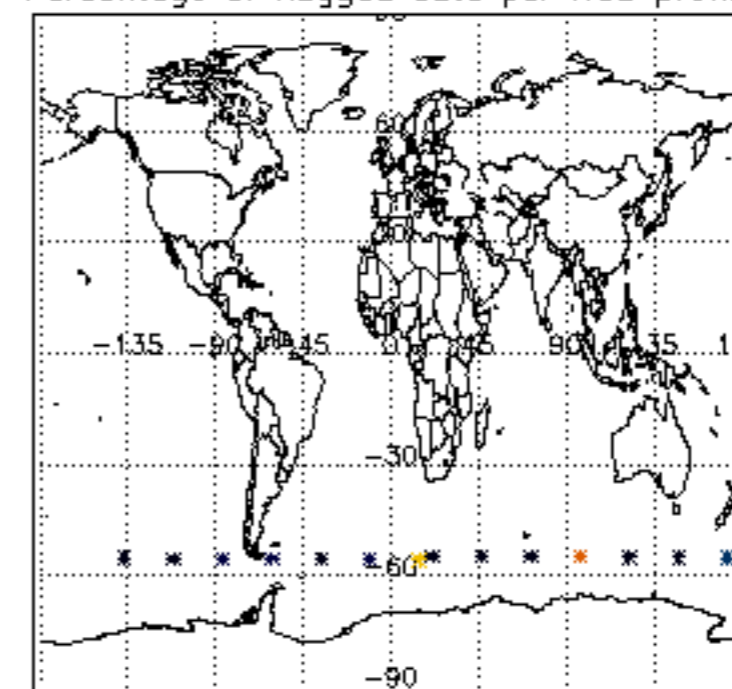
Percentage of flagged data per H2O profile

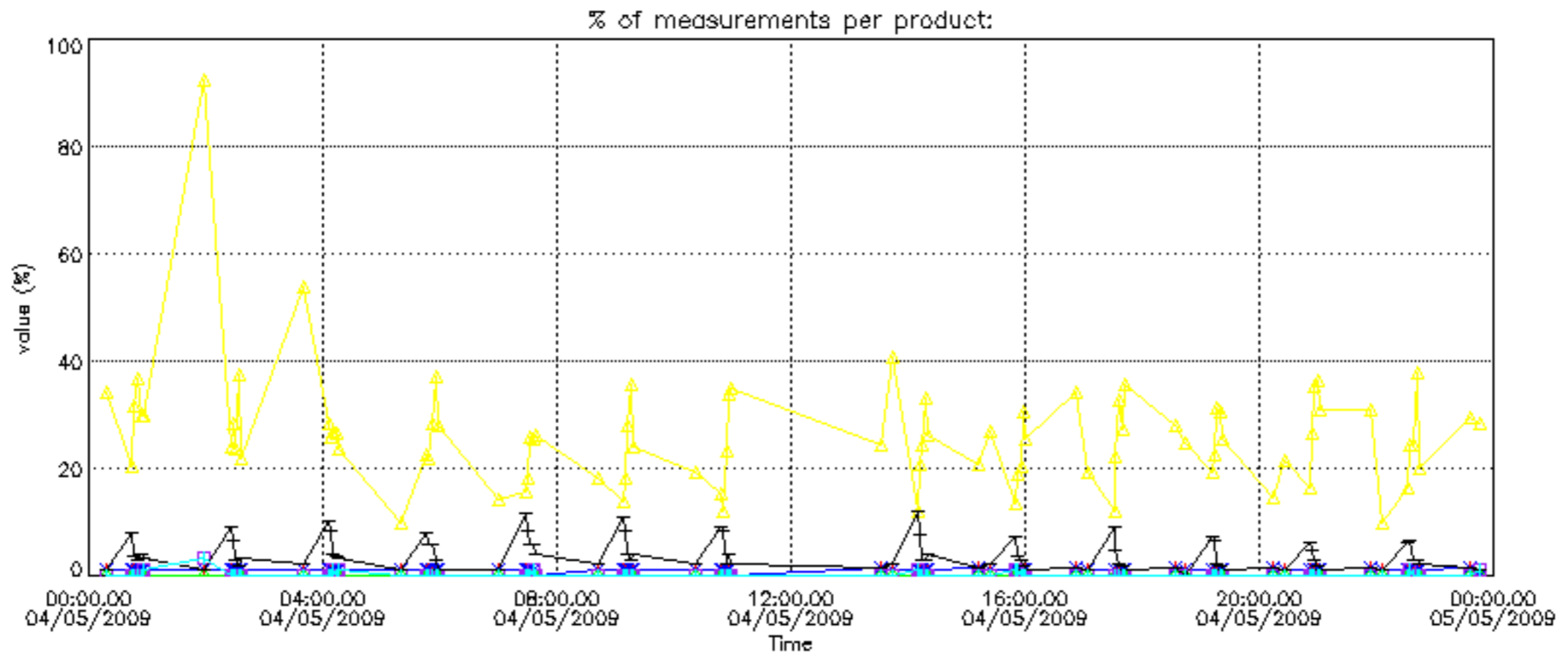


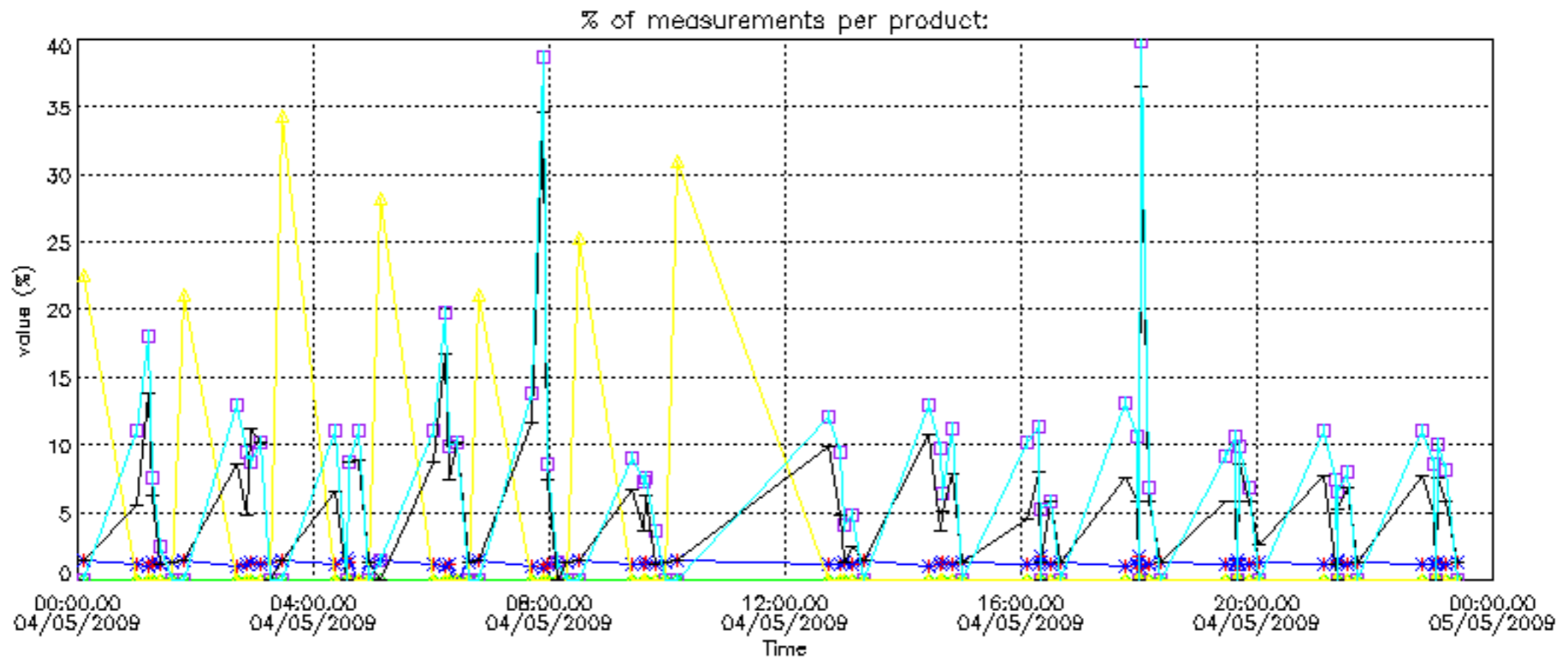
Percentage of flagged data per NO2 profile



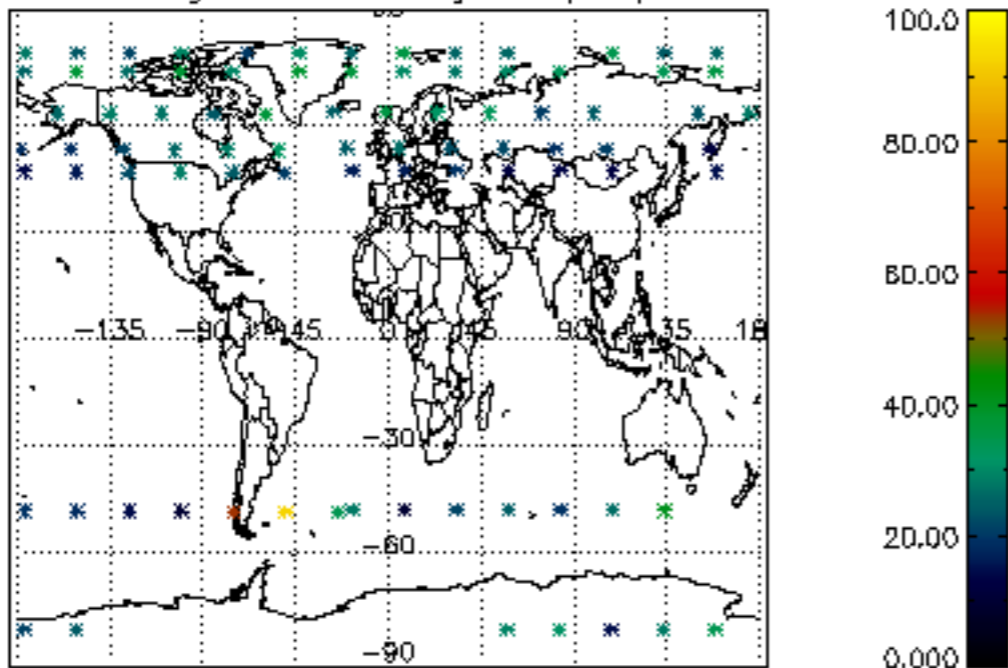
Percentage of flagged data per NO3 profile



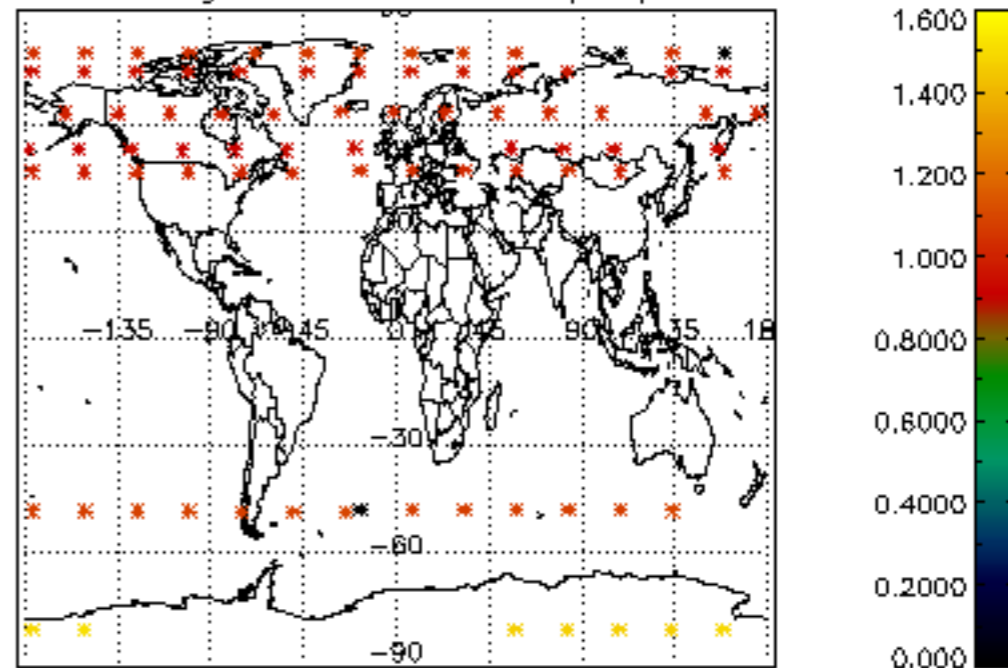




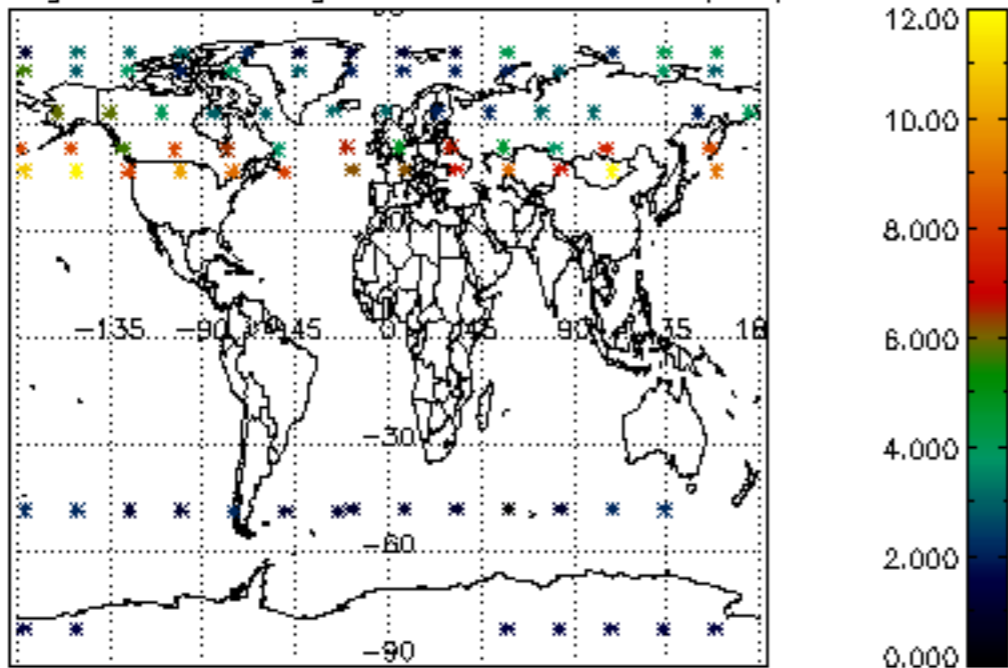
Percentage of cosmic ray hits per profile



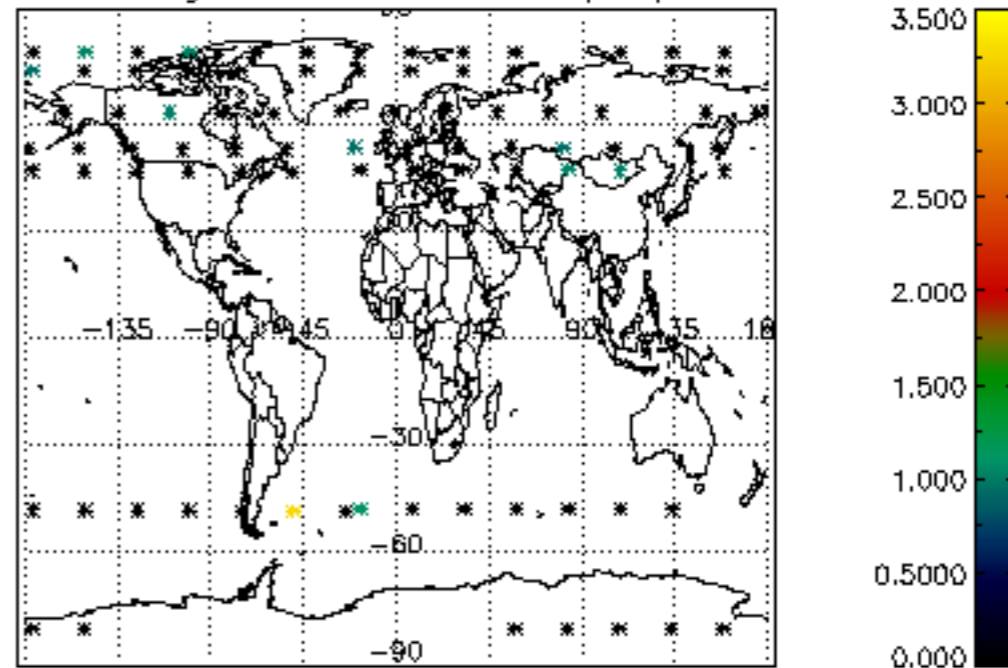
Percentage of datation errors per profile



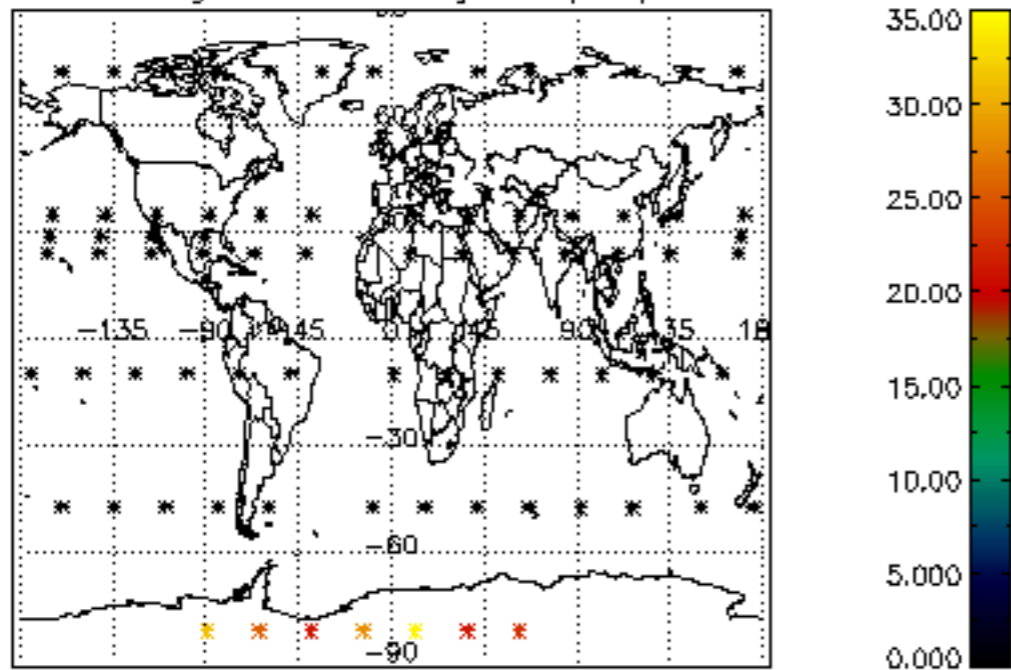
Percentage of star falling outside central band per profile



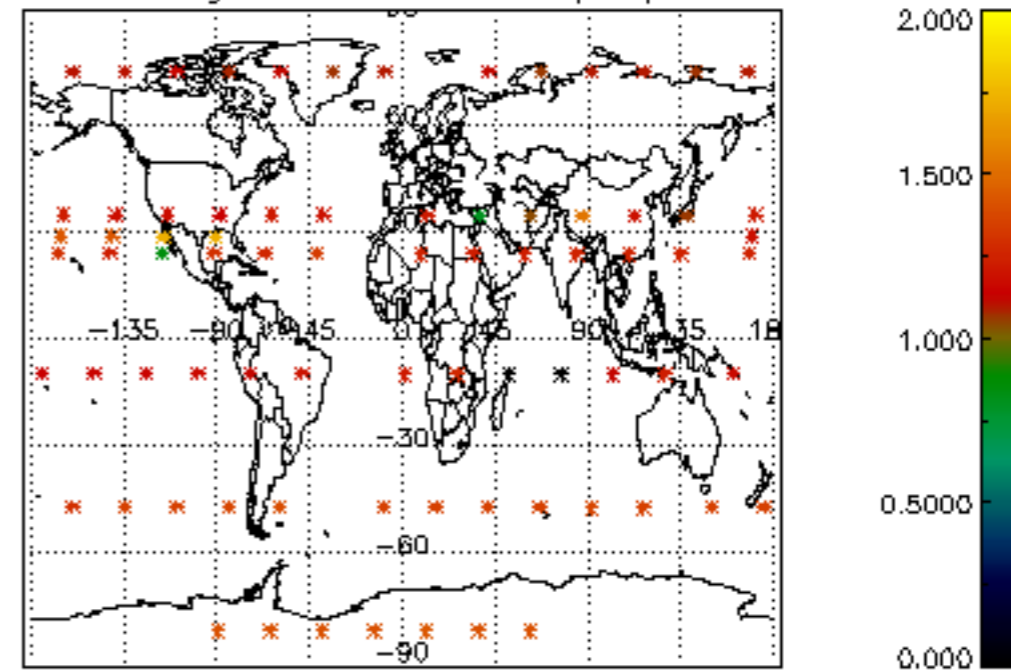
Percentage of saturation errors per profile



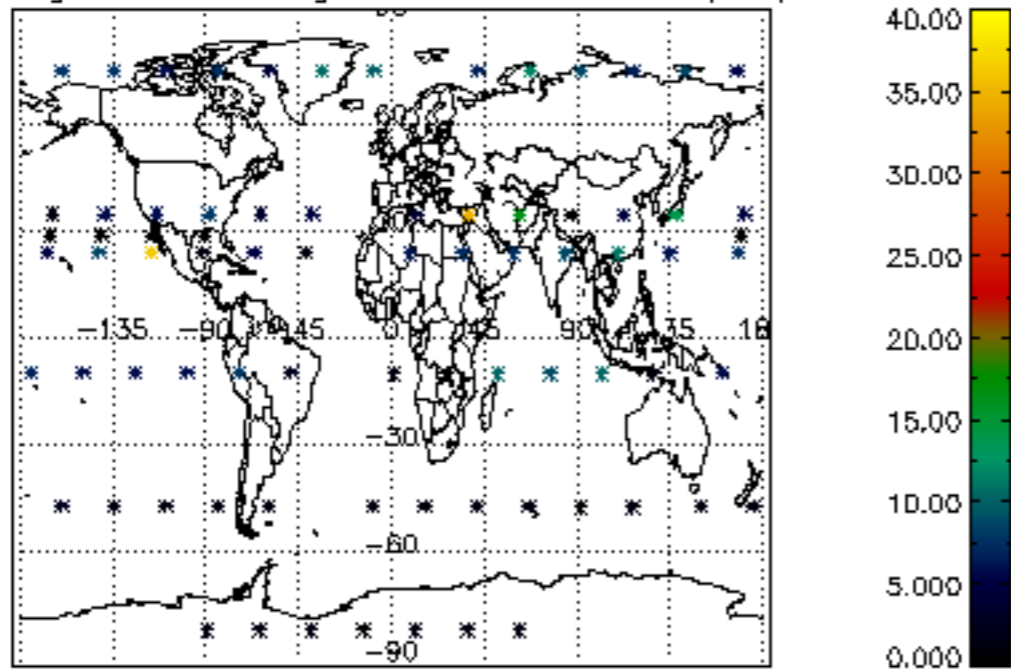
Percentage of cosmic ray hits per profile



Percentage of datation errors per profile



Percentage of star falling outside central band per profile



Percentage of saturation errors per profile

