

GOMOS Level 2 Daily Report

SUMMARY

[1. General Info](#)

[2. Summary of processed GOM_NL_2P products](#)

[3. Level 2 Quality information per product](#)

[3.1 Plot of level 2 quality information per product \(time dependant\)](#)

[3.2 Plot of level 2 quality information per product \(world map\)](#)

[4. Level 1 Quality information per product \(stored on level 2 products\)](#)

[4.1 Plot of level 1 quality information per product \(time dependant\)](#)

[4.1.1 Plot of level 1 quality information per product \(time dependant\): ASCENDING](#)

[4.1.2 Plot of level 1 quality information per product \(time dependant\): DESCENDING](#)

[4.2 Plot of level 1 quality information per product \(world map\)](#)

[4.2.1 Plot of level 1 quality information per product \(world map\): ASCENDING](#)

[4.2.2 Plot of level 1 quality information per product \(world map\): DESCENDING](#)

[5. Ozone profiles based on quality statistics and other trace gas profiles](#)

[5.1 Ozone statistics based on quality of products](#)

[5.2 Plot ozone profiles for all STD \(dark without errors\)](#)

[5.3 Plot ozone profiles where STD < 20% \(dark without errors\)](#)

[5.4. Plot ozone profiles where STD < 10% \(dark without errors\)](#)

[5.5. Plot ozone profiles where STD < 5% \(dark without errors\)](#)

[5.6 Plot NO2 profiles for all STD \(dark without errors\)](#)

[5.7 Plot NO3 profiles for all STD \(dark without errors\)](#)

[5.8 Plot H2O profiles \(only for occultations of stars 1,2,3,4,13,14,16,26,63 dark without errors\) for all STD](#)

[6. Auxiliary Data Files used for the production reported in section 2](#)

This report presents the daily analysis on parameters extracted from GOMOS level 2 data (GOM_NL__2P). It is intended to monitor some important parameters that will impact the quality of these products. A list of level 2 products (and content) that have arrived during the reporting day to the PCF is also given.

Item	Value
Time of report generation	26APR2013 09:08:02
Data source version	GOMOS/6.01
Start time of products	29-04-2009 (29APR2009 00:00:00)
Stop time of products	30-04-2009 (30APR2009 00:00:00)
Store outputs in DB	Yes
Nb of level 2 prods	124
Nb of prods with errors	1

2. Summary of processed GOM_NL__2P products.

Nr	Filename	UTC Start time	Limb	Duration	Star Id	Star Name	Star Mag	Star Temp	Nb Meas	Orbit	Prod. error
1	GOM_NL__2PRFIN20090429_115606_000000642078_00324_37452_1116.N1	29-APR-2009 11:56:06	Dark	63.500	80	7Del Sco	2.3160	30000.	127	37452	Yes
2	GOM_NL__2PRFIN20090429_115920_000000432078_00324_37452_1117.N1	29-APR-2009 11:59:20	Bright	43.000	122	9Alp2Lib	2.7470	9700.0	86	37452	No
3	GOM_NL__2PRFIN20090429_120142_000000512078_00324_37452_1118.N1	29-APR-2009 12:01:42	Bright	50.500	104	27Bet Lib	2.6140	13100.	101	37452	No
4	GOM_NL__2PRFIN20090429_121043_000000612078_00324_37452_1119.N1	29-APR-2009 12:10:43	Bright	61.000	3	16Alp Boo	-0.050000	4250.0	122	37452	No
5	GOM_NL__2PRFIN20090429_121359_000000442078_00324_37452_1120.N1	29-APR-2009 12:13:59	Bright	43.500	83		2.3780	11000.	87	37452	No
6	GOM_NL__2PRFIN20090429_121658_000000432078_00324_37452_1121.N1	29-APR-2009 12:16:58	Bright	42.500	180	27Gam Boo	3.0400	8000.0	85	37452	No
7	GOM_NL__2PRFIN20090429_122635_000000462078_00324_37452_1122.N1	29-APR-2009 12:26:35	Bright	46.000	119	14Eta Dra	2.7270	4700.0	92	37452	No
8	GOM_NL__2PRFIN20090429_123646_000000412078_00324_37452_1123.N1	29-APR-2009 12:36:46	Bright	40.500	89	5Alp Cep	2.4510	8000.0	81	37452	No
9	GOM_NL__2PRFIN20090429_124757_000000432078_00324_37452_1124.N1	29-APR-2009 12:47:57	Bright	42.500	164	44Eta Peg	2.9480	5400.0	85	37452	No
10	GOM_NL__2PRFIN20090429_125628_000000672078_00324_37452_1125.N1	29-APR-2009 12:56:28	Dark	67.000	61	8Eps Peg	2.1000	3900.0	134	37452	No
11	GOM_NL__2PRFIN20090429_125854_000000532078_00324_37452_1126.N1	29-APR-2009 12:58:54	Dark	52.500	162	34Alp Aqr	2.9440	5350.0	105	37452	No
12	GOM_NL__2PRFIN20090429_130229_000000622078_00324_37452_1127.N1	29-APR-2009 13:02:29	Dark	62.000	154	22Bet Aqr	2.8990	5700.0	124	37452	No
13	GOM_NL__2PRFIN20090429_132538_000000602078_00325_37453_1132.N1	29-APR-2009 13:25:38	Straylight	60.000	40	The Sco	1.8590	7100.0	120	37453	No
14	GOM_NL__2PRFIN20090429_132721_000000632078_00325_37453_1133.N1	29-APR-2009 13:27:21	Straylight	62.500	25	35Lam Sco	1.6200	28000.	125	37453	No
15	GOM_NL__2PRFIN20090429_133034_000000612078_00325_37453_1134.N1	29-APR-2009 13:30:34	Straylight	61.000	75	26Eps Sco	2.2910	4250.0	122	37453	No
16	GOM_NL__2PRFIN20090429_133326_000000282078_00325_37453_1135.N1	29-APR-2009 13:33:26	Twi_and_stray	28.000	136	23Tau Sco	2.8220	30000.	56	37453	No
17	GOM_NL__2PRFIN20090429_133459_000000312078_00325_37453_1136.N1	29-APR-2009 13:34:59	Twi_and_stray	31.000	156	20Sig Sco	2.9030	28000.	62	37453	No
18	GOM_NL__2PRFIN20090429_133642_000000582078_00325_37453_1137.N1	29-APR-2009 13:36:42	Twi_and_stray	58.000	80	7Del Sco	2.3160	30000.	116	37453	No
19	GOM_NL__2PRFIN20090429_133956_000000462078_00325_37453_1138.N1	29-APR-2009 13:39:56	Bright	45.500	122	9Alp2Lib	2.7470	9700.0	91	37453	No
20	GOM_NL__2PRFIN20090429_134217_000000482078_00325_37453_1139.N1	29-APR-2009 13:42:17	Bright	48.000	104	27Bet Lib	2.6140	13100.	96	37453	No
21	GOM_NL__2PRFIN20090429_135118_000000612078_00325_37453_1140.N1	29-APR-2009 13:51:18	Bright	61.000	3	16Alp Boo	-0.050000	4250.0	122	37453	No
22	GOM_NL__2PRFIN20090429_135434_000000452078_00325_37453_1141.N1	29-APR-2009 13:54:34	Bright	45.000	83		2.3780	11000.	90	37453	No
23	GOM_NL__2PRFIN20090429_135733_000000412078_00325_37453_1142.N1	29-APR-2009 13:57:33	Bright	41.000	180	27Gam Boo	3.0400	8000.0	82	37453	No
24	GOM_NL__2PRFIN20090429_140711_000000422078_00325_37453_1143.N1	29-APR-2009 14:07:11	Bright	42.000	119	14Eta Dra	2.7270	4700.0	84	37453	No
25	GOM_NL__2PRFIN20090429_141722_000000402078_00325_37453_1144.N1	29-APR-2009 14:17:22	Bright	40.000	89	5Alp Cep	2.4510	8000.0	80	37453	No
26	GOM_NL__2PRFIN20090429_142833_000000422078_00325_37453_1145.N1	29-APR-2009 14:28:33	Bright	42.000	164	44Eta Peg	2.9480	5400.0	84	37453	No
27	GOM_NL__2PRFIN20090429_143705_000000632078_00325_37453_1146.N1	29-APR-2009 14:37:05	Dark	63.000	61	8Eps Peg	2.1000	3900.0	126	37453	No
28	GOM_NL__2PRFIN20090429_143931_000000512078_00325_37453_1147.N1	29-APR-2009 14:39:31	Dark	50.500	162	34Alp Aqr	2.9440	5350.0	101	37453	No
29	GOM_NL__2PRFIN20090429_144306_000000622078_00325_37453_1148.N1	29-APR-2009 14:43:06	Dark	61.500	154	22Bet Aqr	2.8990	5700.0	123	37453	No
30	GOM_NL__2PRFIN20090429_150614_000000622078_00326_37454_1148.N1	29-APR-2009 15:06:14	Straylight	61.500	40	The Sco	1.8590	7100.0	123	37454	No
31	GOM_NL__2PRFIN20090429_150758_000000632078_00326_37454_1149.N1	29-APR-2009 15:07:58	Straylight	62.500	25	35Lam Sco	1.6200	28000.	125	37454	No
32	GOM_NL__2PRFIN20090429_151110_000000632078_00326_37454_1150.N1	29-APR-2009 15:11:10	Straylight	62.500	75	26Eps Sco	2.2910	4250.0	125	37454	No
33	GOM_NL__2PRFIN20090429_151402_000000312078_00326_37454_1151.N1	29-APR-2009 15:14:02	Twi_and_stray	31.000	136	23Tau Sco	2.8220	30000.	62	37454	No
34	GOM_NL__2PRFIN20090429_151535_000000352078_00326_37454_1152.N1	29-APR-2009 15:15:35	Twi_and_stray	35.000	156	20Sig Sco	2.9030	28000.	70	37454	No
35	GOM_NL__2PRFIN20090429_151718_000000612078_00326_37454_1153.N1	29-APR-2009 15:17:18	Twi_and_stray	60.500	80	7Del Sco	2.3160	30000.	121	37454	No
36	GOM_NL__2PRFIN20090429_152032_000000442078_00326_37454_1154.N1	29-APR-2009 15:20:32	Bright	44.000	122	9Alp2Lib	2.7470	9700.0	88	37454	No
37	GOM_NL__2PRFIN20090429_152253_000000492078_00326_37454_1155.N1	29-APR-2009 15:22:53	Bright	48.500	104	27Bet Lib	2.6140	13100.	97	37454	No
38	GOM_NL__2PRFIN20090429_153154_000000602078_00326_37454_1156.N1	29-APR-2009 15:31:54	Bright	60.000	3	16Alp Boo	-0.050000	4250.0	120	37454	No
39	GOM_NL__2PRFIN20090429_153509_000000452078_00326_37454_1157.N1	29-APR-2009 15:35:09	Bright	45.000	83		2.3780	11000.	90	37454	No
40	GOM_NL__2PRFIN20090429_153808_000000502078_00326_37454_1158.N1	29-APR-2009 15:38:08	Bright	50.000	180	27Gam Boo	3.0400	8000.0	100	37454	No
41	GOM_NL__2PRFIN20090429_154746_000000452078_00326_37454_1159.N1	29-APR-2009 15:47:46	Bright	45.000	119	14Eta Dra	2.7270	4700.0	90	37454	No
42	GOM_NL__2PRFIN20090429_155757_000000412078_00326_37454_1160.N1	29-APR-2009 15:57:57	Bright	40.500	89	5Alp Cep	2.4510	8000.0	81	37454	No

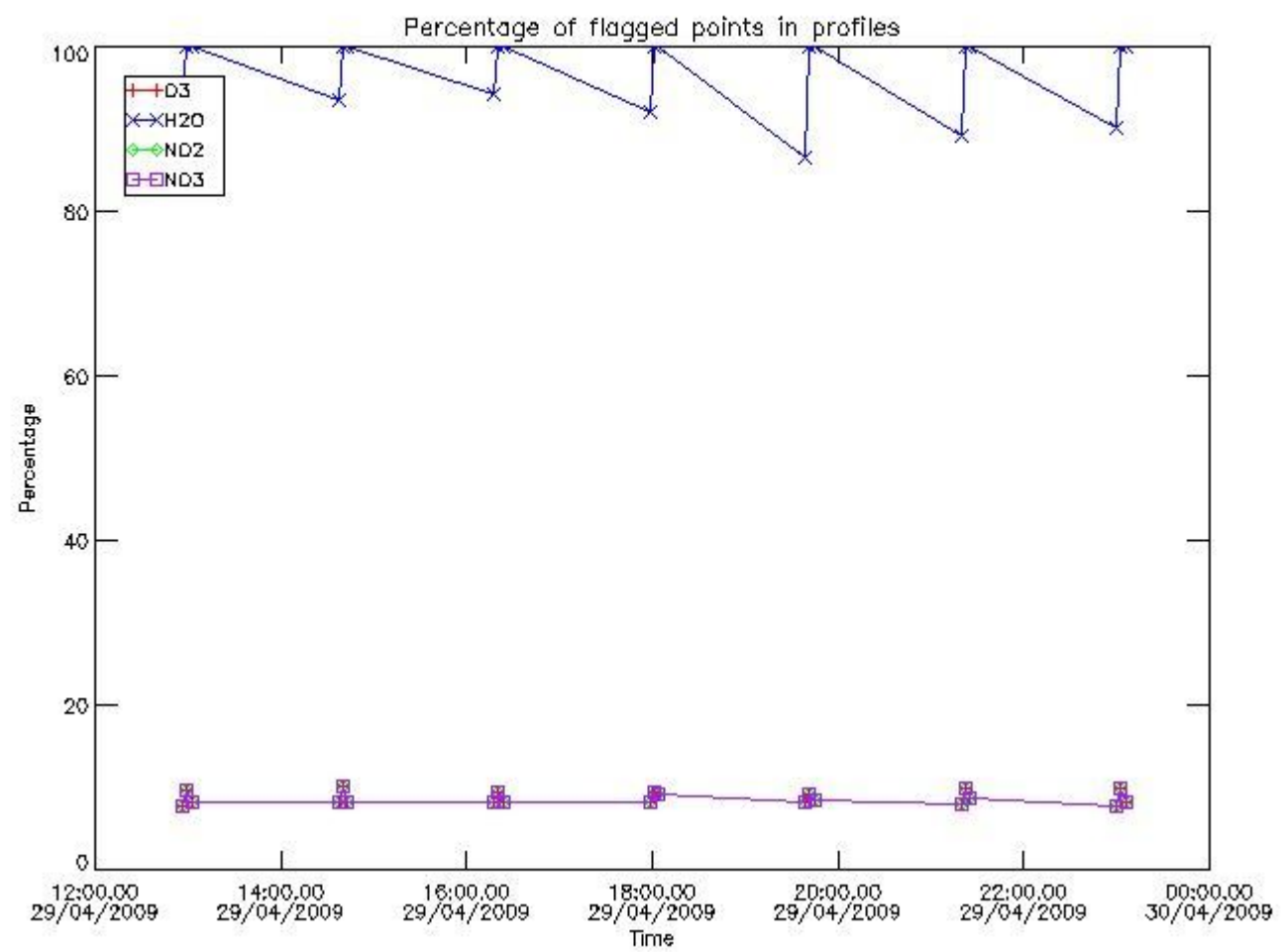
43	GOM_NL__2PRFIN20090429_160910_000000432078_00326_37454_1161.N1	29-APR-2009 16:09:10	Bright	42.500	164	44Eta Peg	2.9480	5400.0	85	37454	No
44	GOM_NL__2PRFIN20090429_161741_000000622078_00326_37454_1162.N1	29-APR-2009 16:17:41	Dark	61.500	61	8Eps Peg	2.1000	3900.0	123	37454	No
45	GOM_NL__2PRFIN20090429_162008_000000542078_00326_37454_1163.N1	29-APR-2009 16:20:08	Dark	54.000	162	34Alp Aqr	2.9440	5350.0	108	37454	No
46	GOM_NL__2PRFIN20090429_162343_000000632078_00326_37454_1164.N1	29-APR-2009 16:23:43	Dark	62.500	154	22Bet Aqr	2.8990	5700.0	125	37454	No
47	GOM_NL__2PRFIN20090429_164651_000000562078_00327_37455_1162.N1	29-APR-2009 16:46:51	Straylight	55.500	40	The Sco	1.8590	7100.0	111	37455	No
48	GOM_NL__2PRFIN20090429_164835_000000632078_00327_37455_1163.N1	29-APR-2009 16:48:35	Straylight	62.500	25	35Lam Sco	1.6200	28000.	125	37455	No
49	GOM_NL__2PRFIN20090429_165147_000000642078_00327_37455_1164.N1	29-APR-2009 16:51:47	Straylight	64.000	75	26Eps Sco	2.2910	4250.0	128	37455	No
50	GOM_NL__2PRFIN20090429_165439_000000312078_00327_37455_1165.N1	29-APR-2009 16:54:39	Twi_and_stray	31.000	136	23Tau Sco	2.8220	30000.	62	37455	No
51	GOM_NL__2PRFIN20090429_165612_000000352078_00327_37455_1166.N1	29-APR-2009 16:56:12	Twi_and_stray	35.000	156	20Sig Sco	2.9030	28000.	70	37455	No
52	GOM_NL__2PRFIN20090429_165755_000000632078_00327_37455_1167.N1	29-APR-2009 16:57:55	Twi_and_stray	63.000	80	7Del Sco	2.3160	30000.	126	37455	No
53	GOM_NL__2PRFIN20090429_170108_000000462078_00327_37455_1168.N1	29-APR-2009 17:01:08	Bright	46.000	122	9Alp2Lib	2.7470	9700.0	92	37455	No
54	GOM_NL__2PRFIN20090429_170329_000000492078_00327_37455_1169.N1	29-APR-2009 17:03:29	Bright	49.000	104	27Bet Lib	2.6140	13100.	98	37455	No
55	GOM_NL__2PRFIN20090429_171229_000000602078_00327_37455_1170.N1	29-APR-2009 17:12:29	Bright	60.000	3	16Alp Boo	-0.050000	4250.0	120	37455	No
56	GOM_NL__2PRFIN20090429_171545_000000472078_00327_37455_1171.N1	29-APR-2009 17:15:45	Bright	47.000	83		2.3780	11000.	94	37455	No
57	GOM_NL__2PRFIN20090429_171844_000000412078_00327_37455_1172.N1	29-APR-2009 17:18:44	Bright	41.000	180	27Gam Boo	3.0400	8000.0	82	37455	No
58	GOM_NL__2PRFIN20090429_172821_000000442078_00327_37455_1173.N1	29-APR-2009 17:28:21	Bright	43.500	119	14Eta Dra	2.7270	4700.0	87	37455	No
59	GOM_NL__2PRFIN20090429_173833_000000402078_00327_37455_1174.N1	29-APR-2009 17:38:33	Bright	39.500	89	5Alp Cep	2.4510	8000.0	79	37455	No
60	GOM_NL__2PRFIN20090429_174945_000000432078_00327_37455_1175.N1	29-APR-2009 17:49:45	Bright	43.000	164	44Eta Peg	2.9480	5400.0	86	37455	No
61	GOM_NL__2PRFIN20090429_175818_000000632078_00327_37455_1176.N1	29-APR-2009 17:58:18	Dark	62.500	61	8Eps Peg	2.1000	3900.0	125	37455	No
62	GOM_NL__2PRFIN20090429_180045_000000542078_00327_37455_1177.N1	29-APR-2009 18:00:45	Dark	54.000	162	34Alp Aqr	2.9440	5350.0	108	37455	No
63	GOM_NL__2PRFIN20090429_180421_000000612078_00327_37455_1178.N1	29-APR-2009 18:04:21	Dark	60.500	154	22Bet Aqr	2.8990	5700.0	121	37455	No
64	GOM_NL__2PRFIN20090429_182728_000000572078_00328_37456_1180.N1	29-APR-2009 18:27:28	Straylight	56.500	40	The Sco	1.8590	7100.0	113	37456	No
65	GOM_NL__2PRFIN20090429_182912_000000592078_00328_37456_1181.N1	29-APR-2009 18:29:12	Straylight	59.000	25	35Lam Sco	1.6200	28000.	118	37456	No
66	GOM_NL__2PRFIN20090429_183224_000000642078_00328_37456_1182.N1	29-APR-2009 18:32:24	Straylight	64.000	75	26Eps Sco	2.2910	4250.0	128	37456	No
67	GOM_NL__2PRFIN20090429_183516_000000352078_00328_37456_1183.N1	29-APR-2009 18:35:16	Twi_and_stray	35.000	136	23Tau Sco	2.8220	30000.	70	37456	No
68	GOM_NL__2PRFIN20090429_183648_000000392078_00328_37456_1184.N1	29-APR-2009 18:36:48	Twi_and_stray	39.000	156	20Sig Sco	2.9030	28000.	78	37456	No
69	GOM_NL__2PRFIN20090429_183831_000000562078_00328_37456_1185.N1	29-APR-2009 18:38:31	Twi_and_stray	56.000	80	7Del Sco	2.3160	30000.	112	37456	No
70	GOM_NL__2PRFIN20090429_184144_000000452078_00328_37456_1186.N1	29-APR-2009 18:41:44	Bright	44.500	122	9Alp2Lib	2.7470	9700.0	89	37456	No
71	GOM_NL__2PRFIN20090429_184405_000000522078_00328_37456_1187.N1	29-APR-2009 18:44:05	Bright	51.500	104	27Bet Lib	2.6140	13100.	103	37456	No
72	GOM_NL__2PRFIN20090429_185306_000000442078_00328_37456_1188.N1	29-APR-2009 18:53:06	Bright	44.000	3	16Alp Boo	-0.050000	4250.0	88	37456	No
73	GOM_NL__2PRFIN20090429_185620_000000542078_00328_37456_1189.N1	29-APR-2009 18:56:20	Bright	53.500	83		2.3780	11000.	107	37456	No
74	GOM_NL__2PRFIN20090429_185920_000000412078_00328_37456_1190.N1	29-APR-2009 18:59:20	Bright	40.500	180	27Gam Boo	3.0400	8000.0	81	37456	No
75	GOM_NL__2PRFIN20090429_190856_000000602078_00328_37456_1191.N1	29-APR-2009 19:08:56	Bright	59.500	119	14Eta Dra	2.7270	4700.0	119	37456	No
76	GOM_NL__2PRFIN20090429_191909_000000452078_00328_37456_1192.N1	29-APR-2009 19:19:09	Bright	45.000	89	5Alp Cep	2.4510	8000.0	90	37456	No
77	GOM_NL__2PRFIN20090429_193022_000000422078_00328_37456_1193.N1	29-APR-2009 19:30:22	Bright	42.000	164	44Eta Peg	2.9480	5400.0	84	37456	No
78	GOM_NL__2PRFIN20090429_193855_000000632078_00328_37456_1194.N1	29-APR-2009 19:38:55	Dark	63.000	61	8Eps Peg	2.1000	3900.0	126	37456	No
79	GOM_NL__2PRFIN20090429_194121_000000562078_00328_37456_1195.N1	29-APR-2009 19:41:21	Dark	55.500	162	34Alp Aqr	2.9440	5350.0	111	37456	No
80	GOM_NL__2PRFIN20090429_194458_000000612078_00328_37456_1196.N1	29-APR-2009 19:44:58	Dark	60.500	154	22Bet Aqr	2.8990	5700.0	121	37456	No
81	GOM_NL__2PRFIN20090429_200805_000000592078_00329_37457_1193.N1	29-APR-2009 20:08:05	Straylight	58.500	40	The Sco	1.8590	7100.0	117	37457	No
82	GOM_NL__2PRFIN20090429_200949_000000632078_00329_37457_1194.N1	29-APR-2009 20:09:49	Straylight	63.000	25	35Lam Sco	1.6200	28000.	126	37457	No
83	GOM_NL__2PRFIN20090429_201300_000000612078_00329_37457_1195.N1	29-APR-2009 20:13:00	Straylight	60.500	75	26Eps Sco	2.2910	4250.0	121	37457	No
84	GOM_NL__2PRFIN20090429_201552_000000352078_00329_37457_1196.N1	29-APR-2009 20:15:52	Twi_and_stray	35.000	136	23Tau Sco	2.8220	30000.	70	37457	No
85	GOM_NL__2PRFIN20090429_201725_000000392078_00329_37457_1197.N1	29-APR-2009 20:17:25	Twi_and_stray	39.000	156	20Sig Sco	2.9030	28000.	78	37457	No
86	GOM_NL__2PRFIN20090429_201907_000000632078_00329_37457_1198.N1	29-APR-2009 20:19:07	Twi_and_stray	63.000	80	7Del Sco	2.3160	30000.	126	37457	No
87	GOM_NL__2PRFIN20090429_202220_000000452078_00329_37457_1199.N1	29-APR-2009 20:22:20	Bright	44.500	122	9Alp2Lib	2.7470	9700.0	89	37457	No
88	GOM_NL__2PRFIN20090429_202441_000000502078_00329_37457_1200.N1	29-APR-2009 20:24:41	Bright	50.000	104	27Bet Lib	2.6140	13100.	100	37457	No
89	GOM_NL__2PRFIN20090429_203341_000000602078_00329_37457_1201.N1	29-APR-2009 20:33:41	Bright	60.000	3	16Alp Boo	-0.050000	4250.0	120	37457	No
90	GOM_NL__2PRFIN20090429_203656_000000442078_00329_37457_1202.N1	29-APR-2009 20:36:56	Bright	44.000	83		2.3780	11000.	88	37457	No
91	GOM_NL__2PRFIN20090429_203955_000000412078_00329_37457_1203.N1	29-APR-2009 20:39:55	Bright	40.500	180	27Gam Boo	3.0400	8000.0	81	37457	No
92	GOM_NL__2PRFIN20090429_204932_000000442078_00329_37457_1204.N1	29-APR-2009 20:49:32	Bright	44.000	119	14Eta Dra	2.7270	4700.0	88	37457	No
93	GOM_NL__2PRFIN20090429_205945_000000422078_00329_37457_1205.N1	29-APR-2009 20:59:45	Bright	41.500	89	5Alp Cep	2.4510	8000.0	83	37457	No
94	GOM_NL__2PRFIN20090429_211058_000000432078_00329_37457_1206.N1	29-APR-2009 21:10:58	Bright	42.500	164	44Eta Peg	2.9480	5400.0	85	37457	No
95	GOM_NL__2PRFIN20090429_211932_000000652078_00329_37457_1207.N1	29-APR-2009 21:19:32	Dark	64.500	61	8Eps Peg	2.1000	3900.0	129	37457	No
96	GOM_NL__2PRFIN20090429_212158_000000562078_00329_37457_1208.N1	29-APR-2009 21:21:58	Dark	55.500	162	34Alp Aqr	2.9440	5350.0	111	37457	No
97	GOM_NL__2PRFIN20090429_212535_000000592078_00329_37457_1209.N1	29-APR-2009 21:25:35	Dark	58.500	154	22Bet Aqr	2.8990	5700.0	117	37457	No
98	GOM_NL__2PRFIN20090429_214842_000000502078_00330_37458_1212.N1	29-APR-2009 21:48:42	Straylight	49.500	40	The Sco	1.8590	7100.0	99	37458	No
99	GOM_NL__2PRFIN20090429_215026_000000642078_00330_37458_1213.N1	29-APR-2009 21:50:26	Straylight	64.000	25	35Lam Sco	1.6200	28000.	128	37458	No
100	GOM_NL__2PRFIN20090429_215337_000000632078_00330_37458_1214.N1	29-APR-2009 21:53:37	Straylight	63.000	75	26Eps Sco	2.2910	4250.0	126	37458	No
101	GOM_NL__2PRFIN20090429_215628_000000382078_00330_37458_1215.N1	29-APR-2009 21:56:28	Twi_and_stray	38.000	136	23Tau Sco	2.8220	30000.	76	37458	No

102	GOM_NL__2PRFIN20090429_215801_000000432078_00330_37458_1216.N1	29-APR-2009 21:58:01	Twilight	43.000	156	20Sig Sco	2.9030	28000.	86	37458	No
103	GOM_NL__2PRFIN20090429_215944_000000622078_00330_37458_1217.N1	29-APR-2009 21:59:44	Twilight	61.500	80	7Del Sco	2.3160	30000.	123	37458	No
104	GOM_NL__2PRFIN20090429_220257_000000462078_00330_37458_1218.N1	29-APR-2009 22:02:57	Bright	46.000	122	9Alp2Lib	2.7470	9700.0	92	37458	No
105	GOM_NL__2PRFIN20090429_220517_000000502078_00330_37458_1219.N1	29-APR-2009 22:05:17	Bright	50.000	104	27Bet Lib	2.6140	13100.	100	37458	No
106	GOM_NL__2PRFIN20090429_221416_000000602078_00330_37458_1220.N1	29-APR-2009 22:14:16	Bright	60.000	3	16Alp Boo	-0.050000	4250.0	120	37458	No
107	GOM_NL__2PRFIN20090429_221731_000000492078_00330_37458_1221.N1	29-APR-2009 22:17:31	Bright	48.500	83		2.3780	11000.	97	37458	No
108	GOM_NL__2PRFIN20090429_222031_000000392078_00330_37458_1222.N1	29-APR-2009 22:20:31	Bright	39.000	180	27Gam Boo	3.0400	8000.0	78	37458	No
109	GOM_NL__2PRFIN20090429_223007_000000452078_00330_37458_1223.N1	29-APR-2009 22:30:07	Bright	45.000	119	14Eta Dra	2.7270	4700.0	90	37458	No
110	GOM_NL__2PRFIN20090429_224020_000000522078_00330_37458_1224.N1	29-APR-2009 22:40:20	Bright	52.000	89	5Alp Cep	2.4510	8000.0	104	37458	No
111	GOM_NL__2PRFIN20090429_225134_000000432078_00330_37458_1225.N1	29-APR-2009 22:51:34	Bright	43.000	164	44Eta Peg	2.9480	5400.0	86	37458	No
112	GOM_NL__2PRFIN20090429_230008_000000662078_00330_37458_1226.N1	29-APR-2009 23:00:08	Dark	66.000	61	8Eps Peg	2.1000	3900.0	132	37458	No
113	GOM_NL__2PRFIN20090429_230235_000000522078_00330_37458_1227.N1	29-APR-2009 23:02:35	Dark	51.500	162	34Alp Aqr	2.9440	5350.0	103	37458	No
114	GOM_NL__2PRFIN20090429_230612_000000622078_00330_37458_1228.N1	29-APR-2009 23:06:12	Dark	61.500	154	22Bet Aqr	2.8990	5700.0	123	37458	No
115	GOM_NL__2PRFIN20090429_232918_000000592078_00331_37459_1228.N1	29-APR-2009 23:29:18	Straylight	58.500	40	The Sco	1.8590	7100.0	117	37459	No
116	GOM_NL__2PRFIN20090429_233103_000000562078_00331_37459_1229.N1	29-APR-2009 23:31:03	Straylight	55.500	25	35Lam Sco	1.6200	28000.	111	37459	No
117	GOM_NL__2PRFIN20090429_233414_000000602078_00331_37459_1230.N1	29-APR-2009 23:34:14	Straylight	59.500	75	26Eps Sco	2.2910	4250.0	119	37459	No
118	GOM_NL__2PRFIN20090429_233705_000000382078_00331_37459_1231.N1	29-APR-2009 23:37:05	Twilight	38.000	136	23Tau Sco	2.8220	30000.	76	37459	No
119	GOM_NL__2PRFIN20090429_233838_000000432078_00331_37459_1232.N1	29-APR-2009 23:38:38	Twilight	43.000	156	20Sig Sco	2.9030	28000.	86	37459	No
120	GOM_NL__2PRFIN20090429_234020_000000602078_00331_37459_1233.N1	29-APR-2009 23:40:20	Twilight	60.000	80	7Del Sco	2.3160	30000.	120	37459	No
121	GOM_NL__2PRFIN20090429_234332_000000442078_00331_37459_1234.N1	29-APR-2009 23:43:32	Bright	44.000	122	9Alp2Lib	2.7470	9700.0	88	37459	No
122	GOM_NL__2PRFIN20090429_234553_000000492078_00331_37459_1235.N1	29-APR-2009 23:45:53	Bright	49.000	104	27Bet Lib	2.6140	13100.	98	37459	No
123	GOM_NL__2PRFIN20090429_235452_000000602078_00331_37459_1236.N1	29-APR-2009 23:54:52	Bright	60.000	3	16Alp Boo	-0.050000	4250.0	120	37459	No
124	GOM_NL__2PRFIN20090429_235806_000000442078_00331_37459_1237.N1	29-APR-2009 23:58:06	Bright	43.500	83		2.3780	11000.	87	37459	No

3. Quality information per product

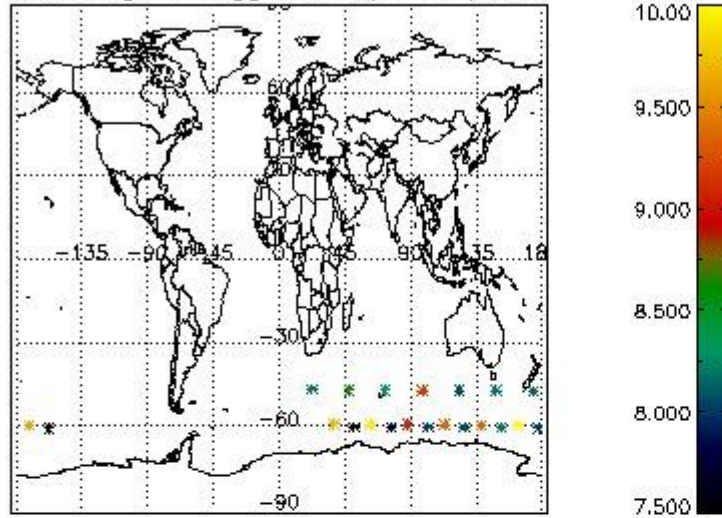
In this section it is plotted some information contained in the Quality Summary data set of the level 2 products. Only products in dark limb conditions and without errors (error flag in the MPH set to "0") are used.

3.1 Plot quality information per product (time dependant)

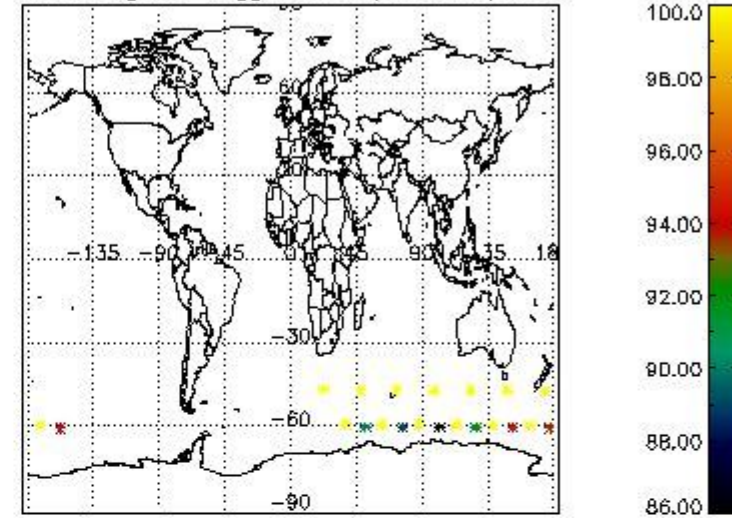


3.2 Plot quality information per product (world map)

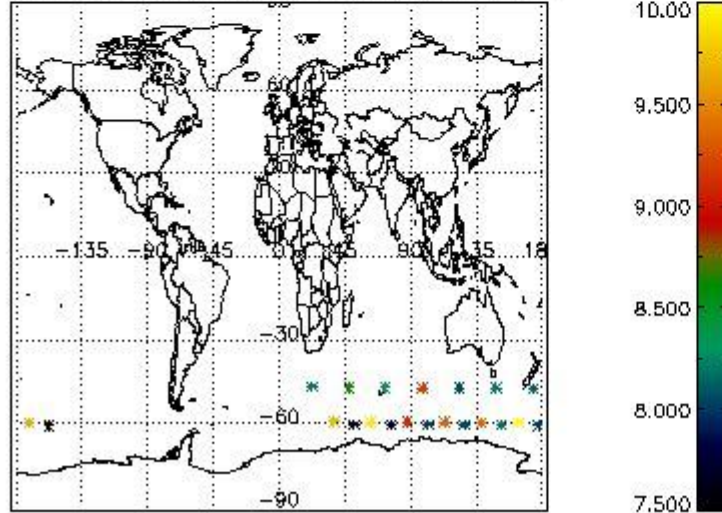
Percentage of flagged data per O3 profile



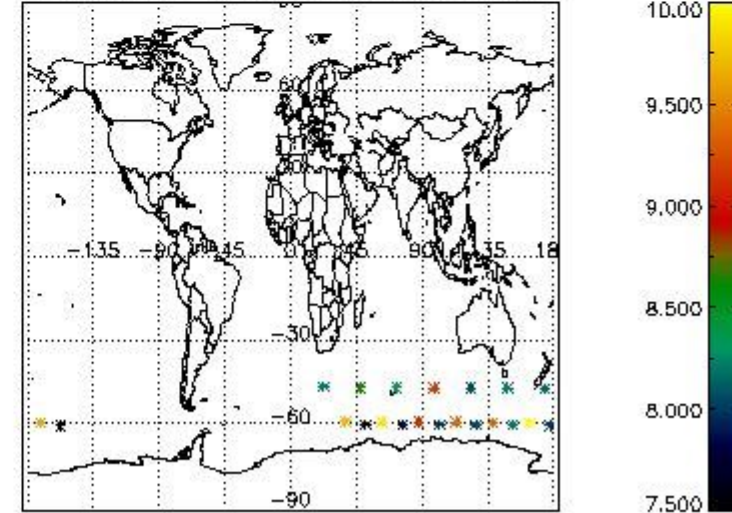
Percentage of flagged data per H2O profile



Percentage of flagged data per NO2 profile



Percentage of flagged data per NO3 profile

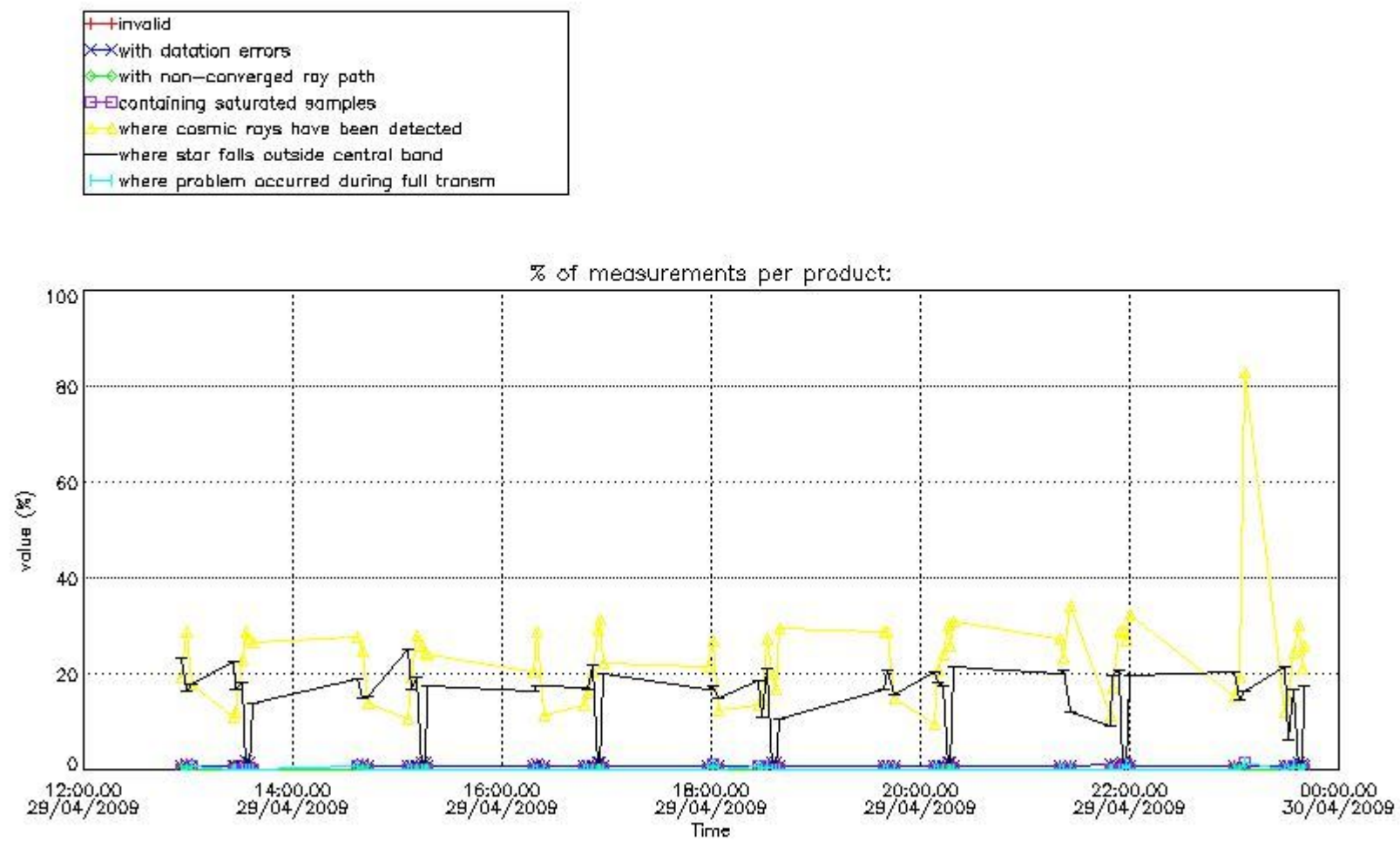


4. Level 1 quality information per product

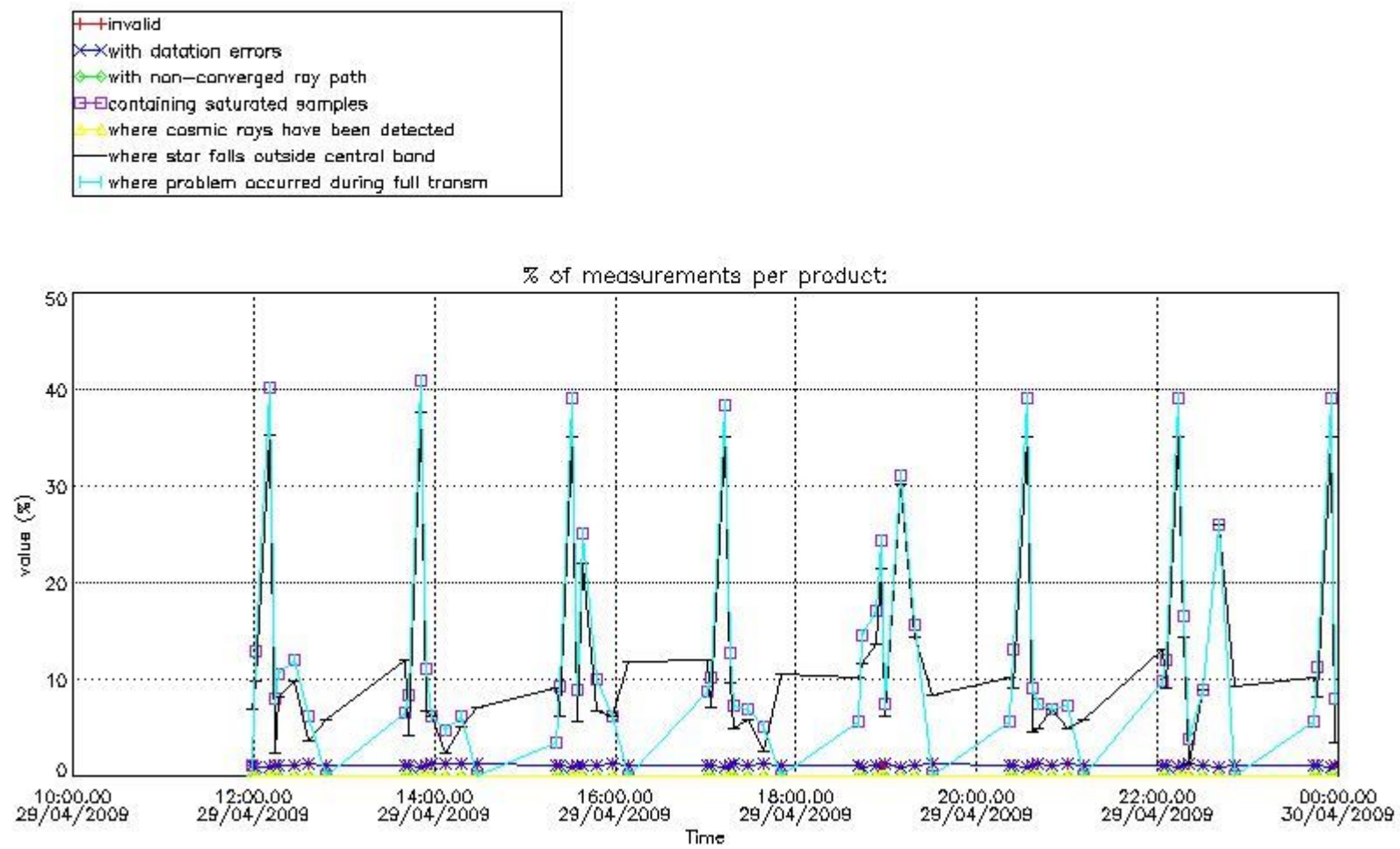
In this section it is plotted some information contained in the Quality Summary data set of the level 2 products that comes from the level 1b processing. Products without errors (error flag in the MPH set to "0") are used.

4.1 Plot quality information per product (time dependant) coming from level 1b processing

4.1.1 Plot level 1 quality information per product (time dependant): ENVISAT ASCENDING passes



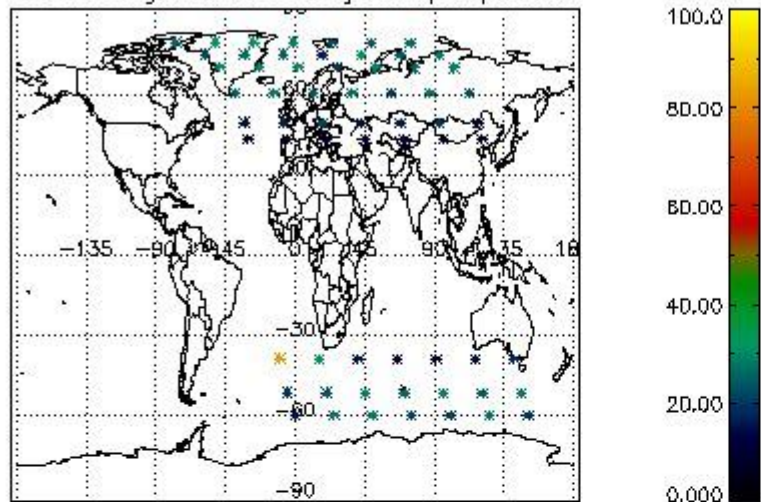
4.1.2 Plot level 1 quality information per product (time dependant): ENVI SAT DESCENDING passes



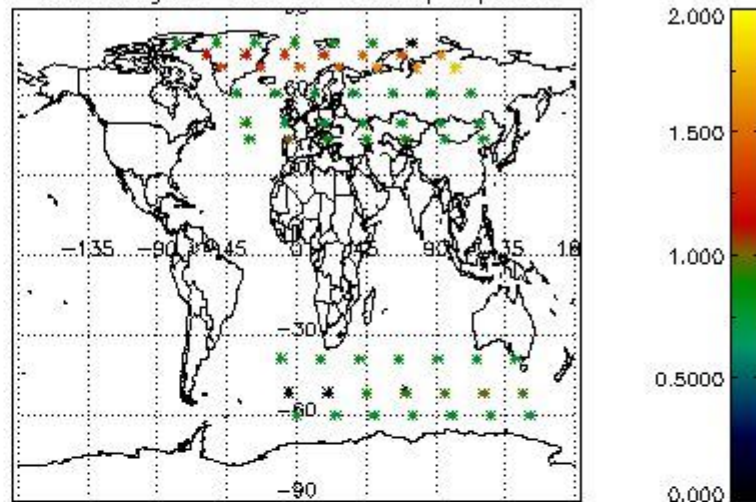
4.2 Plot quality information per product coming from level 1b processing (world map)

4.2.1 Plot level 1 quality information per product (world map): ENVISAT ASCENDING passes

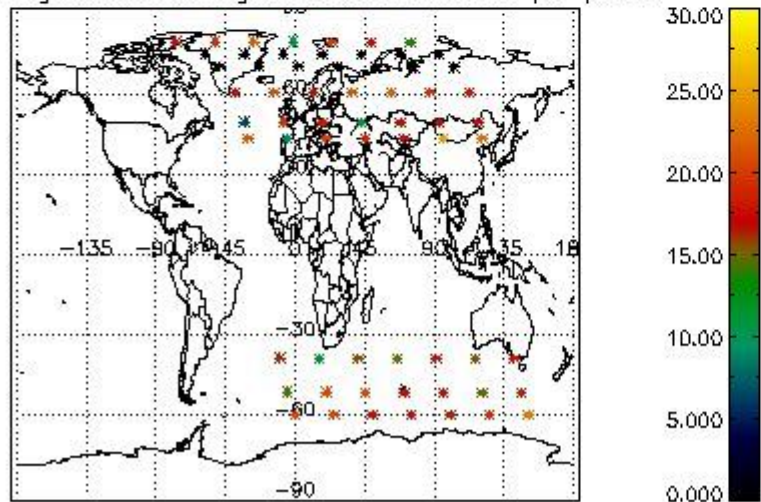
Percentage of cosmic ray hits per profile



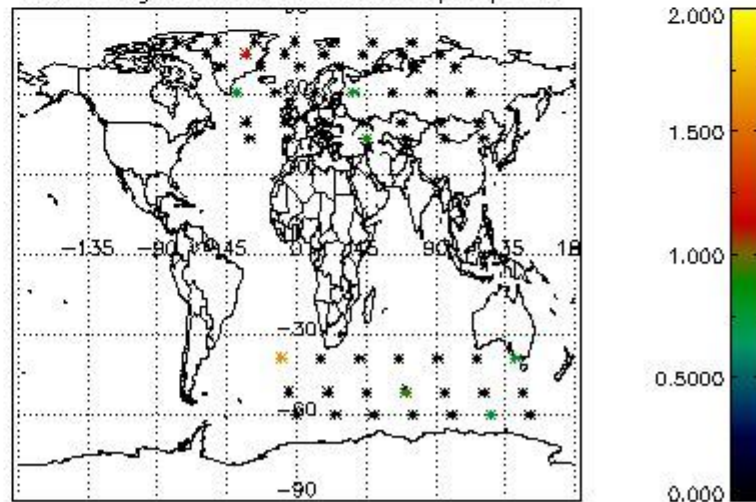
Percentage of datation errors per profile



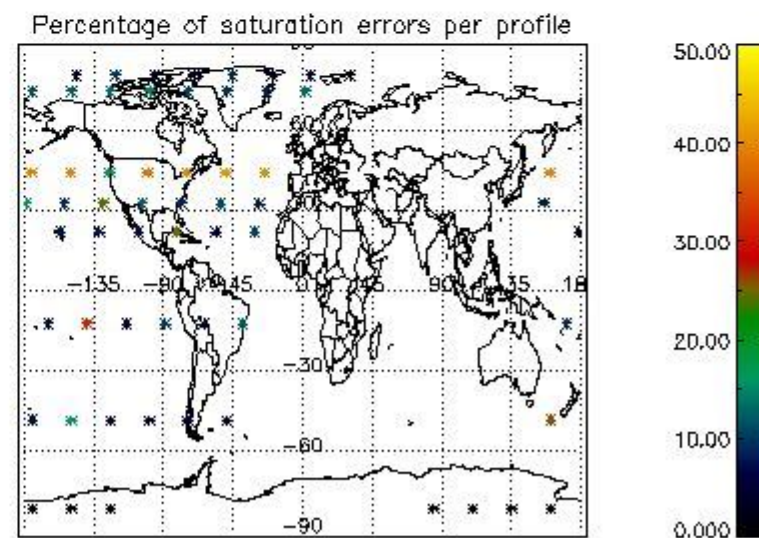
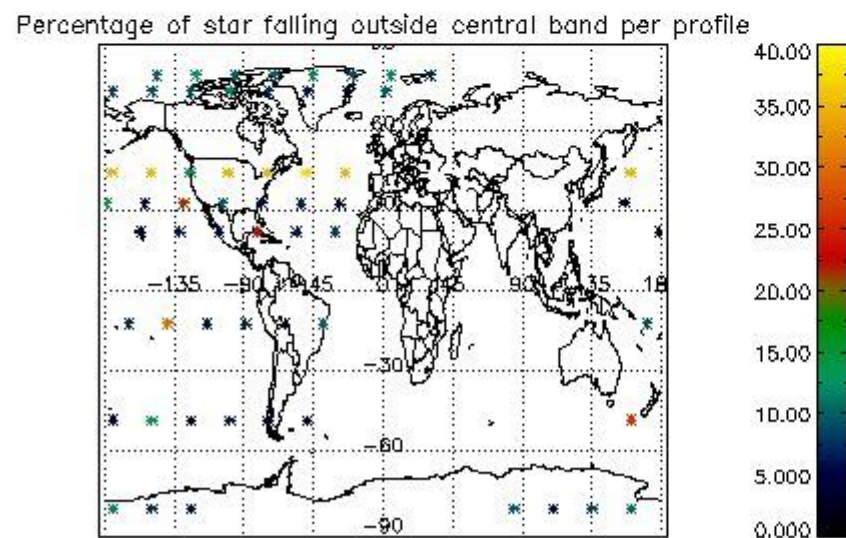
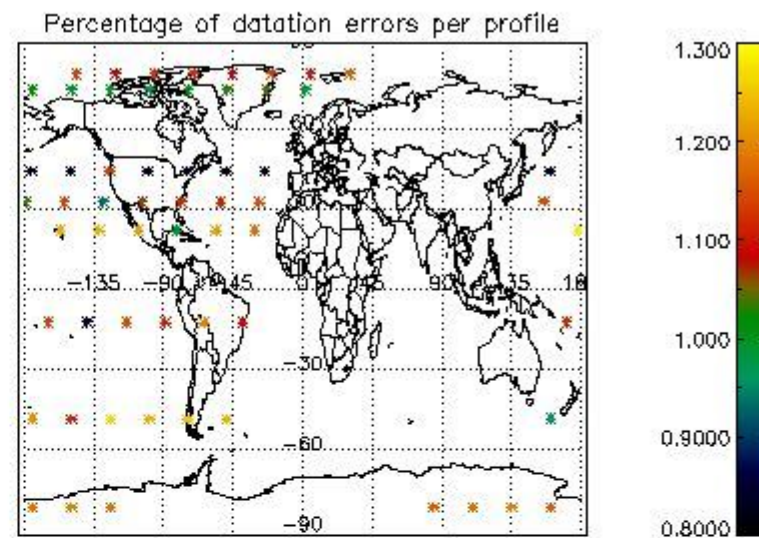
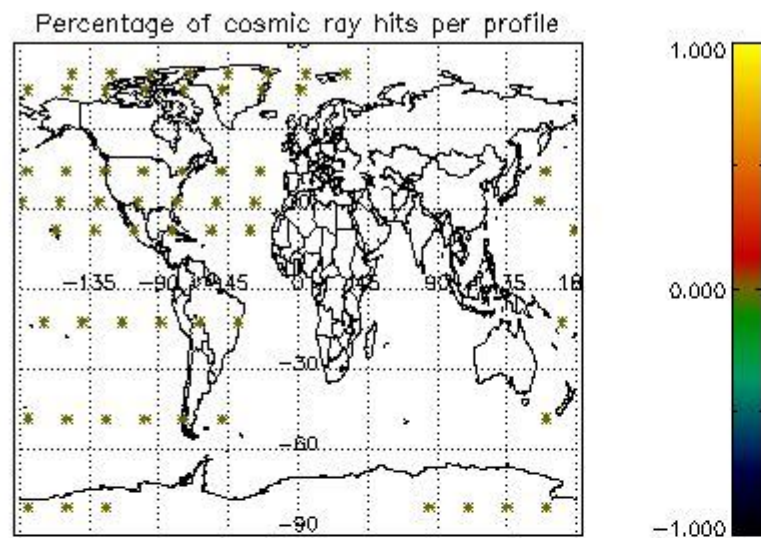
Percentage of star falling outside central band per profile



Percentage of saturation errors per profile



4.2.2 Plot level 1 quality information per product (world map): ENVISAT DESCENDING passes



5. Trace gas profiles

5.1 Ozone statistics based on quality of products

The final quality of the products can be "measured" using the STD (Standard Deviation) attached to every point profile. This information is written to the parameter GOM_NL__2P/NL_LOCAL_SPECIES_DENSITY/o3_std of the level 2 products. The table below shows the statistics for given STD ranges.

The statistics are given with respect to the overall valid production:

- Products without fatal errors: GOM_NL__2P/MPH/PRODUCT_ERR=0
- Valid point profile: GOM_NL__2P/NL_LOCAL_SPECIES_DENSITY/pcd(0)=0

The 'Criteria' is applied to valid points of dark limb products:

- Products in dark limb illumination condition: GOM_NL__2P/NL_SUMMARY_QUALITY/obs_ill_cond=0
- Products without fatal errors: GOM_NL__2P/MPH/PRODUCT_ERR=0
- Valid point profile: GOM_NL__2P/NL_LOCAL_SPECIES_DENSITY/pcd(0)=0

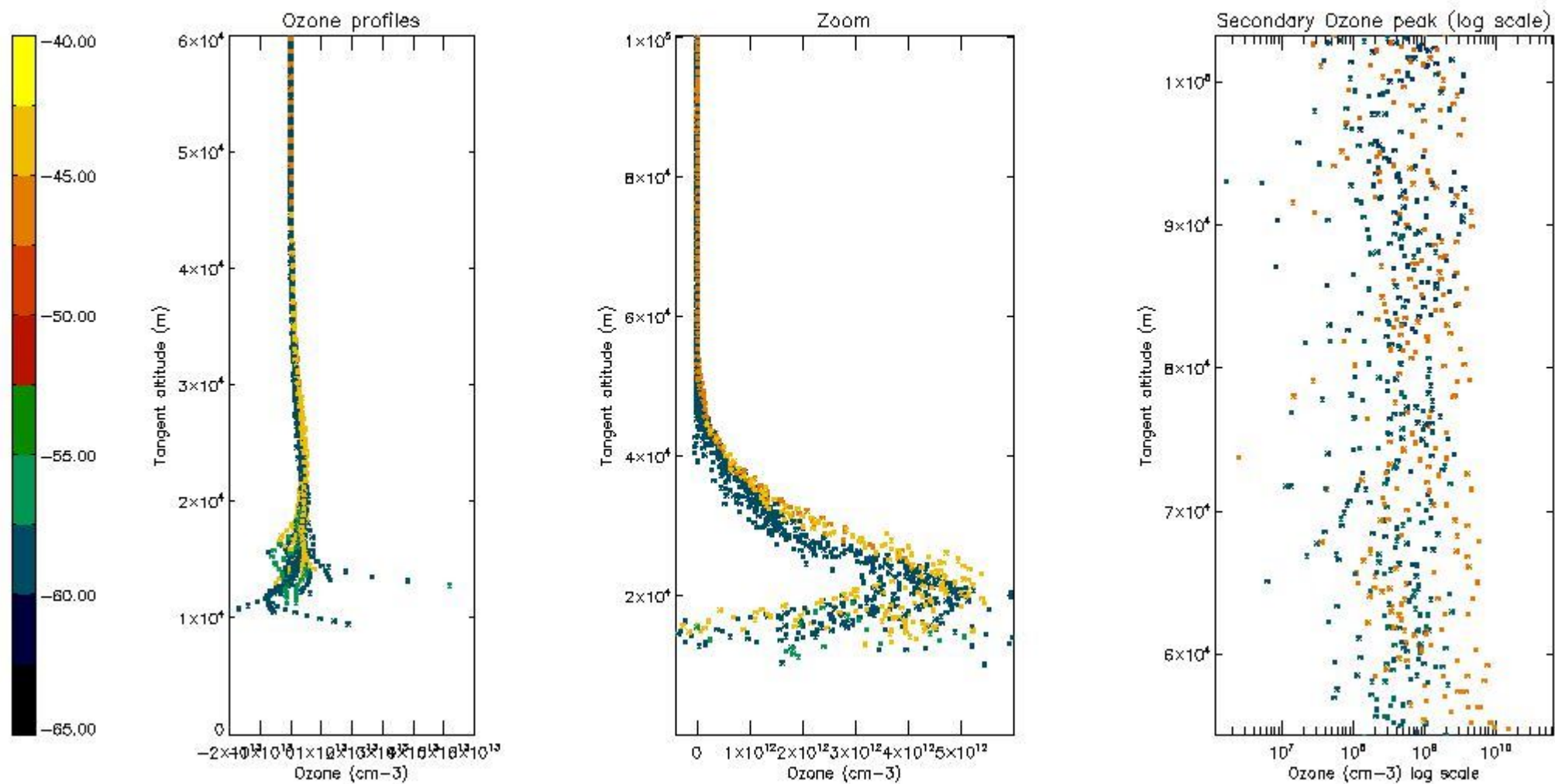
So, the table below shows the percentage of dark limb and valid observations for each criteria with respect to the overall valid daily observations.

Criteria	% of total production
All STD	21
STD < 20	5

STD < 10	1
STD < 5	0

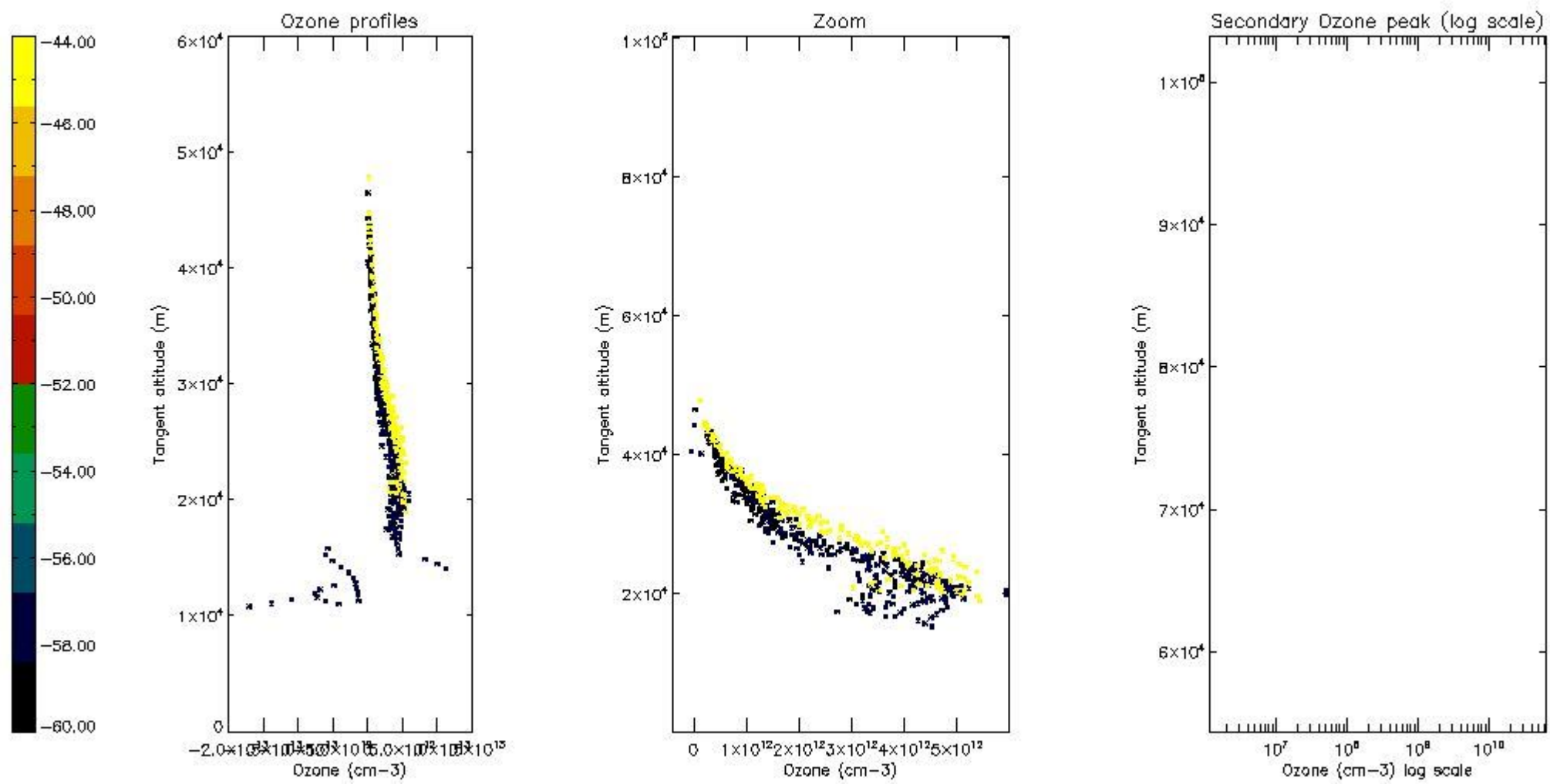
5.2 Plot ozone profiles for all STD (dark without errors)

The colorbar represents the latitude.



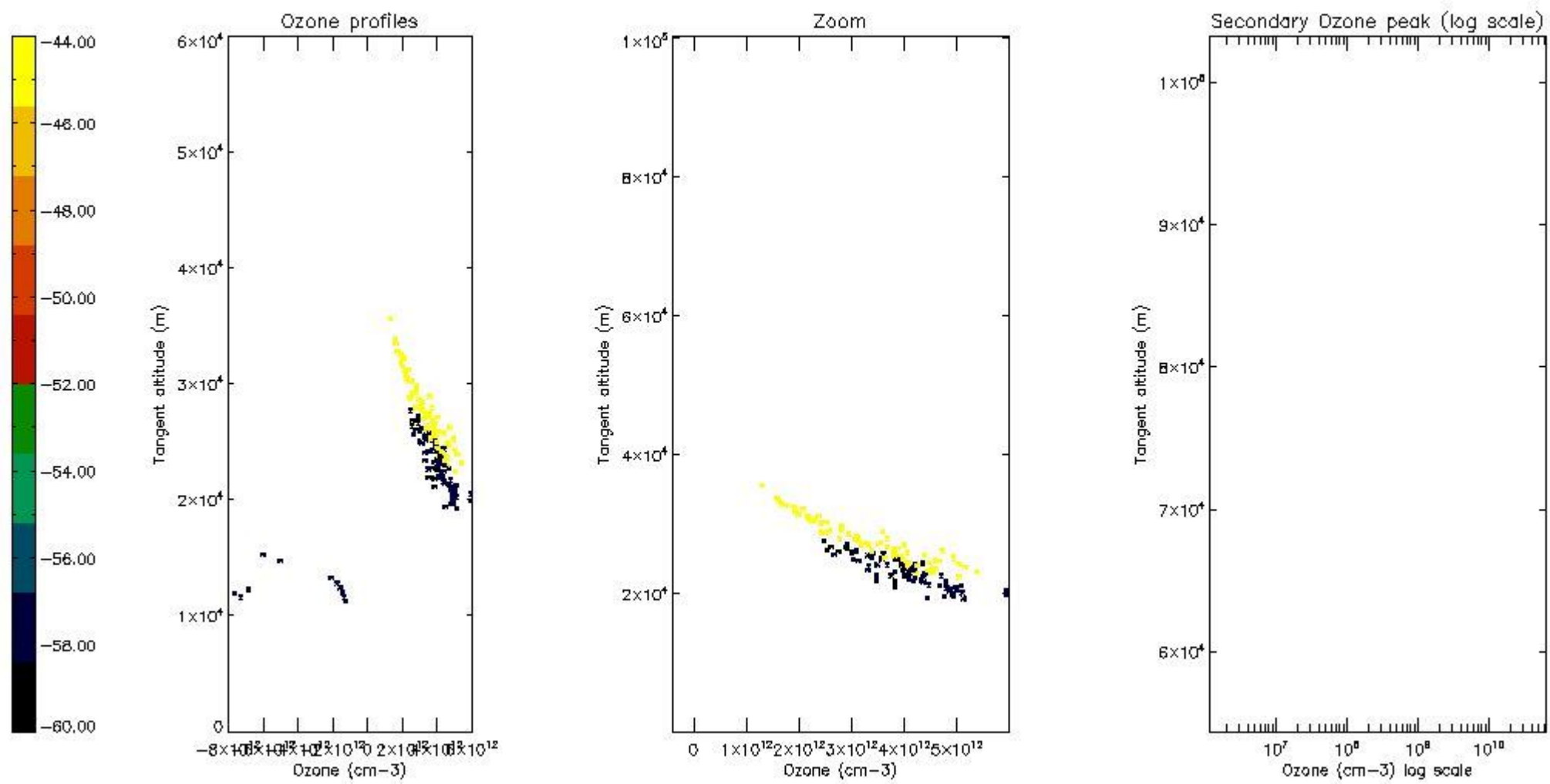
5.3 Plot ozone profiles where STD < 20% (dark without errors)

The colorbar represents the latitude.



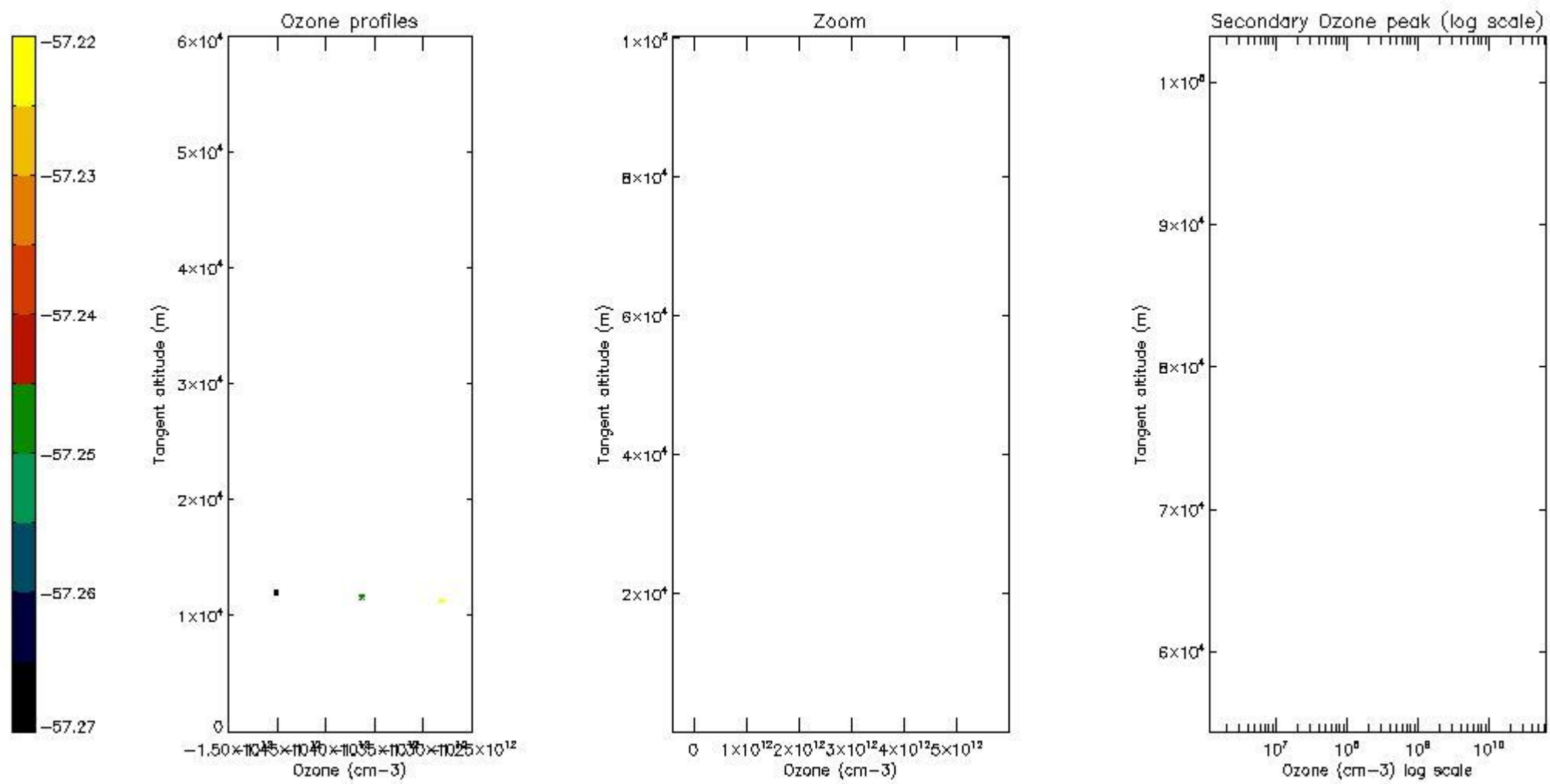
5.4 Plot ozone profiles where STD < 10% (dark without errors)

The colorbar represents the latitude.



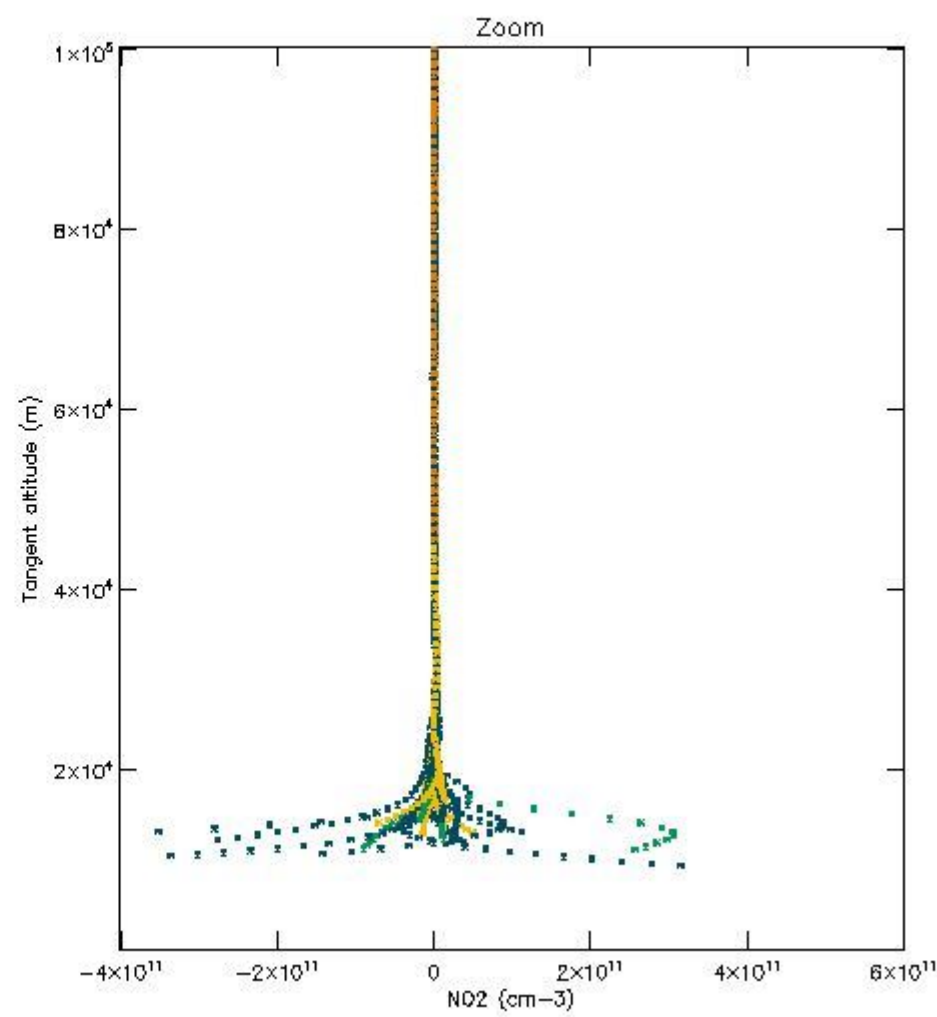
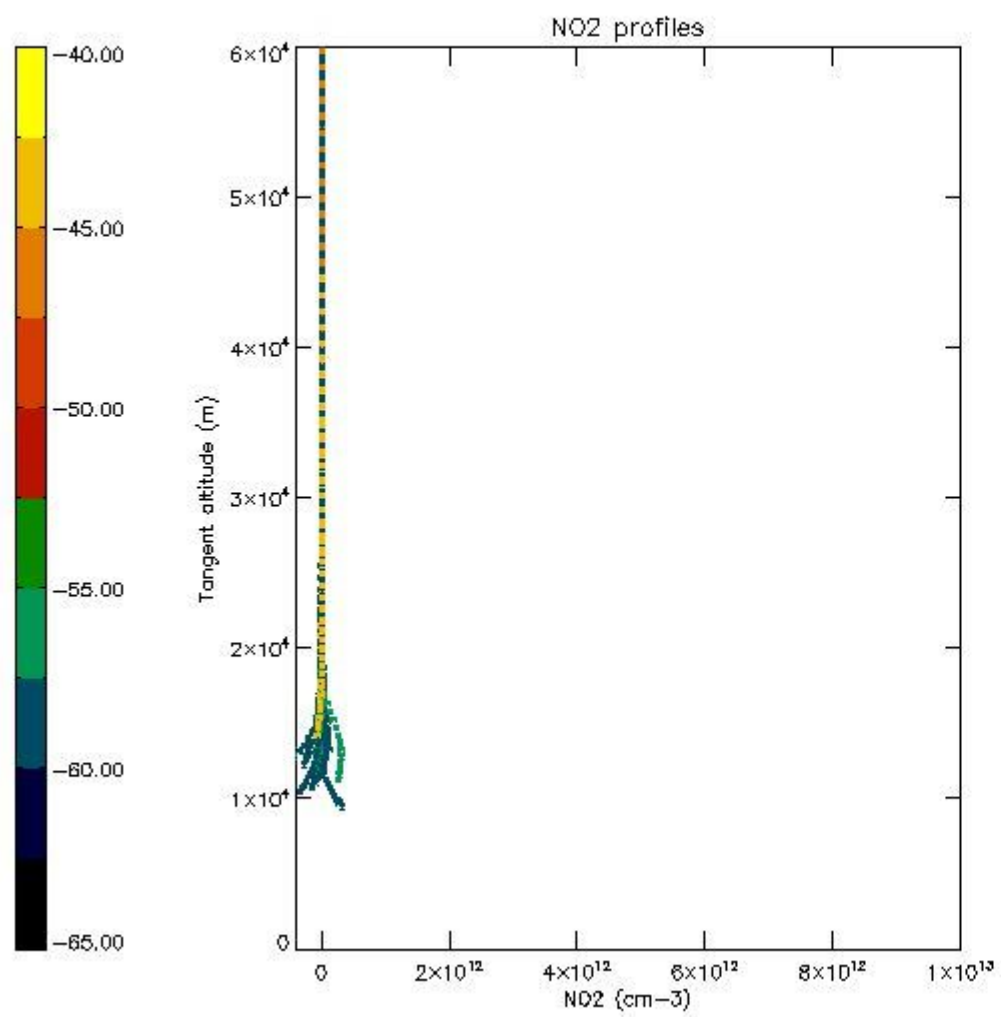
5.5 Plot ozone profiles where $STD < 5\%$ (dark without errors)

The colorbar represents the latitude.



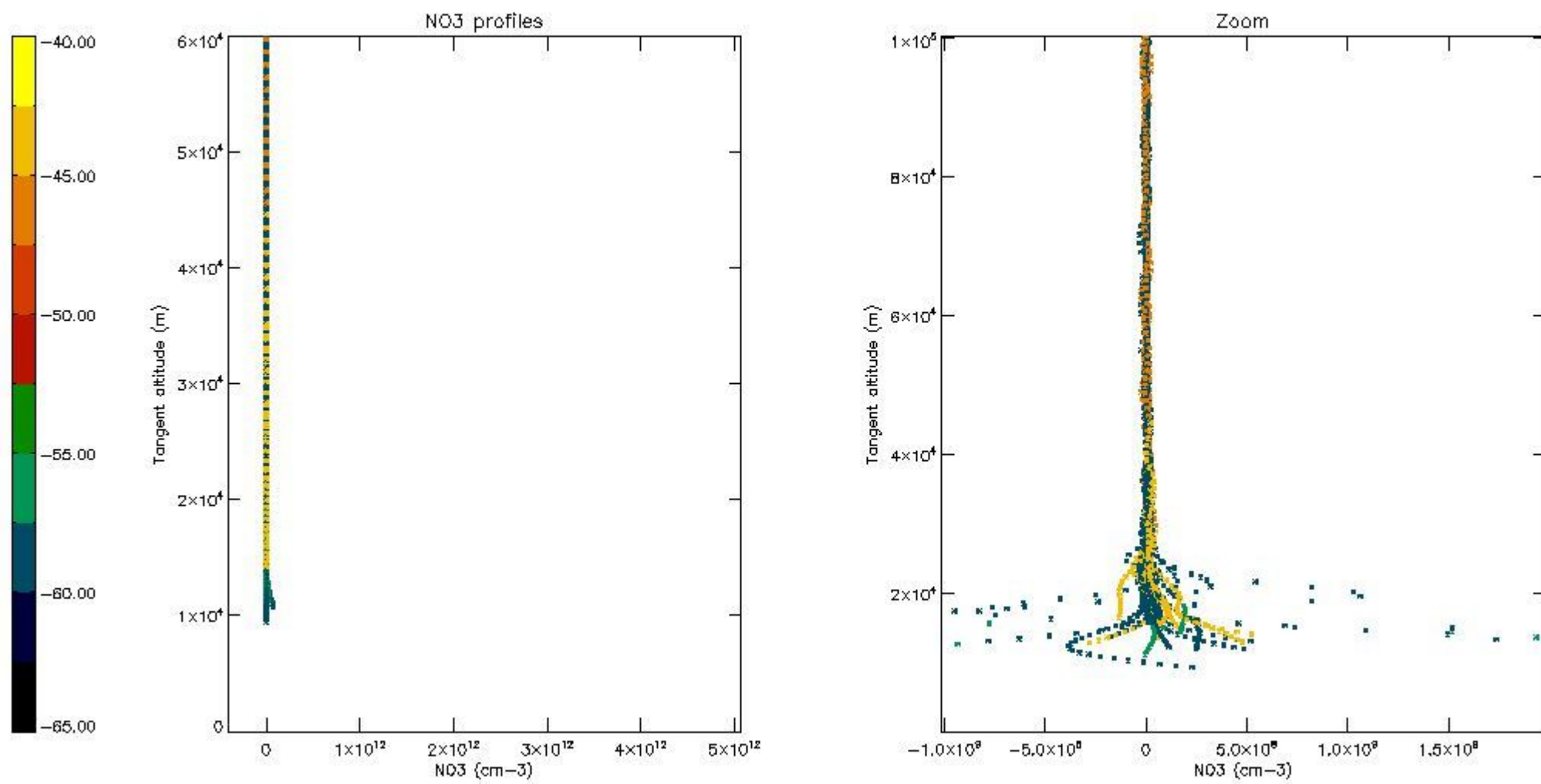
5.6 Plot NO₂ profiles for all STD (dark without errors)

The colorbar represents the latitude.



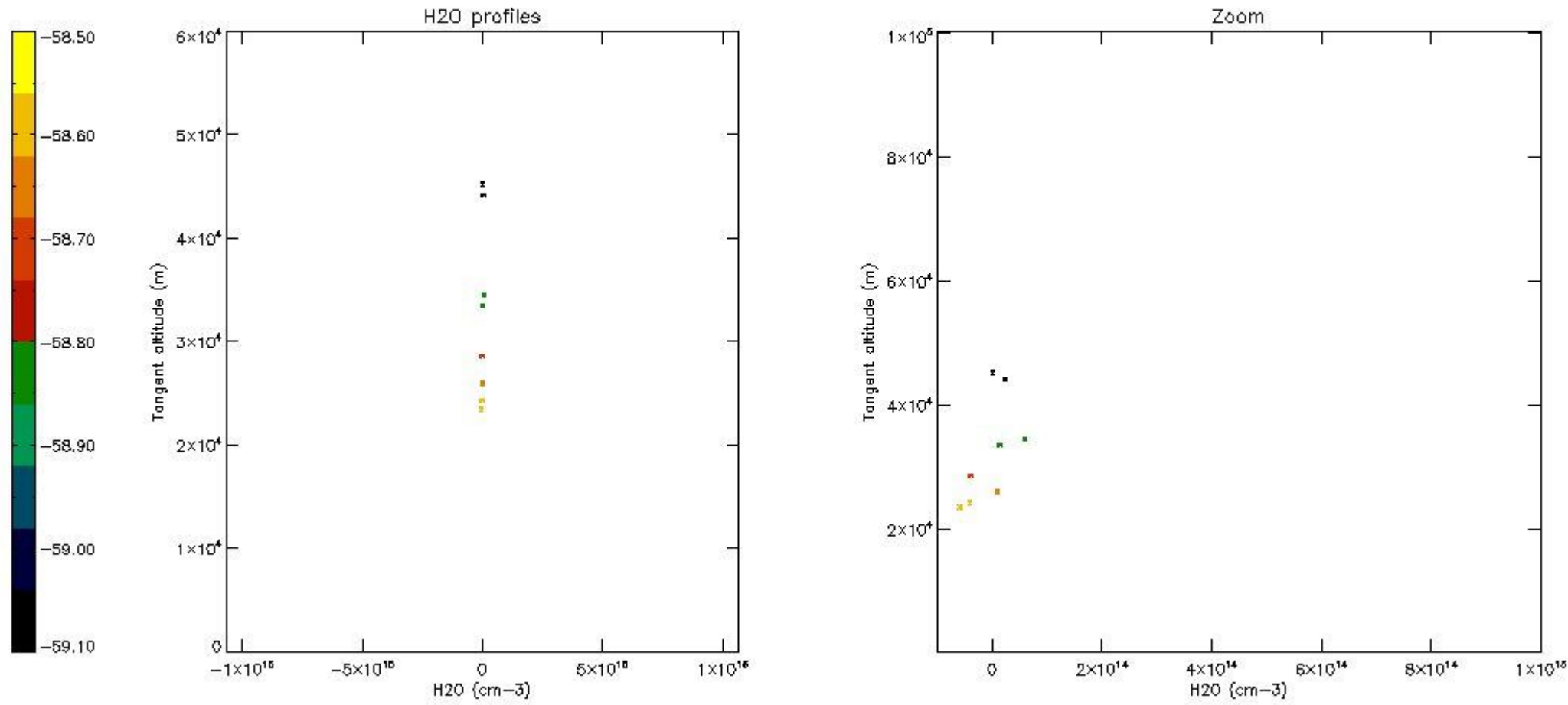
5.7 Plot NO3 profiles for all STD (dark without errors)

The colorbar represents the latitude.



5.8 Plot H₂O profiles for all STD (only for occultations of stars 1,2,3,4,13,14,16,26,63 dark without errors)

The colorbar represents the latitude.



6. Auxiliary Data Files used for the production reported in section 2

The number reported in the third column indicates since which file (see list in section 2) the corresponding auxiliary file has been used. The fourth column is the date of those product files.

Type	Auxiliary Filename	Used since product	Used since product date
INST_PHYS_CHARACTERISTICS	GOM_INS_AXVIEC20091111_143220_20030716_120000_20500101_000000	1	29-APR-2009 11:56:06
LEVEL-2_PROC_CONFIG	GOM_PR2_AXVIEC20091111_152718_20020301_000000_20500101_000000	1	29-APR-2009 11:56:06
CROSS_SECTIONS_FILE	GOM_CRS_AXVIEC20091111_154832_20020301_000000_20500101_000000	1	29-APR-2009 11:56:06

GOMOS Level 2 Daily Report

SUMMARY

[1. General Info](#)

[2. Summary of processed GOM_NL_2P products](#)

[3. Level 2 Quality information per product](#)

[3.1 Plot of level 2 quality information per product \(time dependant\)](#)

[3.2 Plot of level 2 quality information per product \(world map\)](#)

[4. Level 1 Quality information per product \(stored on level 2 products\)](#)

[4.1 Plot of level 1 quality information per product \(time dependant\)](#)

[4.1.1 Plot of level 1 quality information per product \(time dependant\): ASCENDING](#)

[4.1.2 Plot of level 1 quality information per product \(time dependant\): DESCENDING](#)

[4.2 Plot of level 1 quality information per product \(world map\)](#)

[4.2.1 Plot of level 1 quality information per product \(world map\): ASCENDING](#)

[4.2.2 Plot of level 1 quality information per product \(world map\): DESCENDING](#)

[5. Ozone profiles based on quality statistics and other trace gas profiles](#)

[5.1 Ozone statistics based on quality of products](#)

[5.2 Plot ozone profiles for all STD \(dark without errors\)](#)

[5.3 Plot ozone profiles where STD < 20% \(dark without errors\)](#)

[5.4. Plot ozone profiles where STD < 10% \(dark without errors\)](#)

[5.5. Plot ozone profiles where STD < 5% \(dark without errors\)](#)

[5.6 Plot NO2 profiles for all STD \(dark without errors\)](#)

[5.7 Plot NO3 profiles for all STD \(dark without errors\)](#)

[5.8 Plot H2O profiles \(only for occultations of stars 1,2,3,4,13,14,16,26,63 dark without errors\) for all STD](#)

[6. Auxiliary Data Files used for the production reported in section 2](#)

This report presents the daily analysis on parameters extracted from GOMOS level 2 data (GOM_NL__2P). It is intended to monitor some important parameters that will impact the quality of these products. A list of level 2 products (and content) that have arrived during the reporting day to the PCF is also given.

Item	Value
Time of report generation	26APR2013 09:08:02
Data source version	GOMOS/6.01
Start time of products	29-04-2009 (29APR2009 00:00:00)
Stop time of products	30-04-2009 (30APR2009 00:00:00)
Store outputs in DB	Yes
Nb of level 2 prods	124
Nb of prods with errors	1

2. Summary of processed GOM_NL__2P products.

Nr	Filename	UTC Start time	Limb	Duration	Star Id	Star Name	Star Mag	Star Temp	Nb Meas	Orbit	Prod. error
1	GOM_NL__2PRFIN20090429_115606_000000642078_00324_37452_1116.N1	29-APR-2009 11:56:06	Dark	63.500	80	7Del Sco	2.3160	30000.	127	37452	Yes
2	GOM_NL__2PRFIN20090429_115920_000000432078_00324_37452_1117.N1	29-APR-2009 11:59:20	Bright	43.000	122	9Alp2Lib	2.7470	9700.0	86	37452	No
3	GOM_NL__2PRFIN20090429_120142_000000512078_00324_37452_1118.N1	29-APR-2009 12:01:42	Bright	50.500	104	27Bet Lib	2.6140	13100.	101	37452	No
4	GOM_NL__2PRFIN20090429_121043_000000612078_00324_37452_1119.N1	29-APR-2009 12:10:43	Bright	61.000	3	16Alp Boo	-0.050000	4250.0	122	37452	No
5	GOM_NL__2PRFIN20090429_121359_000000442078_00324_37452_1120.N1	29-APR-2009 12:13:59	Bright	43.500	83		2.3780	11000.	87	37452	No
6	GOM_NL__2PRFIN20090429_121658_000000432078_00324_37452_1121.N1	29-APR-2009 12:16:58	Bright	42.500	180	27Gam Boo	3.0400	8000.0	85	37452	No
7	GOM_NL__2PRFIN20090429_122635_000000462078_00324_37452_1122.N1	29-APR-2009 12:26:35	Bright	46.000	119	14Eta Dra	2.7270	4700.0	92	37452	No
8	GOM_NL__2PRFIN20090429_123646_000000412078_00324_37452_1123.N1	29-APR-2009 12:36:46	Bright	40.500	89	5Alp Cep	2.4510	8000.0	81	37452	No
9	GOM_NL__2PRFIN20090429_124757_000000432078_00324_37452_1124.N1	29-APR-2009 12:47:57	Bright	42.500	164	44Eta Peg	2.9480	5400.0	85	37452	No
10	GOM_NL__2PRFIN20090429_125628_000000672078_00324_37452_1125.N1	29-APR-2009 12:56:28	Dark	67.000	61	8Eps Peg	2.1000	3900.0	134	37452	No
11	GOM_NL__2PRFIN20090429_125854_000000532078_00324_37452_1126.N1	29-APR-2009 12:58:54	Dark	52.500	162	34Alp Aqr	2.9440	5350.0	105	37452	No
12	GOM_NL__2PRFIN20090429_130229_000000622078_00324_37452_1127.N1	29-APR-2009 13:02:29	Dark	62.000	154	22Bet Aqr	2.8990	5700.0	124	37452	No
13	GOM_NL__2PRFIN20090429_132538_000000602078_00325_37453_1132.N1	29-APR-2009 13:25:38	Straylight	60.000	40	The Sco	1.8590	7100.0	120	37453	No
14	GOM_NL__2PRFIN20090429_132721_000000632078_00325_37453_1133.N1	29-APR-2009 13:27:21	Straylight	62.500	25	35Lam Sco	1.6200	28000.	125	37453	No
15	GOM_NL__2PRFIN20090429_133034_000000612078_00325_37453_1134.N1	29-APR-2009 13:30:34	Straylight	61.000	75	26Eps Sco	2.2910	4250.0	122	37453	No
16	GOM_NL__2PRFIN20090429_133326_000000282078_00325_37453_1135.N1	29-APR-2009 13:33:26	Twi_and_stray	28.000	136	23Tau Sco	2.8220	30000.	56	37453	No
17	GOM_NL__2PRFIN20090429_133459_000000312078_00325_37453_1136.N1	29-APR-2009 13:34:59	Twi_and_stray	31.000	156	20Sig Sco	2.9030	28000.	62	37453	No
18	GOM_NL__2PRFIN20090429_133642_000000582078_00325_37453_1137.N1	29-APR-2009 13:36:42	Twi_and_stray	58.000	80	7Del Sco	2.3160	30000.	116	37453	No
19	GOM_NL__2PRFIN20090429_133956_000000462078_00325_37453_1138.N1	29-APR-2009 13:39:56	Bright	45.500	122	9Alp2Lib	2.7470	9700.0	91	37453	No
20	GOM_NL__2PRFIN20090429_134217_000000482078_00325_37453_1139.N1	29-APR-2009 13:42:17	Bright	48.000	104	27Bet Lib	2.6140	13100.	96	37453	No
21	GOM_NL__2PRFIN20090429_135118_000000612078_00325_37453_1140.N1	29-APR-2009 13:51:18	Bright	61.000	3	16Alp Boo	-0.050000	4250.0	122	37453	No
22	GOM_NL__2PRFIN20090429_135434_000000452078_00325_37453_1141.N1	29-APR-2009 13:54:34	Bright	45.000	83		2.3780	11000.	90	37453	No
23	GOM_NL__2PRFIN20090429_135733_000000412078_00325_37453_1142.N1	29-APR-2009 13:57:33	Bright	41.000	180	27Gam Boo	3.0400	8000.0	82	37453	No
24	GOM_NL__2PRFIN20090429_140711_000000422078_00325_37453_1143.N1	29-APR-2009 14:07:11	Bright	42.000	119	14Eta Dra	2.7270	4700.0	84	37453	No
25	GOM_NL__2PRFIN20090429_141722_000000402078_00325_37453_1144.N1	29-APR-2009 14:17:22	Bright	40.000	89	5Alp Cep	2.4510	8000.0	80	37453	No
26	GOM_NL__2PRFIN20090429_142833_000000422078_00325_37453_1145.N1	29-APR-2009 14:28:33	Bright	42.000	164	44Eta Peg	2.9480	5400.0	84	37453	No
27	GOM_NL__2PRFIN20090429_143705_000000632078_00325_37453_1146.N1	29-APR-2009 14:37:05	Dark	63.000	61	8Eps Peg	2.1000	3900.0	126	37453	No
28	GOM_NL__2PRFIN20090429_143931_000000512078_00325_37453_1147.N1	29-APR-2009 14:39:31	Dark	50.500	162	34Alp Aqr	2.9440	5350.0	101	37453	No
29	GOM_NL__2PRFIN20090429_144306_000000622078_00325_37453_1148.N1	29-APR-2009 14:43:06	Dark	61.500	154	22Bet Aqr	2.8990	5700.0	123	37453	No
30	GOM_NL__2PRFIN20090429_150614_000000622078_00326_37454_1148.N1	29-APR-2009 15:06:14	Straylight	61.500	40	The Sco	1.8590	7100.0	123	37454	No
31	GOM_NL__2PRFIN20090429_150758_000000632078_00326_37454_1149.N1	29-APR-2009 15:07:58	Straylight	62.500	25	35Lam Sco	1.6200	28000.	125	37454	No
32	GOM_NL__2PRFIN20090429_151110_000000632078_00326_37454_1150.N1	29-APR-2009 15:11:10	Straylight	62.500	75	26Eps Sco	2.2910	4250.0	125	37454	No
33	GOM_NL__2PRFIN20090429_151402_000000312078_00326_37454_1151.N1	29-APR-2009 15:14:02	Twi_and_stray	31.000	136	23Tau Sco	2.8220	30000.	62	37454	No
34	GOM_NL__2PRFIN20090429_151535_000000352078_00326_37454_1152.N1	29-APR-2009 15:15:35	Twi_and_stray	35.000	156	20Sig Sco	2.9030	28000.	70	37454	No
35	GOM_NL__2PRFIN20090429_151718_000000612078_00326_37454_1153.N1	29-APR-2009 15:17:18	Twi_and_stray	60.500	80	7Del Sco	2.3160	30000.	121	37454	No
36	GOM_NL__2PRFIN20090429_152032_000000442078_00326_37454_1154.N1	29-APR-2009 15:20:32	Bright	44.000	122	9Alp2Lib	2.7470	9700.0	88	37454	No
37	GOM_NL__2PRFIN20090429_152253_000000492078_00326_37454_1155.N1	29-APR-2009 15:22:53	Bright	48.500	104	27Bet Lib	2.6140	13100.	97	37454	No
38	GOM_NL__2PRFIN20090429_153154_000000602078_00326_37454_1156.N1	29-APR-2009 15:31:54	Bright	60.000	3	16Alp Boo	-0.050000	4250.0	120	37454	No
39	GOM_NL__2PRFIN20090429_153509_000000452078_00326_37454_1157.N1	29-APR-2009 15:35:09	Bright	45.000	83		2.3780	11000.	90	37454	No
40	GOM_NL__2PRFIN20090429_153808_000000502078_00326_37454_1158.N1	29-APR-2009 15:38:08	Bright	50.000	180	27Gam Boo	3.0400	8000.0	100	37454	No
41	GOM_NL__2PRFIN20090429_154746_000000452078_00326_37454_1159.N1	29-APR-2009 15:47:46	Bright	45.000	119	14Eta Dra	2.7270	4700.0	90	37454	No
42	GOM_NL__2PRFIN20090429_155757_000000412078_00326_37454_1160.N1	29-APR-2009 15:57:57	Bright	40.500	89	5Alp Cep	2.4510	8000.0	81	37454	No

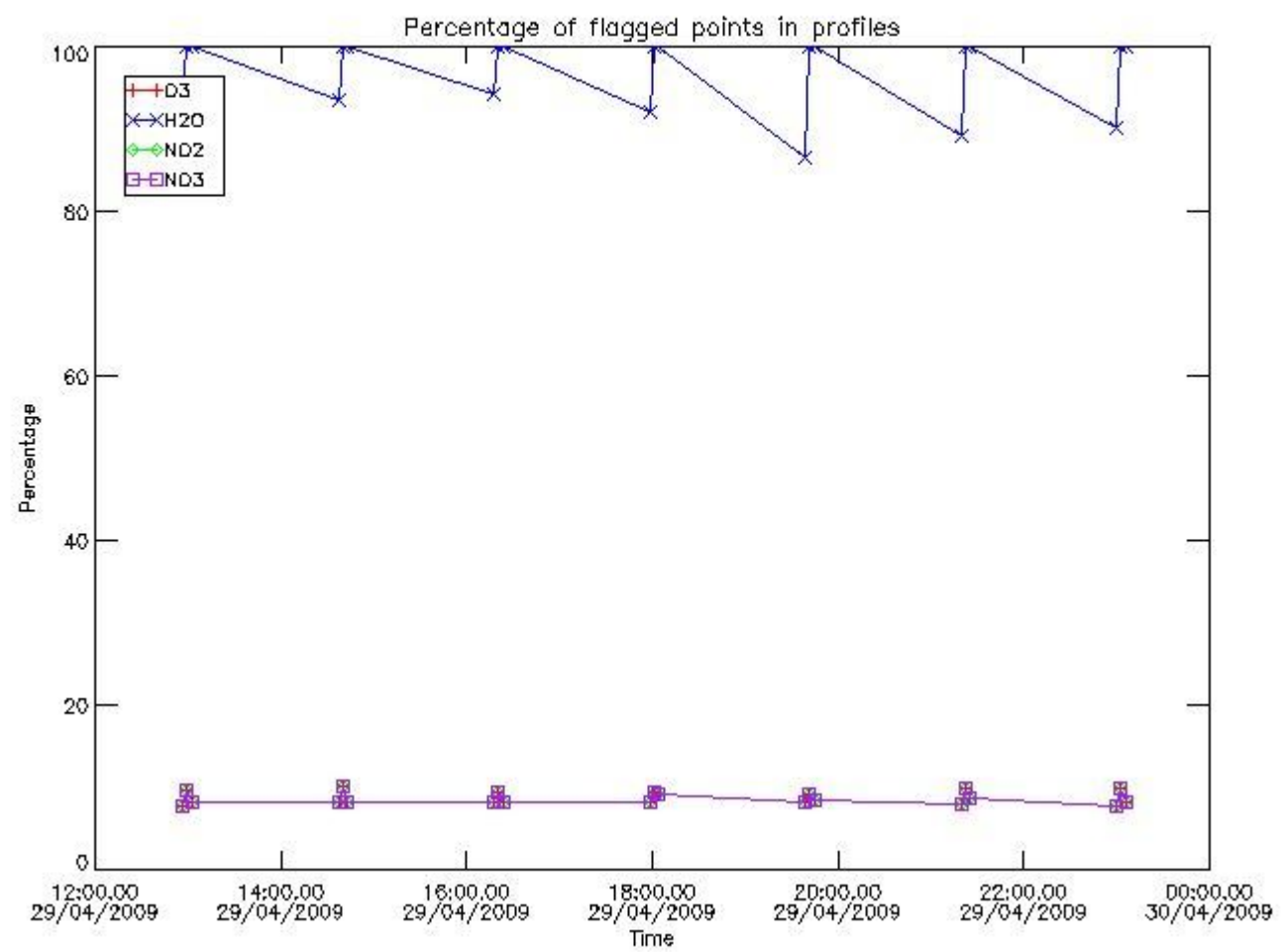
43	GOM_NL__2PRFIN20090429_160910_000000432078_00326_37454_1161.N1	29-APR-2009 16:09:10	Bright	42.500	164	44Eta Peg	2.9480	5400.0	85	37454	No
44	GOM_NL__2PRFIN20090429_161741_000000622078_00326_37454_1162.N1	29-APR-2009 16:17:41	Dark	61.500	61	8Eps Peg	2.1000	3900.0	123	37454	No
45	GOM_NL__2PRFIN20090429_162008_000000542078_00326_37454_1163.N1	29-APR-2009 16:20:08	Dark	54.000	162	34Alp Aqr	2.9440	5350.0	108	37454	No
46	GOM_NL__2PRFIN20090429_162343_000000632078_00326_37454_1164.N1	29-APR-2009 16:23:43	Dark	62.500	154	22Bet Aqr	2.8990	5700.0	125	37454	No
47	GOM_NL__2PRFIN20090429_164651_000000562078_00327_37455_1162.N1	29-APR-2009 16:46:51	Straylight	55.500	40	The Sco	1.8590	7100.0	111	37455	No
48	GOM_NL__2PRFIN20090429_164835_000000632078_00327_37455_1163.N1	29-APR-2009 16:48:35	Straylight	62.500	25	35Lam Sco	1.6200	28000.	125	37455	No
49	GOM_NL__2PRFIN20090429_165147_000000642078_00327_37455_1164.N1	29-APR-2009 16:51:47	Straylight	64.000	75	26Eps Sco	2.2910	4250.0	128	37455	No
50	GOM_NL__2PRFIN20090429_165439_000000312078_00327_37455_1165.N1	29-APR-2009 16:54:39	Twi_and_stray	31.000	136	23Tau Sco	2.8220	30000.	62	37455	No
51	GOM_NL__2PRFIN20090429_165612_000000352078_00327_37455_1166.N1	29-APR-2009 16:56:12	Twi_and_stray	35.000	156	20Sig Sco	2.9030	28000.	70	37455	No
52	GOM_NL__2PRFIN20090429_165755_000000632078_00327_37455_1167.N1	29-APR-2009 16:57:55	Twi_and_stray	63.000	80	7Del Sco	2.3160	30000.	126	37455	No
53	GOM_NL__2PRFIN20090429_170108_000000462078_00327_37455_1168.N1	29-APR-2009 17:01:08	Bright	46.000	122	9Alp2Lib	2.7470	9700.0	92	37455	No
54	GOM_NL__2PRFIN20090429_170329_000000492078_00327_37455_1169.N1	29-APR-2009 17:03:29	Bright	49.000	104	27Bet Lib	2.6140	13100.	98	37455	No
55	GOM_NL__2PRFIN20090429_171229_000000602078_00327_37455_1170.N1	29-APR-2009 17:12:29	Bright	60.000	3	16Alp Boo	-0.050000	4250.0	120	37455	No
56	GOM_NL__2PRFIN20090429_171545_000000472078_00327_37455_1171.N1	29-APR-2009 17:15:45	Bright	47.000	83		2.3780	11000.	94	37455	No
57	GOM_NL__2PRFIN20090429_171844_000000412078_00327_37455_1172.N1	29-APR-2009 17:18:44	Bright	41.000	180	27Gam Boo	3.0400	8000.0	82	37455	No
58	GOM_NL__2PRFIN20090429_172821_000000442078_00327_37455_1173.N1	29-APR-2009 17:28:21	Bright	43.500	119	14Eta Dra	2.7270	4700.0	87	37455	No
59	GOM_NL__2PRFIN20090429_173833_000000402078_00327_37455_1174.N1	29-APR-2009 17:38:33	Bright	39.500	89	5Alp Cep	2.4510	8000.0	79	37455	No
60	GOM_NL__2PRFIN20090429_174945_000000432078_00327_37455_1175.N1	29-APR-2009 17:49:45	Bright	43.000	164	44Eta Peg	2.9480	5400.0	86	37455	No
61	GOM_NL__2PRFIN20090429_175818_000000632078_00327_37455_1176.N1	29-APR-2009 17:58:18	Dark	62.500	61	8Eps Peg	2.1000	3900.0	125	37455	No
62	GOM_NL__2PRFIN20090429_180045_000000542078_00327_37455_1177.N1	29-APR-2009 18:00:45	Dark	54.000	162	34Alp Aqr	2.9440	5350.0	108	37455	No
63	GOM_NL__2PRFIN20090429_180421_000000612078_00327_37455_1178.N1	29-APR-2009 18:04:21	Dark	60.500	154	22Bet Aqr	2.8990	5700.0	121	37455	No
64	GOM_NL__2PRFIN20090429_182728_000000572078_00328_37456_1180.N1	29-APR-2009 18:27:28	Straylight	56.500	40	The Sco	1.8590	7100.0	113	37456	No
65	GOM_NL__2PRFIN20090429_182912_000000592078_00328_37456_1181.N1	29-APR-2009 18:29:12	Straylight	59.000	25	35Lam Sco	1.6200	28000.	118	37456	No
66	GOM_NL__2PRFIN20090429_183224_000000642078_00328_37456_1182.N1	29-APR-2009 18:32:24	Straylight	64.000	75	26Eps Sco	2.2910	4250.0	128	37456	No
67	GOM_NL__2PRFIN20090429_183516_000000352078_00328_37456_1183.N1	29-APR-2009 18:35:16	Twi_and_stray	35.000	136	23Tau Sco	2.8220	30000.	70	37456	No
68	GOM_NL__2PRFIN20090429_183648_000000392078_00328_37456_1184.N1	29-APR-2009 18:36:48	Twi_and_stray	39.000	156	20Sig Sco	2.9030	28000.	78	37456	No
69	GOM_NL__2PRFIN20090429_183831_000000562078_00328_37456_1185.N1	29-APR-2009 18:38:31	Twi_and_stray	56.000	80	7Del Sco	2.3160	30000.	112	37456	No
70	GOM_NL__2PRFIN20090429_184144_000000452078_00328_37456_1186.N1	29-APR-2009 18:41:44	Bright	44.500	122	9Alp2Lib	2.7470	9700.0	89	37456	No
71	GOM_NL__2PRFIN20090429_184405_000000522078_00328_37456_1187.N1	29-APR-2009 18:44:05	Bright	51.500	104	27Bet Lib	2.6140	13100.	103	37456	No
72	GOM_NL__2PRFIN20090429_185306_000000442078_00328_37456_1188.N1	29-APR-2009 18:53:06	Bright	44.000	3	16Alp Boo	-0.050000	4250.0	88	37456	No
73	GOM_NL__2PRFIN20090429_185620_000000542078_00328_37456_1189.N1	29-APR-2009 18:56:20	Bright	53.500	83		2.3780	11000.	107	37456	No
74	GOM_NL__2PRFIN20090429_185920_000000412078_00328_37456_1190.N1	29-APR-2009 18:59:20	Bright	40.500	180	27Gam Boo	3.0400	8000.0	81	37456	No
75	GOM_NL__2PRFIN20090429_190856_000000602078_00328_37456_1191.N1	29-APR-2009 19:08:56	Bright	59.500	119	14Eta Dra	2.7270	4700.0	119	37456	No
76	GOM_NL__2PRFIN20090429_191909_000000452078_00328_37456_1192.N1	29-APR-2009 19:19:09	Bright	45.000	89	5Alp Cep	2.4510	8000.0	90	37456	No
77	GOM_NL__2PRFIN20090429_193022_000000422078_00328_37456_1193.N1	29-APR-2009 19:30:22	Bright	42.000	164	44Eta Peg	2.9480	5400.0	84	37456	No
78	GOM_NL__2PRFIN20090429_193855_000000632078_00328_37456_1194.N1	29-APR-2009 19:38:55	Dark	63.000	61	8Eps Peg	2.1000	3900.0	126	37456	No
79	GOM_NL__2PRFIN20090429_194121_000000562078_00328_37456_1195.N1	29-APR-2009 19:41:21	Dark	55.500	162	34Alp Aqr	2.9440	5350.0	111	37456	No
80	GOM_NL__2PRFIN20090429_194458_000000612078_00328_37456_1196.N1	29-APR-2009 19:44:58	Dark	60.500	154	22Bet Aqr	2.8990	5700.0	121	37456	No
81	GOM_NL__2PRFIN20090429_200805_000000592078_00329_37457_1193.N1	29-APR-2009 20:08:05	Straylight	58.500	40	The Sco	1.8590	7100.0	117	37457	No
82	GOM_NL__2PRFIN20090429_200949_000000632078_00329_37457_1194.N1	29-APR-2009 20:09:49	Straylight	63.000	25	35Lam Sco	1.6200	28000.	126	37457	No
83	GOM_NL__2PRFIN20090429_201300_000000612078_00329_37457_1195.N1	29-APR-2009 20:13:00	Straylight	60.500	75	26Eps Sco	2.2910	4250.0	121	37457	No
84	GOM_NL__2PRFIN20090429_201552_000000352078_00329_37457_1196.N1	29-APR-2009 20:15:52	Twi_and_stray	35.000	136	23Tau Sco	2.8220	30000.	70	37457	No
85	GOM_NL__2PRFIN20090429_201725_000000392078_00329_37457_1197.N1	29-APR-2009 20:17:25	Twi_and_stray	39.000	156	20Sig Sco	2.9030	28000.	78	37457	No
86	GOM_NL__2PRFIN20090429_201907_000000632078_00329_37457_1198.N1	29-APR-2009 20:19:07	Twi_and_stray	63.000	80	7Del Sco	2.3160	30000.	126	37457	No
87	GOM_NL__2PRFIN20090429_202220_000000452078_00329_37457_1199.N1	29-APR-2009 20:22:20	Bright	44.500	122	9Alp2Lib	2.7470	9700.0	89	37457	No
88	GOM_NL__2PRFIN20090429_202441_000000502078_00329_37457_1200.N1	29-APR-2009 20:24:41	Bright	50.000	104	27Bet Lib	2.6140	13100.	100	37457	No
89	GOM_NL__2PRFIN20090429_203341_000000602078_00329_37457_1201.N1	29-APR-2009 20:33:41	Bright	60.000	3	16Alp Boo	-0.050000	4250.0	120	37457	No
90	GOM_NL__2PRFIN20090429_203656_000000442078_00329_37457_1202.N1	29-APR-2009 20:36:56	Bright	44.000	83		2.3780	11000.	88	37457	No
91	GOM_NL__2PRFIN20090429_203955_000000412078_00329_37457_1203.N1	29-APR-2009 20:39:55	Bright	40.500	180	27Gam Boo	3.0400	8000.0	81	37457	No
92	GOM_NL__2PRFIN20090429_204932_000000442078_00329_37457_1204.N1	29-APR-2009 20:49:32	Bright	44.000	119	14Eta Dra	2.7270	4700.0	88	37457	No
93	GOM_NL__2PRFIN20090429_205945_000000422078_00329_37457_1205.N1	29-APR-2009 20:59:45	Bright	41.500	89	5Alp Cep	2.4510	8000.0	83	37457	No
94	GOM_NL__2PRFIN20090429_211058_000000432078_00329_37457_1206.N1	29-APR-2009 21:10:58	Bright	42.500	164	44Eta Peg	2.9480	5400.0	85	37457	No
95	GOM_NL__2PRFIN20090429_211932_000000652078_00329_37457_1207.N1	29-APR-2009 21:19:32	Dark	64.500	61	8Eps Peg	2.1000	3900.0	129	37457	No
96	GOM_NL__2PRFIN20090429_212158_000000562078_00329_37457_1208.N1	29-APR-2009 21:21:58	Dark	55.500	162	34Alp Aqr	2.9440	5350.0	111	37457	No
97	GOM_NL__2PRFIN20090429_212535_000000592078_00329_37457_1209.N1	29-APR-2009 21:25:35	Dark	58.500	154	22Bet Aqr	2.8990	5700.0	117	37457	No
98	GOM_NL__2PRFIN20090429_214842_000000502078_00330_37458_1212.N1	29-APR-2009 21:48:42	Straylight	49.500	40	The Sco	1.8590	7100.0	99	37458	No
99	GOM_NL__2PRFIN20090429_215026_000000642078_00330_37458_1213.N1	29-APR-2009 21:50:26	Straylight	64.000	25	35Lam Sco	1.6200	28000.	128	37458	No
100	GOM_NL__2PRFIN20090429_215337_000000632078_00330_37458_1214.N1	29-APR-2009 21:53:37	Straylight	63.000	75	26Eps Sco	2.2910	4250.0	126	37458	No
101	GOM_NL__2PRFIN20090429_215628_000000382078_00330_37458_1215.N1	29-APR-2009 21:56:28	Twi_and_stray	38.000	136	23Tau Sco	2.8220	30000.	76	37458	No

102	GOM_NL__2PRFIN20090429_215801_000000432078_00330_37458_1216.N1	29-APR-2009 21:58:01	Twilight	43.000	156	20Sig Sco	2.9030	28000.	86	37458	No
103	GOM_NL__2PRFIN20090429_215944_000000622078_00330_37458_1217.N1	29-APR-2009 21:59:44	Twilight	61.500	80	7Del Sco	2.3160	30000.	123	37458	No
104	GOM_NL__2PRFIN20090429_220257_000000462078_00330_37458_1218.N1	29-APR-2009 22:02:57	Bright	46.000	122	9Alp2Lib	2.7470	9700.0	92	37458	No
105	GOM_NL__2PRFIN20090429_220517_000000502078_00330_37458_1219.N1	29-APR-2009 22:05:17	Bright	50.000	104	27Bet Lib	2.6140	13100.	100	37458	No
106	GOM_NL__2PRFIN20090429_221416_000000602078_00330_37458_1220.N1	29-APR-2009 22:14:16	Bright	60.000	3	16Alp Boo	-0.050000	4250.0	120	37458	No
107	GOM_NL__2PRFIN20090429_221731_000000492078_00330_37458_1221.N1	29-APR-2009 22:17:31	Bright	48.500	83		2.3780	11000.	97	37458	No
108	GOM_NL__2PRFIN20090429_222031_000000392078_00330_37458_1222.N1	29-APR-2009 22:20:31	Bright	39.000	180	27Gam Boo	3.0400	8000.0	78	37458	No
109	GOM_NL__2PRFIN20090429_223007_000000452078_00330_37458_1223.N1	29-APR-2009 22:30:07	Bright	45.000	119	14Eta Dra	2.7270	4700.0	90	37458	No
110	GOM_NL__2PRFIN20090429_224020_000000522078_00330_37458_1224.N1	29-APR-2009 22:40:20	Bright	52.000	89	5Alp Cep	2.4510	8000.0	104	37458	No
111	GOM_NL__2PRFIN20090429_225134_000000432078_00330_37458_1225.N1	29-APR-2009 22:51:34	Bright	43.000	164	44Eta Peg	2.9480	5400.0	86	37458	No
112	GOM_NL__2PRFIN20090429_230008_000000662078_00330_37458_1226.N1	29-APR-2009 23:00:08	Dark	66.000	61	8Eps Peg	2.1000	3900.0	132	37458	No
113	GOM_NL__2PRFIN20090429_230235_000000522078_00330_37458_1227.N1	29-APR-2009 23:02:35	Dark	51.500	162	34Alp Aqr	2.9440	5350.0	103	37458	No
114	GOM_NL__2PRFIN20090429_230612_000000622078_00330_37458_1228.N1	29-APR-2009 23:06:12	Dark	61.500	154	22Bet Aqr	2.8990	5700.0	123	37458	No
115	GOM_NL__2PRFIN20090429_232918_000000592078_00331_37459_1228.N1	29-APR-2009 23:29:18	Straylight	58.500	40	The Sco	1.8590	7100.0	117	37459	No
116	GOM_NL__2PRFIN20090429_233103_000000562078_00331_37459_1229.N1	29-APR-2009 23:31:03	Straylight	55.500	25	35Lam Sco	1.6200	28000.	111	37459	No
117	GOM_NL__2PRFIN20090429_233414_000000602078_00331_37459_1230.N1	29-APR-2009 23:34:14	Straylight	59.500	75	26Eps Sco	2.2910	4250.0	119	37459	No
118	GOM_NL__2PRFIN20090429_233705_000000382078_00331_37459_1231.N1	29-APR-2009 23:37:05	Twilight	38.000	136	23Tau Sco	2.8220	30000.	76	37459	No
119	GOM_NL__2PRFIN20090429_233838_000000432078_00331_37459_1232.N1	29-APR-2009 23:38:38	Twilight	43.000	156	20Sig Sco	2.9030	28000.	86	37459	No
120	GOM_NL__2PRFIN20090429_234020_000000602078_00331_37459_1233.N1	29-APR-2009 23:40:20	Twilight	60.000	80	7Del Sco	2.3160	30000.	120	37459	No
121	GOM_NL__2PRFIN20090429_234332_000000442078_00331_37459_1234.N1	29-APR-2009 23:43:32	Bright	44.000	122	9Alp2Lib	2.7470	9700.0	88	37459	No
122	GOM_NL__2PRFIN20090429_234553_000000492078_00331_37459_1235.N1	29-APR-2009 23:45:53	Bright	49.000	104	27Bet Lib	2.6140	13100.	98	37459	No
123	GOM_NL__2PRFIN20090429_235452_000000602078_00331_37459_1236.N1	29-APR-2009 23:54:52	Bright	60.000	3	16Alp Boo	-0.050000	4250.0	120	37459	No
124	GOM_NL__2PRFIN20090429_235806_000000442078_00331_37459_1237.N1	29-APR-2009 23:58:06	Bright	43.500	83		2.3780	11000.	87	37459	No

3. Quality information per product

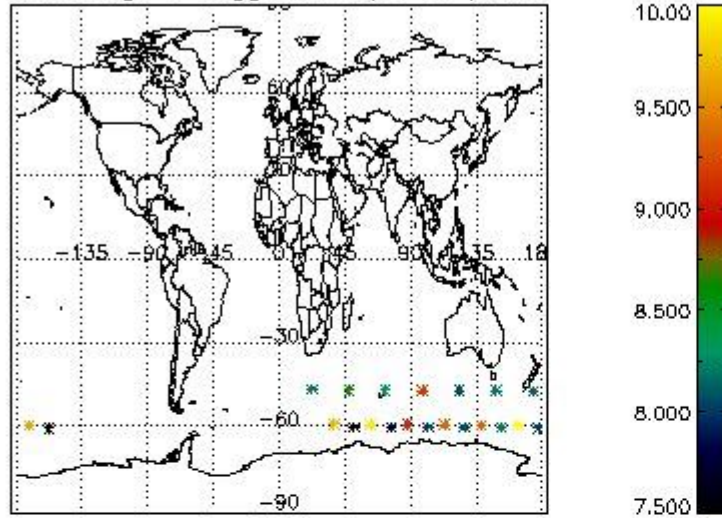
In this section it is plotted some information contained in the Quality Summary data set of the level 2 products. Only products in dark limb conditions and without errors (error flag in the MPH set to "0") are used.

3.1 Plot quality information per product (time dependant)

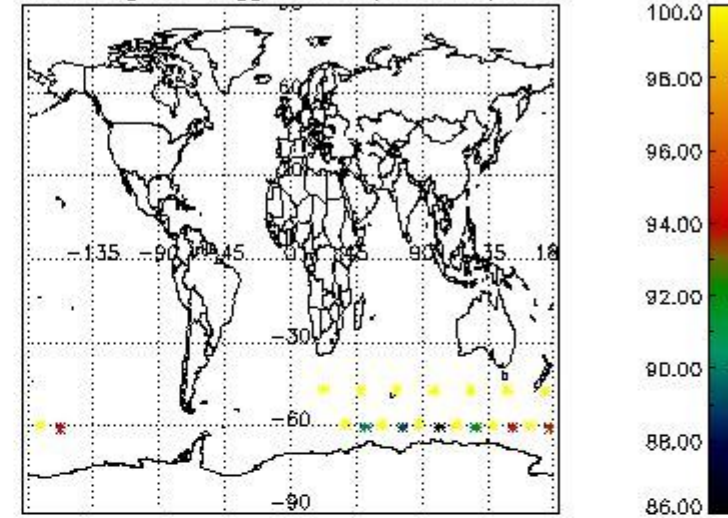


3.2 Plot quality information per product (world map)

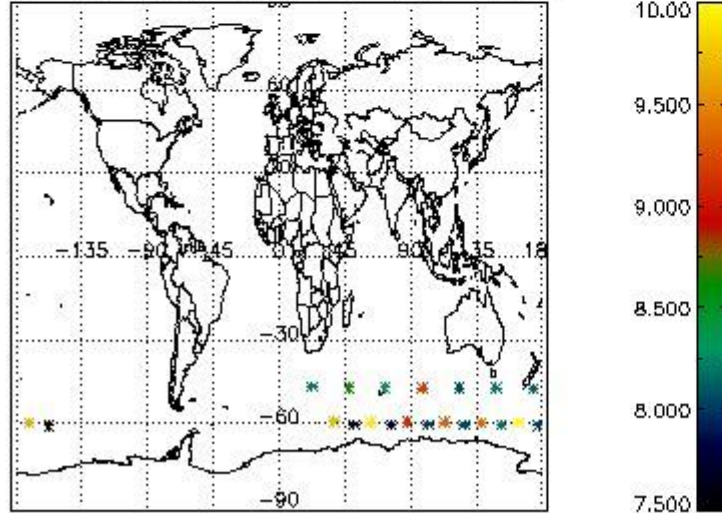
Percentage of flagged data per O3 profile



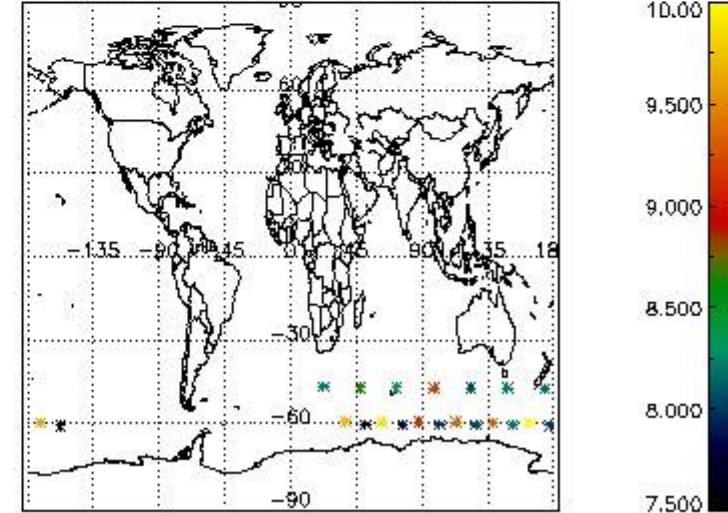
Percentage of flagged data per H2O profile



Percentage of flagged data per NO2 profile



Percentage of flagged data per NO3 profile

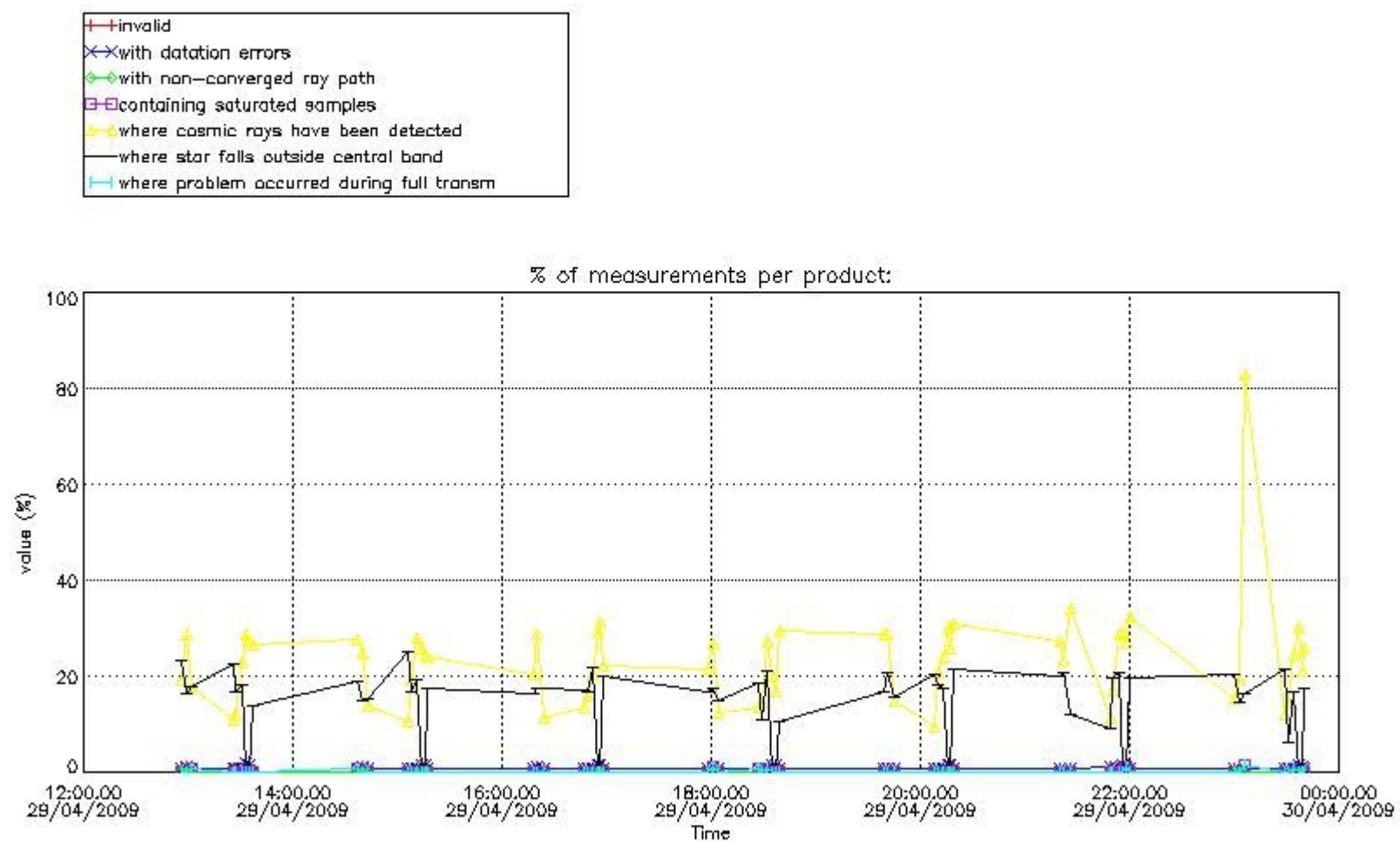


4. Level 1 quality information per product

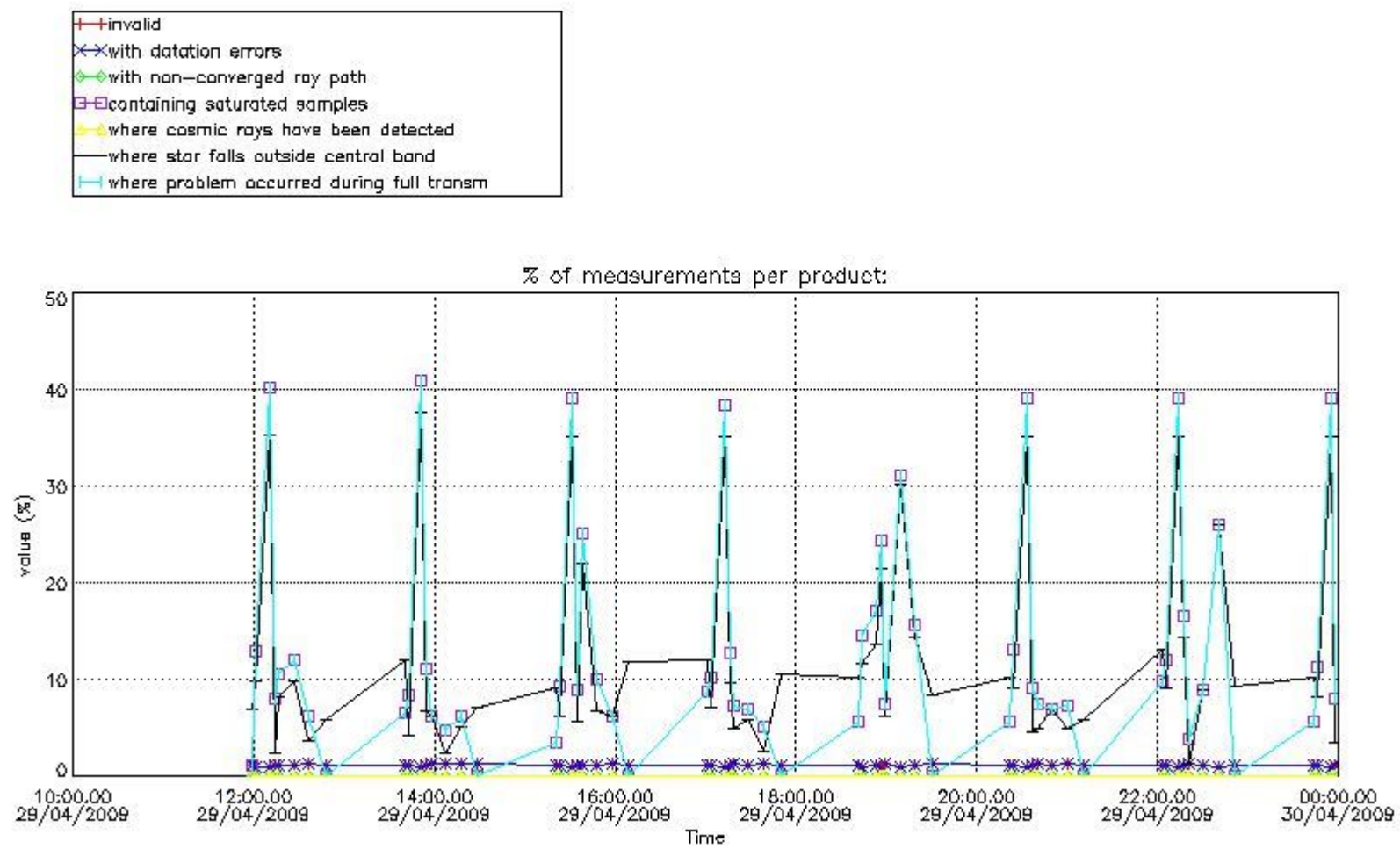
In this section it is plotted some information contained in the Quality Summary data set of the level 2 products that comes from the level 1b processing. Products without errors (error flag in the MPH set to "0") are used.

4.1 Plot quality information per product (time dependant) coming from level 1b processing

4.1.1 Plot level 1 quality information per product (time dependant): ENVISAT ASCENDING passes



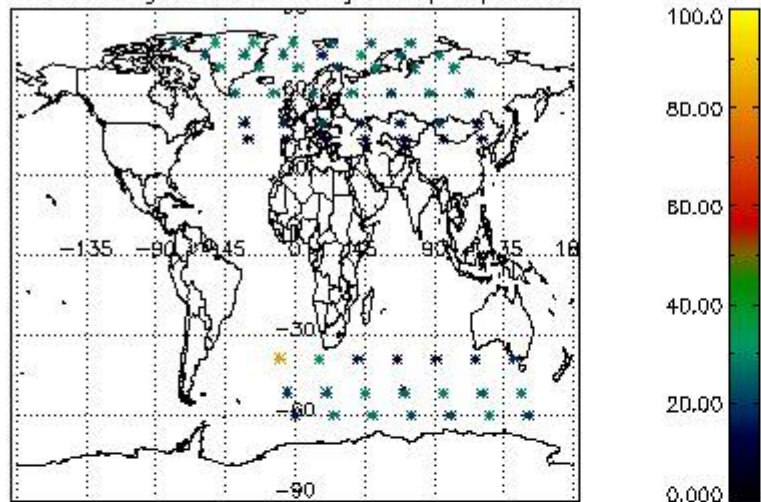
4.1.2 Plot level 1 quality information per product (time dependant): ENVI SAT DESCENDING passes



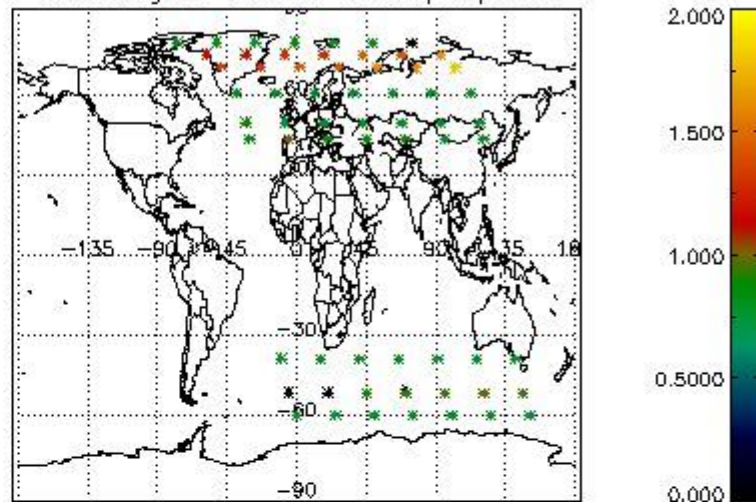
4.2 Plot quality information per product coming from level 1b processing (world map)

4.2.1 Plot level 1 quality information per product (world map): ENVISAT ASCENDING passes

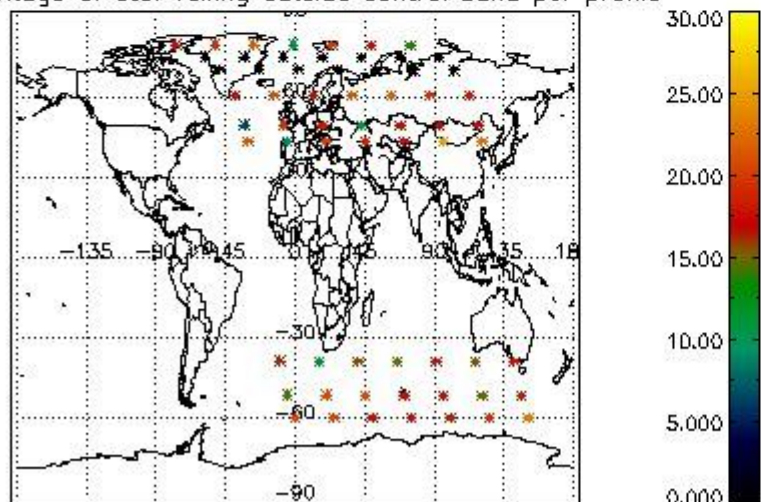
Percentage of cosmic ray hits per profile



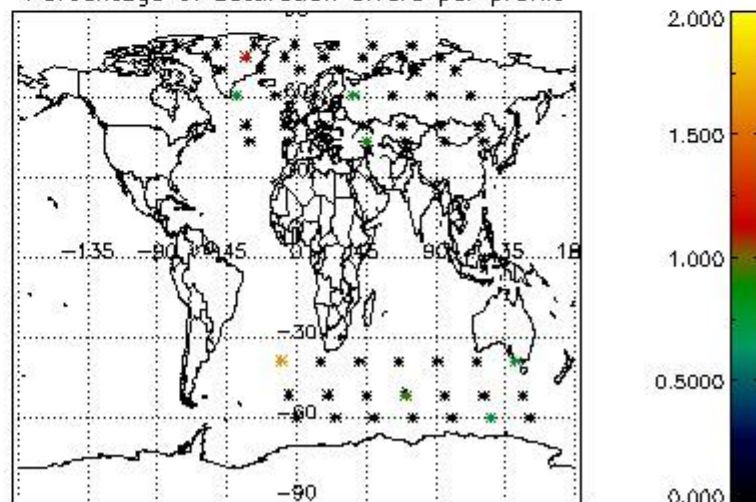
Percentage of datation errors per profile



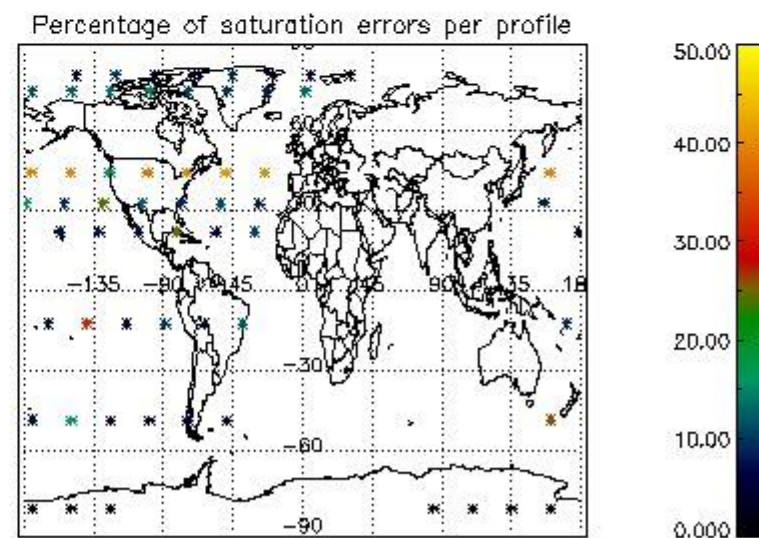
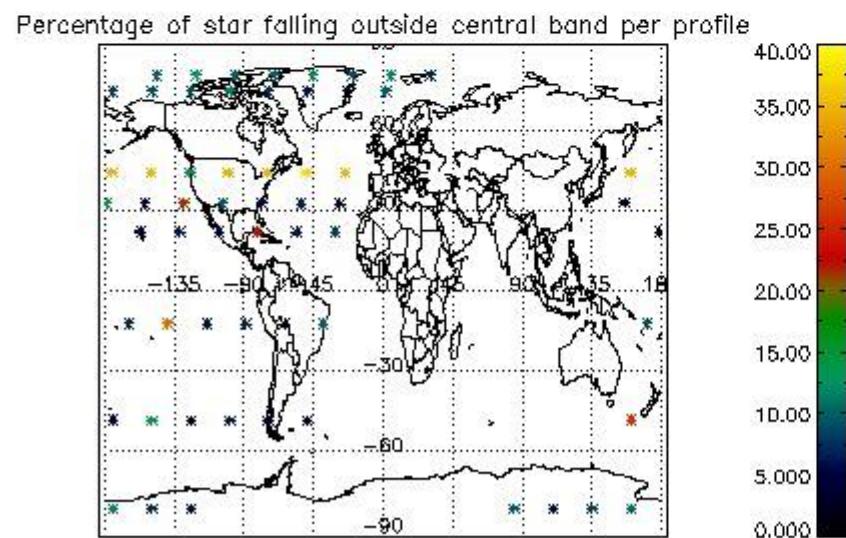
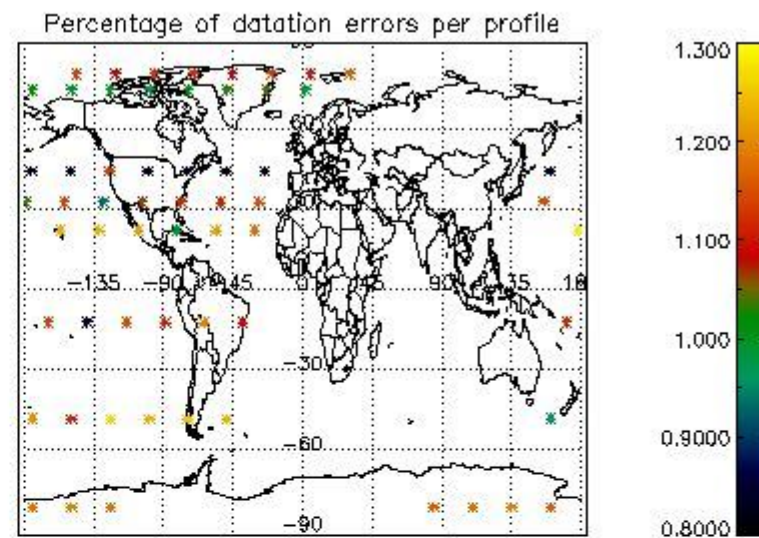
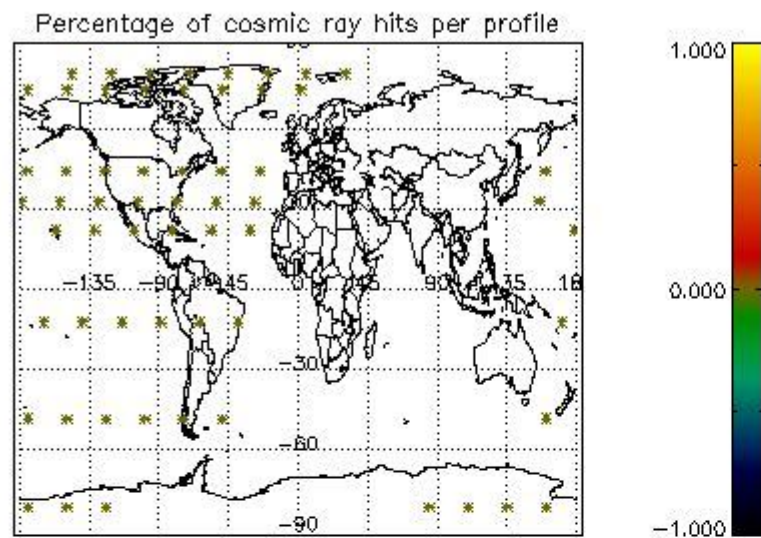
Percentage of star falling outside central band per profile



Percentage of saturation errors per profile



4.2.2 Plot level 1 quality information per product (world map): ENVISAT DESCENDING passes



5. Trace gas profiles

5.1 Ozone statistics based on quality of products

The final quality of the products can be "measured" using the STD (Standard Deviation) attached to every point profile. This information is written to the parameter GOM_NL__2P/NL_LOCAL_SPECIES_DENSITY/o3_std of the level 2 products. The table below shows the statistics for given STD ranges.

The statistics are given with respect to the overall valid production:

- Products without fatal errors: GOM_NL__2P/MPH/PRODUCT_ERR=0
- Valid point profile: GOM_NL__2P/NL_LOCAL_SPECIES_DENSITY/pcd(0)=0

The 'Criteria' is applied to valid points of dark limb products:

- Products in dark limb illumination condition: GOM_NL__2P/NL_SUMMARY_QUALITY/obs_ill_cond=0
- Products without fatal errors: GOM_NL__2P/MPH/PRODUCT_ERR=0
- Valid point profile: GOM_NL__2P/NL_LOCAL_SPECIES_DENSITY/pcd(0)=0

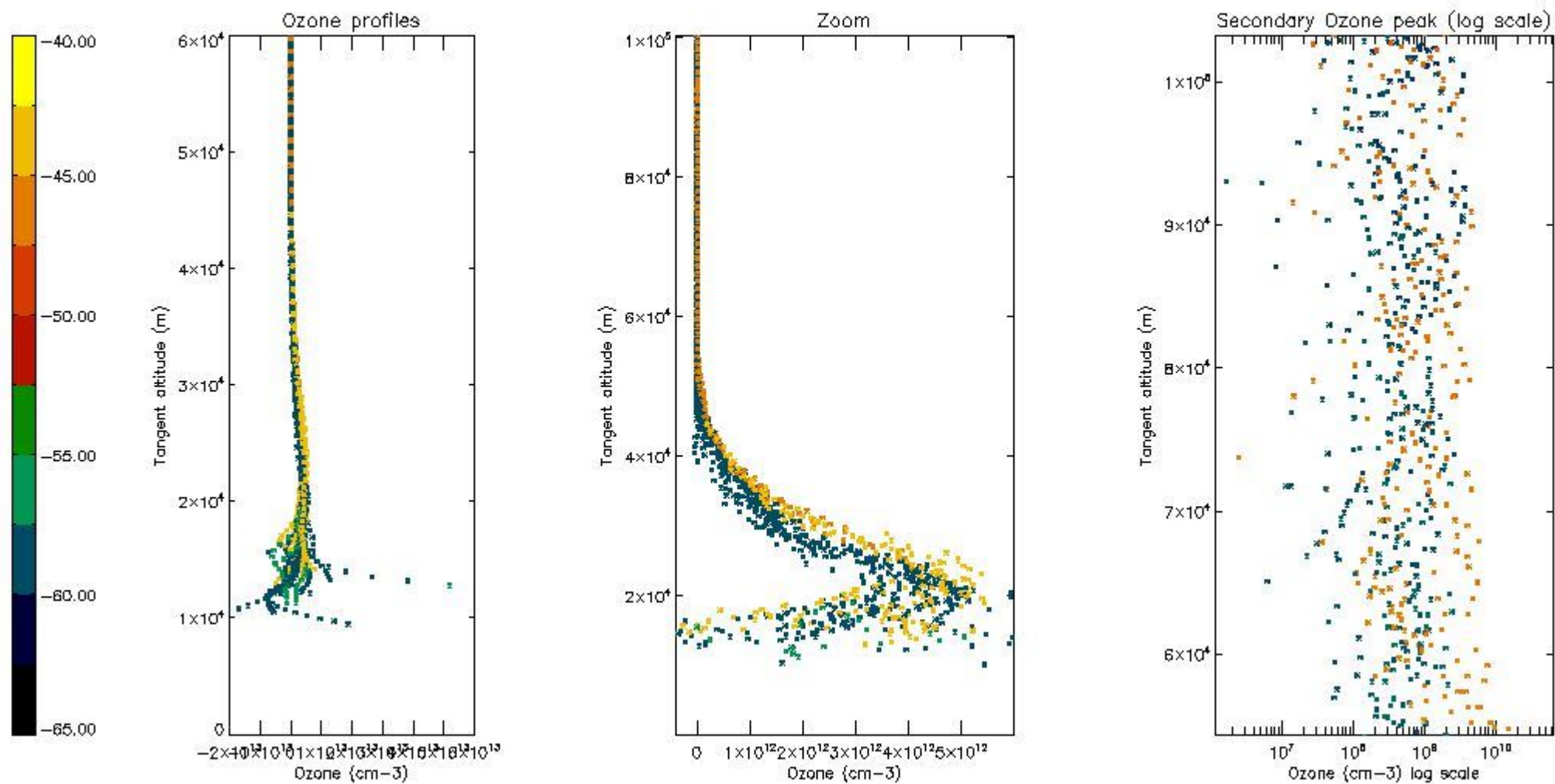
So, the table below shows the percentage of dark limb and valid observations for each criteria with respect to the overall valid daily observations.

Criteria	% of total production
All STD	21
STD < 20	5

STD < 10	1
STD < 5	0

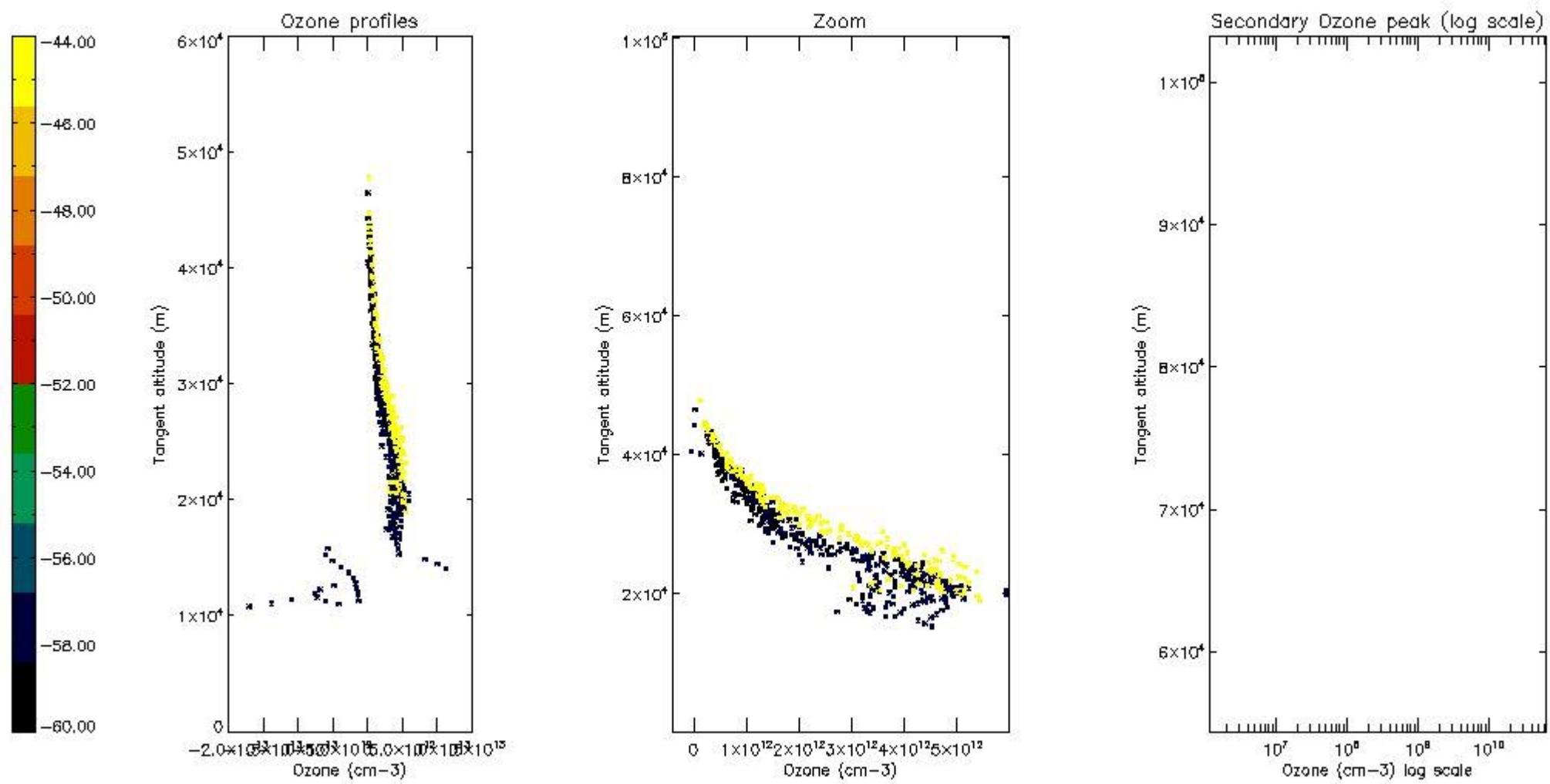
5.2 Plot ozone profiles for all STD (dark without errors)

The colorbar represents the latitude.



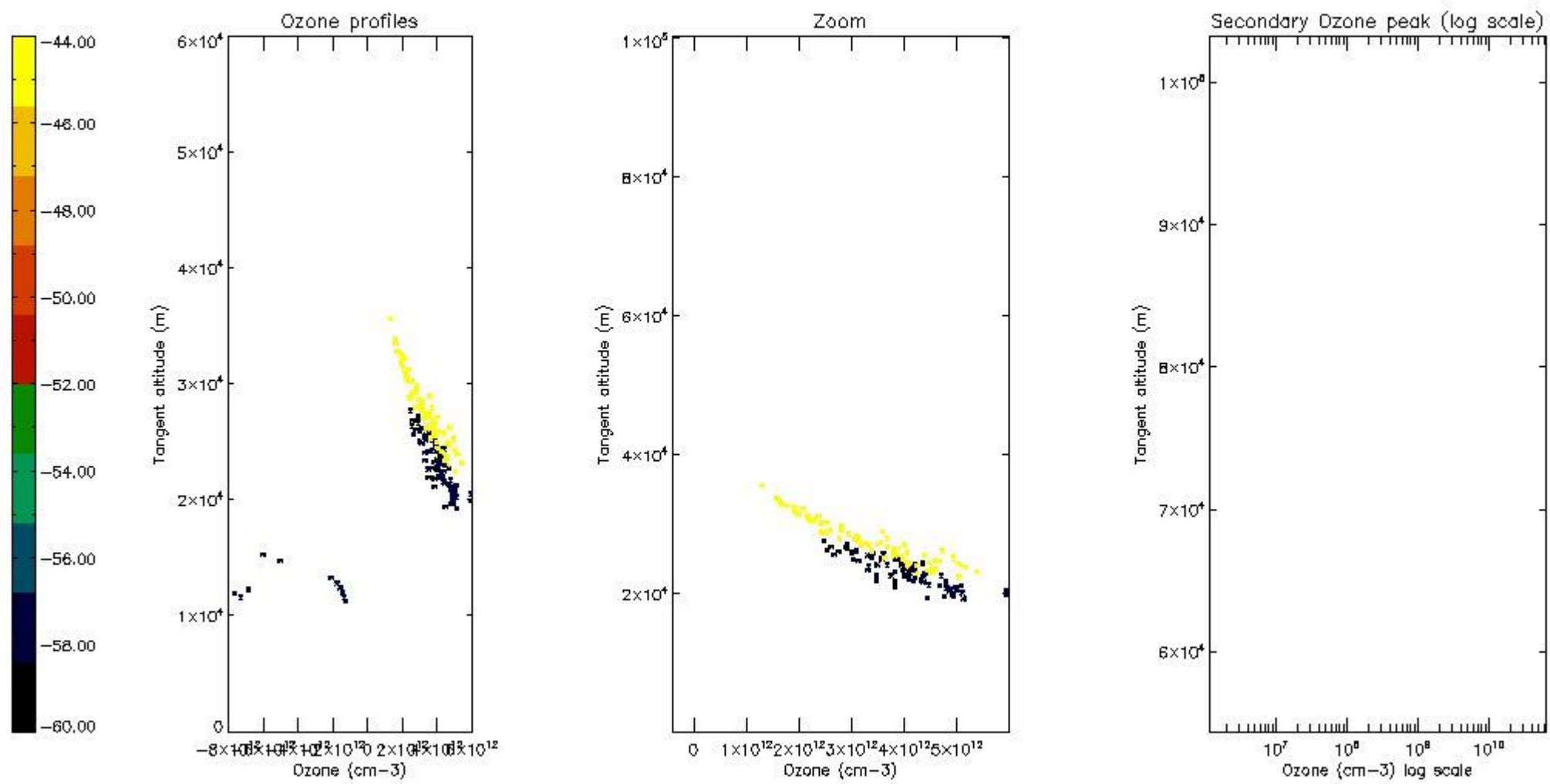
5.3 Plot ozone profiles where STD < 20% (dark without errors)

The colorbar represents the latitude.



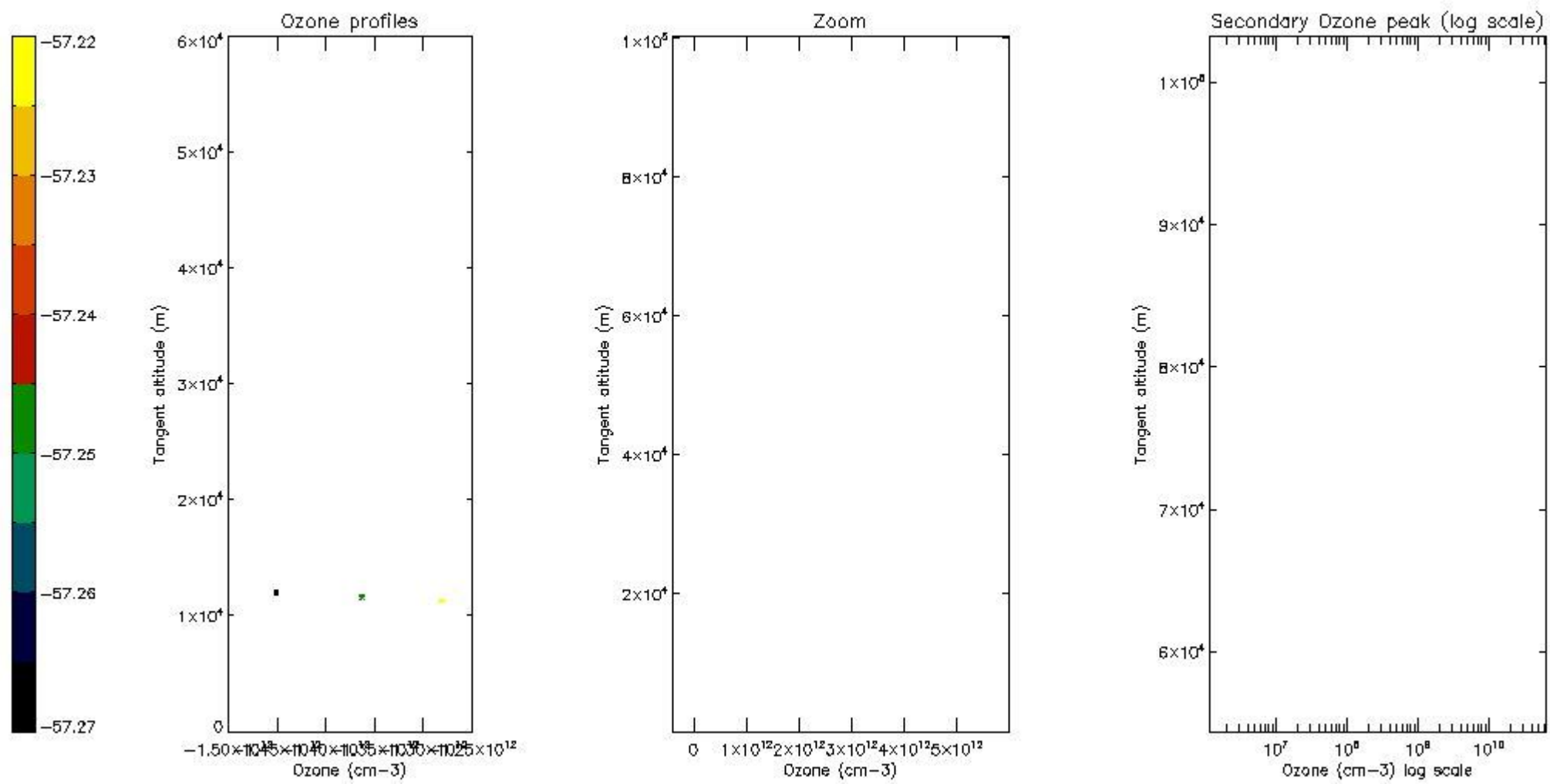
5.4 Plot ozone profiles where STD < 10% (dark without errors)

The colorbar represents the latitude.



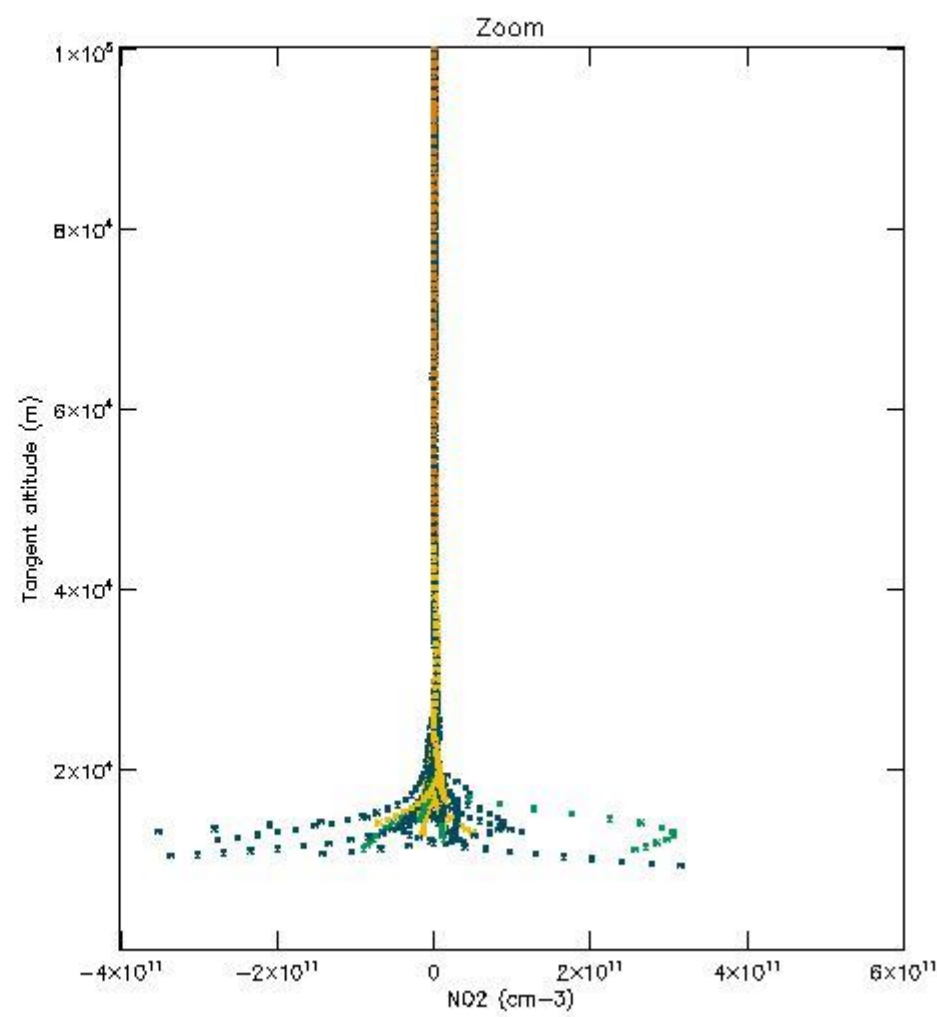
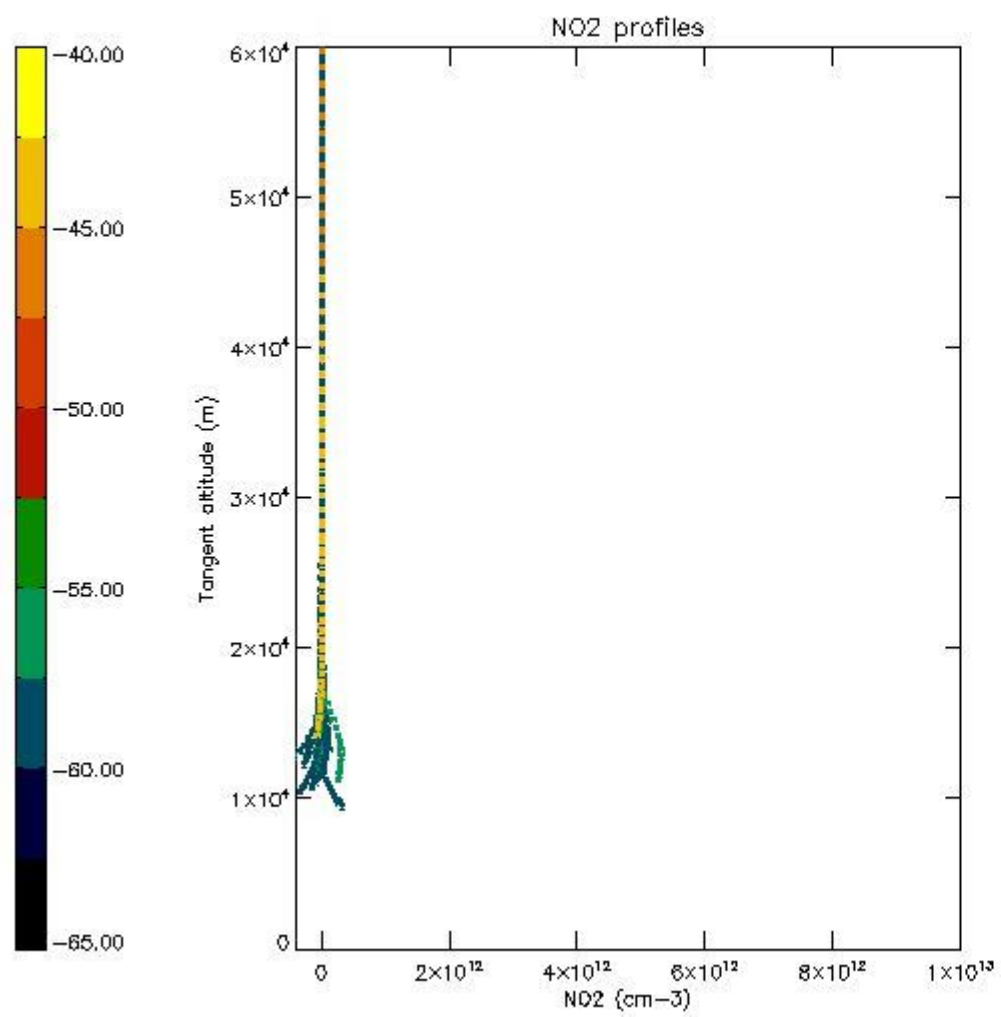
5.5 Plot ozone profiles where $STD < 5\%$ (dark without errors)

The colorbar represents the latitude.



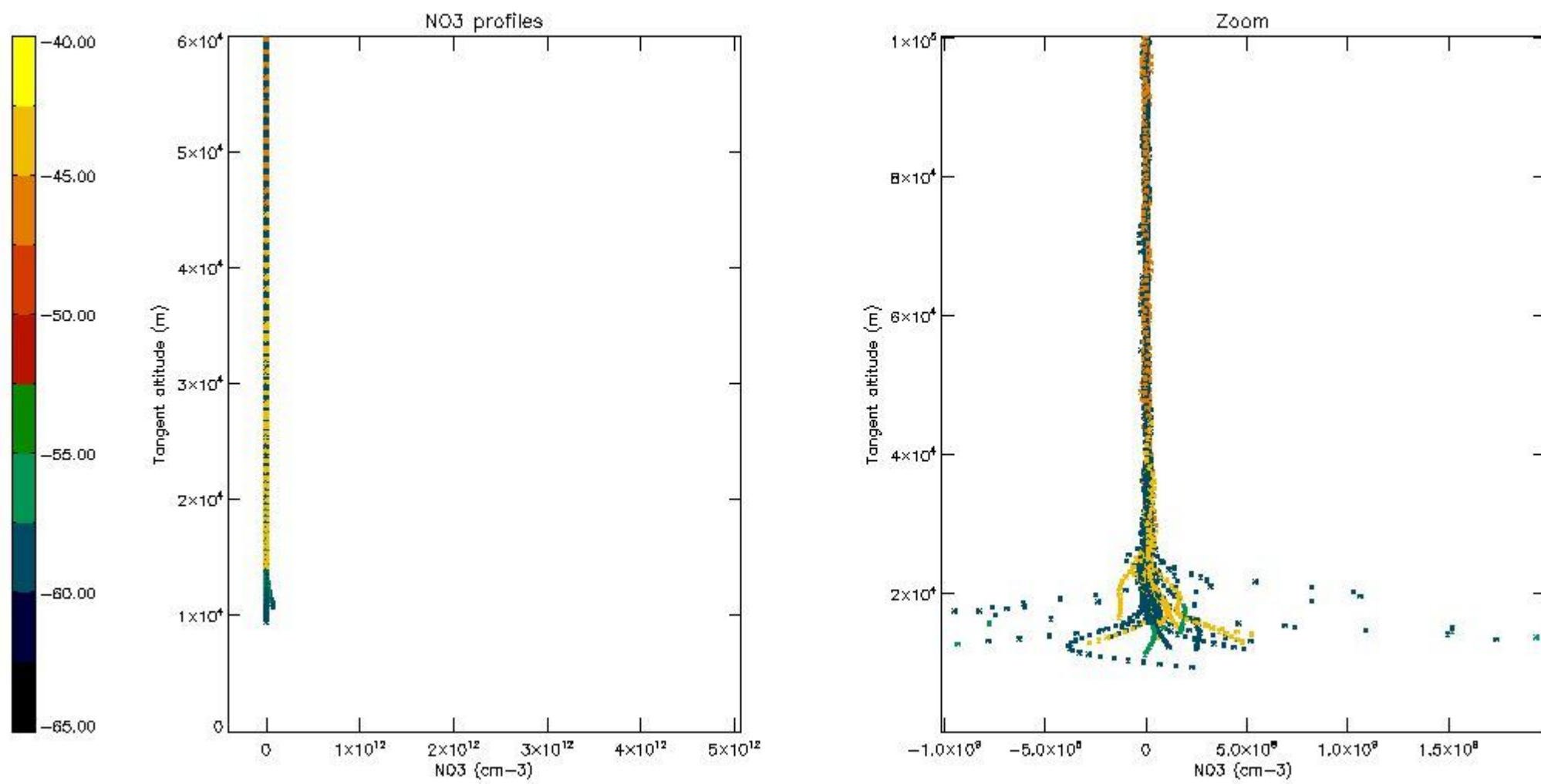
5.6 Plot NO₂ profiles for all STD (dark without errors)

The colorbar represents the latitude.



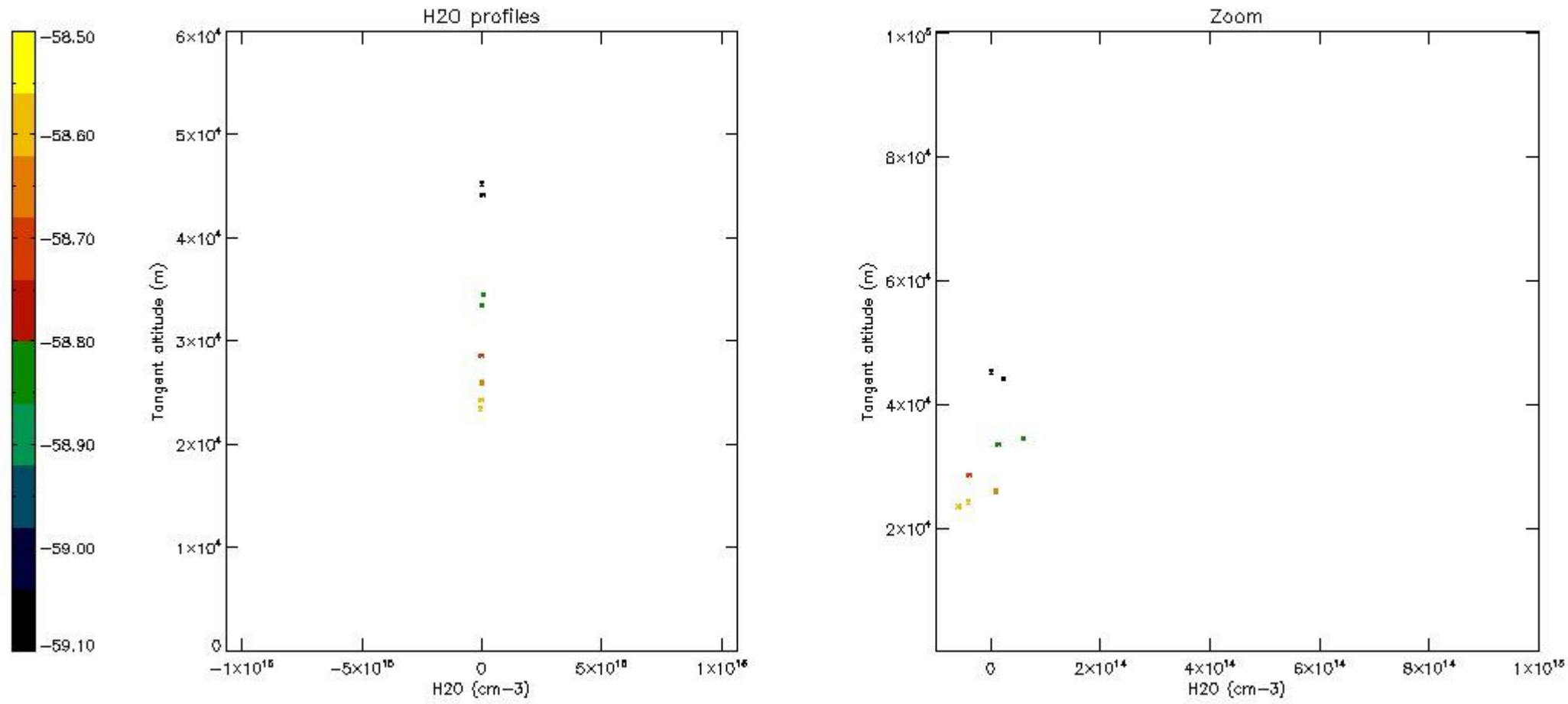
5.7 Plot NO3 profiles for all STD (dark without errors)

The colorbar represents the latitude.



5.8 Plot H2O profiles for all STD (only for occultations of stars 1,2,3,4,13,14,16,26,63 dark without errors)

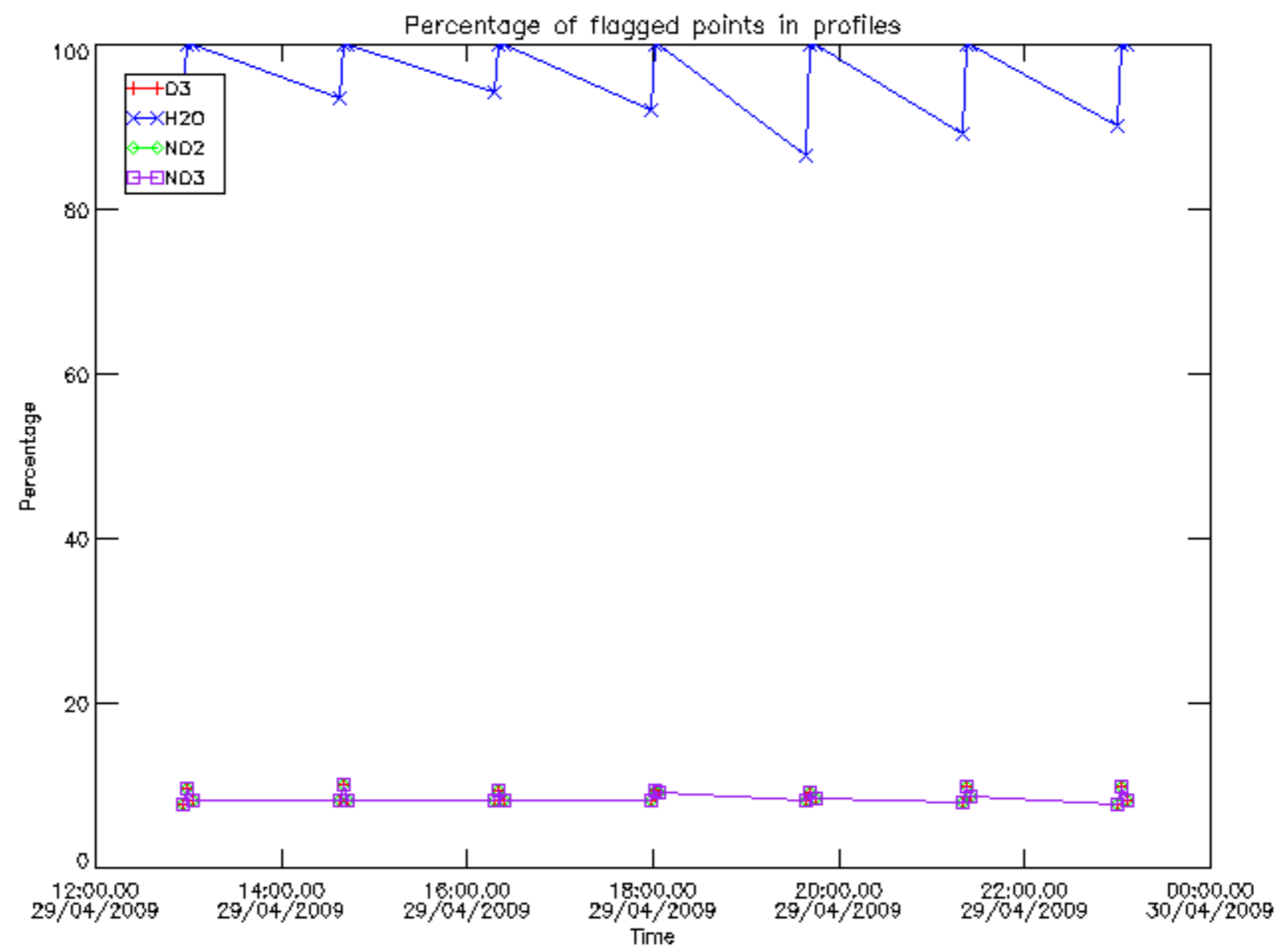
The colorbar represents the latitude.



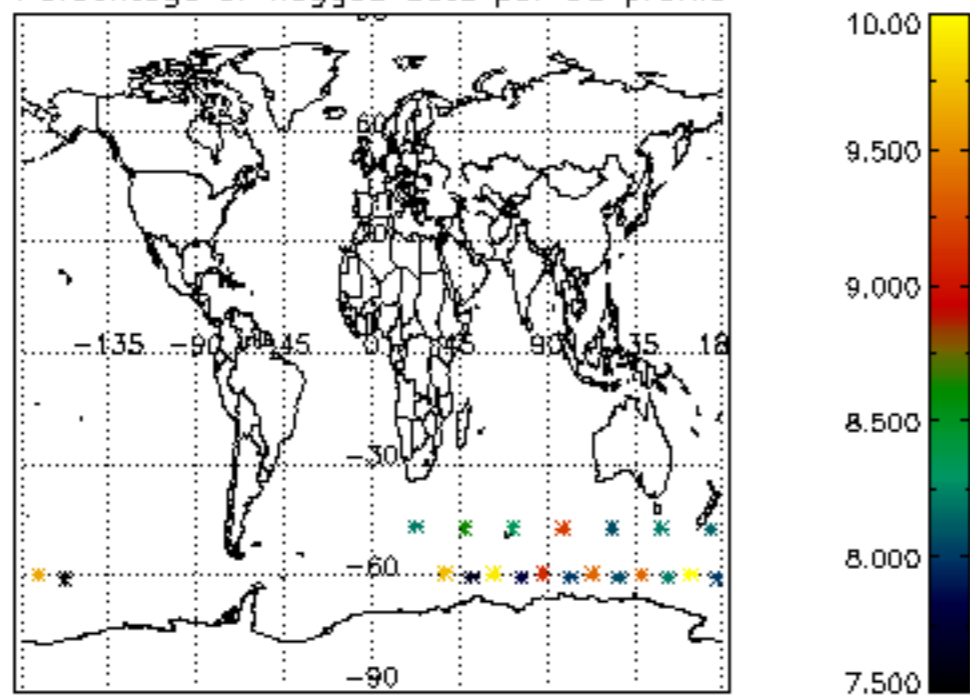
6. Auxiliary Data Files used for the production reported in section 2

The number reported in the third column indicates since which file (see list in section 2) the corresponding auxiliary file has been used. The fourth column is the date of those product files.

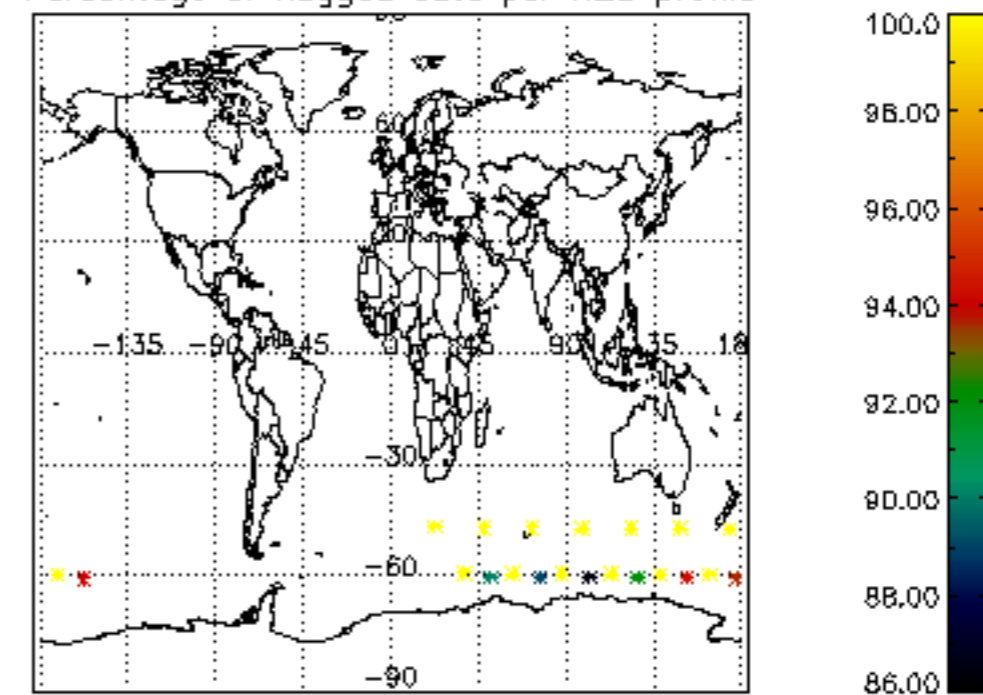
Type	Auxiliary Filename	Used since product	Used since product date
INST_PHYS_CHARACTERISTICS	GOM_INS_AXVIEC20091111_143220_20030716_120000_20500101_000000	1	29-APR-2009 11:56:06
LEVEL-2_PROC_CONFIG	GOM_PR2_AXVIEC20091111_152718_20020301_000000_20500101_000000	1	29-APR-2009 11:56:06
CROSS_SECTIONS_FILE	GOM_CRS_AXVIEC20091111_154832_20020301_000000_20500101_000000	1	29-APR-2009 11:56:06



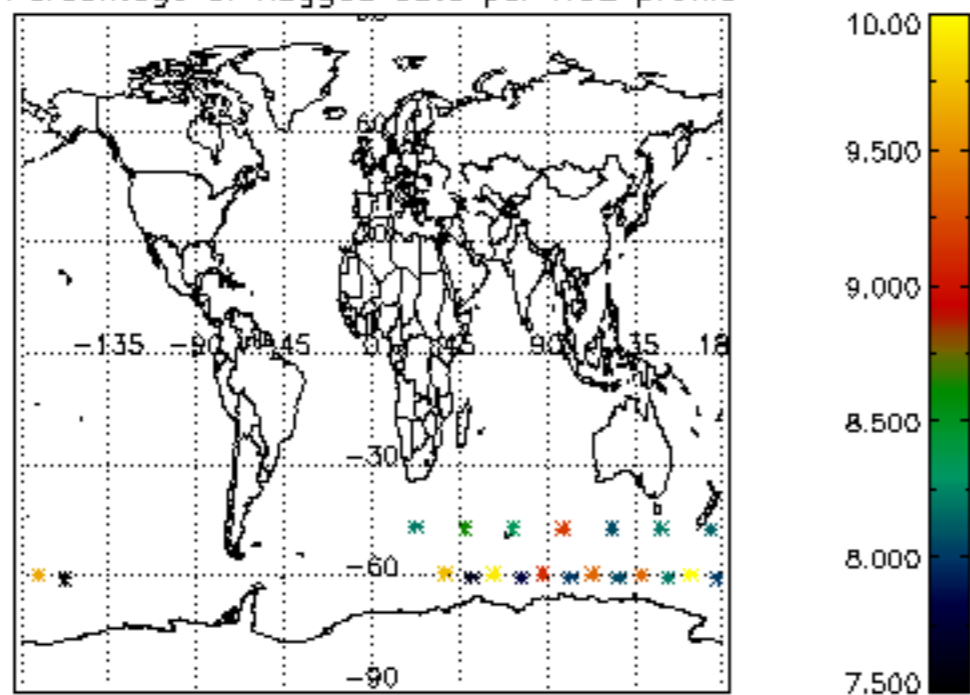
Percentage of flagged data per D3 profile



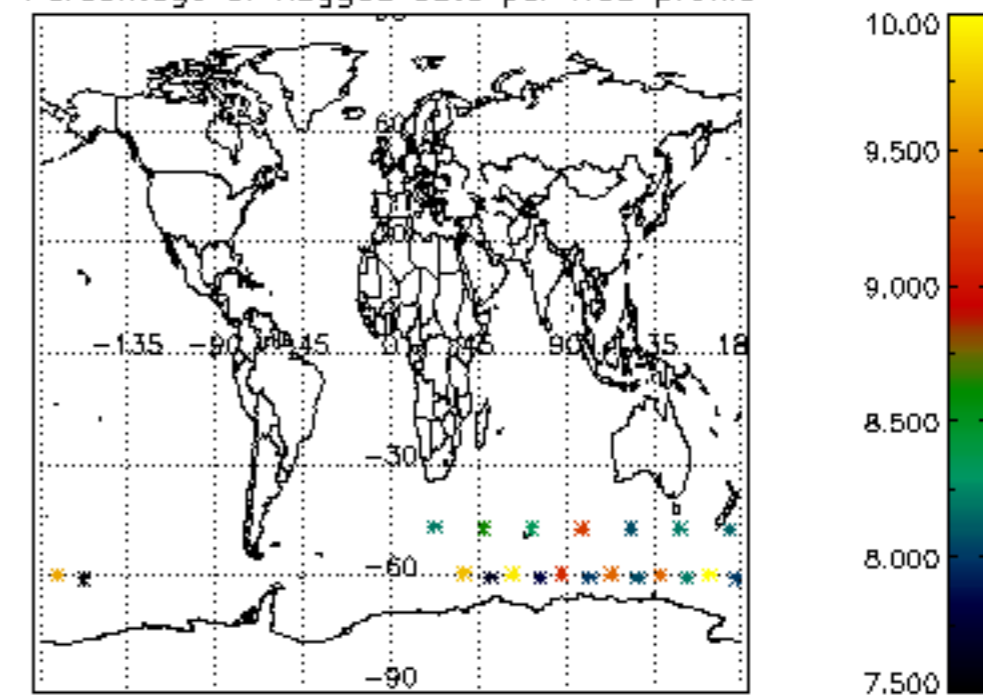
Percentage of flagged data per H2O profile

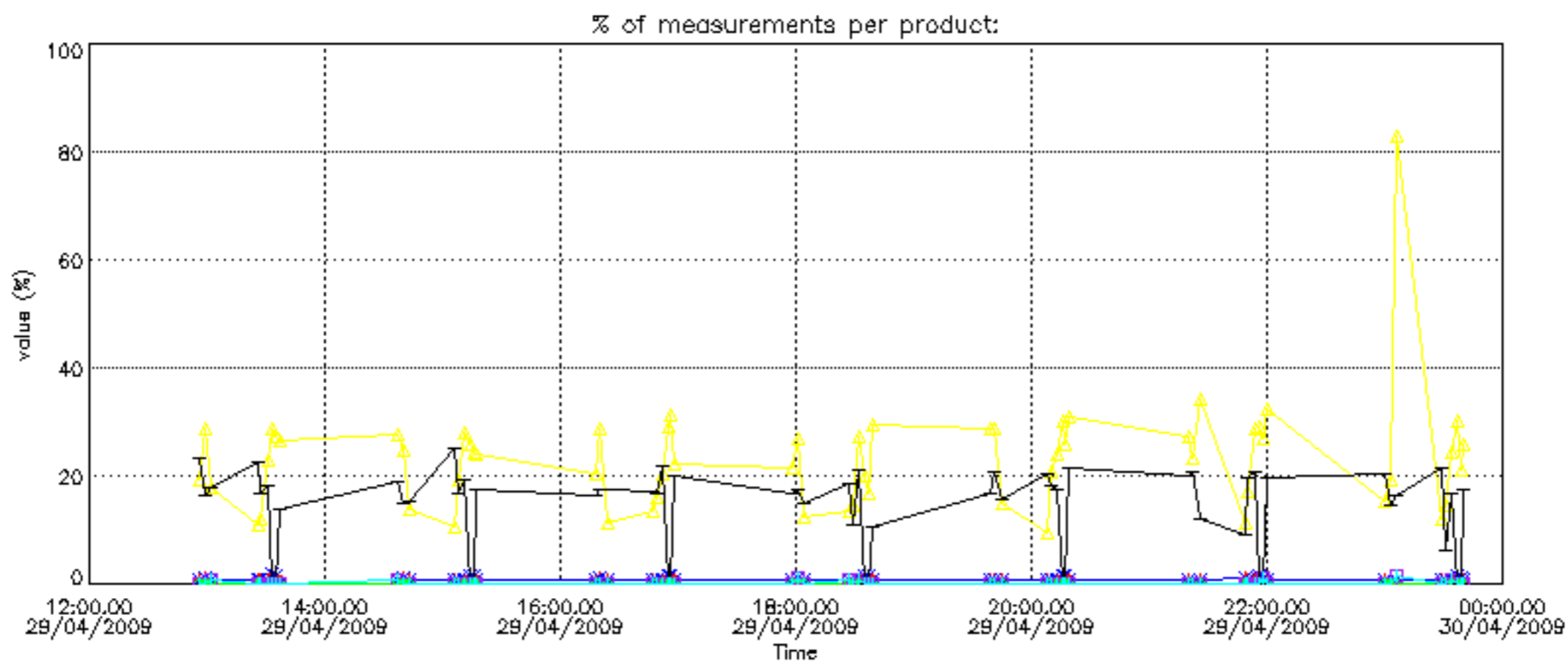


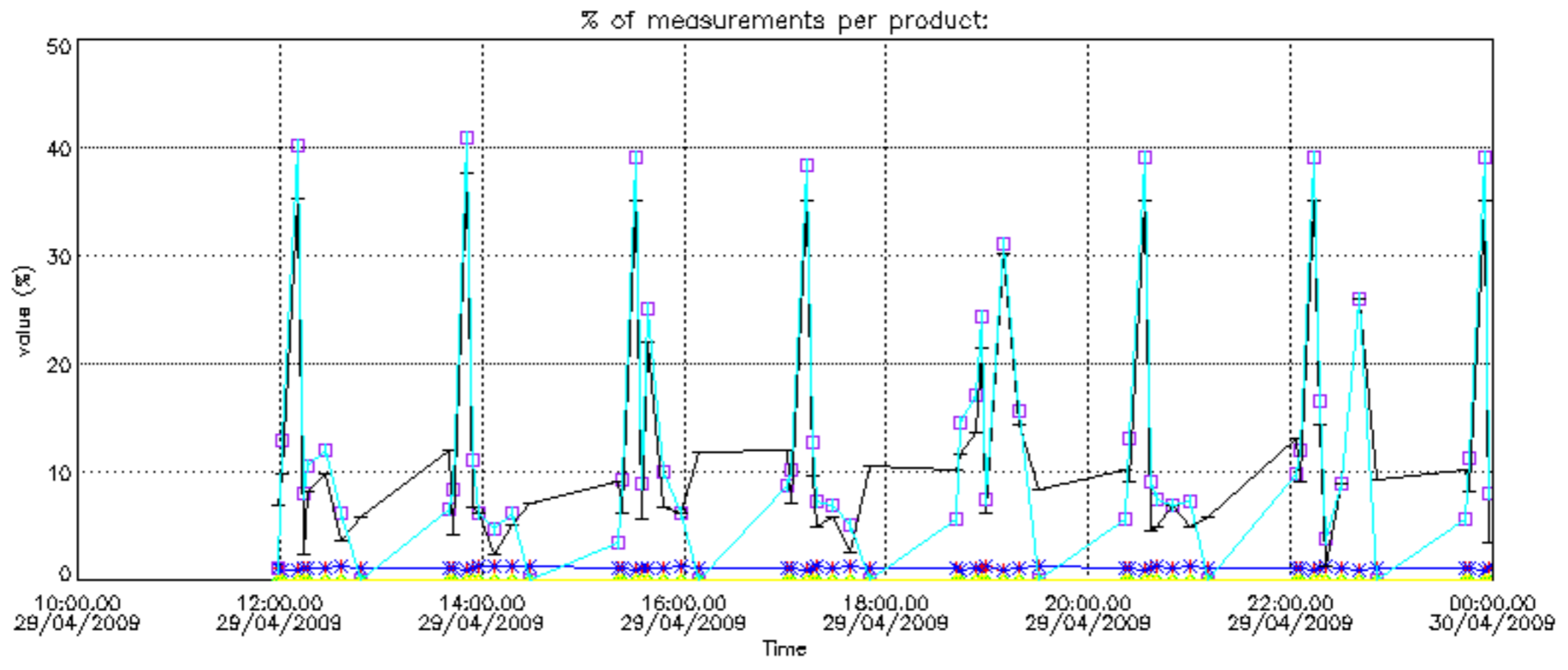
Percentage of flagged data per NO2 profile



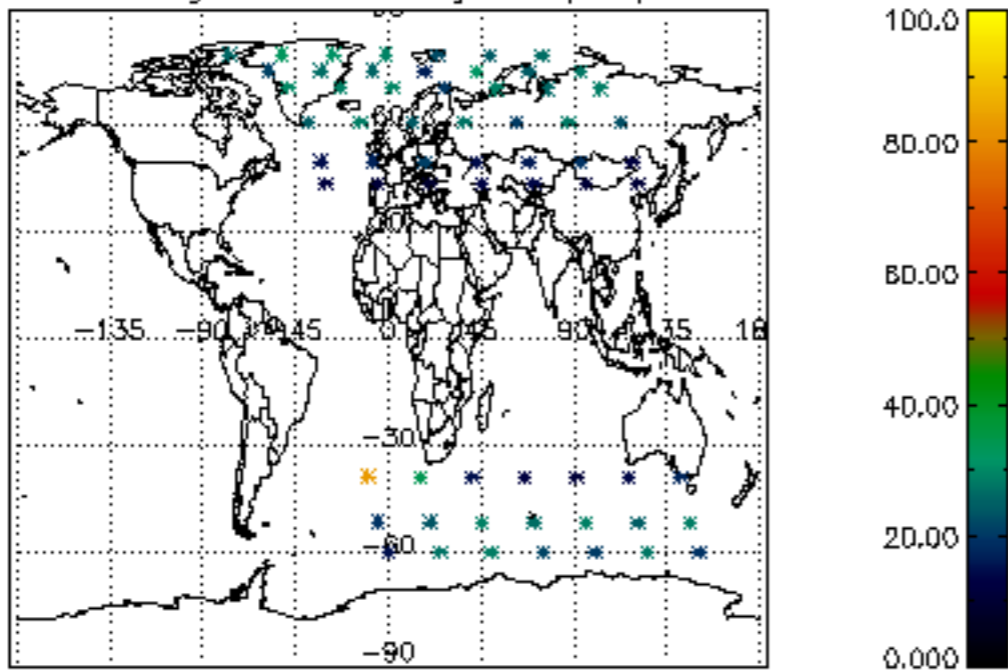
Percentage of flagged data per NO3 profile



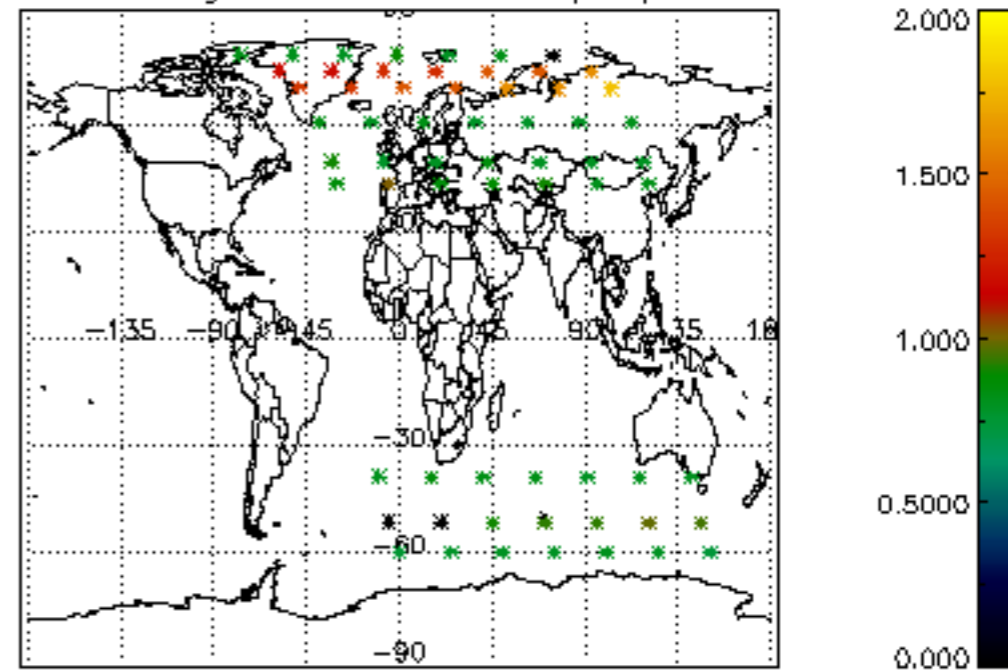




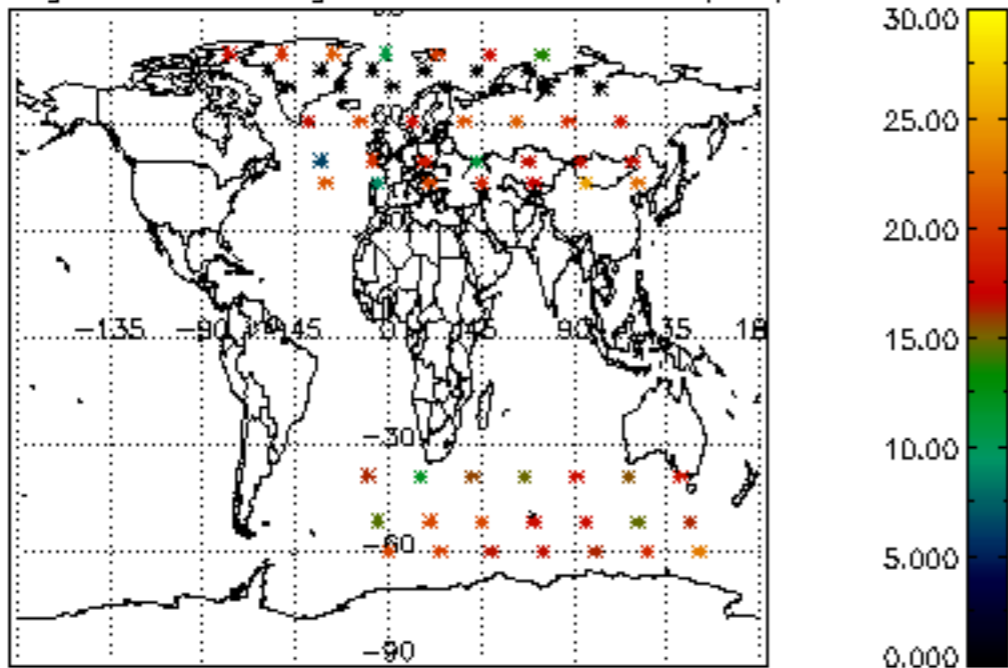
Percentage of cosmic ray hits per profile



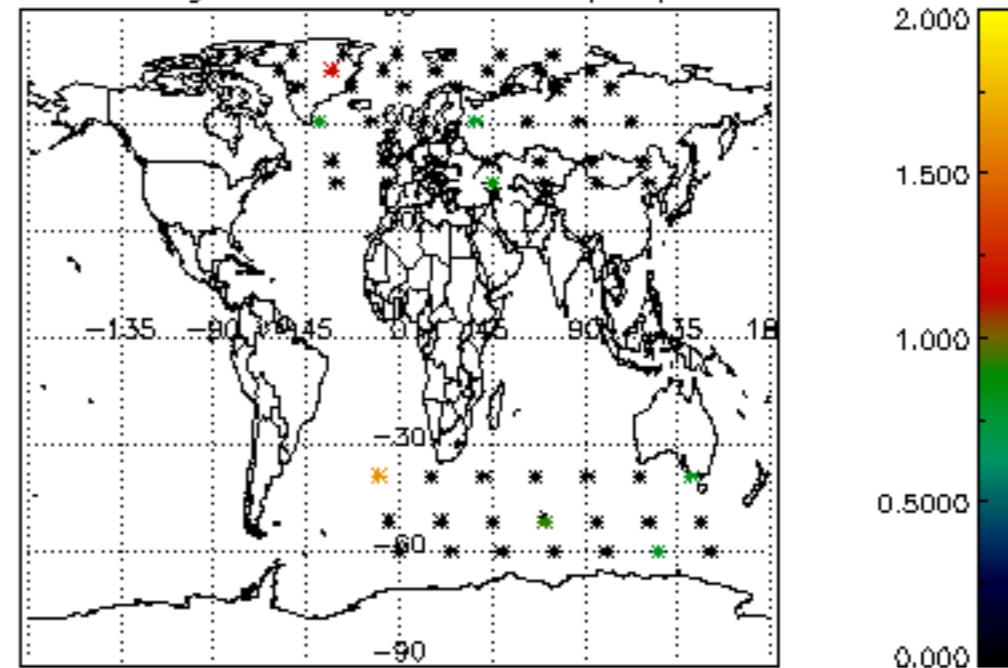
Percentage of datation errors per profile



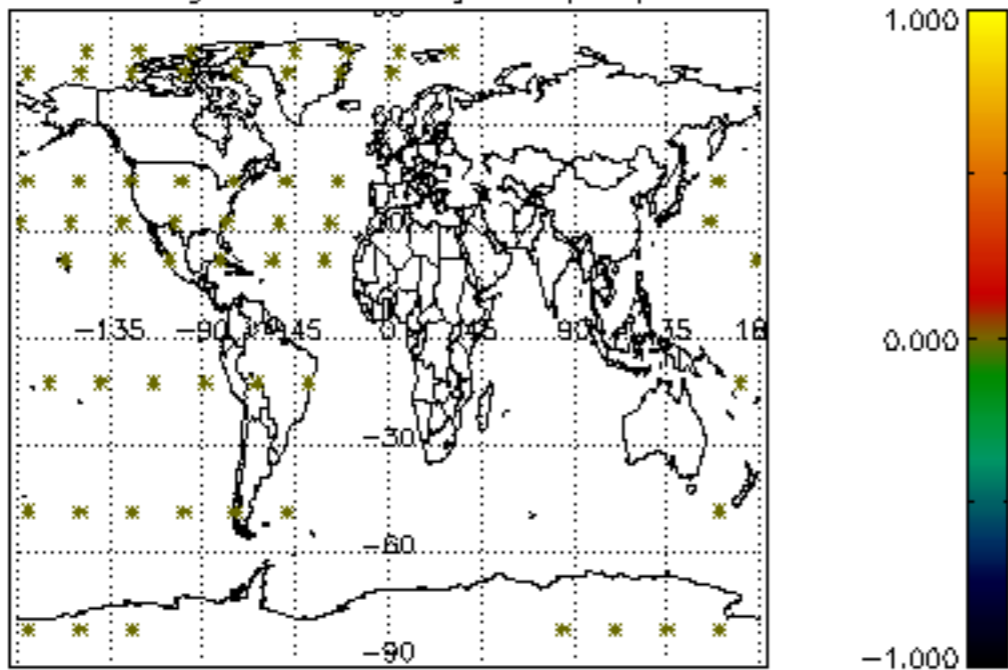
Percentage of star falling outside central band per profile



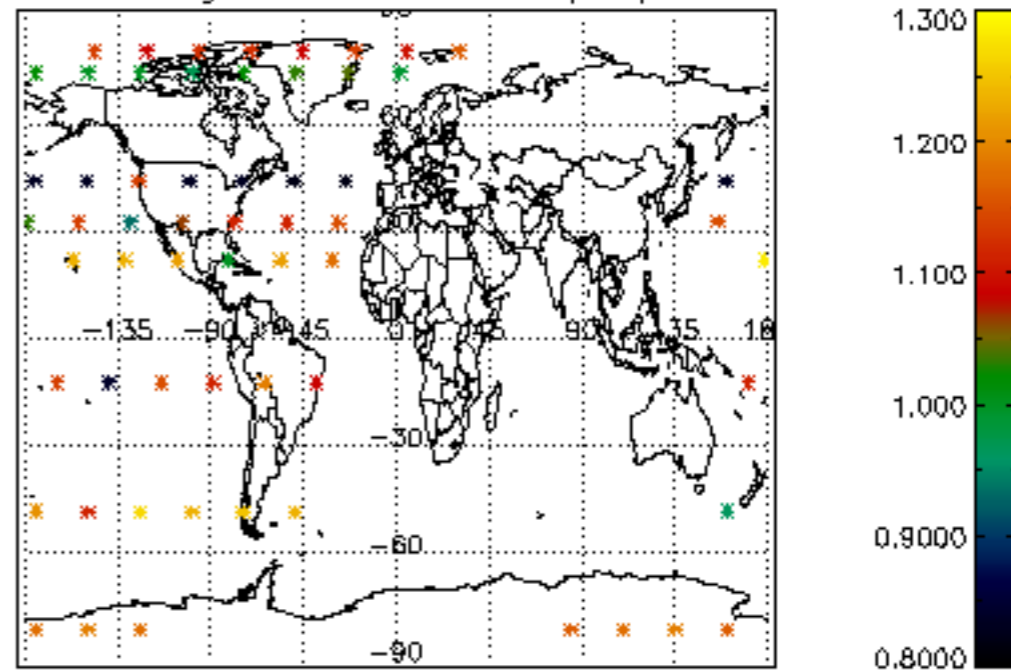
Percentage of saturation errors per profile



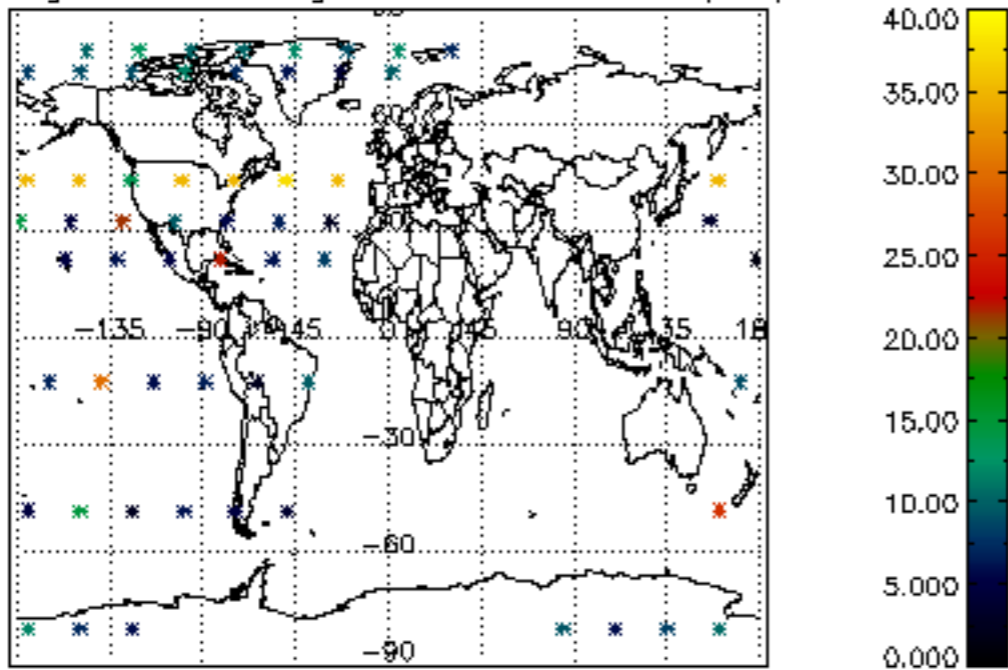
Percentage of cosmic ray hits per profile



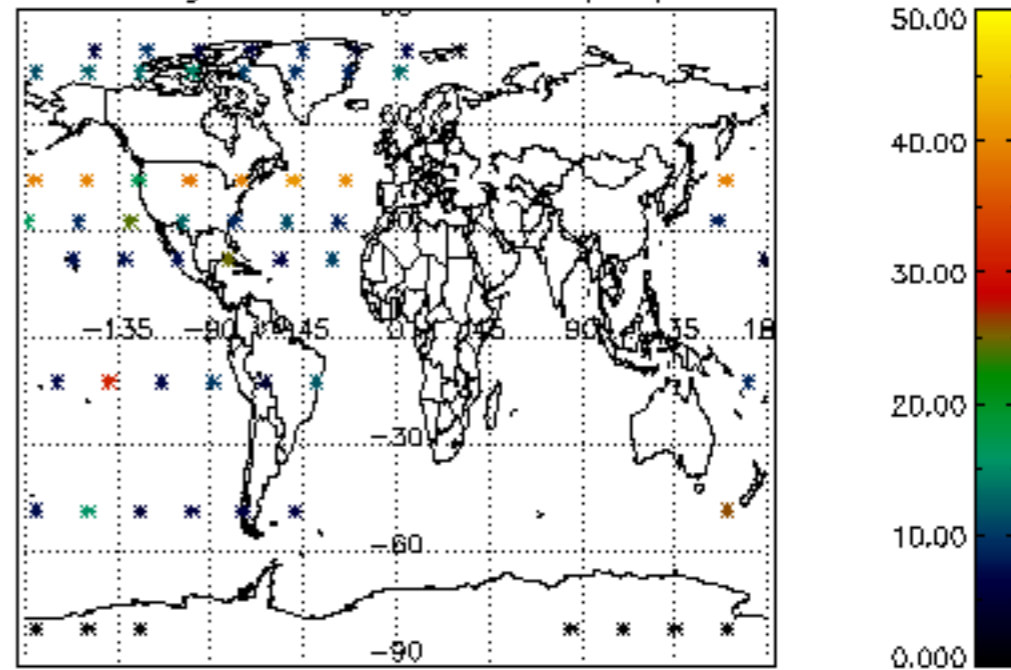
Percentage of datation errors per profile

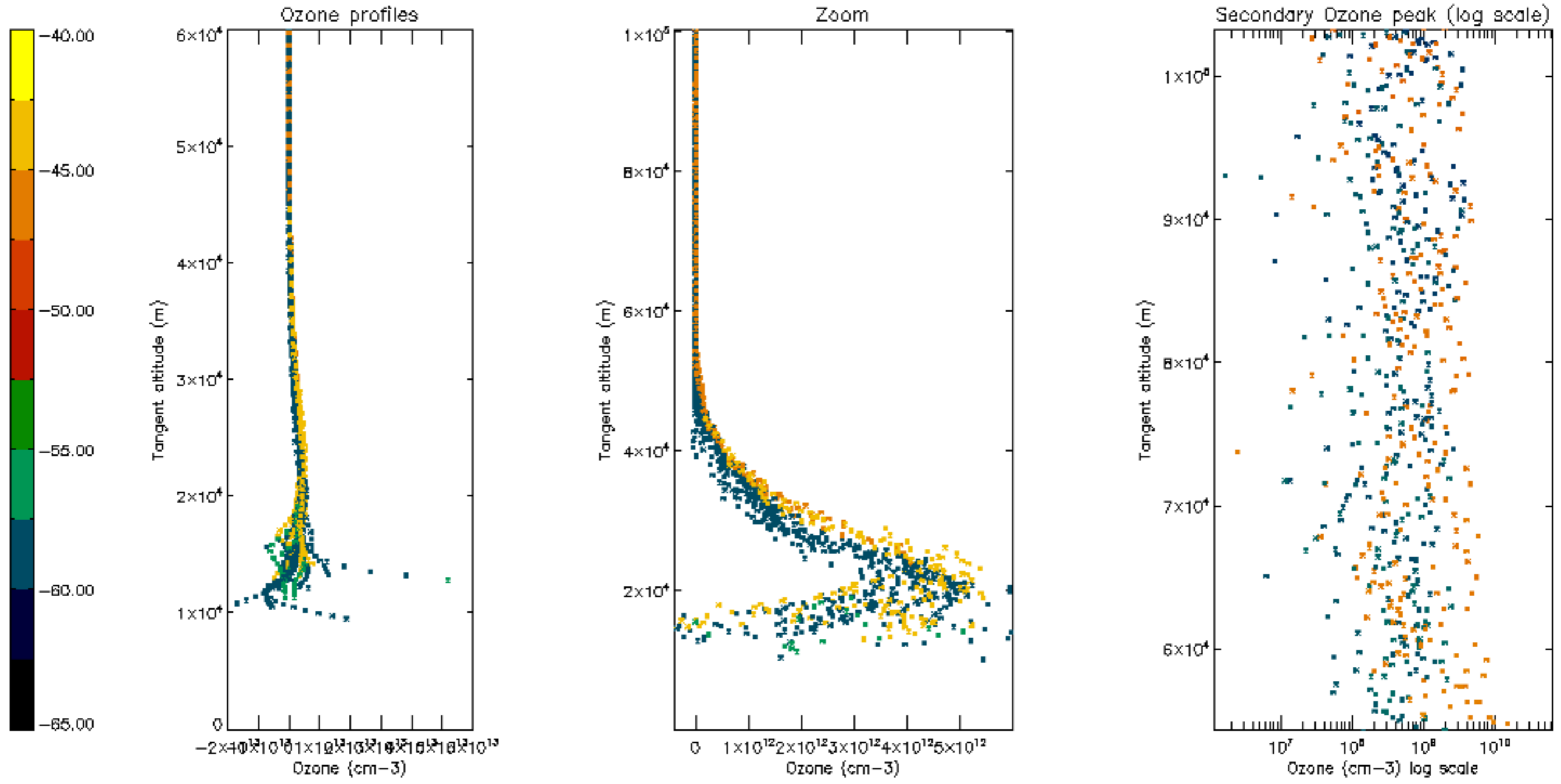


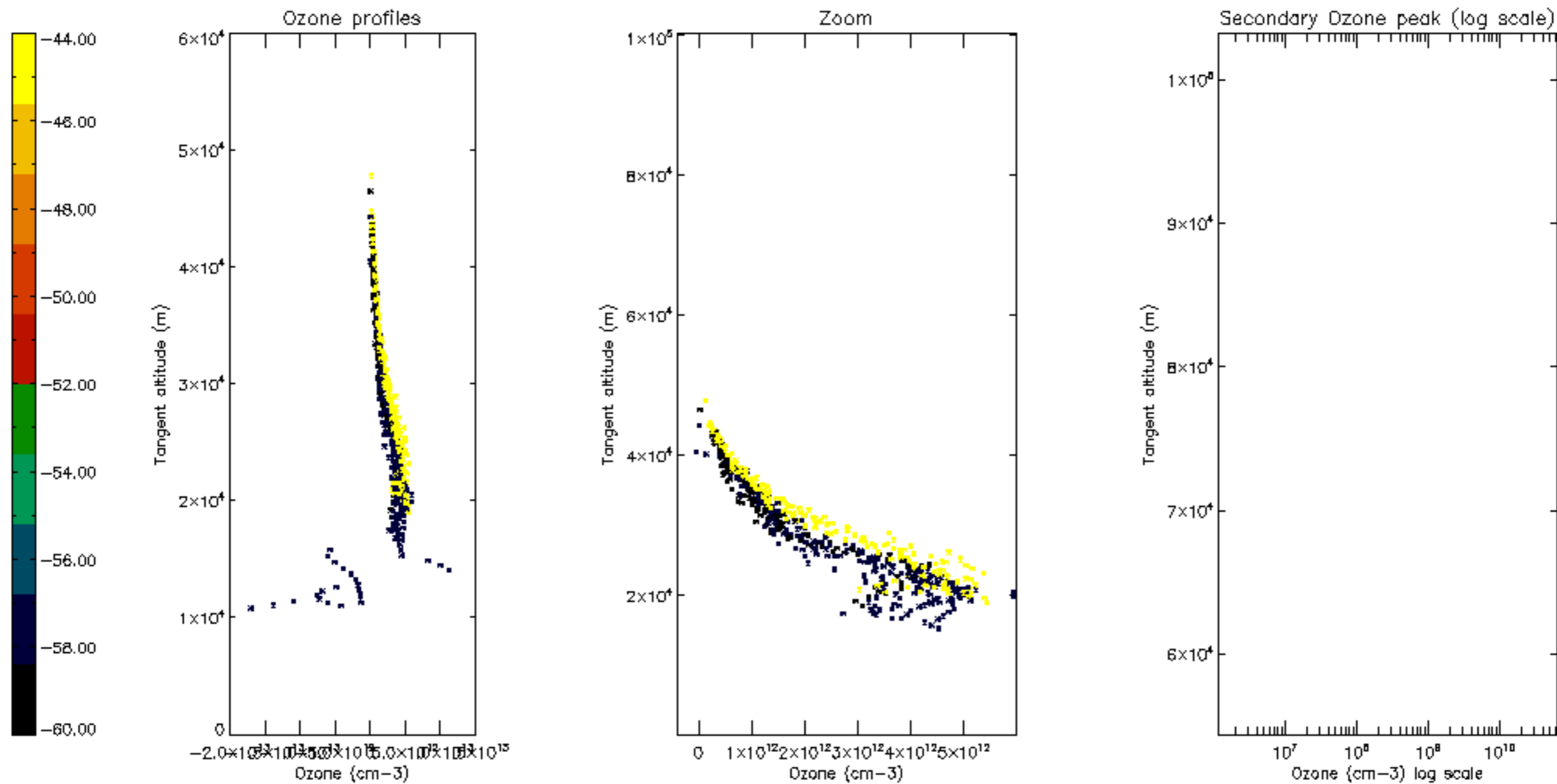
Percentage of star falling outside central band per profile

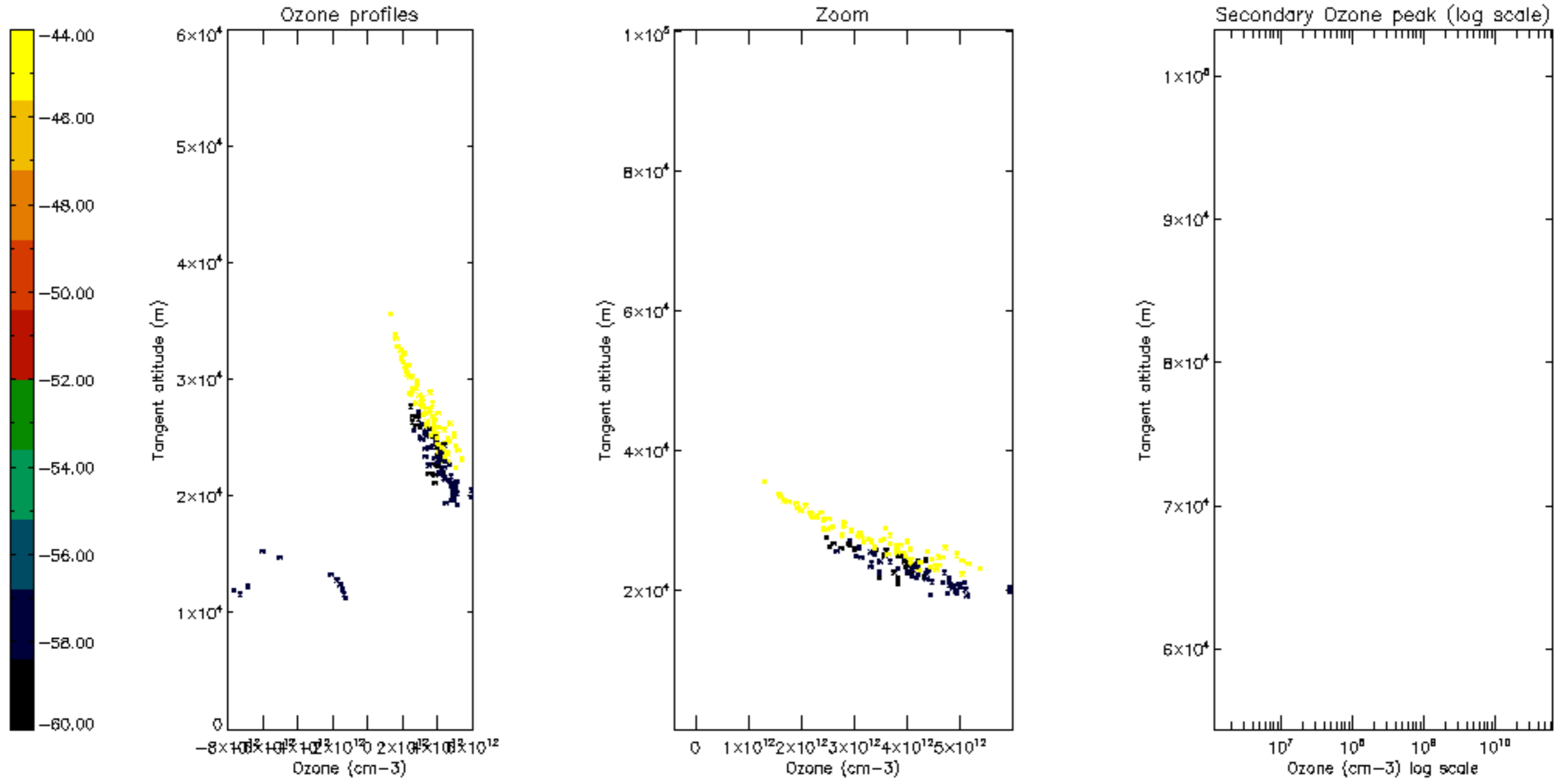


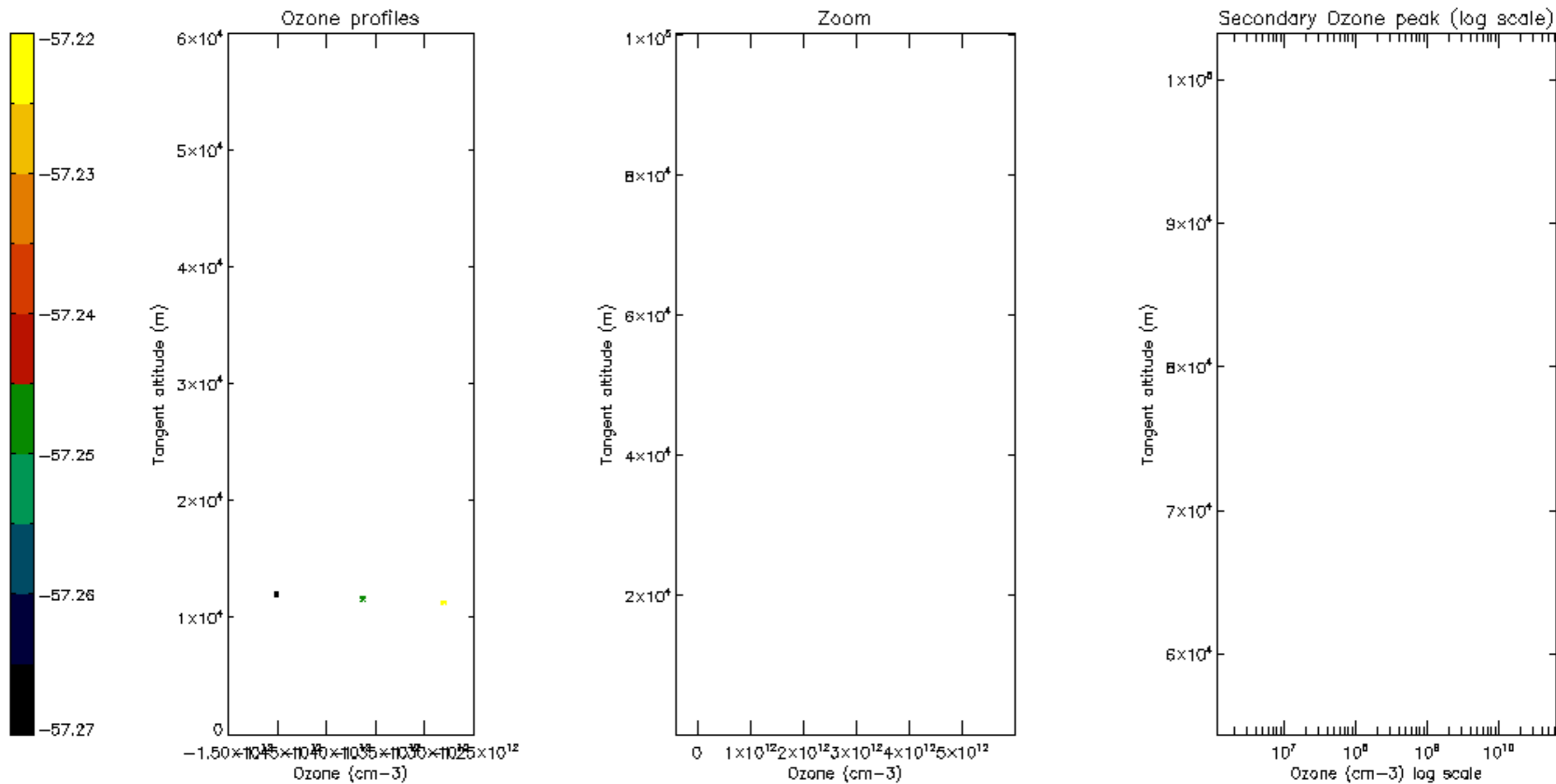
Percentage of saturation errors per profile

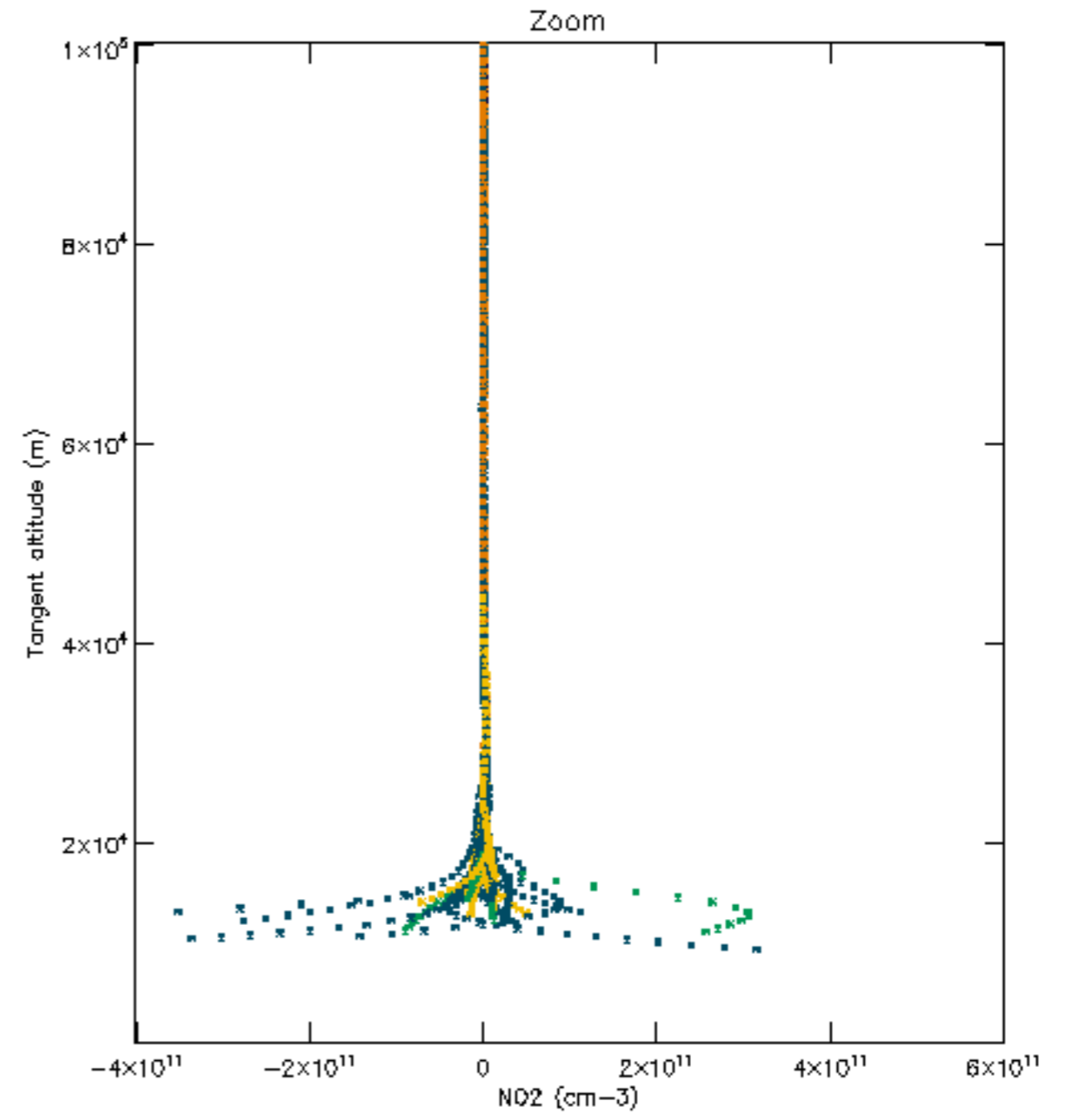
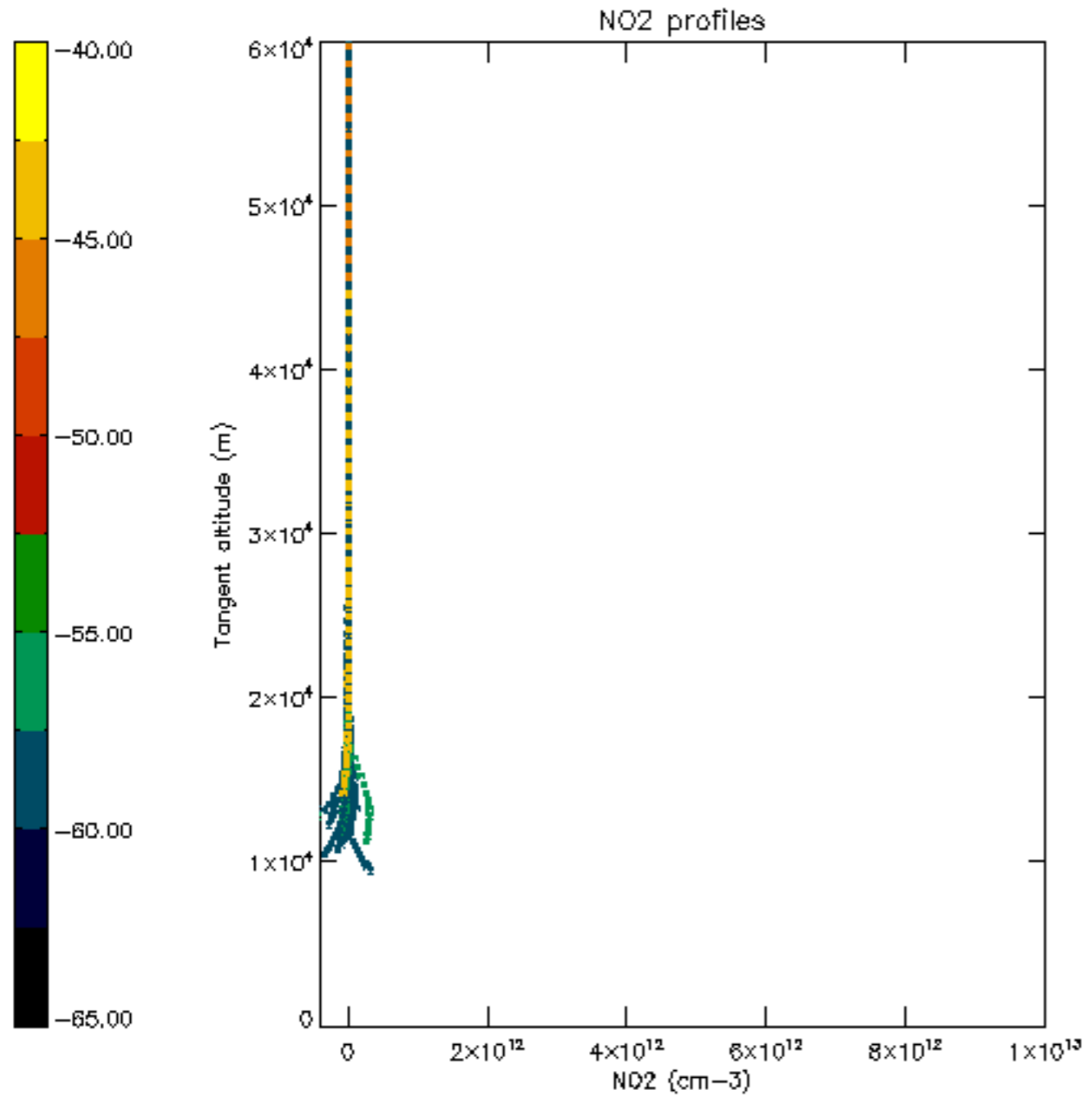


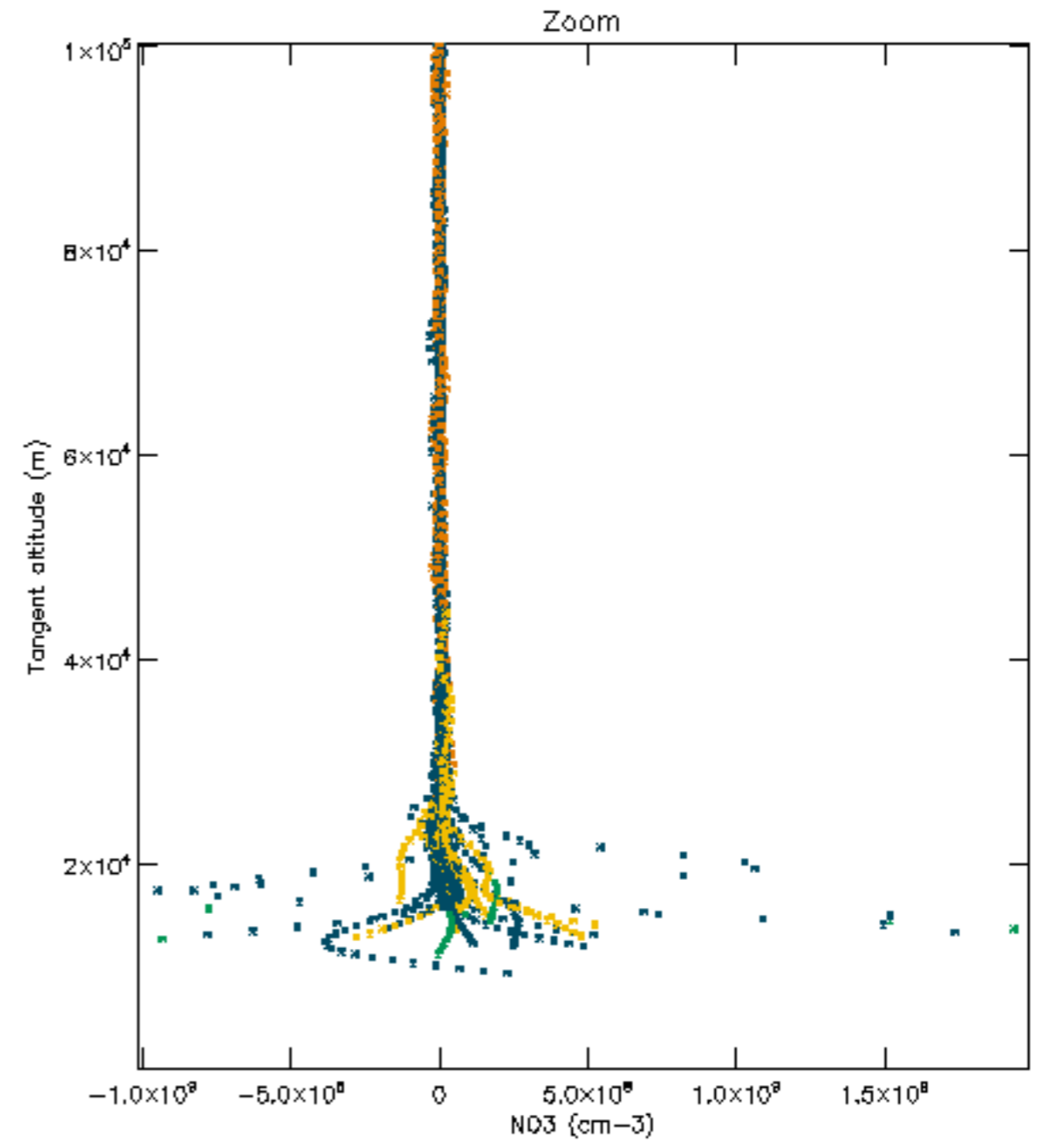
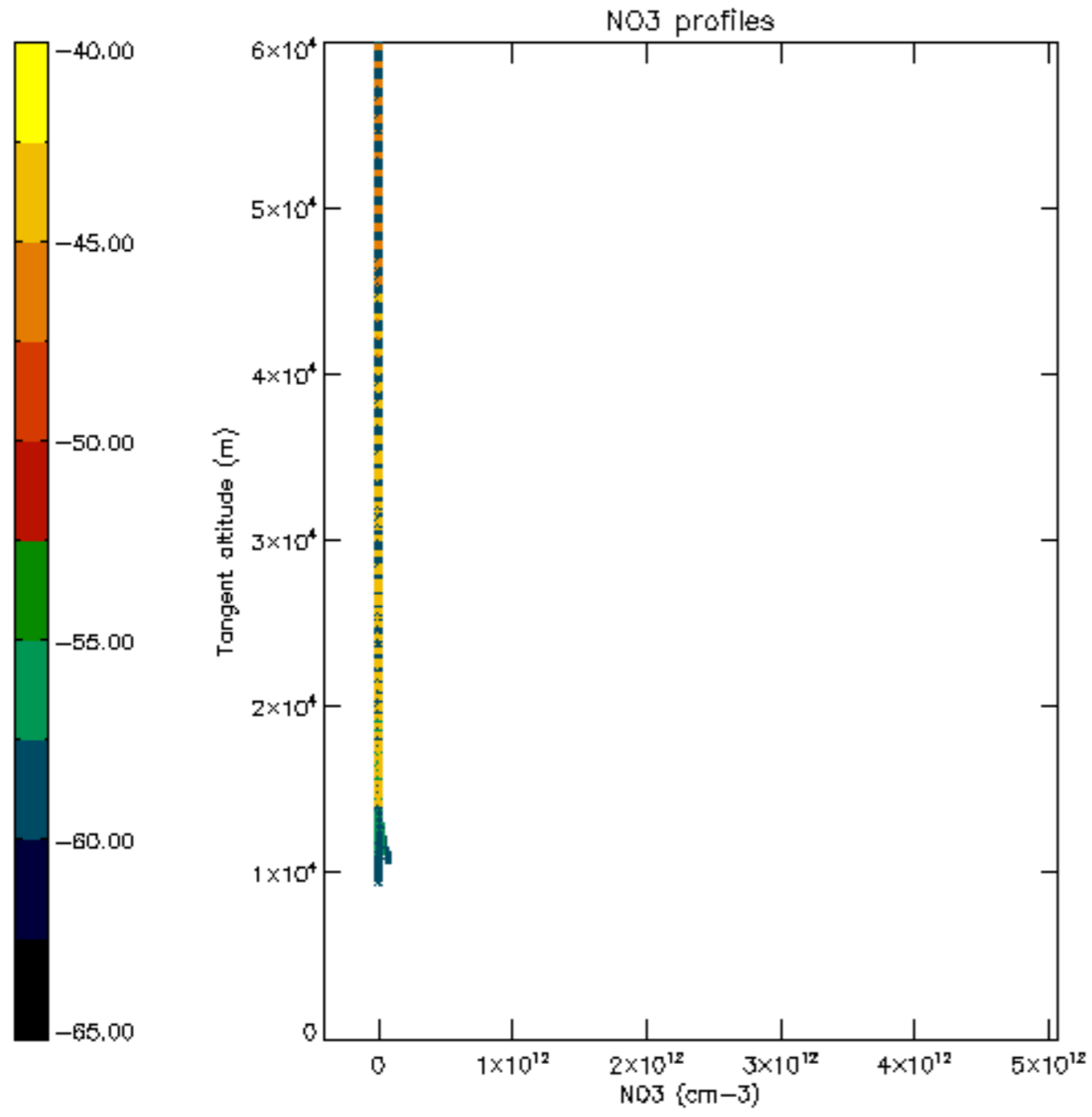


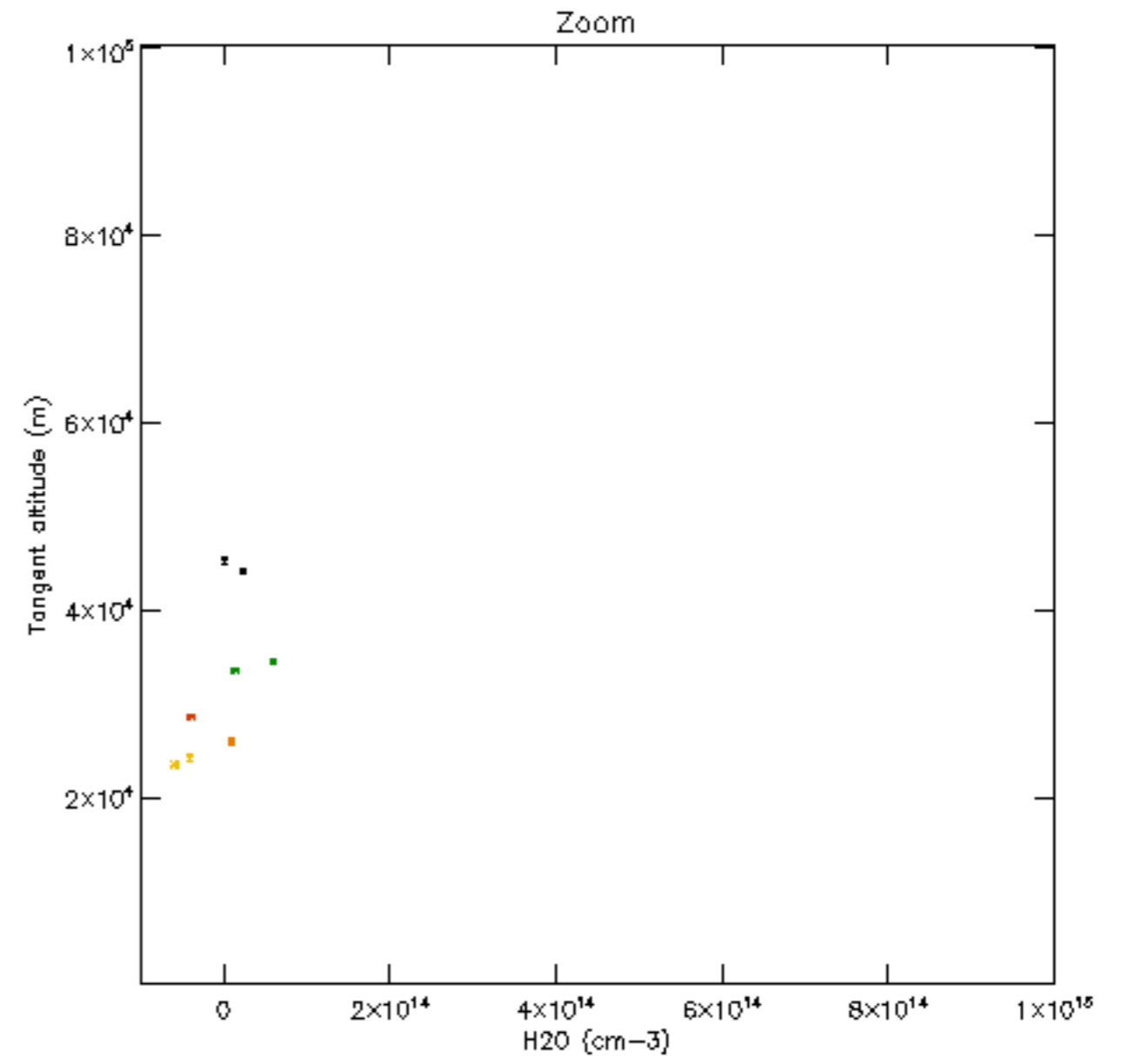
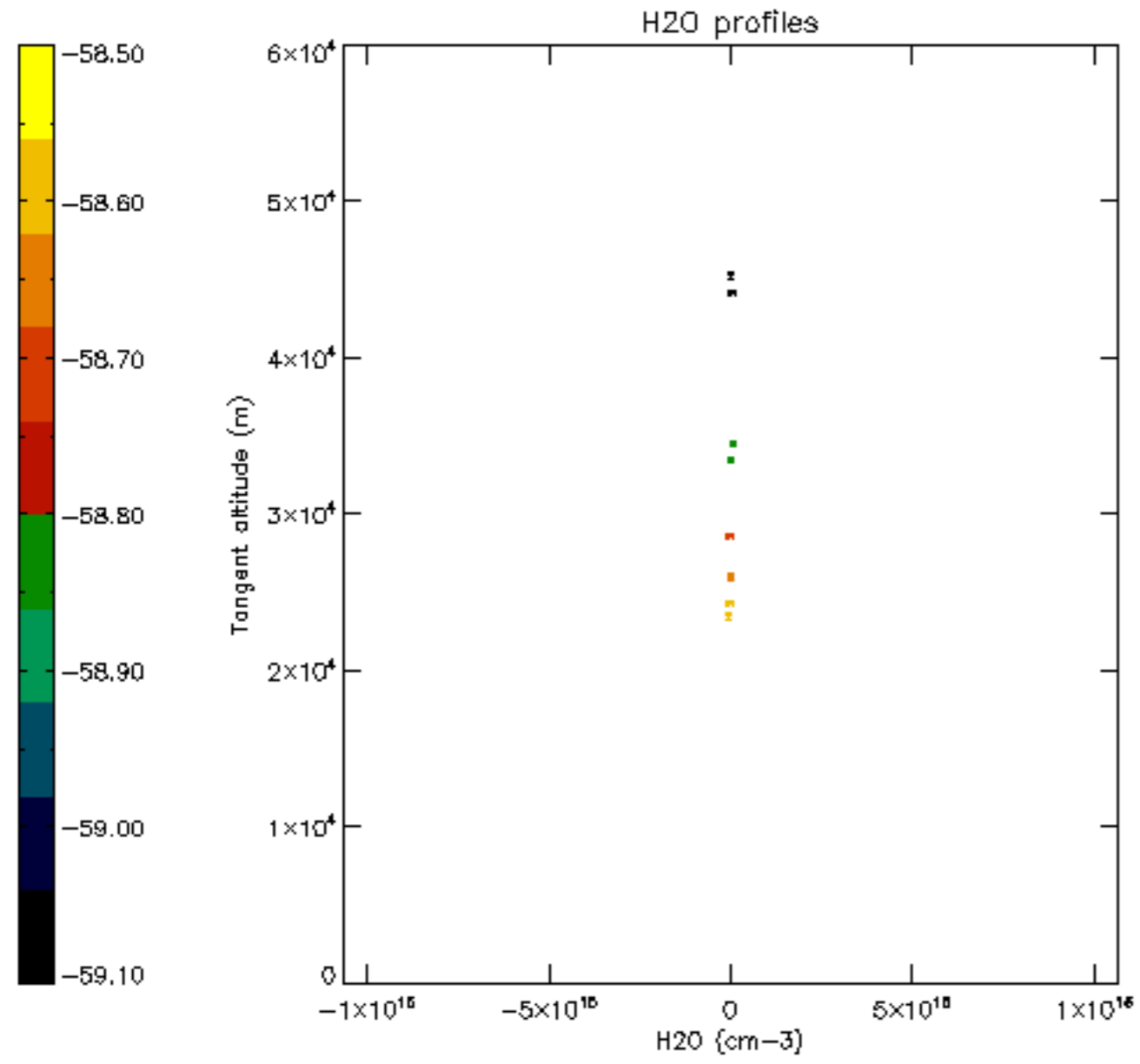


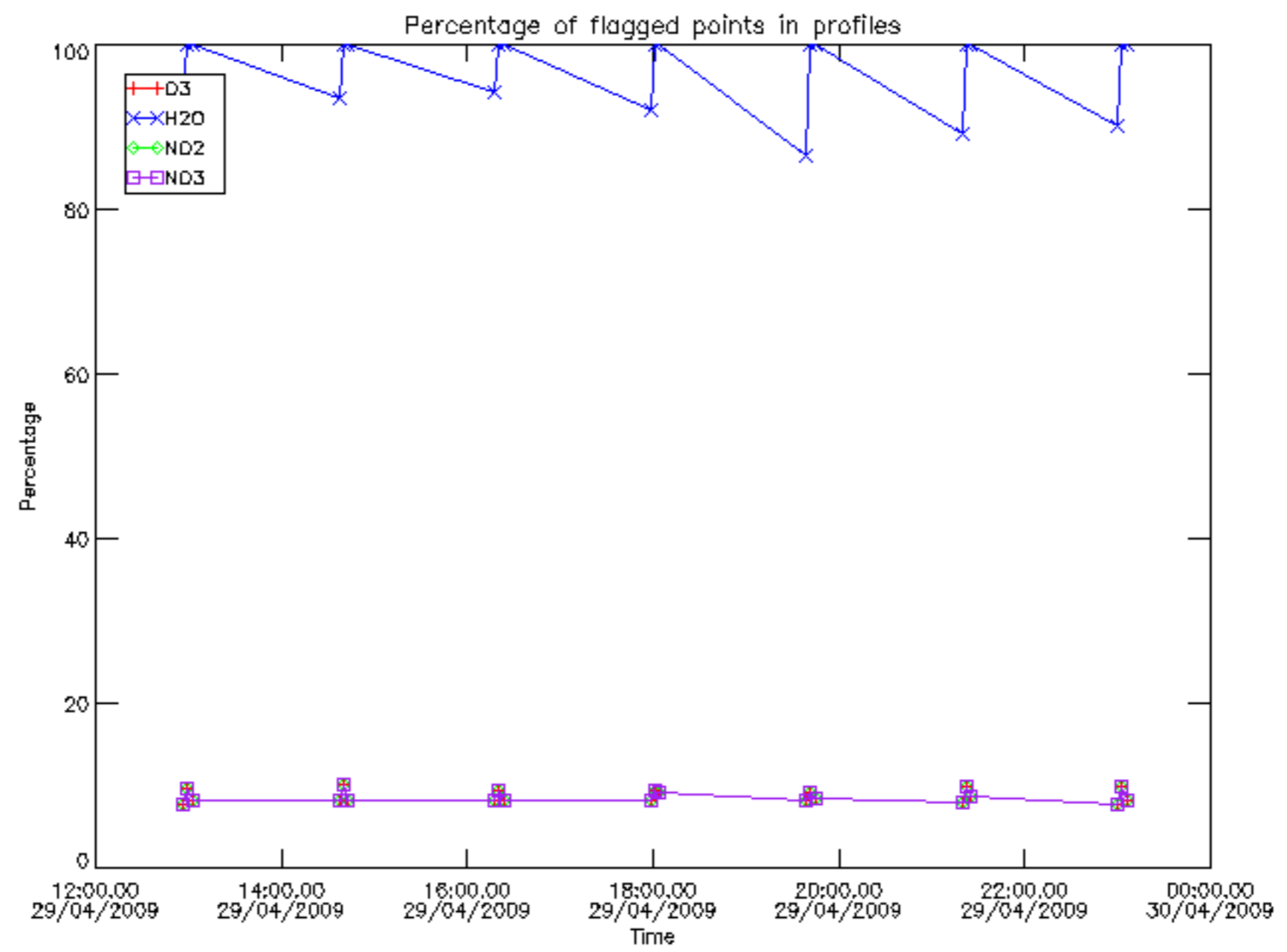




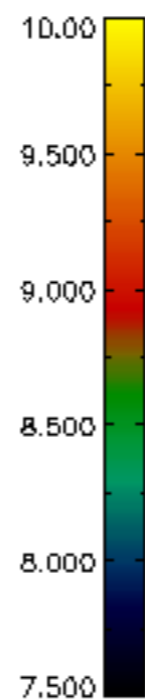
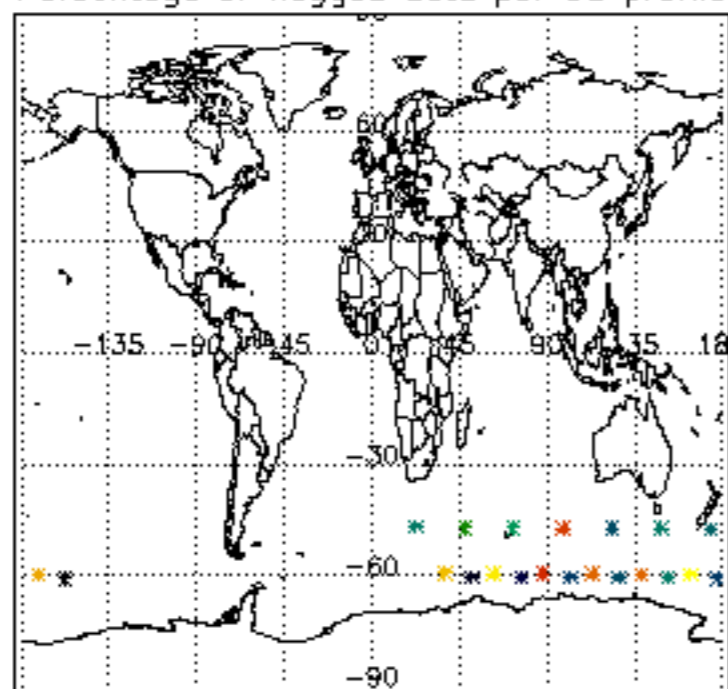




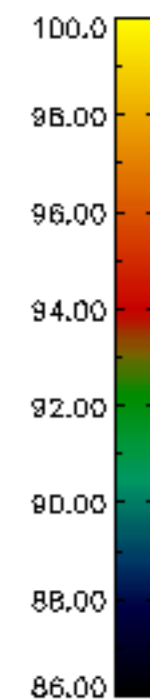
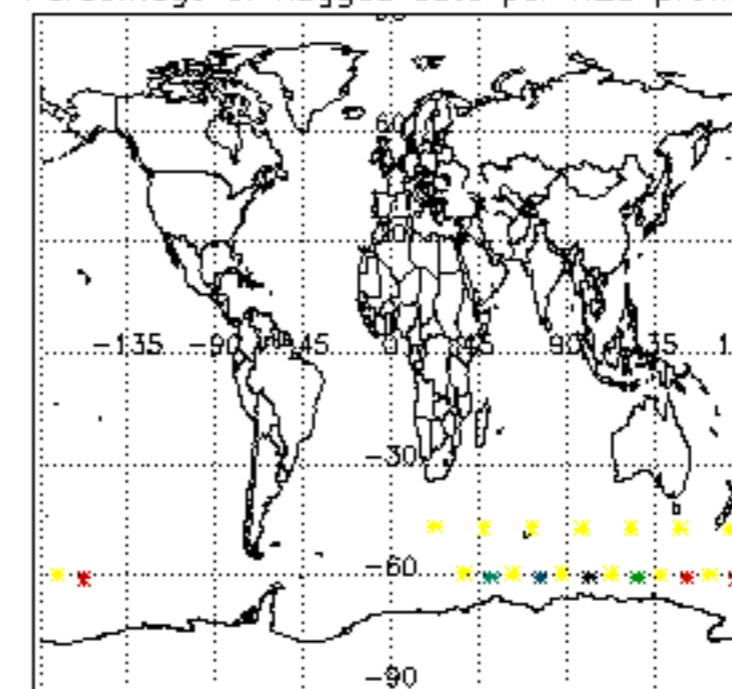




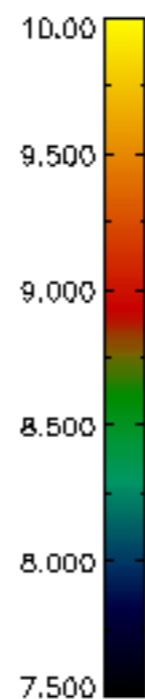
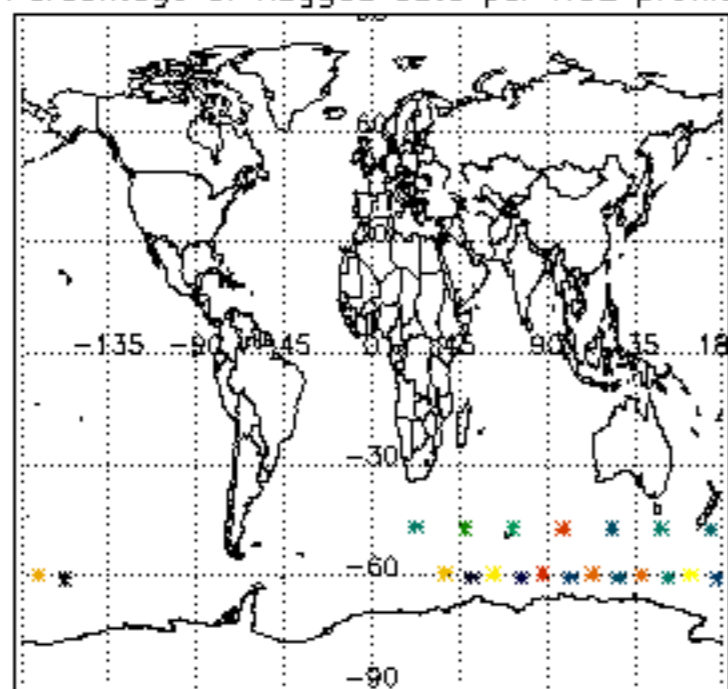
Percentage of flagged data per D3 profile



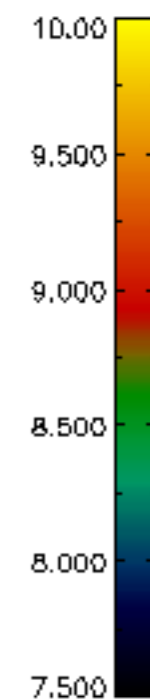
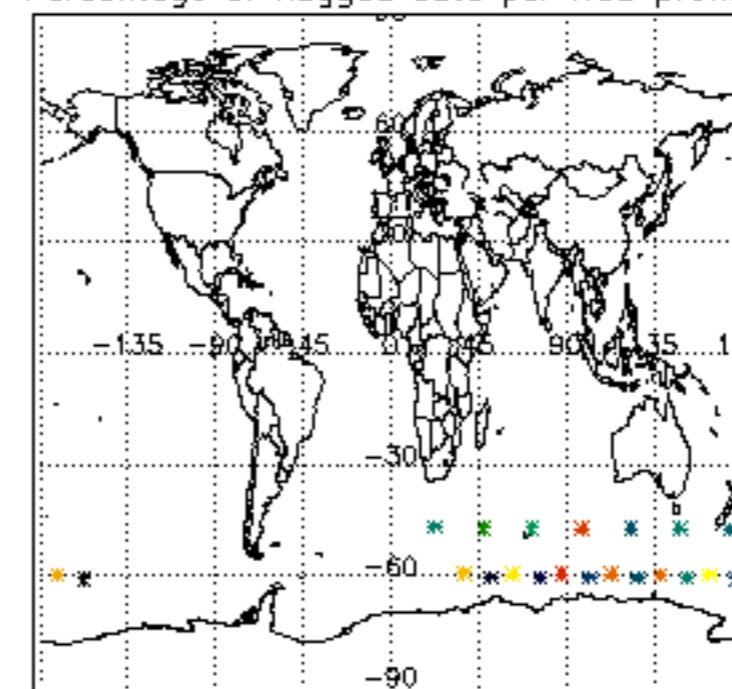
Percentage of flagged data per H2O profile

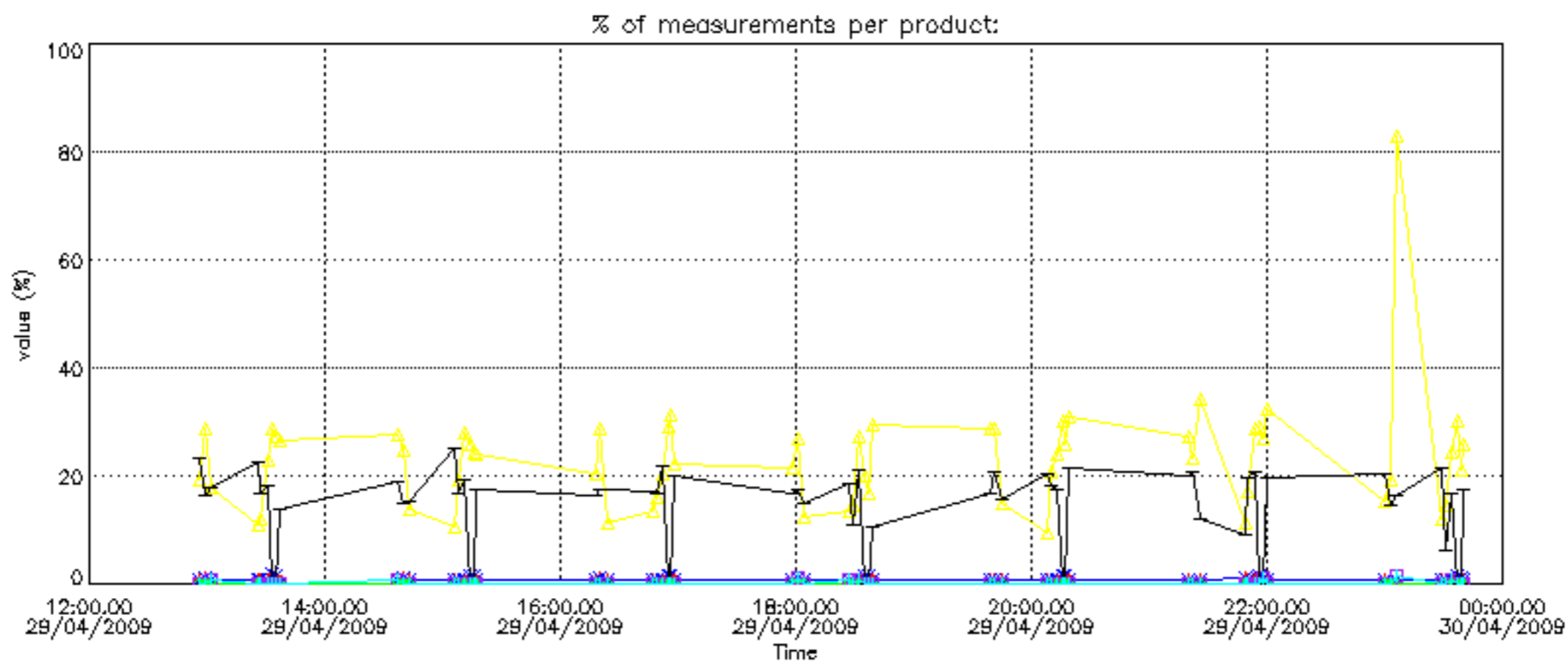


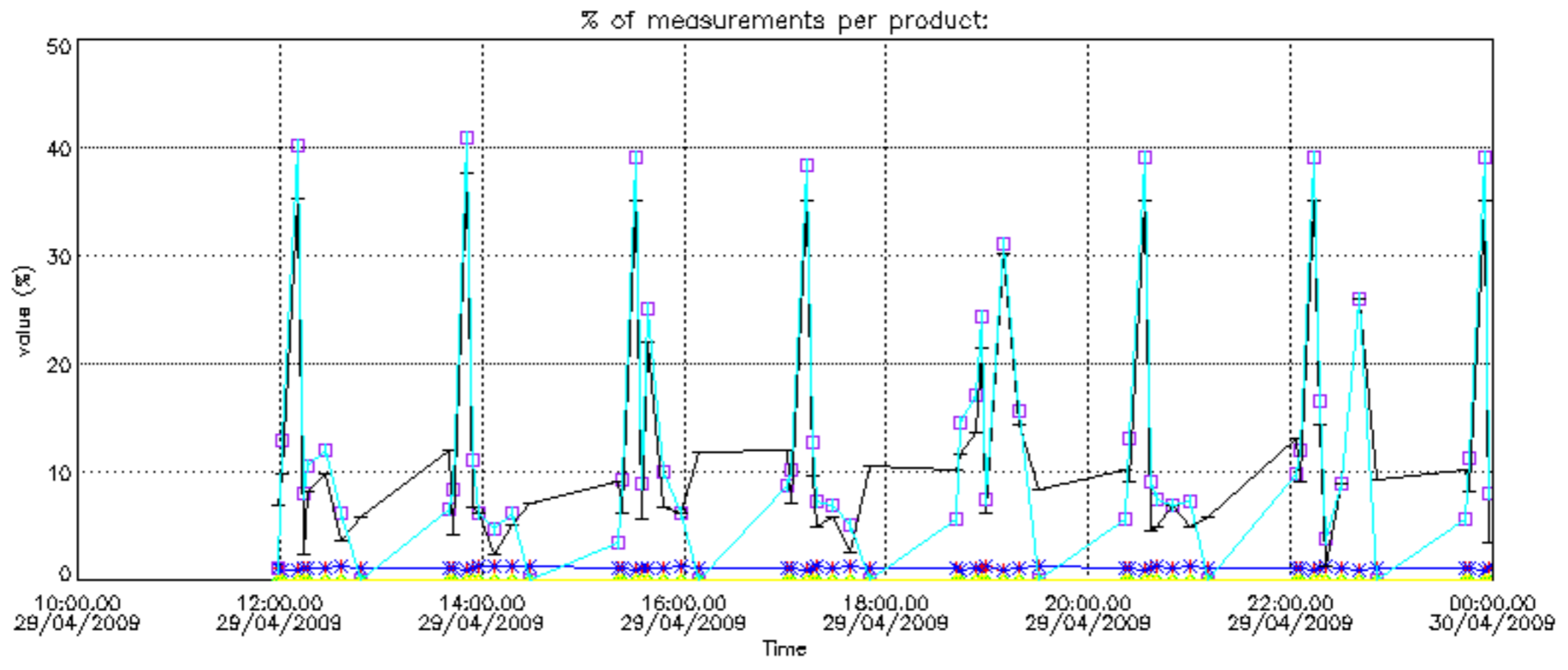
Percentage of flagged data per NO2 profile



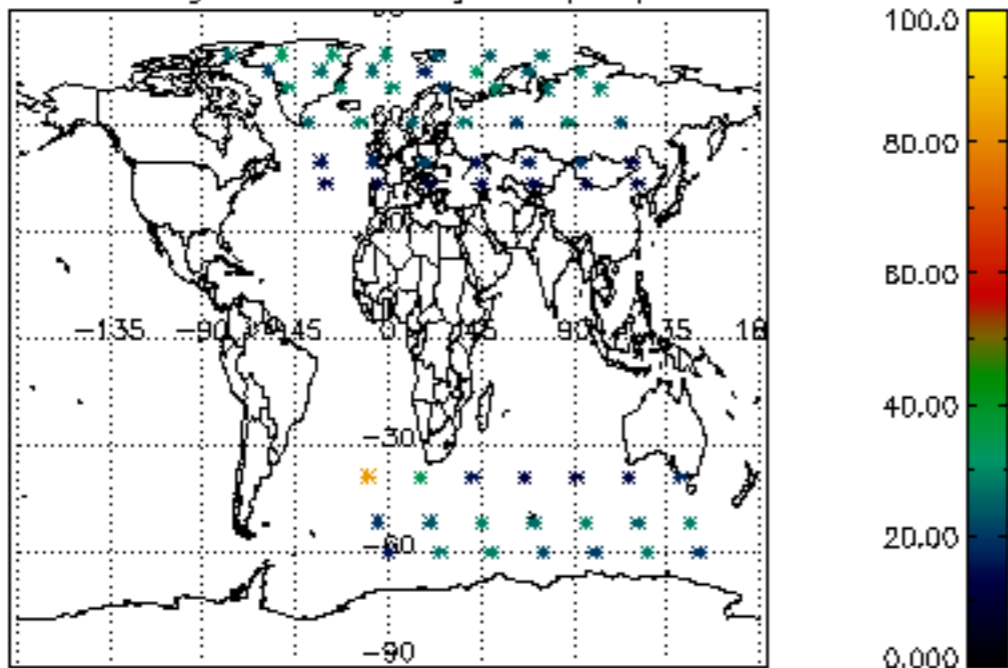
Percentage of flagged data per NO3 profile



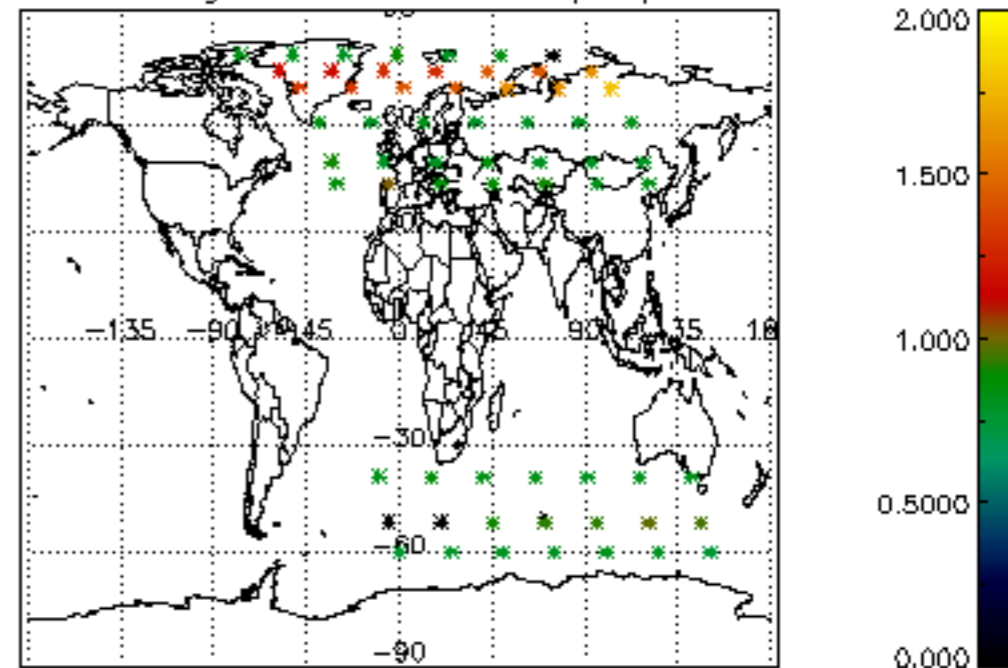




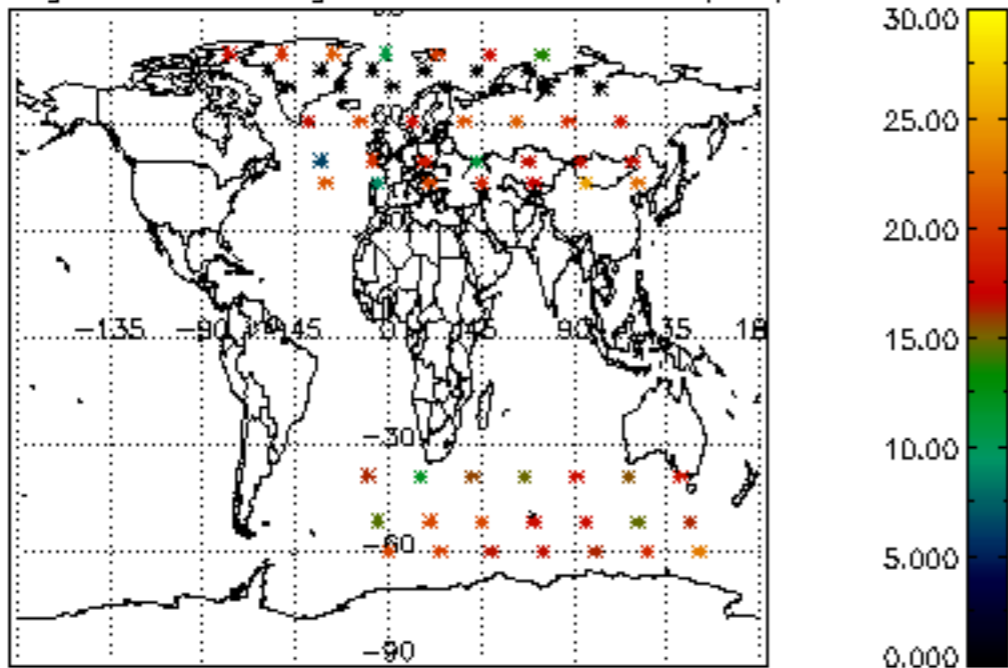
Percentage of cosmic ray hits per profile



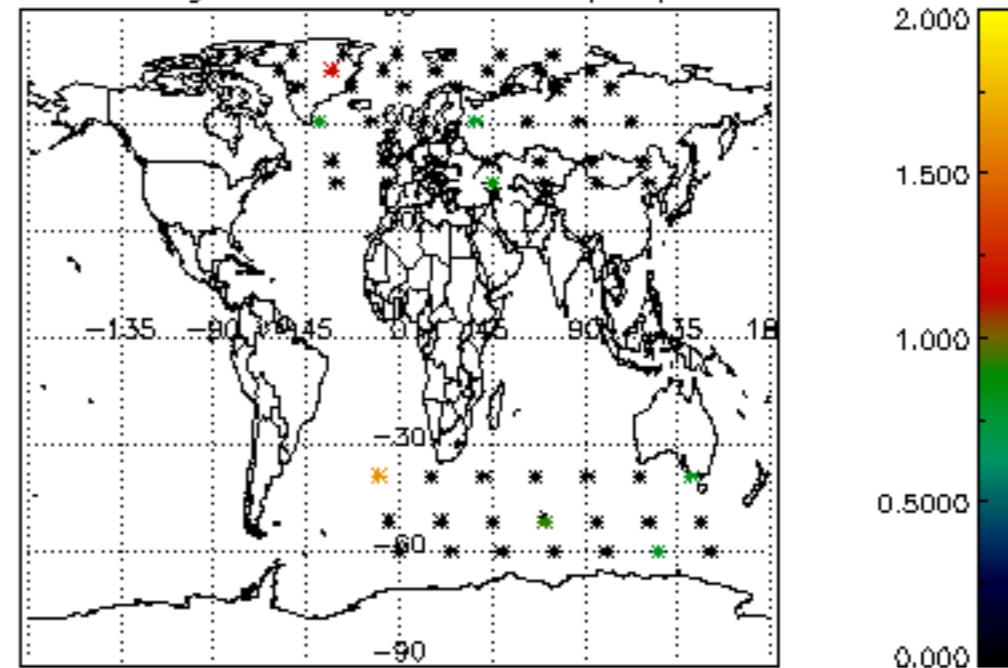
Percentage of datation errors per profile



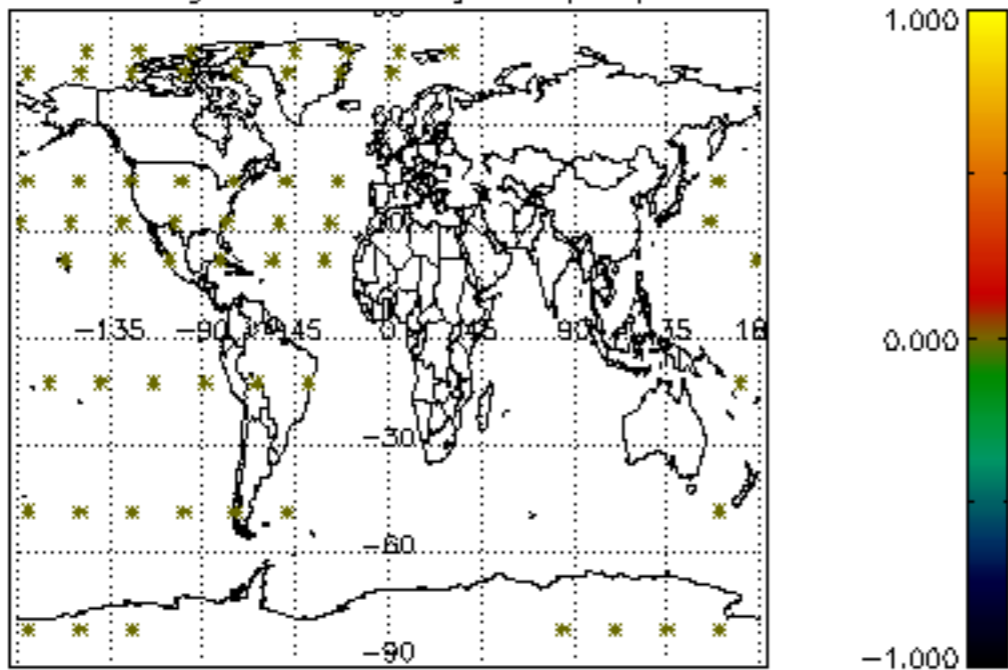
Percentage of star falling outside central band per profile



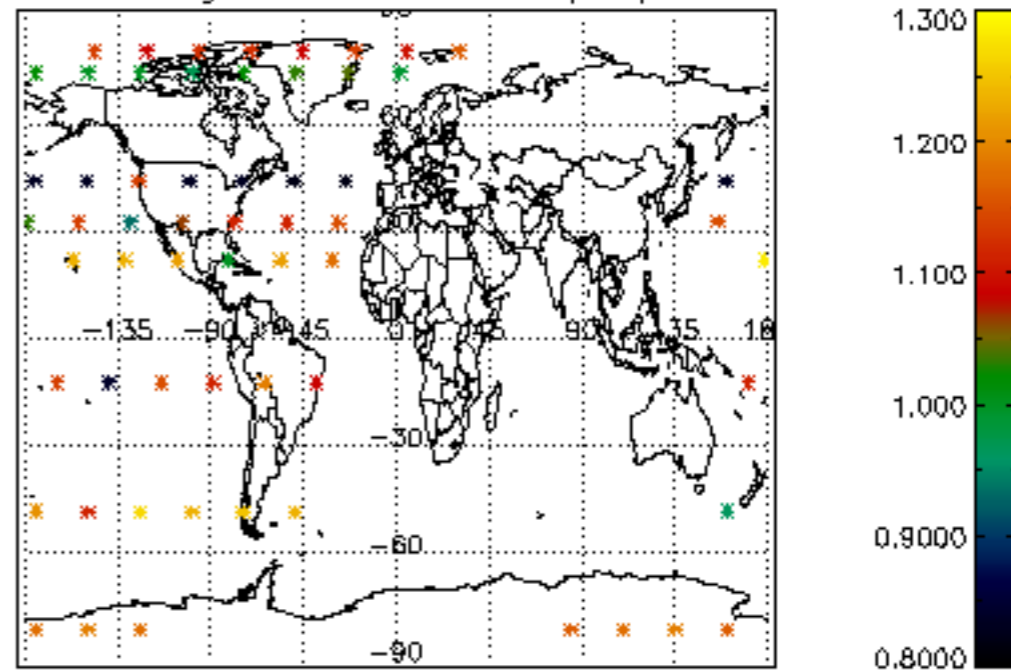
Percentage of saturation errors per profile



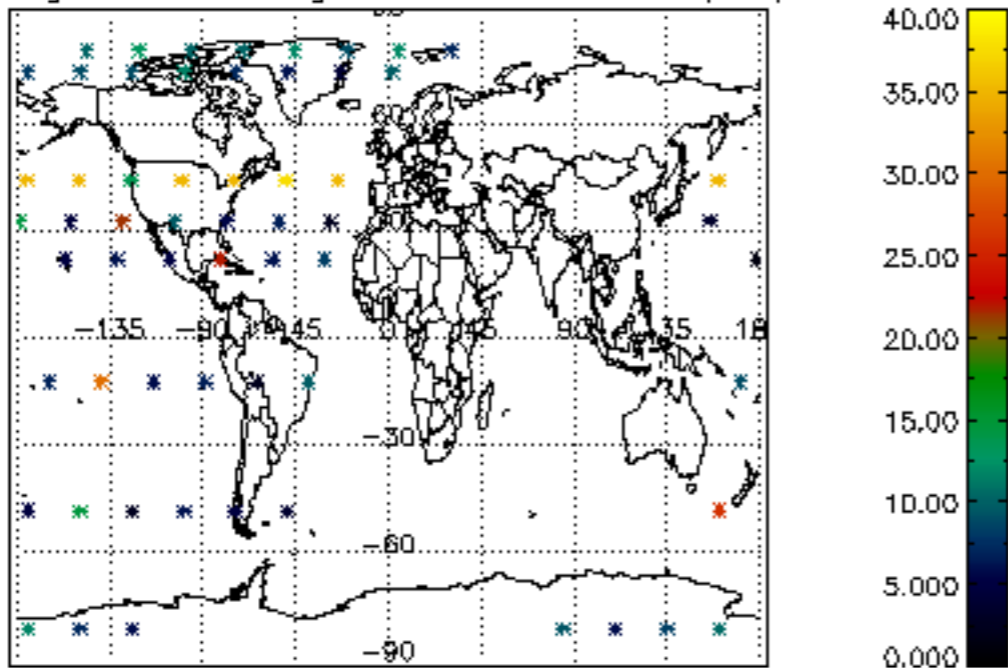
Percentage of cosmic ray hits per profile



Percentage of datation errors per profile



Percentage of star falling outside central band per profile



Percentage of saturation errors per profile

