

GOMOS Level 2 Daily Report

SUMMARY

[1. General Info](#)

[2. Summary of processed GOM_NL_2P products](#)

[3. Level 2 Quality information per product](#)

[3.1 Plot of level 2 quality information per product \(time dependant\)](#)

[3.2 Plot of level 2 quality information per product \(world map\)](#)

[4. Level 1 Quality information per product \(stored on level 2 products\)](#)

[4.1 Plot of level 1 quality information per product \(time dependant\)](#)

[4.1.1 Plot of level 1 quality information per product \(time dependant\): ASCENDING](#)

[4.1.2 Plot of level 1 quality information per product \(time dependant\): DESCENDING](#)

[4.2 Plot of level 1 quality information per product \(world map\)](#)

[4.2.1 Plot of level 1 quality information per product \(world map\): ASCENDING](#)

[4.2.2 Plot of level 1 quality information per product \(world map\): DESCENDING](#)

[5. Ozone profiles based on quality statistics and other trace gas profiles](#)

[5.1 Ozone statistics based on quality of products](#)

[5.2 Plot ozone profiles for all STD \(dark without errors\)](#)

[5.3 Plot ozone profiles where STD < 20% \(dark without errors\)](#)

[5.4. Plot ozone profiles where STD < 10% \(dark without errors\)](#)

[5.5. Plot ozone profiles where STD < 5% \(dark without errors\)](#)

[5.6 Plot NO2 profiles for all STD \(dark without errors\)](#)

[5.7 Plot NO3 profiles for all STD \(dark without errors\)](#)

[5.8 Plot H2O profiles \(only for occultations of stars 1,2,3,4,13,14,16,26,63 dark without errors\) for all STD](#)

[6. Auxiliary Data Files used for the production reported in section 2](#)

This report presents the daily analysis on parameters extracted from GOMOS level 2 data (GOM_NL__2P). It is intended to monitor some important parameters that will impact the quality of these products. A list of level 2 products (and content) that have arrived during the reporting day to the PCF is also given.

Item	Value
Time of report generation	26APR2013 09:00:56
Data source version	GOMOS/6.01
Start time of products	24-04-2009 (24APR2009 00:00:00)
Stop time of products	25-04-2009 (25APR2009 00:00:00)
Store outputs in DB	Yes
Nb of level 2 prods	186
Nb of prods with errors	0

2. Summary of processed GOM_NL__2P products.

Nr	Filename	UTC Start time	Limb	Duration	Star Id	Star Name	Star Mag	Star Temp	Nb Meas	Orbit	Prod. error
1	GOM_NL__2PRFIN20090424_000008_00000552078_00245_37373_9795.N1	24-APR-2009 00:00:08	Bright	54.500	119	14Eta Dra	2.7270	4700.0	109	37373	No
2	GOM_NL__2PRFIN20090424_000948_00000582078_00245_37373_9796.N1	24-APR-2009 00:09:48	Bright	57.500	89	5Alp Cep	2.4510	8000.0	115	37373	No
3	GOM_NL__2PRFIN20090424_001504_00000542078_00245_37373_9797.N1	24-APR-2009 00:15:04	Bright	53.500	19	50Alp Cyg	1.2460	10500.	107	37373	No
4	GOM_NL__2PRFIN20090424_002815_00000592078_00245_37373_9798.N1	24-APR-2009 00:28:15	Dark	59.000	61	8Eps Peg	2.1000	3900.0	118	37373	No
5	GOM_NL__2PRFIN20090424_003042_00000452078_00245_37373_9799.N1	24-APR-2009 00:30:42	Dark	45.000	162	34Alp Aqr	2.9440	5350.0	90	37373	No
6	GOM_NL__2PRFIN20090424_003350_00000532078_00245_37373_9800.N1	24-APR-2009 00:33:50	Dark	53.000	154	22Bet Aqr	2.8990	5700.0	106	37373	No
7	GOM_NL__2PRFIN20090424_005704_00000532078_00246_37374_9804.N1	24-APR-2009 00:57:04	Straylight	52.500	40	The Sco	1.8590	7100.0	105	37374	No
8	GOM_NL__2PRFIN20090424_005838_00000212078_00246_37374_9805.N1	24-APR-2009 00:58:38	Straylight	21.000	25	35Lam Sco	1.6200	28000.	42	37374	No
9	GOM_NL__2PRFIN20090424_010210_00000642078_00246_37374_9806.N1	24-APR-2009 01:02:10	Straylight	64.000	75	26Eps Sco	2.2910	4250.0	128	37374	No
10	GOM_NL__2PRFIN20090424_010728_00000562078_00246_37374_9807.N1	24-APR-2009 01:07:28	Tw_i_and_stray	56.000	158	6Pi Sco	2.9060	28000.	112	37374	No
11	GOM_NL__2PRFIN20090424_011229_00000492078_00246_37374_9808.N1	24-APR-2009 01:12:29	Bright	49.000	122	9Alp2Lib	2.7470	9700.0	98	37374	No
12	GOM_NL__2PRFIN20090424_012345_00000422078_00246_37374_9809.N1	24-APR-2009 01:23:45	Bright	41.500	111	8Eta Boo	2.6800	6000.0	83	37374	No
13	GOM_NL__2PRFIN20090424_012807_00000522078_00246_37374_9810.N1	24-APR-2009 01:28:07	Bright	52.000	83		2.3780	11000.	104	37374	No
14	GOM_NL__2PRFIN20090424_013059_00000442078_00246_37374_9811.N1	24-APR-2009 01:30:59	Bright	44.000	180	27Gam Boo	3.0400	8000.0	88	37374	No
15	GOM_NL__2PRFIN20090424_014043_00000482078_00246_37374_9812.N1	24-APR-2009 01:40:43	Bright	48.000	119	14Eta Dra	2.7270	4700.0	96	37374	No
16	GOM_NL__2PRFIN20090424_015023_00000382078_00246_37374_9813.N1	24-APR-2009 01:50:23	Bright	37.500	89	5Alp Cep	2.4510	8000.0	75	37374	No
17	GOM_NL__2PRFIN20090424_015539_00000452078_00246_37374_9814.N1	24-APR-2009 01:55:39	Bright	45.000	19	50Alp Cyg	1.2460	10500.	90	37374	No
18	GOM_NL__2PRFIN20090424_020851_00000442078_00246_37374_9815.N1	24-APR-2009 02:08:51	Dark	43.500	61	8Eps Peg	2.1000	3900.0	87	37374	No
19	GOM_NL__2PRFIN20090424_021119_00000402078_00246_37374_9816.N1	24-APR-2009 02:11:19	Dark	40.000	162	34Alp Aqr	2.9440	5350.0	80	37374	No
20	GOM_NL__2PRFIN20090424_021427_00000472078_00246_37374_9817.N1	24-APR-2009 02:14:27	Dark	47.000	154	22Bet Aqr	2.8990	5700.0	94	37374	No
21	GOM_NL__2PRFIN20090424_023741_00000592078_00247_37375_9818.N1	24-APR-2009 02:37:41	Straylight	59.000	40	The Sco	1.8590	7100.0	118	37375	No
22	GOM_NL__2PRFIN20090424_023915_00000642078_00247_37375_9819.N1	24-APR-2009 02:39:15	Straylight	63.500	25	35Lam Sco	1.6200	28000.	127	37375	No
23	GOM_NL__2PRFIN20090424_024247_00000692078_00247_37375_9820.N1	24-APR-2009 02:42:47	Straylight	68.500	75	26Eps Sco	2.2910	4250.0	137	37375	No
24	GOM_NL__2PRFIN20090424_024804_00000562078_00247_37375_9821.N1	24-APR-2009 02:48:04	Tw_i_and_stray	56.000	158	6Pi Sco	2.9060	28000.	112	37375	No
25	GOM_NL__2PRFIN20090424_025305_00000532078_00247_37375_9822.N1	24-APR-2009 02:53:05	Bright	52.500	122	9Alp2Lib	2.7470	9700.0	105	37375	No
26	GOM_NL__2PRFIN20090424_030421_00000432078_00247_37375_9823.N1	24-APR-2009 03:04:21	Bright	42.500	111	8Eta Boo	2.6800	6000.0	85	37375	No
27	GOM_NL__2PRFIN20090424_030842_00000502078_00247_37375_9824.N1	24-APR-2009 03:08:42	Bright	49.500	83		2.3780	11000.	99	37375	No
28	GOM_NL__2PRFIN20090424_031134_00000442078_00247_37375_9825.N1	24-APR-2009 03:11:34	Bright	43.500	180	27Gam Boo	3.0400	8000.0	87	37375	No
29	GOM_NL__2PRFIN20090424_032119_00000462078_00247_37375_9826.N1	24-APR-2009 03:21:19	Bright	45.500	119	14Eta Dra	2.7270	4700.0	91	37375	No
30	GOM_NL__2PRFIN20090424_033059_00000372078_00247_37375_9827.N1	24-APR-2009 03:30:59	Bright	36.500	89	5Alp Cep	2.4510	8000.0	73	37375	No
31	GOM_NL__2PRFIN20090424_033615_00000572078_00247_37375_9828.N1	24-APR-2009 03:36:15	Bright	57.000	19	50Alp Cyg	1.2460	10500.	114	37375	No
32	GOM_NL__2PRFIN20090424_034928_00000562078_00247_37375_9829.N1	24-APR-2009 03:49:28	Dark	56.000	61	8Eps Peg	2.1000	3900.0	112	37375	No
33	GOM_NL__2PRFIN20090424_035155_00000492078_00247_37375_9830.N1	24-APR-2009 03:51:55	Dark	48.500	162	34Alp Aqr	2.9440	5350.0	97	37375	No
34	GOM_NL__2PRFIN20090424_035504_00000532078_00247_37375_9831.N1	24-APR-2009 03:55:04	Dark	52.500	154	22Bet Aqr	2.8990	5700.0	105	37375	No
35	GOM_NL__2PRFIN20090424_041818_00000502078_00248_37376_9832.N1	24-APR-2009 04:18:18	Straylight	49.500	40	The Sco	1.8590	7100.0	99	37376	No
36	GOM_NL__2PRFIN20090424_041952_00000352078_00248_37376_9833.N1	24-APR-2009 04:19:52	Straylight	35.000	25	35Lam Sco	1.6200	28000.	70	37376	No
37	GOM_NL__2PRFIN20090424_042324_00000642078_00248_37376_9834.N1	24-APR-2009 04:23:24	Straylight	63.500	75	26Eps Sco	2.2910	4250.0	127	37376	No
38	GOM_NL__2PRFIN20090424_042841_00000572078_00248_37376_9835.N1	24-APR-2009 04:28:41	Tw_i_and_stray	57.000	158	6Pi Sco	2.9060	28000.	114	37376	No
39	GOM_NL__2PRFIN20090424_043341_00000492078_00248_37376_9836.N1	24-APR-2009 04:33:41	Bright	48.500	122	9Alp2Lib	2.7470	9700.0	97	37376	No
40	GOM_NL__2PRFIN20090424_044457_00000412078_00248_37376_9837.N1	24-APR-2009 04:44:57	Bright	41.000	111	8Eta Boo	2.6800	6000.0	82	37376	No
41	GOM_NL__2PRFIN20090424_044918_00000512078_00248_37376_9838.N1	24-APR-2009 04:49:18	Bright	50.500	83		2.3780	11000.	101	37376	No
42	GOM_NL__2PRFIN20090424_045209_00000662078_00248_37376_9839.N1	24-APR-2009 04:52:09	Bright	66.000	180	27Gam Boo	3.0400	8000.0	132	37376	No

43	GOM_NL__2PRFIN20090424_050154_000000452078_00248_37376_9840.N1	24-APR-2009 05:01:54	Bright	44.500	119	14Eta Dra	2.7270	4700.0	89	37376	No
44	GOM_NL__2PRFIN20090424_051135_000000372078_00248_37376_9841.N1	24-APR-2009 05:11:35	Bright	36.500	89	5Alp Cep	2.4510	8000.0	73	37376	No
45	GOM_NL__2PRFIN20090424_051651_000000722078_00248_37376_9842.N1	24-APR-2009 05:16:51	Bright	72.000	19	50Alp Cyg	1.2460	10500.	144	37376	No
46	GOM_NL__2PRFIN20090424_053004_000000582078_00248_37376_9843.N1	24-APR-2009 05:30:04	Dark	58.000	61	8Eps Peg	2.1000	3900.0	116	37376	No
47	GOM_NL__2PRFIN20090424_053232_000000252078_00248_37376_9844.N1	24-APR-2009 05:32:32	Dark	24.500	162	34Alp Aqr	2.9440	5350.0	49	37376	No
48	GOM_NL__2PRFIN20090424_053541_000000542078_00248_37376_9845.N1	24-APR-2009 05:35:41	Dark	54.000	154	22Bet Aqr	2.8990	5700.0	108	37376	No
49	GOM_NL__2PRFIN20090424_055854_000000542078_00249_37377_9868.N1	24-APR-2009 05:58:54	Straylight	53.500	40	The Sco	1.8590	7100.0	107	37377	No
50	GOM_NL__2PRFIN20090424_060030_000000642078_00249_37377_9869.N1	24-APR-2009 06:00:30	Straylight	63.500	25	35Lam Sco	1.6200	28000.	127	37377	No
51	GOM_NL__2PRFIN20090424_060401_000000632078_00249_37377_9870.N1	24-APR-2009 06:04:01	Straylight	62.500	75	26Eps Sco	2.2910	4250.0	125	37377	No
52	GOM_NL__2PRFIN20090424_060917_000000572078_00249_37377_9871.N1	24-APR-2009 06:09:17	Twi_and_stray	57.000	158	6Pi Sco	2.9060	28000.	114	37377	No
53	GOM_NL__2PRFIN20090424_061417_000000502078_00249_37377_9872.N1	24-APR-2009 06:14:17	Bright	50.000	122	9Alp2Lib	2.7470	9700.0	100	37377	No
54	GOM_NL__2PRFIN20090424_062532_000000472078_00249_37377_9873.N1	24-APR-2009 06:25:32	Bright	46.500	111	8Eta Boo	2.6800	6000.0	93	37377	No
55	GOM_NL__2PRFIN20090424_062953_000000502078_00249_37377_9874.N1	24-APR-2009 06:29:53	Bright	50.000	83		2.3780	11000.	100	37377	No
56	GOM_NL__2PRFIN20090424_063245_000000432078_00249_37377_9875.N1	24-APR-2009 06:32:45	Bright	43.000	180	27Gam Boo	3.0400	8000.0	86	37377	No
57	GOM_NL__2PRFIN20090424_064229_000000462078_00249_37377_9876.N1	24-APR-2009 06:42:29	Bright	45.500	119	14Eta Dra	2.7270	4700.0	91	37377	No
58	GOM_NL__2PRFIN20090424_065211_000000412078_00249_37377_9877.N1	24-APR-2009 06:52:11	Bright	40.500	89	5Alp Cep	2.4510	8000.0	81	37377	No
59	GOM_NL__2PRFIN20090424_065727_000000752078_00249_37377_9878.N1	24-APR-2009 06:57:27	Bright	75.000	19	50Alp Cyg	1.2460	10500.	150	37377	No
60	GOM_NL__2PRFIN20090424_071041_000000562078_00249_37377_9879.N1	24-APR-2009 07:10:41	Dark	56.000	61	8Eps Peg	2.1000	3900.0	112	37377	No
61	GOM_NL__2PRFIN20090424_071309_000000482078_00249_37377_9880.N1	24-APR-2009 07:13:09	Dark	48.000	162	34Alp Aqr	2.9440	5350.0	96	37377	No
62	GOM_NL__2PRFIN20090424_071618_000000532078_00249_37377_9881.N1	24-APR-2009 07:16:18	Dark	53.000	154	22Bet Aqr	2.8990	5700.0	106	37377	No
63	GOM_NL__2PRFIN20090424_073932_000000572078_00250_37378_9879.N1	24-APR-2009 07:39:32	Straylight	56.500	40	The Sco	1.8590	7100.0	113	37378	No
64	GOM_NL__2PRFIN20090424_074107_000000622078_00250_37378_9880.N1	24-APR-2009 07:41:07	Straylight	62.000	25	35Lam Sco	1.6200	28000.	124	37378	No
65	GOM_NL__2PRFIN20090424_074437_000000642078_00250_37378_9881.N1	24-APR-2009 07:44:37	Straylight	63.500	75	26Eps Sco	2.2910	4250.0	127	37378	No
66	GOM_NL__2PRFIN20090424_074954_000000582078_00250_37378_9882.N1	24-APR-2009 07:49:54	Twi_and_stray	58.000	158	6Pi Sco	2.9060	28000.	116	37378	No
67	GOM_NL__2PRFIN20090424_075453_000000472078_00250_37378_9883.N1	24-APR-2009 07:54:53	Bright	47.000	122	9Alp2Lib	2.7470	9700.0	94	37378	No
68	GOM_NL__2PRFIN20090424_080608_000000402078_00250_37378_9884.N1	24-APR-2009 08:06:08	Bright	40.000	111	8Eta Boo	2.6800	6000.0	80	37378	No
69	GOM_NL__2PRFIN20090424_081028_000000502078_00250_37378_9885.N1	24-APR-2009 08:10:28	Bright	49.500	83		2.3780	11000.	99	37378	No
70	GOM_NL__2PRFIN20090424_081320_000000452078_00250_37378_9886.N1	24-APR-2009 08:13:20	Bright	45.000	180	27Gam Boo	3.0400	8000.0	90	37378	No
71	GOM_NL__2PRFIN20090424_082305_000000462078_00250_37378_9887.N1	24-APR-2009 08:23:05	Bright	45.500	119	14Eta Dra	2.7270	4700.0	91	37378	No
72	GOM_NL__2PRFIN20090424_083247_000000362078_00250_37378_9888.N1	24-APR-2009 08:32:47	Bright	36.000	89	5Alp Cep	2.4510	8000.0	72	37378	No
73	GOM_NL__2PRFIN20090424_083802_000000442078_00250_37378_9889.N1	24-APR-2009 08:38:02	Bright	44.000	19	50Alp Cyg	1.2460	10500.	88	37378	No
74	GOM_NL__2PRFIN20090424_085118_000000572078_00250_37378_9890.N1	24-APR-2009 08:51:18	Dark	57.000	61	8Eps Peg	2.1000	3900.0	114	37378	No
75	GOM_NL__2PRFIN20090424_085345_000000522078_00250_37378_9891.N1	24-APR-2009 08:53:45	Dark	52.000	162	34Alp Aqr	2.9440	5350.0	104	37378	No
76	GOM_NL__2PRFIN20090424_085654_000000542078_00250_37378_9892.N1	24-APR-2009 08:56:54	Dark	54.000	154	22Bet Aqr	2.8990	5700.0	108	37378	No
77	GOM_NL__2PRFIN20090424_110045_000000622078_00252_37380_9907.N1	24-APR-2009 11:00:45	Straylight	62.000	40	The Sco	1.8590	7100.0	124	37380	No
78	GOM_NL__2PRFIN20090424_110221_000000622078_00252_37380_9908.N1	24-APR-2009 11:02:21	Straylight	61.500	25	35Lam Sco	1.6200	28000.	123	37380	No
79	GOM_NL__2PRFIN20090424_110551_000000622078_00252_37380_9909.N1	24-APR-2009 11:05:51	Straylight	62.000	75	26Eps Sco	2.2910	4250.0	124	37380	No
80	GOM_NL__2PRFIN20090424_111107_000000592078_00252_37380_9910.N1	24-APR-2009 11:11:07	Twi_and_stray	58.500	158	6Pi Sco	2.9060	28000.	117	37380	No
81	GOM_NL__2PRFIN20090424_111605_000000502078_00252_37380_9911.N1	24-APR-2009 11:16:05	Bright	49.500	122	9Alp2Lib	2.7470	9700.0	99	37380	No
82	GOM_NL__2PRFIN20090424_112719_000000412078_00252_37380_9912.N1	24-APR-2009 11:27:19	Bright	40.500	111	8Eta Boo	2.6800	6000.0	81	37380	No
83	GOM_NL__2PRFIN20090424_113138_000000502078_00252_37380_9913.N1	24-APR-2009 11:31:38	Bright	49.500	83		2.3780	11000.	99	37380	No
84	GOM_NL__2PRFIN20090424_113431_000000452078_00252_37380_9914.N1	24-APR-2009 11:34:31	Bright	45.000	180	27Gam Boo	3.0400	8000.0	90	37380	No
85	GOM_NL__2PRFIN20090424_114415_000000462078_00252_37380_9915.N1	24-APR-2009 11:44:15	Bright	45.500	119	14Eta Dra	2.7270	4700.0	91	37380	No
86	GOM_NL__2PRFIN20090424_115358_000000452078_00252_37380_9916.N1	24-APR-2009 11:53:58	Bright	45.000	89	5Alp Cep	2.4510	8000.0	90	37380	No
87	GOM_NL__2PRFIN20090424_115914_000000542078_00252_37380_9917.N1	24-APR-2009 11:59:14	Bright	53.500	19	50Alp Cyg	1.2460	10500.	107	37380	No
88	GOM_NL__2PRFIN20090424_121231_000000582078_00252_37380_9918.N1	24-APR-2009 12:12:31	Dark	58.000	61	8Eps Peg	2.1000	3900.0	116	37380	No
89	GOM_NL__2PRFIN20090424_121458_000000502078_00252_37380_9919.N1	24-APR-2009 12:14:58	Dark	50.000	162	34Alp Aqr	2.9440	5350.0	100	37380	No
90	GOM_NL__2PRFIN20090424_121808_000000542078_00252_37380_9920.N1	24-APR-2009 12:18:08	Dark	54.000	154	22Bet Aqr	2.8990	5700.0	108	37380	No
91	GOM_NL__2PRFIN20090424_124122_000000592078_00253_37381_9921.N1	24-APR-2009 12:41:22	Straylight	58.500	40	The Sco	1.8590	7100.0	117	37381	No
92	GOM_NL__2PRFIN20090424_124258_000000602078_00253_37381_9922.N1	24-APR-2009 12:42:58	Straylight	59.500	25	35Lam Sco	1.6200	28000.	119	37381	No
93	GOM_NL__2PRFIN20090424_124628_000000572078_00253_37381_9923.N1	24-APR-2009 12:46:28	Straylight	56.500	75	26Eps Sco	2.2910	4250.0	113	37381	No
94	GOM_NL__2PRFIN20090424_125143_000000602078_00253_37381_9924.N1	24-APR-2009 12:51:43	Twi_and_stray	59.500	158	6Pi Sco	2.9060	28000.	119	37381	No
95	GOM_NL__2PRFIN20090424_125641_000000492078_00253_37381_9925.N1	24-APR-2009 12:56:41	Bright	49.000	122	9Alp2Lib	2.7470	9700.0	98	37381	No
96	GOM_NL__2PRFIN20090424_130755_000000402078_00253_37381_9926.N1	24-APR-2009 13:07:55	Bright	40.000	111	8Eta Boo	2.6800	6000.0	80	37381	No
97	GOM_NL__2PRFIN20090424_131214_000000512078_00253_37381_9927.N1	24-APR-2009 13:12:14	Bright	51.000	83		2.3780	11000.	102	37381	No
98	GOM_NL__2PRFIN20090424_131506_000000452078_00253_37381_9928.N1	24-APR-2009 13:15:06	Bright	44.500	180	27Gam Boo	3.0400	8000.0	89	37381	No
99	GOM_NL__2PRFIN20090424_132450_000000462078_00253_37381_9929.N1	24-APR-2009 13:24:50	Bright	45.500	119	14Eta Dra	2.7270	4700.0	91	37381	No
100	GOM_NL__2PRFIN20090424_133434_000000422078_00253_37381_9930.N1	24-APR-2009 13:34:34	Bright	42.000	89	5Alp Cep	2.4510	8000.0	84	37381	No
101	GOM_NL__2PRFIN20090424_133949_000000312078_00253_37381_9931.N1	24-APR-2009 13:39:49	Twi_and_stray	31.000	19	50Alp Cyg	1.2460	10500.	62	37381	No

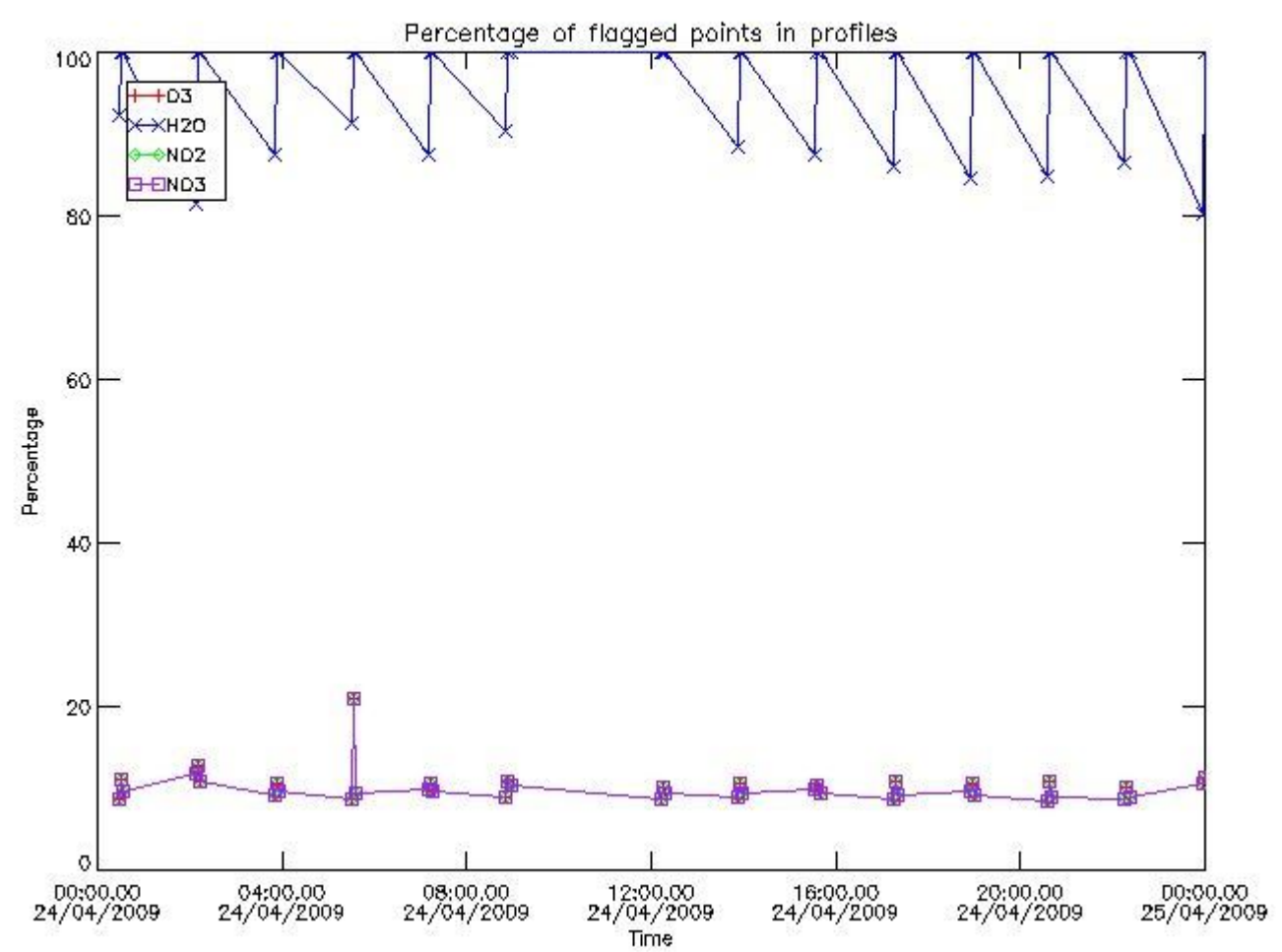
102	GOM_NL__2PRFIN20090424_135307_000000572078_00253_37381_9932.N1	24-APR-2009 13:53:07	Dark	57.000	61	8Eps Peg	2.1000	3900.0	114	37381	No
103	GOM_NL__2PRFIN20090424_135535_000000482078_00253_37381_9933.N1	24-APR-2009 13:55:35	Dark	48.000	162	34Alp Aqr	2.9440	5350.0	96	37381	No
104	GOM_NL__2PRFIN20090424_135845_000000542078_00253_37381_9934.N1	24-APR-2009 13:58:45	Dark	54.000	154	22Bet Aqr	2.8990	5700.0	108	37381	No
105	GOM_NL__2PRFIN20090424_142159_000000582078_00254_37382_9934.N1	24-APR-2009 14:21:59	Straylight	58.000	40	The Sco	1.8590	7100.0	116	37382	No
106	GOM_NL__2PRFIN20090424_142335_000000652078_00254_37382_9935.N1	24-APR-2009 14:23:35	Straylight	65.000	25	35Lam Sco	1.6200	28000.	130	37382	No
107	GOM_NL__2PRFIN20090424_142705_000000642078_00254_37382_9936.N1	24-APR-2009 14:27:05	Straylight	63.500	75	26Eps Sco	2.2910	4250.0	127	37382	No
108	GOM_NL__2PRFIN20090424_143219_000000312078_00254_37382_9937.N1	24-APR-2009 14:32:19	Tw_i_and_stray	30.500	158	6Pi Sco	2.9060	28000.	61	37382	No
109	GOM_NL__2PRFIN20090424_143718_000000492078_00254_37382_9938.N1	24-APR-2009 14:37:18	Bright	49.000	122	9Alp2Lib	2.7470	9700.0	98	37382	No
110	GOM_NL__2PRFIN20090424_144831_000000412078_00254_37382_9939.N1	24-APR-2009 14:48:31	Bright	40.500	111	8Eta Boo	2.6800	6000.0	81	37382	No
111	GOM_NL__2PRFIN20090424_145249_000000482078_00254_37382_9940.N1	24-APR-2009 14:52:49	Bright	48.000	83		2.3780	11000.	96	37382	No
112	GOM_NL__2PRFIN20090424_145541_000000442078_00254_37382_9941.N1	24-APR-2009 14:55:41	Bright	44.000	180	27Gam Boo	3.0400	8000.0	88	37382	No
113	GOM_NL__2PRFIN20090424_150526_000000452078_00254_37382_9942.N1	24-APR-2009 15:05:26	Bright	45.000	119	14Eta Dra	2.7270	4700.0	90	37382	No
114	GOM_NL__2PRFIN20090424_151509_000000412078_00254_37382_9943.N1	24-APR-2009 15:15:09	Bright	40.500	89	5Alp Cep	2.4510	8000.0	81	37382	No
115	GOM_NL__2PRFIN20090424_152025_000000572078_00254_37382_9944.N1	24-APR-2009 15:20:25	Bright	56.500	19	50Alp Cyg	1.2460	10500.	113	37382	No
116	GOM_NL__2PRFIN20090424_153344_000000562078_00254_37382_9945.N1	24-APR-2009 15:33:44	Dark	56.000	61	8Eps Peg	2.1000	3900.0	112	37382	No
117	GOM_NL__2PRFIN20090424_153611_000000492078_00254_37382_9946.N1	24-APR-2009 15:36:11	Dark	49.000	162	34Alp Aqr	2.9440	5350.0	98	37382	No
118	GOM_NL__2PRFIN20090424_153922_000000542078_00254_37382_9947.N1	24-APR-2009 15:39:22	Dark	54.000	154	22Bet Aqr	2.8990	5700.0	108	37382	No
119	GOM_NL__2PRFIN20090424_160236_000000662078_00255_37383_9952.N1	24-APR-2009 16:02:36	Straylight	65.500	40	The Sco	1.8590	7100.0	131	37383	No
120	GOM_NL__2PRFIN20090424_160412_000000602078_00255_37383_9953.N1	24-APR-2009 16:04:12	Straylight	59.500	25	35Lam Sco	1.6200	28000.	119	37383	No
121	GOM_NL__2PRFIN20090424_160741_000000622078_00255_37383_9954.N1	24-APR-2009 16:07:41	Straylight	61.500	75	26Eps Sco	2.2910	4250.0	123	37383	No
122	GOM_NL__2PRFIN20090424_161256_000000582078_00255_37383_9955.N1	24-APR-2009 16:12:56	Tw_i_and_stray	58.000	158	6Pi Sco	2.9060	28000.	116	37383	No
123	GOM_NL__2PRFIN20090424_161753_000000502078_00255_37383_9956.N1	24-APR-2009 16:17:53	Bright	49.500	122	9Alp2Lib	2.7470	9700.0	99	37383	No
124	GOM_NL__2PRFIN20090424_162906_000000402078_00255_37383_9957.N1	24-APR-2009 16:29:06	Bright	40.000	111	8Eta Boo	2.6800	6000.0	80	37383	No
125	GOM_NL__2PRFIN20090424_163324_000000512078_00255_37383_9958.N1	24-APR-2009 16:33:24	Bright	50.500	83		2.3780	11000.	101	37383	No
126	GOM_NL__2PRFIN20090424_163617_000000442078_00255_37383_9959.N1	24-APR-2009 16:36:17	Bright	44.000	180	27Gam Boo	3.0400	8000.0	88	37383	No
127	GOM_NL__2PRFIN20090424_164601_000000432078_00255_37383_9960.N1	24-APR-2009 16:46:01	Bright	43.000	119	14Eta Dra	2.7270	4700.0	86	37383	No
128	GOM_NL__2PRFIN20090424_165545_000000602078_00255_37383_9961.N1	24-APR-2009 16:55:45	Bright	60.000	89	5Alp Cep	2.4510	8000.0	120	37383	No
129	GOM_NL__2PRFIN20090424_171420_000000582078_00255_37383_9962.N1	24-APR-2009 17:14:20	Dark	58.000	61	8Eps Peg	2.1000	3900.0	116	37383	No
130	GOM_NL__2PRFIN20090424_171648_000000472078_00255_37383_9963.N1	24-APR-2009 17:16:48	Dark	46.500	162	34Alp Aqr	2.9440	5350.0	93	37383	No
131	GOM_NL__2PRFIN20090424_171959_000000552078_00255_37383_9964.N1	24-APR-2009 17:19:59	Dark	55.000	154	22Bet Aqr	2.8990	5700.0	110	37383	No
132	GOM_NL__2PRFIN20090424_174313_000000622078_00256_37384_9967.N1	24-APR-2009 17:43:13	Straylight	61.500	40	The Sco	1.8590	7100.0	123	37384	No
133	GOM_NL__2PRFIN20090424_174449_000000582078_00256_37384_9968.N1	24-APR-2009 17:44:49	Straylight	58.000	25	35Lam Sco	1.6200	28000.	116	37384	No
134	GOM_NL__2PRFIN20090424_174818_000000662078_00256_37384_9969.N1	24-APR-2009 17:48:18	Straylight	65.500	75	26Eps Sco	2.2910	4250.0	131	37384	No
135	GOM_NL__2PRFIN20090424_175332_000000572078_00256_37384_9970.N1	24-APR-2009 17:53:32	Tw_i_and_stray	57.000	158	6Pi Sco	2.9060	28000.	114	37384	No
136	GOM_NL__2PRFIN20090424_175830_000000482078_00256_37384_9971.N1	24-APR-2009 17:58:30	Bright	48.000	122	9Alp2Lib	2.7470	9700.0	96	37384	No
137	GOM_NL__2PRFIN20090424_180942_000000412078_00256_37384_9972.N1	24-APR-2009 18:09:42	Bright	40.500	111	8Eta Boo	2.6800	6000.0	81	37384	No
138	GOM_NL__2PRFIN20090424_181359_000000492078_00256_37384_9973.N1	24-APR-2009 18:13:59	Bright	48.500	83		2.3780	11000.	97	37384	No
139	GOM_NL__2PRFIN20090424_181652_000000432078_00256_37384_9974.N1	24-APR-2009 18:16:52	Bright	43.000	180	27Gam Boo	3.0400	8000.0	86	37384	No
140	GOM_NL__2PRFIN20090424_182636_000000462078_00256_37384_9975.N1	24-APR-2009 18:26:36	Bright	46.000	119	14Eta Dra	2.7270	4700.0	92	37384	No
141	GOM_NL__2PRFIN20090424_183621_000000372078_00256_37384_9976.N1	24-APR-2009 18:36:21	Bright	37.000	89	5Alp Cep	2.4510	8000.0	74	37384	No
142	GOM_NL__2PRFIN20090424_184137_000000542078_00256_37384_9977.N1	24-APR-2009 18:41:37	Bright	54.000	19	50Alp Cyg	1.2460	10500.	108	37384	No
143	GOM_NL__2PRFIN20090424_185457_000000592078_00256_37384_9978.N1	24-APR-2009 18:54:57	Dark	58.500	61	8Eps Peg	2.1000	3900.0	117	37384	No
144	GOM_NL__2PRFIN20090424_185725_000000492078_00256_37384_9979.N1	24-APR-2009 18:57:25	Dark	48.500	162	34Alp Aqr	2.9440	5350.0	97	37384	No
145	GOM_NL__2PRFIN20090424_190036_000000552078_00256_37384_9980.N1	24-APR-2009 19:00:36	Dark	55.000	154	22Bet Aqr	2.8990	5700.0	110	37384	No
146	GOM_NL__2PRFIN20090424_192350_000000492078_00257_37385_9983.N1	24-APR-2009 19:23:50	Straylight	48.500	40	The Sco	1.8590	7100.0	97	37385	No
147	GOM_NL__2PRFIN20090424_192526_000000592078_00257_37385_9984.N1	24-APR-2009 19:25:26	Straylight	59.000	25	35Lam Sco	1.6200	28000.	118	37385	No
148	GOM_NL__2PRFIN20090424_192855_000000582078_00257_37385_9985.N1	24-APR-2009 19:28:55	Straylight	57.500	75	26Eps Sco	2.2910	4250.0	115	37385	No
149	GOM_NL__2PRFIN20090424_193409_000000572078_00257_37385_9986.N1	24-APR-2009 19:34:09	Tw_i_and_stray	57.000	158	6Pi Sco	2.9060	28000.	114	37385	No
150	GOM_NL__2PRFIN20090424_193906_000000482078_00257_37385_9987.N1	24-APR-2009 19:39:06	Bright	48.000	122	9Alp2Lib	2.7470	9700.0	96	37385	No
151	GOM_NL__2PRFIN20090424_195018_000000402078_00257_37385_9988.N1	24-APR-2009 19:50:18	Bright	40.000	111	8Eta Boo	2.6800	6000.0	80	37385	No
152	GOM_NL__2PRFIN20090424_195434_000000472078_00257_37385_9989.N1	24-APR-2009 19:54:34	Bright	46.500	83		2.3780	11000.	93	37385	No
153	GOM_NL__2PRFIN20090424_195727_000000442078_00257_37385_9990.N1	24-APR-2009 19:57:27	Bright	44.000	180	27Gam Boo	3.0400	8000.0	88	37385	No
154	GOM_NL__2PRFIN20090424_200711_000000472078_00257_37385_9991.N1	24-APR-2009 20:07:11	Bright	46.500	119	14Eta Dra	2.7270	4700.0	93	37385	No
155	GOM_NL__2PRFIN20090424_201656_000000382078_00257_37385_9992.N1	24-APR-2009 20:16:56	Bright	37.500	89	5Alp Cep	2.4510	8000.0	75	37385	No
156	GOM_NL__2PRFIN20090424_202212_000000582078_00257_37385_9993.N1	24-APR-2009 20:22:12	Bright	58.000	19	50Alp Cyg	1.2460	10500.	116	37385	No
157	GOM_NL__2PRFIN20090424_203533_000000602078_00257_37385_9994.N1	24-APR-2009 20:35:33	Dark	60.000	61	8Eps Peg	2.1000	3900.0	120	37385	No
158	GOM_NL__2PRFIN20090424_203801_000000482078_00257_37385_9995.N1	24-APR-2009 20:38:01	Dark	47.500	162	34Alp Aqr	2.9440	5350.0	95	37385	No
159	GOM_NL__2PRFIN20090424_204112_000000572078_00257_37385_9996.N1	24-APR-2009 20:41:12	Dark	56.500	154	22Bet Aqr	2.8990	5700.0	113	37385	No
160	GOM_NL__2PRFIN20090424_210427_000000582078_00258_37386_9999.N1	24-APR-2009 21:04:27	Straylight	58.000	40	The Sco	1.8590	7100.0	116	37386	No

161	GOM_NL__2PRFIN20090424_210603_000000602078_00258_37386_0000.N1	24-APR-2009 21:06:03	Straylight	59.500	25	35Lam Sco	1.6200	28000.	119	37386	No
162	GOM_NL__2PRFIN20090424_210932_000000632078_00258_37386_0001.N1	24-APR-2009 21:09:32	Straylight	63.000	75	26Eps Sco	2.2910	4250.0	126	37386	No
163	GOM_NL__2PRFIN20090424_211445_000000562078_00258_37386_0002.N1	24-APR-2009 21:14:45	Twilight_and_stray	56.000	158	6Pi Sco	2.9060	28000.	112	37386	No
164	GOM_NL__2PRFIN20090424_211942_000000522078_00258_37386_0003.N1	24-APR-2009 21:19:42	Bright	51.500	122	9Alp2Lib	2.7470	9700.0	103	37386	No
165	GOM_NL__2PRFIN20090424_213053_000000402078_00258_37386_0004.N1	24-APR-2009 21:30:53	Bright	40.000	111	8Eta Boo	2.6800	6000.0	80	37386	No
166	GOM_NL__2PRFIN20090424_213510_000000502078_00258_37386_0005.N1	24-APR-2009 21:35:10	Bright	49.500	83		2.3780	11000.	99	37386	No
167	GOM_NL__2PRFIN20090424_213803_000000452078_00258_37386_0006.N1	24-APR-2009 21:38:03	Bright	44.500	180	27Gam Boo	3.0400	8000.0	89	37386	No
168	GOM_NL__2PRFIN20090424_214746_000000432078_00258_37386_0007.N1	24-APR-2009 21:47:46	Bright	42.500	119	14Eta Dra	2.7270	4700.0	85	37386	No
169	GOM_NL__2PRFIN20090424_215732_000000392078_00258_37386_0008.N1	24-APR-2009 21:57:32	Bright	39.000	89	5Alp Cep	2.4510	8000.0	78	37386	No
170	GOM_NL__2PRFIN20090424_220248_000000482078_00258_37386_0009.N1	24-APR-2009 22:02:48	Bright	48.000	19	50Alp Cyg	1.2460	10500.	96	37386	No
171	GOM_NL__2PRFIN20090424_221610_000000602078_00258_37386_0010.N1	24-APR-2009 22:16:10	Dark	59.500	61	8Eps Peg	2.1000	3900.0	119	37386	No
172	GOM_NL__2PRFIN20090424_221837_000000502078_00258_37386_0011.N1	24-APR-2009 22:18:37	Dark	49.500	162	34Alp Aqr	2.9440	5350.0	99	37386	No
173	GOM_NL__2PRFIN20090424_222149_000000572078_00258_37386_0012.N1	24-APR-2009 22:21:49	Dark	57.000	154	22Bet Aqr	2.8990	5700.0	114	37386	No
174	GOM_NL__2PRFIN20090424_224504_000000662078_00259_37387_0014.N1	24-APR-2009 22:45:04	Straylight	65.500	40	The Sco	1.8590	7100.0	131	37387	No
175	GOM_NL__2PRFIN20090424_224640_000000632078_00259_37387_0015.N1	24-APR-2009 22:46:40	Straylight	63.000	25	35Lam Sco	1.6200	28000.	126	37387	No
176	GOM_NL__2PRFIN20090424_225009_000000632078_00259_37387_0016.N1	24-APR-2009 22:50:09	Straylight	63.000	75	26Eps Sco	2.2910	4250.0	126	37387	No
177	GOM_NL__2PRFIN20090424_225521_000000572078_00259_37387_0017.N1	24-APR-2009 22:55:21	Twilight_and_stray	56.500	158	6Pi Sco	2.9060	28000.	113	37387	No
178	GOM_NL__2PRFIN20090424_230018_000000522078_00259_37387_0018.N1	24-APR-2009 23:00:18	Bright	52.000	122	9Alp2Lib	2.7470	9700.0	104	37387	No
179	GOM_NL__2PRFIN20090424_231129_000000412078_00259_37387_0019.N1	24-APR-2009 23:11:29	Bright	40.500	111	8Eta Boo	2.6800	6000.0	81	37387	No
180	GOM_NL__2PRFIN20090424_231545_000000522078_00259_37387_0020.N1	24-APR-2009 23:15:45	Bright	52.000	83		2.3780	11000.	104	37387	No
181	GOM_NL__2PRFIN20090424_231838_000000442078_00259_37387_0021.N1	24-APR-2009 23:18:38	Bright	44.000	180	27Gam Boo	3.0400	8000.0	88	37387	No
182	GOM_NL__2PRFIN20090424_232822_000000432078_00259_37387_0022.N1	24-APR-2009 23:28:22	Bright	43.000	119	14Eta Dra	2.7270	4700.0	86	37387	No
183	GOM_NL__2PRFIN20090424_233808_000000402078_00259_37387_0023.N1	24-APR-2009 23:38:08	Bright	40.000	89	5Alp Cep	2.4510	8000.0	80	37387	No
184	GOM_NL__2PRFIN20090424_234323_000000502078_00259_37387_0024.N1	24-APR-2009 23:43:23	Bright	49.500	19	50Alp Cyg	1.2460	10500.	99	37387	No
185	GOM_NL__2PRFIN20090424_235646_000000492078_00259_37387_0025.N1	24-APR-2009 23:56:46	Dark	48.500	61	8Eps Peg	2.1000	3900.0	97	37387	No
186	GOM_NL__2PRFIN20090424_235914_000000452078_00259_37387_0026.N1	24-APR-2009 23:59:14	Dark	44.500	162	34Alp Aqr	2.9440	5350.0	89	37387	No

3. Quality information per product

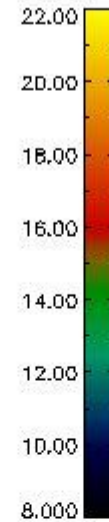
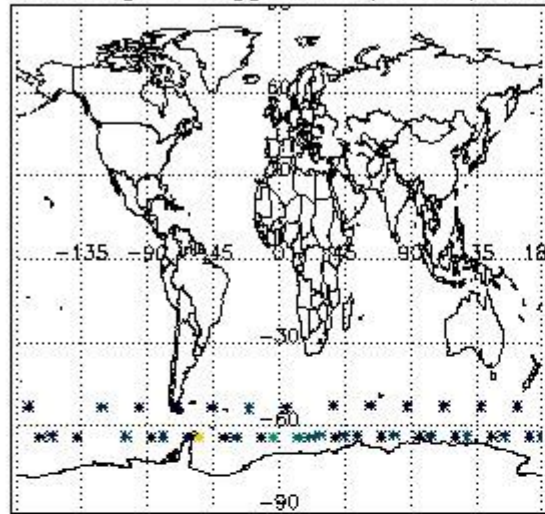
In this section it is plotted some information contained in the Quality Summary data set of the level 2 products. Only products in dark limb conditions and without errors (error flag in the MPH set to "0") are used.

3.1 Plot quality information per product (time dependant)

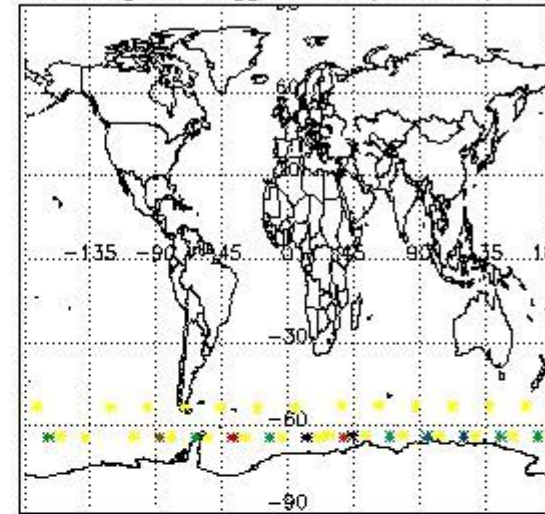


3.2 Plot quality information per product (world map)

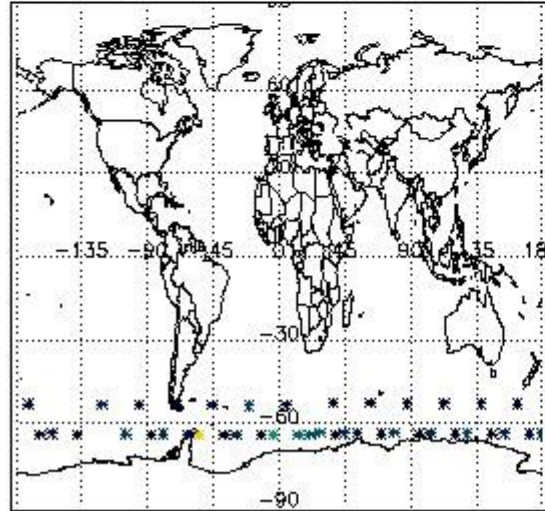
Percentage of flagged data per O3 profile



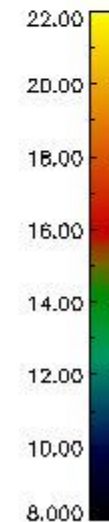
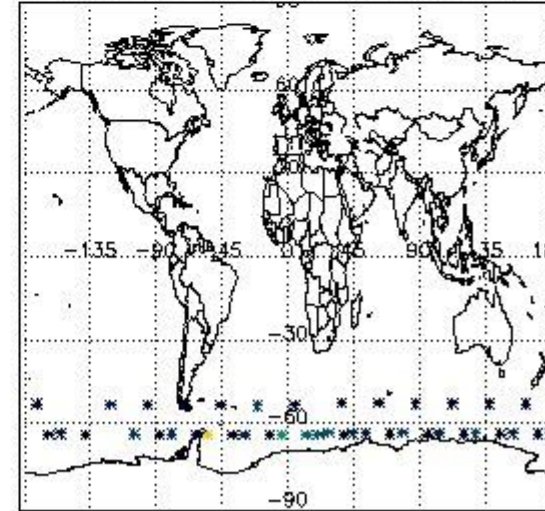
Percentage of flagged data per H2O profile



Percentage of flagged data per NO2 profile



Percentage of flagged data per NO3 profile

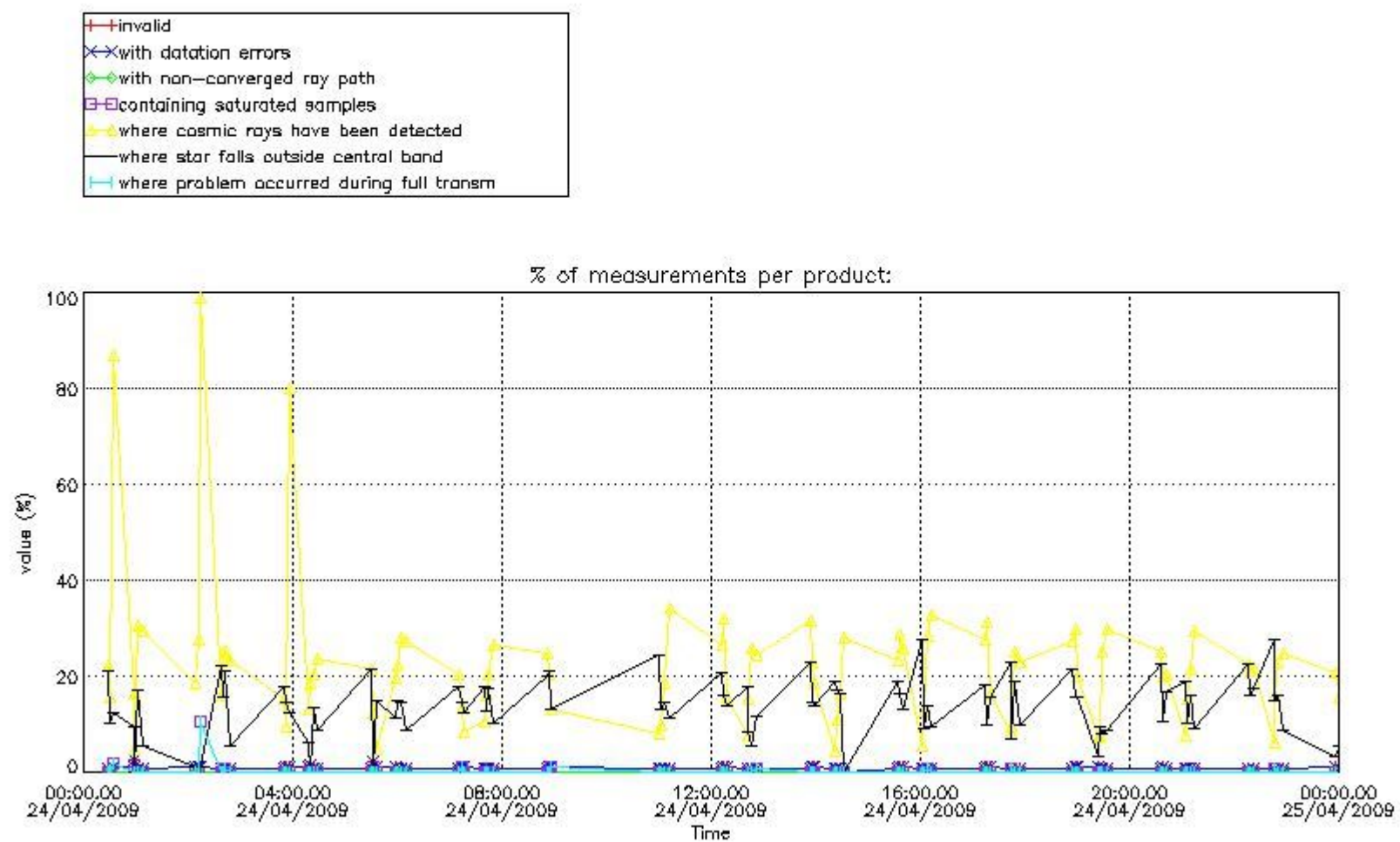


4. Level 1 quality information per product

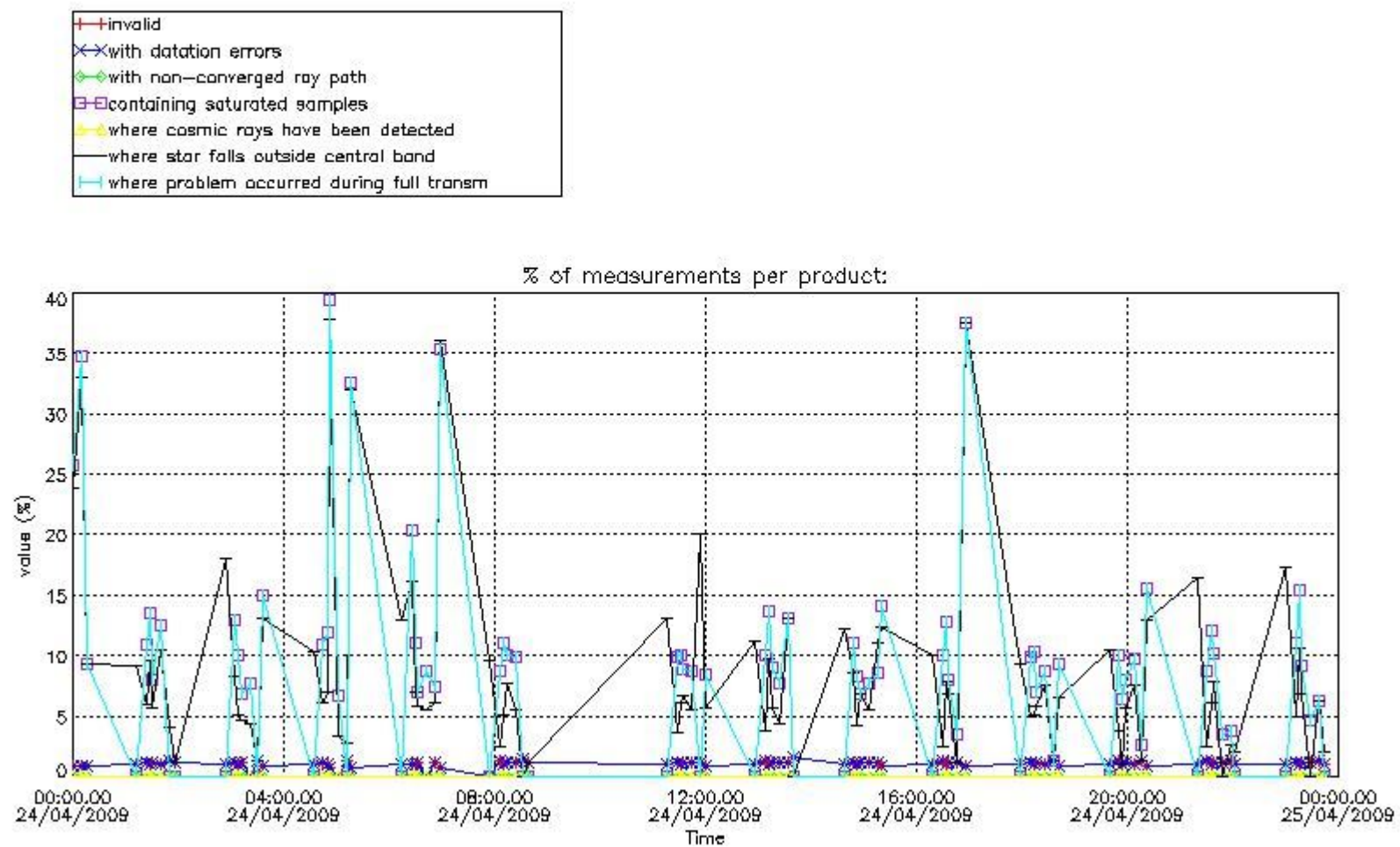
In this section it is plotted some information contained in the Quality Summary data set of the level 2 products that comes from the level 1b processing. Products without errors (error flag in the MPH set to "0") are used.

4.1 Plot quality information per product (time dependant) coming from level 1b processing

4.1.1 Plot level 1 quality information per product (time dependant): ENVISAT ASCENDING passes



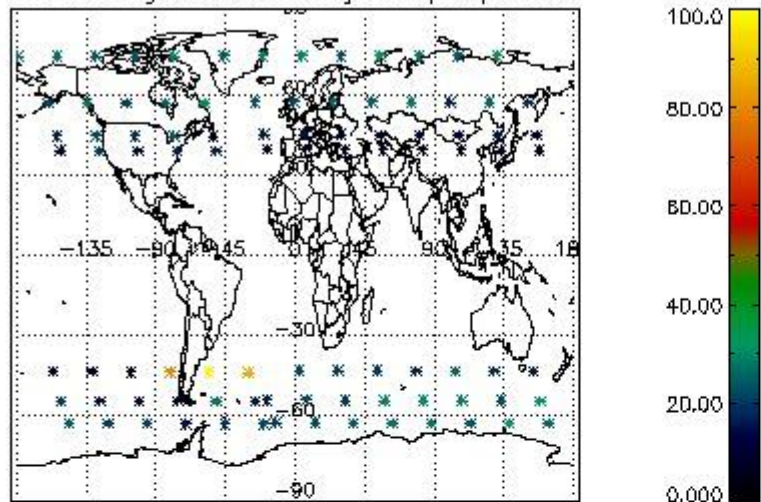
4.1.2 Plot level 1 quality information per product (time dependant): ENVI SAT DESCENDING passes



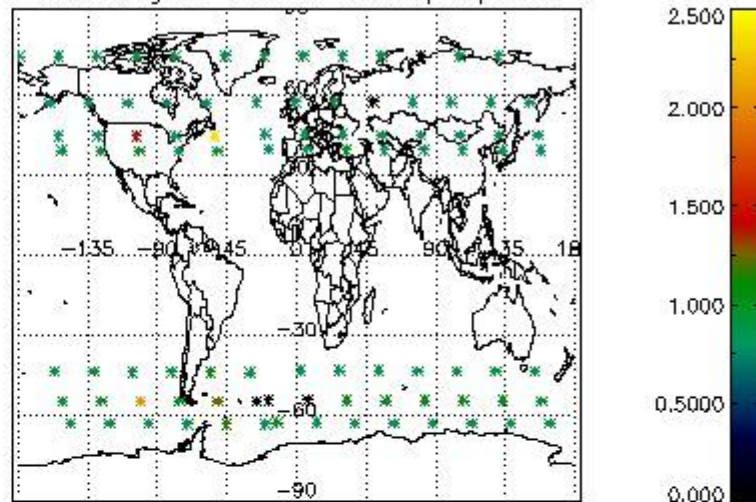
4.2 Plot quality information per product coming from level 1b processing (world map)

4.2.1 Plot level 1 quality information per product (world map): ENVISAT ASCENDING passes

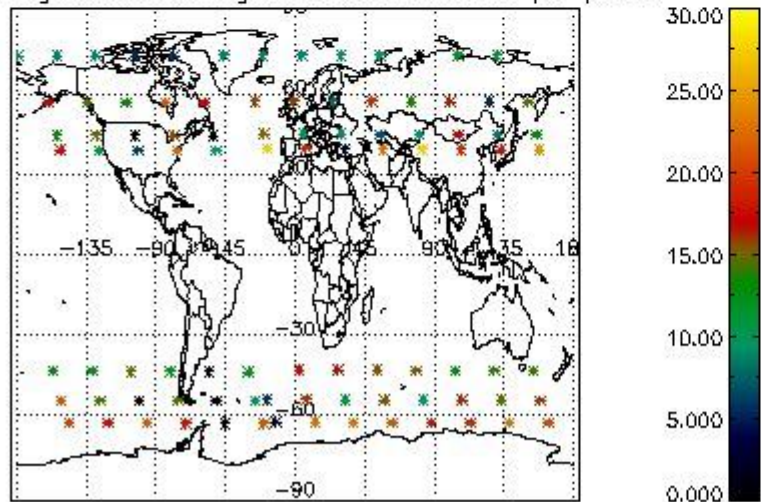
Percentage of cosmic ray hits per profile



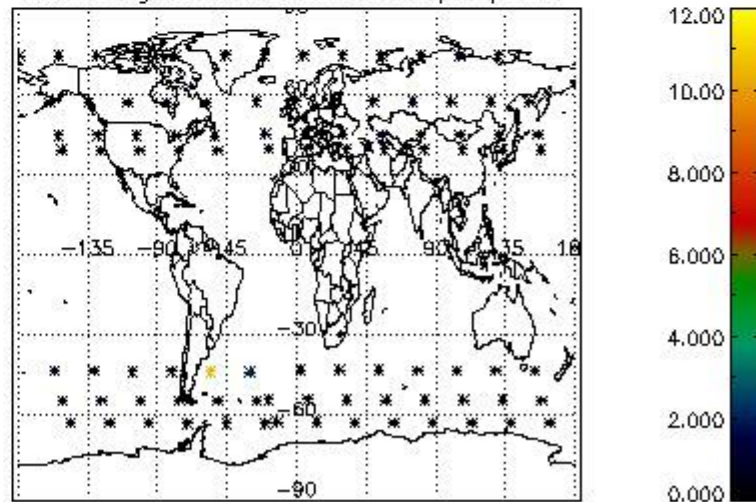
Percentage of datation errors per profile



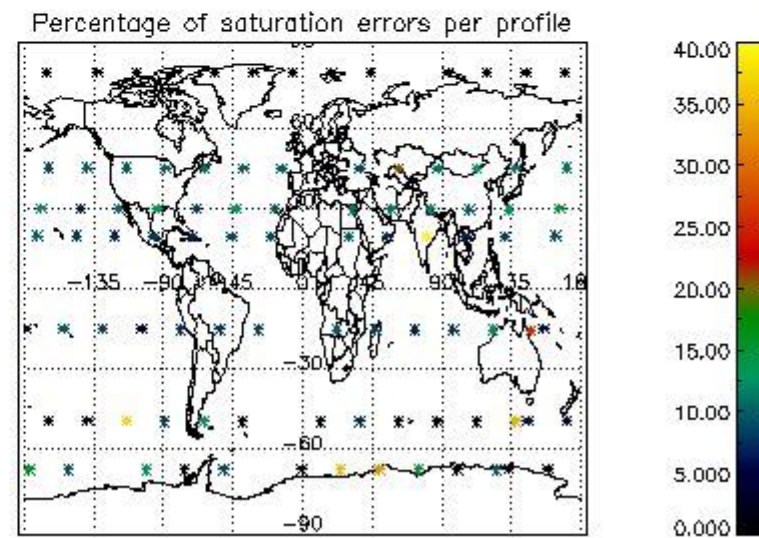
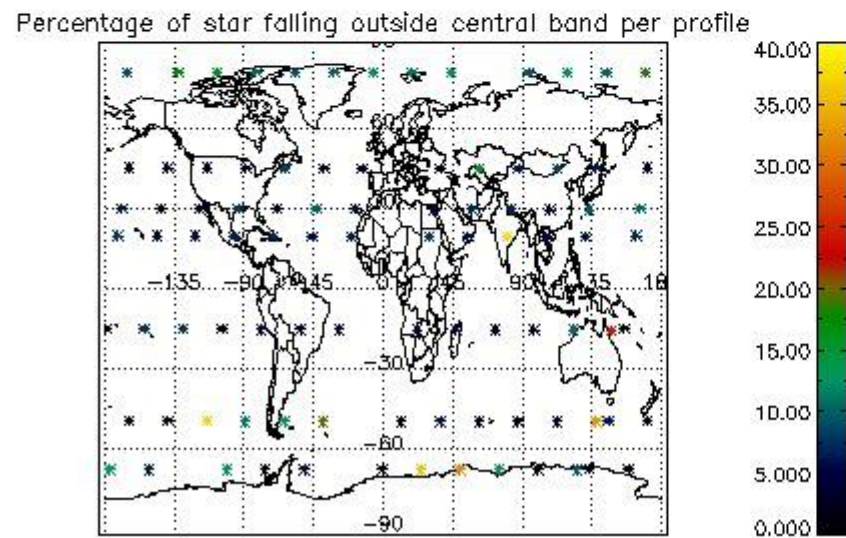
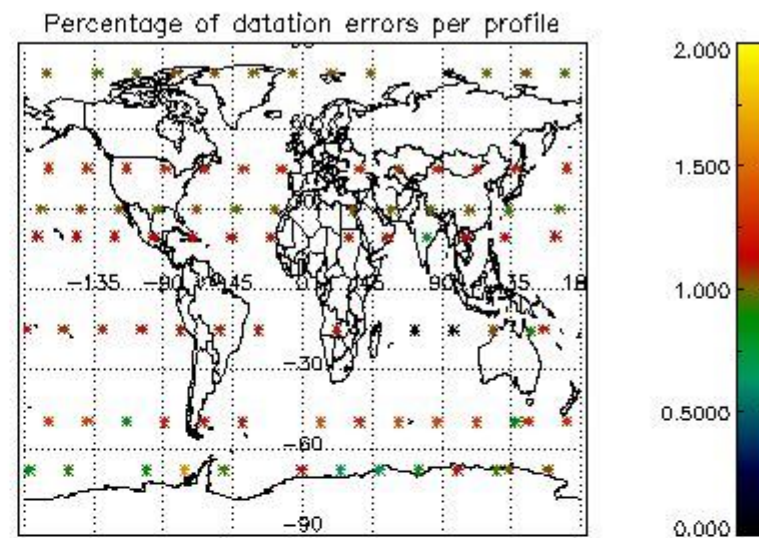
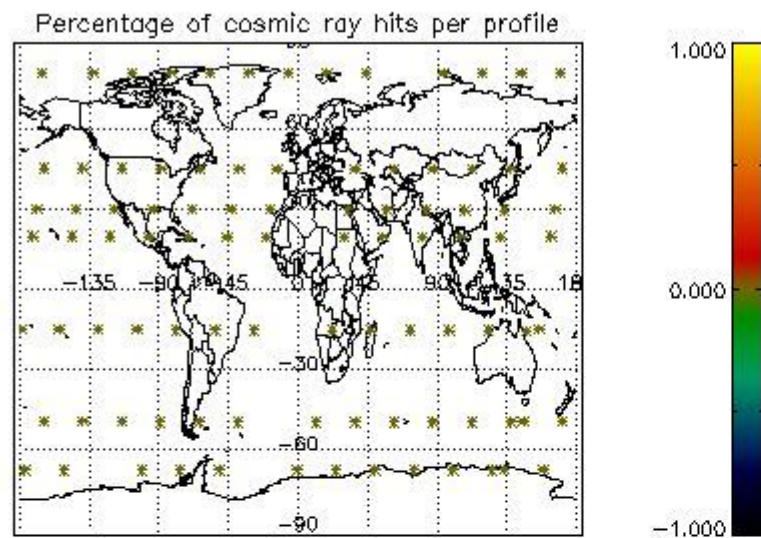
Percentage of star falling outside central band per profile



Percentage of saturation errors per profile



4.2.2 Plot level 1 quality information per product (world map): ENVISAT DESCENDING passes



5. Trace gas profiles

5.1 Ozone statistics based on quality of products

The final quality of the products can be "measured" using the STD (Standard Deviation) attached to every point profile. This information is written to the parameter GOM_NL__2P/NL_LOCAL_SPECIES_DENSITY/o3_std of the level 2 products. The table below shows the statistics for given STD ranges.

The statistics are given with respect to the overall valid production:

- Products without fatal errors: GOM_NL__2P/MPH/PRODUCT_ERR=0
- Valid point profile: GOM_NL__2P/NL_LOCAL_SPECIES_DENSITY/pcd(0)=0

The 'Criteria' is applied to valid points of dark limb products:

- Products in dark limb illumination condition: GOM_NL__2P/NL_SUMMARY_QUALITY/obs_ill_cond=0
- Products without fatal errors: GOM_NL__2P/MPH/PRODUCT_ERR=0
- Valid point profile: GOM_NL__2P/NL_LOCAL_SPECIES_DENSITY/pcd(0)=0

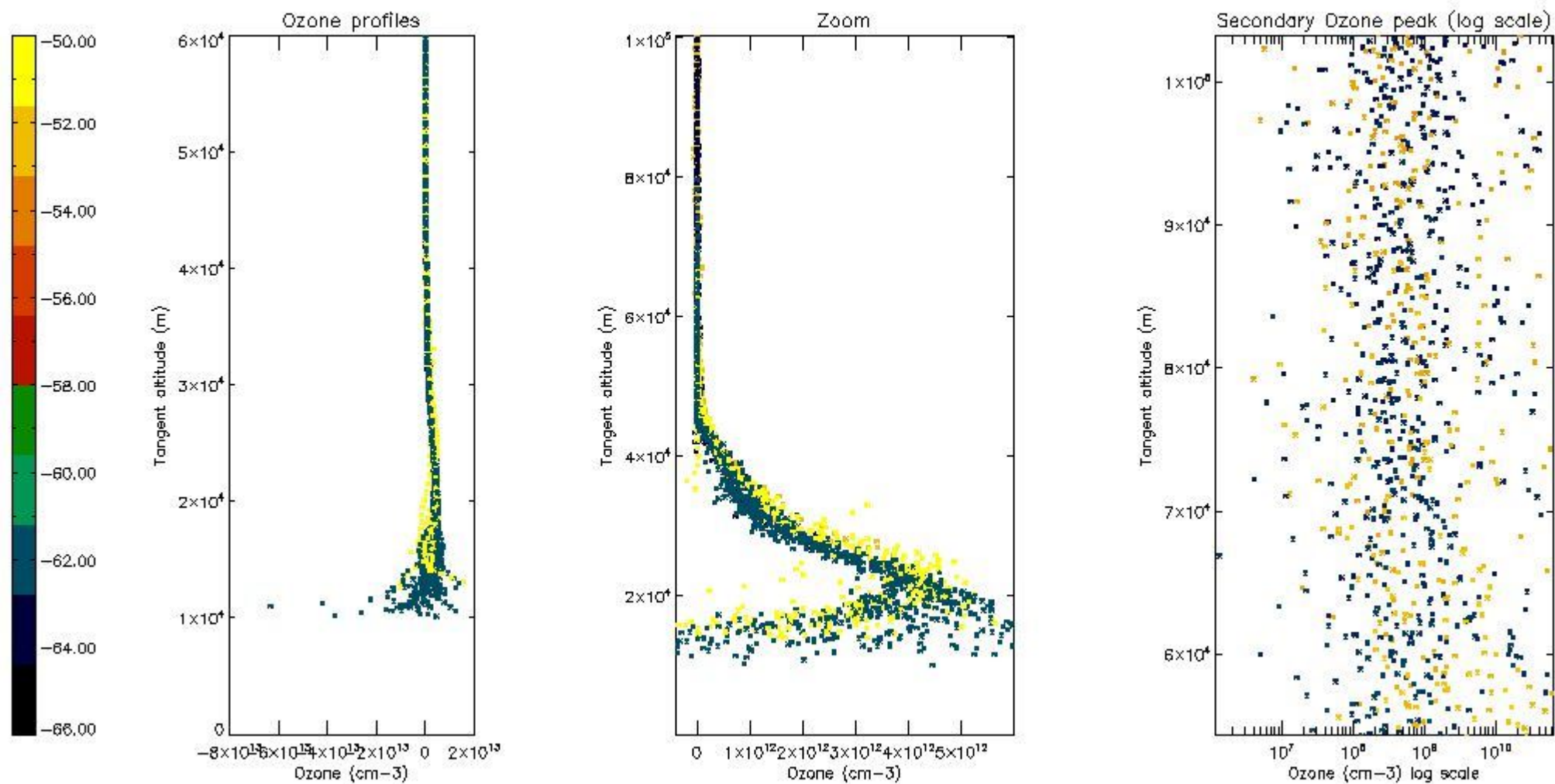
So, the table below shows the percentage of dark limb and valid observations for each criteria with respect to the overall valid daily observations.

Criteria	% of total production
All STD	23.000
STD < 20	5.0000

STD < 10	1.0000
STD < 5	NaN

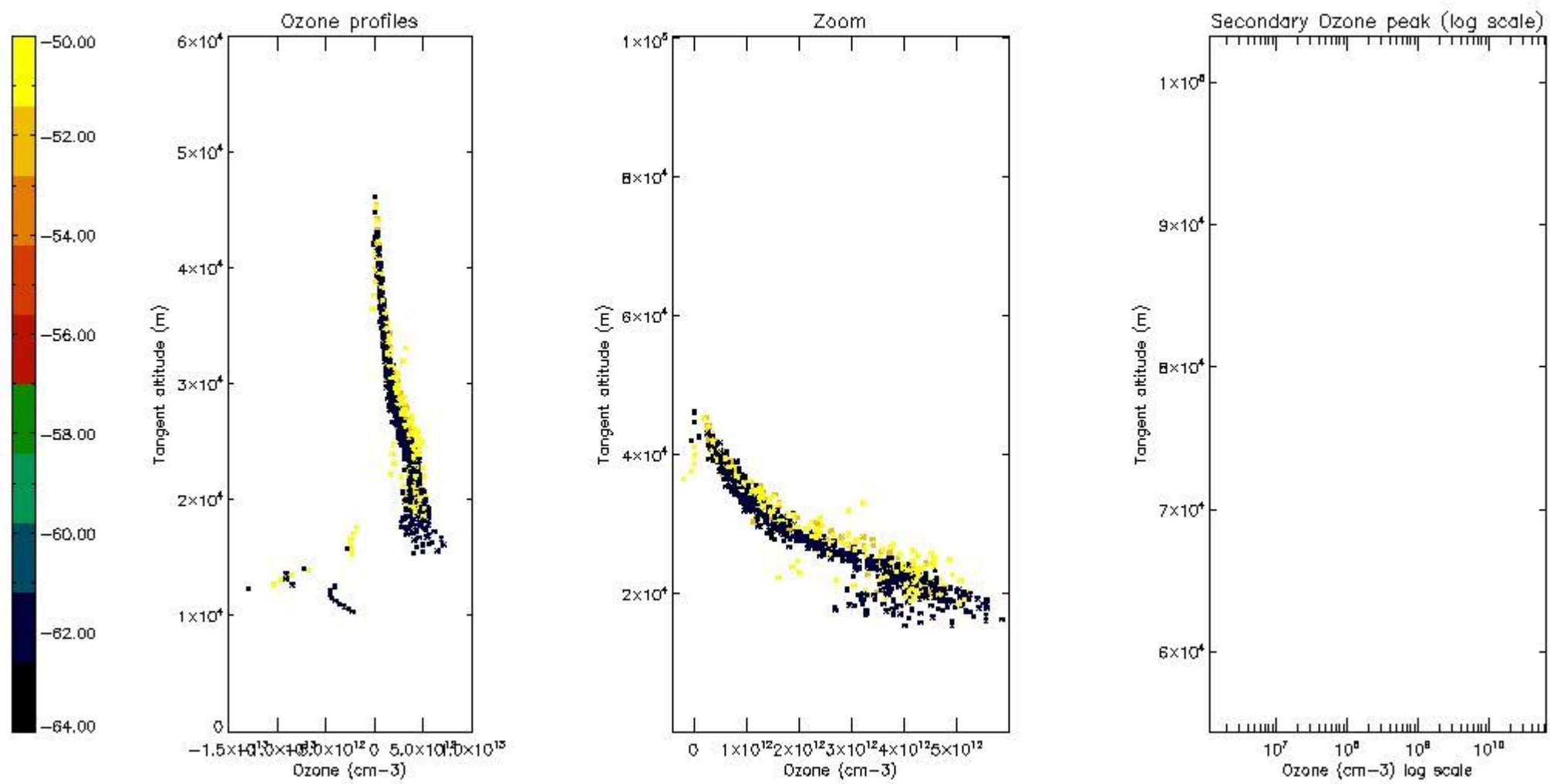
5.2 Plot ozone profiles for all STD (dark without errors)

The colorbar represents the latitude.



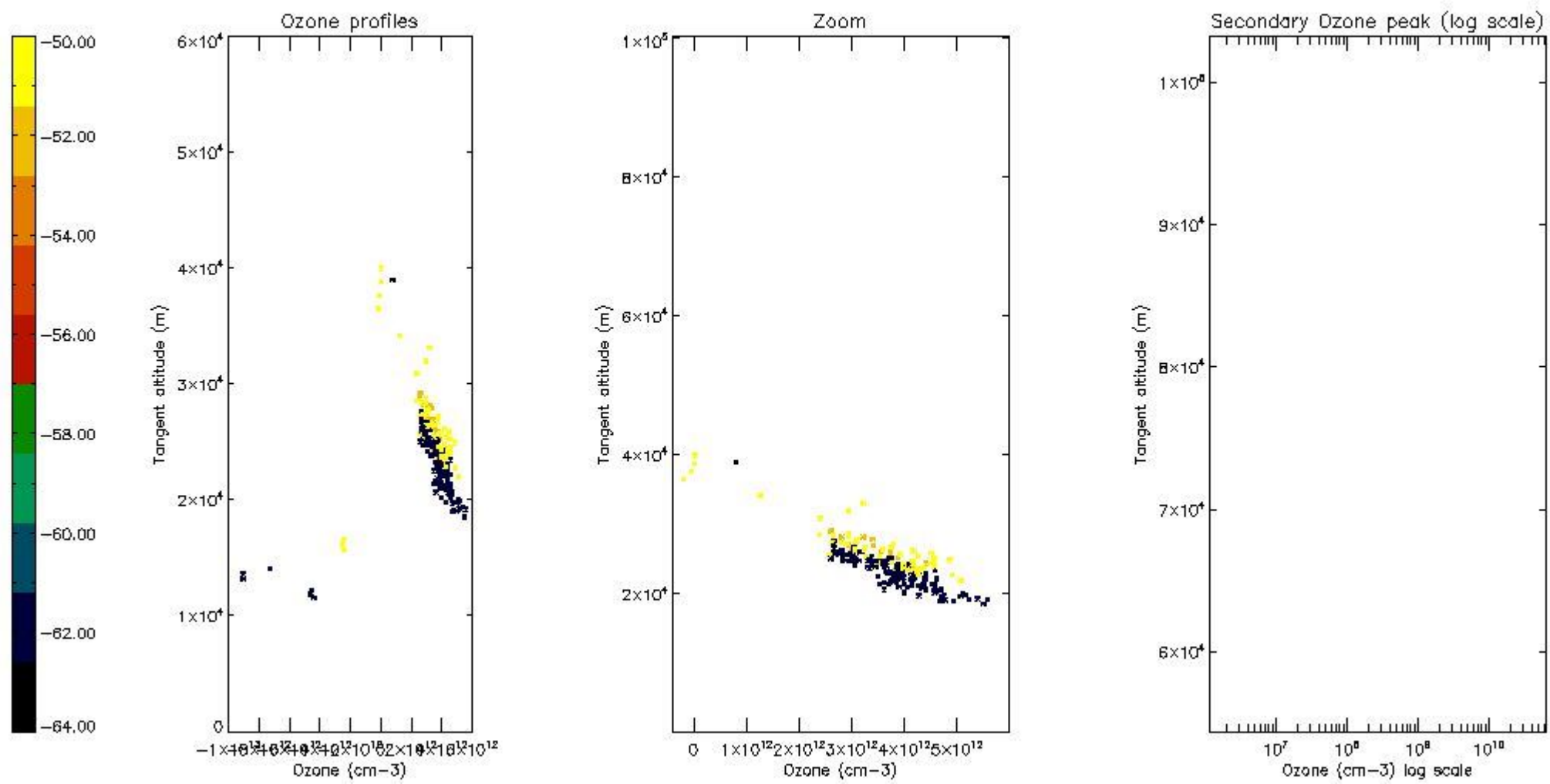
5.3 Plot ozone profiles where STD < 20% (dark without errors)

The colorbar represents the latitude.



5.4 Plot ozone profiles where STD < 10% (dark without errors)

The colorbar represents the latitude.

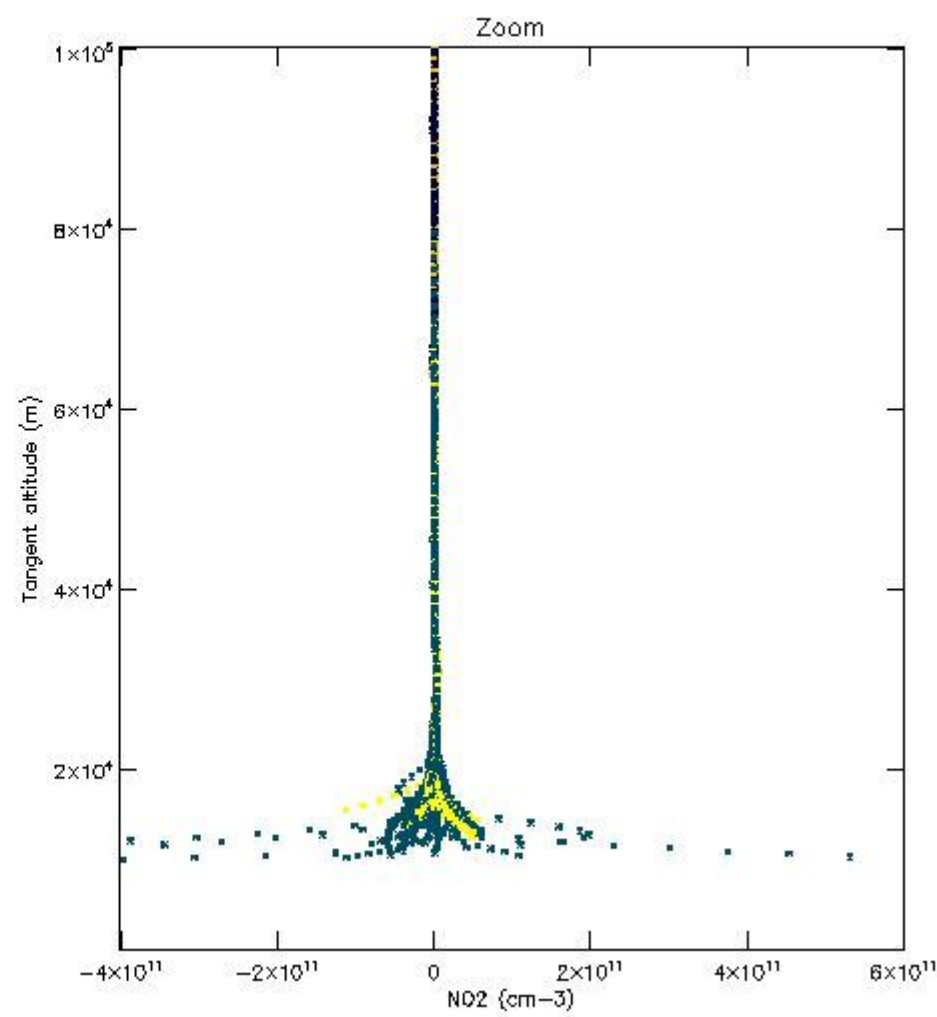
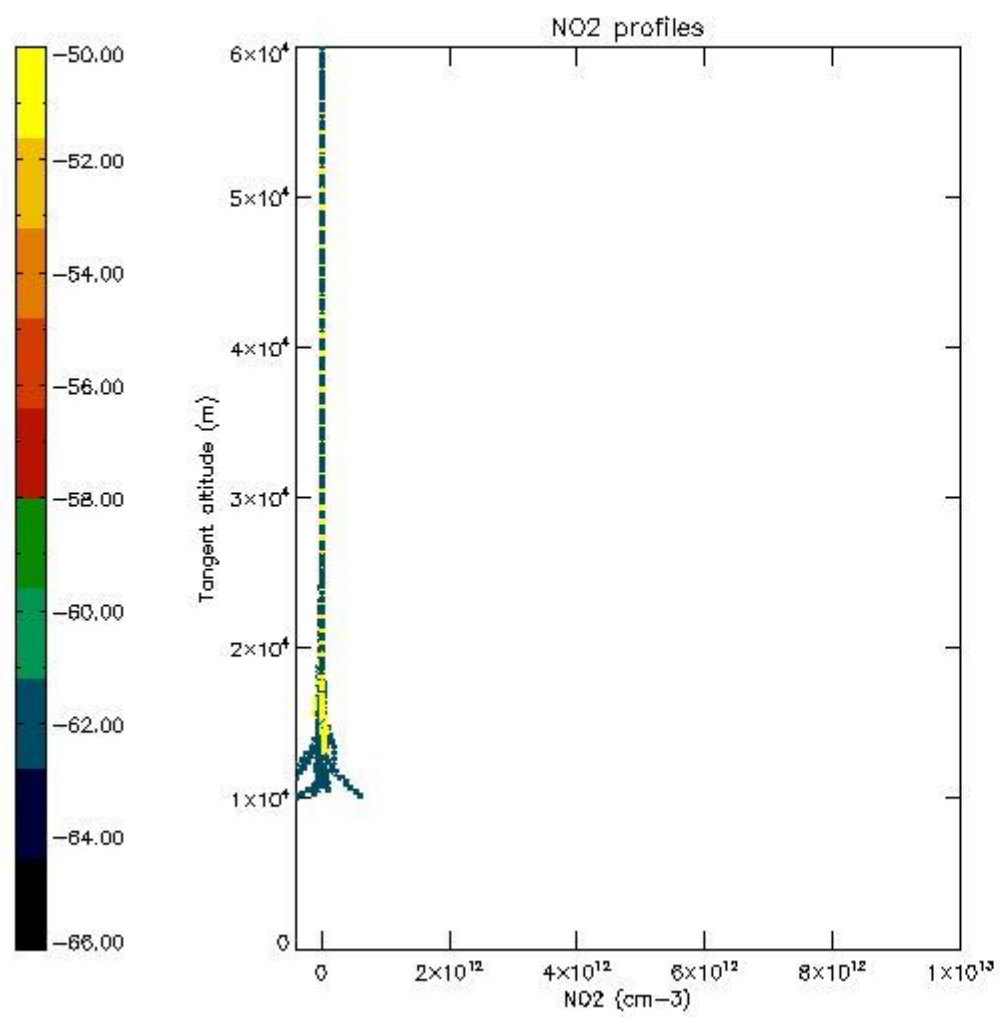


5.5 Plot ozone profiles where STD < 5% (dark without errors)

The colorbar represents the latitude.

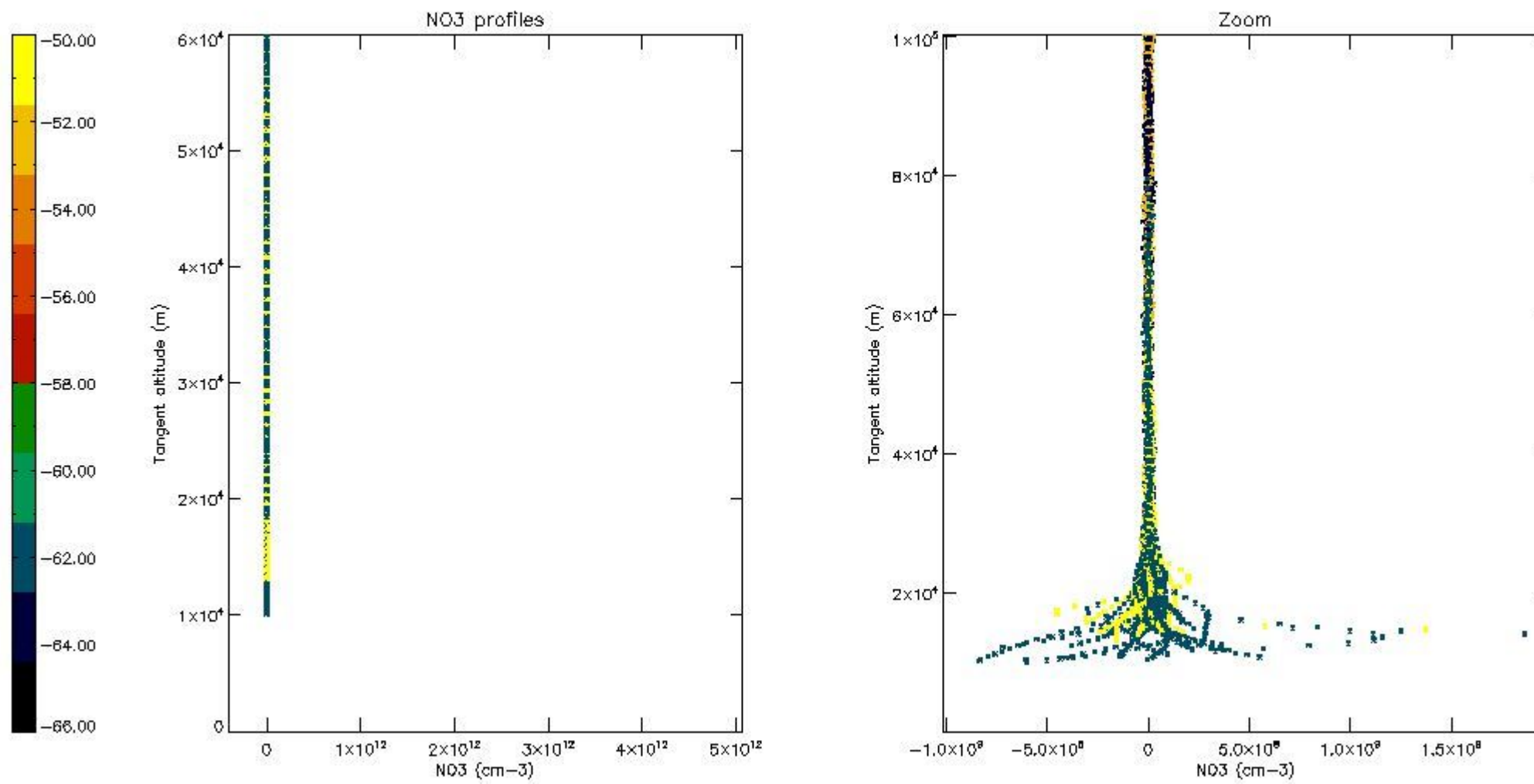
5.6 Plot NO2 profiles for all STD (dark without errors)

The colorbar represents the latitude.



5.7 Plot NO3 profiles for all STD (dark without errors)

The colorbar represents the latitude.



6. Auxiliary Data Files used for the production reported in section 2

The number reported in the third column indicates since which file (see list in section 2) the corresponding auxiliary file has been used. The fourth column is the date of those product files.

Type	Auxiliary Filename	Used since product	Used since product date
INST_PHYS_CHARACTERISTICS	GOM_INS_AXVIEC20091111_143220_20030716_120000_20500101_000000	1	24-APR-2009 00:00:08
LEVEL-2_PROC_CONFIG	GOM_PR2_AXVIEC20091111_152718_20020301_000000_20500101_000000	1	24-APR-2009 00:00:08
CROSS_SECTIONS_FILE	GOM_CRS_AXVIEC20091111_154832_20020301_000000_20500101_000000	1	24-APR-2009 00:00:08

GOMOS Level 2 Daily Report

SUMMARY

[1. General Info](#)

[2. Summary of processed GOM_NL_2P products](#)

[3. Level 2 Quality information per product](#)

[3.1 Plot of level 2 quality information per product \(time dependant\)](#)

[3.2 Plot of level 2 quality information per product \(world map\)](#)

[4. Level 1 Quality information per product \(stored on level 2 products\)](#)

[4.1 Plot of level 1 quality information per product \(time dependant\)](#)

[4.1.1 Plot of level 1 quality information per product \(time dependant\): ASCENDING](#)

[4.1.2 Plot of level 1 quality information per product \(time dependant\): DESCENDING](#)

[4.2 Plot of level 1 quality information per product \(world map\)](#)

[4.2.1 Plot of level 1 quality information per product \(world map\): ASCENDING](#)

[4.2.2 Plot of level 1 quality information per product \(world map\): DESCENDING](#)

[5. Ozone profiles based on quality statistics and other trace gas profiles](#)

[5.1 Ozone statistics based on quality of products](#)

[5.2 Plot ozone profiles for all STD \(dark without errors\)](#)

[5.3 Plot ozone profiles where STD < 20% \(dark without errors\)](#)

[5.4. Plot ozone profiles where STD < 10% \(dark without errors\)](#)

[5.5. Plot ozone profiles where STD < 5% \(dark without errors\)](#)

[5.6 Plot NO2 profiles for all STD \(dark without errors\)](#)

[5.7 Plot NO3 profiles for all STD \(dark without errors\)](#)

[5.8 Plot H2O profiles \(only for occultations of stars 1,2,3,4,13,14,16,26,63 dark without errors\) for all STD](#)

[6. Auxiliary Data Files used for the production reported in section 2](#)

This report presents the daily analysis on parameters extracted from GOMOS level 2 data (GOM_NL__2P). It is intended to monitor some important parameters that will impact the quality of these products. A list of level 2 products (and content) that have arrived during the reporting day to the PCF is also given.

Item	Value
Time of report generation	26APR2013 09:00:56
Data source version	GOMOS/6.01
Start time of products	24-04-2009 (24APR2009 00:00:00)
Stop time of products	25-04-2009 (25APR2009 00:00:00)
Store outputs in DB	Yes
Nb of level 2 prods	186
Nb of prods with errors	0

2. Summary of processed GOM_NL__2P products.

Nr	Filename	UTC Start time	Limb	Duration	Star Id	Star Name	Star Mag	Star Temp	Nb Meas	Orbit	Prod. error
1	GOM_NL__2PRFIN20090424_000008_00000552078_00245_37373_9795.N1	24-APR-2009 00:00:08	Bright	54.500	119	14Eta Dra	2.7270	4700.0	109	37373	No
2	GOM_NL__2PRFIN20090424_000948_00000582078_00245_37373_9796.N1	24-APR-2009 00:09:48	Bright	57.500	89	5Alp Cep	2.4510	8000.0	115	37373	No
3	GOM_NL__2PRFIN20090424_001504_00000542078_00245_37373_9797.N1	24-APR-2009 00:15:04	Bright	53.500	19	50Alp Cyg	1.2460	10500.	107	37373	No
4	GOM_NL__2PRFIN20090424_002815_00000592078_00245_37373_9798.N1	24-APR-2009 00:28:15	Dark	59.000	61	8Eps Peg	2.1000	3900.0	118	37373	No
5	GOM_NL__2PRFIN20090424_003042_00000452078_00245_37373_9799.N1	24-APR-2009 00:30:42	Dark	45.000	162	34Alp Aqr	2.9440	5350.0	90	37373	No
6	GOM_NL__2PRFIN20090424_003350_00000532078_00245_37373_9800.N1	24-APR-2009 00:33:50	Dark	53.000	154	22Bet Aqr	2.8990	5700.0	106	37373	No
7	GOM_NL__2PRFIN20090424_005704_00000532078_00246_37374_9804.N1	24-APR-2009 00:57:04	Straylight	52.500	40	The Sco	1.8590	7100.0	105	37374	No
8	GOM_NL__2PRFIN20090424_005838_00000212078_00246_37374_9805.N1	24-APR-2009 00:58:38	Straylight	21.000	25	35Lam Sco	1.6200	28000.	42	37374	No
9	GOM_NL__2PRFIN20090424_010210_00000642078_00246_37374_9806.N1	24-APR-2009 01:02:10	Straylight	64.000	75	26Eps Sco	2.2910	4250.0	128	37374	No
10	GOM_NL__2PRFIN20090424_010728_00000562078_00246_37374_9807.N1	24-APR-2009 01:07:28	Tw_i_and_stray	56.000	158	6Pi Sco	2.9060	28000.	112	37374	No
11	GOM_NL__2PRFIN20090424_011229_00000492078_00246_37374_9808.N1	24-APR-2009 01:12:29	Bright	49.000	122	9Alp2Lib	2.7470	9700.0	98	37374	No
12	GOM_NL__2PRFIN20090424_012345_00000422078_00246_37374_9809.N1	24-APR-2009 01:23:45	Bright	41.500	111	8Eta Boo	2.6800	6000.0	83	37374	No
13	GOM_NL__2PRFIN20090424_012807_00000522078_00246_37374_9810.N1	24-APR-2009 01:28:07	Bright	52.000	83		2.3780	11000.	104	37374	No
14	GOM_NL__2PRFIN20090424_013059_00000442078_00246_37374_9811.N1	24-APR-2009 01:30:59	Bright	44.000	180	27Gam Boo	3.0400	8000.0	88	37374	No
15	GOM_NL__2PRFIN20090424_014043_00000482078_00246_37374_9812.N1	24-APR-2009 01:40:43	Bright	48.000	119	14Eta Dra	2.7270	4700.0	96	37374	No
16	GOM_NL__2PRFIN20090424_015023_00000382078_00246_37374_9813.N1	24-APR-2009 01:50:23	Bright	37.500	89	5Alp Cep	2.4510	8000.0	75	37374	No
17	GOM_NL__2PRFIN20090424_015539_00000452078_00246_37374_9814.N1	24-APR-2009 01:55:39	Bright	45.000	19	50Alp Cyg	1.2460	10500.	90	37374	No
18	GOM_NL__2PRFIN20090424_020851_00000442078_00246_37374_9815.N1	24-APR-2009 02:08:51	Dark	43.500	61	8Eps Peg	2.1000	3900.0	87	37374	No
19	GOM_NL__2PRFIN20090424_021119_00000402078_00246_37374_9816.N1	24-APR-2009 02:11:19	Dark	40.000	162	34Alp Aqr	2.9440	5350.0	80	37374	No
20	GOM_NL__2PRFIN20090424_021427_00000472078_00246_37374_9817.N1	24-APR-2009 02:14:27	Dark	47.000	154	22Bet Aqr	2.8990	5700.0	94	37374	No
21	GOM_NL__2PRFIN20090424_023741_00000592078_00247_37375_9818.N1	24-APR-2009 02:37:41	Straylight	59.000	40	The Sco	1.8590	7100.0	118	37375	No
22	GOM_NL__2PRFIN20090424_023915_00000642078_00247_37375_9819.N1	24-APR-2009 02:39:15	Straylight	63.500	25	35Lam Sco	1.6200	28000.	127	37375	No
23	GOM_NL__2PRFIN20090424_024247_00000692078_00247_37375_9820.N1	24-APR-2009 02:42:47	Straylight	68.500	75	26Eps Sco	2.2910	4250.0	137	37375	No
24	GOM_NL__2PRFIN20090424_024804_00000562078_00247_37375_9821.N1	24-APR-2009 02:48:04	Tw_i_and_stray	56.000	158	6Pi Sco	2.9060	28000.	112	37375	No
25	GOM_NL__2PRFIN20090424_025305_00000532078_00247_37375_9822.N1	24-APR-2009 02:53:05	Bright	52.500	122	9Alp2Lib	2.7470	9700.0	105	37375	No
26	GOM_NL__2PRFIN20090424_030421_00000432078_00247_37375_9823.N1	24-APR-2009 03:04:21	Bright	42.500	111	8Eta Boo	2.6800	6000.0	85	37375	No
27	GOM_NL__2PRFIN20090424_030842_00000502078_00247_37375_9824.N1	24-APR-2009 03:08:42	Bright	49.500	83		2.3780	11000.	99	37375	No
28	GOM_NL__2PRFIN20090424_031134_00000442078_00247_37375_9825.N1	24-APR-2009 03:11:34	Bright	43.500	180	27Gam Boo	3.0400	8000.0	87	37375	No
29	GOM_NL__2PRFIN20090424_032119_00000462078_00247_37375_9826.N1	24-APR-2009 03:21:19	Bright	45.500	119	14Eta Dra	2.7270	4700.0	91	37375	No
30	GOM_NL__2PRFIN20090424_033059_00000372078_00247_37375_9827.N1	24-APR-2009 03:30:59	Bright	36.500	89	5Alp Cep	2.4510	8000.0	73	37375	No
31	GOM_NL__2PRFIN20090424_033615_00000572078_00247_37375_9828.N1	24-APR-2009 03:36:15	Bright	57.000	19	50Alp Cyg	1.2460	10500.	114	37375	No
32	GOM_NL__2PRFIN20090424_034928_00000562078_00247_37375_9829.N1	24-APR-2009 03:49:28	Dark	56.000	61	8Eps Peg	2.1000	3900.0	112	37375	No
33	GOM_NL__2PRFIN20090424_035155_00000492078_00247_37375_9830.N1	24-APR-2009 03:51:55	Dark	48.500	162	34Alp Aqr	2.9440	5350.0	97	37375	No
34	GOM_NL__2PRFIN20090424_035504_00000532078_00247_37375_9831.N1	24-APR-2009 03:55:04	Dark	52.500	154	22Bet Aqr	2.8990	5700.0	105	37375	No
35	GOM_NL__2PRFIN20090424_041818_00000502078_00248_37376_9832.N1	24-APR-2009 04:18:18	Straylight	49.500	40	The Sco	1.8590	7100.0	99	37376	No
36	GOM_NL__2PRFIN20090424_041952_00000352078_00248_37376_9833.N1	24-APR-2009 04:19:52	Straylight	35.000	25	35Lam Sco	1.6200	28000.	70	37376	No
37	GOM_NL__2PRFIN20090424_042324_00000642078_00248_37376_9834.N1	24-APR-2009 04:23:24	Straylight	63.500	75	26Eps Sco	2.2910	4250.0	127	37376	No
38	GOM_NL__2PRFIN20090424_042841_00000572078_00248_37376_9835.N1	24-APR-2009 04:28:41	Tw_i_and_stray	57.000	158	6Pi Sco	2.9060	28000.	114	37376	No
39	GOM_NL__2PRFIN20090424_043341_00000492078_00248_37376_9836.N1	24-APR-2009 04:33:41	Bright	48.500	122	9Alp2Lib	2.7470	9700.0	97	37376	No
40	GOM_NL__2PRFIN20090424_044457_00000412078_00248_37376_9837.N1	24-APR-2009 04:44:57	Bright	41.000	111	8Eta Boo	2.6800	6000.0	82	37376	No
41	GOM_NL__2PRFIN20090424_044918_00000512078_00248_37376_9838.N1	24-APR-2009 04:49:18	Bright	50.500	83		2.3780	11000.	101	37376	No
42	GOM_NL__2PRFIN20090424_045209_00000662078_00248_37376_9839.N1	24-APR-2009 04:52:09	Bright	66.000	180	27Gam Boo	3.0400	8000.0	132	37376	No

43	GOM_NL__2PRFIN20090424_050154_000000452078_00248_37376_9840.N1	24-APR-2009 05:01:54	Bright	44.500	119	14Eta Dra	2.7270	4700.0	89	37376	No
44	GOM_NL__2PRFIN20090424_051135_000000372078_00248_37376_9841.N1	24-APR-2009 05:11:35	Bright	36.500	89	5Alp Cep	2.4510	8000.0	73	37376	No
45	GOM_NL__2PRFIN20090424_051651_000000722078_00248_37376_9842.N1	24-APR-2009 05:16:51	Bright	72.000	19	50Alp Cyg	1.2460	10500.	144	37376	No
46	GOM_NL__2PRFIN20090424_053004_000000582078_00248_37376_9843.N1	24-APR-2009 05:30:04	Dark	58.000	61	8Eps Peg	2.1000	3900.0	116	37376	No
47	GOM_NL__2PRFIN20090424_053232_000000252078_00248_37376_9844.N1	24-APR-2009 05:32:32	Dark	24.500	162	34Alp Aqr	2.9440	5350.0	49	37376	No
48	GOM_NL__2PRFIN20090424_053541_000000542078_00248_37376_9845.N1	24-APR-2009 05:35:41	Dark	54.000	154	22Bet Aqr	2.8990	5700.0	108	37376	No
49	GOM_NL__2PRFIN20090424_055854_000000542078_00249_37377_9868.N1	24-APR-2009 05:58:54	Straylight	53.500	40	The Sco	1.8590	7100.0	107	37377	No
50	GOM_NL__2PRFIN20090424_060030_000000642078_00249_37377_9869.N1	24-APR-2009 06:00:30	Straylight	63.500	25	35Lam Sco	1.6200	28000.	127	37377	No
51	GOM_NL__2PRFIN20090424_060401_000000632078_00249_37377_9870.N1	24-APR-2009 06:04:01	Straylight	62.500	75	26Eps Sco	2.2910	4250.0	125	37377	No
52	GOM_NL__2PRFIN20090424_060917_000000572078_00249_37377_9871.N1	24-APR-2009 06:09:17	Twi_and_stray	57.000	158	6Pi Sco	2.9060	28000.	114	37377	No
53	GOM_NL__2PRFIN20090424_061417_000000502078_00249_37377_9872.N1	24-APR-2009 06:14:17	Bright	50.000	122	9Alp2Lib	2.7470	9700.0	100	37377	No
54	GOM_NL__2PRFIN20090424_062532_000000472078_00249_37377_9873.N1	24-APR-2009 06:25:32	Bright	46.500	111	8Eta Boo	2.6800	6000.0	93	37377	No
55	GOM_NL__2PRFIN20090424_062953_000000502078_00249_37377_9874.N1	24-APR-2009 06:29:53	Bright	50.000	83		2.3780	11000.	100	37377	No
56	GOM_NL__2PRFIN20090424_063245_000000432078_00249_37377_9875.N1	24-APR-2009 06:32:45	Bright	43.000	180	27Gam Boo	3.0400	8000.0	86	37377	No
57	GOM_NL__2PRFIN20090424_064229_000000462078_00249_37377_9876.N1	24-APR-2009 06:42:29	Bright	45.500	119	14Eta Dra	2.7270	4700.0	91	37377	No
58	GOM_NL__2PRFIN20090424_065211_000000412078_00249_37377_9877.N1	24-APR-2009 06:52:11	Bright	40.500	89	5Alp Cep	2.4510	8000.0	81	37377	No
59	GOM_NL__2PRFIN20090424_065727_000000752078_00249_37377_9878.N1	24-APR-2009 06:57:27	Bright	75.000	19	50Alp Cyg	1.2460	10500.	150	37377	No
60	GOM_NL__2PRFIN20090424_071041_000000562078_00249_37377_9879.N1	24-APR-2009 07:10:41	Dark	56.000	61	8Eps Peg	2.1000	3900.0	112	37377	No
61	GOM_NL__2PRFIN20090424_071309_000000482078_00249_37377_9880.N1	24-APR-2009 07:13:09	Dark	48.000	162	34Alp Aqr	2.9440	5350.0	96	37377	No
62	GOM_NL__2PRFIN20090424_071618_000000532078_00249_37377_9881.N1	24-APR-2009 07:16:18	Dark	53.000	154	22Bet Aqr	2.8990	5700.0	106	37377	No
63	GOM_NL__2PRFIN20090424_073932_000000572078_00250_37378_9879.N1	24-APR-2009 07:39:32	Straylight	56.500	40	The Sco	1.8590	7100.0	113	37378	No
64	GOM_NL__2PRFIN20090424_074107_000000622078_00250_37378_9880.N1	24-APR-2009 07:41:07	Straylight	62.000	25	35Lam Sco	1.6200	28000.	124	37378	No
65	GOM_NL__2PRFIN20090424_074437_000000642078_00250_37378_9881.N1	24-APR-2009 07:44:37	Straylight	63.500	75	26Eps Sco	2.2910	4250.0	127	37378	No
66	GOM_NL__2PRFIN20090424_074954_000000582078_00250_37378_9882.N1	24-APR-2009 07:49:54	Twi_and_stray	58.000	158	6Pi Sco	2.9060	28000.	116	37378	No
67	GOM_NL__2PRFIN20090424_075453_000000472078_00250_37378_9883.N1	24-APR-2009 07:54:53	Bright	47.000	122	9Alp2Lib	2.7470	9700.0	94	37378	No
68	GOM_NL__2PRFIN20090424_080608_000000402078_00250_37378_9884.N1	24-APR-2009 08:06:08	Bright	40.000	111	8Eta Boo	2.6800	6000.0	80	37378	No
69	GOM_NL__2PRFIN20090424_081028_000000502078_00250_37378_9885.N1	24-APR-2009 08:10:28	Bright	49.500	83		2.3780	11000.	99	37378	No
70	GOM_NL__2PRFIN20090424_081320_000000452078_00250_37378_9886.N1	24-APR-2009 08:13:20	Bright	45.000	180	27Gam Boo	3.0400	8000.0	90	37378	No
71	GOM_NL__2PRFIN20090424_082305_000000462078_00250_37378_9887.N1	24-APR-2009 08:23:05	Bright	45.500	119	14Eta Dra	2.7270	4700.0	91	37378	No
72	GOM_NL__2PRFIN20090424_083247_000000362078_00250_37378_9888.N1	24-APR-2009 08:32:47	Bright	36.000	89	5Alp Cep	2.4510	8000.0	72	37378	No
73	GOM_NL__2PRFIN20090424_083802_000000442078_00250_37378_9889.N1	24-APR-2009 08:38:02	Bright	44.000	19	50Alp Cyg	1.2460	10500.	88	37378	No
74	GOM_NL__2PRFIN20090424_085118_000000572078_00250_37378_9890.N1	24-APR-2009 08:51:18	Dark	57.000	61	8Eps Peg	2.1000	3900.0	114	37378	No
75	GOM_NL__2PRFIN20090424_085345_000000522078_00250_37378_9891.N1	24-APR-2009 08:53:45	Dark	52.000	162	34Alp Aqr	2.9440	5350.0	104	37378	No
76	GOM_NL__2PRFIN20090424_085654_000000542078_00250_37378_9892.N1	24-APR-2009 08:56:54	Dark	54.000	154	22Bet Aqr	2.8990	5700.0	108	37378	No
77	GOM_NL__2PRFIN20090424_110045_000000622078_00252_37380_9907.N1	24-APR-2009 11:00:45	Straylight	62.000	40	The Sco	1.8590	7100.0	124	37380	No
78	GOM_NL__2PRFIN20090424_110221_000000622078_00252_37380_9908.N1	24-APR-2009 11:02:21	Straylight	61.500	25	35Lam Sco	1.6200	28000.	123	37380	No
79	GOM_NL__2PRFIN20090424_110551_000000622078_00252_37380_9909.N1	24-APR-2009 11:05:51	Straylight	62.000	75	26Eps Sco	2.2910	4250.0	124	37380	No
80	GOM_NL__2PRFIN20090424_111107_000000592078_00252_37380_9910.N1	24-APR-2009 11:11:07	Twi_and_stray	58.500	158	6Pi Sco	2.9060	28000.	117	37380	No
81	GOM_NL__2PRFIN20090424_111605_000000502078_00252_37380_9911.N1	24-APR-2009 11:16:05	Bright	49.500	122	9Alp2Lib	2.7470	9700.0	99	37380	No
82	GOM_NL__2PRFIN20090424_112719_000000412078_00252_37380_9912.N1	24-APR-2009 11:27:19	Bright	40.500	111	8Eta Boo	2.6800	6000.0	81	37380	No
83	GOM_NL__2PRFIN20090424_113138_000000502078_00252_37380_9913.N1	24-APR-2009 11:31:38	Bright	49.500	83		2.3780	11000.	99	37380	No
84	GOM_NL__2PRFIN20090424_113431_000000452078_00252_37380_9914.N1	24-APR-2009 11:34:31	Bright	45.000	180	27Gam Boo	3.0400	8000.0	90	37380	No
85	GOM_NL__2PRFIN20090424_114415_000000462078_00252_37380_9915.N1	24-APR-2009 11:44:15	Bright	45.500	119	14Eta Dra	2.7270	4700.0	91	37380	No
86	GOM_NL__2PRFIN20090424_115358_000000452078_00252_37380_9916.N1	24-APR-2009 11:53:58	Bright	45.000	89	5Alp Cep	2.4510	8000.0	90	37380	No
87	GOM_NL__2PRFIN20090424_115914_000000542078_00252_37380_9917.N1	24-APR-2009 11:59:14	Bright	53.500	19	50Alp Cyg	1.2460	10500.	107	37380	No
88	GOM_NL__2PRFIN20090424_121231_000000582078_00252_37380_9918.N1	24-APR-2009 12:12:31	Dark	58.000	61	8Eps Peg	2.1000	3900.0	116	37380	No
89	GOM_NL__2PRFIN20090424_121458_000000502078_00252_37380_9919.N1	24-APR-2009 12:14:58	Dark	50.000	162	34Alp Aqr	2.9440	5350.0	100	37380	No
90	GOM_NL__2PRFIN20090424_121808_000000542078_00252_37380_9920.N1	24-APR-2009 12:18:08	Dark	54.000	154	22Bet Aqr	2.8990	5700.0	108	37380	No
91	GOM_NL__2PRFIN20090424_124122_000000592078_00253_37381_9921.N1	24-APR-2009 12:41:22	Straylight	58.500	40	The Sco	1.8590	7100.0	117	37381	No
92	GOM_NL__2PRFIN20090424_124258_000000602078_00253_37381_9922.N1	24-APR-2009 12:42:58	Straylight	59.500	25	35Lam Sco	1.6200	28000.	119	37381	No
93	GOM_NL__2PRFIN20090424_124628_000000572078_00253_37381_9923.N1	24-APR-2009 12:46:28	Straylight	56.500	75	26Eps Sco	2.2910	4250.0	113	37381	No
94	GOM_NL__2PRFIN20090424_125143_000000602078_00253_37381_9924.N1	24-APR-2009 12:51:43	Twi_and_stray	59.500	158	6Pi Sco	2.9060	28000.	119	37381	No
95	GOM_NL__2PRFIN20090424_125641_000000492078_00253_37381_9925.N1	24-APR-2009 12:56:41	Bright	49.000	122	9Alp2Lib	2.7470	9700.0	98	37381	No
96	GOM_NL__2PRFIN20090424_130755_000000402078_00253_37381_9926.N1	24-APR-2009 13:07:55	Bright	40.000	111	8Eta Boo	2.6800	6000.0	80	37381	No
97	GOM_NL__2PRFIN20090424_131214_000000512078_00253_37381_9927.N1	24-APR-2009 13:12:14	Bright	51.000	83		2.3780	11000.	102	37381	No
98	GOM_NL__2PRFIN20090424_131506_000000452078_00253_37381_9928.N1	24-APR-2009 13:15:06	Bright	44.500	180	27Gam Boo	3.0400	8000.0	89	37381	No
99	GOM_NL__2PRFIN20090424_132450_000000462078_00253_37381_9929.N1	24-APR-2009 13:24:50	Bright	45.500	119	14Eta Dra	2.7270	4700.0	91	37381	No
100	GOM_NL__2PRFIN20090424_133434_000000422078_00253_37381_9930.N1	24-APR-2009 13:34:34	Bright	42.000	89	5Alp Cep	2.4510	8000.0	84	37381	No
101	GOM_NL__2PRFIN20090424_133949_000000312078_00253_37381_9931.N1	24-APR-2009 13:39:49	Twi_and_stray	31.000	19	50Alp Cyg	1.2460	10500.	62	37381	No

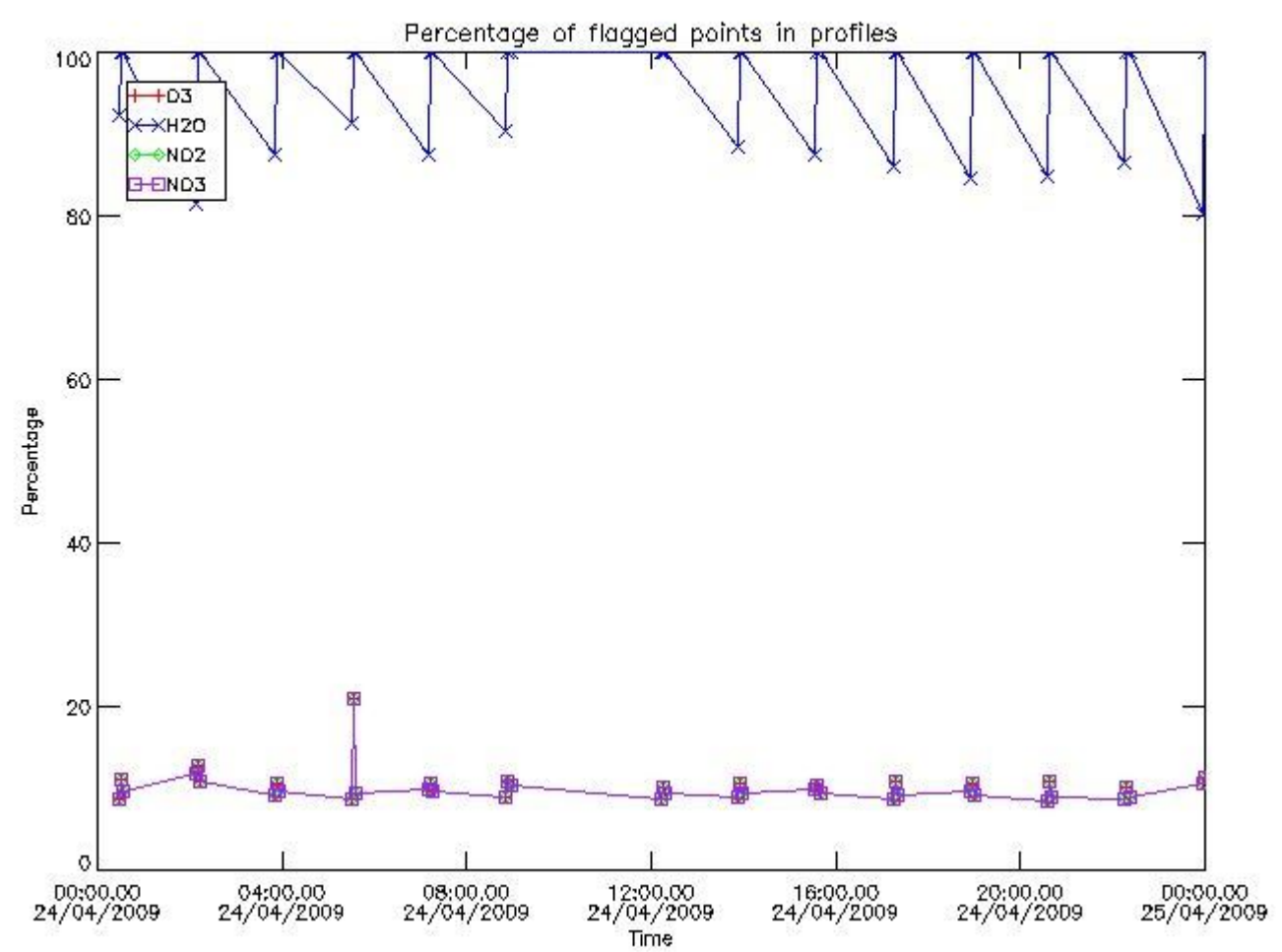
102	GOM_NL__2PRFIN20090424_135307_000000572078_00253_37381_9932.N1	24-APR-2009 13:53:07	Dark	57.000	61	8Eps Peg	2.1000	3900.0	114	37381	No
103	GOM_NL__2PRFIN20090424_135535_000000482078_00253_37381_9933.N1	24-APR-2009 13:55:35	Dark	48.000	162	34Alp Aqr	2.9440	5350.0	96	37381	No
104	GOM_NL__2PRFIN20090424_135845_000000542078_00253_37381_9934.N1	24-APR-2009 13:58:45	Dark	54.000	154	22Bet Aqr	2.8990	5700.0	108	37381	No
105	GOM_NL__2PRFIN20090424_142159_000000582078_00254_37382_9934.N1	24-APR-2009 14:21:59	Straylight	58.000	40	The Sco	1.8590	7100.0	116	37382	No
106	GOM_NL__2PRFIN20090424_142335_000000652078_00254_37382_9935.N1	24-APR-2009 14:23:35	Straylight	65.000	25	35Lam Sco	1.6200	28000.	130	37382	No
107	GOM_NL__2PRFIN20090424_142705_000000642078_00254_37382_9936.N1	24-APR-2009 14:27:05	Straylight	63.500	75	26Eps Sco	2.2910	4250.0	127	37382	No
108	GOM_NL__2PRFIN20090424_143219_000000312078_00254_37382_9937.N1	24-APR-2009 14:32:19	Tw_i_and_stray	30.500	158	6Pi Sco	2.9060	28000.	61	37382	No
109	GOM_NL__2PRFIN20090424_143718_000000492078_00254_37382_9938.N1	24-APR-2009 14:37:18	Bright	49.000	122	9Alp2Lib	2.7470	9700.0	98	37382	No
110	GOM_NL__2PRFIN20090424_144831_000000412078_00254_37382_9939.N1	24-APR-2009 14:48:31	Bright	40.500	111	8Eta Boo	2.6800	6000.0	81	37382	No
111	GOM_NL__2PRFIN20090424_145249_000000482078_00254_37382_9940.N1	24-APR-2009 14:52:49	Bright	48.000	83		2.3780	11000.	96	37382	No
112	GOM_NL__2PRFIN20090424_145541_000000442078_00254_37382_9941.N1	24-APR-2009 14:55:41	Bright	44.000	180	27Gam Boo	3.0400	8000.0	88	37382	No
113	GOM_NL__2PRFIN20090424_150526_000000452078_00254_37382_9942.N1	24-APR-2009 15:05:26	Bright	45.000	119	14Eta Dra	2.7270	4700.0	90	37382	No
114	GOM_NL__2PRFIN20090424_151509_000000412078_00254_37382_9943.N1	24-APR-2009 15:15:09	Bright	40.500	89	5Alp Cep	2.4510	8000.0	81	37382	No
115	GOM_NL__2PRFIN20090424_152025_000000572078_00254_37382_9944.N1	24-APR-2009 15:20:25	Bright	56.500	19	50Alp Cyg	1.2460	10500.	113	37382	No
116	GOM_NL__2PRFIN20090424_153344_000000562078_00254_37382_9945.N1	24-APR-2009 15:33:44	Dark	56.000	61	8Eps Peg	2.1000	3900.0	112	37382	No
117	GOM_NL__2PRFIN20090424_153611_000000492078_00254_37382_9946.N1	24-APR-2009 15:36:11	Dark	49.000	162	34Alp Aqr	2.9440	5350.0	98	37382	No
118	GOM_NL__2PRFIN20090424_153922_000000542078_00254_37382_9947.N1	24-APR-2009 15:39:22	Dark	54.000	154	22Bet Aqr	2.8990	5700.0	108	37382	No
119	GOM_NL__2PRFIN20090424_160236_000000662078_00255_37383_9952.N1	24-APR-2009 16:02:36	Straylight	65.500	40	The Sco	1.8590	7100.0	131	37383	No
120	GOM_NL__2PRFIN20090424_160412_000000602078_00255_37383_9953.N1	24-APR-2009 16:04:12	Straylight	59.500	25	35Lam Sco	1.6200	28000.	119	37383	No
121	GOM_NL__2PRFIN20090424_160741_000000622078_00255_37383_9954.N1	24-APR-2009 16:07:41	Straylight	61.500	75	26Eps Sco	2.2910	4250.0	123	37383	No
122	GOM_NL__2PRFIN20090424_161256_000000582078_00255_37383_9955.N1	24-APR-2009 16:12:56	Tw_i_and_stray	58.000	158	6Pi Sco	2.9060	28000.	116	37383	No
123	GOM_NL__2PRFIN20090424_161753_000000502078_00255_37383_9956.N1	24-APR-2009 16:17:53	Bright	49.500	122	9Alp2Lib	2.7470	9700.0	99	37383	No
124	GOM_NL__2PRFIN20090424_162906_000000402078_00255_37383_9957.N1	24-APR-2009 16:29:06	Bright	40.000	111	8Eta Boo	2.6800	6000.0	80	37383	No
125	GOM_NL__2PRFIN20090424_163324_000000512078_00255_37383_9958.N1	24-APR-2009 16:33:24	Bright	50.500	83		2.3780	11000.	101	37383	No
126	GOM_NL__2PRFIN20090424_163617_000000442078_00255_37383_9959.N1	24-APR-2009 16:36:17	Bright	44.000	180	27Gam Boo	3.0400	8000.0	88	37383	No
127	GOM_NL__2PRFIN20090424_164601_000000432078_00255_37383_9960.N1	24-APR-2009 16:46:01	Bright	43.000	119	14Eta Dra	2.7270	4700.0	86	37383	No
128	GOM_NL__2PRFIN20090424_165545_000000602078_00255_37383_9961.N1	24-APR-2009 16:55:45	Bright	60.000	89	5Alp Cep	2.4510	8000.0	120	37383	No
129	GOM_NL__2PRFIN20090424_171420_000000582078_00255_37383_9962.N1	24-APR-2009 17:14:20	Dark	58.000	61	8Eps Peg	2.1000	3900.0	116	37383	No
130	GOM_NL__2PRFIN20090424_171648_000000472078_00255_37383_9963.N1	24-APR-2009 17:16:48	Dark	46.500	162	34Alp Aqr	2.9440	5350.0	93	37383	No
131	GOM_NL__2PRFIN20090424_171959_000000552078_00255_37383_9964.N1	24-APR-2009 17:19:59	Dark	55.000	154	22Bet Aqr	2.8990	5700.0	110	37383	No
132	GOM_NL__2PRFIN20090424_174313_000000622078_00256_37384_9967.N1	24-APR-2009 17:43:13	Straylight	61.500	40	The Sco	1.8590	7100.0	123	37384	No
133	GOM_NL__2PRFIN20090424_174449_000000582078_00256_37384_9968.N1	24-APR-2009 17:44:49	Straylight	58.000	25	35Lam Sco	1.6200	28000.	116	37384	No
134	GOM_NL__2PRFIN20090424_174818_000000662078_00256_37384_9969.N1	24-APR-2009 17:48:18	Straylight	65.500	75	26Eps Sco	2.2910	4250.0	131	37384	No
135	GOM_NL__2PRFIN20090424_175332_000000572078_00256_37384_9970.N1	24-APR-2009 17:53:32	Tw_i_and_stray	57.000	158	6Pi Sco	2.9060	28000.	114	37384	No
136	GOM_NL__2PRFIN20090424_175830_000000482078_00256_37384_9971.N1	24-APR-2009 17:58:30	Bright	48.000	122	9Alp2Lib	2.7470	9700.0	96	37384	No
137	GOM_NL__2PRFIN20090424_180942_000000412078_00256_37384_9972.N1	24-APR-2009 18:09:42	Bright	40.500	111	8Eta Boo	2.6800	6000.0	81	37384	No
138	GOM_NL__2PRFIN20090424_181359_000000492078_00256_37384_9973.N1	24-APR-2009 18:13:59	Bright	48.500	83		2.3780	11000.	97	37384	No
139	GOM_NL__2PRFIN20090424_181652_000000432078_00256_37384_9974.N1	24-APR-2009 18:16:52	Bright	43.000	180	27Gam Boo	3.0400	8000.0	86	37384	No
140	GOM_NL__2PRFIN20090424_182636_000000462078_00256_37384_9975.N1	24-APR-2009 18:26:36	Bright	46.000	119	14Eta Dra	2.7270	4700.0	92	37384	No
141	GOM_NL__2PRFIN20090424_183621_000000372078_00256_37384_9976.N1	24-APR-2009 18:36:21	Bright	37.000	89	5Alp Cep	2.4510	8000.0	74	37384	No
142	GOM_NL__2PRFIN20090424_184137_000000542078_00256_37384_9977.N1	24-APR-2009 18:41:37	Bright	54.000	19	50Alp Cyg	1.2460	10500.	108	37384	No
143	GOM_NL__2PRFIN20090424_185457_000000592078_00256_37384_9978.N1	24-APR-2009 18:54:57	Dark	58.500	61	8Eps Peg	2.1000	3900.0	117	37384	No
144	GOM_NL__2PRFIN20090424_185725_000000492078_00256_37384_9979.N1	24-APR-2009 18:57:25	Dark	48.500	162	34Alp Aqr	2.9440	5350.0	97	37384	No
145	GOM_NL__2PRFIN20090424_190036_000000552078_00256_37384_9980.N1	24-APR-2009 19:00:36	Dark	55.000	154	22Bet Aqr	2.8990	5700.0	110	37384	No
146	GOM_NL__2PRFIN20090424_192350_000000492078_00257_37385_9983.N1	24-APR-2009 19:23:50	Straylight	48.500	40	The Sco	1.8590	7100.0	97	37385	No
147	GOM_NL__2PRFIN20090424_192526_000000592078_00257_37385_9984.N1	24-APR-2009 19:25:26	Straylight	59.000	25	35Lam Sco	1.6200	28000.	118	37385	No
148	GOM_NL__2PRFIN20090424_192855_000000582078_00257_37385_9985.N1	24-APR-2009 19:28:55	Straylight	57.500	75	26Eps Sco	2.2910	4250.0	115	37385	No
149	GOM_NL__2PRFIN20090424_193409_000000572078_00257_37385_9986.N1	24-APR-2009 19:34:09	Tw_i_and_stray	57.000	158	6Pi Sco	2.9060	28000.	114	37385	No
150	GOM_NL__2PRFIN20090424_193906_000000482078_00257_37385_9987.N1	24-APR-2009 19:39:06	Bright	48.000	122	9Alp2Lib	2.7470	9700.0	96	37385	No
151	GOM_NL__2PRFIN20090424_195018_000000402078_00257_37385_9988.N1	24-APR-2009 19:50:18	Bright	40.000	111	8Eta Boo	2.6800	6000.0	80	37385	No
152	GOM_NL__2PRFIN20090424_195434_000000472078_00257_37385_9989.N1	24-APR-2009 19:54:34	Bright	46.500	83		2.3780	11000.	93	37385	No
153	GOM_NL__2PRFIN20090424_195727_000000442078_00257_37385_9990.N1	24-APR-2009 19:57:27	Bright	44.000	180	27Gam Boo	3.0400	8000.0	88	37385	No
154	GOM_NL__2PRFIN20090424_200711_000000472078_00257_37385_9991.N1	24-APR-2009 20:07:11	Bright	46.500	119	14Eta Dra	2.7270	4700.0	93	37385	No
155	GOM_NL__2PRFIN20090424_201656_000000382078_00257_37385_9992.N1	24-APR-2009 20:16:56	Bright	37.500	89	5Alp Cep	2.4510	8000.0	75	37385	No
156	GOM_NL__2PRFIN20090424_202212_000000582078_00257_37385_9993.N1	24-APR-2009 20:22:12	Bright	58.000	19	50Alp Cyg	1.2460	10500.	116	37385	No
157	GOM_NL__2PRFIN20090424_203533_000000602078_00257_37385_9994.N1	24-APR-2009 20:35:33	Dark	60.000	61	8Eps Peg	2.1000	3900.0	120	37385	No
158	GOM_NL__2PRFIN20090424_203801_000000482078_00257_37385_9995.N1	24-APR-2009 20:38:01	Dark	47.500	162	34Alp Aqr	2.9440	5350.0	95	37385	No
159	GOM_NL__2PRFIN20090424_204112_000000572078_00257_37385_9996.N1	24-APR-2009 20:41:12	Dark	56.500	154	22Bet Aqr	2.8990	5700.0	113	37385	No
160	GOM_NL__2PRFIN20090424_210427_000000582078_00258_37386_9999.N1	24-APR-2009 21:04:27	Straylight	58.000	40	The Sco	1.8590	7100.0	116	37386	No

161	GOM_NL__2PRFIN20090424_210603_000000602078_00258_37386_0000.N1	24-APR-2009 21:06:03	Straylight	59.500	25	35Lam Sco	1.6200	28000.	119	37386	No
162	GOM_NL__2PRFIN20090424_210932_000000632078_00258_37386_0001.N1	24-APR-2009 21:09:32	Straylight	63.000	75	26Eps Sco	2.2910	4250.0	126	37386	No
163	GOM_NL__2PRFIN20090424_211445_000000562078_00258_37386_0002.N1	24-APR-2009 21:14:45	Twilight_and_stray	56.000	158	6Pi Sco	2.9060	28000.	112	37386	No
164	GOM_NL__2PRFIN20090424_211942_000000522078_00258_37386_0003.N1	24-APR-2009 21:19:42	Bright	51.500	122	9Alp2Lib	2.7470	9700.0	103	37386	No
165	GOM_NL__2PRFIN20090424_213053_000000402078_00258_37386_0004.N1	24-APR-2009 21:30:53	Bright	40.000	111	8Eta Boo	2.6800	6000.0	80	37386	No
166	GOM_NL__2PRFIN20090424_213510_000000502078_00258_37386_0005.N1	24-APR-2009 21:35:10	Bright	49.500	83		2.3780	11000.	99	37386	No
167	GOM_NL__2PRFIN20090424_213803_000000452078_00258_37386_0006.N1	24-APR-2009 21:38:03	Bright	44.500	180	27Gam Boo	3.0400	8000.0	89	37386	No
168	GOM_NL__2PRFIN20090424_214746_000000432078_00258_37386_0007.N1	24-APR-2009 21:47:46	Bright	42.500	119	14Eta Dra	2.7270	4700.0	85	37386	No
169	GOM_NL__2PRFIN20090424_215732_000000392078_00258_37386_0008.N1	24-APR-2009 21:57:32	Bright	39.000	89	5Alp Cep	2.4510	8000.0	78	37386	No
170	GOM_NL__2PRFIN20090424_220248_000000482078_00258_37386_0009.N1	24-APR-2009 22:02:48	Bright	48.000	19	50Alp Cyg	1.2460	10500.	96	37386	No
171	GOM_NL__2PRFIN20090424_221610_000000602078_00258_37386_0010.N1	24-APR-2009 22:16:10	Dark	59.500	61	8Eps Peg	2.1000	3900.0	119	37386	No
172	GOM_NL__2PRFIN20090424_221837_000000502078_00258_37386_0011.N1	24-APR-2009 22:18:37	Dark	49.500	162	34Alp Aqr	2.9440	5350.0	99	37386	No
173	GOM_NL__2PRFIN20090424_222149_000000572078_00258_37386_0012.N1	24-APR-2009 22:21:49	Dark	57.000	154	22Bet Aqr	2.8990	5700.0	114	37386	No
174	GOM_NL__2PRFIN20090424_224504_000000662078_00259_37387_0014.N1	24-APR-2009 22:45:04	Straylight	65.500	40	The Sco	1.8590	7100.0	131	37387	No
175	GOM_NL__2PRFIN20090424_224640_000000632078_00259_37387_0015.N1	24-APR-2009 22:46:40	Straylight	63.000	25	35Lam Sco	1.6200	28000.	126	37387	No
176	GOM_NL__2PRFIN20090424_225009_000000632078_00259_37387_0016.N1	24-APR-2009 22:50:09	Straylight	63.000	75	26Eps Sco	2.2910	4250.0	126	37387	No
177	GOM_NL__2PRFIN20090424_225521_000000572078_00259_37387_0017.N1	24-APR-2009 22:55:21	Twilight_and_stray	56.500	158	6Pi Sco	2.9060	28000.	113	37387	No
178	GOM_NL__2PRFIN20090424_230018_000000522078_00259_37387_0018.N1	24-APR-2009 23:00:18	Bright	52.000	122	9Alp2Lib	2.7470	9700.0	104	37387	No
179	GOM_NL__2PRFIN20090424_231129_000000412078_00259_37387_0019.N1	24-APR-2009 23:11:29	Bright	40.500	111	8Eta Boo	2.6800	6000.0	81	37387	No
180	GOM_NL__2PRFIN20090424_231545_000000522078_00259_37387_0020.N1	24-APR-2009 23:15:45	Bright	52.000	83		2.3780	11000.	104	37387	No
181	GOM_NL__2PRFIN20090424_231838_000000442078_00259_37387_0021.N1	24-APR-2009 23:18:38	Bright	44.000	180	27Gam Boo	3.0400	8000.0	88	37387	No
182	GOM_NL__2PRFIN20090424_232822_000000432078_00259_37387_0022.N1	24-APR-2009 23:28:22	Bright	43.000	119	14Eta Dra	2.7270	4700.0	86	37387	No
183	GOM_NL__2PRFIN20090424_233808_000000402078_00259_37387_0023.N1	24-APR-2009 23:38:08	Bright	40.000	89	5Alp Cep	2.4510	8000.0	80	37387	No
184	GOM_NL__2PRFIN20090424_234323_000000502078_00259_37387_0024.N1	24-APR-2009 23:43:23	Bright	49.500	19	50Alp Cyg	1.2460	10500.	99	37387	No
185	GOM_NL__2PRFIN20090424_235646_000000492078_00259_37387_0025.N1	24-APR-2009 23:56:46	Dark	48.500	61	8Eps Peg	2.1000	3900.0	97	37387	No
186	GOM_NL__2PRFIN20090424_235914_000000452078_00259_37387_0026.N1	24-APR-2009 23:59:14	Dark	44.500	162	34Alp Aqr	2.9440	5350.0	89	37387	No

3. Quality information per product

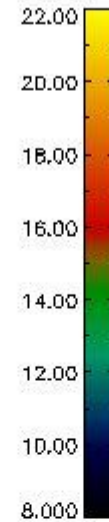
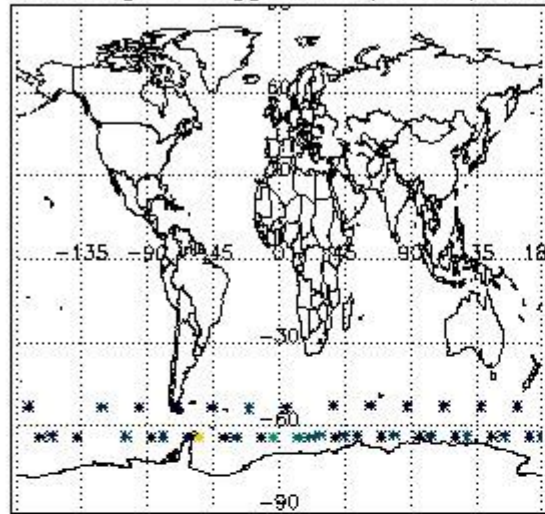
In this section it is plotted some information contained in the Quality Summary data set of the level 2 products. Only products in dark limb conditions and without errors (error flag in the MPH set to "0") are used.

3.1 Plot quality information per product (time dependant)

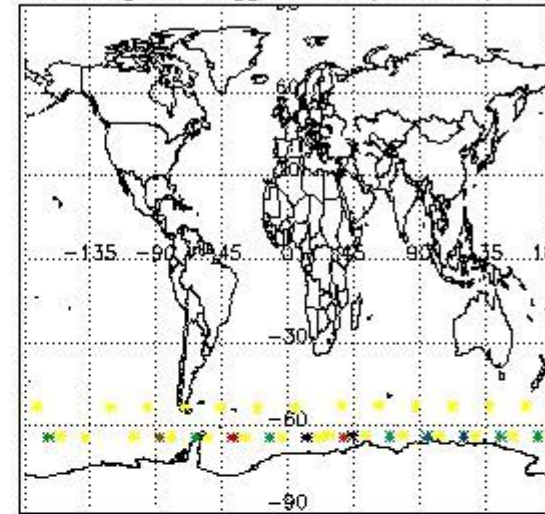


3.2 Plot quality information per product (world map)

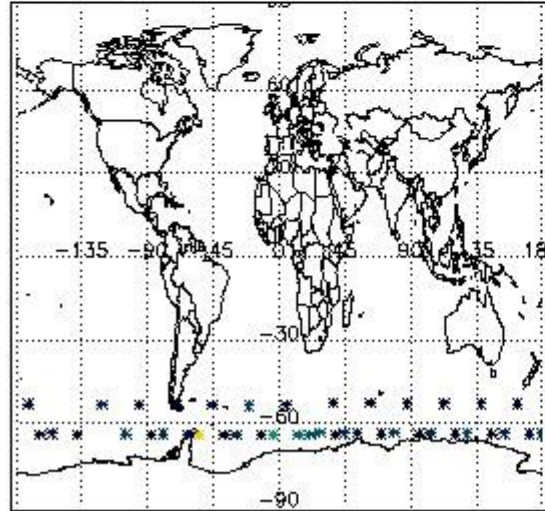
Percentage of flagged data per O3 profile



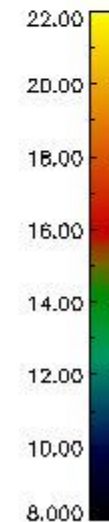
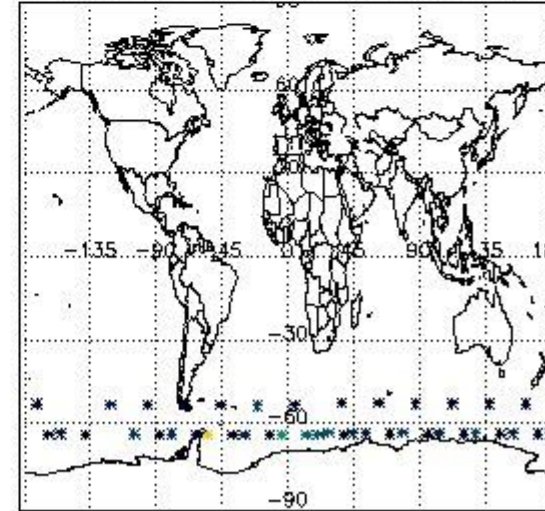
Percentage of flagged data per H2O profile



Percentage of flagged data per NO2 profile



Percentage of flagged data per NO3 profile

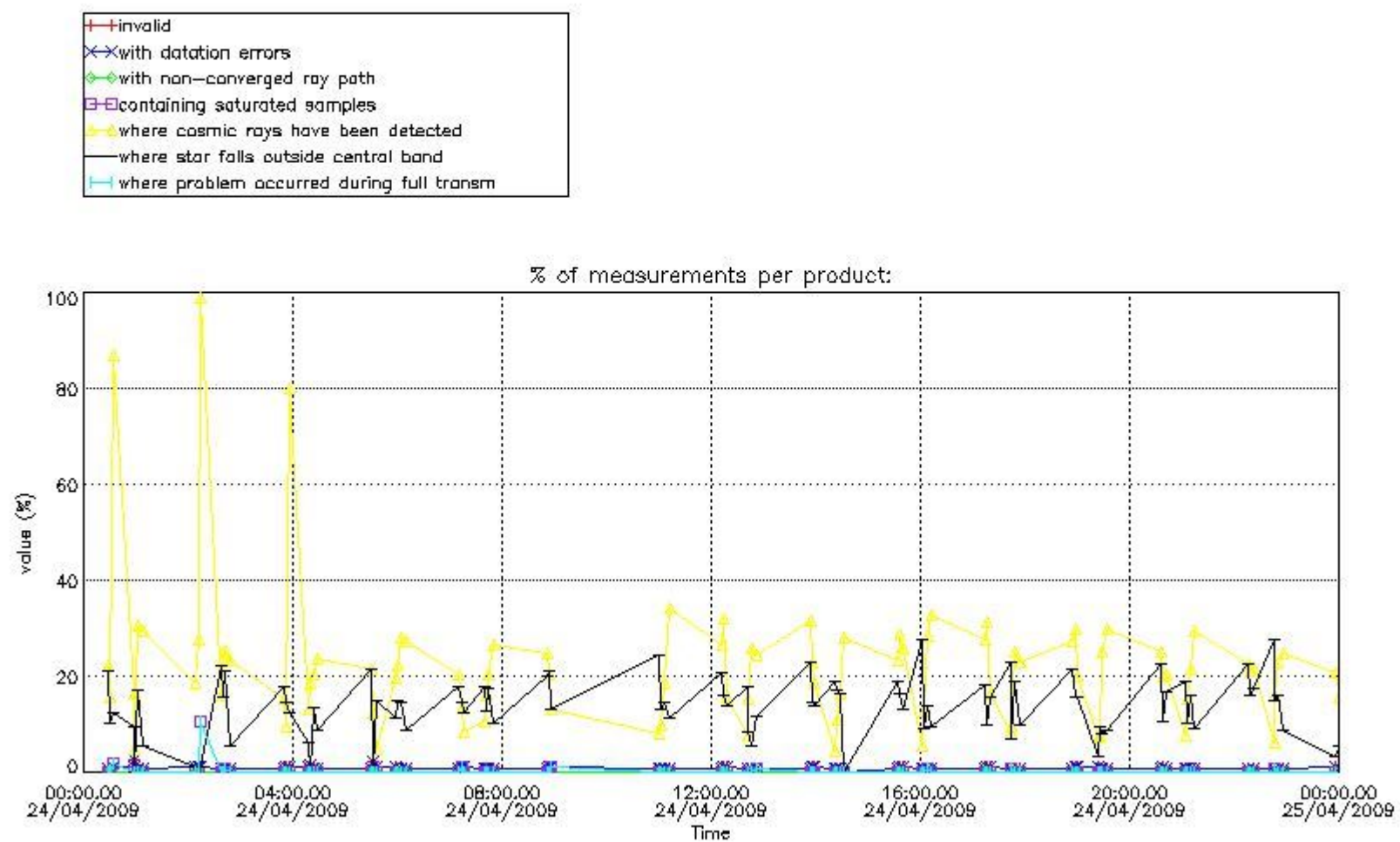


4. Level 1 quality information per product

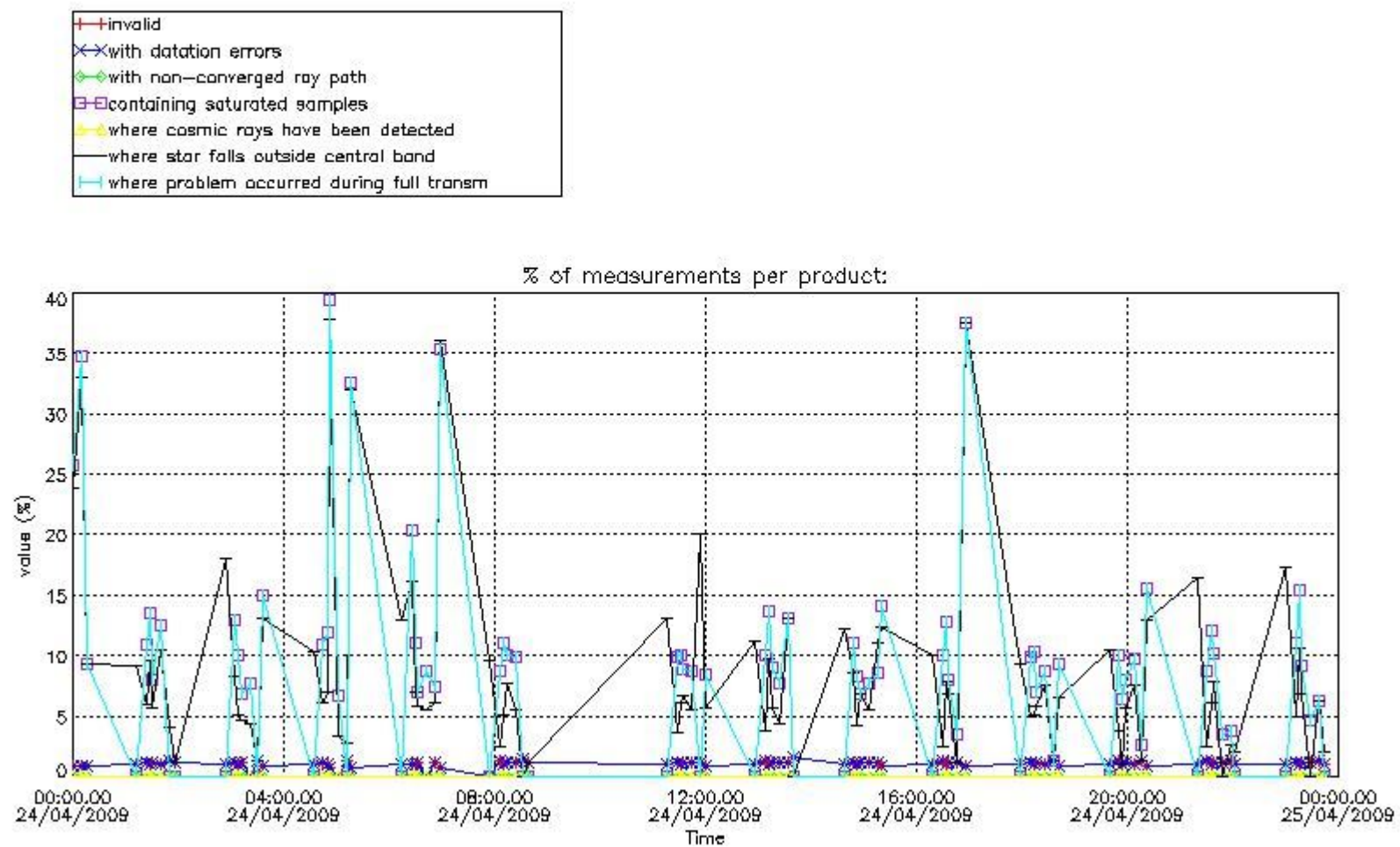
In this section it is plotted some information contained in the Quality Summary data set of the level 2 products that comes from the level 1b processing. Products without errors (error flag in the MPH set to "0") are used.

4.1 Plot quality information per product (time dependant) coming from level 1b processing

4.1.1 Plot level 1 quality information per product (time dependant): ENVISAT ASCENDING passes

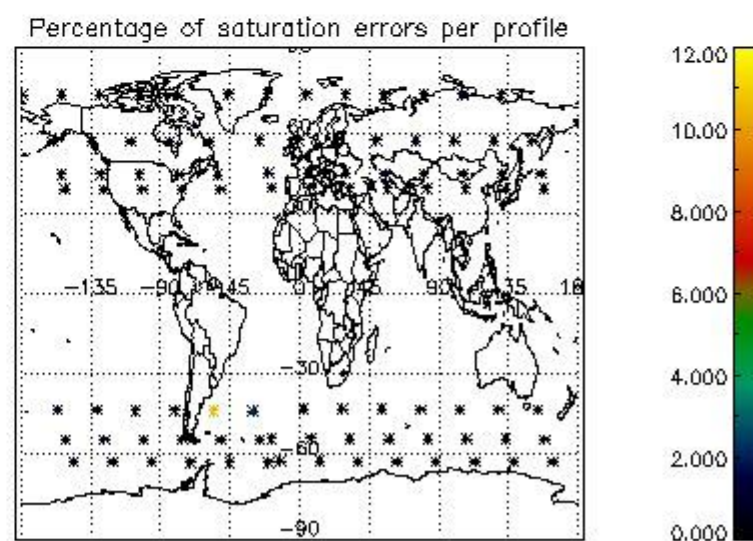
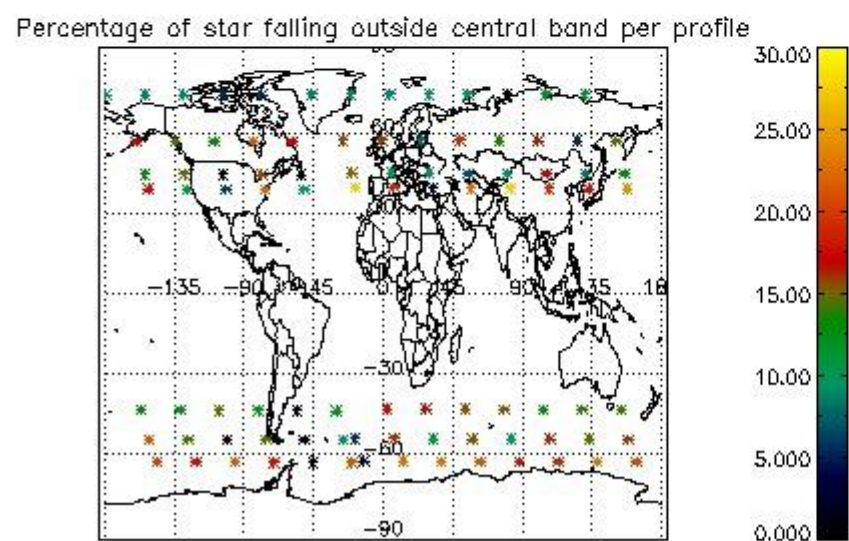
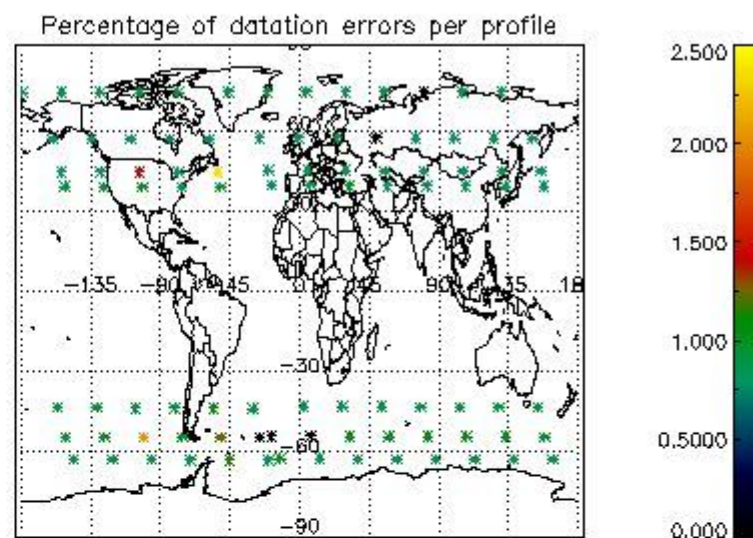
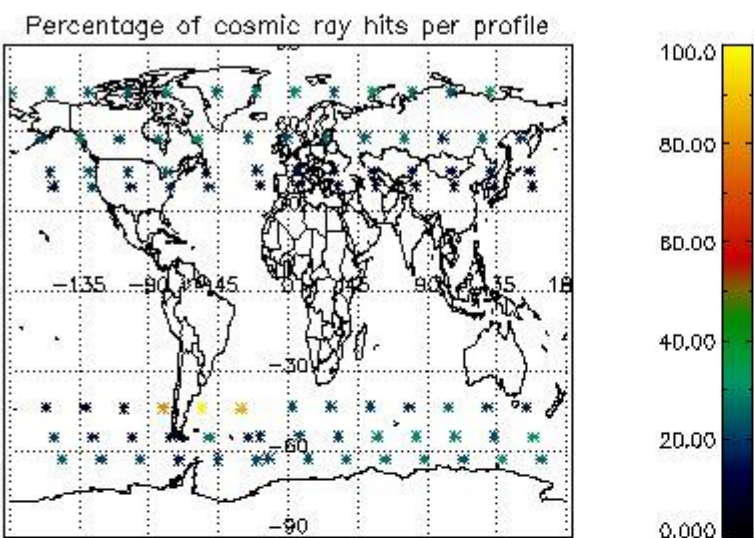


4.1.2 Plot level 1 quality information per product (time dependant): ENVI SAT DESCENDING passes

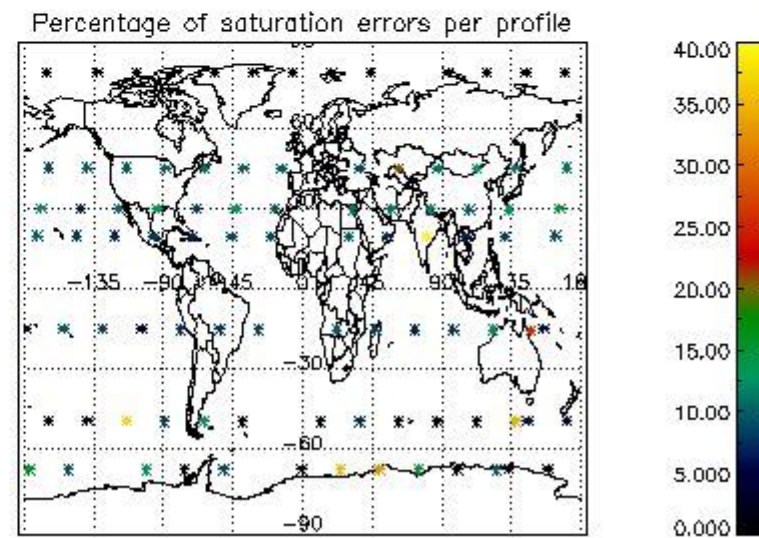
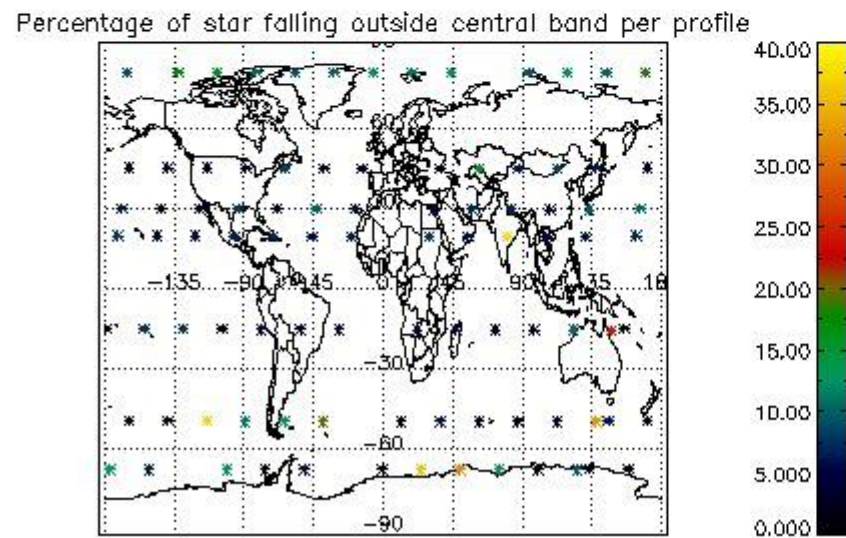
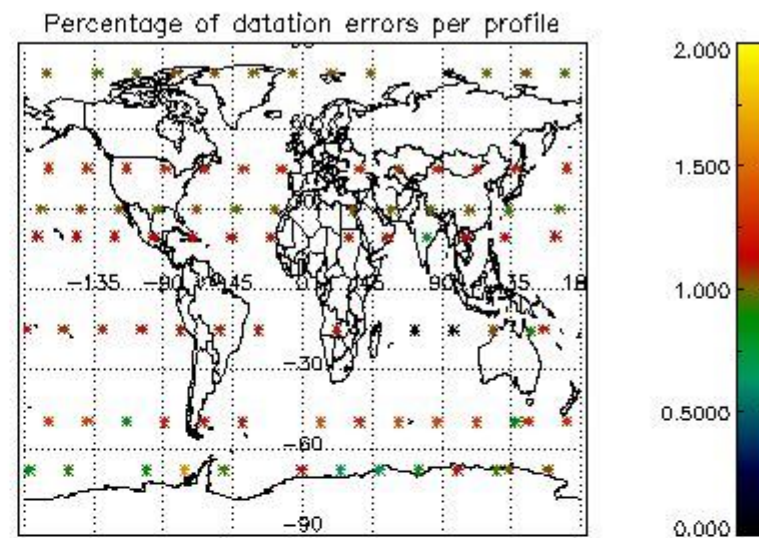
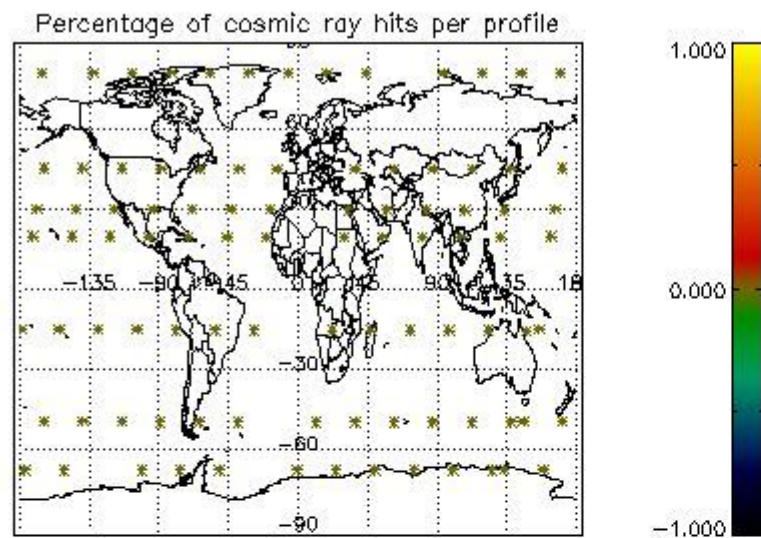


4.2 Plot quality information per product coming from level 1b processing (world map)

4.2.1 Plot level 1 quality information per product (world map): ENVISAT ASCENDING passes



4.2.2 Plot level 1 quality information per product (world map): ENVISAT DESCENDING passes



5. Trace gas profiles

5.1 Ozone statistics based on quality of products

The final quality of the products can be "measured" using the STD (Standard Deviation) attached to every point profile. This information is written to the parameter GOM_NL__2P/NL_LOCAL_SPECIES_DENSITY/o3_std of the level 2 products. The table below shows the statistics for given STD ranges.

The statistics are given with respect to the overall valid production:

- Products without fatal errors: GOM_NL__2P/MPH/PRODUCT_ERR=0
- Valid point profile: GOM_NL__2P/NL_LOCAL_SPECIES_DENSITY/pcd(0)=0

The 'Criteria' is applied to valid points of dark limb products:

- Products in dark limb illumination condition: GOM_NL__2P/NL_SUMMARY_QUALITY/obs_ill_cond=0
- Products without fatal errors: GOM_NL__2P/MPH/PRODUCT_ERR=0
- Valid point profile: GOM_NL__2P/NL_LOCAL_SPECIES_DENSITY/pcd(0)=0

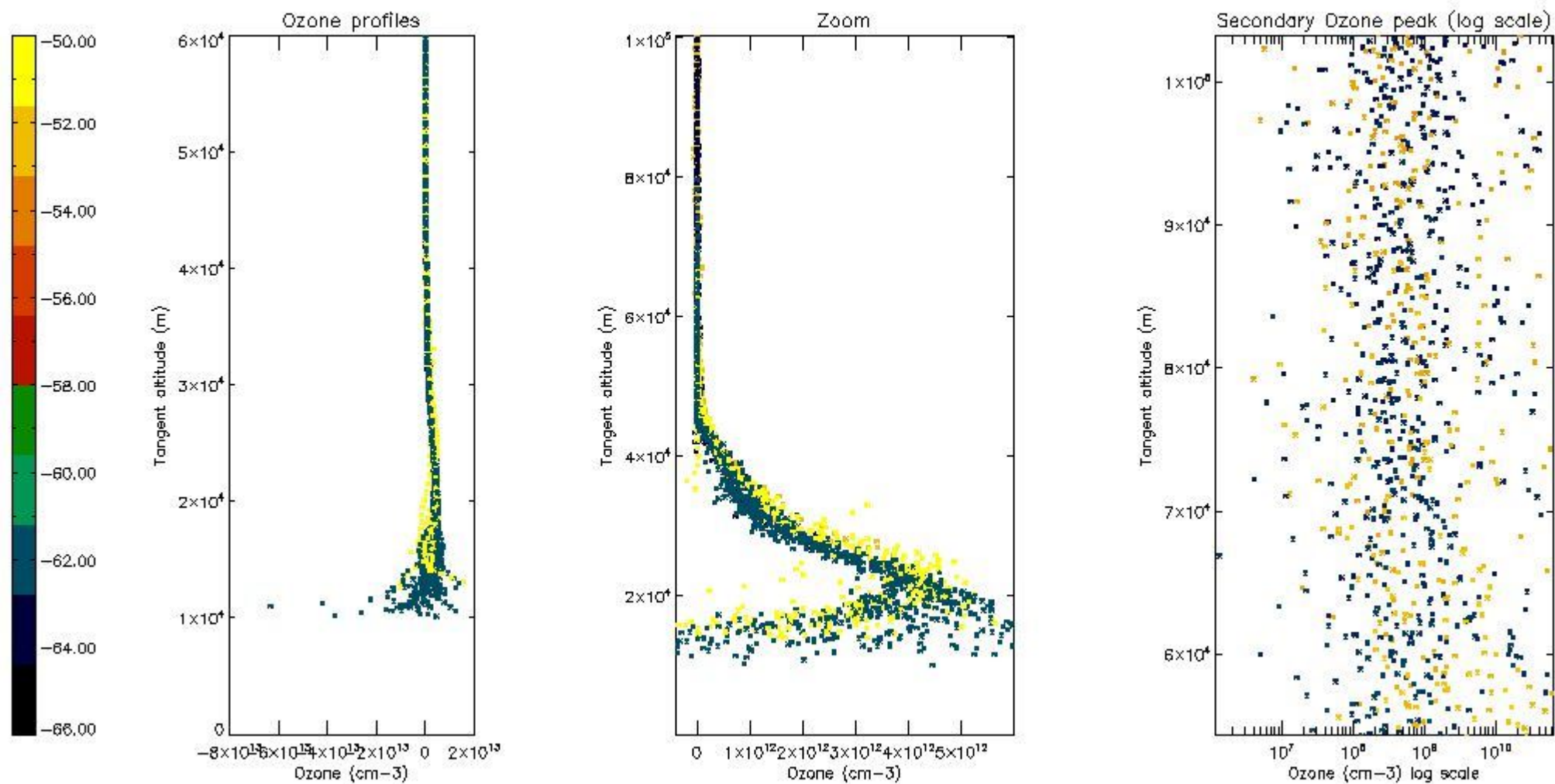
So, the table below shows the percentage of dark limb and valid observations for each criteria with respect to the overall valid daily observations.

Criteria	% of total production
All STD	23.000
STD < 20	5.0000

STD < 10	1.0000
STD < 5	NaN

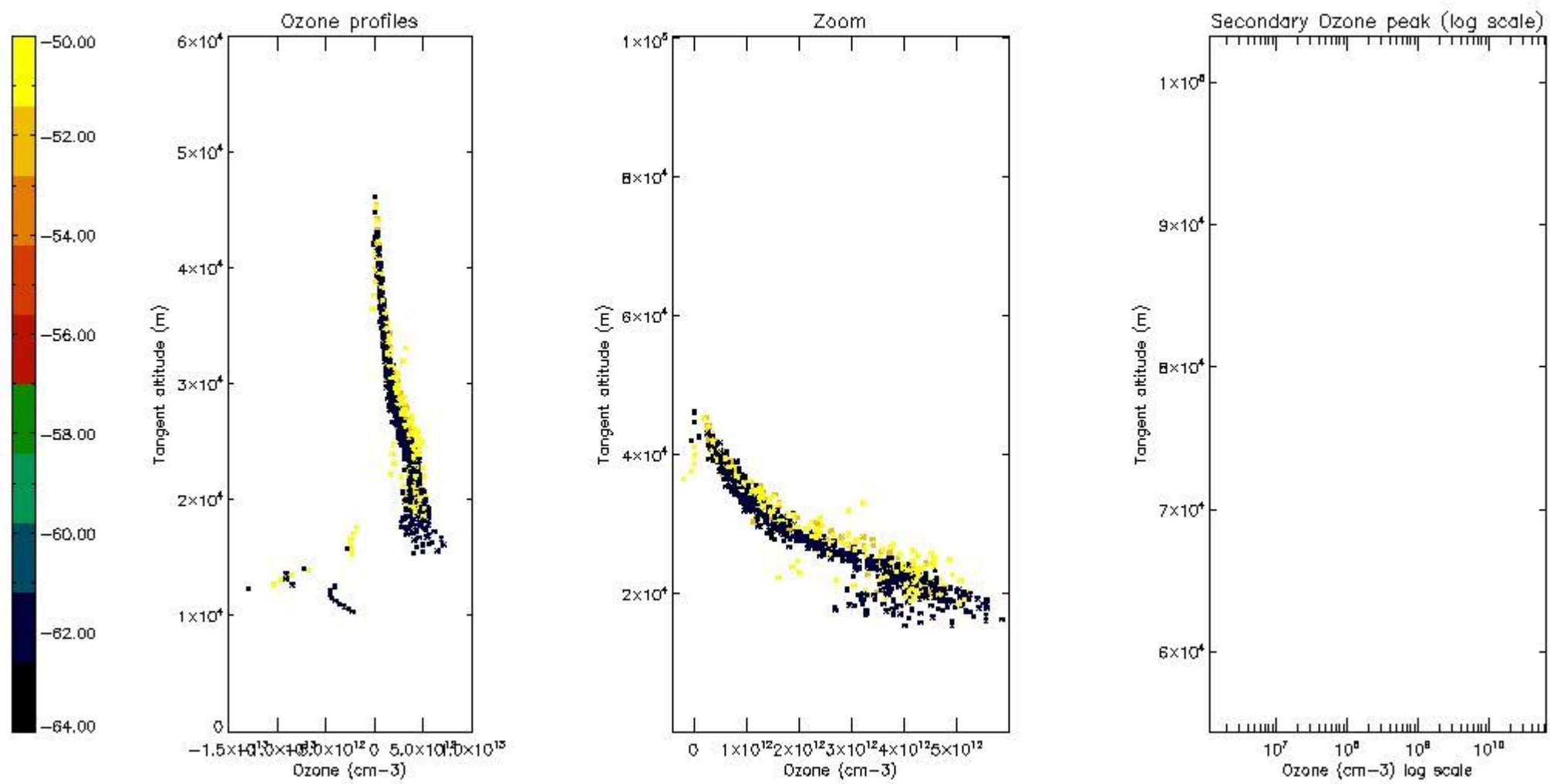
5.2 Plot ozone profiles for all STD (dark without errors)

The colorbar represents the latitude.



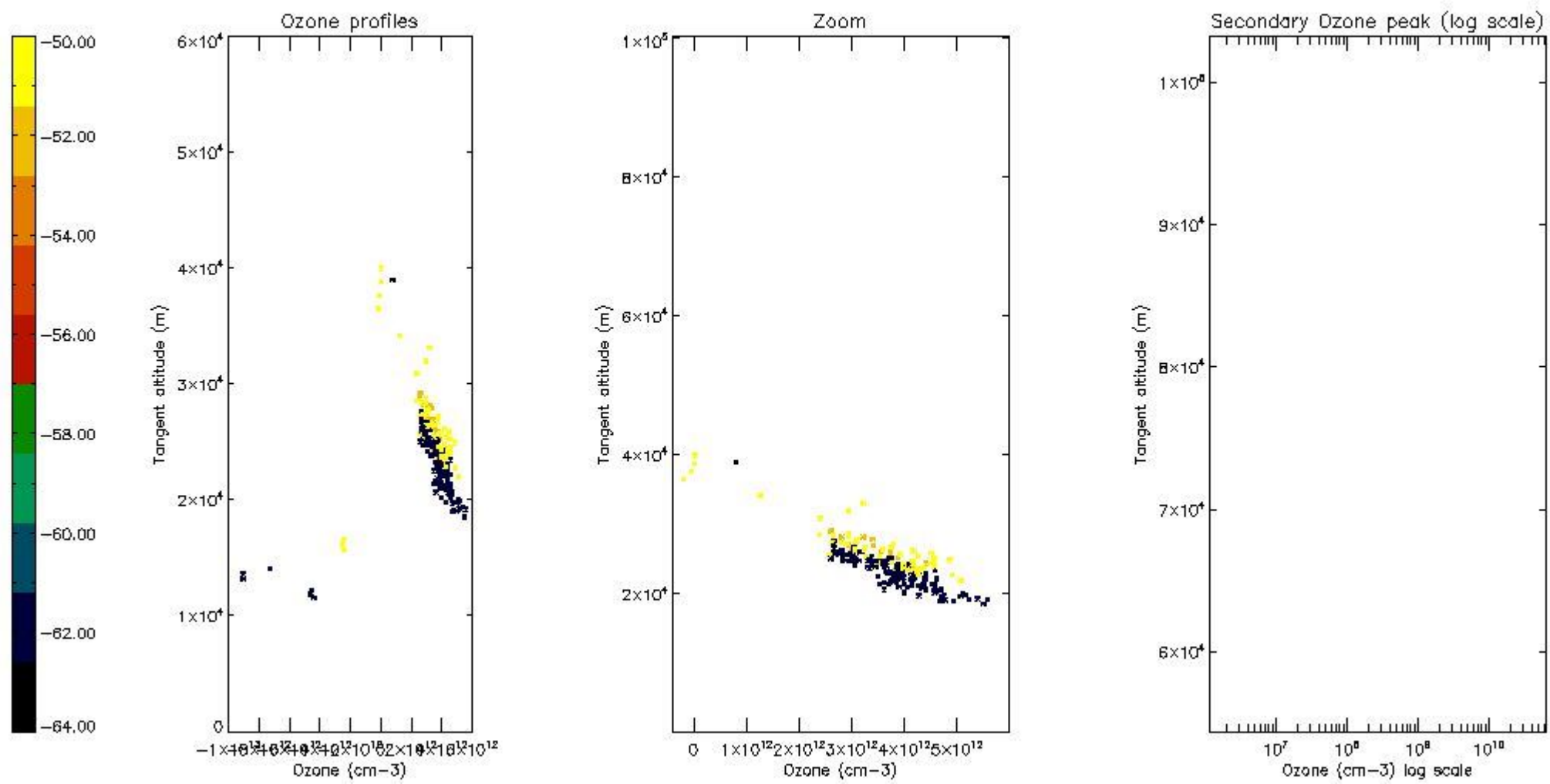
5.3 Plot ozone profiles where STD < 20% (dark without errors)

The colorbar represents the latitude.



5.4 Plot ozone profiles where STD < 10% (dark without errors)

The colorbar represents the latitude.

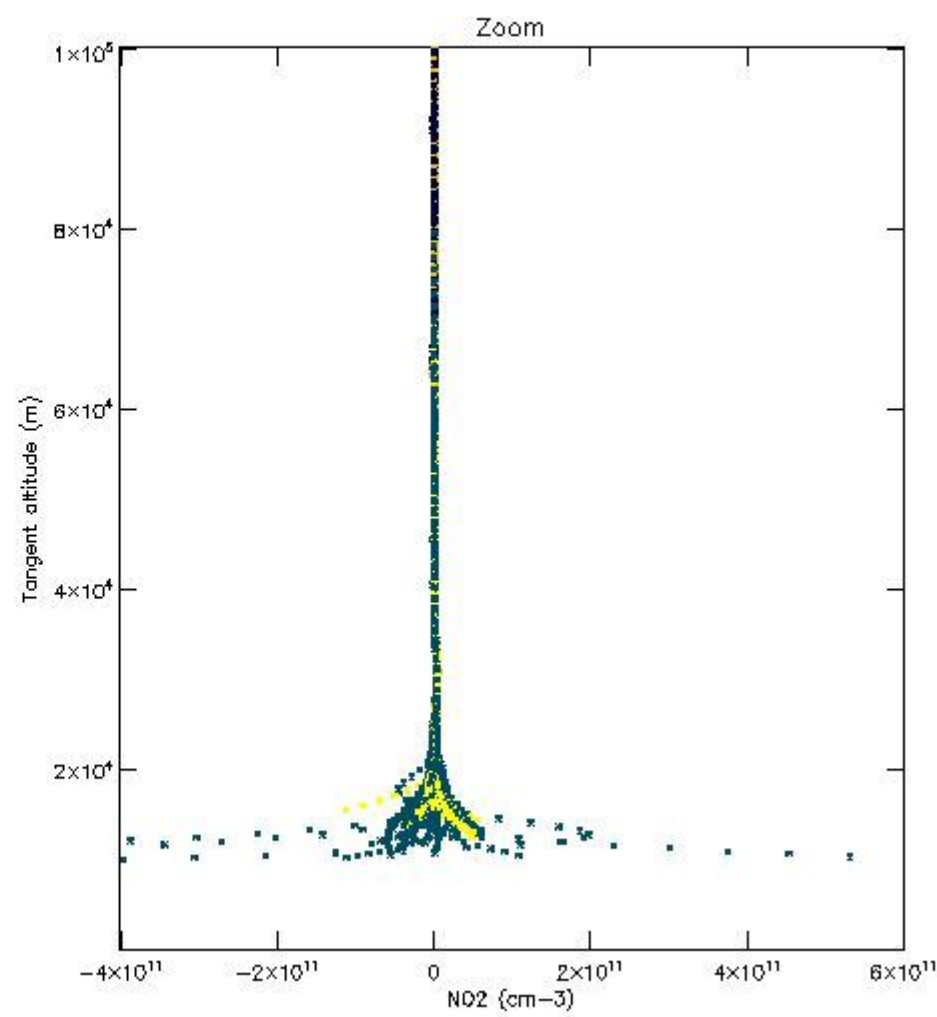
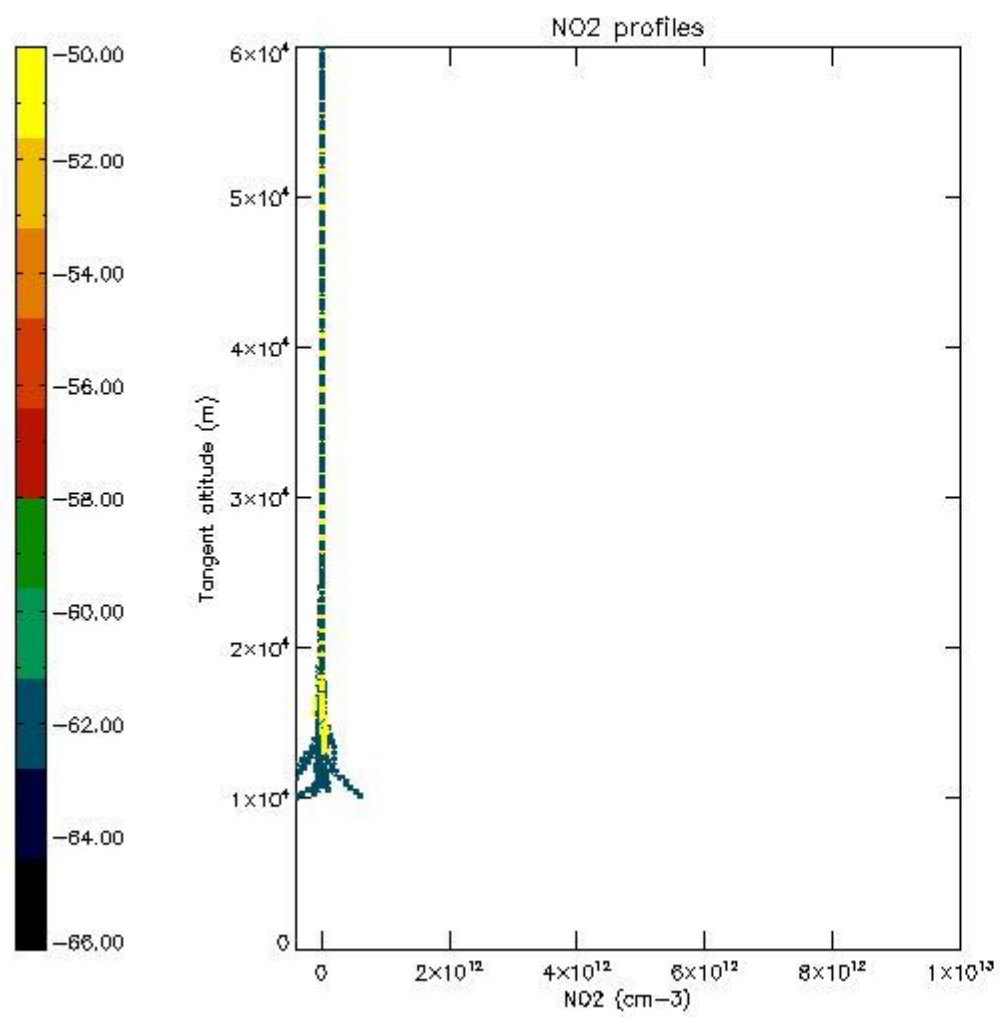


5.5 Plot ozone profiles where STD < 5% (dark without errors)

The colorbar represents the latitude.

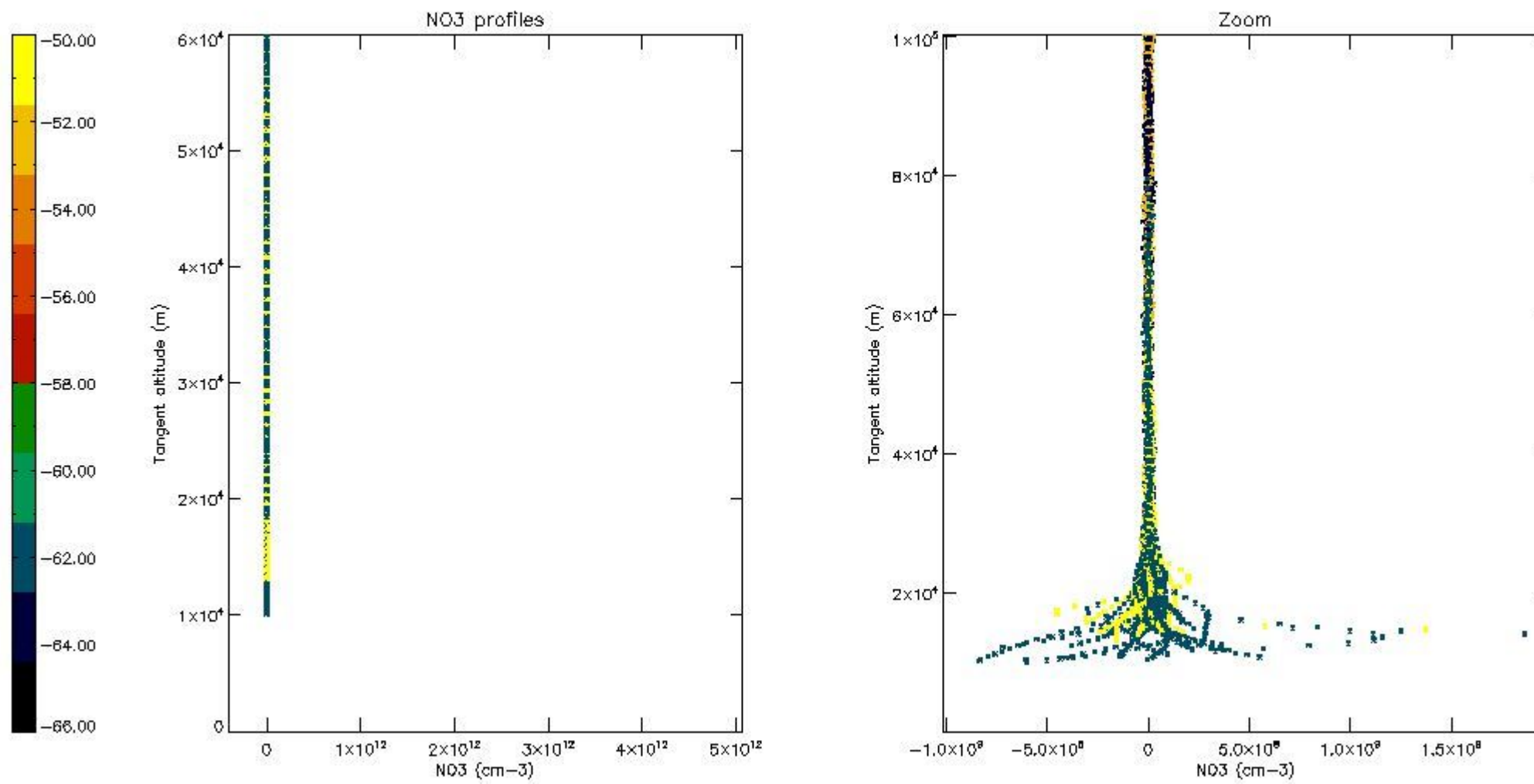
5.6 Plot NO2 profiles for all STD (dark without errors)

The colorbar represents the latitude.



5.7 Plot NO3 profiles for all STD (dark without errors)

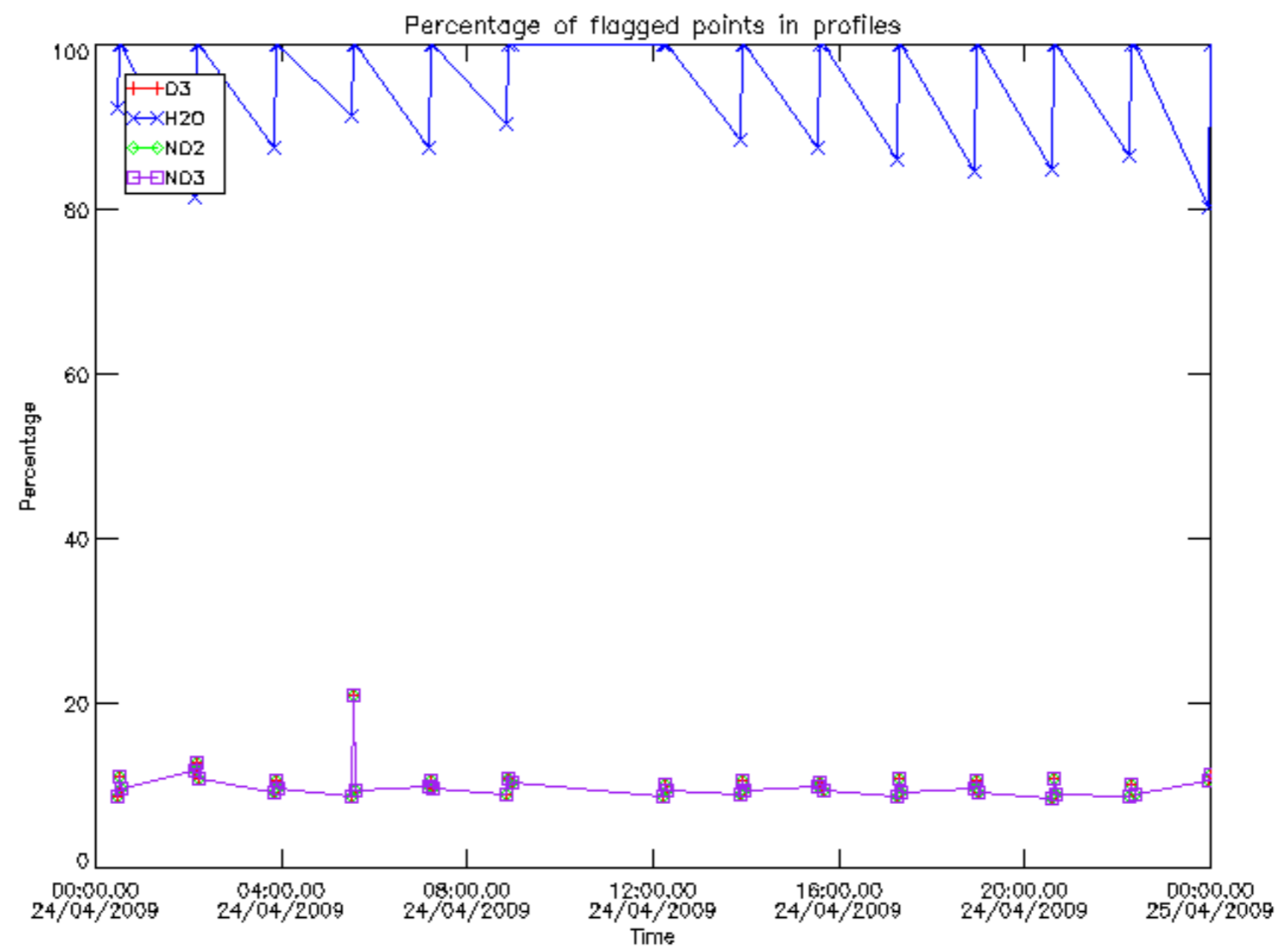
The colorbar represents the latitude.



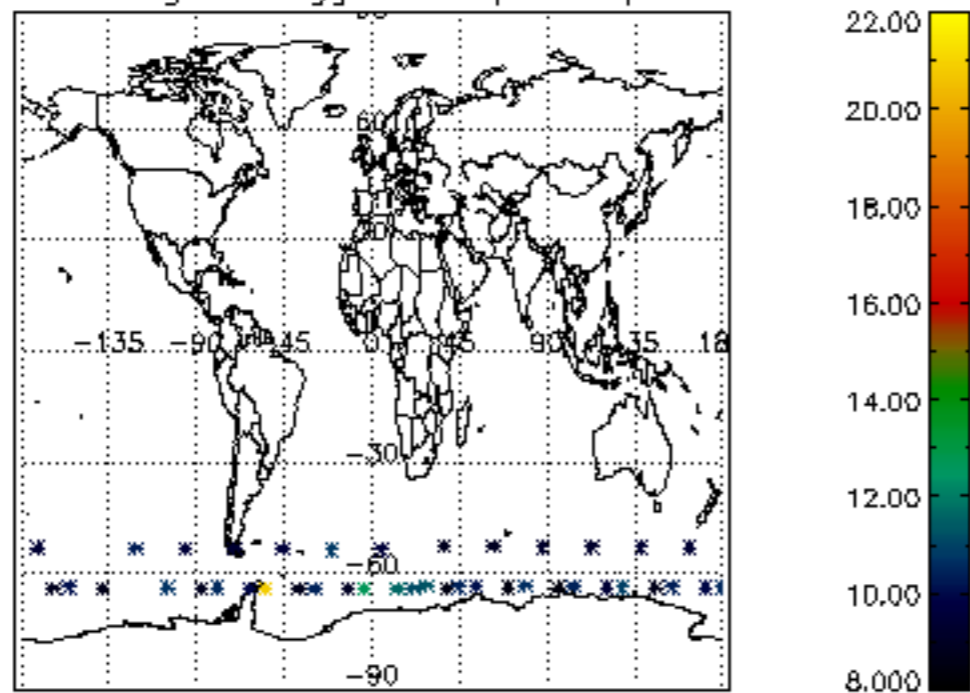
6. Auxiliary Data Files used for the production reported in section 2

The number reported in the third column indicates since which file (see list in section 2) the corresponding auxiliary file has been used. The fourth column is the date of those product files.

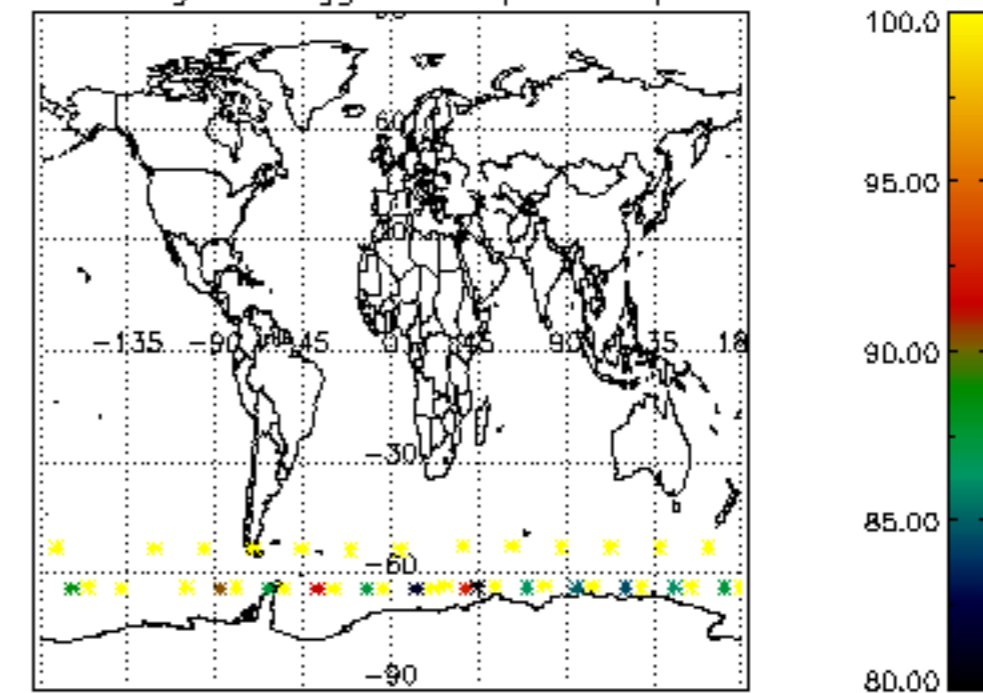
Type	Auxiliary Filename	Used since product	Used since product date
INST_PHYS_CHARACTERISTICS	GOM_INS_AXVIEC20091111_143220_20030716_120000_20500101_000000	1	24-APR-2009 00:00:08
LEVEL-2_PROC_CONFIG	GOM_PR2_AXVIEC20091111_152718_20020301_000000_20500101_000000	1	24-APR-2009 00:00:08
CROSS_SECTIONS_FILE	GOM_CRS_AXVIEC20091111_154832_20020301_000000_20500101_000000	1	24-APR-2009 00:00:08



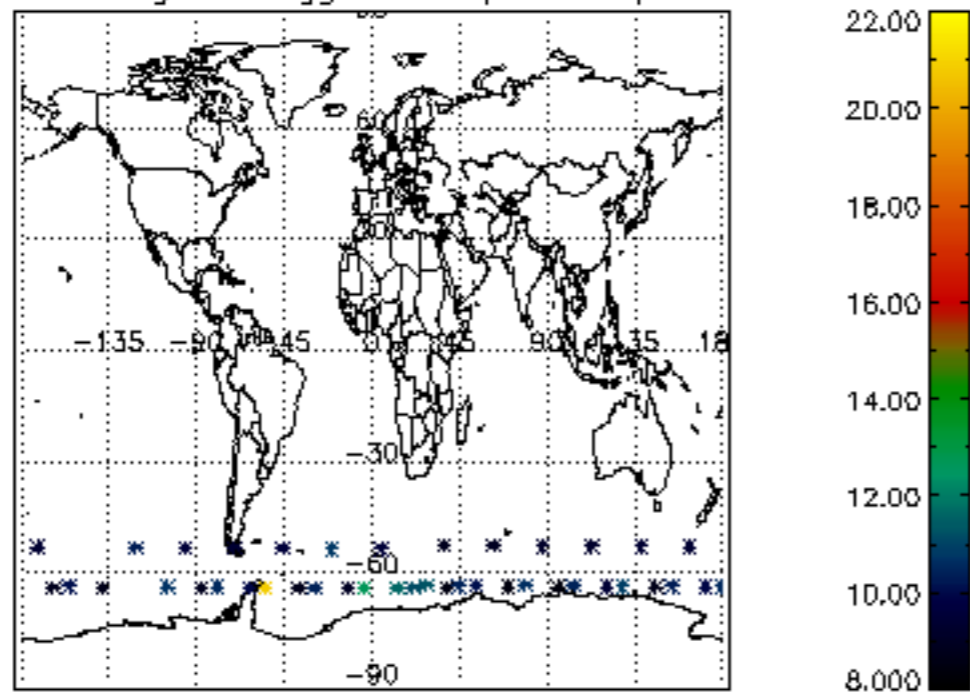
Percentage of flagged data per D3 profile



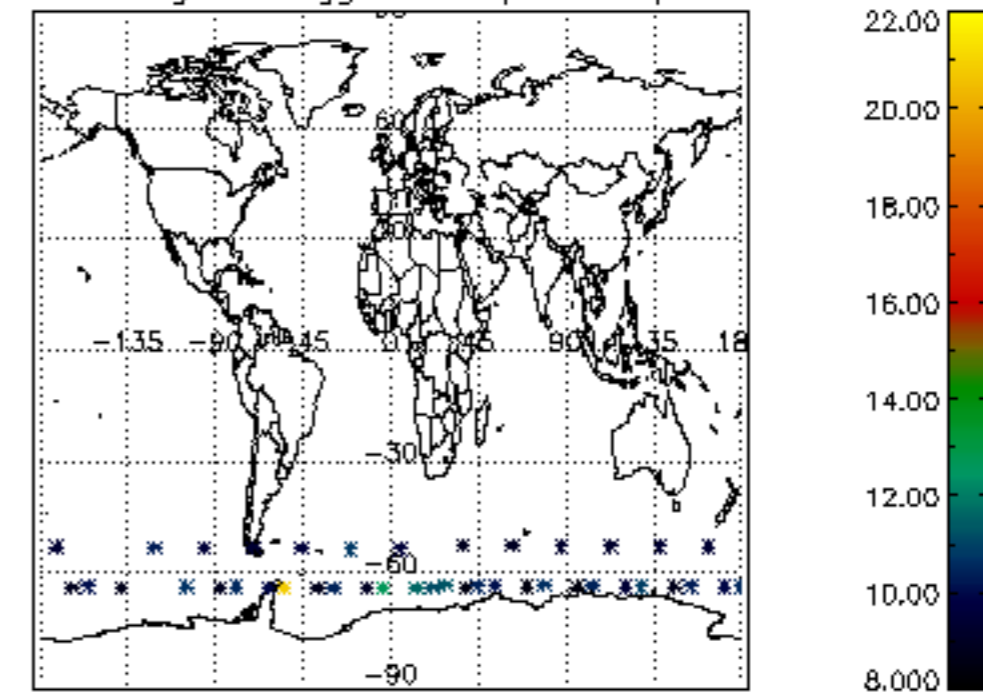
Percentage of flagged data per H2O profile

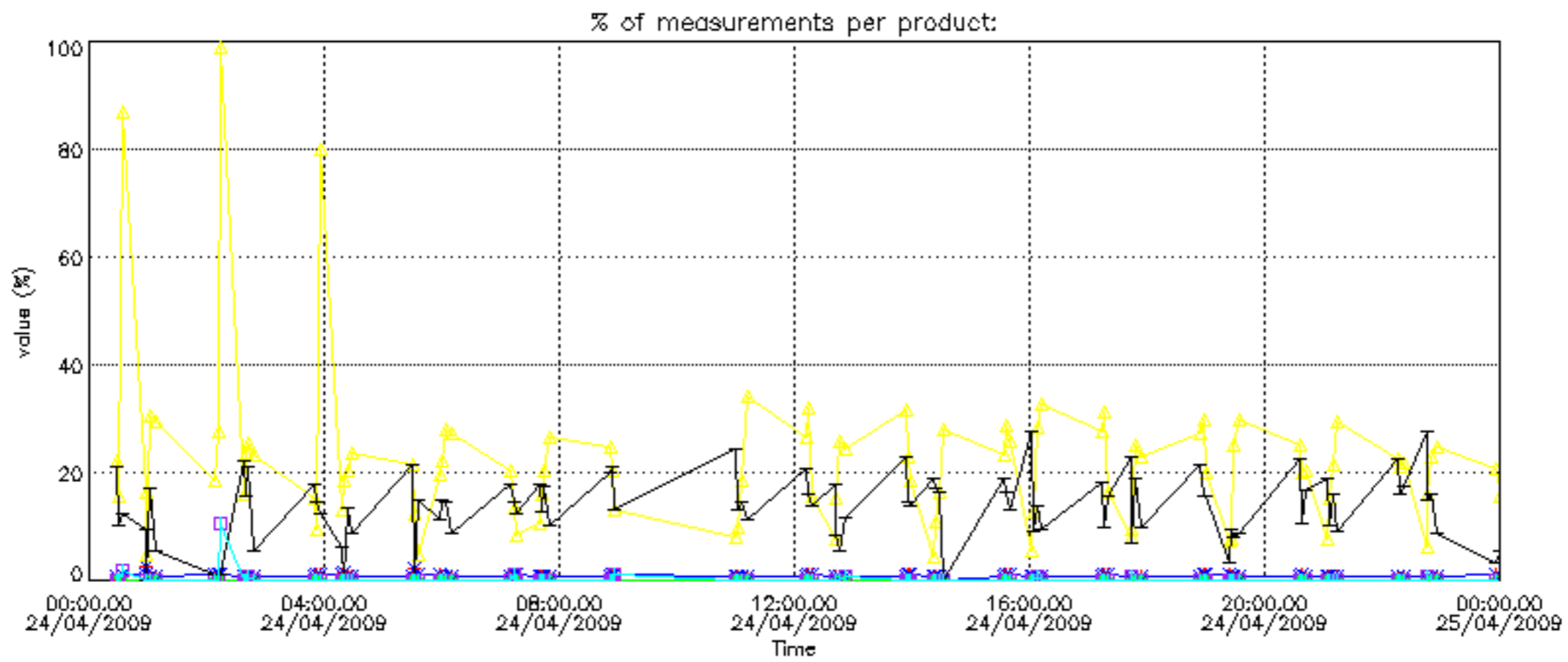


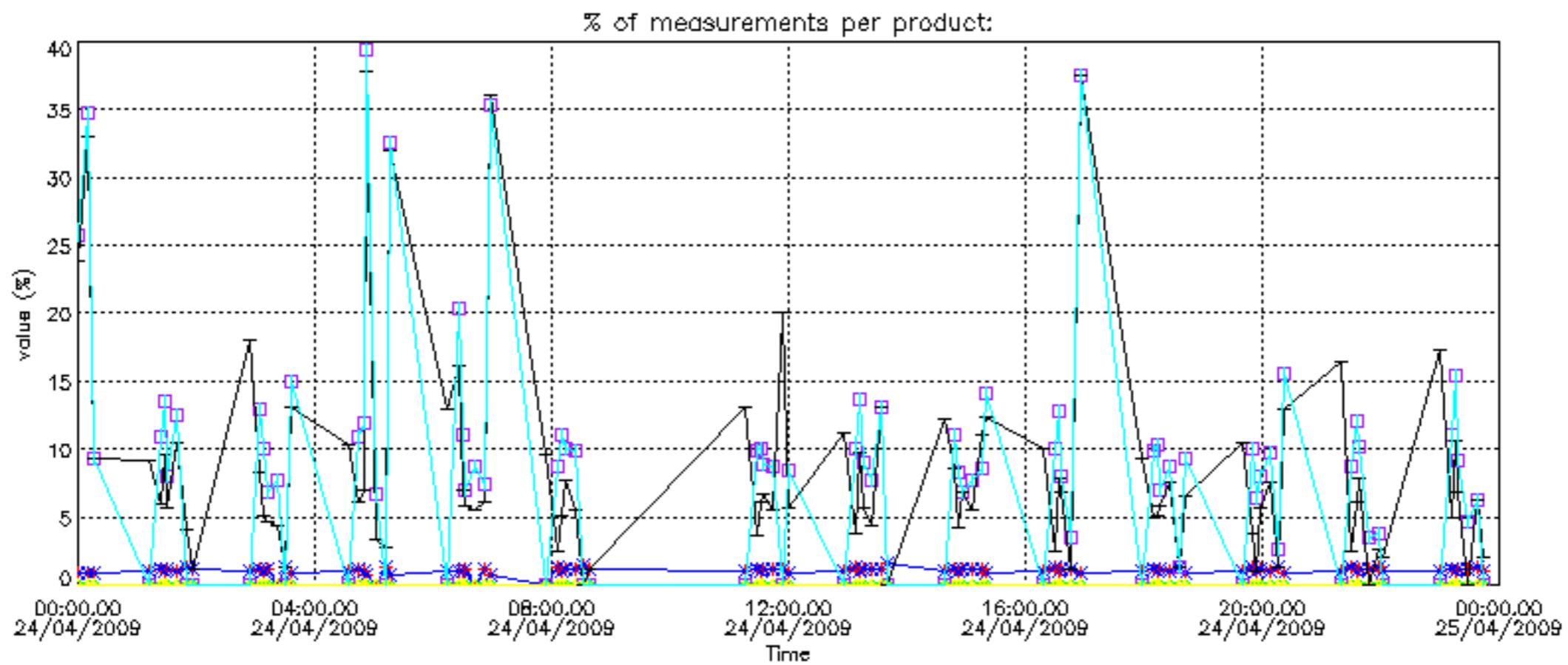
Percentage of flagged data per NO2 profile



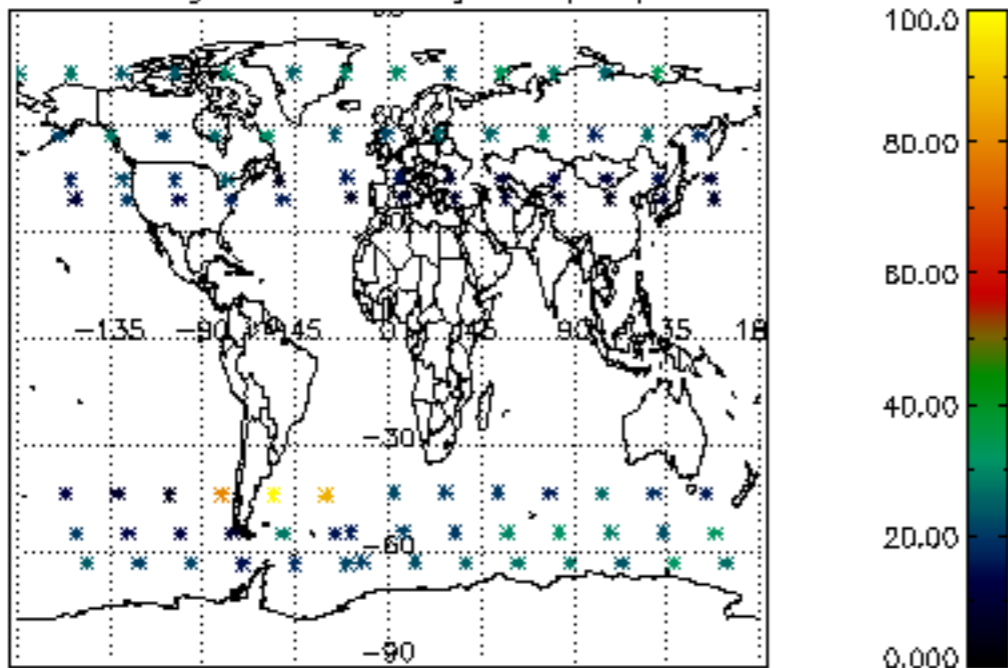
Percentage of flagged data per NO3 profile



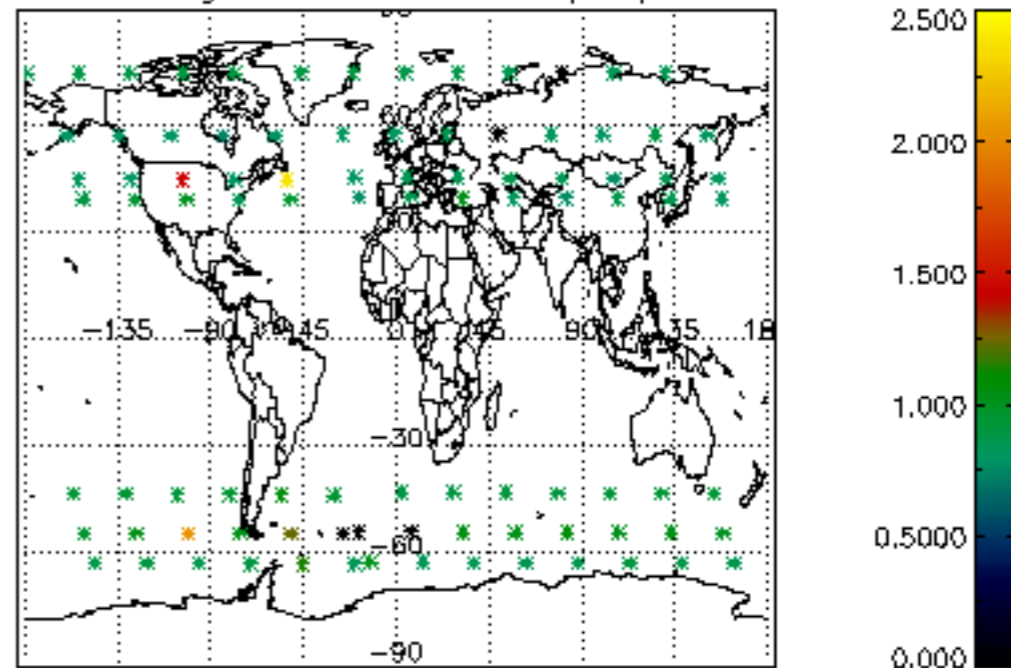




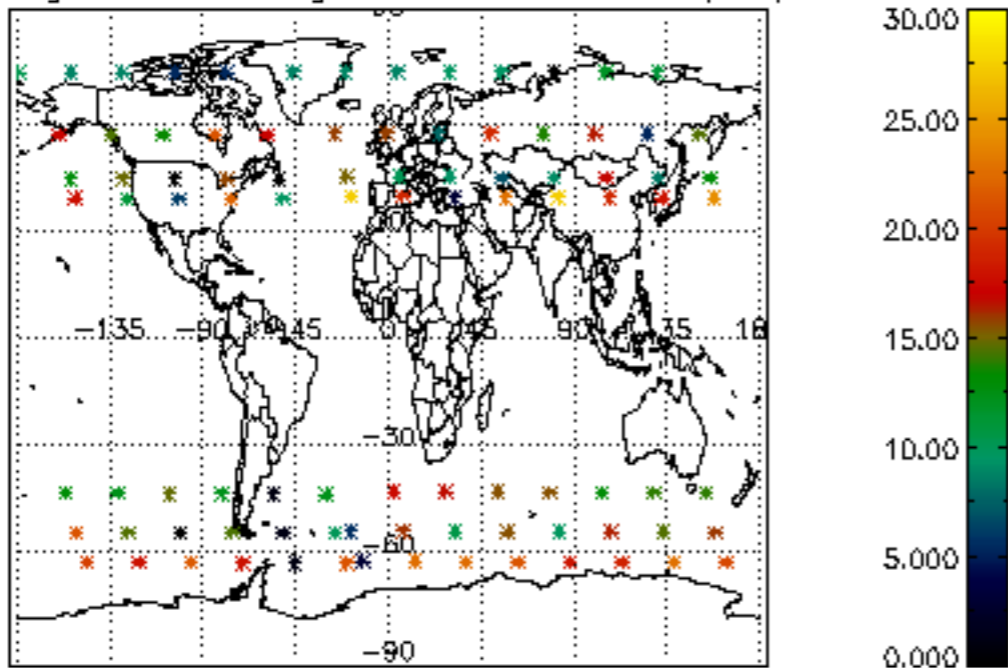
Percentage of cosmic ray hits per profile



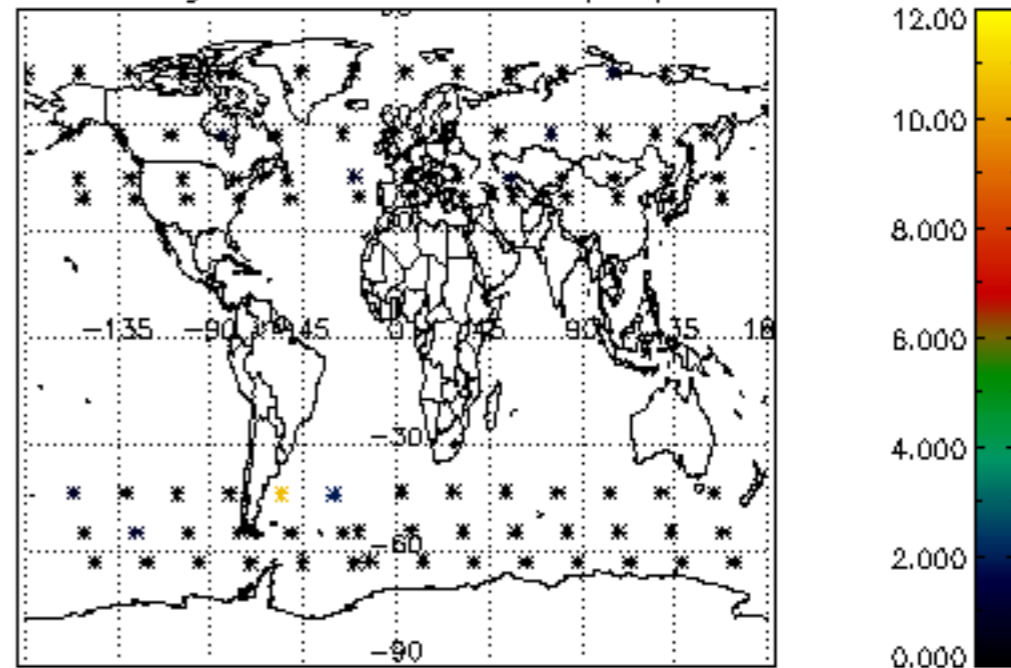
Percentage of datation errors per profile



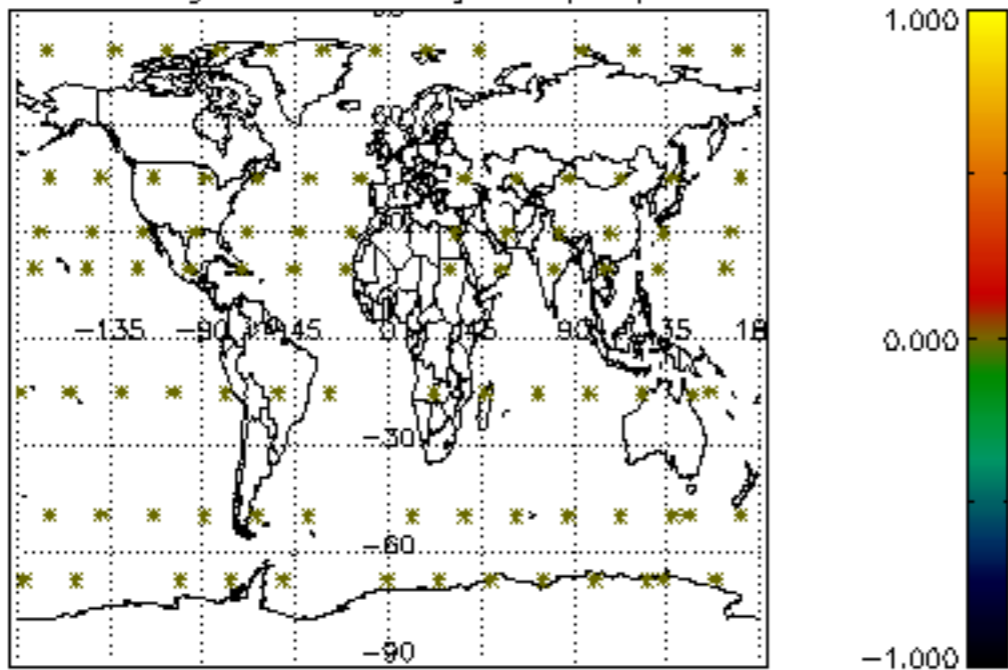
Percentage of star falling outside central band per profile



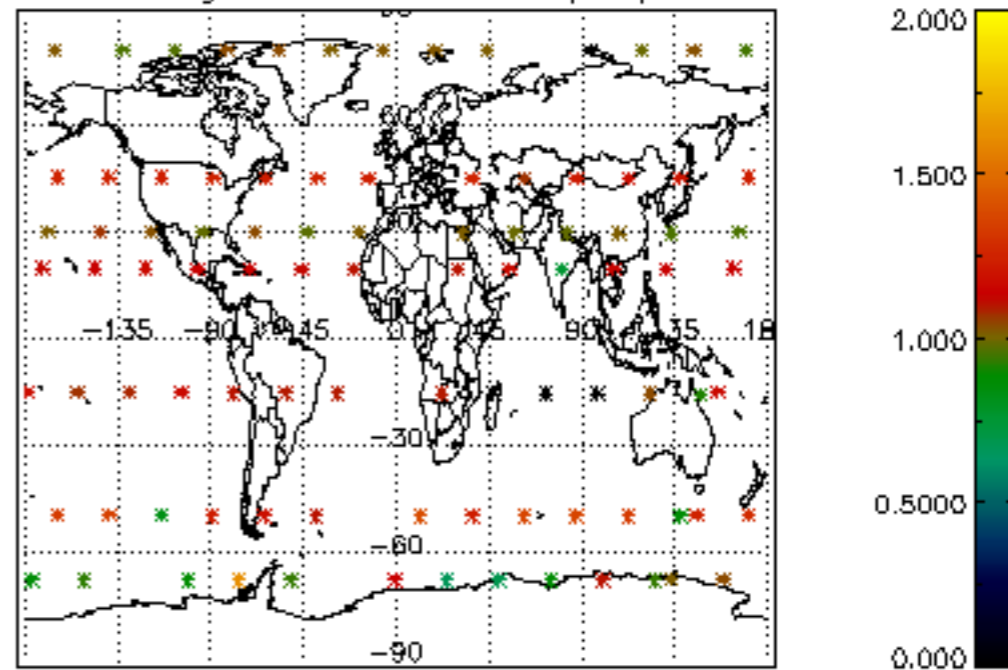
Percentage of saturation errors per profile



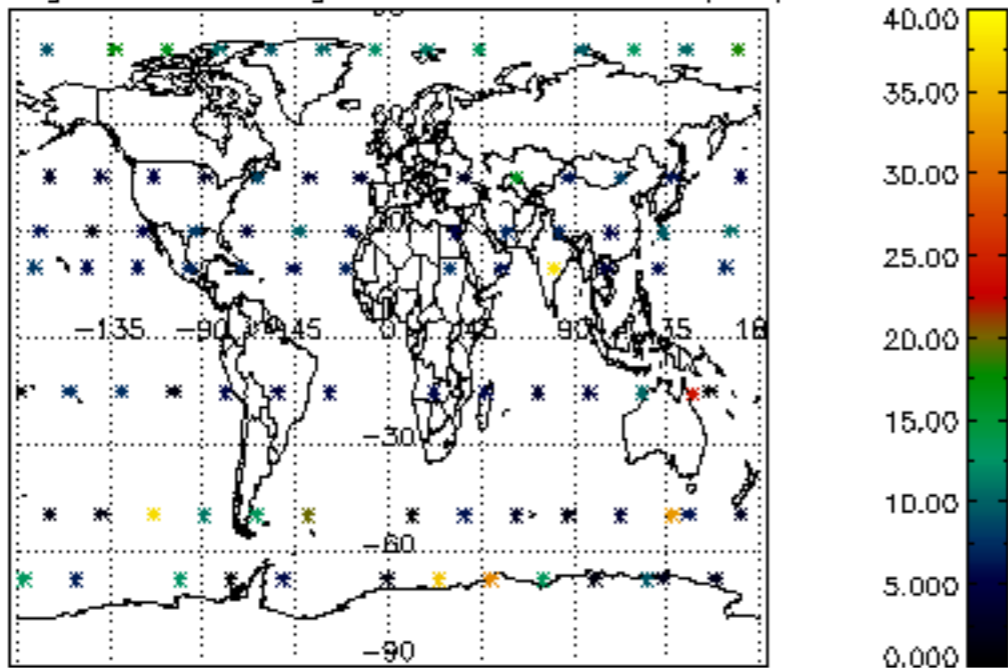
Percentage of cosmic ray hits per profile



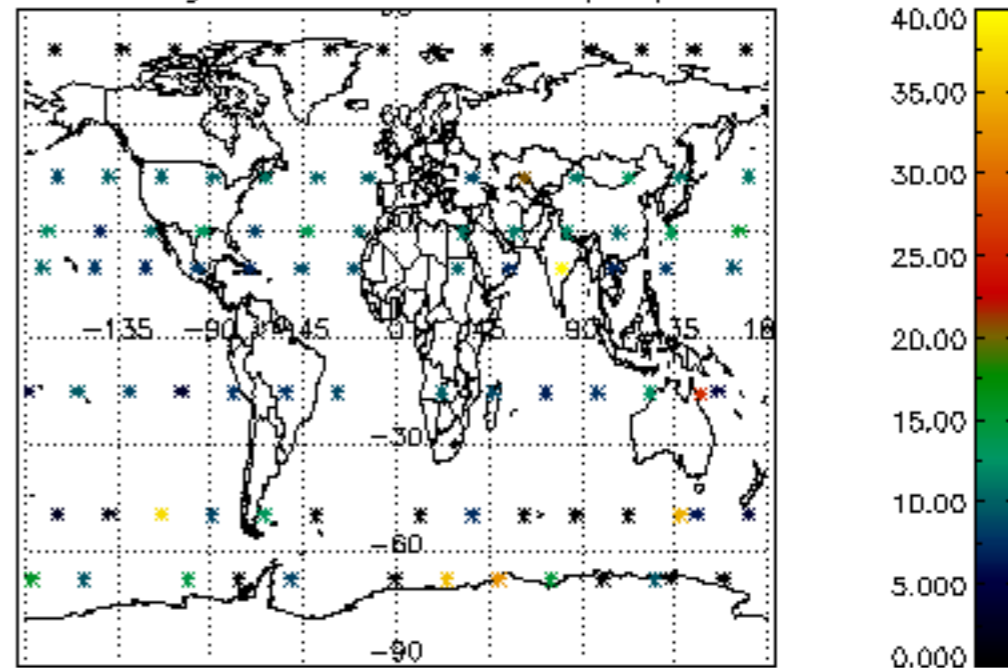
Percentage of datation errors per profile

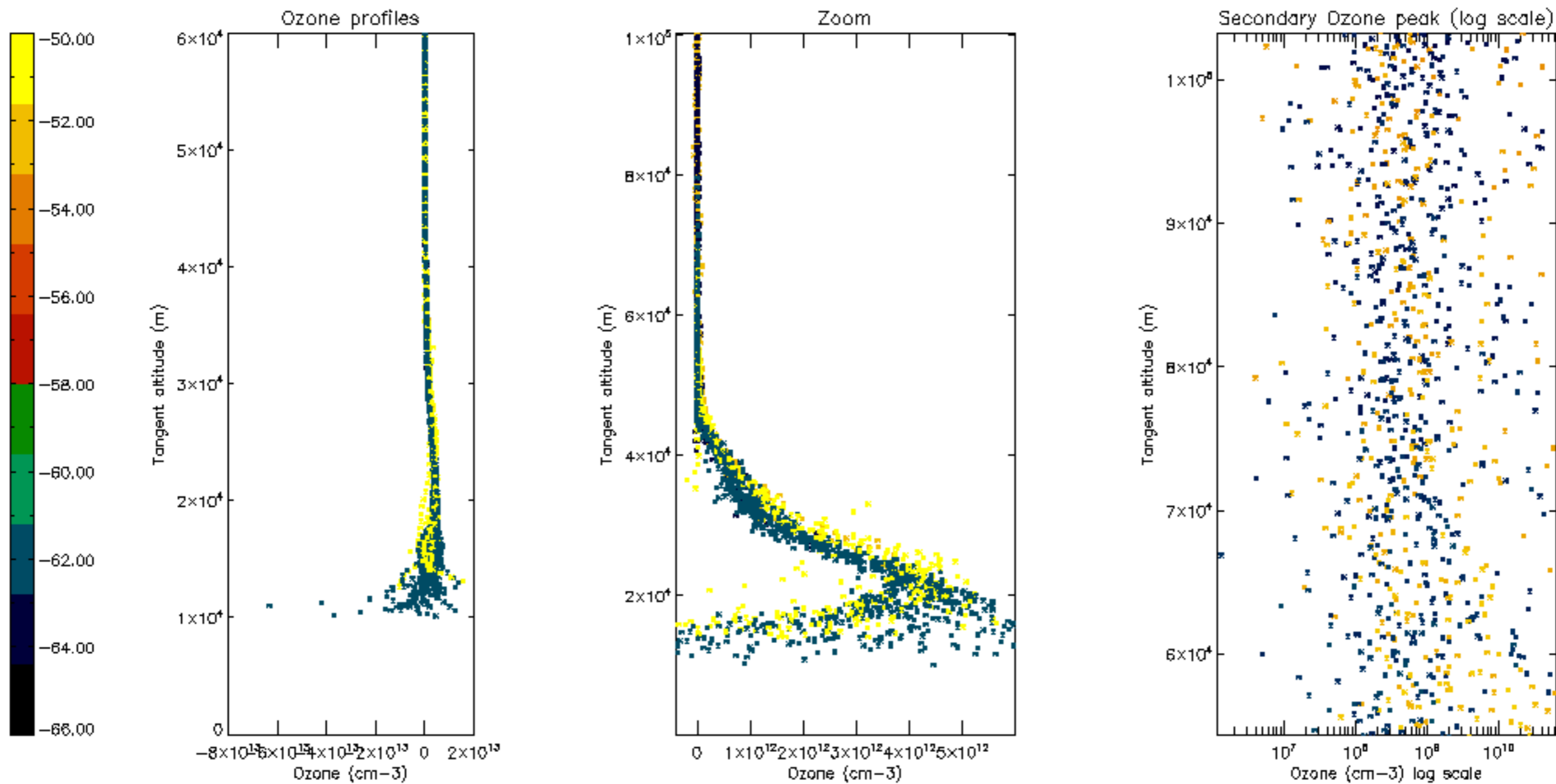


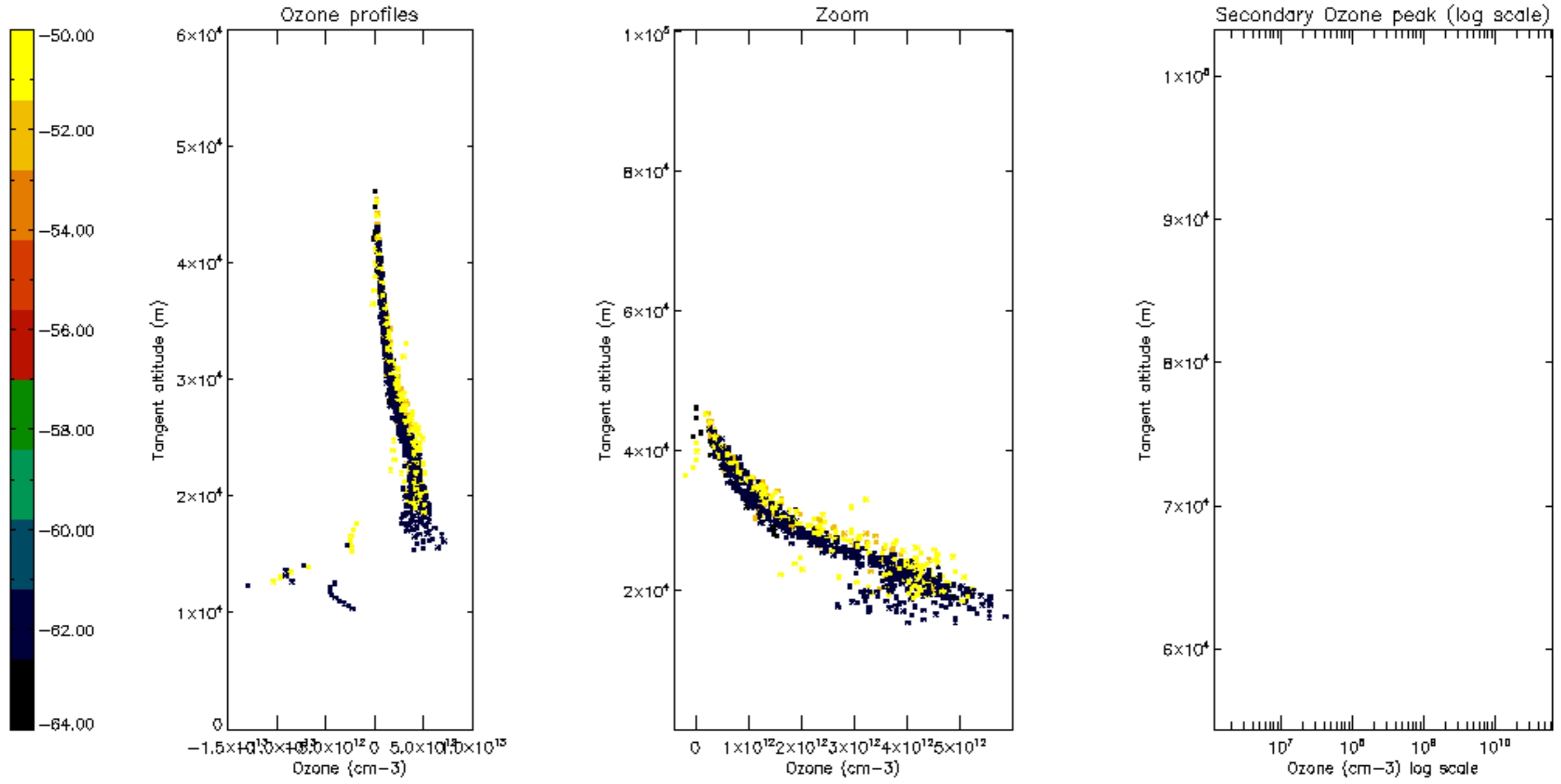
Percentage of star falling outside central band per profile

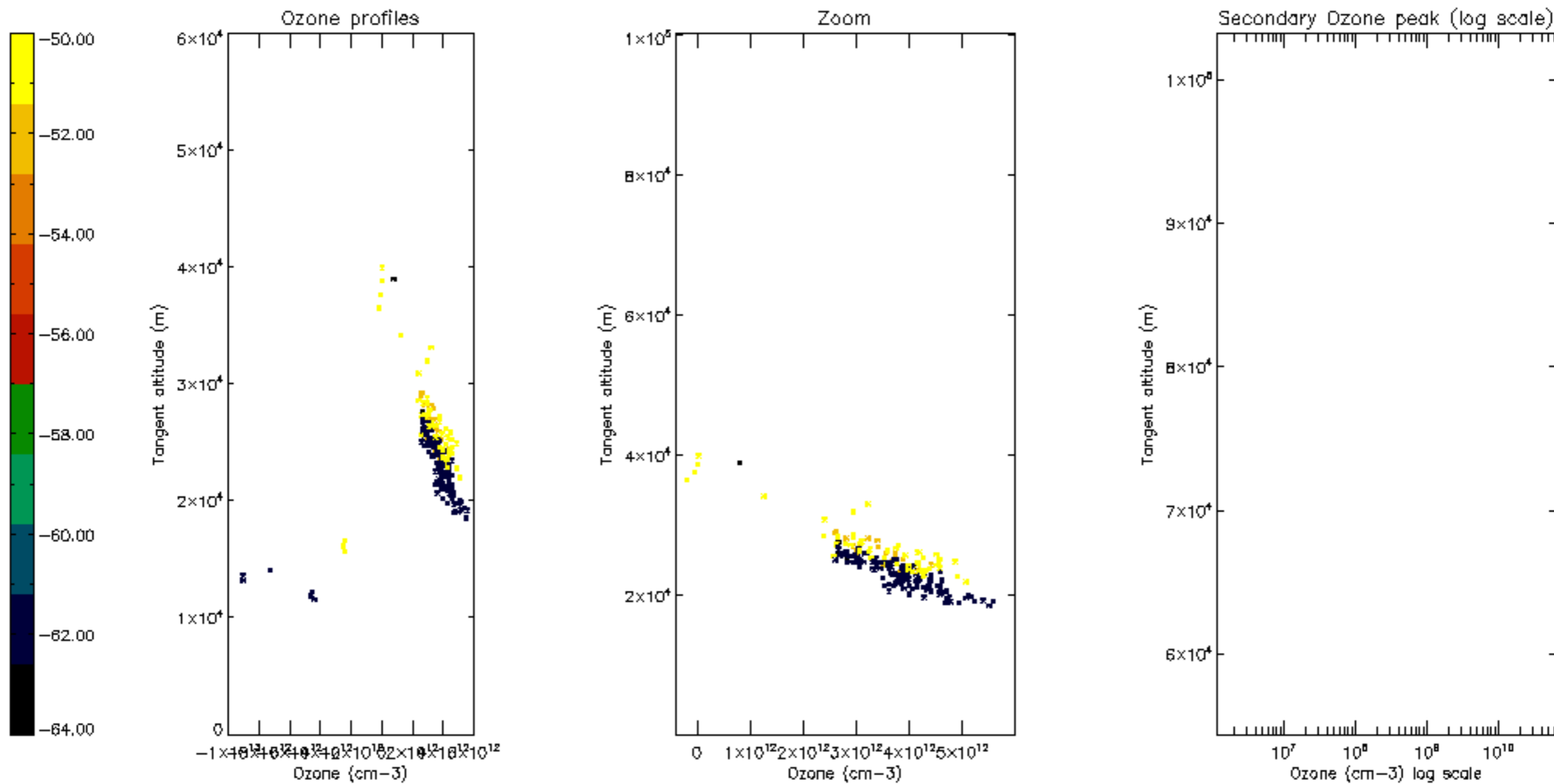


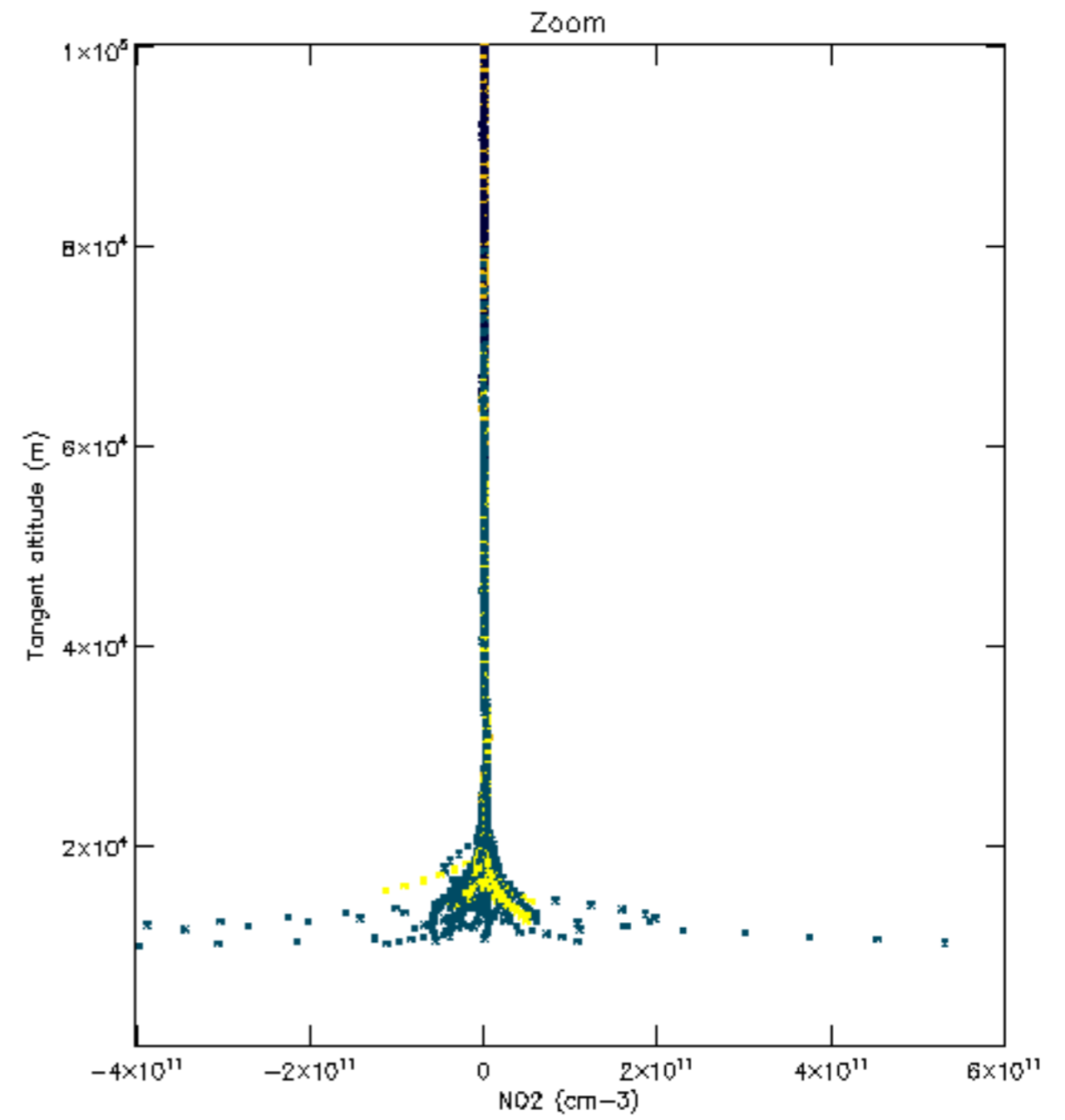
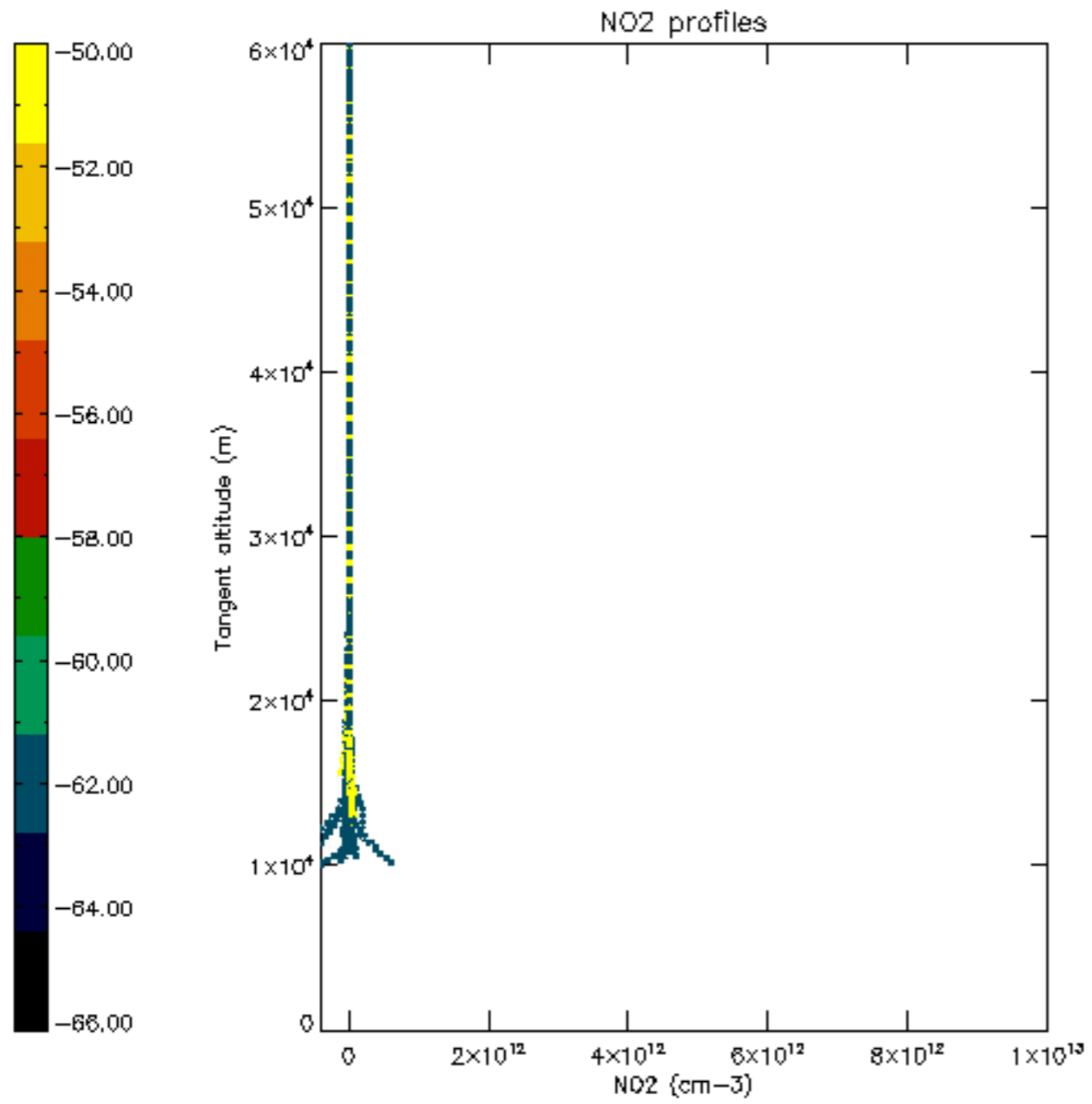
Percentage of saturation errors per profile

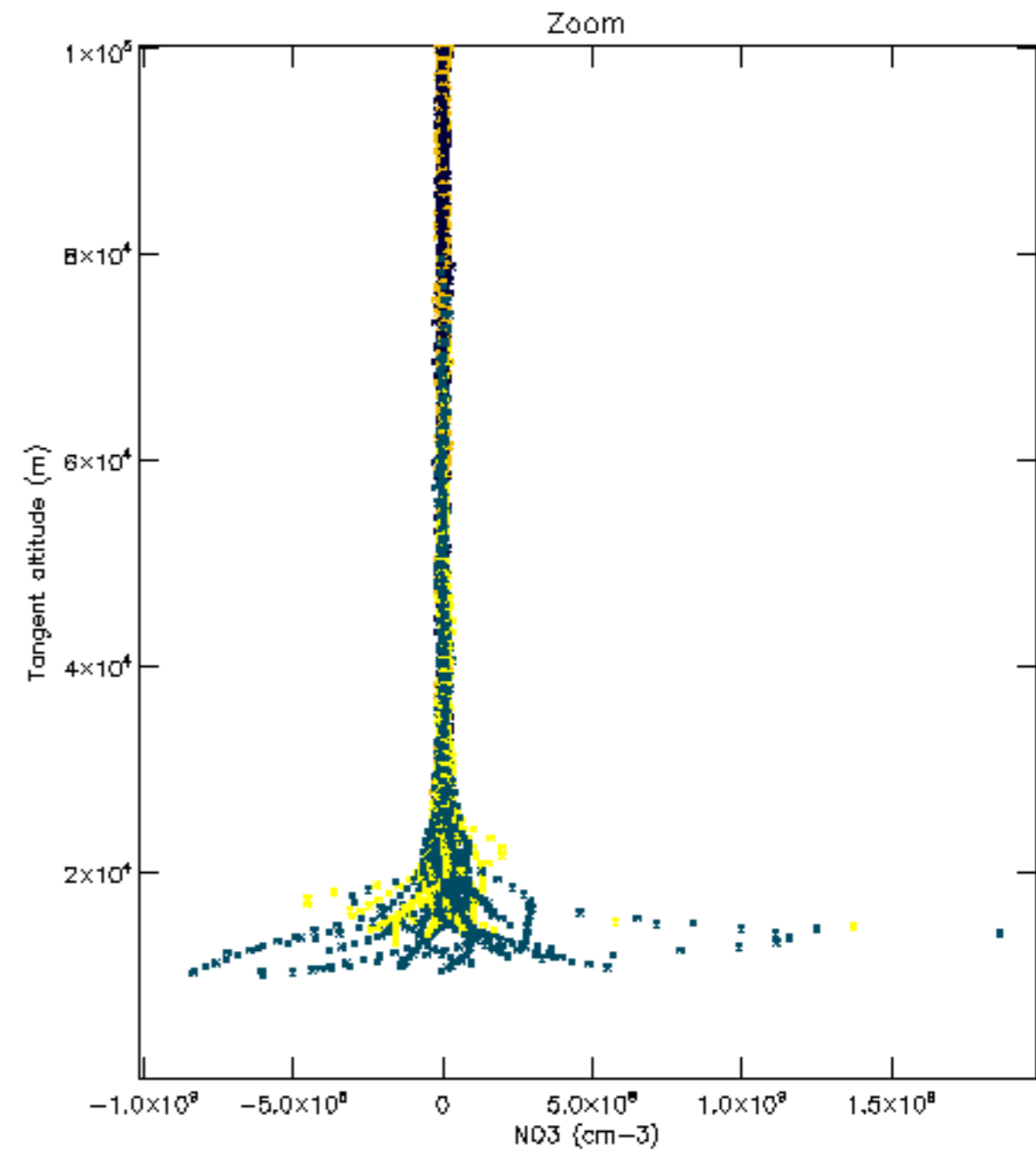
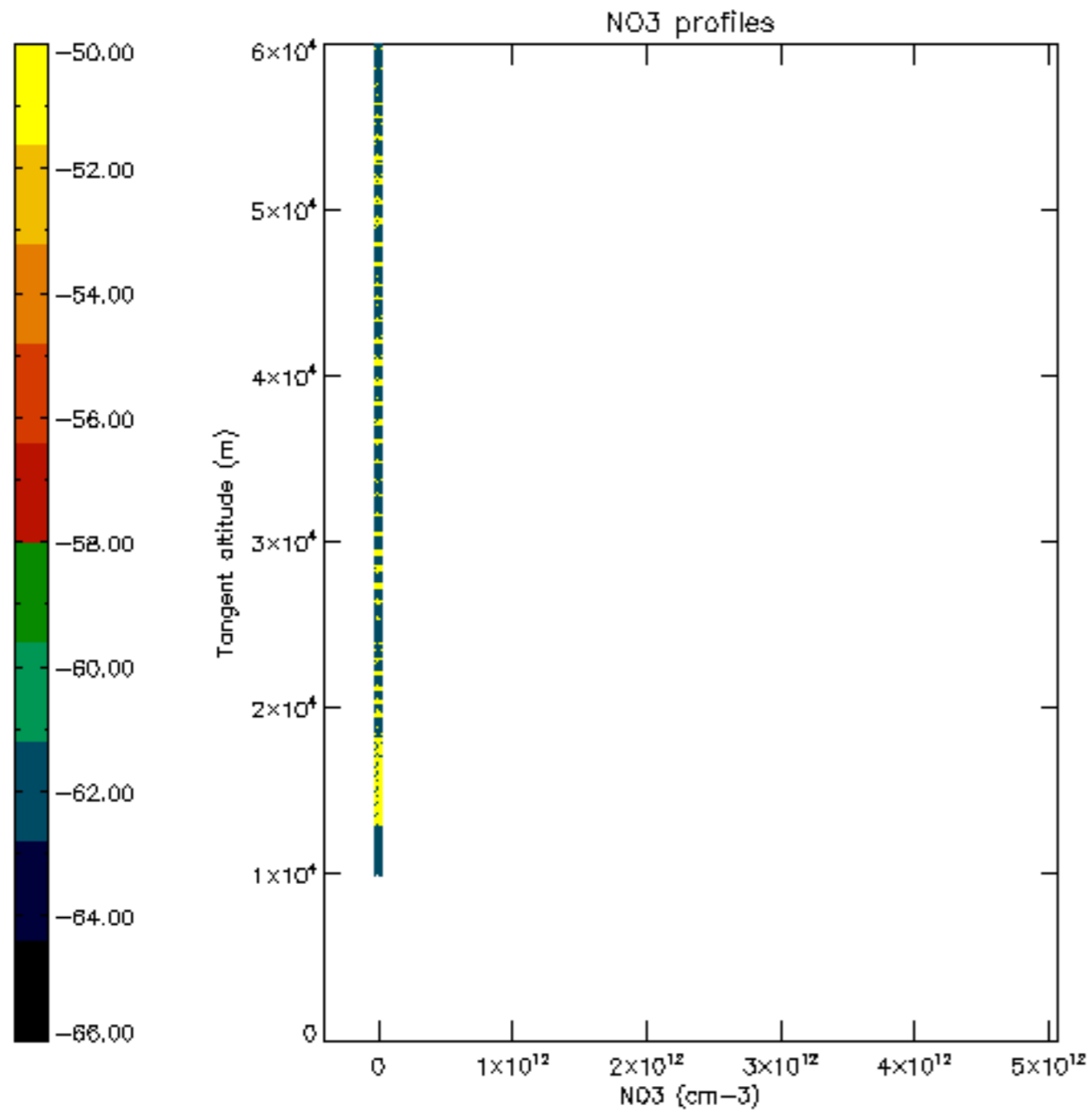


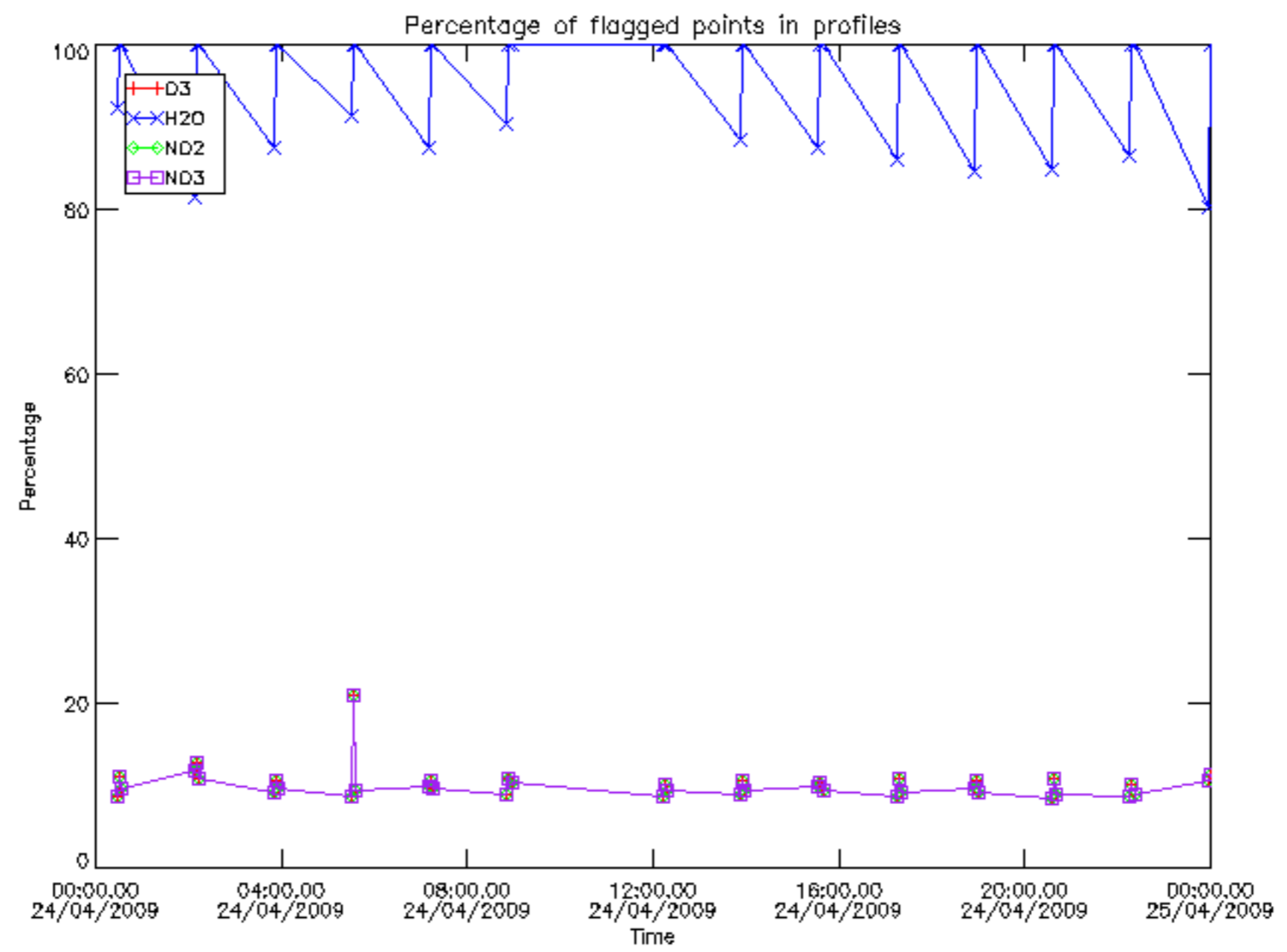




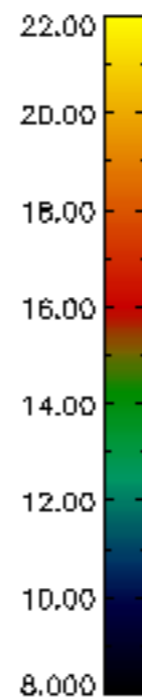
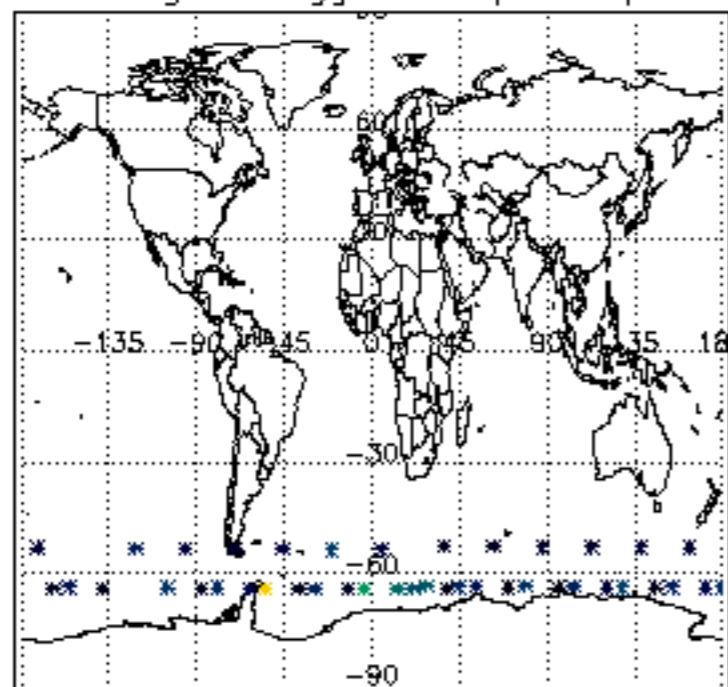




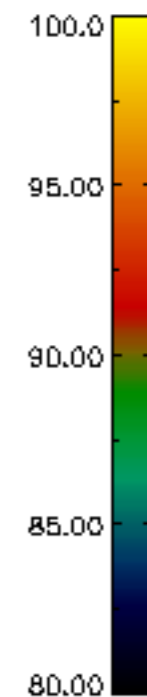
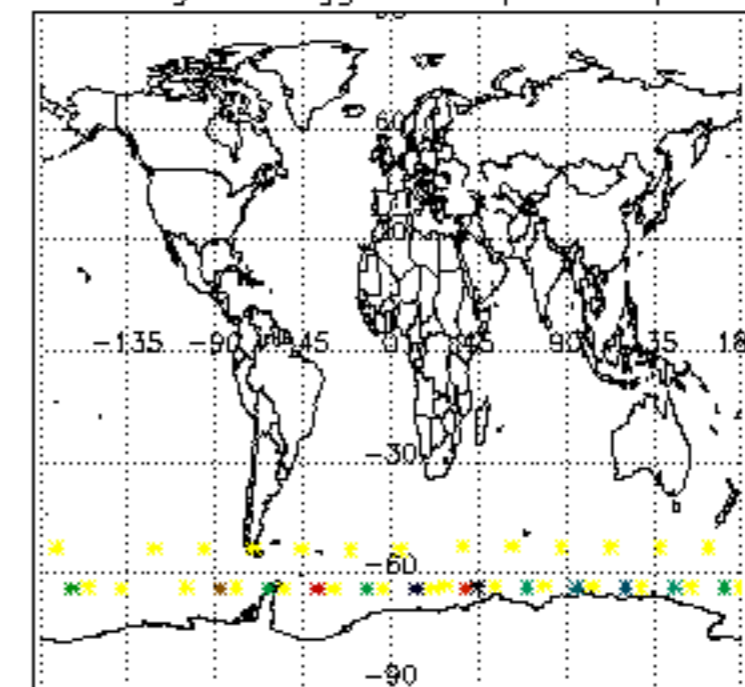




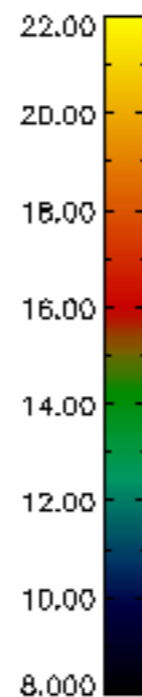
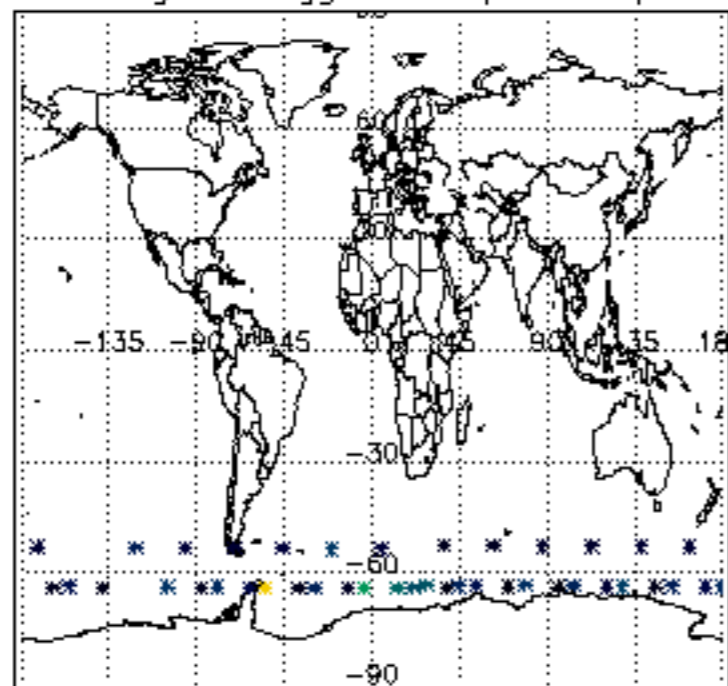
Percentage of flagged data per D3 profile



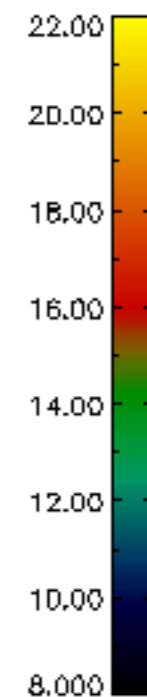
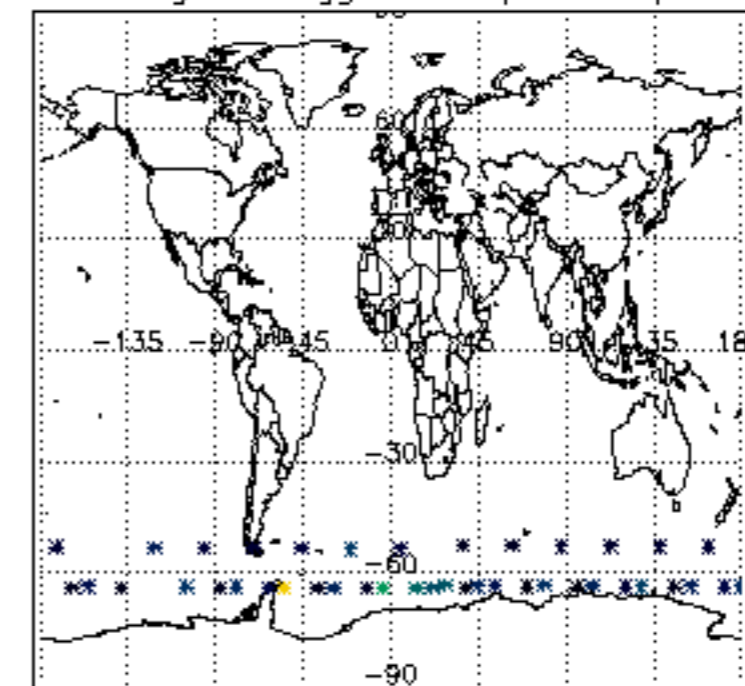
Percentage of flagged data per H2O profile

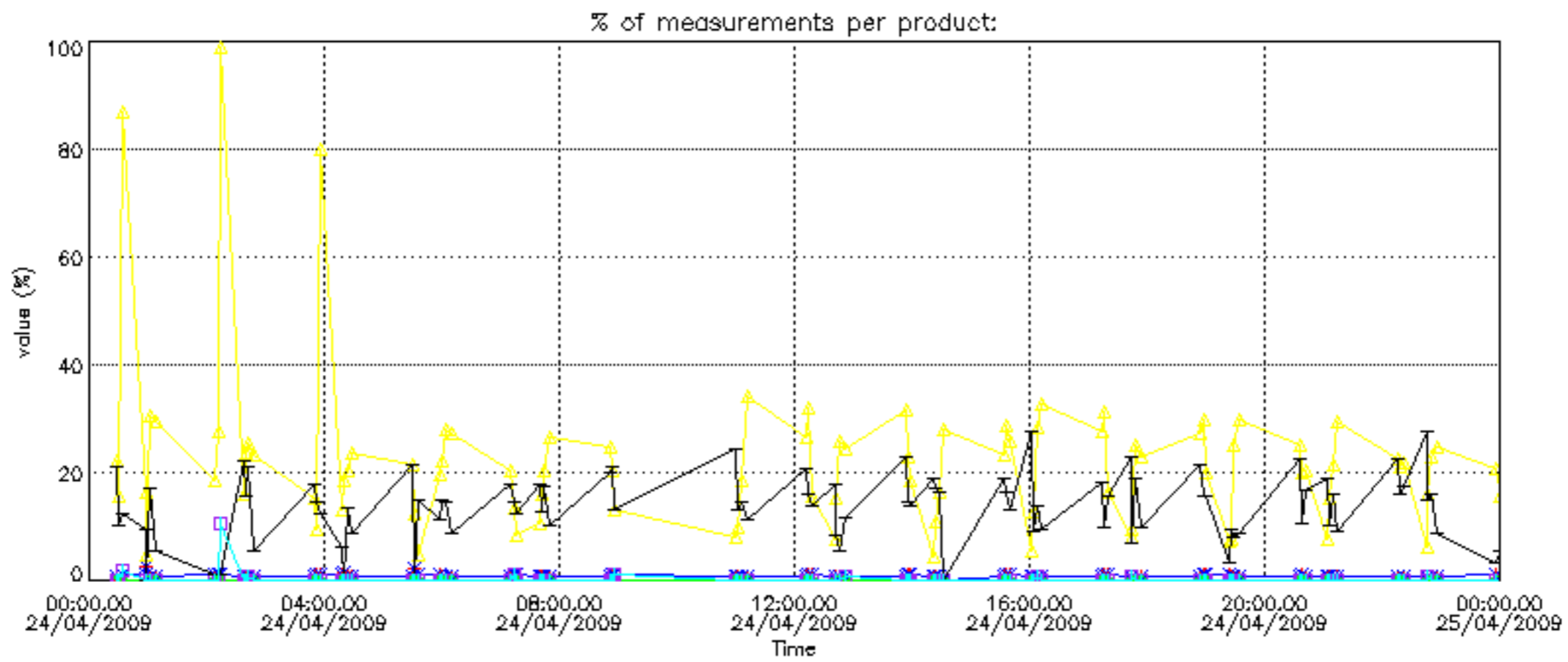


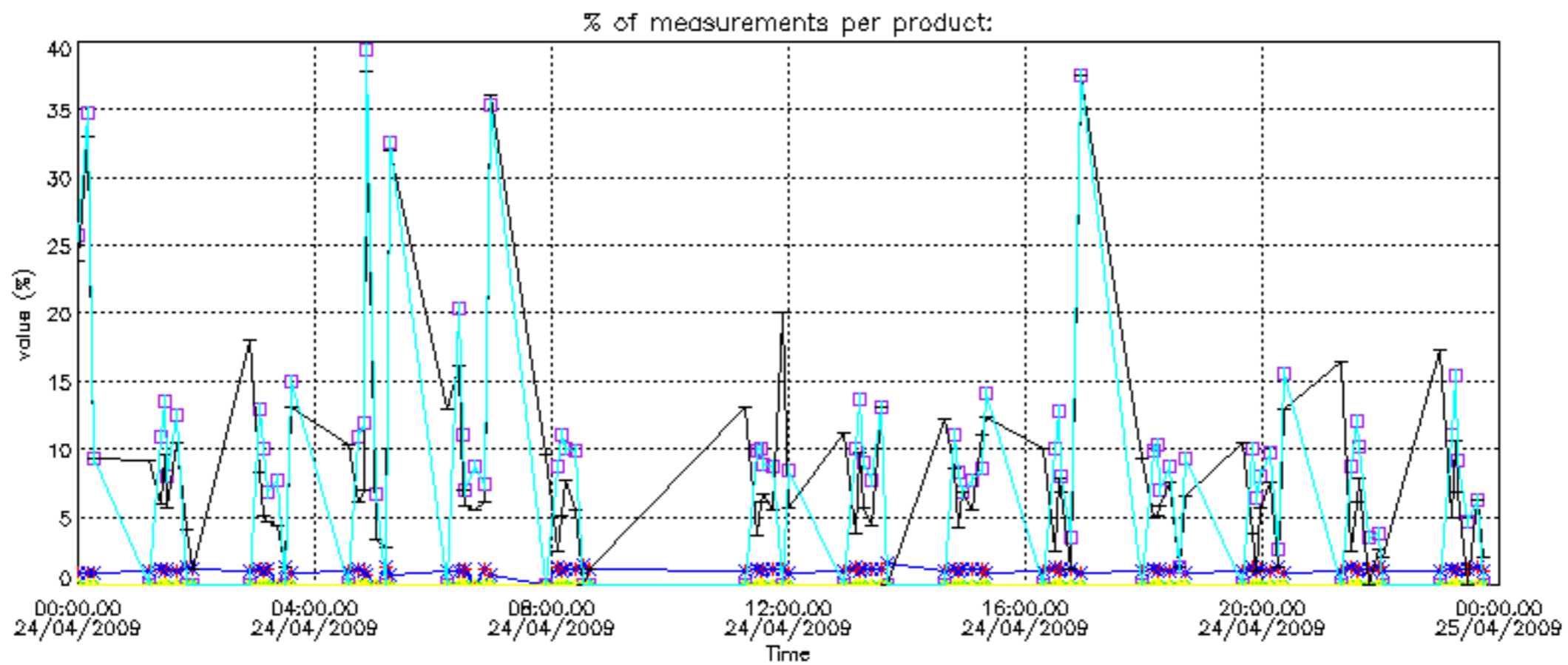
Percentage of flagged data per NO2 profile



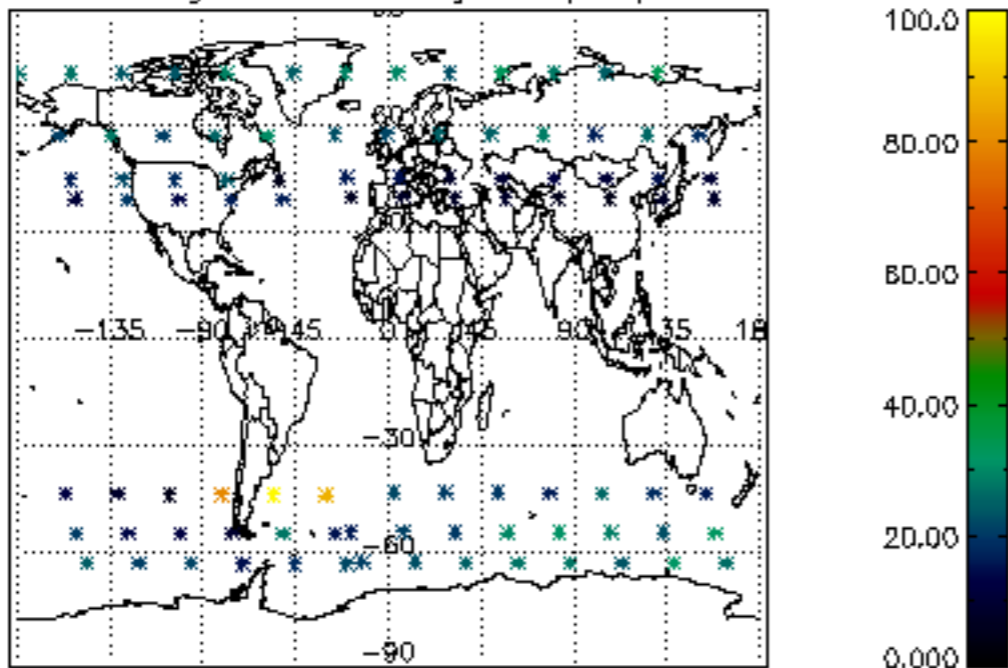
Percentage of flagged data per NO3 profile



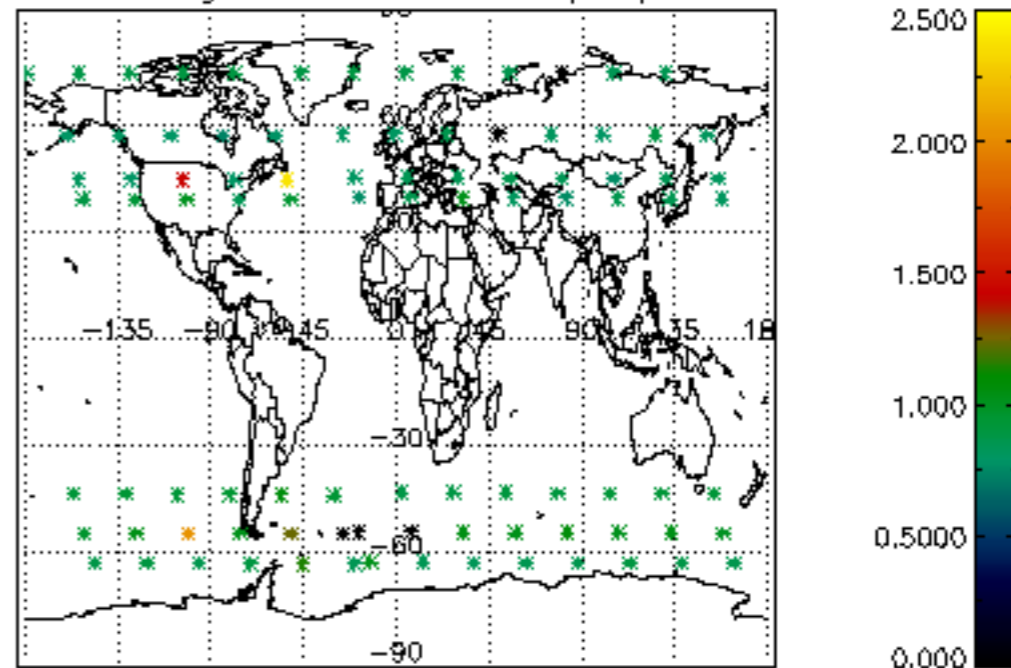




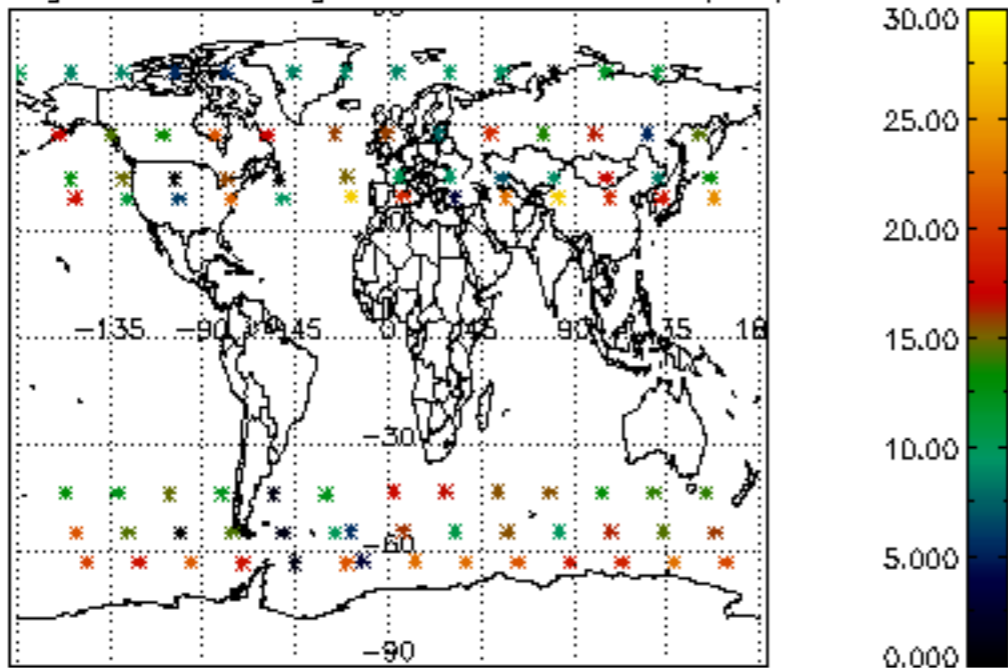
Percentage of cosmic ray hits per profile



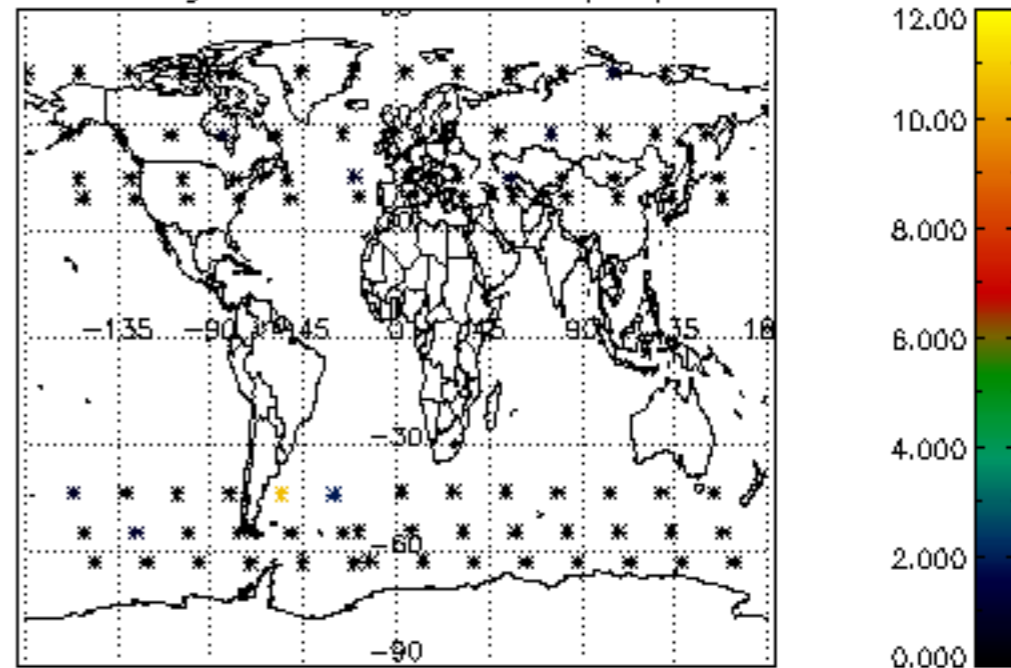
Percentage of datation errors per profile



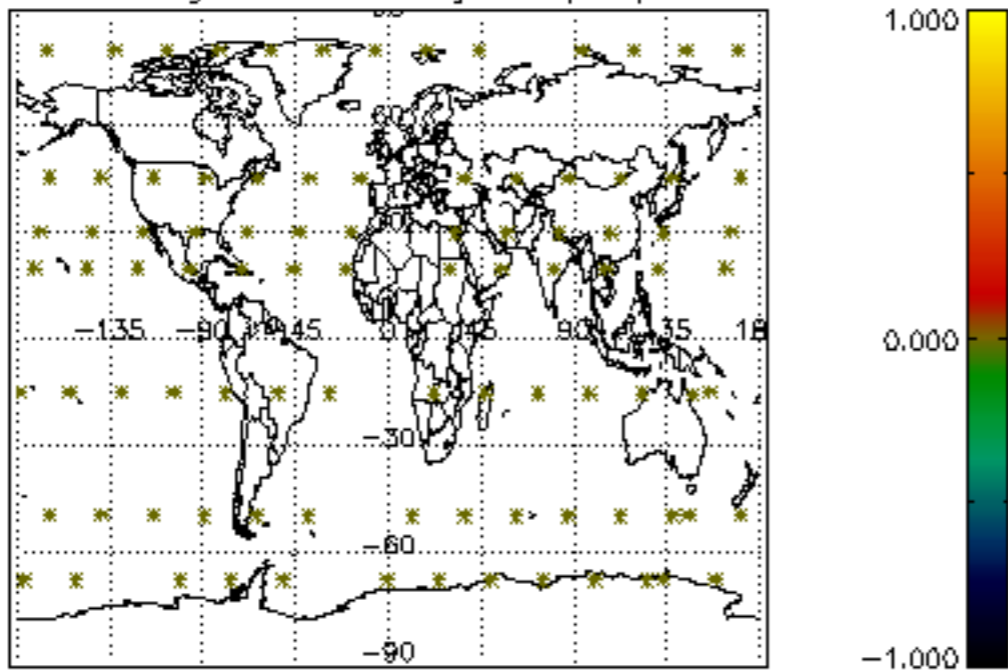
Percentage of star falling outside central band per profile



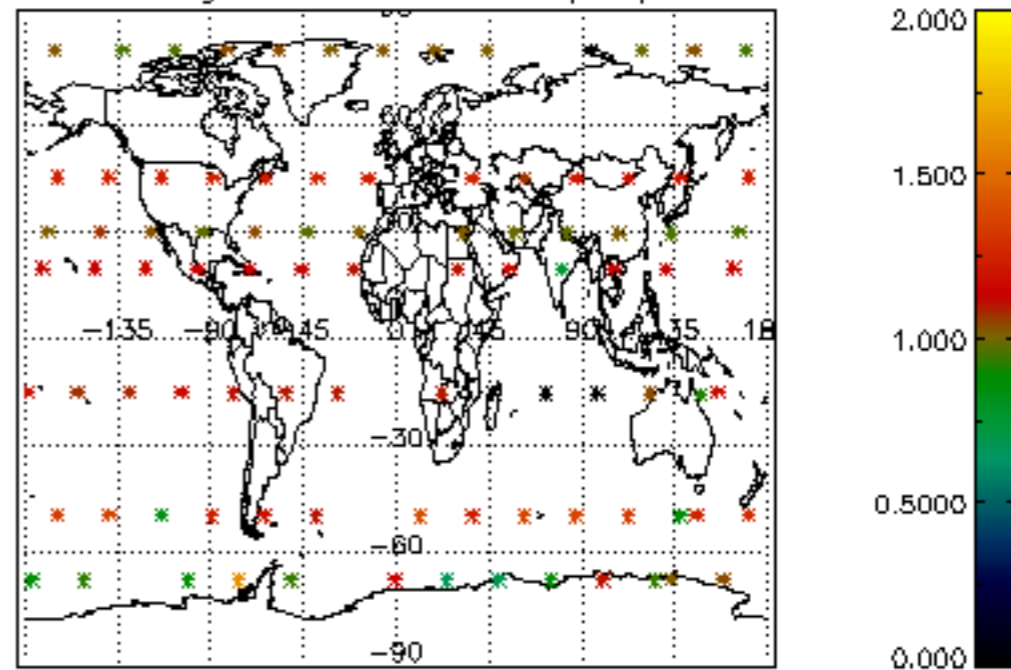
Percentage of saturation errors per profile



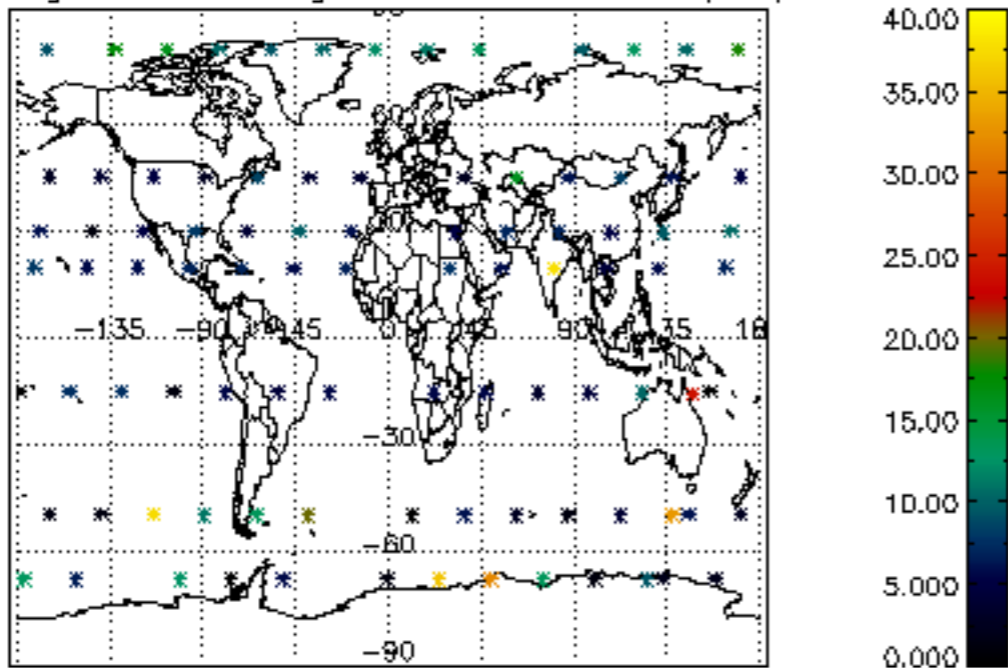
Percentage of cosmic ray hits per profile



Percentage of datation errors per profile



Percentage of star falling outside central band per profile



Percentage of saturation errors per profile

