

# GOMOS Level 2 Daily Report

## SUMMARY

### [1. General Info](#)

### [2. Summary of processed GOM\\_NL\\_2P products](#)

### [3. Level 2 Quality information per product](#)

#### [3.1 Plot of level 2 quality information per product \(time dependant\)](#)

#### [3.2 Plot of level 2 quality information per product \(world map\)](#)

### [4. Level 1 Quality information per product \(stored on level 2 products\)](#)

#### [4.1 Plot of level 1 quality information per product \(time dependant\)](#)

##### [4.1.1 Plot of level 1 quality information per product \(time dependant\): ASCENDING](#)

##### [4.1.2 Plot of level 1 quality information per product \(time dependant\): DESCENDING](#)

#### [4.2 Plot of level 1 quality information per product \(world map\)](#)

##### [4.2.1 Plot of level 1 quality information per product \(world map\): ASCENDING](#)

##### [4.2.2 Plot of level 1 quality information per product \(world map\): DESCENDING](#)

### [5. Ozone profiles based on quality statistics and other trace gas profiles](#)

#### [5.1 Ozone statistics based on quality of products](#)

#### [5.2 Plot ozone profiles for all STD \(dark without errors\)](#)

#### [5.3 Plot ozone profiles where STD < 20% \(dark without errors\)](#)

#### [5.4. Plot ozone profiles where STD < 10% \(dark without errors\)](#)

#### [5.5. Plot ozone profiles where STD < 5% \(dark without errors\)](#)

#### [5.6 Plot NO2 profiles for all STD \(dark without errors\)](#)

#### [5.7 Plot NO3 profiles for all STD \(dark without errors\)](#)

#### [5.8 Plot H2O profiles \(only for occultations of stars 1,2,3,4,13,14,16,26,63 dark without errors\) for all STD](#)

### [6. Auxiliary Data Files used for the production reported in section 2](#)

This report presents the daily analysis on parameters extracted from GOMOS level 2 data (GOM\_NL\_\_2P). It is intended to monitor some important parameters that will impact the quality of these products. A list of level 2 products (and content) that have arrived during the reporting day to the PCF is also given.

Item	Value
Time of report generation	26APR2013 08:59:23
Data source version	GOMOS/6.01
Start time of products	23-04-2009 (23APR2009 00:00:00)
Stop time of products	24-04-2009 (24APR2009 00:00:00)
Store outputs in DB	Yes
Nb of level 2 prods	199
Nb of prods with errors	0

## 2. Summary of processed GOM\_NL\_\_2P products.

Nr	Filename	UTC Start time	Limb	Duration	Star Id	Star Name	Star Mag	Star Temp	Nb Meas	Orbit	Prod. error
1	GOM_NL__2PRFIN20090423_000328_000000502078_00231_37359_9533.N1	23-APR-2009 00:03:28	Bright	50.000	122	9Alp2Lib	2.7470	9700.0	100	37359	No
2	GOM_NL__2PRFIN20090423_001451_000000412078_00231_37359_9534.N1	23-APR-2009 00:14:51	Bright	41.000	111	8Eta Boo	2.6800	6000.0	82	37359	No
3	GOM_NL__2PRFIN20090423_001920_000000552078_00231_37359_9535.N1	23-APR-2009 00:19:20	Bright	54.500	83		2.3780	11000.	109	37359	No
4	GOM_NL__2PRFIN20090423_002210_000000442078_00231_37359_9536.N1	23-APR-2009 00:22:10	Bright	44.000	180	27Gam Boo	3.0400	8000.0	88	37359	No
5	GOM_NL__2PRFIN20090423_003154_000000452078_00231_37359_9537.N1	23-APR-2009 00:31:54	Bright	45.000	119	14Eta Dra	2.7270	4700.0	90	37359	No
6	GOM_NL__2PRFIN20090423_004128_000000402078_00231_37359_9538.N1	23-APR-2009 00:41:28	Bright	40.000	89	5Alp Cep	2.4510	8000.0	80	37359	No
7	GOM_NL__2PRFIN20090423_004644_000000532078_00231_37359_9539.N1	23-APR-2009 00:46:44	Bright	52.500	19	50Alp Cyg	1.2460	10500.	105	37359	No
8	GOM_NL__2PRFIN20090423_005943_000000582078_00231_37359_9540.N1	23-APR-2009 00:59:43	Dark	57.500	61	8Eps Peg	2.1000	3900.0	115	37359	No
9	GOM_NL__2PRFIN20090423_010515_000000532078_00231_37359_9541.N1	23-APR-2009 01:05:15	Dark	52.500	154	22Bet Aqr	2.8990	5700.0	105	37359	No
10	GOM_NL__2PRFIN20090423_012827_000000632078_00232_37360_9546.N1	23-APR-2009 01:28:27	Straylight	62.500	40	The Sco	1.8590	7100.0	125	37360	No
11	GOM_NL__2PRFIN20090423_012959_000000662078_00232_37360_9547.N1	23-APR-2009 01:29:59	Straylight	65.500	25	35Lam Sco	1.6200	28000.	131	37360	No
12	GOM_NL__2PRFIN20090423_013334_000000672078_00232_37360_9548.N1	23-APR-2009 01:33:34	Straylight	67.000	75	26Eps Sco	2.2910	4250.0	134	37360	No
13	GOM_NL__2PRFIN20090423_013858_000000282078_00232_37360_9549.N1	23-APR-2009 01:38:58	Twilight_stray	28.000	158	6Pi Sco	2.9060	28000.	56	37360	No
14	GOM_NL__2PRFIN20090423_014405_000000502078_00232_37360_9550.N1	23-APR-2009 01:44:05	Bright	49.500	122	9Alp2Lib	2.7470	9700.0	99	37360	No
15	GOM_NL__2PRFIN20090423_015527_000000412078_00232_37360_9551.N1	23-APR-2009 01:55:27	Bright	41.000	111	8Eta Boo	2.6800	6000.0	82	37360	No
16	GOM_NL__2PRFIN20090423_015955_000000502078_00232_37360_9552.N1	23-APR-2009 01:59:55	Bright	50.000	83		2.3780	11000.	100	37360	No
17	GOM_NL__2PRFIN20090423_020245_000000452078_00232_37360_9553.N1	23-APR-2009 02:02:45	Bright	44.500	180	27Gam Boo	3.0400	8000.0	89	37360	No
18	GOM_NL__2PRFIN20090423_021230_000000452078_00232_37360_9554.N1	23-APR-2009 02:12:30	Bright	45.000	119	14Eta Dra	2.7270	4700.0	90	37360	No
19	GOM_NL__2PRFIN20090423_022204_000000382078_00232_37360_9555.N1	23-APR-2009 02:22:04	Bright	37.500	89	5Alp Cep	2.4510	8000.0	75	37360	No
20	GOM_NL__2PRFIN20090423_022720_000000552078_00232_37360_9556.N1	23-APR-2009 02:27:20	Bright	54.500	19	50Alp Cyg	1.2460	10500.	109	37360	No
21	GOM_NL__2PRFIN20090423_024020_000000562078_00232_37360_9557.N1	23-APR-2009 02:40:20	Dark	56.000	61	8Eps Peg	2.1000	3900.0	112	37360	No
22	GOM_NL__2PRFIN20090423_024248_000000492078_00232_37360_9558.N1	23-APR-2009 02:42:48	Dark	49.000	162	34Alp Aqr	2.9440	5350.0	98	37360	No
23	GOM_NL__2PRFIN20090423_024551_000000532078_00232_37360_9559.N1	23-APR-2009 02:45:51	Dark	52.500	154	22Bet Aqr	2.8990	5700.0	105	37360	No
24	GOM_NL__2PRFIN20090423_030903_000000662078_00233_37361_9560.N1	23-APR-2009 03:09:03	Straylight	66.000	40	The Sco	1.8590	7100.0	132	37361	No
25	GOM_NL__2PRFIN20090423_031036_000000582078_00233_37361_9561.N1	23-APR-2009 03:10:36	Straylight	58.000	25	35Lam Sco	1.6200	28000.	116	37361	No
26	GOM_NL__2PRFIN20090423_031411_000000652078_00233_37361_9562.N1	23-APR-2009 03:14:11	Straylight	64.500	75	26Eps Sco	2.2910	4250.0	129	37361	No
27	GOM_NL__2PRFIN20090423_031934_000000282078_00233_37361_9563.N1	23-APR-2009 03:19:34	Twilight_stray	28.000	158	6Pi Sco	2.9060	28000.	56	37361	No
28	GOM_NL__2PRFIN20090423_032440_000000522078_00233_37361_9564.N1	23-APR-2009 03:24:40	Bright	51.500	122	9Alp2Lib	2.7470	9700.0	103	37361	No
29	GOM_NL__2PRFIN20090423_033603_000000422078_00233_37361_9565.N1	23-APR-2009 03:36:03	Bright	41.500	111	8Eta Boo	2.6800	6000.0	83	37361	No
30	GOM_NL__2PRFIN20090423_034030_000000522078_00233_37361_9566.N1	23-APR-2009 03:40:30	Bright	51.500	83		2.3780	11000.	103	37361	No
31	GOM_NL__2PRFIN20090423_034320_000000672078_00233_37361_9567.N1	23-APR-2009 03:43:20	Bright	67.000	180	27Gam Boo	3.0400	8000.0	134	37361	No
32	GOM_NL__2PRFIN20090423_035305_000000452078_00233_37361_9568.N1	23-APR-2009 03:53:05	Bright	44.500	119	14Eta Dra	2.7270	4700.0	89	37361	No
33	GOM_NL__2PRFIN20090423_040239_000000412078_00233_37361_9569.N1	23-APR-2009 04:02:39	Bright	40.500	89	5Alp Cep	2.4510	8000.0	81	37361	No
34	GOM_NL__2PRFIN20090423_040756_000000562078_00233_37361_9570.N1	23-APR-2009 04:07:56	Bright	56.000	19	50Alp Cyg	1.2460	10500.	112	37361	No
35	GOM_NL__2PRFIN20090423_042056_000000572078_00233_37361_9571.N1	23-APR-2009 04:20:56	Dark	56.500	61	8Eps Peg	2.1000	3900.0	113	37361	No
36	GOM_NL__2PRFIN20090423_042324_000000482078_00233_37361_9572.N1	23-APR-2009 04:23:24	Dark	48.000	162	34Alp Aqr	2.9440	5350.0	96	37361	No
37	GOM_NL__2PRFIN20090423_042628_000000512078_00233_37361_9573.N1	23-APR-2009 04:26:28	Dark	51.000	154	22Bet Aqr	2.8990	5700.0	102	37361	No
38	GOM_NL__2PRFIN20090423_044941_000000562078_00234_37362_9574.N1	23-APR-2009 04:49:41	Straylight	56.000	40	The Sco	1.8590	7100.0	112	37362	No
39	GOM_NL__2PRFIN20090423_045114_000000632078_00234_37362_9575.N1	23-APR-2009 04:51:14	Straylight	62.500	25	35Lam Sco	1.6200	28000.	125	37362	No
40	GOM_NL__2PRFIN20090423_045448_000000662078_00234_37362_9576.N1	23-APR-2009 04:54:48	Straylight	65.500	75	26Eps Sco	2.2910	4250.0	131	37362	No
41	GOM_NL__2PRFIN20090423_050011_000000322078_00234_37362_9577.N1	23-APR-2009 05:00:11	Twilight_stray	32.000	158	6Pi Sco	2.9060	28000.	64	37362	No
42	GOM_NL__2PRFIN20090423_050517_000000512078_00234_37362_9578.N1	23-APR-2009 05:05:17	Bright	50.500	122	9Alp2Lib	2.7470	9700.0	101	37362	No

43	GOM_NL__2PRFIN20090423_051638_000000432078_00234_37362_9579.N1	23-APR-2009 05:16:38	Bright	42.500	111	8Eta Boo	2.6800	6000.0	85	37362	No
44	GOM_NL__2PRFIN20090423_052105_000000532078_00234_37362_9580.N1	23-APR-2009 05:21:05	Bright	52.500	83		2.3780	11000.	105	37362	No
45	GOM_NL__2PRFIN20090423_052356_000000452078_00234_37362_9581.N1	23-APR-2009 05:23:56	Bright	44.500	180	27Gam Boo	3.0400	8000.0	89	37362	No
46	GOM_NL__2PRFIN20090423_053340_000000432078_00234_37362_9582.N1	23-APR-2009 05:33:40	Bright	42.500	119	14Eta Dra	2.7270	4700.0	85	37362	No
47	GOM_NL__2PRFIN20090423_054315_000000422078_00234_37362_9583.N1	23-APR-2009 05:43:15	Bright	41.500	89	5Alp Cep	2.4510	8000.0	83	37362	No
48	GOM_NL__2PRFIN20090423_054831_000000492078_00234_37362_9584.N1	23-APR-2009 05:48:31	Bright	49.000	19	50Alp Cyg	1.2460	10500.	98	37362	No
49	GOM_NL__2PRFIN20090423_060133_000000482078_00234_37362_9585.N1	23-APR-2009 06:01:33	Dark	47.500	61	8Eps Peg	2.1000	3900.0	95	37362	No
50	GOM_NL__2PRFIN20090423_060401_000000452078_00234_37362_9586.N1	23-APR-2009 06:04:01	Dark	44.500	162	34Alp Aqr	2.9440	5350.0	89	37362	No
51	GOM_NL__2PRFIN20090423_060705_000000542078_00234_37362_9587.N1	23-APR-2009 06:07:05	Dark	54.000	154	22Bet Aqr	2.8990	5700.0	108	37362	No
52	GOM_NL__2PRFIN20090423_063017_000000542078_00235_37363_9589.N1	23-APR-2009 06:30:17	Straylight	54.000	40	The Sco	1.8590	7100.0	108	37363	No
53	GOM_NL__2PRFIN20090423_063151_000000652078_00235_37363_9590.N1	23-APR-2009 06:31:51	Straylight	65.000	25	35Lam Sco	1.6200	28000.	130	37363	No
54	GOM_NL__2PRFIN20090423_063525_000000652078_00235_37363_9591.N1	23-APR-2009 06:35:25	Straylight	64.500	75	26Eps Sco	2.2910	4250.0	129	37363	No
55	GOM_NL__2PRFIN20090423_064048_000000322078_00235_37363_9592.N1	23-APR-2009 06:40:48	Tw_i_and_stray	32.000	158	6Pi Sco	2.9060	28000.	64	37363	No
56	GOM_NL__2PRFIN20090423_064553_000000512078_00235_37363_9593.N1	23-APR-2009 06:45:53	Bright	50.500	122	9Alp2Lib	2.7470	9700.0	101	37363	No
57	GOM_NL__2PRFIN20090423_065714_000000422078_00235_37363_9594.N1	23-APR-2009 06:57:14	Bright	41.500	111	8Eta Boo	2.6800	6000.0	83	37363	No
58	GOM_NL__2PRFIN20090423_070140_000000522078_00235_37363_9595.N1	23-APR-2009 07:01:40	Bright	51.500	83		2.3780	11000.	103	37363	No
59	GOM_NL__2PRFIN20090423_070431_000000442078_00235_37363_9596.N1	23-APR-2009 07:04:31	Bright	44.000	180	27Gam Boo	3.0400	8000.0	88	37363	No
60	GOM_NL__2PRFIN20090423_071416_000000452078_00235_37363_9597.N1	23-APR-2009 07:14:16	Bright	44.500	119	14Eta Dra	2.7270	4700.0	89	37363	No
61	GOM_NL__2PRFIN20090423_072351_000000552078_00235_37363_9598.N1	23-APR-2009 07:23:51	Bright	54.500	89	5Alp Cep	2.4510	8000.0	109	37363	No
62	GOM_NL__2PRFIN20090423_072907_000000522078_00235_37363_9599.N1	23-APR-2009 07:29:07	Bright	52.000	19	50Alp Cyg	1.2460	10500.	104	37363	No
63	GOM_NL__2PRFIN20090423_074210_000000572078_00235_37363_9600.N1	23-APR-2009 07:42:10	Dark	56.500	61	8Eps Peg	2.1000	3900.0	113	37363	No
64	GOM_NL__2PRFIN20090423_074437_000000342078_00235_37363_9601.N1	23-APR-2009 07:44:37	Dark	34.000	162	34Alp Aqr	2.9440	5350.0	68	37363	No
65	GOM_NL__2PRFIN20090423_074742_000000532078_00235_37363_9602.N1	23-APR-2009 07:47:42	Dark	52.500	154	22Bet Aqr	2.8990	5700.0	105	37363	No
66	GOM_NL__2PRFIN20090423_081054_000000562078_00236_37364_9603.N1	23-APR-2009 08:10:54	Straylight	55.500	40	The Sco	1.8590	7100.0	111	37364	No
67	GOM_NL__2PRFIN20090423_081228_000000642078_00236_37364_9604.N1	23-APR-2009 08:12:28	Straylight	63.500	25	35Lam Sco	1.6200	28000.	127	37364	No
68	GOM_NL__2PRFIN20090423_081602_000000632078_00236_37364_9605.N1	23-APR-2009 08:16:02	Straylight	62.500	75	26Eps Sco	2.2910	4250.0	125	37364	No
69	GOM_NL__2PRFIN20090423_082124_000000362078_00236_37364_9606.N1	23-APR-2009 08:21:24	Tw_i_and_stray	36.000	158	6Pi Sco	2.9060	28000.	72	37364	No
70	GOM_NL__2PRFIN20090423_082629_000000512078_00236_37364_9607.N1	23-APR-2009 08:26:29	Bright	51.000	122	9Alp2Lib	2.7470	9700.0	102	37364	No
71	GOM_NL__2PRFIN20090423_083749_000000422078_00236_37364_9608.N1	23-APR-2009 08:37:49	Bright	42.000	111	8Eta Boo	2.6800	6000.0	84	37364	No
72	GOM_NL__2PRFIN20090423_084216_000000532078_00236_37364_9609.N1	23-APR-2009 08:42:16	Bright	53.000	83		2.3780	11000.	106	37364	No
73	GOM_NL__2PRFIN20090423_084506_000000462078_00236_37364_9610.N1	23-APR-2009 08:45:06	Bright	45.500	180	27Gam Boo	3.0400	8000.0	91	37364	No
74	GOM_NL__2PRFIN20090423_085451_000000472078_00236_37364_9611.N1	23-APR-2009 08:54:51	Bright	46.500	119	14Eta Dra	2.7270	4700.0	93	37364	No
75	GOM_NL__2PRFIN20090423_090427_000000402078_00236_37364_9612.N1	23-APR-2009 09:04:27	Bright	40.000	89	5Alp Cep	2.4510	8000.0	80	37364	No
76	GOM_NL__2PRFIN20090423_090943_000000572078_00236_37364_9613.N1	23-APR-2009 09:09:43	Bright	56.500	19	50Alp Cyg	1.2460	10500.	113	37364	No
77	GOM_NL__2PRFIN20090423_092246_000000572078_00236_37364_9614.N1	23-APR-2009 09:22:46	Dark	56.500	61	8Eps Peg	2.1000	3900.0	113	37364	No
78	GOM_NL__2PRFIN20090423_092514_000000512078_00236_37364_9615.N1	23-APR-2009 09:25:14	Dark	50.500	162	34Alp Aqr	2.9440	5350.0	101	37364	No
79	GOM_NL__2PRFIN20090423_092819_000000542078_00236_37364_9616.N1	23-APR-2009 09:28:19	Dark	53.500	154	22Bet Aqr	2.8990	5700.0	107	37364	No
80	GOM_NL__2PRFIN20090423_095131_000000552078_00237_37365_9625.N1	23-APR-2009 09:51:31	Straylight	54.500	40	The Sco	1.8590	7100.0	109	37365	No
81	GOM_NL__2PRFIN20090423_095305_000000602078_00237_37365_9626.N1	23-APR-2009 09:53:05	Straylight	60.000	25	35Lam Sco	1.6200	28000.	120	37365	No
82	GOM_NL__2PRFIN20090423_095639_000000632078_00237_37365_9627.N1	23-APR-2009 09:56:39	Straylight	63.000	75	26Eps Sco	2.2910	4250.0	126	37365	No
83	GOM_NL__2PRFIN20090423_100200_000000362078_00237_37365_9628.N1	23-APR-2009 10:02:00	Tw_i_and_stray	36.000	158	6Pi Sco	2.9060	28000.	72	37365	No
84	GOM_NL__2PRFIN20090423_100705_000000512078_00237_37365_9629.N1	23-APR-2009 10:07:05	Bright	51.000	122	9Alp2Lib	2.7470	9700.0	102	37365	No
85	GOM_NL__2PRFIN20090423_101825_000000412078_00237_37365_9630.N1	23-APR-2009 10:18:25	Bright	41.000	111	8Eta Boo	2.6800	6000.0	82	37365	No
86	GOM_NL__2PRFIN20090423_102251_000000522078_00237_37365_9631.N1	23-APR-2009 10:22:51	Bright	52.000	83		2.3780	11000.	104	37365	No
87	GOM_NL__2PRFIN20090423_102541_000000432078_00237_37365_9632.N1	23-APR-2009 10:25:41	Bright	43.000	180	27Gam Boo	3.0400	8000.0	86	37365	No
88	GOM_NL__2PRFIN20090423_103526_000000442078_00237_37365_9633.N1	23-APR-2009 10:35:26	Bright	43.500	119	14Eta Dra	2.7270	4700.0	87	37365	No
89	GOM_NL__2PRFIN20090423_104502_000000402078_00237_37365_9634.N1	23-APR-2009 10:45:02	Bright	39.500	89	5Alp Cep	2.4510	8000.0	79	37365	No
90	GOM_NL__2PRFIN20090423_105019_000000532078_00237_37365_9635.N1	23-APR-2009 10:50:19	Bright	52.500	19	50Alp Cyg	1.2460	10500.	105	37365	No
91	GOM_NL__2PRFIN20090423_110323_000000582078_00237_37365_9636.N1	23-APR-2009 11:03:23	Dark	57.500	61	8Eps Peg	2.1000	3900.0	115	37365	No
92	GOM_NL__2PRFIN20090423_110550_000000472078_00237_37365_9637.N1	23-APR-2009 11:05:50	Dark	47.000	162	34Alp Aqr	2.9440	5350.0	94	37365	No
93	GOM_NL__2PRFIN20090423_110855_000000552078_00237_37365_9638.N1	23-APR-2009 11:08:55	Dark	54.500	154	22Bet Aqr	2.8990	5700.0	109	37365	No
94	GOM_NL__2PRFIN20090423_113208_000000542078_00238_37366_9639.N1	23-APR-2009 11:32:08	Straylight	53.500	40	The Sco	1.8590	7100.0	107	37366	No
95	GOM_NL__2PRFIN20090423_113342_000000672078_00238_37366_9640.N1	23-APR-2009 11:33:42	Straylight	67.000	25	35Lam Sco	1.6200	28000.	134	37366	No
96	GOM_NL__2PRFIN20090423_113715_000000632078_00238_37366_9641.N1	23-APR-2009 11:37:15	Straylight	63.000	75	26Eps Sco	2.2910	4250.0	126	37366	No
97	GOM_NL__2PRFIN20090423_114237_000000402078_00238_37366_9642.N1	23-APR-2009 11:42:37	Tw_i_and_stray	40.000	158	6Pi Sco	2.9060	28000.	80	37366	No
98	GOM_NL__2PRFIN20090423_114741_000000502078_00238_37366_9643.N1	23-APR-2009 11:47:41	Bright	49.500	122	9Alp2Lib	2.7470	9700.0	99	37366	No
99	GOM_NL__2PRFIN20090423_115901_000000412078_00238_37366_9644.N1	23-APR-2009 11:59:01	Bright	40.500	111	8Eta Boo	2.6800	6000.0	81	37366	No
100	GOM_NL__2PRFIN20090423_120326_000000512078_00238_37366_9645.N1	23-APR-2009 12:03:26	Bright	50.500	83		2.3780	11000.	101	37366	No
101	GOM_NL__2PRFIN20090423_120616_000000452078_00238_37366_9646.N1	23-APR-2009 12:06:16	Bright	44.500	180	27Gam Boo	3.0400	8000.0	89	37366	No

102	GOM_NL__2PRFIN20090423_121601_000000472078_00238_37366_9647.N1	23-APR-2009 12:16:01	Bright	47.000	119	14Eta Dra	2.7270	4700.0	94	37366	No
103	GOM_NL__2PRFIN20090423_122538_000000402078_00238_37366_9648.N1	23-APR-2009 12:25:38	Bright	39.500	89	5Alp Cep	2.4510	8000.0	79	37366	No
104	GOM_NL__2PRFIN20090423_123054_000000562078_00238_37366_9649.N1	23-APR-2009 12:30:54	Bright	55.500	19	50Alp Cyg	1.2460	10500.	111	37366	No
105	GOM_NL__2PRFIN20090423_124359_000000602078_00238_37366_9650.N1	23-APR-2009 12:43:59	Dark	59.500	61	8Eps Peg	2.1000	3900.0	119	37366	No
106	GOM_NL__2PRFIN20090423_124627_000000502078_00238_37366_9651.N1	23-APR-2009 12:46:27	Dark	50.000	162	34Alp Aqr	2.9440	5350.0	100	37366	No
107	GOM_NL__2PRFIN20090423_124932_000000552078_00238_37366_9652.N1	23-APR-2009 12:49:32	Dark	54.500	154	22Bet Aqr	2.8990	5700.0	109	37366	No
108	GOM_NL__2PRFIN20090423_131245_000000662078_00239_37367_9693.N1	23-APR-2009 13:12:45	Straylight	65.500	40	The Sco	1.8590	7100.0	131	37367	No
109	GOM_NL__2PRFIN20090423_131419_000000652078_00239_37367_9694.N1	23-APR-2009 13:14:19	Straylight	65.000	25	35Lam Sco	1.6200	28000.	130	37367	No
110	GOM_NL__2PRFIN20090423_131752_000000612078_00239_37367_9695.N1	23-APR-2009 13:17:52	Straylight	61.000	75	26Eps Sco	2.2910	4250.0	122	37367	No
111	GOM_NL__2PRFIN20090423_132313_000000402078_00239_37367_9696.N1	23-APR-2009 13:23:13	Twi_and_stray	39.500	158	6Pi Sco	2.9060	28000.	79	37367	No
112	GOM_NL__2PRFIN20090423_132817_000000482078_00239_37367_9697.N1	23-APR-2009 13:28:17	Bright	48.000	122	9Alp2Lib	2.7470	9700.0	96	37367	No
113	GOM_NL__2PRFIN20090423_133936_000000402078_00239_37367_9698.N1	23-APR-2009 13:39:36	Bright	40.000	111	8Eta Boo	2.6800	6000.0	80	37367	No
114	GOM_NL__2PRFIN20090423_134401_000000492078_00239_37367_9699.N1	23-APR-2009 13:44:01	Bright	48.500	83		2.3780	11000.	97	37367	No
115	GOM_NL__2PRFIN20090423_134652_000000452078_00239_37367_9700.N1	23-APR-2009 13:46:52	Bright	45.000	180	27Gam Boo	3.0400	8000.0	90	37367	No
116	GOM_NL__2PRFIN20090423_135636_000000432078_00239_37367_9701.N1	23-APR-2009 13:56:36	Bright	43.000	119	14Eta Dra	2.7270	4700.0	86	37367	No
117	GOM_NL__2PRFIN20090423_140614_000000342078_00239_37367_9702.N1	23-APR-2009 14:06:14	Bright	34.000	89	5Alp Cep	2.4510	8000.0	68	37367	No
118	GOM_NL__2PRFIN20090423_141130_000000412078_00239_37367_9703.N1	23-APR-2009 14:11:30	Bright	41.000	19	50Alp Cyg	1.2460	10500.	82	37367	No
119	GOM_NL__2PRFIN20090423_142436_000000572078_00239_37367_9704.N1	23-APR-2009 14:24:36	Dark	57.000	61	8Eps Peg	2.1000	3900.0	114	37367	No
120	GOM_NL__2PRFIN20090423_142703_000000502078_00239_37367_9705.N1	23-APR-2009 14:27:03	Dark	50.000	162	34Alp Aqr	2.9440	5350.0	100	37367	No
121	GOM_NL__2PRFIN20090423_143009_000000542078_00239_37367_9706.N1	23-APR-2009 14:30:09	Dark	53.500	154	22Bet Aqr	2.8990	5700.0	107	37367	No
122	GOM_NL__2PRFIN20090423_145322_000000522078_00240_37368_9707.N1	23-APR-2009 14:53:22	Straylight	51.500	40	The Sco	1.8590	7100.0	103	37368	No
123	GOM_NL__2PRFIN20090423_145456_000000602078_00240_37368_9708.N1	23-APR-2009 14:54:56	Straylight	60.000	25	35Lam Sco	1.6200	28000.	120	37368	No
124	GOM_NL__2PRFIN20090423_145829_000000682078_00240_37368_9709.N1	23-APR-2009 14:58:29	Straylight	67.500	75	26Eps Sco	2.2910	4250.0	135	37368	No
125	GOM_NL__2PRFIN20090423_150350_000000442078_00240_37368_9710.N1	23-APR-2009 15:03:50	Twi_and_stray	44.000	158	6Pi Sco	2.9060	28000.	88	37368	No
126	GOM_NL__2PRFIN20090423_150853_000000472078_00240_37368_9711.N1	23-APR-2009 15:08:53	Bright	47.000	122	9Alp2Lib	2.7470	9700.0	94	37368	No
127	GOM_NL__2PRFIN20090423_152012_000000412078_00240_37368_9712.N1	23-APR-2009 15:20:12	Bright	41.000	111	8Eta Boo	2.6800	6000.0	82	37368	No
128	GOM_NL__2PRFIN20090423_152436_000000512078_00240_37368_9713.N1	23-APR-2009 15:24:36	Bright	51.000	83		2.3780	11000.	102	37368	No
129	GOM_NL__2PRFIN20090423_152727_000000452078_00240_37368_9714.N1	23-APR-2009 15:27:27	Bright	45.000	180	27Gam Boo	3.0400	8000.0	90	37368	No
130	GOM_NL__2PRFIN20090423_153712_000000472078_00240_37368_9715.N1	23-APR-2009 15:37:12	Bright	46.500	119	14Eta Dra	2.7270	4700.0	93	37368	No
131	GOM_NL__2PRFIN20090423_154649_000000412078_00240_37368_9716.N1	23-APR-2009 15:46:49	Bright	40.500	89	5Alp Cep	2.4510	8000.0	81	37368	No
132	GOM_NL__2PRFIN20090423_155205_000000572078_00240_37368_9717.N1	23-APR-2009 15:52:05	Bright	56.500	19	50Alp Cyg	1.2460	10500.	113	37368	No
133	GOM_NL__2PRFIN20090423_160512_000000562078_00240_37368_9718.N1	23-APR-2009 16:05:12	Dark	55.500	61	8Eps Peg	2.1000	3900.0	111	37368	No
134	GOM_NL__2PRFIN20090423_160740_000000502078_00240_37368_9719.N1	23-APR-2009 16:07:40	Dark	49.500	162	34Alp Aqr	2.9440	5350.0	99	37368	No
135	GOM_NL__2PRFIN20090423_161046_000000552078_00240_37368_9720.N1	23-APR-2009 16:10:46	Dark	55.000	154	22Bet Aqr	2.8990	5700.0	110	37368	No
136	GOM_NL__2PRFIN20090423_163359_000000522078_00241_37369_9722.N1	23-APR-2009 16:33:59	Straylight	51.500	40	The Sco	1.8590	7100.0	103	37369	No
137	GOM_NL__2PRFIN20090423_163533_000000592078_00241_37369_9723.N1	23-APR-2009 16:35:33	Straylight	59.000	25	35Lam Sco	1.6200	28000.	118	37369	No
138	GOM_NL__2PRFIN20090423_163906_000000632078_00241_37369_9724.N1	23-APR-2009 16:39:06	Straylight	63.000	75	26Eps Sco	2.2910	4250.0	126	37369	No
139	GOM_NL__2PRFIN20090423_164426_000000442078_00241_37369_9725.N1	23-APR-2009 16:44:26	Twi_and_stray	44.000	158	6Pi Sco	2.9060	28000.	88	37369	No
140	GOM_NL__2PRFIN20090423_164929_000000472078_00241_37369_9726.N1	23-APR-2009 16:49:29	Bright	47.000	122	9Alp2Lib	2.7470	9700.0	94	37369	No
141	GOM_NL__2PRFIN20090423_170047_000000422078_00241_37369_9727.N1	23-APR-2009 17:00:47	Bright	42.000	111	8Eta Boo	2.6800	6000.0	84	37369	No
142	GOM_NL__2PRFIN20090423_170511_000000522078_00241_37369_9728.N1	23-APR-2009 17:05:11	Bright	52.000	83		2.3780	11000.	104	37369	No
143	GOM_NL__2PRFIN20090423_170803_000000462078_00241_37369_9729.N1	23-APR-2009 17:08:03	Bright	45.500	180	27Gam Boo	3.0400	8000.0	91	37369	No
144	GOM_NL__2PRFIN20090423_171747_000000452078_00241_37369_9730.N1	23-APR-2009 17:17:47	Bright	45.000	119	14Eta Dra	2.7270	4700.0	90	37369	No
145	GOM_NL__2PRFIN20090423_172725_000000412078_00241_37369_9731.N1	23-APR-2009 17:27:25	Bright	41.000	89	5Alp Cep	2.4510	8000.0	82	37369	No
146	GOM_NL__2PRFIN20090423_173241_000000752078_00241_37369_9732.N1	23-APR-2009 17:32:41	Bright	75.000	19	50Alp Cyg	1.2460	10500.	150	37369	No
147	GOM_NL__2PRFIN20090423_174549_000000602078_00241_37369_9733.N1	23-APR-2009 17:45:49	Dark	59.500	61	8Eps Peg	2.1000	3900.0	119	37369	No
148	GOM_NL__2PRFIN20090423_174816_000000502078_00241_37369_9734.N1	23-APR-2009 17:48:16	Dark	49.500	162	34Alp Aqr	2.9440	5350.0	99	37369	No
149	GOM_NL__2PRFIN20090423_175123_000000532078_00241_37369_9735.N1	23-APR-2009 17:51:23	Dark	53.000	154	22Bet Aqr	2.8990	5700.0	106	37369	No
150	GOM_NL__2PRFIN20090423_181436_000000632078_00242_37370_9739.N1	23-APR-2009 18:14:36	Straylight	63.000	40	The Sco	1.8590	7100.0	126	37370	No
151	GOM_NL__2PRFIN20090423_181610_000000602078_00242_37370_9740.N1	23-APR-2009 18:16:10	Straylight	59.500	25	35Lam Sco	1.6200	28000.	119	37370	No
152	GOM_NL__2PRFIN20090423_181943_000000672078_00242_37370_9741.N1	23-APR-2009 18:19:43	Straylight	66.500	75	26Eps Sco	2.2910	4250.0	133	37370	No
153	GOM_NL__2PRFIN20090423_182503_000000482078_00242_37370_9742.N1	23-APR-2009 18:25:03	Twi_and_stray	48.000	158	6Pi Sco	2.9060	28000.	96	37370	No
154	GOM_NL__2PRFIN20090423_183005_000000492078_00242_37370_9743.N1	23-APR-2009 18:30:05	Bright	49.000	122	9Alp2Lib	2.7470	9700.0	98	37370	No
155	GOM_NL__2PRFIN20090423_184123_000000412078_00242_37370_9744.N1	23-APR-2009 18:41:23	Bright	40.500	111	8Eta Boo	2.6800	6000.0	81	37370	No
156	GOM_NL__2PRFIN20090423_184547_000000492078_00242_37370_9745.N1	23-APR-2009 18:45:47	Bright	49.000	83		2.3780	11000.	98	37370	No
157	GOM_NL__2PRFIN20090423_184838_000000452078_00242_37370_9746.N1	23-APR-2009 18:48:38	Bright	44.500	180	27Gam Boo	3.0400	8000.0	89	37370	No
158	GOM_NL__2PRFIN20090423_185822_000000462078_00242_37370_9747.N1	23-APR-2009 18:58:22	Bright	46.000	119	14Eta Dra	2.7270	4700.0	92	37370	No
159	GOM_NL__2PRFIN20090423_190801_000000392078_00242_37370_9748.N1	23-APR-2009 19:08:01	Bright	38.500	89	5Alp Cep	2.4510	8000.0	77	37370	No
160	GOM_NL__2PRFIN20090423_191317_000000752078_00242_37370_9749.N1	23-APR-2009 19:13:17	Bright	75.000	19	50Alp Cyg	1.2460	10500.	150	37370	No

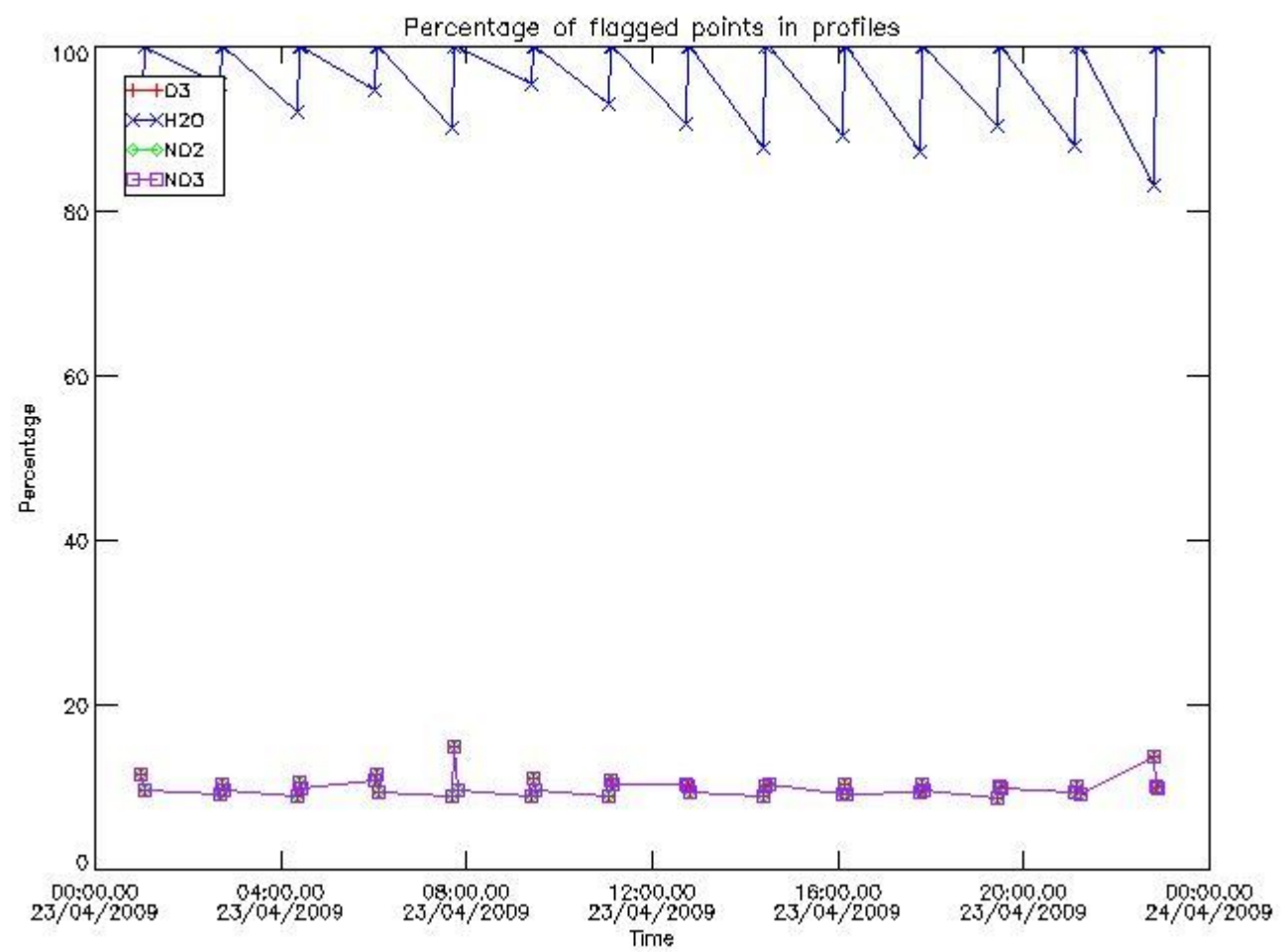


161	GOM_NL__2PRFIN20090423_192625_000000582078_00242_37370_9750.N1	23-APR-2009 19:26:25	Dark	58.000	61	8Eps Peg	2.1000	3900.0	116	37370	No
162	GOM_NL__2PRFIN20090423_192853_000000512078_00242_37370_9751.N1	23-APR-2009 19:28:53	Dark	50.500	162	34Alp Aqr	2.9440	5350.0	101	37370	No
163	GOM_NL__2PRFIN20090423_193200_000000522078_00242_37370_9752.N1	23-APR-2009 19:32:00	Dark	51.500	154	22Bet Aqr	2.8990	5700.0	103	37370	No
164	GOM_NL__2PRFIN20090423_195513_000000602078_00243_37371_9755.N1	23-APR-2009 19:55:13	Straylight	59.500	40	The Sco	1.8590	7100.0	119	37371	No
165	GOM_NL__2PRFIN20090423_195647_000000592078_00243_37371_9756.N1	23-APR-2009 19:56:47	Straylight	59.000	25	35Lam Sco	1.6200	28000.	118	37371	No
166	GOM_NL__2PRFIN20090423_200020_000000662078_00243_37371_9757.N1	23-APR-2009 20:00:20	Straylight	65.500	75	26Eps Sco	2.2910	4250.0	131	37371	No
167	GOM_NL__2PRFIN20090423_200539_000000482078_00243_37371_9758.N1	23-APR-2009 20:05:39	Tw_i_and_stray	48.000	158	6Pi Sco	2.9060	28000.	96	37371	No
168	GOM_NL__2PRFIN20090423_201041_000000482078_00243_37371_9759.N1	23-APR-2009 20:10:41	Bright	47.500	122	9Alp2Lib	2.7470	9700.0	95	37371	No
169	GOM_NL__2PRFIN20090423_202159_000000412078_00243_37371_9760.N1	23-APR-2009 20:21:59	Bright	40.500	111	8Eta Boo	2.6800	6000.0	81	37371	No
170	GOM_NL__2PRFIN20090423_202622_000000502078_00243_37371_9761.N1	23-APR-2009 20:26:22	Bright	50.000	83		2.3780	11000.	100	37371	No
171	GOM_NL__2PRFIN20090423_202913_000000442078_00243_37371_9762.N1	23-APR-2009 20:29:13	Bright	43.500	180	27Gam Boo	3.0400	8000.0	87	37371	No
172	GOM_NL__2PRFIN20090423_203858_000000442078_00243_37371_9763.N1	23-APR-2009 20:38:58	Bright	43.500	119	14Eta Dra	2.7270	4700.0	87	37371	No
173	GOM_NL__2PRFIN20090423_204837_000000372078_00243_37371_9764.N1	23-APR-2009 20:48:37	Bright	37.000	89	5Alp Cep	2.4510	8000.0	74	37371	No
174	GOM_NL__2PRFIN20090423_205353_000000562078_00243_37371_9765.N1	23-APR-2009 20:53:53	Bright	55.500	19	50Alp Cyg	1.2460	10500.	111	37371	No
175	GOM_NL__2PRFIN20090423_210702_000000542078_00243_37371_9766.N1	23-APR-2009 21:07:02	Dark	54.000	61	8Eps Peg	2.1000	3900.0	108	37371	No
176	GOM_NL__2PRFIN20090423_210929_000000512078_00243_37371_9767.N1	23-APR-2009 21:09:29	Dark	50.500	162	34Alp Aqr	2.9440	5350.0	101	37371	No
177	GOM_NL__2PRFIN20090423_211236_000000562078_00243_37371_9768.N1	23-APR-2009 21:12:36	Dark	56.000	154	22Bet Aqr	2.8990	5700.0	112	37371	No
178	GOM_NL__2PRFIN20090423_213550_000000522078_00244_37372_9771.N1	23-APR-2009 21:35:50	Straylight	52.000	40	The Sco	1.8590	7100.0	104	37372	No
179	GOM_NL__2PRFIN20090423_213724_000000592078_00244_37372_9772.N1	23-APR-2009 21:37:24	Straylight	58.500	25	35Lam Sco	1.6200	28000.	117	37372	No
180	GOM_NL__2PRFIN20090423_214056_000000662078_00244_37372_9773.N1	23-APR-2009 21:40:56	Straylight	65.500	75	26Eps Sco	2.2910	4250.0	131	37372	No
181	GOM_NL__2PRFIN20090423_214615_000000522078_00244_37372_9774.N1	23-APR-2009 21:46:15	Tw_i_and_stray	52.000	158	6Pi Sco	2.9060	28000.	104	37372	No
182	GOM_NL__2PRFIN20090423_215117_000000492078_00244_37372_9775.N1	23-APR-2009 21:51:17	Bright	49.000	122	9Alp2Lib	2.7470	9700.0	98	37372	No
183	GOM_NL__2PRFIN20090423_220234_000000412078_00244_37372_9776.N1	23-APR-2009 22:02:34	Bright	40.500	111	8Eta Boo	2.6800	6000.0	81	37372	No
184	GOM_NL__2PRFIN20090423_220657_000000502078_00244_37372_9777.N1	23-APR-2009 22:06:57	Bright	49.500	83		2.3780	11000.	99	37372	No
185	GOM_NL__2PRFIN20090423_220948_000000442078_00244_37372_9778.N1	23-APR-2009 22:09:48	Bright	43.500	180	27Gam Boo	3.0400	8000.0	87	37372	No
186	GOM_NL__2PRFIN20090423_221933_000000452078_00244_37372_9779.N1	23-APR-2009 22:19:33	Bright	45.000	119	14Eta Dra	2.7270	4700.0	90	37372	No
187	GOM_NL__2PRFIN20090423_222912_000000402078_00244_37372_9780.N1	23-APR-2009 22:29:12	Bright	40.000	89	5Alp Cep	2.4510	8000.0	80	37372	No
188	GOM_NL__2PRFIN20090423_223428_000000532078_00244_37372_9781.N1	23-APR-2009 22:34:28	Bright	53.000	19	50Alp Cyg	1.2460	10500.	106	37372	No
189	GOM_NL__2PRFIN20090423_224738_000000632078_00244_37372_9782.N1	23-APR-2009 22:47:38	Dark	62.500	61	8Eps Peg	2.1000	3900.0	125	37372	No
190	GOM_NL__2PRFIN20090423_225006_000000502078_00244_37372_9783.N1	23-APR-2009 22:50:06	Dark	50.000	162	34Alp Aqr	2.9440	5350.0	100	37372	No
191	GOM_NL__2PRFIN20090423_225313_000000562078_00244_37372_9784.N1	23-APR-2009 22:53:13	Dark	56.000	154	22Bet Aqr	2.8990	5700.0	112	37372	No
192	GOM_NL__2PRFIN20090423_231627_000000502078_00245_37373_9787.N1	23-APR-2009 23:16:27	Straylight	49.500	40	The Sco	1.8590	7100.0	99	37373	No
193	GOM_NL__2PRFIN20090423_231801_000000592078_00245_37373_9788.N1	23-APR-2009 23:18:01	Straylight	59.000	25	35Lam Sco	1.6200	28000.	118	37373	No
194	GOM_NL__2PRFIN20090423_232133_000000662078_00245_37373_9789.N1	23-APR-2009 23:21:33	Straylight	65.500	75	26Eps Sco	2.2910	4250.0	131	37373	No
195	GOM_NL__2PRFIN20090423_232652_000000522078_00245_37373_9790.N1	23-APR-2009 23:26:52	Tw_i_and_stray	52.000	158	6Pi Sco	2.9060	28000.	104	37373	No
196	GOM_NL__2PRFIN20090423_233153_000000492078_00245_37373_9791.N1	23-APR-2009 23:31:53	Bright	48.500	122	9Alp2Lib	2.7470	9700.0	97	37373	No
197	GOM_NL__2PRFIN20090423_234310_000000402078_00245_37373_9792.N1	23-APR-2009 23:43:10	Bright	40.000	111	8Eta Boo	2.6800	6000.0	80	37373	No
198	GOM_NL__2PRFIN20090423_234732_000000522078_00245_37373_9793.N1	23-APR-2009 23:47:32	Bright	52.000	83		2.3780	11000.	104	37373	No
199	GOM_NL__2PRFIN20090423_235023_000000442078_00245_37373_9794.N1	23-APR-2009 23:50:23	Bright	43.500	180	27Gam Boo	3.0400	8000.0	87	37373	No

### 3. Quality information per product

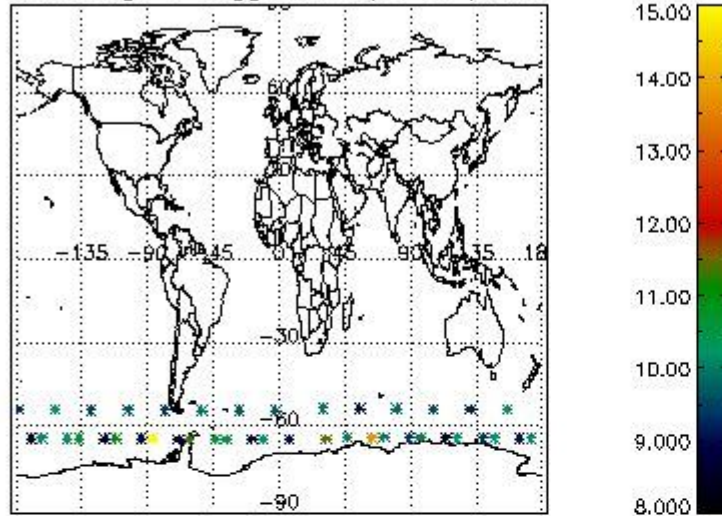
In this section it is plotted some information contained in the Quality Summary data set of the level 2 products. Only products in dark limb conditions and without errors (error flag in the MPH set to "0") are used.

#### 3.1 Plot quality information per product (time dependant)

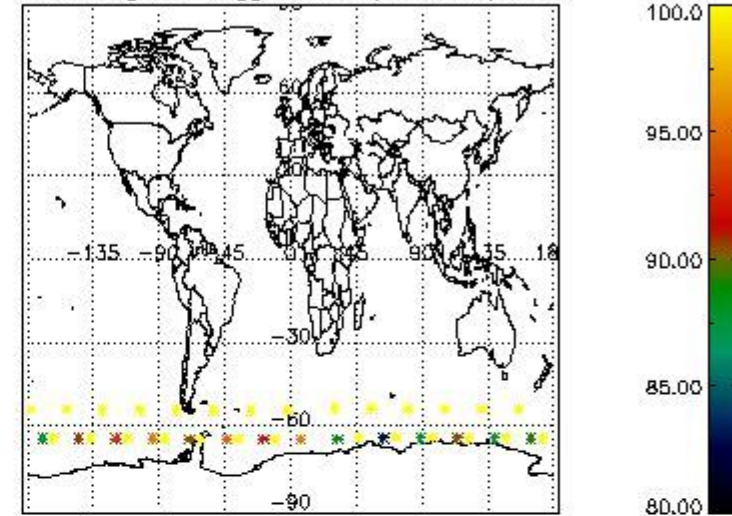


*3.2 Plot quality information per product (world map)*

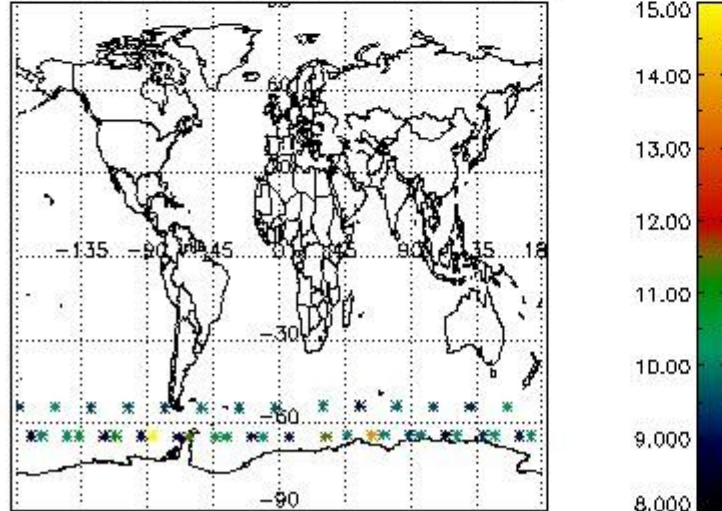
Percentage of flagged data per O3 profile



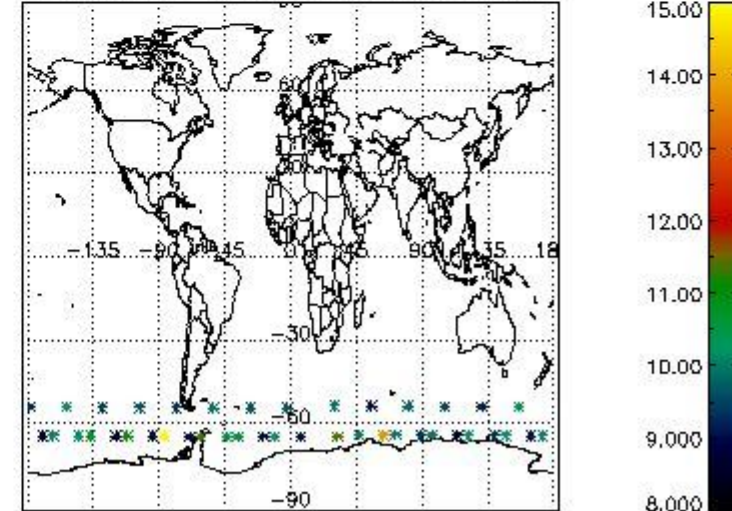
Percentage of flagged data per H2O profile



Percentage of flagged data per NO2 profile



Percentage of flagged data per NO3 profile

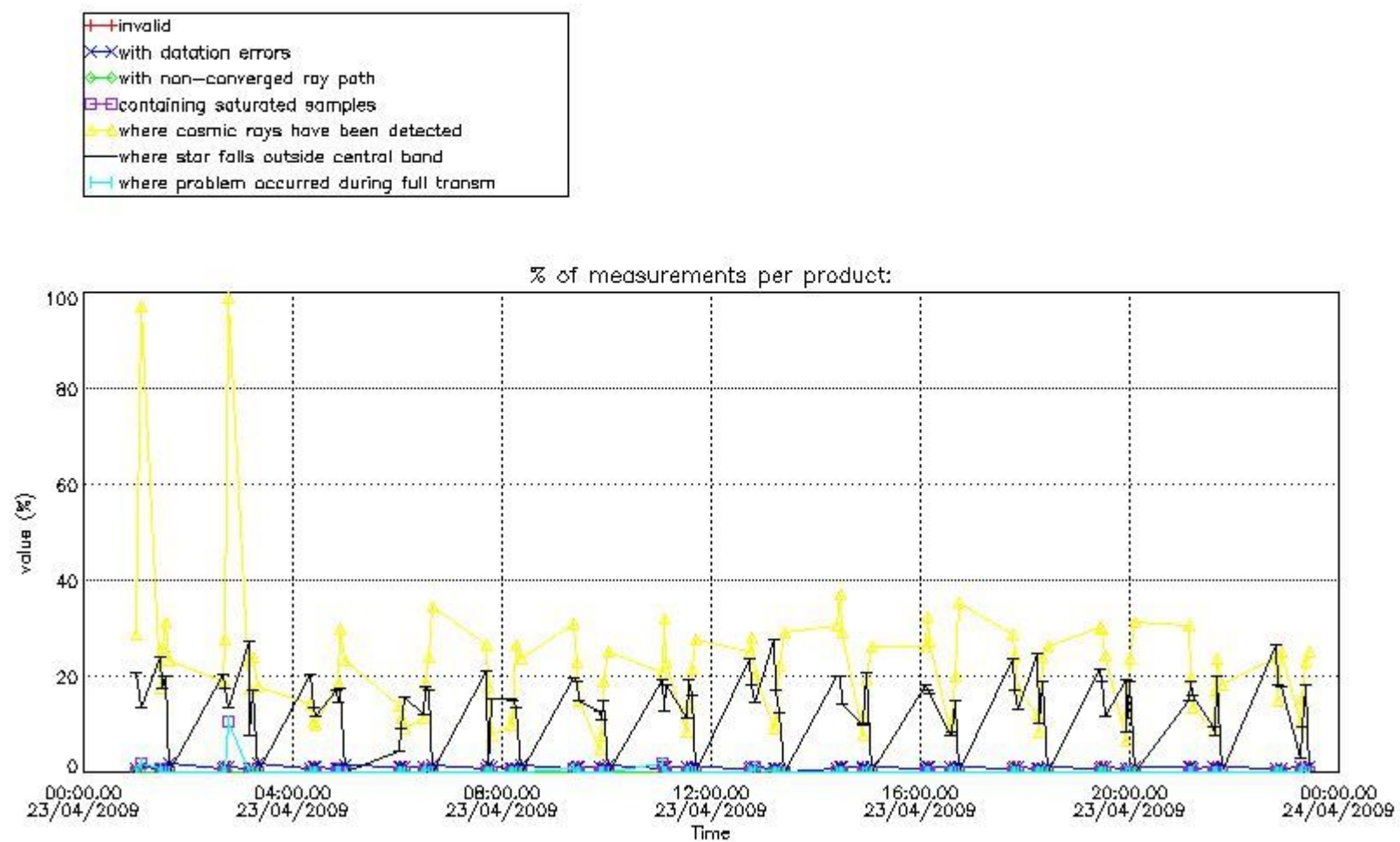


#### 4. Level 1 quality information per product

In this section it is plotted some information contained in the Quality Summary data set of the level 2 products that comes from the level 1b processing. Products without errors (error flag in the MPH set to "0") are used.

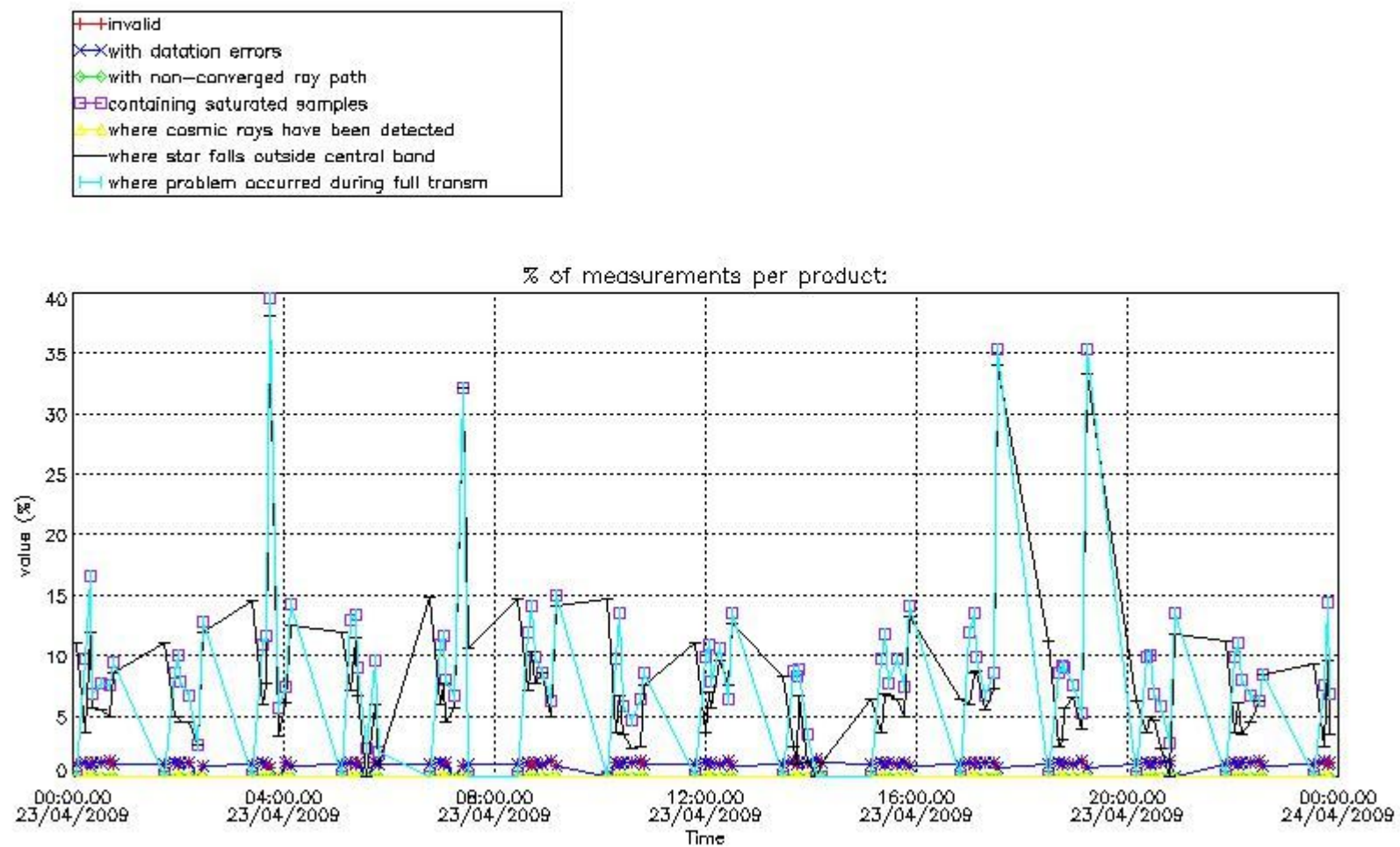
##### 4.1 Plot quality information per product (time dependant) coming from level 1b processing

###### 4.1.1 Plot level 1 quality information per product (time dependant): ENVISAT ASCENDING passes



4.1.2 Plot level 1 quality information per product (time dependant): ENVI SAT DESCENDING passes

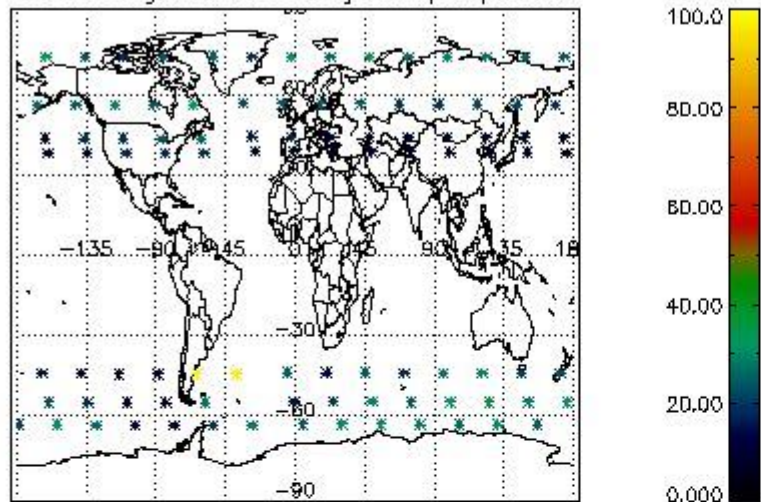




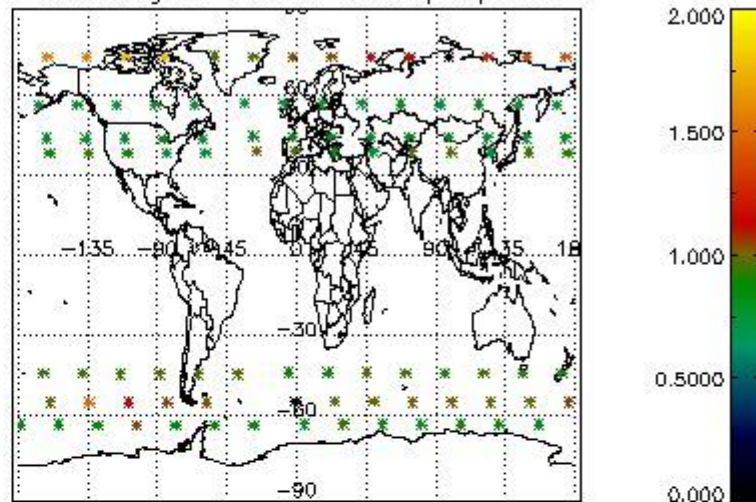
*4.2 Plot quality information per product coming from level 1b processing (world map)*

*4.2.1 Plot level 1 quality information per product (world map): ENVISAT ASCENDING passes*

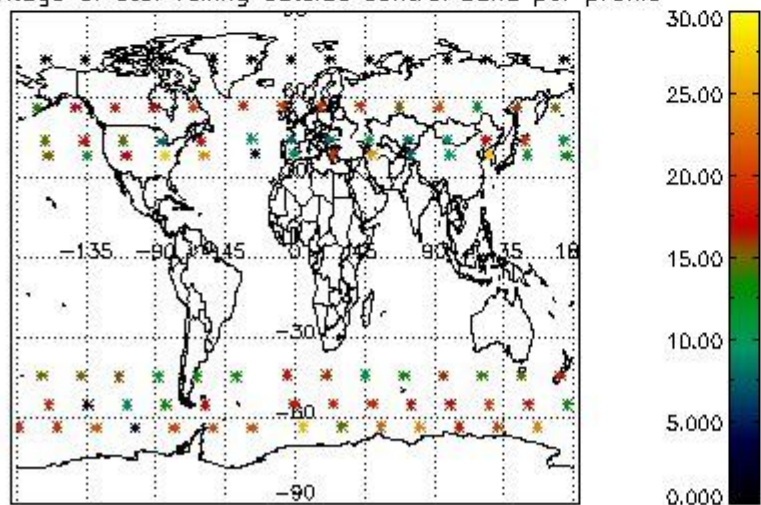
Percentage of cosmic ray hits per profile



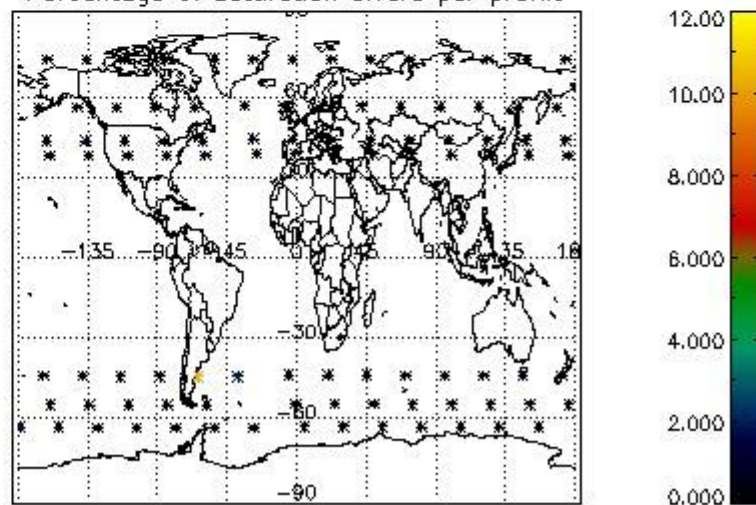
Percentage of datation errors per profile



Percentage of star falling outside central band per profile

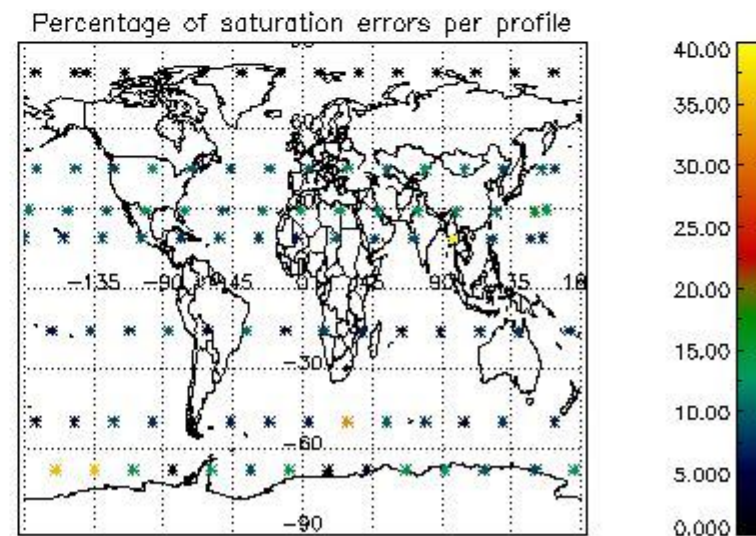
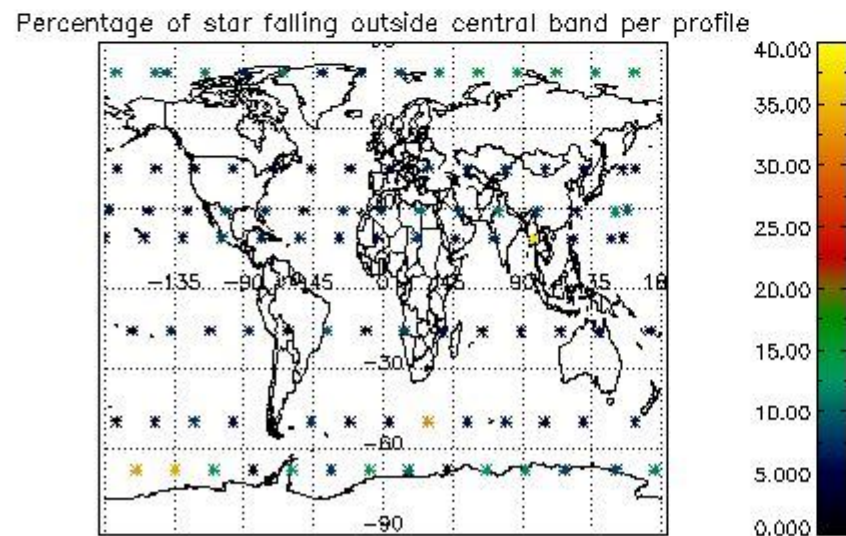
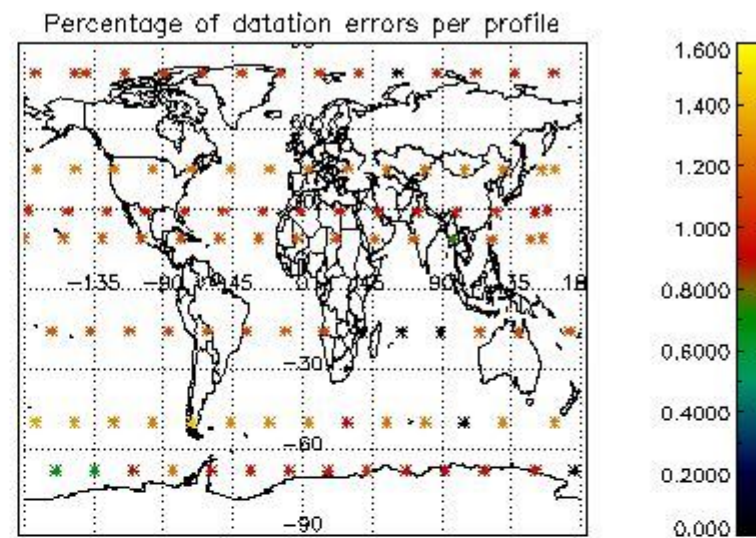
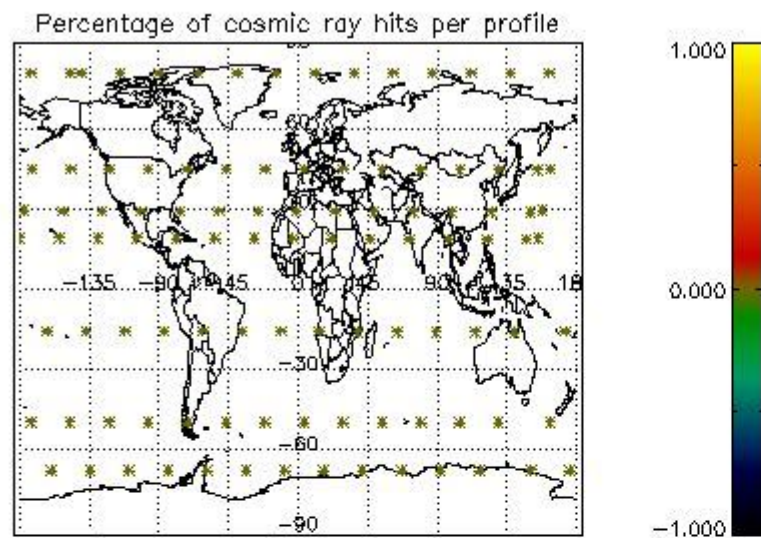


Percentage of saturation errors per profile



4.2.2 Plot level 1 quality information per product (world map): ENVISAT DESCENDING passes





## 5. Trace gas profiles

### 5.1 Ozone statistics based on quality of products

The final quality of the products can be "measured" using the STD (Standard Deviation) attached to every point profile. This information is written to the parameter GOM\_NL\_\_2P/NL\_LOCAL\_SPECIES\_DENSITY/o3\_std of the level 2 products. The table below shows the statistics for given STD ranges.

The statistics are given with respect to the overall valid production:

- Products without fatal errors: GOM\_NL\_\_2P/MPH/PRODUCT\_ERR=0
- Valid point profile: GOM\_NL\_\_2P/NL\_LOCAL\_SPECIES\_DENSITY/pcd(0)=0

The 'Criteria' is applied to valid points of dark limb products:

- Products in dark limb illumination condition: GOM\_NL\_\_2P/NL\_SUMMARY\_QUALITY/obs\_ill\_cond=0
- Products without fatal errors: GOM\_NL\_\_2P/MPH/PRODUCT\_ERR=0
- Valid point profile: GOM\_NL\_\_2P/NL\_LOCAL\_SPECIES\_DENSITY/pcd(0)=0

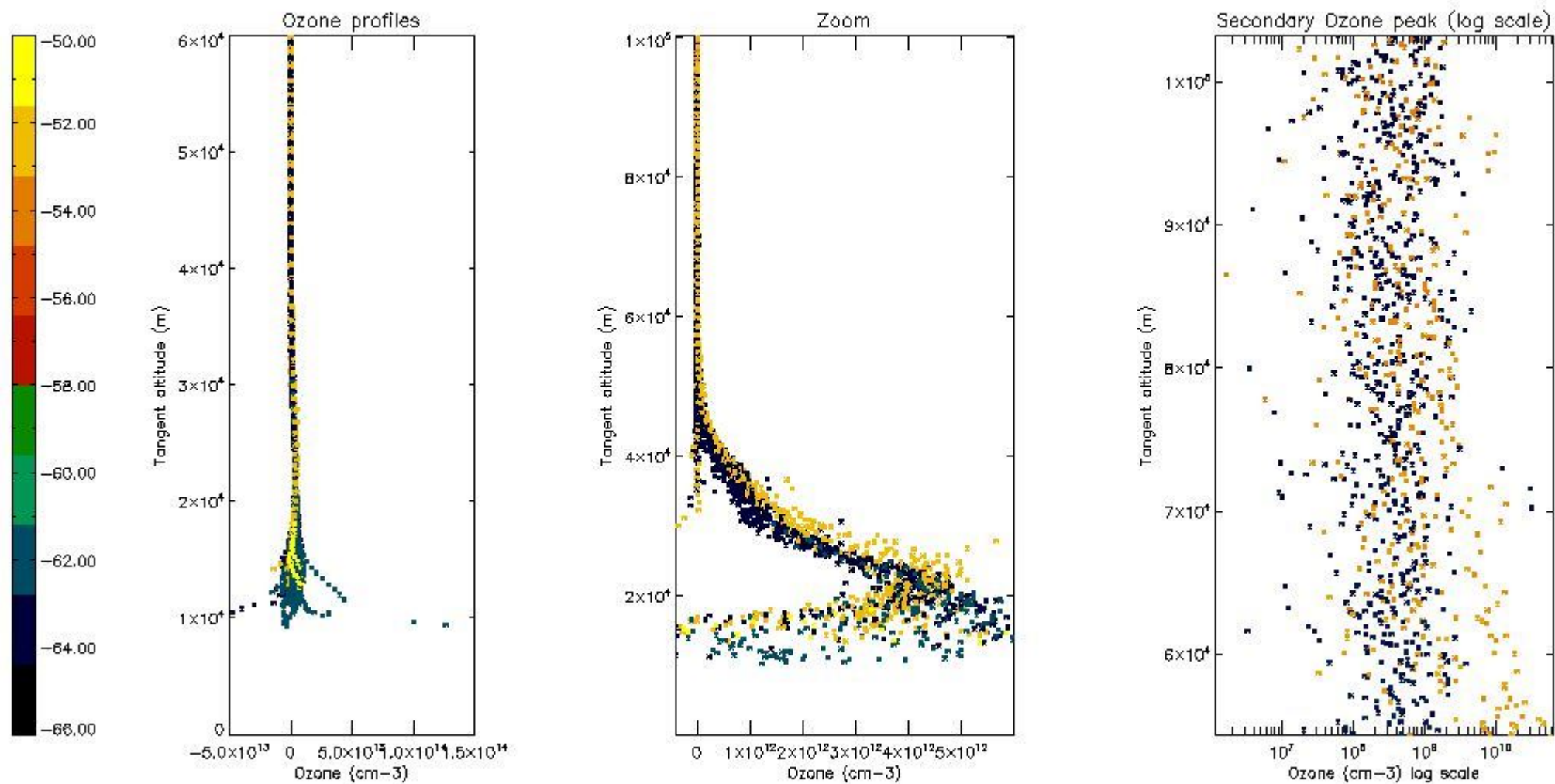
So, the table below shows the percentage of dark limb and valid observations for each criteria with respect to the overall valid daily observations.

Criteria	% of total production
All STD	22
STD < 20	5

STD < 10	1
STD < 5	0

5.2 Plot ozone profiles for all STD (dark without errors)

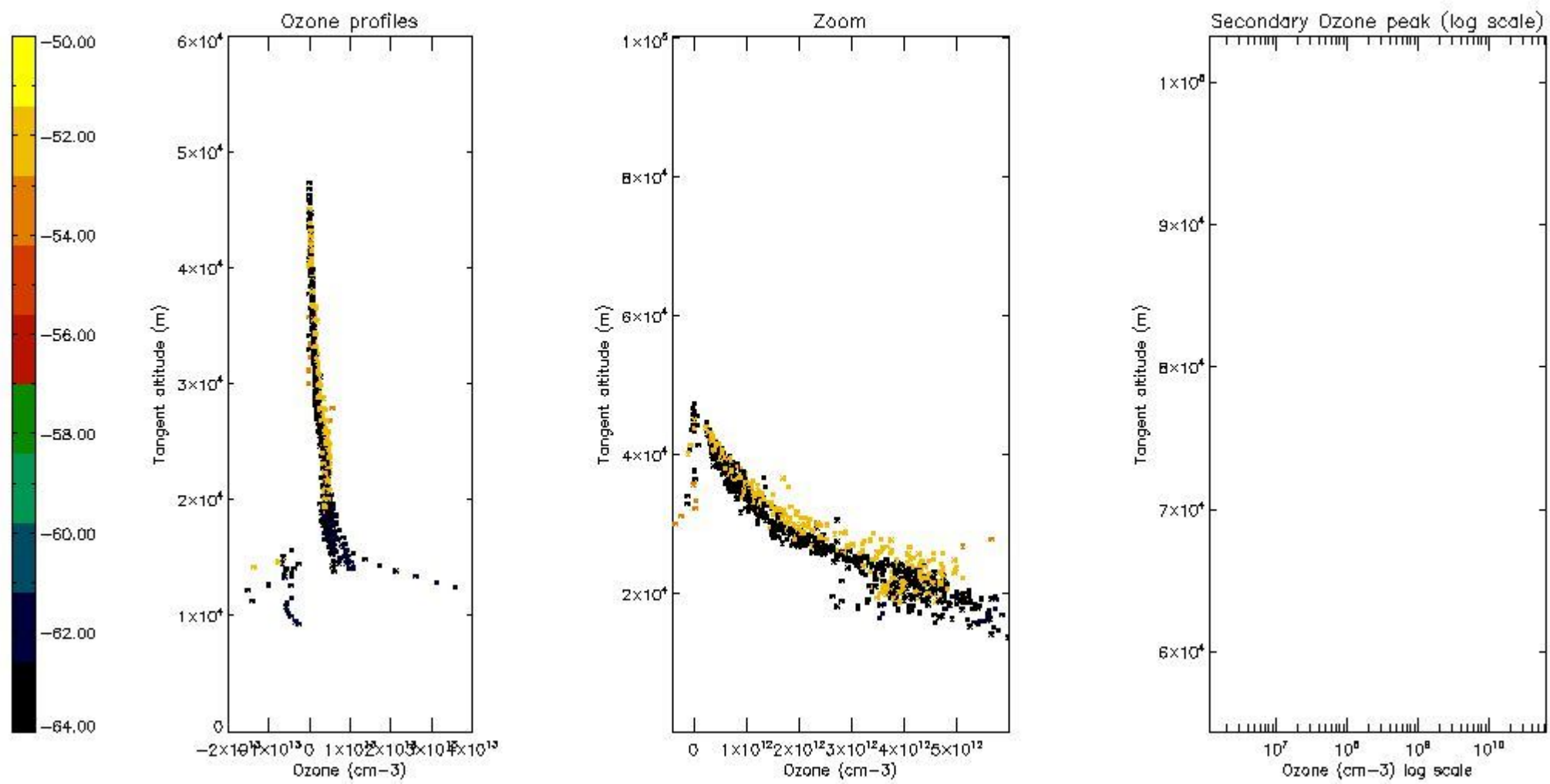
The colorbar represents the latitude.



5.3 Plot ozone profiles where STD < 20% (dark without errors)

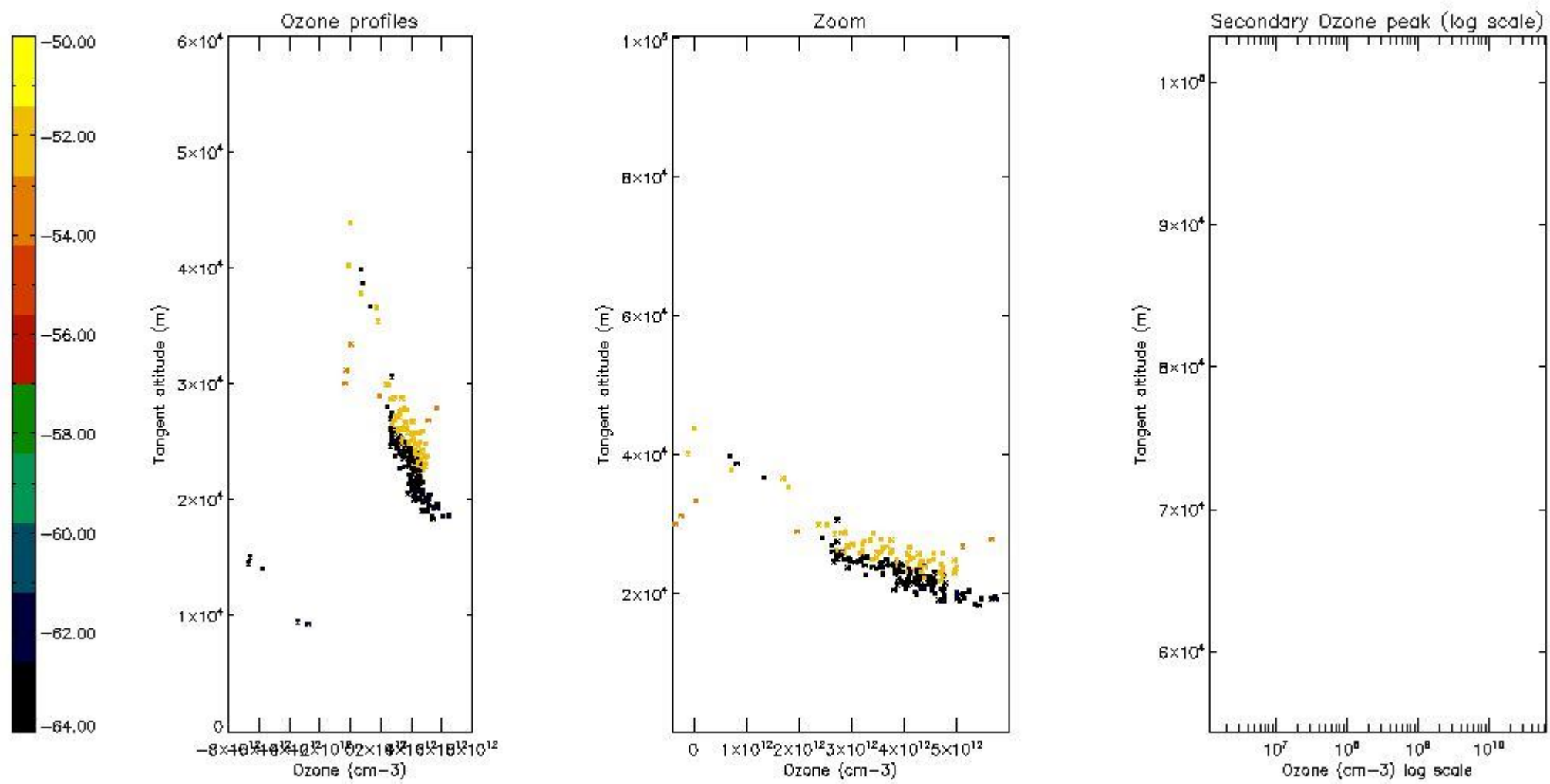
The colorbar represents the latitude.





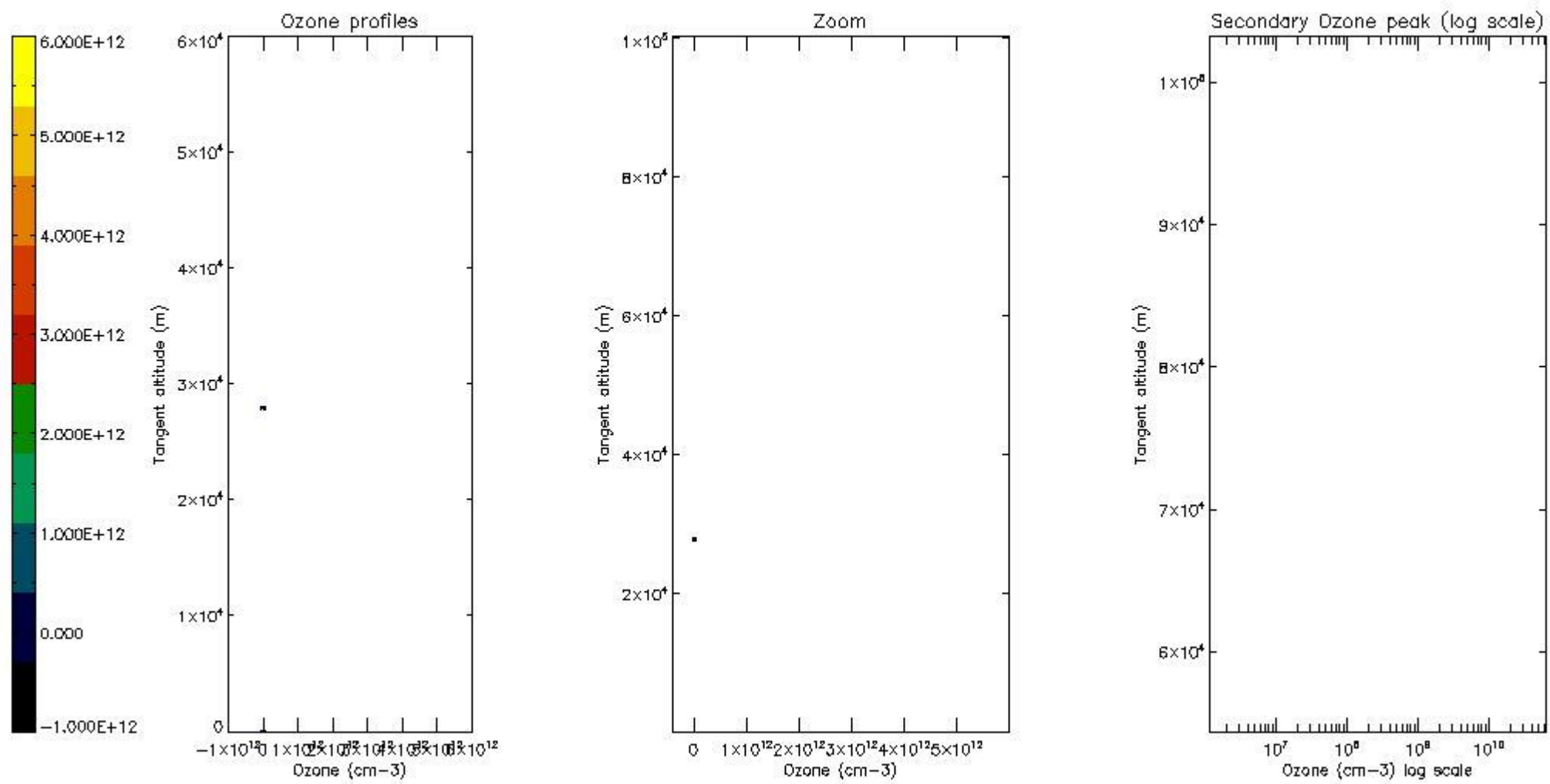
*5.4 Plot ozone profiles where STD < 10% (dark without errors)*

The colorbar represents the latitude.



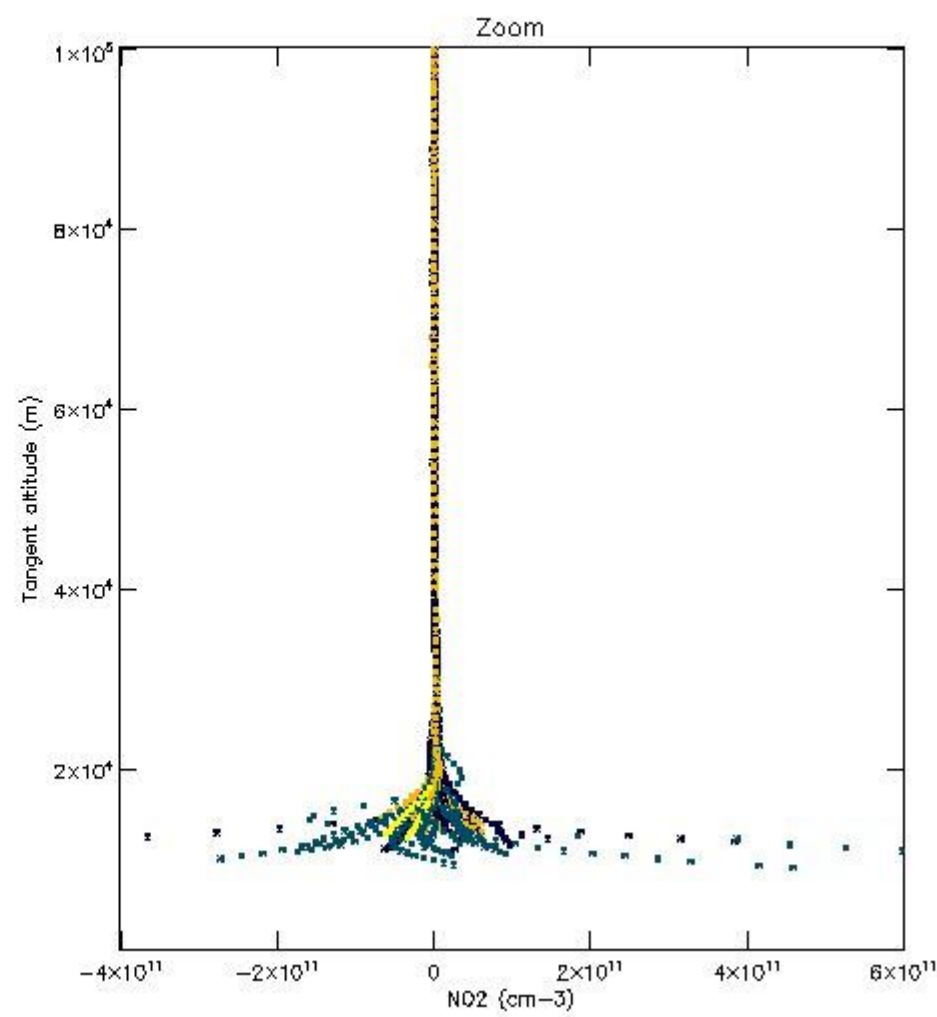
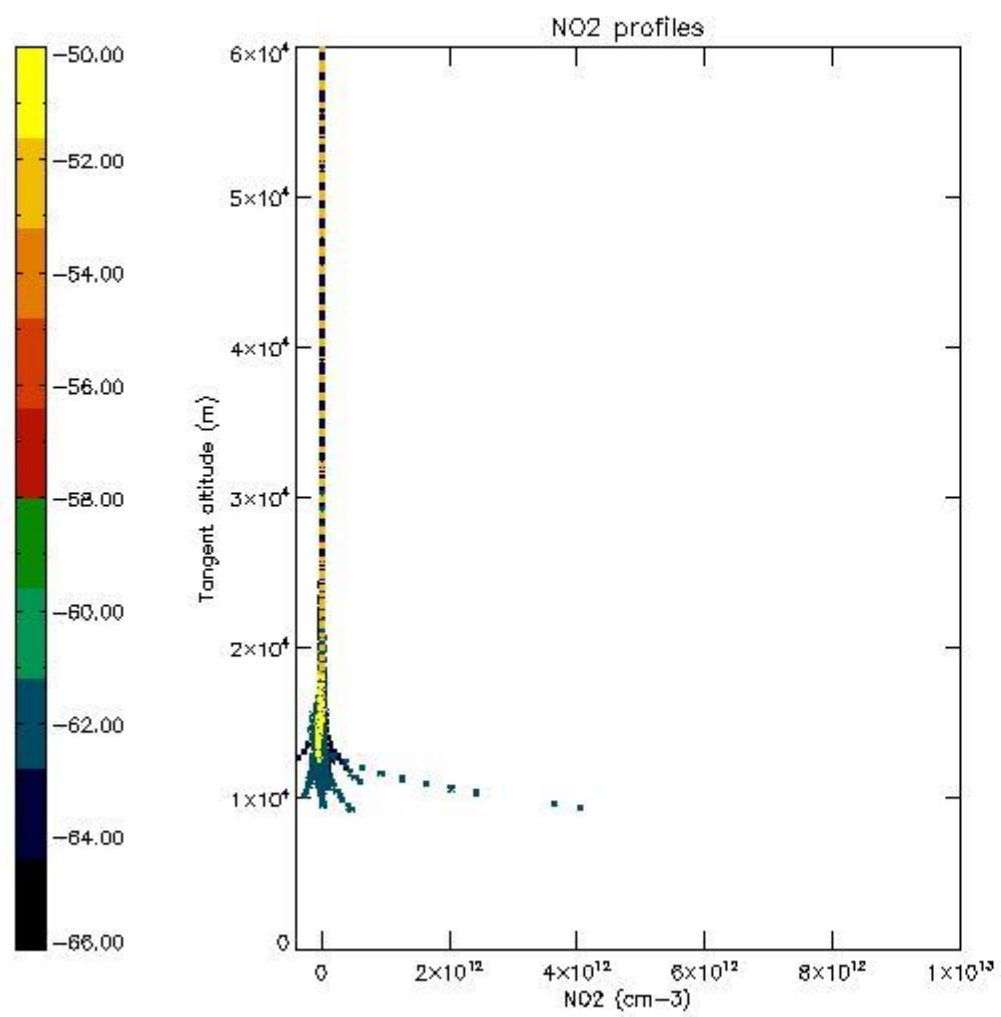
*5.5 Plot ozone profiles where  $STD < 5\%$  (dark without errors)*

The colorbar represents the latitude.



*5.6 Plot NO<sub>2</sub> profiles for all STD (dark without errors)*

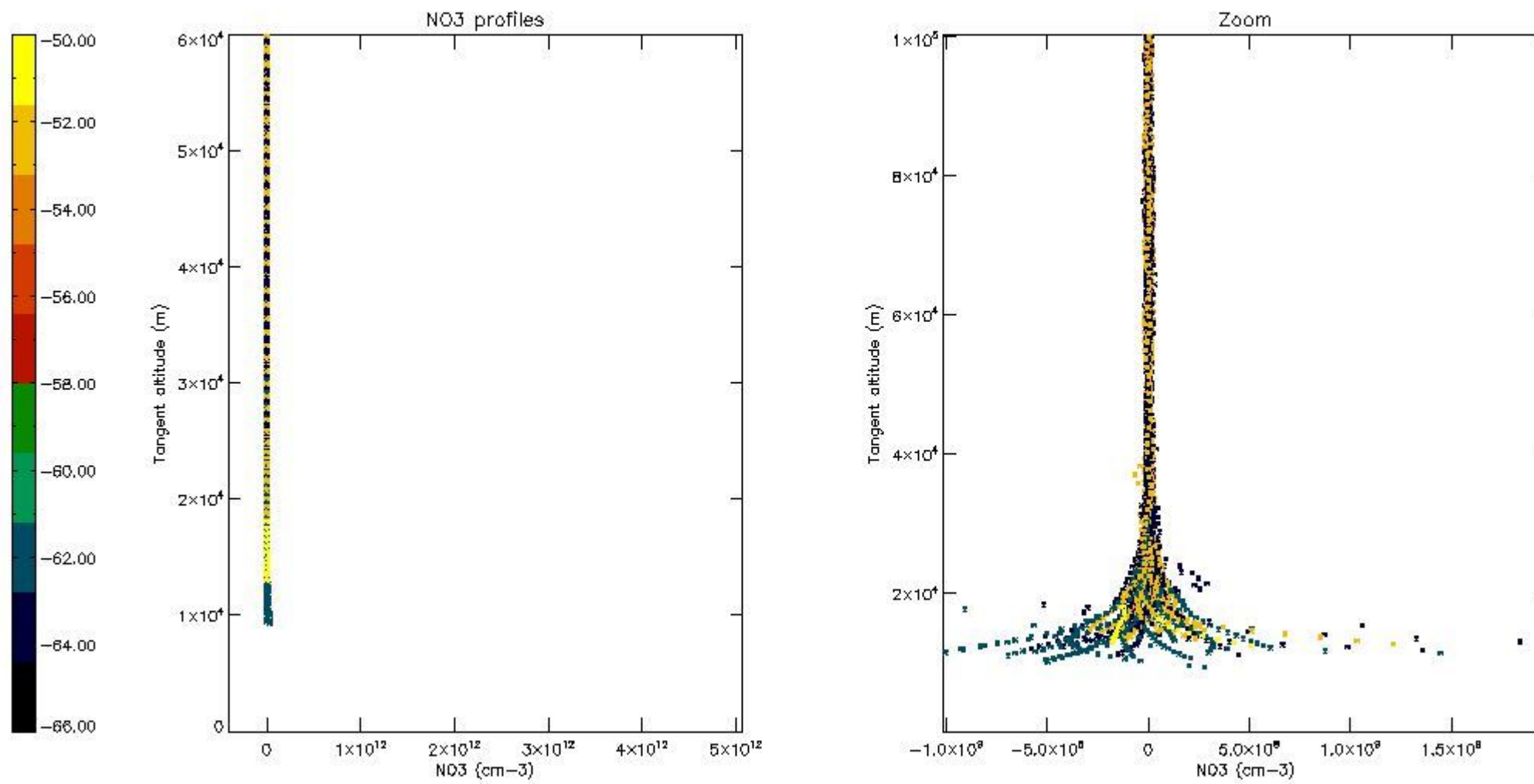
The colorbar represents the latitude.



*5.7 Plot NO3 profiles for all STD (dark without errors)*

The colorbar represents the latitude.





## 6. Auxiliary Data Files used for the production reported in section 2

The number reported in the third column indicates since which file (see list in section 2) the corresponding auxiliary file has been used. The fourth column is the date of those product files.

Type	Auxiliary Filename	Used since product	Used since product date
INST_PHYS_CHARACTERISTICS	GOM_INS_AXVIEC20091111_143220_20030716_120000_20500101_000000	1	23-APR-2009 00:03:28
LEVEL-2_PROC_CONFIG	GOM_PR2_AXVIEC20091111_152718_20020301_000000_20500101_000000	1	23-APR-2009 00:03:28
CROSS_SECTIONS_FILE	GOM_CRS_AXVIEC20091111_154832_20020301_000000_20500101_000000	1	23-APR-2009 00:03:28

# GOMOS Level 2 Daily Report

## SUMMARY

### [1. General Info](#)

### [2. Summary of processed GOM\\_NL\\_2P products](#)

### [3. Level 2 Quality information per product](#)

#### [3.1 Plot of level 2 quality information per product \(time dependant\)](#)

#### [3.2 Plot of level 2 quality information per product \(world map\)](#)

### [4. Level 1 Quality information per product \(stored on level 2 products\)](#)

#### [4.1 Plot of level 1 quality information per product \(time dependant\)](#)

##### [4.1.1 Plot of level 1 quality information per product \(time dependant\): ASCENDING](#)

##### [4.1.2 Plot of level 1 quality information per product \(time dependant\): DESCENDING](#)

#### [4.2 Plot of level 1 quality information per product \(world map\)](#)

##### [4.2.1 Plot of level 1 quality information per product \(world map\): ASCENDING](#)

##### [4.2.2 Plot of level 1 quality information per product \(world map\): DESCENDING](#)

### [5. Ozone profiles based on quality statistics and other trace gas profiles](#)

#### [5.1 Ozone statistics based on quality of products](#)

#### [5.2 Plot ozone profiles for all STD \(dark without errors\)](#)

#### [5.3 Plot ozone profiles where STD < 20% \(dark without errors\)](#)

#### [5.4. Plot ozone profiles where STD < 10% \(dark without errors\)](#)

#### [5.5. Plot ozone profiles where STD < 5% \(dark without errors\)](#)

#### [5.6 Plot NO2 profiles for all STD \(dark without errors\)](#)

#### [5.7 Plot NO3 profiles for all STD \(dark without errors\)](#)

#### [5.8 Plot H2O profiles \(only for occultations of stars 1,2,3,4,13,14,16,26,63 dark without errors\) for all STD](#)

### [6. Auxiliary Data Files used for the production reported in section 2](#)

This report presents the daily analysis on parameters extracted from GOMOS level 2 data (GOM\_NL\_\_2P). It is intended to monitor some important parameters that will impact the quality of these products. A list of level 2 products (and content) that have arrived during the reporting day to the PCF is also given.

Item	Value
Time of report generation	26APR2013 08:59:23
Data source version	GOMOS/6.01
Start time of products	23-04-2009 (23APR2009 00:00:00)
Stop time of products	24-04-2009 (24APR2009 00:00:00)
Store outputs in DB	Yes
Nb of level 2 prods	199
Nb of prods with errors	0

## 2. Summary of processed GOM\_NL\_\_2P products.

Nr	Filename	UTC Start time	Limb	Duration	Star Id	Star Name	Star Mag	Star Temp	Nb Meas	Orbit	Prod. error
1	GOM_NL__2PRFIN20090423_000328_000000502078_00231_37359_9533.N1	23-APR-2009 00:03:28	Bright	50.000	122	9Alp2Lib	2.7470	9700.0	100	37359	No
2	GOM_NL__2PRFIN20090423_001451_000000412078_00231_37359_9534.N1	23-APR-2009 00:14:51	Bright	41.000	111	8Eta Boo	2.6800	6000.0	82	37359	No
3	GOM_NL__2PRFIN20090423_001920_000000552078_00231_37359_9535.N1	23-APR-2009 00:19:20	Bright	54.500	83		2.3780	11000.	109	37359	No
4	GOM_NL__2PRFIN20090423_002210_000000442078_00231_37359_9536.N1	23-APR-2009 00:22:10	Bright	44.000	180	27Gam Boo	3.0400	8000.0	88	37359	No
5	GOM_NL__2PRFIN20090423_003154_000000452078_00231_37359_9537.N1	23-APR-2009 00:31:54	Bright	45.000	119	14Eta Dra	2.7270	4700.0	90	37359	No
6	GOM_NL__2PRFIN20090423_004128_000000402078_00231_37359_9538.N1	23-APR-2009 00:41:28	Bright	40.000	89	5Alp Cep	2.4510	8000.0	80	37359	No
7	GOM_NL__2PRFIN20090423_004644_000000532078_00231_37359_9539.N1	23-APR-2009 00:46:44	Bright	52.500	19	50Alp Cyg	1.2460	10500.	105	37359	No
8	GOM_NL__2PRFIN20090423_005943_000000582078_00231_37359_9540.N1	23-APR-2009 00:59:43	Dark	57.500	61	8Eps Peg	2.1000	3900.0	115	37359	No
9	GOM_NL__2PRFIN20090423_010515_000000532078_00231_37359_9541.N1	23-APR-2009 01:05:15	Dark	52.500	154	22Bet Aqr	2.8990	5700.0	105	37359	No
10	GOM_NL__2PRFIN20090423_012827_000000632078_00232_37360_9546.N1	23-APR-2009 01:28:27	Straylight	62.500	40	The Sco	1.8590	7100.0	125	37360	No
11	GOM_NL__2PRFIN20090423_012959_000000662078_00232_37360_9547.N1	23-APR-2009 01:29:59	Straylight	65.500	25	35Lam Sco	1.6200	28000.	131	37360	No
12	GOM_NL__2PRFIN20090423_013334_000000672078_00232_37360_9548.N1	23-APR-2009 01:33:34	Straylight	67.000	75	26Eps Sco	2.2910	4250.0	134	37360	No
13	GOM_NL__2PRFIN20090423_013858_000000282078_00232_37360_9549.N1	23-APR-2009 01:38:58	Tw_i_and_stray	28.000	158	6Pi Sco	2.9060	28000.	56	37360	No
14	GOM_NL__2PRFIN20090423_014405_000000502078_00232_37360_9550.N1	23-APR-2009 01:44:05	Bright	49.500	122	9Alp2Lib	2.7470	9700.0	99	37360	No
15	GOM_NL__2PRFIN20090423_015527_000000412078_00232_37360_9551.N1	23-APR-2009 01:55:27	Bright	41.000	111	8Eta Boo	2.6800	6000.0	82	37360	No
16	GOM_NL__2PRFIN20090423_015955_000000502078_00232_37360_9552.N1	23-APR-2009 01:59:55	Bright	50.000	83		2.3780	11000.	100	37360	No
17	GOM_NL__2PRFIN20090423_020245_000000452078_00232_37360_9553.N1	23-APR-2009 02:02:45	Bright	44.500	180	27Gam Boo	3.0400	8000.0	89	37360	No
18	GOM_NL__2PRFIN20090423_021230_000000452078_00232_37360_9554.N1	23-APR-2009 02:12:30	Bright	45.000	119	14Eta Dra	2.7270	4700.0	90	37360	No
19	GOM_NL__2PRFIN20090423_022204_000000382078_00232_37360_9555.N1	23-APR-2009 02:22:04	Bright	37.500	89	5Alp Cep	2.4510	8000.0	75	37360	No
20	GOM_NL__2PRFIN20090423_022720_000000552078_00232_37360_9556.N1	23-APR-2009 02:27:20	Bright	54.500	19	50Alp Cyg	1.2460	10500.	109	37360	No
21	GOM_NL__2PRFIN20090423_024020_000000562078_00232_37360_9557.N1	23-APR-2009 02:40:20	Dark	56.000	61	8Eps Peg	2.1000	3900.0	112	37360	No
22	GOM_NL__2PRFIN20090423_024248_000000492078_00232_37360_9558.N1	23-APR-2009 02:42:48	Dark	49.000	162	34Alp Aqr	2.9440	5350.0	98	37360	No
23	GOM_NL__2PRFIN20090423_024551_000000532078_00232_37360_9559.N1	23-APR-2009 02:45:51	Dark	52.500	154	22Bet Aqr	2.8990	5700.0	105	37360	No
24	GOM_NL__2PRFIN20090423_030903_000000662078_00233_37361_9560.N1	23-APR-2009 03:09:03	Straylight	66.000	40	The Sco	1.8590	7100.0	132	37361	No
25	GOM_NL__2PRFIN20090423_031036_000000582078_00233_37361_9561.N1	23-APR-2009 03:10:36	Straylight	58.000	25	35Lam Sco	1.6200	28000.	116	37361	No
26	GOM_NL__2PRFIN20090423_031411_000000652078_00233_37361_9562.N1	23-APR-2009 03:14:11	Straylight	64.500	75	26Eps Sco	2.2910	4250.0	129	37361	No
27	GOM_NL__2PRFIN20090423_031934_000000282078_00233_37361_9563.N1	23-APR-2009 03:19:34	Tw_i_and_stray	28.000	158	6Pi Sco	2.9060	28000.	56	37361	No
28	GOM_NL__2PRFIN20090423_032440_000000522078_00233_37361_9564.N1	23-APR-2009 03:24:40	Bright	51.500	122	9Alp2Lib	2.7470	9700.0	103	37361	No
29	GOM_NL__2PRFIN20090423_033603_000000422078_00233_37361_9565.N1	23-APR-2009 03:36:03	Bright	41.500	111	8Eta Boo	2.6800	6000.0	83	37361	No
30	GOM_NL__2PRFIN20090423_034030_000000522078_00233_37361_9566.N1	23-APR-2009 03:40:30	Bright	51.500	83		2.3780	11000.	103	37361	No
31	GOM_NL__2PRFIN20090423_034320_000000672078_00233_37361_9567.N1	23-APR-2009 03:43:20	Bright	67.000	180	27Gam Boo	3.0400	8000.0	134	37361	No
32	GOM_NL__2PRFIN20090423_035305_000000452078_00233_37361_9568.N1	23-APR-2009 03:53:05	Bright	44.500	119	14Eta Dra	2.7270	4700.0	89	37361	No
33	GOM_NL__2PRFIN20090423_040239_000000412078_00233_37361_9569.N1	23-APR-2009 04:02:39	Bright	40.500	89	5Alp Cep	2.4510	8000.0	81	37361	No
34	GOM_NL__2PRFIN20090423_040756_000000562078_00233_37361_9570.N1	23-APR-2009 04:07:56	Bright	56.000	19	50Alp Cyg	1.2460	10500.	112	37361	No
35	GOM_NL__2PRFIN20090423_042056_000000572078_00233_37361_9571.N1	23-APR-2009 04:20:56	Dark	56.500	61	8Eps Peg	2.1000	3900.0	113	37361	No
36	GOM_NL__2PRFIN20090423_042324_000000482078_00233_37361_9572.N1	23-APR-2009 04:23:24	Dark	48.000	162	34Alp Aqr	2.9440	5350.0	96	37361	No
37	GOM_NL__2PRFIN20090423_042628_000000512078_00233_37361_9573.N1	23-APR-2009 04:26:28	Dark	51.000	154	22Bet Aqr	2.8990	5700.0	102	37361	No
38	GOM_NL__2PRFIN20090423_044941_000000562078_00234_37362_9574.N1	23-APR-2009 04:49:41	Straylight	56.000	40	The Sco	1.8590	7100.0	112	37362	No
39	GOM_NL__2PRFIN20090423_045114_000000632078_00234_37362_9575.N1	23-APR-2009 04:51:14	Straylight	62.500	25	35Lam Sco	1.6200	28000.	125	37362	No
40	GOM_NL__2PRFIN20090423_045448_000000662078_00234_37362_9576.N1	23-APR-2009 04:54:48	Straylight	65.500	75	26Eps Sco	2.2910	4250.0	131	37362	No
41	GOM_NL__2PRFIN20090423_050011_000000322078_00234_37362_9577.N1	23-APR-2009 05:00:11	Tw_i_and_stray	32.000	158	6Pi Sco	2.9060	28000.	64	37362	No
42	GOM_NL__2PRFIN20090423_050517_000000512078_00234_37362_9578.N1	23-APR-2009 05:05:17	Bright	50.500	122	9Alp2Lib	2.7470	9700.0	101	37362	No

43	GOM_NL__2PRFIN20090423_051638_000000432078_00234_37362_9579.N1	23-APR-2009 05:16:38	Bright	42.500	111	8Eta Boo	2.6800	6000.0	85	37362	No
44	GOM_NL__2PRFIN20090423_052105_000000532078_00234_37362_9580.N1	23-APR-2009 05:21:05	Bright	52.500	83		2.3780	11000.	105	37362	No
45	GOM_NL__2PRFIN20090423_052356_000000452078_00234_37362_9581.N1	23-APR-2009 05:23:56	Bright	44.500	180	27Gam Boo	3.0400	8000.0	89	37362	No
46	GOM_NL__2PRFIN20090423_053340_000000432078_00234_37362_9582.N1	23-APR-2009 05:33:40	Bright	42.500	119	14Eta Dra	2.7270	4700.0	85	37362	No
47	GOM_NL__2PRFIN20090423_054315_000000422078_00234_37362_9583.N1	23-APR-2009 05:43:15	Bright	41.500	89	5Alp Cep	2.4510	8000.0	83	37362	No
48	GOM_NL__2PRFIN20090423_054831_000000492078_00234_37362_9584.N1	23-APR-2009 05:48:31	Bright	49.000	19	50Alp Cyg	1.2460	10500.	98	37362	No
49	GOM_NL__2PRFIN20090423_060133_000000482078_00234_37362_9585.N1	23-APR-2009 06:01:33	Dark	47.500	61	8Eps Peg	2.1000	3900.0	95	37362	No
50	GOM_NL__2PRFIN20090423_060401_000000452078_00234_37362_9586.N1	23-APR-2009 06:04:01	Dark	44.500	162	34Alp Aqr	2.9440	5350.0	89	37362	No
51	GOM_NL__2PRFIN20090423_060705_000000542078_00234_37362_9587.N1	23-APR-2009 06:07:05	Dark	54.000	154	22Bet Aqr	2.8990	5700.0	108	37362	No
52	GOM_NL__2PRFIN20090423_063017_000000542078_00235_37363_9589.N1	23-APR-2009 06:30:17	Straylight	54.000	40	The Sco	1.8590	7100.0	108	37363	No
53	GOM_NL__2PRFIN20090423_063151_000000652078_00235_37363_9590.N1	23-APR-2009 06:31:51	Straylight	65.000	25	35Lam Sco	1.6200	28000.	130	37363	No
54	GOM_NL__2PRFIN20090423_063525_000000652078_00235_37363_9591.N1	23-APR-2009 06:35:25	Straylight	64.500	75	26Eps Sco	2.2910	4250.0	129	37363	No
55	GOM_NL__2PRFIN20090423_064048_000000322078_00235_37363_9592.N1	23-APR-2009 06:40:48	Tw_i_and_stray	32.000	158	6Pi Sco	2.9060	28000.	64	37363	No
56	GOM_NL__2PRFIN20090423_064553_000000512078_00235_37363_9593.N1	23-APR-2009 06:45:53	Bright	50.500	122	9Alp2Lib	2.7470	9700.0	101	37363	No
57	GOM_NL__2PRFIN20090423_065714_000000422078_00235_37363_9594.N1	23-APR-2009 06:57:14	Bright	41.500	111	8Eta Boo	2.6800	6000.0	83	37363	No
58	GOM_NL__2PRFIN20090423_070140_000000522078_00235_37363_9595.N1	23-APR-2009 07:01:40	Bright	51.500	83		2.3780	11000.	103	37363	No
59	GOM_NL__2PRFIN20090423_070431_000000442078_00235_37363_9596.N1	23-APR-2009 07:04:31	Bright	44.000	180	27Gam Boo	3.0400	8000.0	88	37363	No
60	GOM_NL__2PRFIN20090423_071416_000000452078_00235_37363_9597.N1	23-APR-2009 07:14:16	Bright	44.500	119	14Eta Dra	2.7270	4700.0	89	37363	No
61	GOM_NL__2PRFIN20090423_072351_000000552078_00235_37363_9598.N1	23-APR-2009 07:23:51	Bright	54.500	89	5Alp Cep	2.4510	8000.0	109	37363	No
62	GOM_NL__2PRFIN20090423_072907_000000522078_00235_37363_9599.N1	23-APR-2009 07:29:07	Bright	52.000	19	50Alp Cyg	1.2460	10500.	104	37363	No
63	GOM_NL__2PRFIN20090423_074210_000000572078_00235_37363_9600.N1	23-APR-2009 07:42:10	Dark	56.500	61	8Eps Peg	2.1000	3900.0	113	37363	No
64	GOM_NL__2PRFIN20090423_074437_000000342078_00235_37363_9601.N1	23-APR-2009 07:44:37	Dark	34.000	162	34Alp Aqr	2.9440	5350.0	68	37363	No
65	GOM_NL__2PRFIN20090423_074742_000000532078_00235_37363_9602.N1	23-APR-2009 07:47:42	Dark	52.500	154	22Bet Aqr	2.8990	5700.0	105	37363	No
66	GOM_NL__2PRFIN20090423_081054_000000562078_00236_37364_9603.N1	23-APR-2009 08:10:54	Straylight	55.500	40	The Sco	1.8590	7100.0	111	37364	No
67	GOM_NL__2PRFIN20090423_081228_000000642078_00236_37364_9604.N1	23-APR-2009 08:12:28	Straylight	63.500	25	35Lam Sco	1.6200	28000.	127	37364	No
68	GOM_NL__2PRFIN20090423_081602_000000632078_00236_37364_9605.N1	23-APR-2009 08:16:02	Straylight	62.500	75	26Eps Sco	2.2910	4250.0	125	37364	No
69	GOM_NL__2PRFIN20090423_082124_000000362078_00236_37364_9606.N1	23-APR-2009 08:21:24	Tw_i_and_stray	36.000	158	6Pi Sco	2.9060	28000.	72	37364	No
70	GOM_NL__2PRFIN20090423_082629_000000512078_00236_37364_9607.N1	23-APR-2009 08:26:29	Bright	51.000	122	9Alp2Lib	2.7470	9700.0	102	37364	No
71	GOM_NL__2PRFIN20090423_083749_000000422078_00236_37364_9608.N1	23-APR-2009 08:37:49	Bright	42.000	111	8Eta Boo	2.6800	6000.0	84	37364	No
72	GOM_NL__2PRFIN20090423_084216_000000532078_00236_37364_9609.N1	23-APR-2009 08:42:16	Bright	53.000	83		2.3780	11000.	106	37364	No
73	GOM_NL__2PRFIN20090423_084506_000000462078_00236_37364_9610.N1	23-APR-2009 08:45:06	Bright	45.500	180	27Gam Boo	3.0400	8000.0	91	37364	No
74	GOM_NL__2PRFIN20090423_085451_000000472078_00236_37364_9611.N1	23-APR-2009 08:54:51	Bright	46.500	119	14Eta Dra	2.7270	4700.0	93	37364	No
75	GOM_NL__2PRFIN20090423_090427_000000402078_00236_37364_9612.N1	23-APR-2009 09:04:27	Bright	40.000	89	5Alp Cep	2.4510	8000.0	80	37364	No
76	GOM_NL__2PRFIN20090423_090943_000000572078_00236_37364_9613.N1	23-APR-2009 09:09:43	Bright	56.500	19	50Alp Cyg	1.2460	10500.	113	37364	No
77	GOM_NL__2PRFIN20090423_092246_000000572078_00236_37364_9614.N1	23-APR-2009 09:22:46	Dark	56.500	61	8Eps Peg	2.1000	3900.0	113	37364	No
78	GOM_NL__2PRFIN20090423_092514_000000512078_00236_37364_9615.N1	23-APR-2009 09:25:14	Dark	50.500	162	34Alp Aqr	2.9440	5350.0	101	37364	No
79	GOM_NL__2PRFIN20090423_092819_000000542078_00236_37364_9616.N1	23-APR-2009 09:28:19	Dark	53.500	154	22Bet Aqr	2.8990	5700.0	107	37364	No
80	GOM_NL__2PRFIN20090423_095131_000000552078_00237_37365_9625.N1	23-APR-2009 09:51:31	Straylight	54.500	40	The Sco	1.8590	7100.0	109	37365	No
81	GOM_NL__2PRFIN20090423_095305_000000602078_00237_37365_9626.N1	23-APR-2009 09:53:05	Straylight	60.000	25	35Lam Sco	1.6200	28000.	120	37365	No
82	GOM_NL__2PRFIN20090423_095639_000000632078_00237_37365_9627.N1	23-APR-2009 09:56:39	Straylight	63.000	75	26Eps Sco	2.2910	4250.0	126	37365	No
83	GOM_NL__2PRFIN20090423_100200_000000362078_00237_37365_9628.N1	23-APR-2009 10:02:00	Tw_i_and_stray	36.000	158	6Pi Sco	2.9060	28000.	72	37365	No
84	GOM_NL__2PRFIN20090423_100705_000000512078_00237_37365_9629.N1	23-APR-2009 10:07:05	Bright	51.000	122	9Alp2Lib	2.7470	9700.0	102	37365	No
85	GOM_NL__2PRFIN20090423_101825_000000412078_00237_37365_9630.N1	23-APR-2009 10:18:25	Bright	41.000	111	8Eta Boo	2.6800	6000.0	82	37365	No
86	GOM_NL__2PRFIN20090423_102251_000000522078_00237_37365_9631.N1	23-APR-2009 10:22:51	Bright	52.000	83		2.3780	11000.	104	37365	No
87	GOM_NL__2PRFIN20090423_102541_000000432078_00237_37365_9632.N1	23-APR-2009 10:25:41	Bright	43.000	180	27Gam Boo	3.0400	8000.0	86	37365	No
88	GOM_NL__2PRFIN20090423_103526_000000442078_00237_37365_9633.N1	23-APR-2009 10:35:26	Bright	43.500	119	14Eta Dra	2.7270	4700.0	87	37365	No
89	GOM_NL__2PRFIN20090423_104502_000000402078_00237_37365_9634.N1	23-APR-2009 10:45:02	Bright	39.500	89	5Alp Cep	2.4510	8000.0	79	37365	No
90	GOM_NL__2PRFIN20090423_105019_000000532078_00237_37365_9635.N1	23-APR-2009 10:50:19	Bright	52.500	19	50Alp Cyg	1.2460	10500.	105	37365	No
91	GOM_NL__2PRFIN20090423_110323_000000582078_00237_37365_9636.N1	23-APR-2009 11:03:23	Dark	57.500	61	8Eps Peg	2.1000	3900.0	115	37365	No
92	GOM_NL__2PRFIN20090423_110550_000000472078_00237_37365_9637.N1	23-APR-2009 11:05:50	Dark	47.000	162	34Alp Aqr	2.9440	5350.0	94	37365	No
93	GOM_NL__2PRFIN20090423_110855_000000552078_00237_37365_9638.N1	23-APR-2009 11:08:55	Dark	54.500	154	22Bet Aqr	2.8990	5700.0	109	37365	No
94	GOM_NL__2PRFIN20090423_113208_000000542078_00238_37366_9639.N1	23-APR-2009 11:32:08	Straylight	53.500	40	The Sco	1.8590	7100.0	107	37366	No
95	GOM_NL__2PRFIN20090423_113342_000000672078_00238_37366_9640.N1	23-APR-2009 11:33:42	Straylight	67.000	25	35Lam Sco	1.6200	28000.	134	37366	No
96	GOM_NL__2PRFIN20090423_113715_000000632078_00238_37366_9641.N1	23-APR-2009 11:37:15	Straylight	63.000	75	26Eps Sco	2.2910	4250.0	126	37366	No
97	GOM_NL__2PRFIN20090423_114237_000000402078_00238_37366_9642.N1	23-APR-2009 11:42:37	Tw_i_and_stray	40.000	158	6Pi Sco	2.9060	28000.	80	37366	No
98	GOM_NL__2PRFIN20090423_114741_000000502078_00238_37366_9643.N1	23-APR-2009 11:47:41	Bright	49.500	122	9Alp2Lib	2.7470	9700.0	99	37366	No
99	GOM_NL__2PRFIN20090423_115901_000000412078_00238_37366_9644.N1	23-APR-2009 11:59:01	Bright	40.500	111	8Eta Boo	2.6800	6000.0	81	37366	No
100	GOM_NL__2PRFIN20090423_120326_000000512078_00238_37366_9645.N1	23-APR-2009 12:03:26	Bright	50.500	83		2.3780	11000.	101	37366	No
101	GOM_NL__2PRFIN20090423_120616_000000452078_00238_37366_9646.N1	23-APR-2009 12:06:16	Bright	44.500	180	27Gam Boo	3.0400	8000.0	89	37366	No



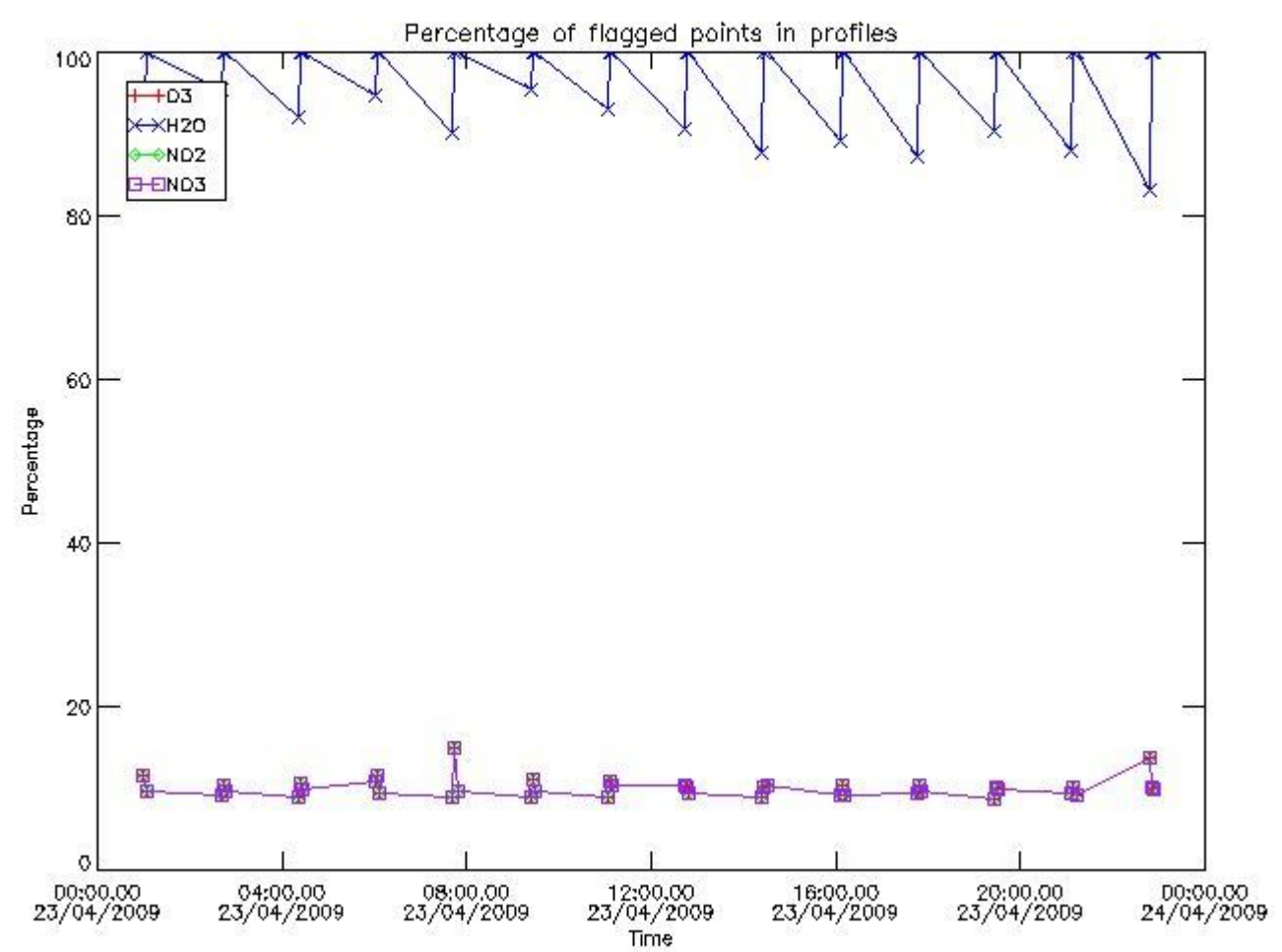
102	GOM_NL__2PRFIN20090423_121601_000000472078_00238_37366_9647.N1	23-APR-2009 12:16:01	Bright	47.000	119	14Eta Dra	2.7270	4700.0	94	37366	No
103	GOM_NL__2PRFIN20090423_122538_000000402078_00238_37366_9648.N1	23-APR-2009 12:25:38	Bright	39.500	89	5Alp Cep	2.4510	8000.0	79	37366	No
104	GOM_NL__2PRFIN20090423_123054_000000562078_00238_37366_9649.N1	23-APR-2009 12:30:54	Bright	55.500	19	50Alp Cyg	1.2460	10500.	111	37366	No
105	GOM_NL__2PRFIN20090423_124359_000000602078_00238_37366_9650.N1	23-APR-2009 12:43:59	Dark	59.500	61	8Eps Peg	2.1000	3900.0	119	37366	No
106	GOM_NL__2PRFIN20090423_124627_000000502078_00238_37366_9651.N1	23-APR-2009 12:46:27	Dark	50.000	162	34Alp Aqr	2.9440	5350.0	100	37366	No
107	GOM_NL__2PRFIN20090423_124932_000000552078_00238_37366_9652.N1	23-APR-2009 12:49:32	Dark	54.500	154	22Bet Aqr	2.8990	5700.0	109	37366	No
108	GOM_NL__2PRFIN20090423_131245_000000662078_00239_37367_9693.N1	23-APR-2009 13:12:45	Straylight	65.500	40	The Sco	1.8590	7100.0	131	37367	No
109	GOM_NL__2PRFIN20090423_131419_000000652078_00239_37367_9694.N1	23-APR-2009 13:14:19	Straylight	65.000	25	35Lam Sco	1.6200	28000.	130	37367	No
110	GOM_NL__2PRFIN20090423_131752_000000612078_00239_37367_9695.N1	23-APR-2009 13:17:52	Straylight	61.000	75	26Eps Sco	2.2910	4250.0	122	37367	No
111	GOM_NL__2PRFIN20090423_132313_000000402078_00239_37367_9696.N1	23-APR-2009 13:23:13	Twi_and_stray	39.500	158	6Pi Sco	2.9060	28000.	79	37367	No
112	GOM_NL__2PRFIN20090423_132817_000000482078_00239_37367_9697.N1	23-APR-2009 13:28:17	Bright	48.000	122	9Alp2Lib	2.7470	9700.0	96	37367	No
113	GOM_NL__2PRFIN20090423_133936_000000402078_00239_37367_9698.N1	23-APR-2009 13:39:36	Bright	40.000	111	8Eta Boo	2.6800	6000.0	80	37367	No
114	GOM_NL__2PRFIN20090423_134401_000000492078_00239_37367_9699.N1	23-APR-2009 13:44:01	Bright	48.500	83		2.3780	11000.	97	37367	No
115	GOM_NL__2PRFIN20090423_134652_000000452078_00239_37367_9700.N1	23-APR-2009 13:46:52	Bright	45.000	180	27Gam Boo	3.0400	8000.0	90	37367	No
116	GOM_NL__2PRFIN20090423_135636_000000432078_00239_37367_9701.N1	23-APR-2009 13:56:36	Bright	43.000	119	14Eta Dra	2.7270	4700.0	86	37367	No
117	GOM_NL__2PRFIN20090423_140614_000000342078_00239_37367_9702.N1	23-APR-2009 14:06:14	Bright	34.000	89	5Alp Cep	2.4510	8000.0	68	37367	No
118	GOM_NL__2PRFIN20090423_141130_000000412078_00239_37367_9703.N1	23-APR-2009 14:11:30	Bright	41.000	19	50Alp Cyg	1.2460	10500.	82	37367	No
119	GOM_NL__2PRFIN20090423_142436_000000572078_00239_37367_9704.N1	23-APR-2009 14:24:36	Dark	57.000	61	8Eps Peg	2.1000	3900.0	114	37367	No
120	GOM_NL__2PRFIN20090423_142703_000000502078_00239_37367_9705.N1	23-APR-2009 14:27:03	Dark	50.000	162	34Alp Aqr	2.9440	5350.0	100	37367	No
121	GOM_NL__2PRFIN20090423_143009_000000542078_00239_37367_9706.N1	23-APR-2009 14:30:09	Dark	53.500	154	22Bet Aqr	2.8990	5700.0	107	37367	No
122	GOM_NL__2PRFIN20090423_145322_000000522078_00240_37368_9707.N1	23-APR-2009 14:53:22	Straylight	51.500	40	The Sco	1.8590	7100.0	103	37368	No
123	GOM_NL__2PRFIN20090423_145456_000000602078_00240_37368_9708.N1	23-APR-2009 14:54:56	Straylight	60.000	25	35Lam Sco	1.6200	28000.	120	37368	No
124	GOM_NL__2PRFIN20090423_145829_000000682078_00240_37368_9709.N1	23-APR-2009 14:58:29	Straylight	67.500	75	26Eps Sco	2.2910	4250.0	135	37368	No
125	GOM_NL__2PRFIN20090423_150350_000000442078_00240_37368_9710.N1	23-APR-2009 15:03:50	Twi_and_stray	44.000	158	6Pi Sco	2.9060	28000.	88	37368	No
126	GOM_NL__2PRFIN20090423_150853_000000472078_00240_37368_9711.N1	23-APR-2009 15:08:53	Bright	47.000	122	9Alp2Lib	2.7470	9700.0	94	37368	No
127	GOM_NL__2PRFIN20090423_152012_000000412078_00240_37368_9712.N1	23-APR-2009 15:20:12	Bright	41.000	111	8Eta Boo	2.6800	6000.0	82	37368	No
128	GOM_NL__2PRFIN20090423_152436_000000512078_00240_37368_9713.N1	23-APR-2009 15:24:36	Bright	51.000	83		2.3780	11000.	102	37368	No
129	GOM_NL__2PRFIN20090423_152727_000000452078_00240_37368_9714.N1	23-APR-2009 15:27:27	Bright	45.000	180	27Gam Boo	3.0400	8000.0	90	37368	No
130	GOM_NL__2PRFIN20090423_153712_000000472078_00240_37368_9715.N1	23-APR-2009 15:37:12	Bright	46.500	119	14Eta Dra	2.7270	4700.0	93	37368	No
131	GOM_NL__2PRFIN20090423_154649_000000412078_00240_37368_9716.N1	23-APR-2009 15:46:49	Bright	40.500	89	5Alp Cep	2.4510	8000.0	81	37368	No
132	GOM_NL__2PRFIN20090423_155205_000000572078_00240_37368_9717.N1	23-APR-2009 15:52:05	Bright	56.500	19	50Alp Cyg	1.2460	10500.	113	37368	No
133	GOM_NL__2PRFIN20090423_160512_000000562078_00240_37368_9718.N1	23-APR-2009 16:05:12	Dark	55.500	61	8Eps Peg	2.1000	3900.0	111	37368	No
134	GOM_NL__2PRFIN20090423_160740_000000502078_00240_37368_9719.N1	23-APR-2009 16:07:40	Dark	49.500	162	34Alp Aqr	2.9440	5350.0	99	37368	No
135	GOM_NL__2PRFIN20090423_161046_000000552078_00240_37368_9720.N1	23-APR-2009 16:10:46	Dark	55.000	154	22Bet Aqr	2.8990	5700.0	110	37368	No
136	GOM_NL__2PRFIN20090423_163359_000000522078_00241_37369_9722.N1	23-APR-2009 16:33:59	Straylight	51.500	40	The Sco	1.8590	7100.0	103	37369	No
137	GOM_NL__2PRFIN20090423_163533_000000592078_00241_37369_9723.N1	23-APR-2009 16:35:33	Straylight	59.000	25	35Lam Sco	1.6200	28000.	118	37369	No
138	GOM_NL__2PRFIN20090423_163906_000000632078_00241_37369_9724.N1	23-APR-2009 16:39:06	Straylight	63.000	75	26Eps Sco	2.2910	4250.0	126	37369	No
139	GOM_NL__2PRFIN20090423_164426_000000442078_00241_37369_9725.N1	23-APR-2009 16:44:26	Twi_and_stray	44.000	158	6Pi Sco	2.9060	28000.	88	37369	No
140	GOM_NL__2PRFIN20090423_164929_000000472078_00241_37369_9726.N1	23-APR-2009 16:49:29	Bright	47.000	122	9Alp2Lib	2.7470	9700.0	94	37369	No
141	GOM_NL__2PRFIN20090423_170047_000000422078_00241_37369_9727.N1	23-APR-2009 17:00:47	Bright	42.000	111	8Eta Boo	2.6800	6000.0	84	37369	No
142	GOM_NL__2PRFIN20090423_170511_000000522078_00241_37369_9728.N1	23-APR-2009 17:05:11	Bright	52.000	83		2.3780	11000.	104	37369	No
143	GOM_NL__2PRFIN20090423_170803_000000462078_00241_37369_9729.N1	23-APR-2009 17:08:03	Bright	45.500	180	27Gam Boo	3.0400	8000.0	91	37369	No
144	GOM_NL__2PRFIN20090423_171747_000000452078_00241_37369_9730.N1	23-APR-2009 17:17:47	Bright	45.000	119	14Eta Dra	2.7270	4700.0	90	37369	No
145	GOM_NL__2PRFIN20090423_172725_000000412078_00241_37369_9731.N1	23-APR-2009 17:27:25	Bright	41.000	89	5Alp Cep	2.4510	8000.0	82	37369	No
146	GOM_NL__2PRFIN20090423_173241_000000752078_00241_37369_9732.N1	23-APR-2009 17:32:41	Bright	75.000	19	50Alp Cyg	1.2460	10500.	150	37369	No
147	GOM_NL__2PRFIN20090423_174549_000000602078_00241_37369_9733.N1	23-APR-2009 17:45:49	Dark	59.500	61	8Eps Peg	2.1000	3900.0	119	37369	No
148	GOM_NL__2PRFIN20090423_174816_000000502078_00241_37369_9734.N1	23-APR-2009 17:48:16	Dark	49.500	162	34Alp Aqr	2.9440	5350.0	99	37369	No
149	GOM_NL__2PRFIN20090423_175123_000000532078_00241_37369_9735.N1	23-APR-2009 17:51:23	Dark	53.000	154	22Bet Aqr	2.8990	5700.0	106	37369	No
150	GOM_NL__2PRFIN20090423_181436_000000632078_00242_37370_9739.N1	23-APR-2009 18:14:36	Straylight	63.000	40	The Sco	1.8590	7100.0	126	37370	No
151	GOM_NL__2PRFIN20090423_181610_000000602078_00242_37370_9740.N1	23-APR-2009 18:16:10	Straylight	59.500	25	35Lam Sco	1.6200	28000.	119	37370	No
152	GOM_NL__2PRFIN20090423_181943_000000672078_00242_37370_9741.N1	23-APR-2009 18:19:43	Straylight	66.500	75	26Eps Sco	2.2910	4250.0	133	37370	No
153	GOM_NL__2PRFIN20090423_182503_000000482078_00242_37370_9742.N1	23-APR-2009 18:25:03	Twi_and_stray	48.000	158	6Pi Sco	2.9060	28000.	96	37370	No
154	GOM_NL__2PRFIN20090423_183005_000000492078_00242_37370_9743.N1	23-APR-2009 18:30:05	Bright	49.000	122	9Alp2Lib	2.7470	9700.0	98	37370	No
155	GOM_NL__2PRFIN20090423_184123_000000412078_00242_37370_9744.N1	23-APR-2009 18:41:23	Bright	40.500	111	8Eta Boo	2.6800	6000.0	81	37370	No
156	GOM_NL__2PRFIN20090423_184547_000000492078_00242_37370_9745.N1	23-APR-2009 18:45:47	Bright	49.000	83		2.3780	11000.	98	37370	No
157	GOM_NL__2PRFIN20090423_184838_000000452078_00242_37370_9746.N1	23-APR-2009 18:48:38	Bright	44.500	180	27Gam Boo	3.0400	8000.0	89	37370	No
158	GOM_NL__2PRFIN20090423_185822_000000462078_00242_37370_9747.N1	23-APR-2009 18:58:22	Bright	46.000	119	14Eta Dra	2.7270	4700.0	92	37370	No
159	GOM_NL__2PRFIN20090423_190801_000000392078_00242_37370_9748.N1	23-APR-2009 19:08:01	Bright	38.500	89	5Alp Cep	2.4510	8000.0	77	37370	No
160	GOM_NL__2PRFIN20090423_191317_000000752078_00242_37370_9749.N1	23-APR-2009 19:13:17	Bright	75.000	19	50Alp Cyg	1.2460	10500.	150	37370	No

161	GOM_NL__2PRFIN20090423_192625_000000582078_00242_37370_9750.N1	23-APR-2009 19:26:25	Dark	58.000	61	8Eps Peg	2.1000	3900.0	116	37370	No
162	GOM_NL__2PRFIN20090423_192853_000000512078_00242_37370_9751.N1	23-APR-2009 19:28:53	Dark	50.500	162	34Alp Aqr	2.9440	5350.0	101	37370	No
163	GOM_NL__2PRFIN20090423_193200_000000522078_00242_37370_9752.N1	23-APR-2009 19:32:00	Dark	51.500	154	22Bet Aqr	2.8990	5700.0	103	37370	No
164	GOM_NL__2PRFIN20090423_195513_000000602078_00243_37371_9755.N1	23-APR-2009 19:55:13	Straylight	59.500	40	The Sco	1.8590	7100.0	119	37371	No
165	GOM_NL__2PRFIN20090423_195647_000000592078_00243_37371_9756.N1	23-APR-2009 19:56:47	Straylight	59.000	25	35Lam Sco	1.6200	28000.	118	37371	No
166	GOM_NL__2PRFIN20090423_200020_000000662078_00243_37371_9757.N1	23-APR-2009 20:00:20	Straylight	65.500	75	26Eps Sco	2.2910	4250.0	131	37371	No
167	GOM_NL__2PRFIN20090423_200539_000000482078_00243_37371_9758.N1	23-APR-2009 20:05:39	Tw_i_and_stray	48.000	158	6Pi Sco	2.9060	28000.	96	37371	No
168	GOM_NL__2PRFIN20090423_201041_000000482078_00243_37371_9759.N1	23-APR-2009 20:10:41	Bright	47.500	122	9Alp2Lib	2.7470	9700.0	95	37371	No
169	GOM_NL__2PRFIN20090423_202159_000000412078_00243_37371_9760.N1	23-APR-2009 20:21:59	Bright	40.500	111	8Eta Boo	2.6800	6000.0	81	37371	No
170	GOM_NL__2PRFIN20090423_202622_000000502078_00243_37371_9761.N1	23-APR-2009 20:26:22	Bright	50.000	83		2.3780	11000.	100	37371	No
171	GOM_NL__2PRFIN20090423_202913_000000442078_00243_37371_9762.N1	23-APR-2009 20:29:13	Bright	43.500	180	27Gam Boo	3.0400	8000.0	87	37371	No
172	GOM_NL__2PRFIN20090423_203858_000000442078_00243_37371_9763.N1	23-APR-2009 20:38:58	Bright	43.500	119	14Eta Dra	2.7270	4700.0	87	37371	No
173	GOM_NL__2PRFIN20090423_204837_000000372078_00243_37371_9764.N1	23-APR-2009 20:48:37	Bright	37.000	89	5Alp Cep	2.4510	8000.0	74	37371	No
174	GOM_NL__2PRFIN20090423_205353_000000562078_00243_37371_9765.N1	23-APR-2009 20:53:53	Bright	55.500	19	50Alp Cyg	1.2460	10500.	111	37371	No
175	GOM_NL__2PRFIN20090423_210702_000000542078_00243_37371_9766.N1	23-APR-2009 21:07:02	Dark	54.000	61	8Eps Peg	2.1000	3900.0	108	37371	No
176	GOM_NL__2PRFIN20090423_210929_000000512078_00243_37371_9767.N1	23-APR-2009 21:09:29	Dark	50.500	162	34Alp Aqr	2.9440	5350.0	101	37371	No
177	GOM_NL__2PRFIN20090423_211236_000000562078_00243_37371_9768.N1	23-APR-2009 21:12:36	Dark	56.000	154	22Bet Aqr	2.8990	5700.0	112	37371	No
178	GOM_NL__2PRFIN20090423_213550_000000522078_00244_37372_9771.N1	23-APR-2009 21:35:50	Straylight	52.000	40	The Sco	1.8590	7100.0	104	37372	No
179	GOM_NL__2PRFIN20090423_213724_000000592078_00244_37372_9772.N1	23-APR-2009 21:37:24	Straylight	58.500	25	35Lam Sco	1.6200	28000.	117	37372	No
180	GOM_NL__2PRFIN20090423_214056_000000662078_00244_37372_9773.N1	23-APR-2009 21:40:56	Straylight	65.500	75	26Eps Sco	2.2910	4250.0	131	37372	No
181	GOM_NL__2PRFIN20090423_214615_000000522078_00244_37372_9774.N1	23-APR-2009 21:46:15	Tw_i_and_stray	52.000	158	6Pi Sco	2.9060	28000.	104	37372	No
182	GOM_NL__2PRFIN20090423_215117_000000492078_00244_37372_9775.N1	23-APR-2009 21:51:17	Bright	49.000	122	9Alp2Lib	2.7470	9700.0	98	37372	No
183	GOM_NL__2PRFIN20090423_220234_000000412078_00244_37372_9776.N1	23-APR-2009 22:02:34	Bright	40.500	111	8Eta Boo	2.6800	6000.0	81	37372	No
184	GOM_NL__2PRFIN20090423_220657_000000502078_00244_37372_9777.N1	23-APR-2009 22:06:57	Bright	49.500	83		2.3780	11000.	99	37372	No
185	GOM_NL__2PRFIN20090423_220948_000000442078_00244_37372_9778.N1	23-APR-2009 22:09:48	Bright	43.500	180	27Gam Boo	3.0400	8000.0	87	37372	No
186	GOM_NL__2PRFIN20090423_221933_000000452078_00244_37372_9779.N1	23-APR-2009 22:19:33	Bright	45.000	119	14Eta Dra	2.7270	4700.0	90	37372	No
187	GOM_NL__2PRFIN20090423_222912_000000402078_00244_37372_9780.N1	23-APR-2009 22:29:12	Bright	40.000	89	5Alp Cep	2.4510	8000.0	80	37372	No
188	GOM_NL__2PRFIN20090423_223428_000000532078_00244_37372_9781.N1	23-APR-2009 22:34:28	Bright	53.000	19	50Alp Cyg	1.2460	10500.	106	37372	No
189	GOM_NL__2PRFIN20090423_224738_000000632078_00244_37372_9782.N1	23-APR-2009 22:47:38	Dark	62.500	61	8Eps Peg	2.1000	3900.0	125	37372	No
190	GOM_NL__2PRFIN20090423_225006_000000502078_00244_37372_9783.N1	23-APR-2009 22:50:06	Dark	50.000	162	34Alp Aqr	2.9440	5350.0	100	37372	No
191	GOM_NL__2PRFIN20090423_225313_000000562078_00244_37372_9784.N1	23-APR-2009 22:53:13	Dark	56.000	154	22Bet Aqr	2.8990	5700.0	112	37372	No
192	GOM_NL__2PRFIN20090423_231627_000000502078_00245_37373_9787.N1	23-APR-2009 23:16:27	Straylight	49.500	40	The Sco	1.8590	7100.0	99	37373	No
193	GOM_NL__2PRFIN20090423_231801_000000592078_00245_37373_9788.N1	23-APR-2009 23:18:01	Straylight	59.000	25	35Lam Sco	1.6200	28000.	118	37373	No
194	GOM_NL__2PRFIN20090423_232133_000000662078_00245_37373_9789.N1	23-APR-2009 23:21:33	Straylight	65.500	75	26Eps Sco	2.2910	4250.0	131	37373	No
195	GOM_NL__2PRFIN20090423_232652_000000522078_00245_37373_9790.N1	23-APR-2009 23:26:52	Tw_i_and_stray	52.000	158	6Pi Sco	2.9060	28000.	104	37373	No
196	GOM_NL__2PRFIN20090423_233153_000000492078_00245_37373_9791.N1	23-APR-2009 23:31:53	Bright	48.500	122	9Alp2Lib	2.7470	9700.0	97	37373	No
197	GOM_NL__2PRFIN20090423_234310_000000402078_00245_37373_9792.N1	23-APR-2009 23:43:10	Bright	40.000	111	8Eta Boo	2.6800	6000.0	80	37373	No
198	GOM_NL__2PRFIN20090423_234732_000000522078_00245_37373_9793.N1	23-APR-2009 23:47:32	Bright	52.000	83		2.3780	11000.	104	37373	No
199	GOM_NL__2PRFIN20090423_235023_000000442078_00245_37373_9794.N1	23-APR-2009 23:50:23	Bright	43.500	180	27Gam Boo	3.0400	8000.0	87	37373	No

### 3. Quality information per product

In this section it is plotted some information contained in the Quality Summary data set of the level 2 products. Only products in dark limb conditions and without errors (error flag in the MPH set to "0") are used.

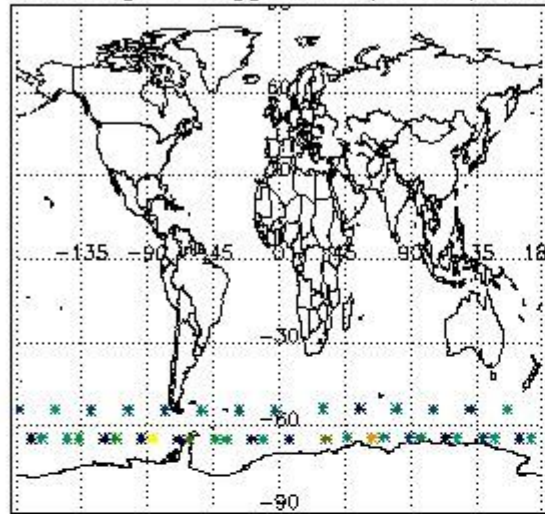
#### 3.1 Plot quality information per product (time dependant)



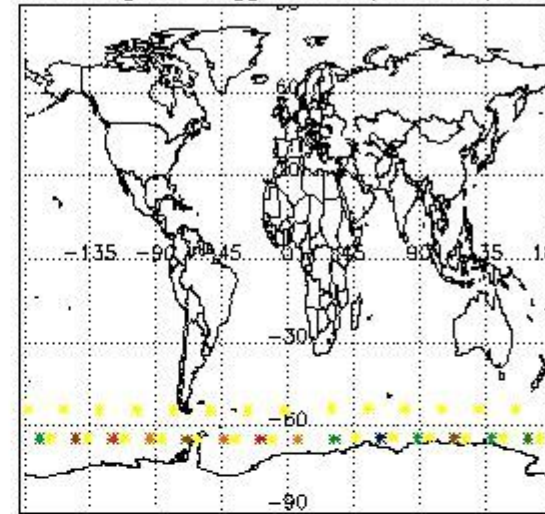
3.2 Plot quality information per product (world map)



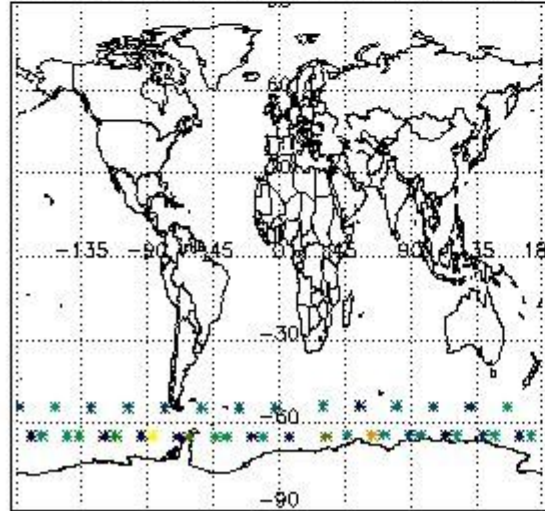
Percentage of flagged data per O3 profile



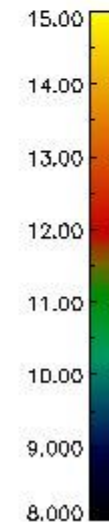
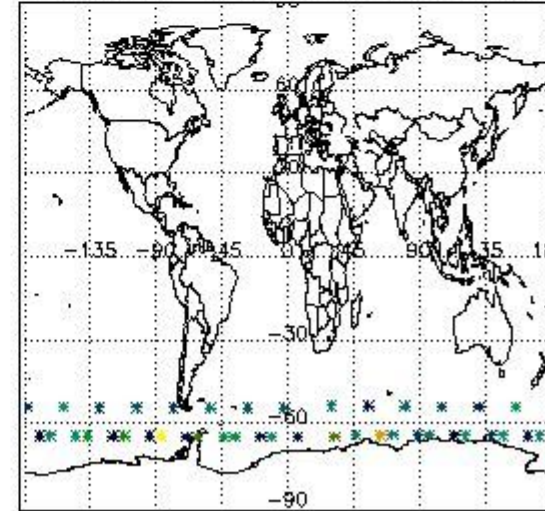
Percentage of flagged data per H2O profile



Percentage of flagged data per NO2 profile



Percentage of flagged data per NO3 profile



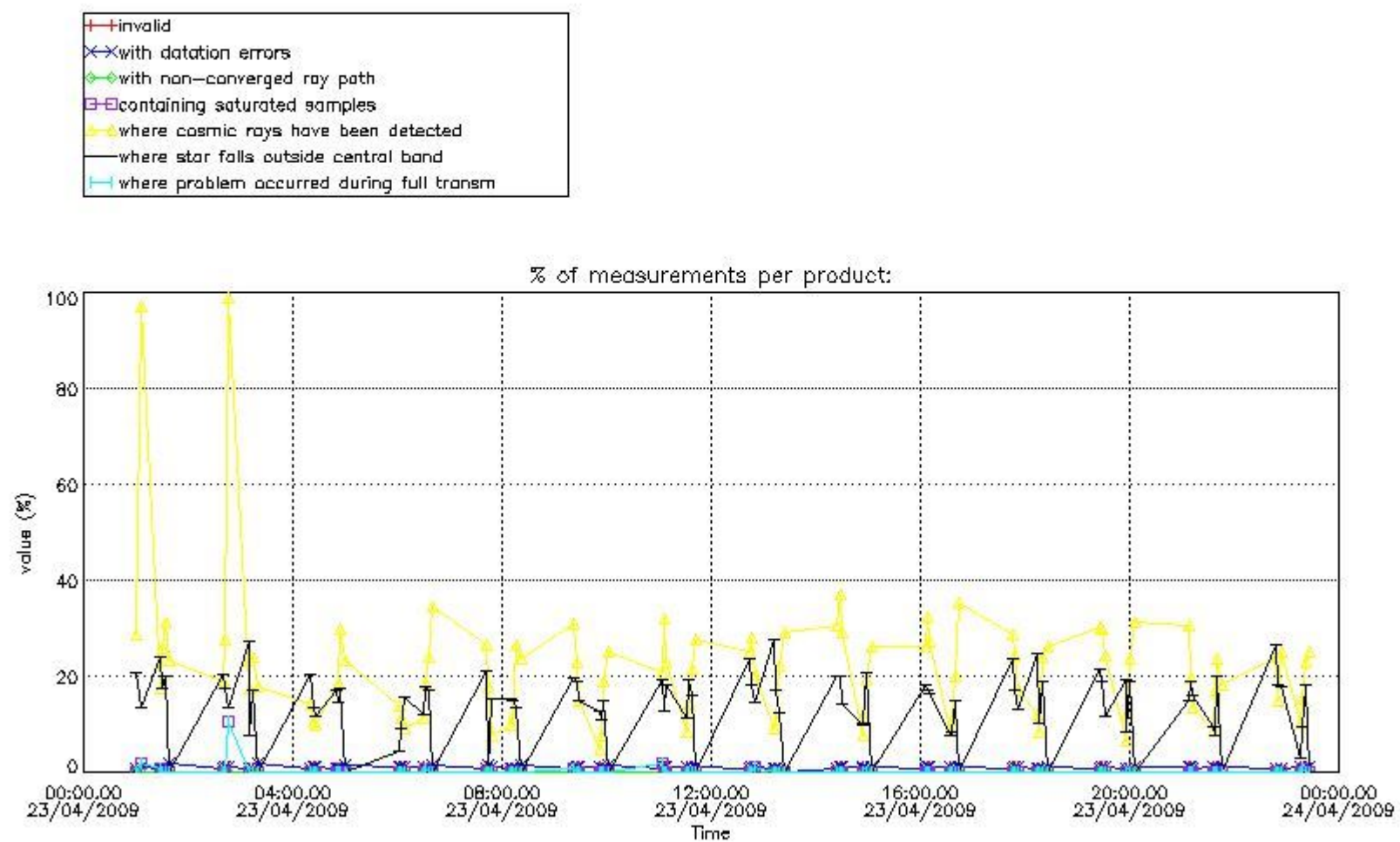
#### 4. Level 1 quality information per product

In this section it is plotted some information contained in the Quality Summary data set of the level 2 products that comes from the level 1b processing. Products without errors (error flag in the MPH set to "0") are used.

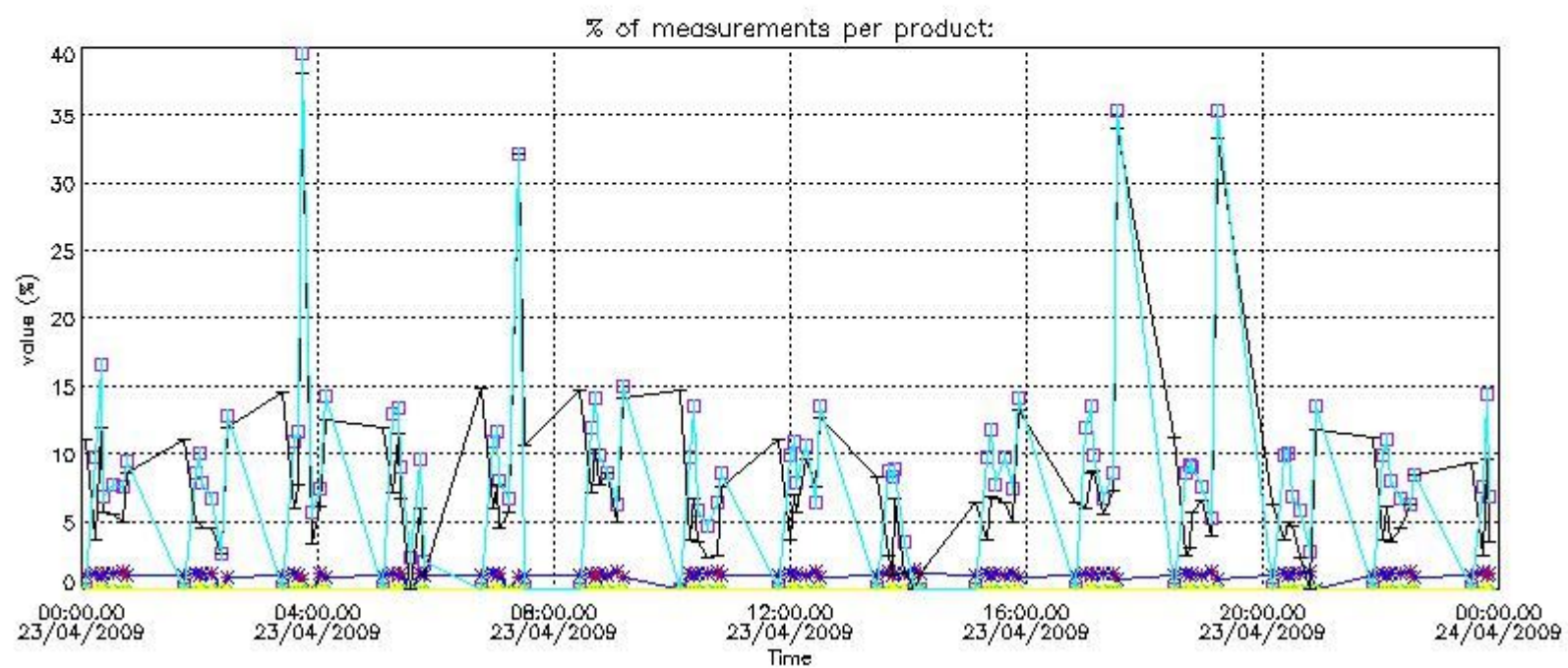
##### 4.1 Plot quality information per product (time dependant) coming from level 1b processing

###### 4.1.1 Plot level 1 quality information per product (time dependant): ENVISAT ASCENDING passes





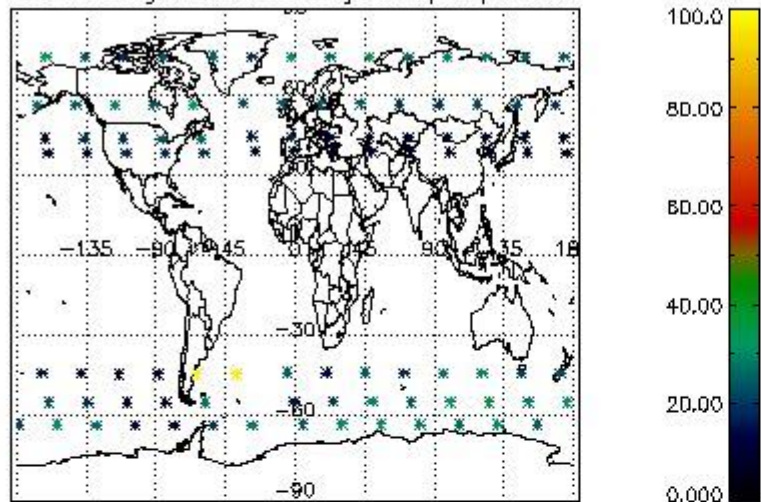
4.1.2 Plot level 1 quality information per product (time dependant): ENVI SAT DESCENDING passes



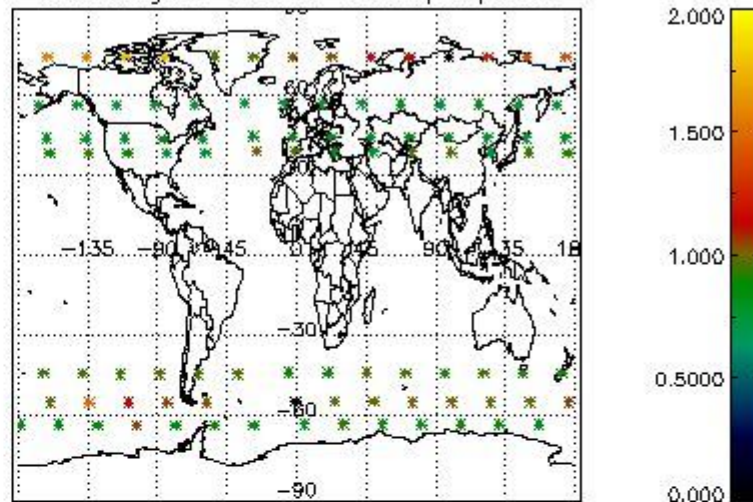
*4.2 Plot quality information per product coming from level 1b processing (world map)*

*4.2.1 Plot level 1 quality information per product (world map): ENVISAT ASCENDING passes*

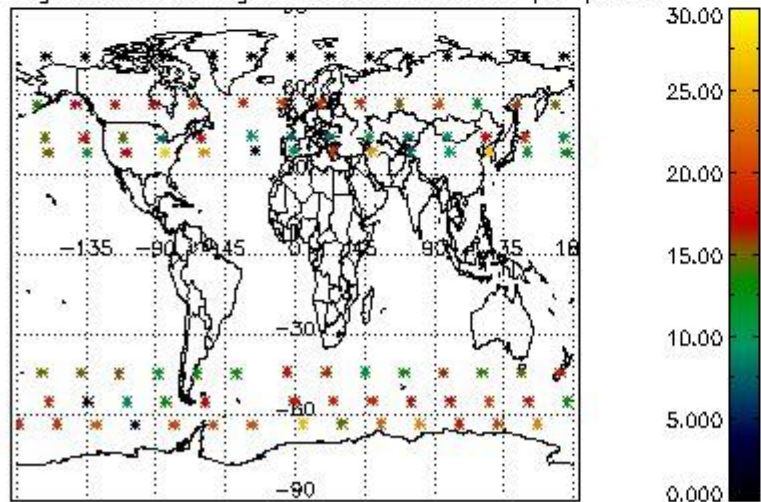
Percentage of cosmic ray hits per profile



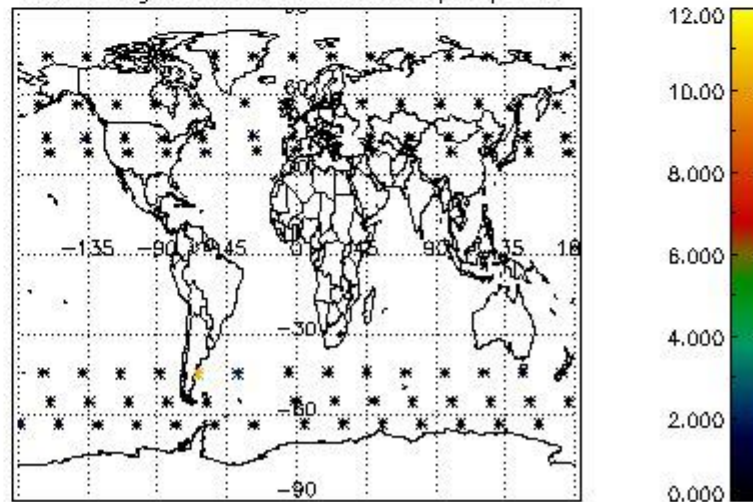
Percentage of datation errors per profile



Percentage of star falling outside central band per profile

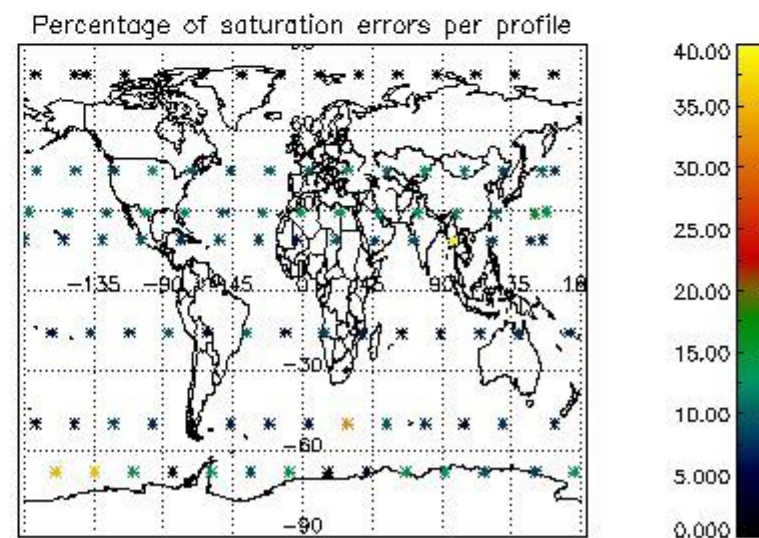
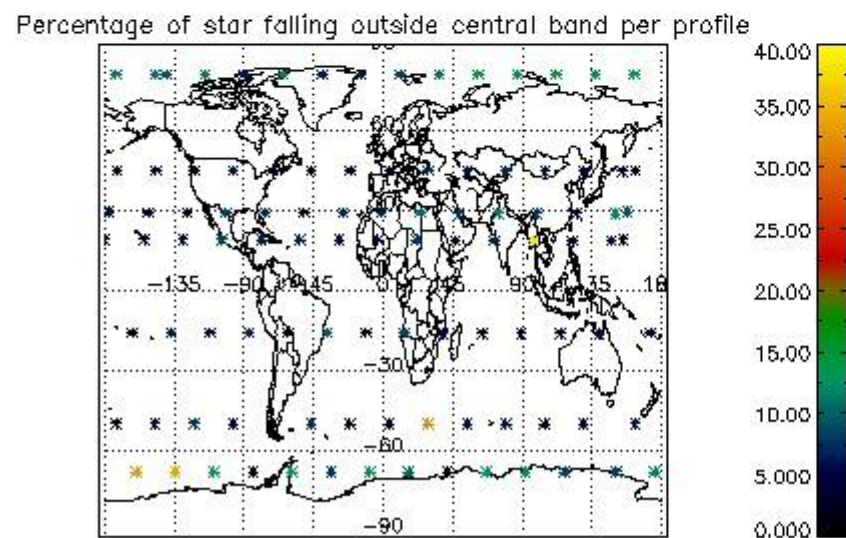
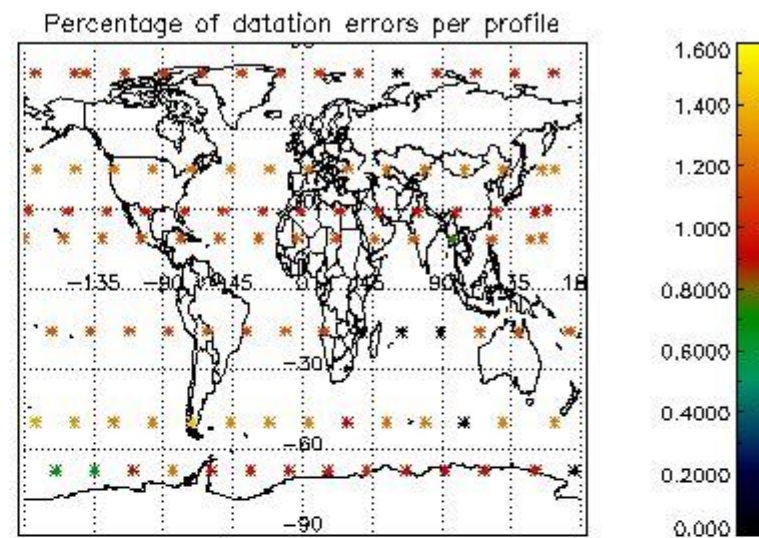
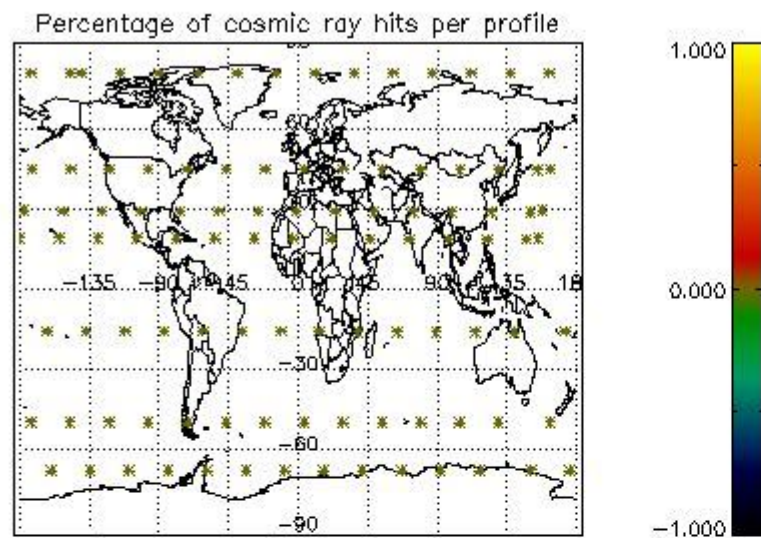


Percentage of saturation errors per profile



4.2.2 Plot level 1 quality information per product (world map): ENVISAT DESCENDING passes





## 5. Trace gas profiles

### 5.1 Ozone statistics based on quality of products

The final quality of the products can be "measured" using the STD (Standard Deviation) attached to every point profile. This information is written to the parameter GOM\_NL\_\_2P/NL\_LOCAL\_SPECIES\_DENSITY/o3\_std of the level 2 products. The table below shows the statistics for given STD ranges.

The statistics are given with respect to the overall valid production:

- Products without fatal errors: GOM\_NL\_\_2P/MPH/PRODUCT\_ERR=0
- Valid point profile: GOM\_NL\_\_2P/NL\_LOCAL\_SPECIES\_DENSITY/pcd(0)=0

The 'Criteria' is applied to valid points of dark limb products:

- Products in dark limb illumination condition: GOM\_NL\_\_2P/NL\_SUMMARY\_QUALITY/obs\_ill\_cond=0
- Products without fatal errors: GOM\_NL\_\_2P/MPH/PRODUCT\_ERR=0
- Valid point profile: GOM\_NL\_\_2P/NL\_LOCAL\_SPECIES\_DENSITY/pcd(0)=0

So, the table below shows the percentage of dark limb and valid observations for each criteria with respect to the overall valid daily observations.

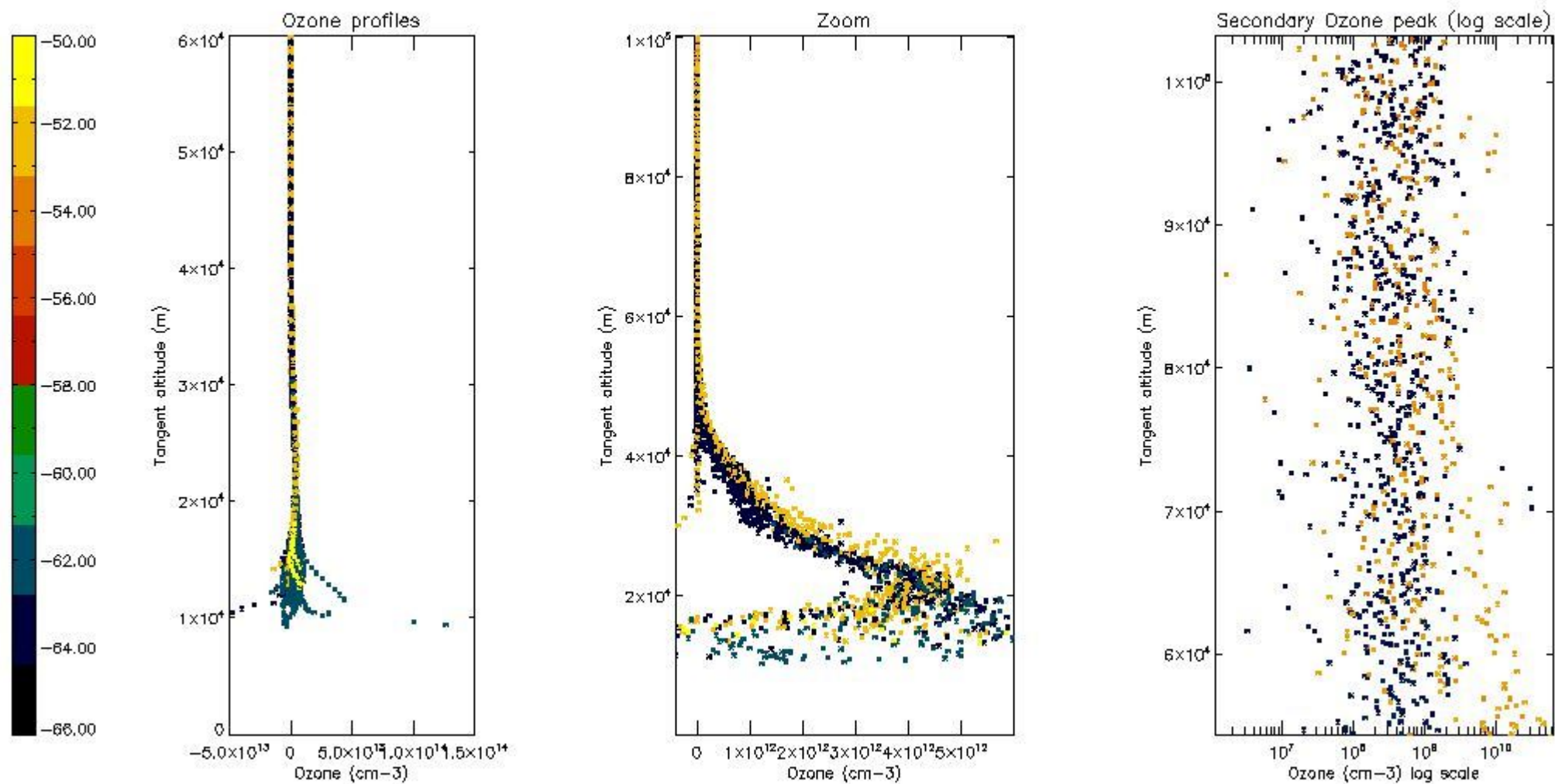
Criteria	% of total production
All STD	22
STD < 20	5



STD < 10	1
STD < 5	0

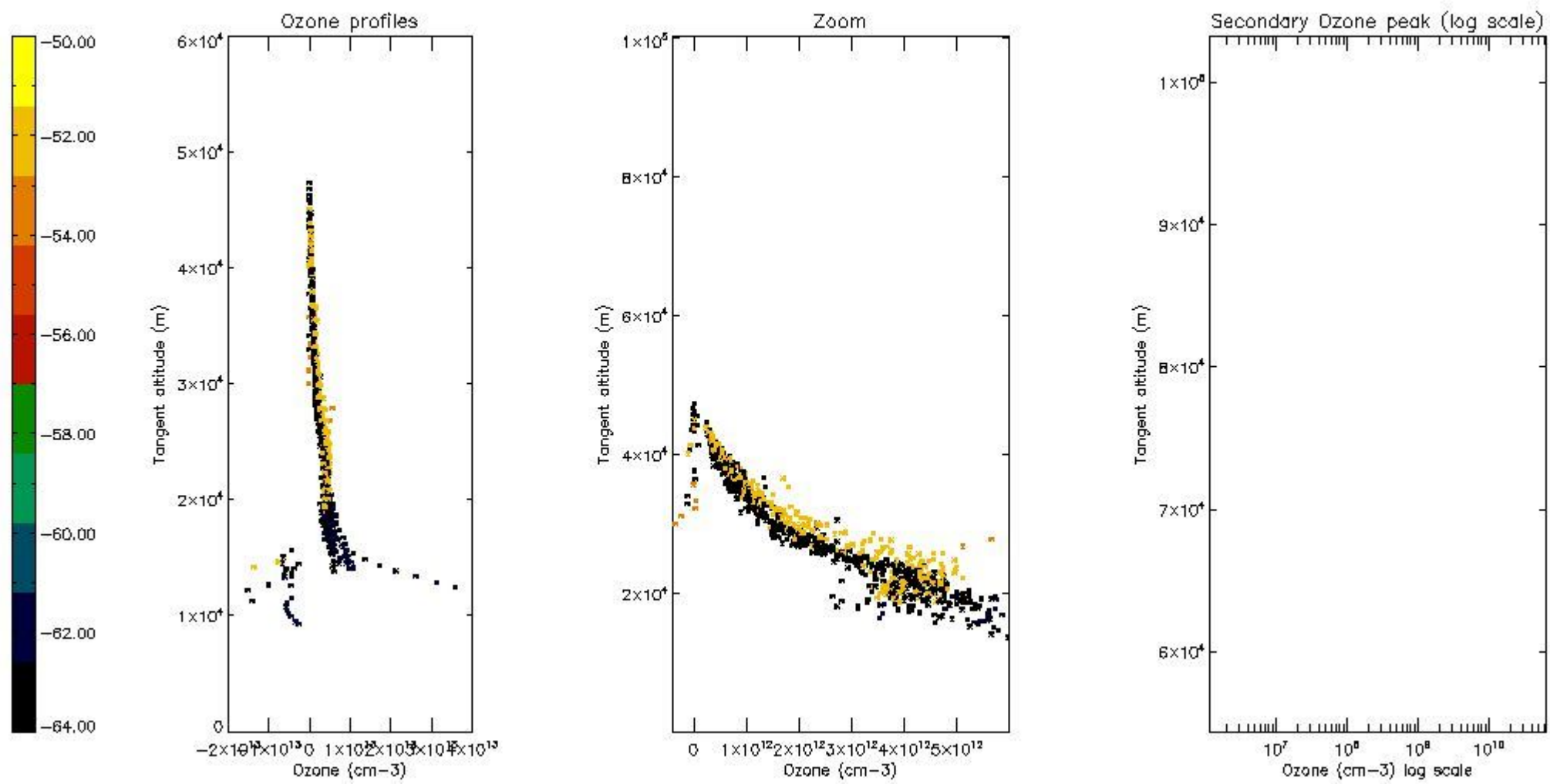
5.2 Plot ozone profiles for all STD (dark without errors)

The colorbar represents the latitude.



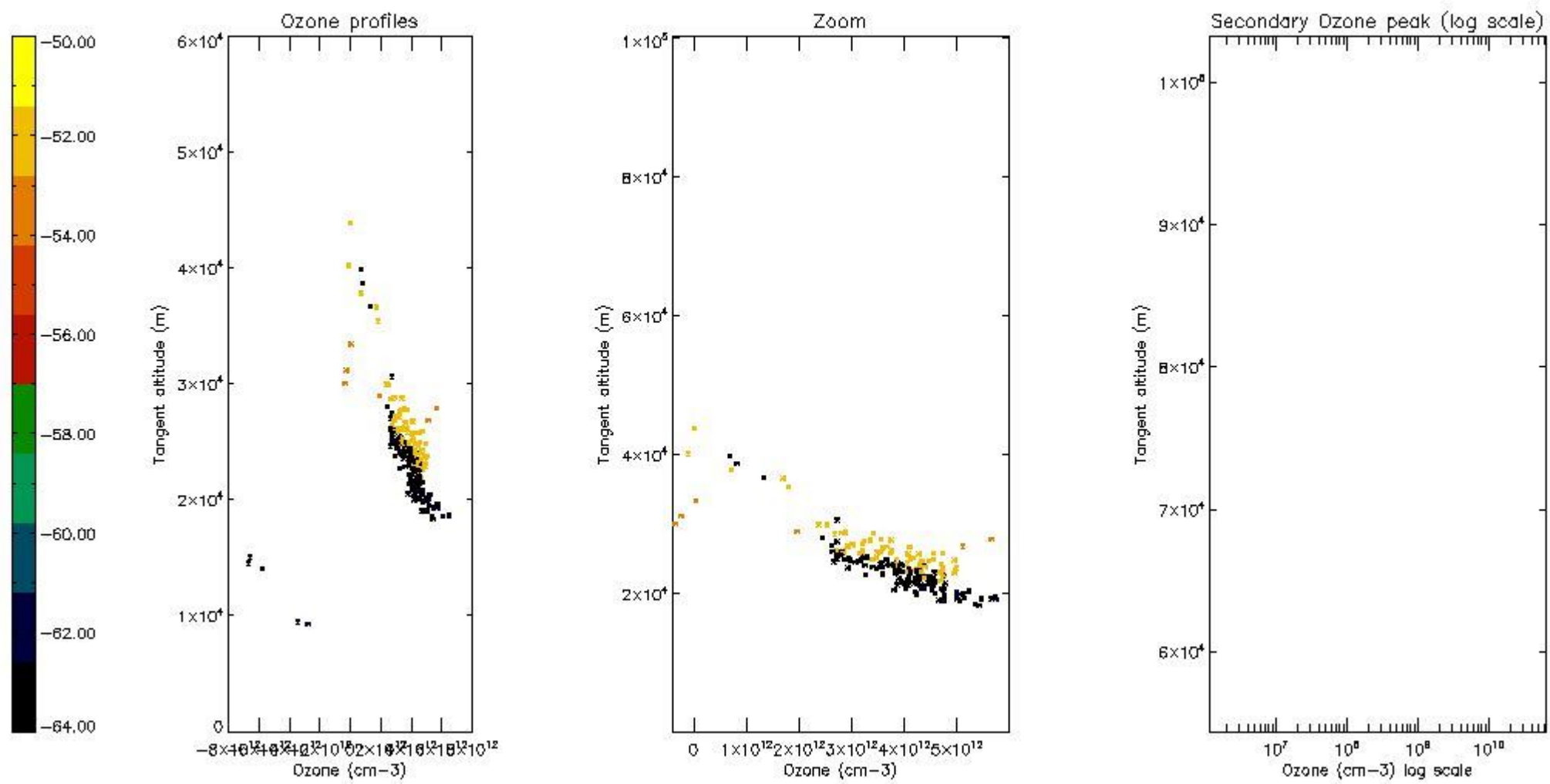
5.3 Plot ozone profiles where STD < 20% (dark without errors)

The colorbar represents the latitude.



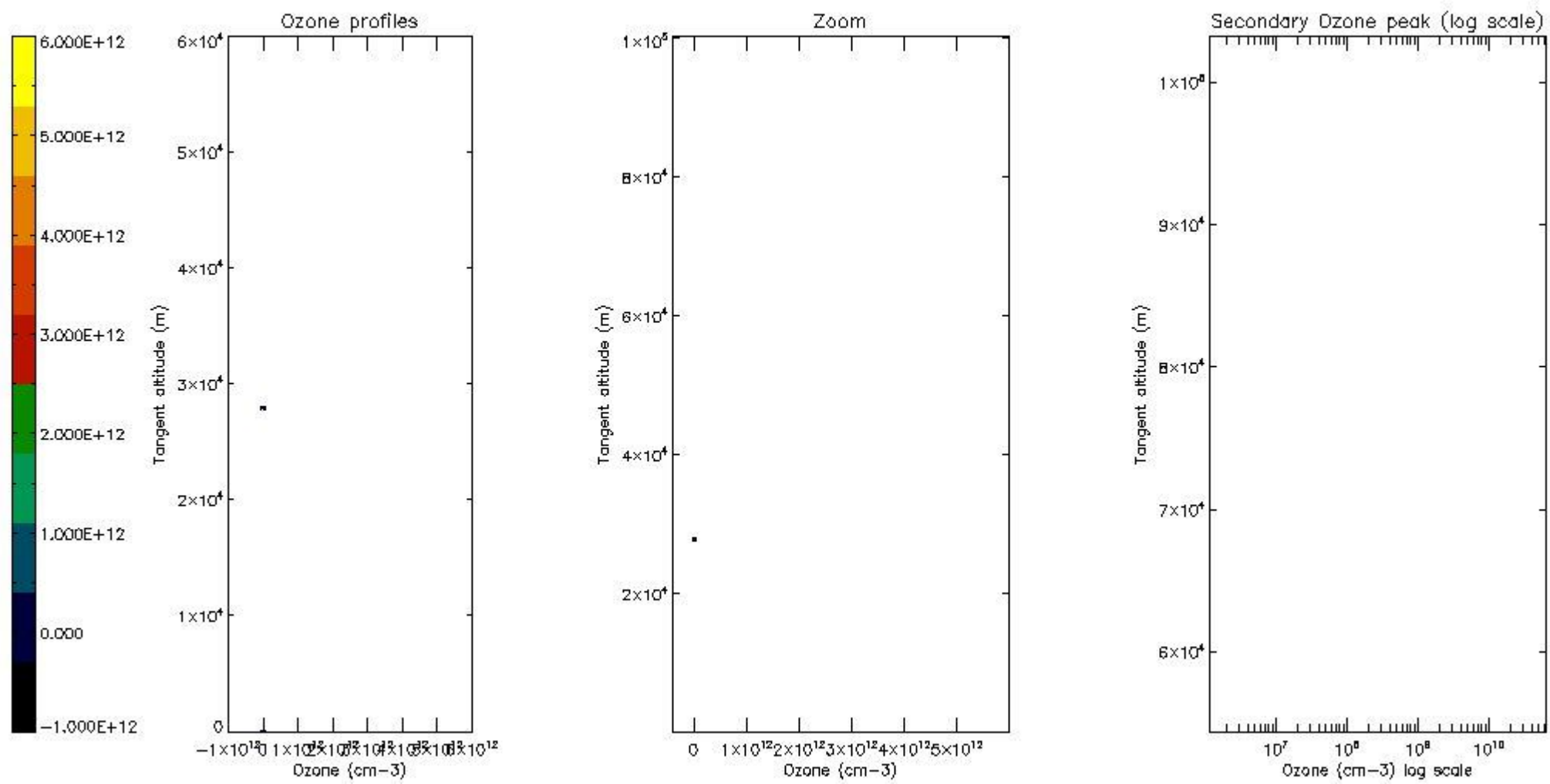
*5.4 Plot ozone profiles where  $STD < 10\%$  (dark without errors)*

The colorbar represents the latitude.



*5.5 Plot ozone profiles where  $STD < 5\%$  (dark without errors)*

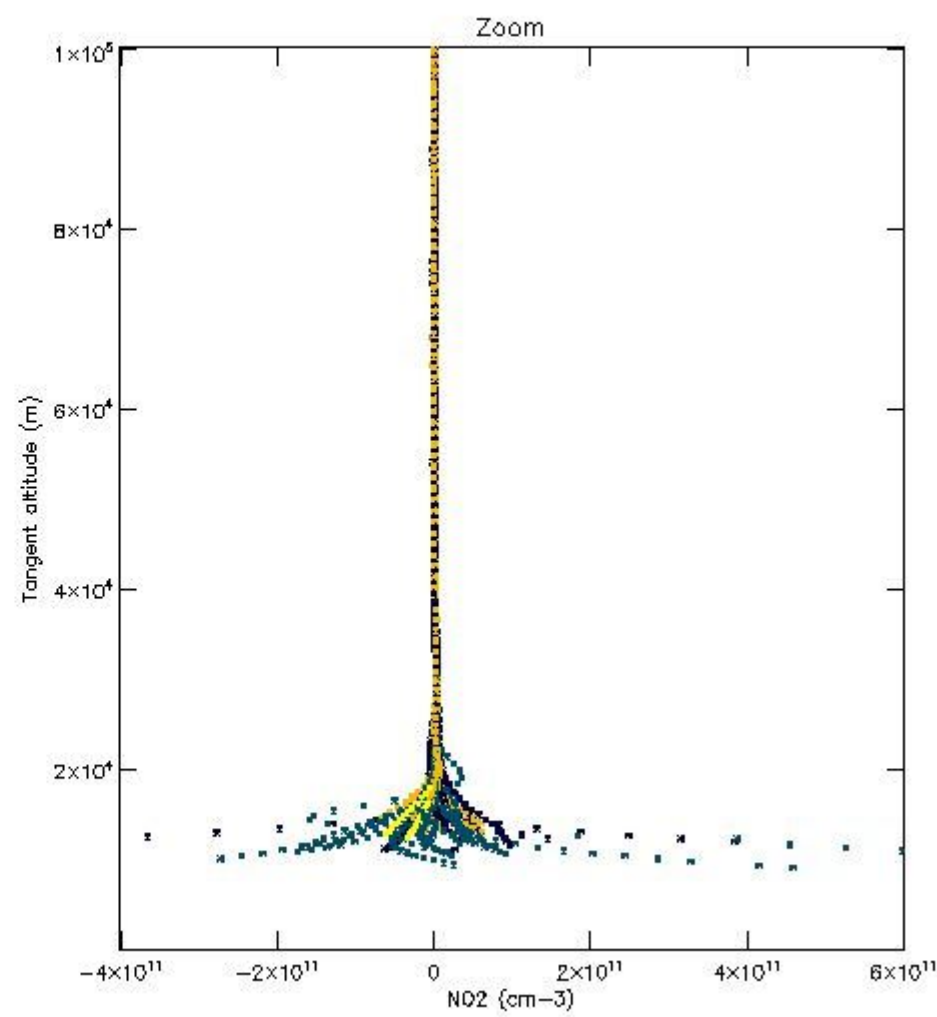
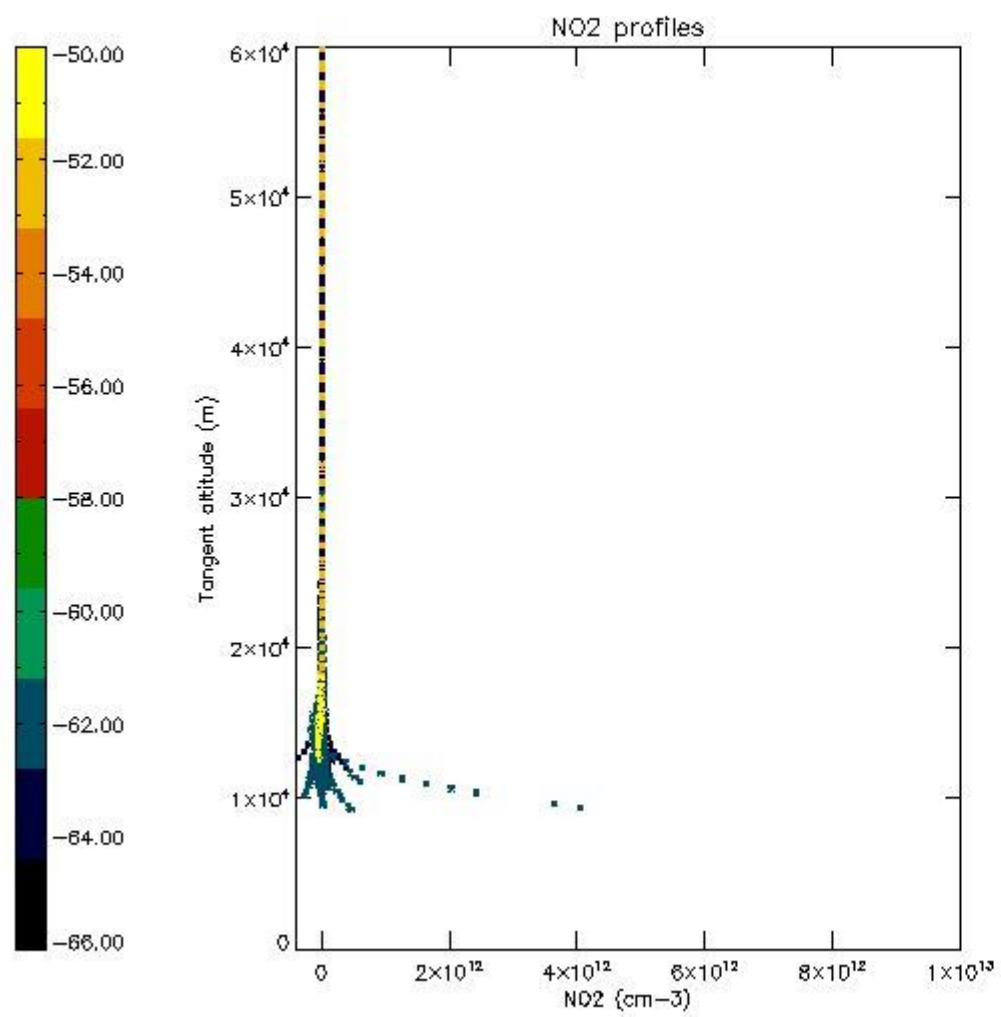
The colorbar represents the latitude.



*5.6 Plot NO<sub>2</sub> profiles for all STD (dark without errors)*

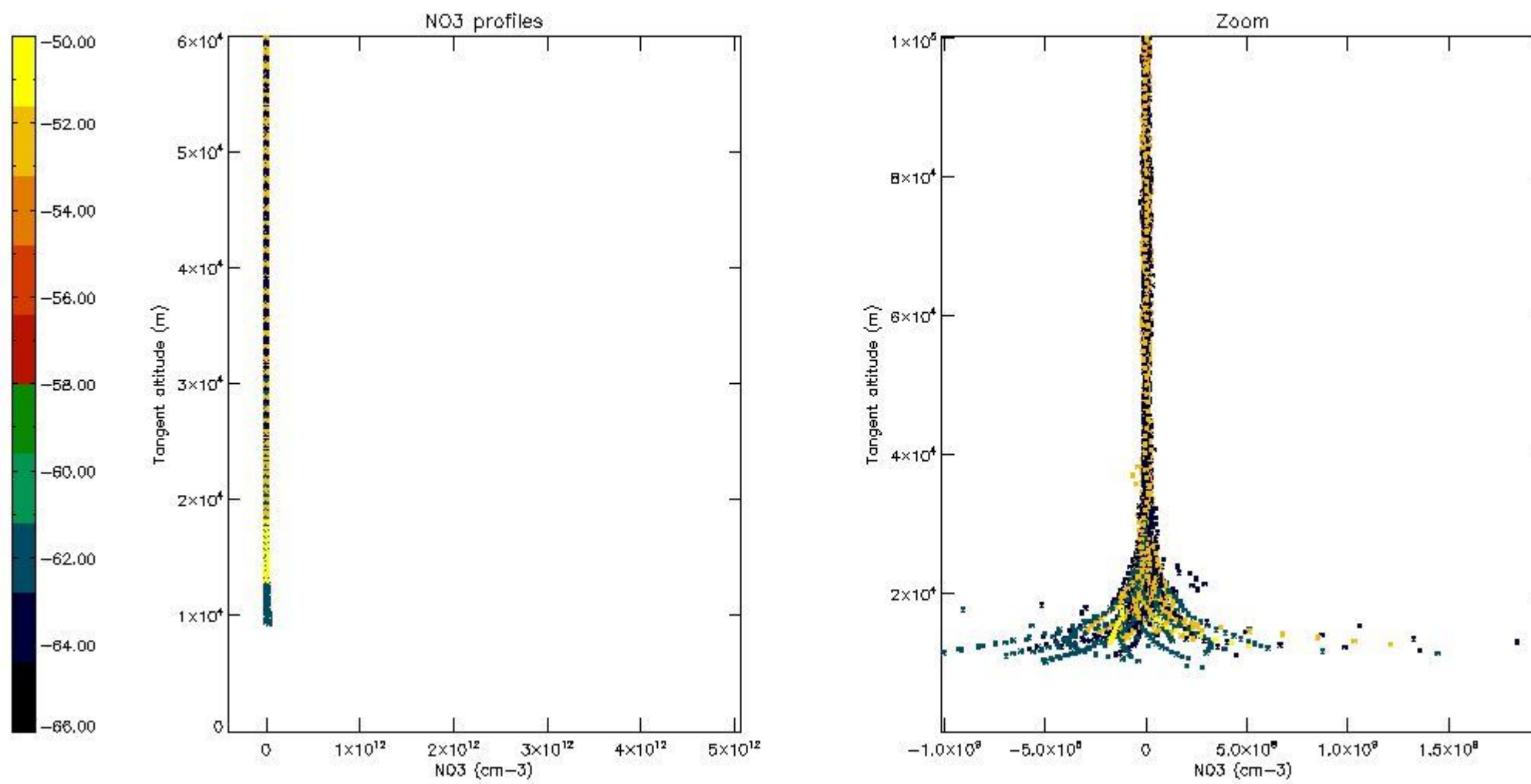
The colorbar represents the latitude.





*5.7 Plot NO3 profiles for all STD (dark without errors)*

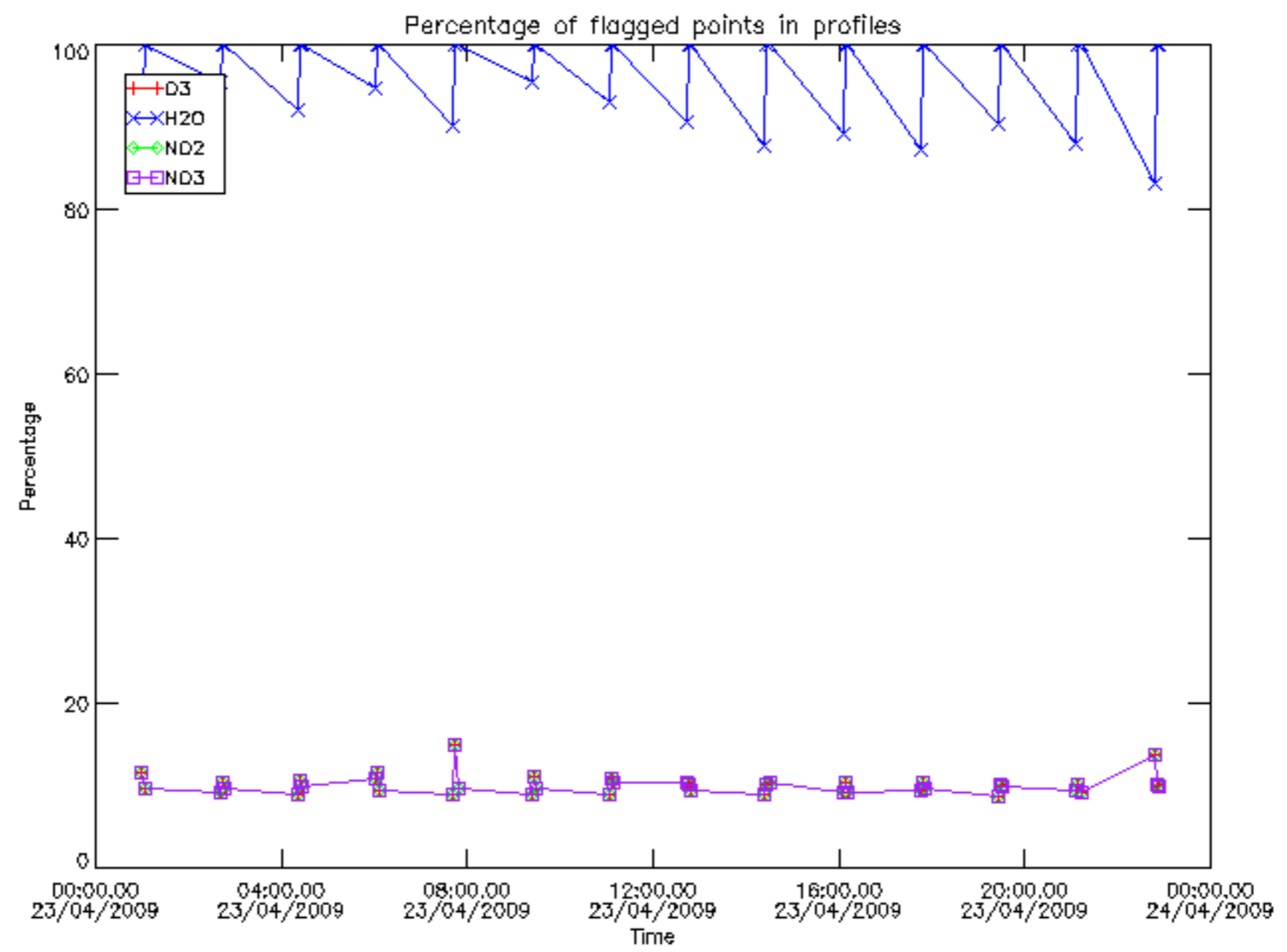
The colorbar represents the latitude.



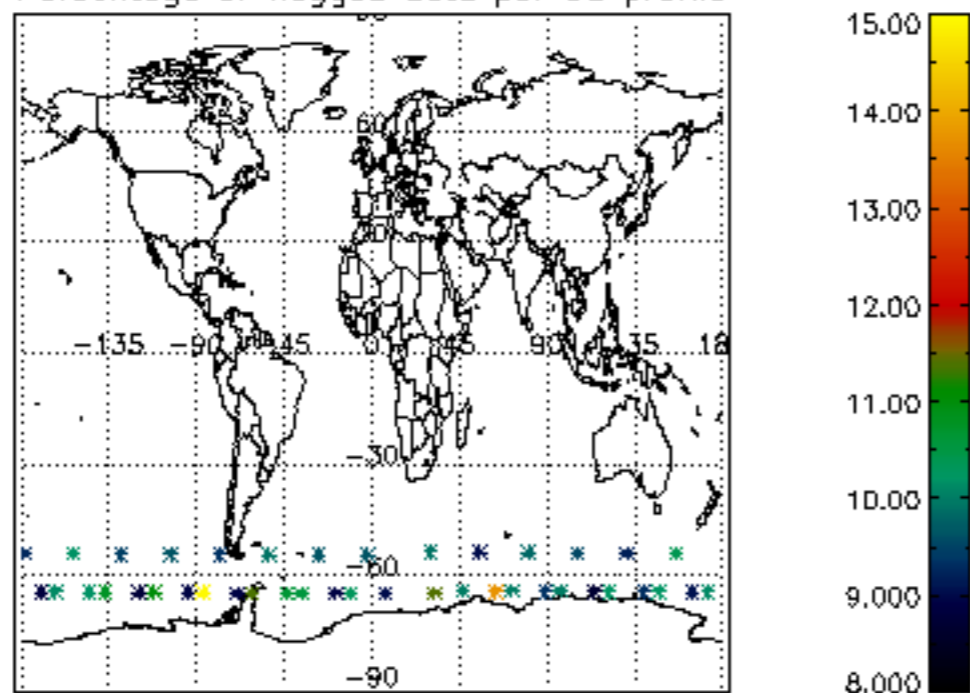
## 6. Auxiliary Data Files used for the production reported in section 2

The number reported in the third column indicates since which file (see list in section 2) the corresponding auxiliary file has been used. The fourth column is the date of those product files.

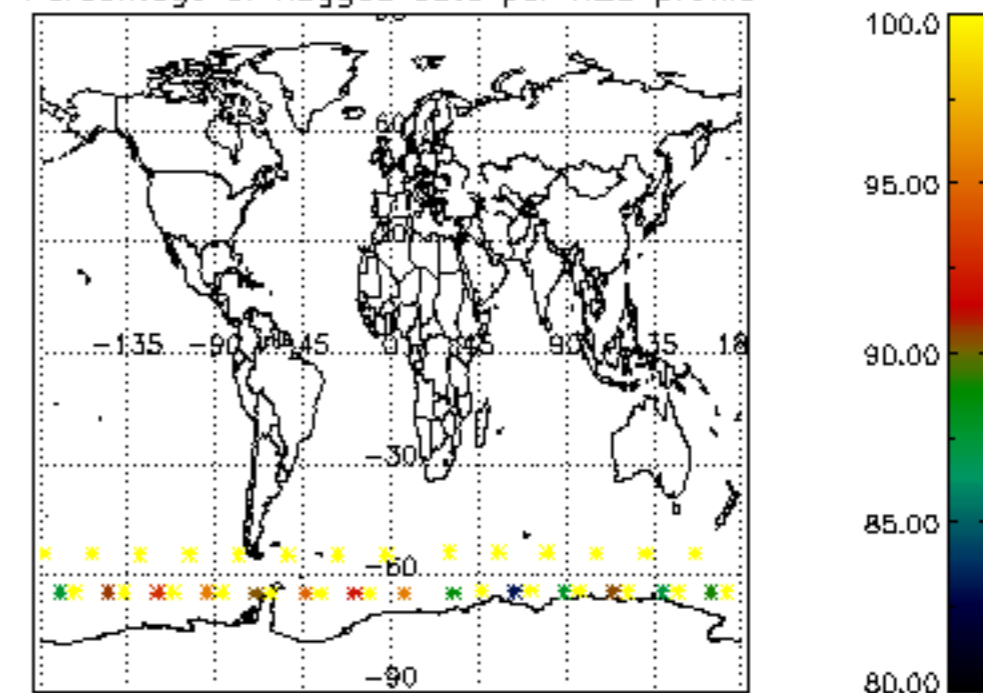
Type	Auxiliary Filename	Used since product	Used since product date
INST_PHYS_CHARACTERISTICS	GOM_INS_AXVIEC20091111_143220_20030716_120000_20500101_000000	1	23-APR-2009 00:03:28
LEVEL-2_PROC_CONFIG	GOM_PR2_AXVIEC20091111_152718_20020301_000000_20500101_000000	1	23-APR-2009 00:03:28
CROSS_SECTIONS_FILE	GOM_CRS_AXVIEC20091111_154832_20020301_000000_20500101_000000	1	23-APR-2009 00:03:28



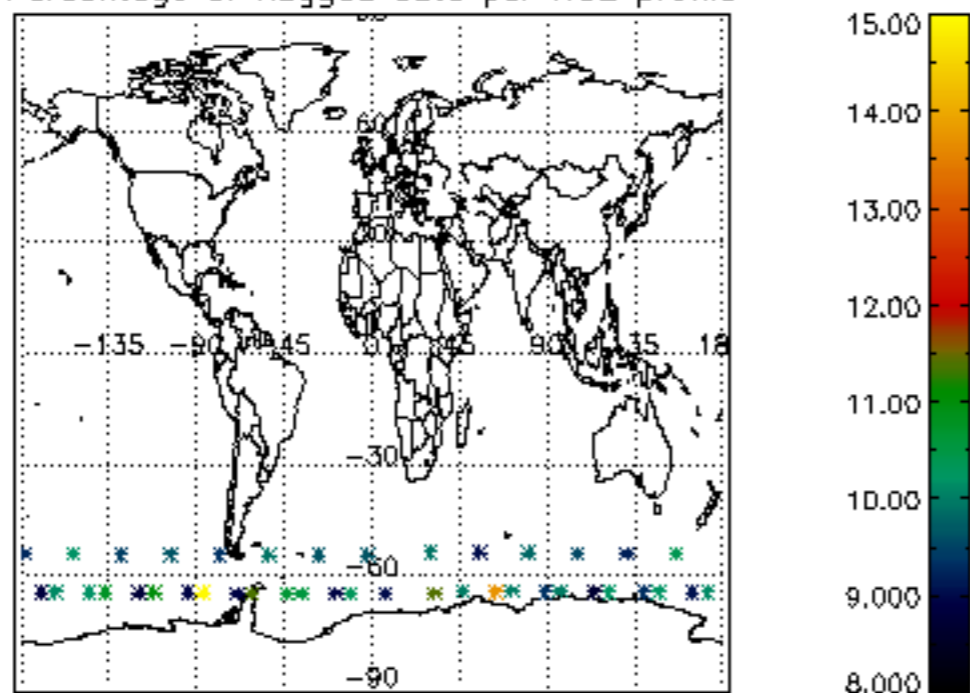
Percentage of flagged data per D3 profile



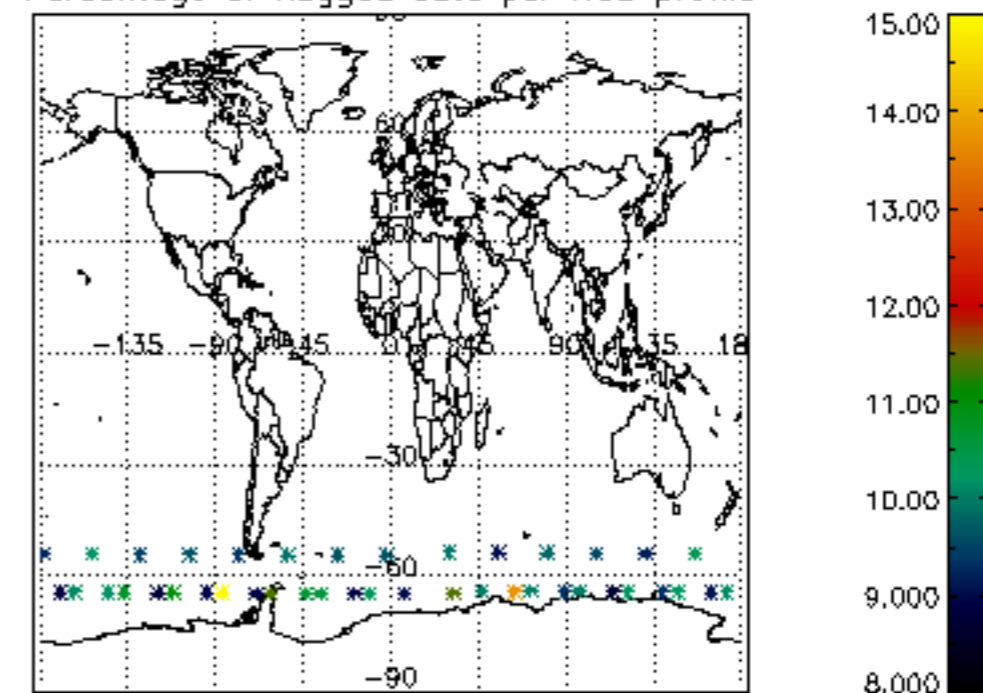
Percentage of flagged data per H2O profile



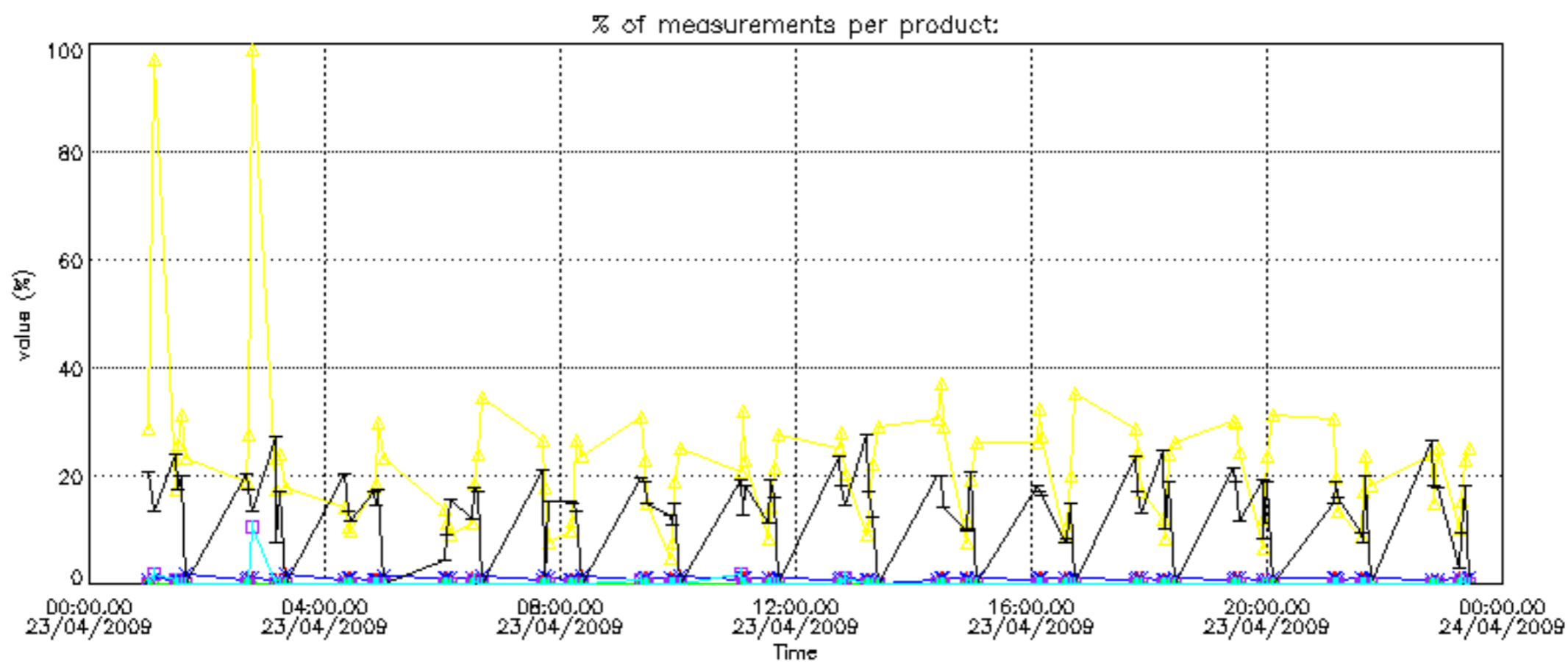
Percentage of flagged data per NO2 profile

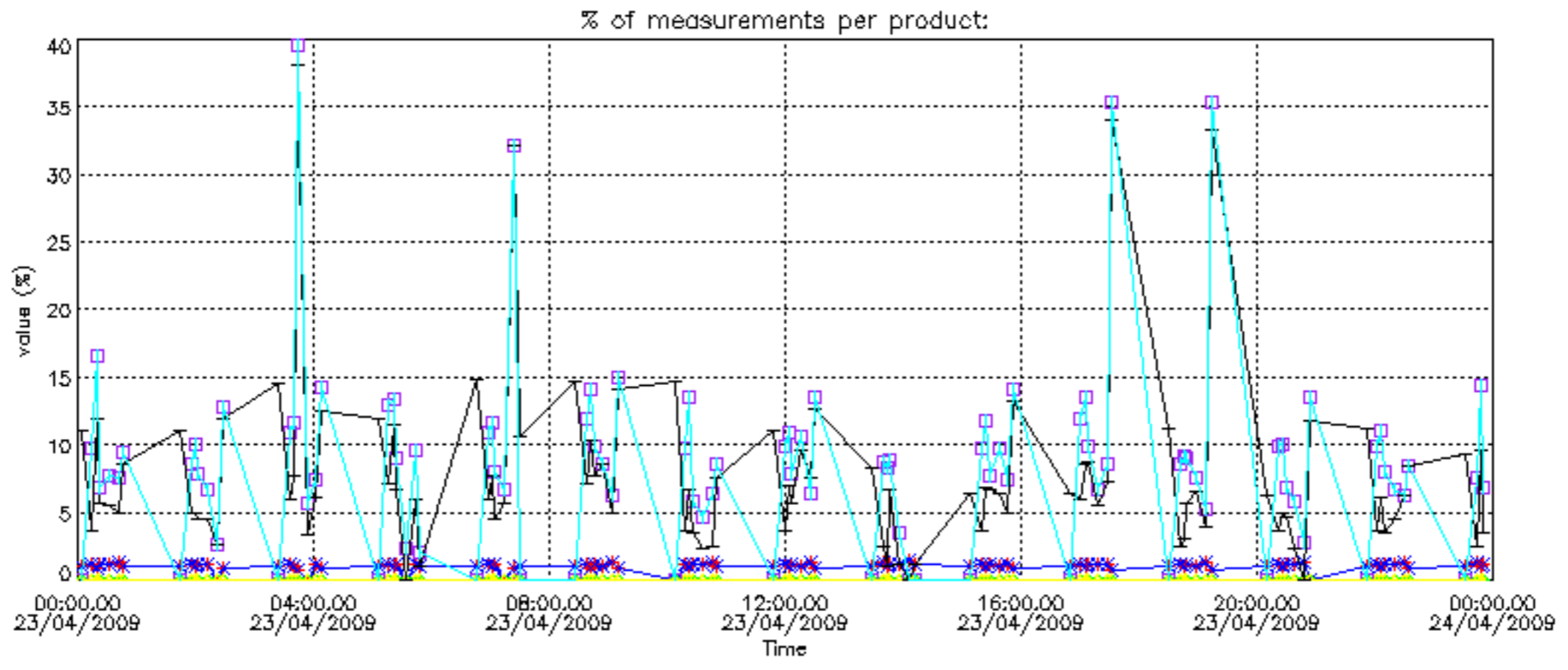


Percentage of flagged data per NO3 profile

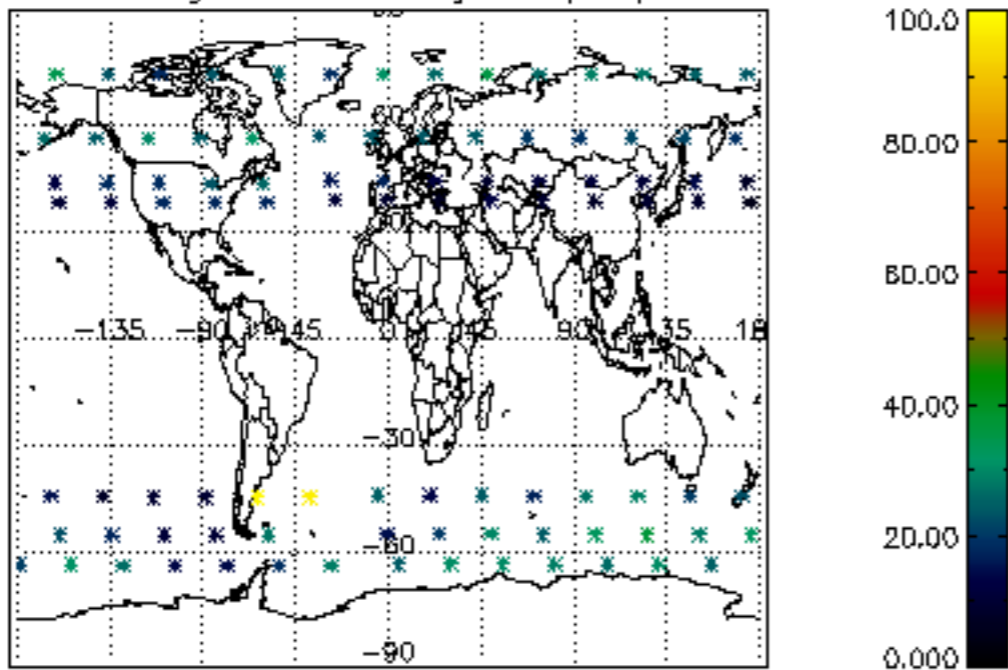




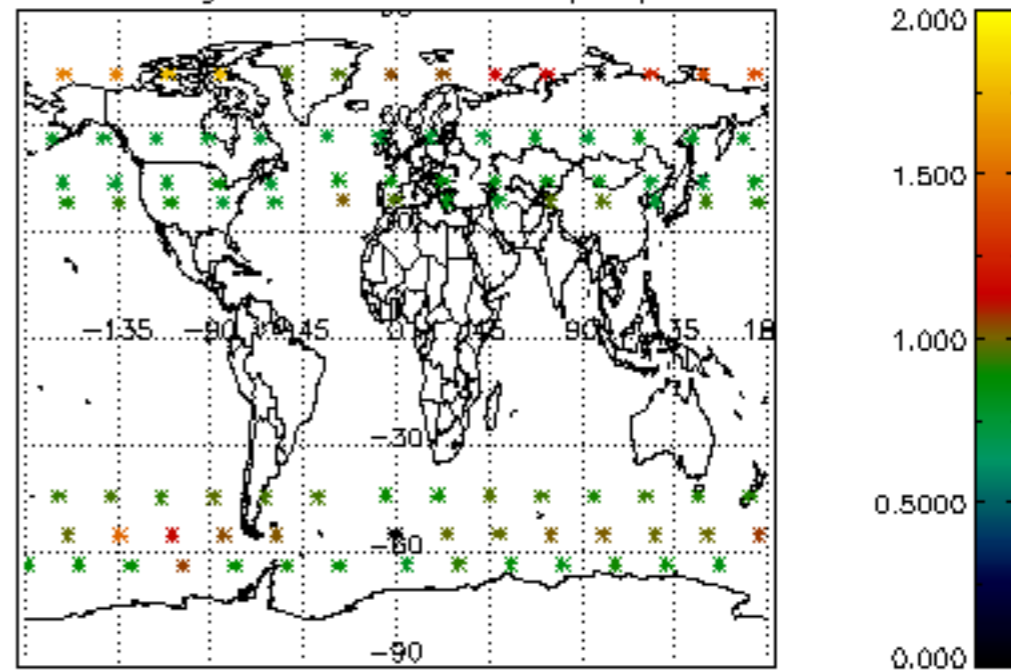




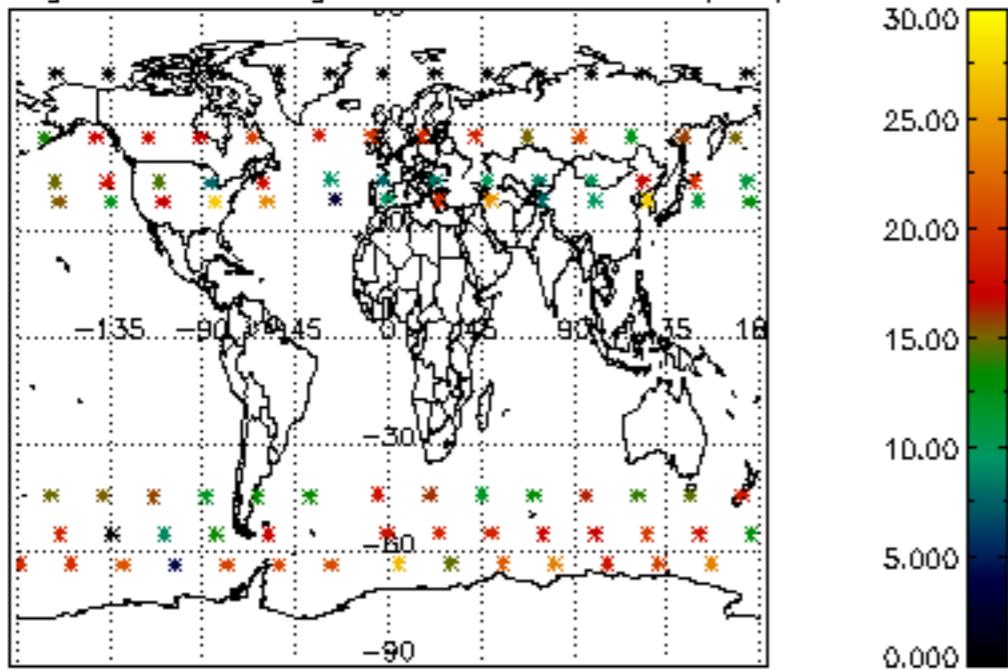
Percentage of cosmic ray hits per profile



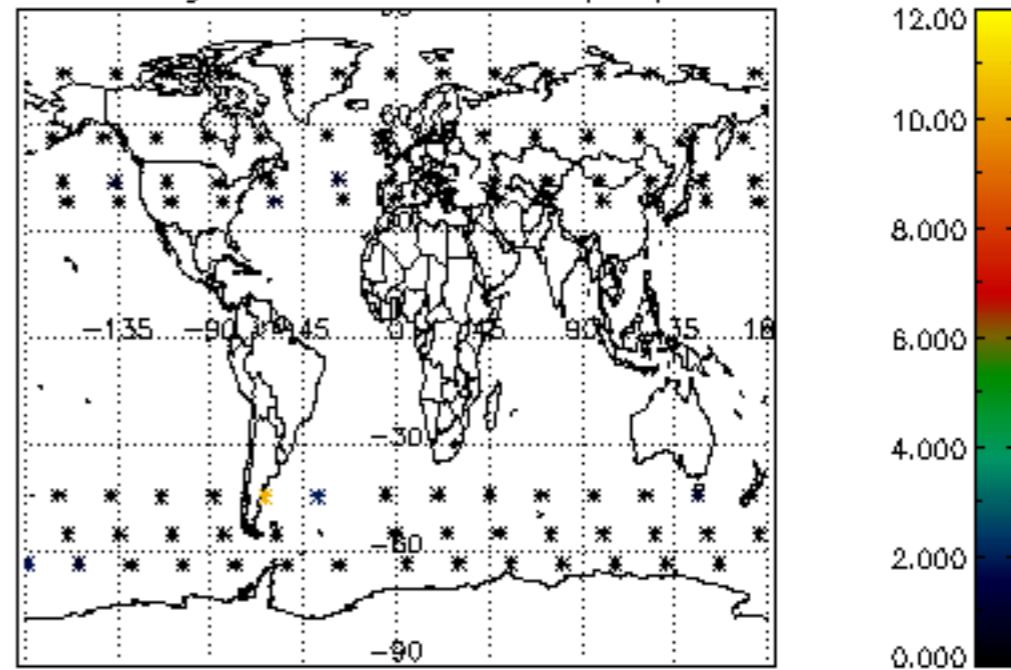
Percentage of datation errors per profile



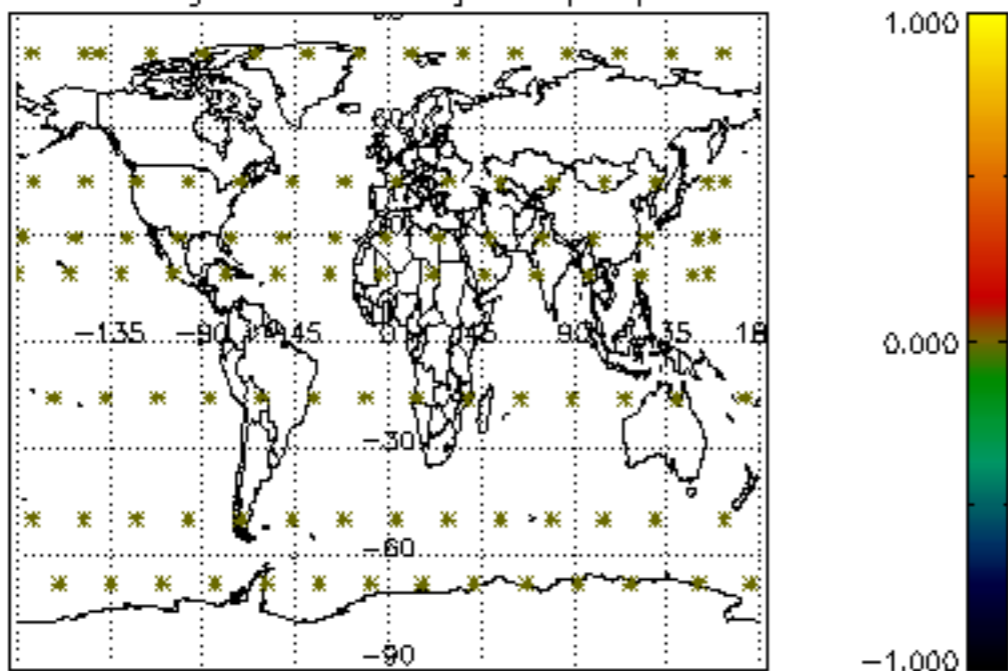
Percentage of star falling outside central band per profile



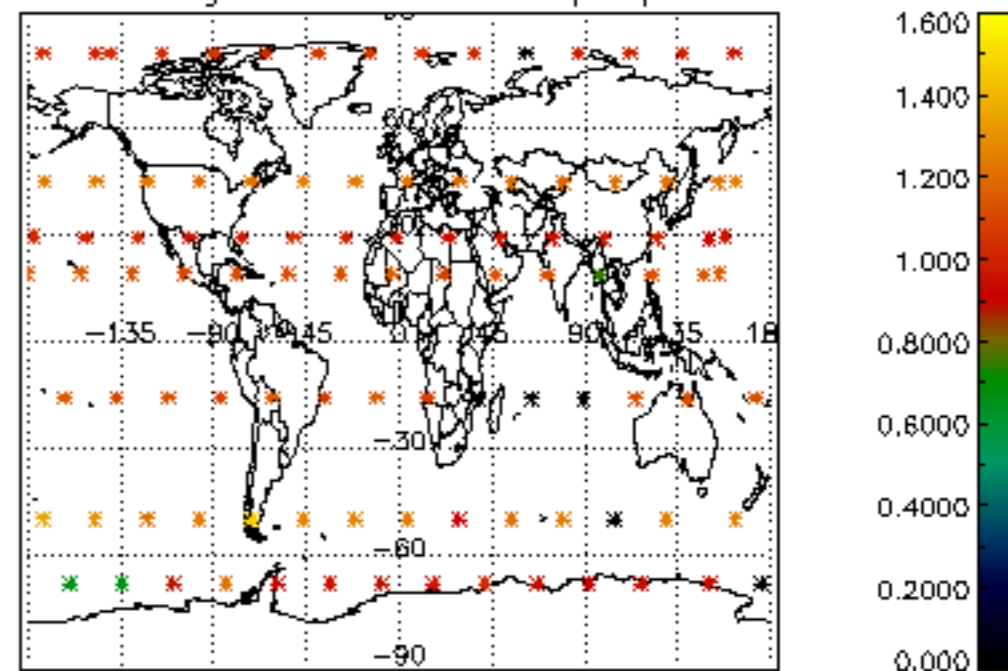
Percentage of saturation errors per profile



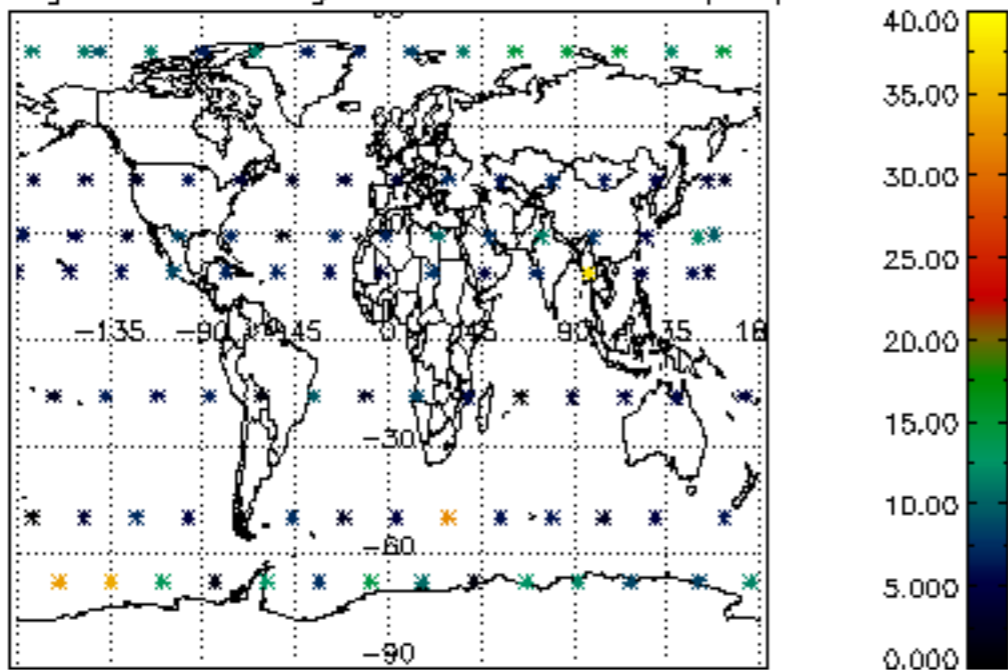
Percentage of cosmic ray hits per profile



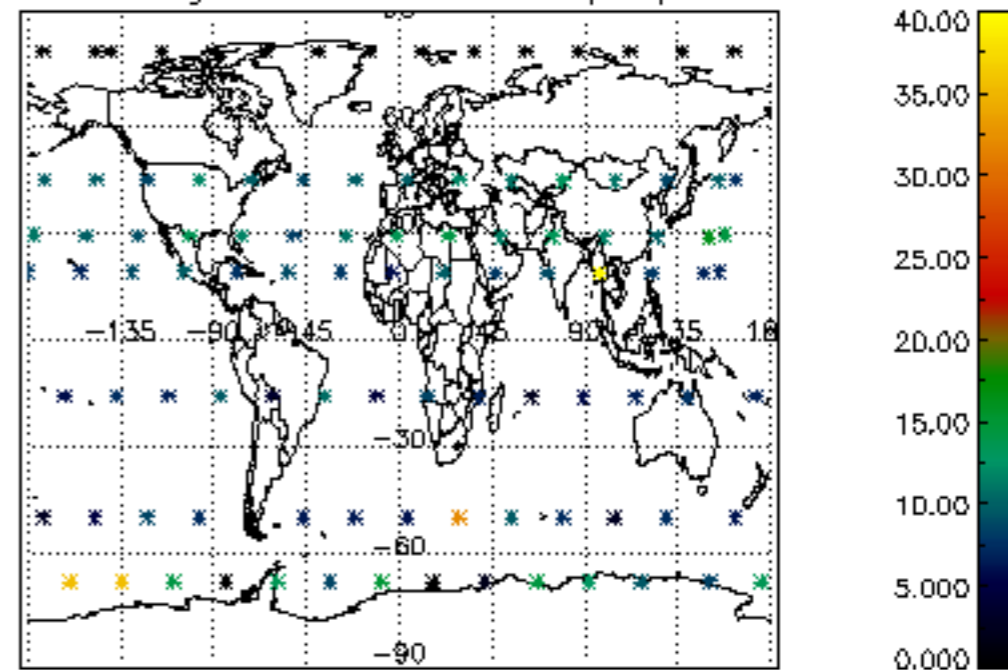
Percentage of datation errors per profile



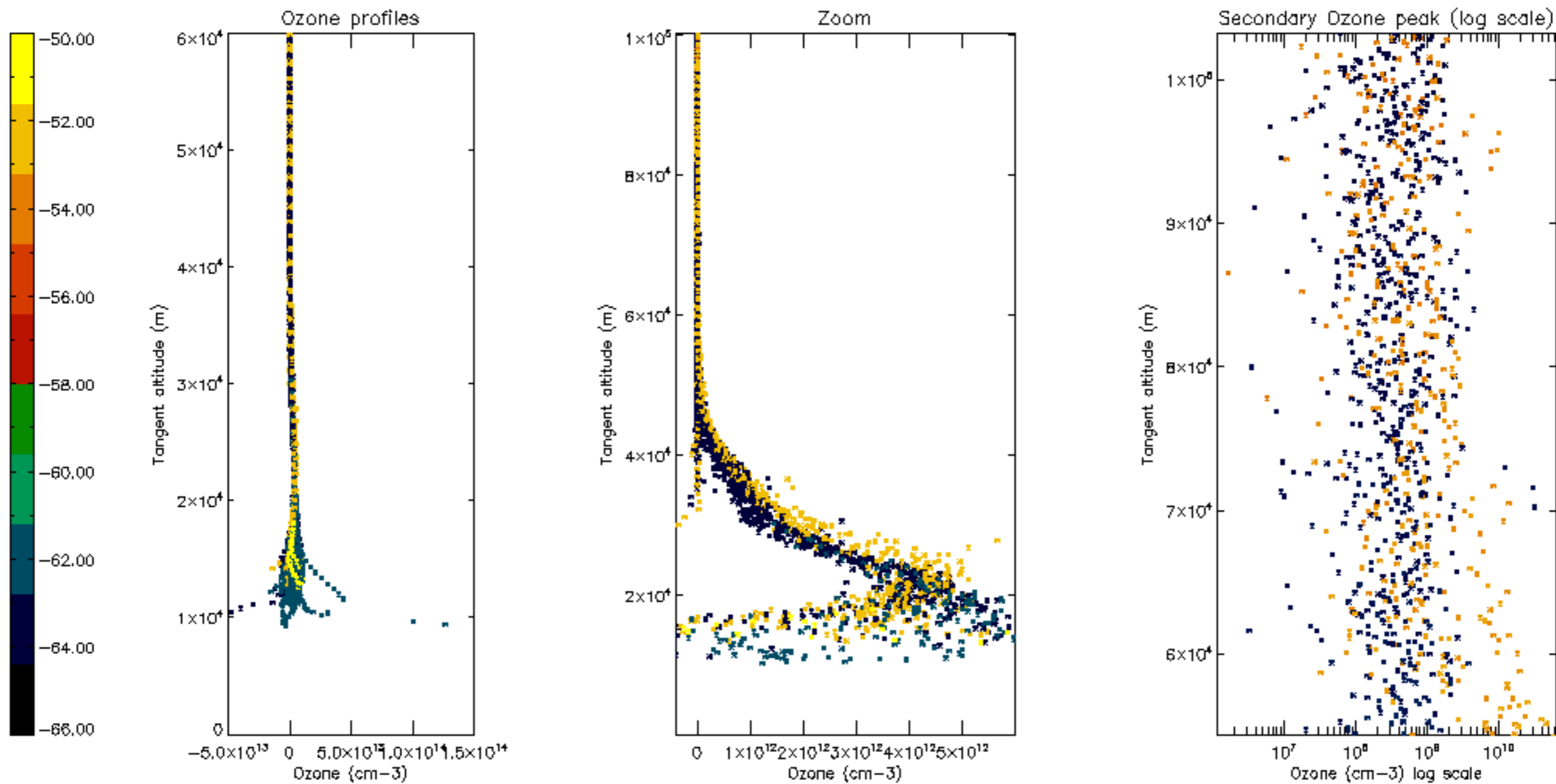
Percentage of star falling outside central band per profile

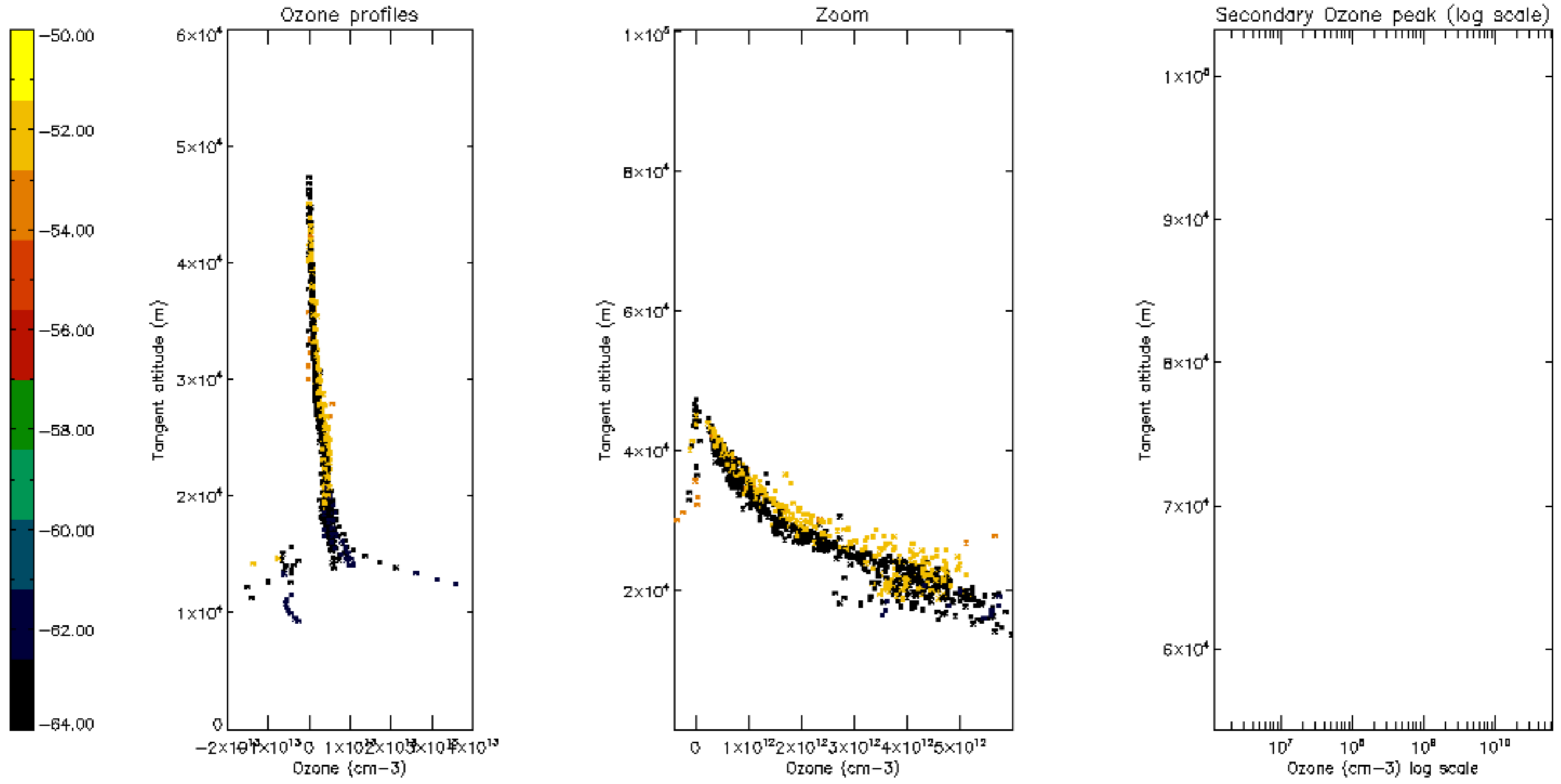


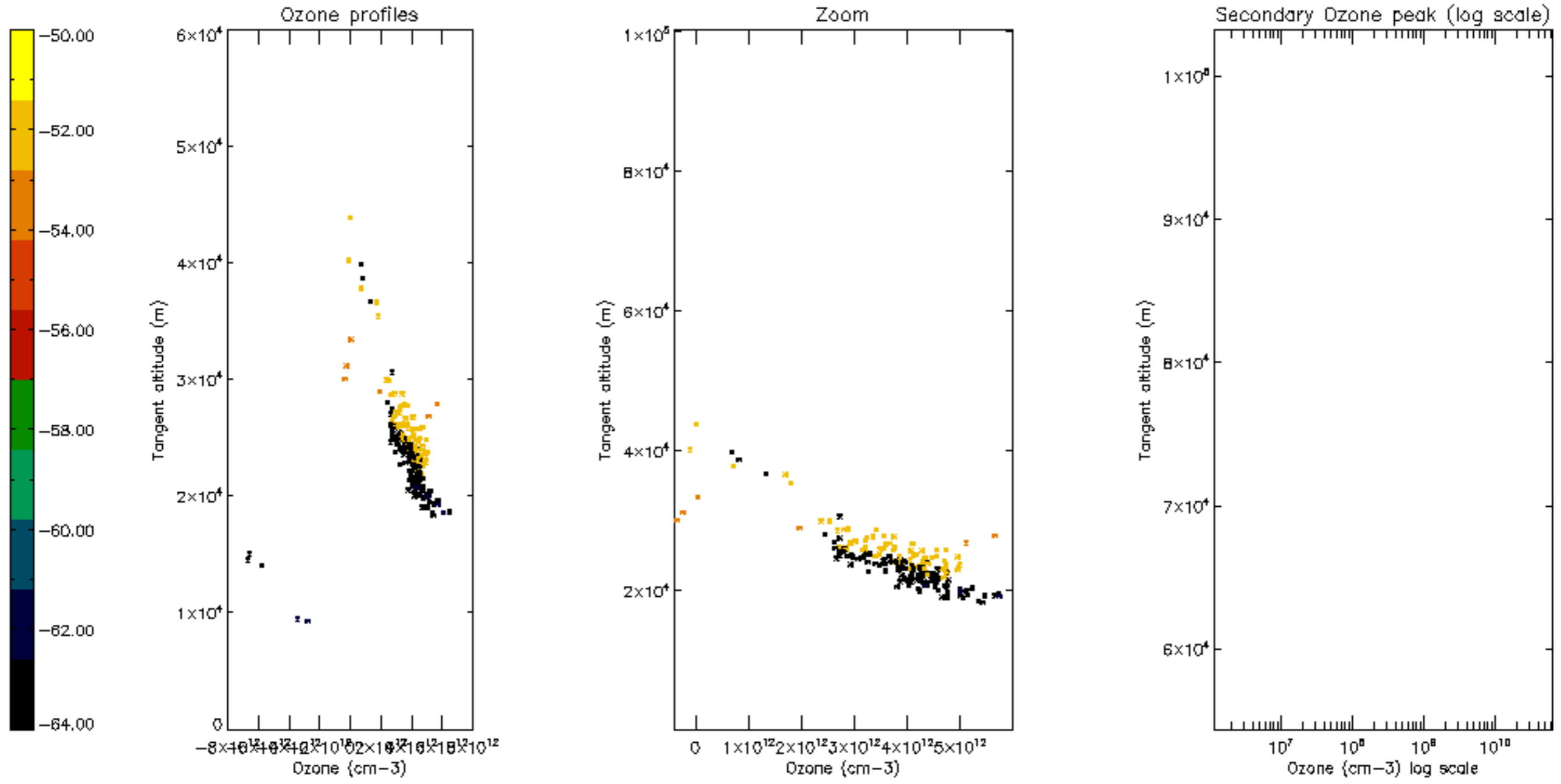
Percentage of saturation errors per profile

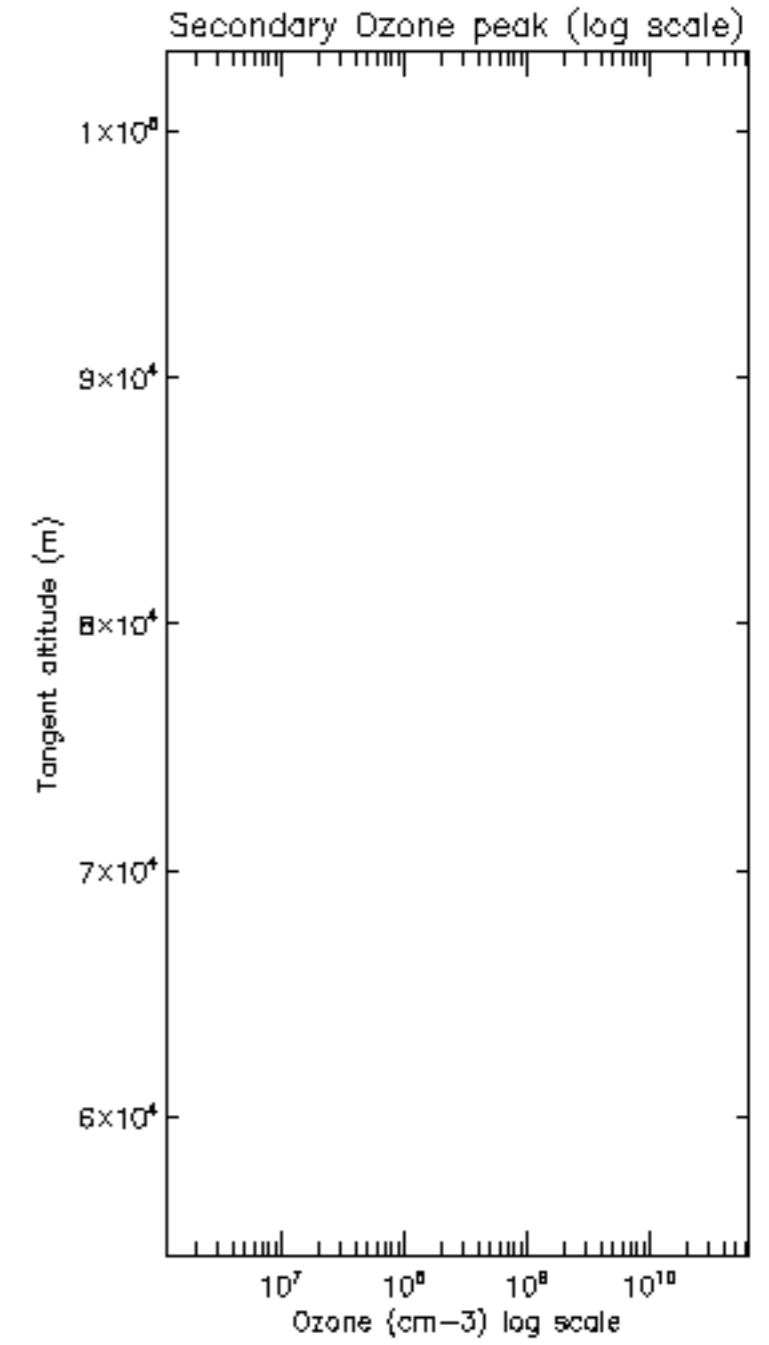
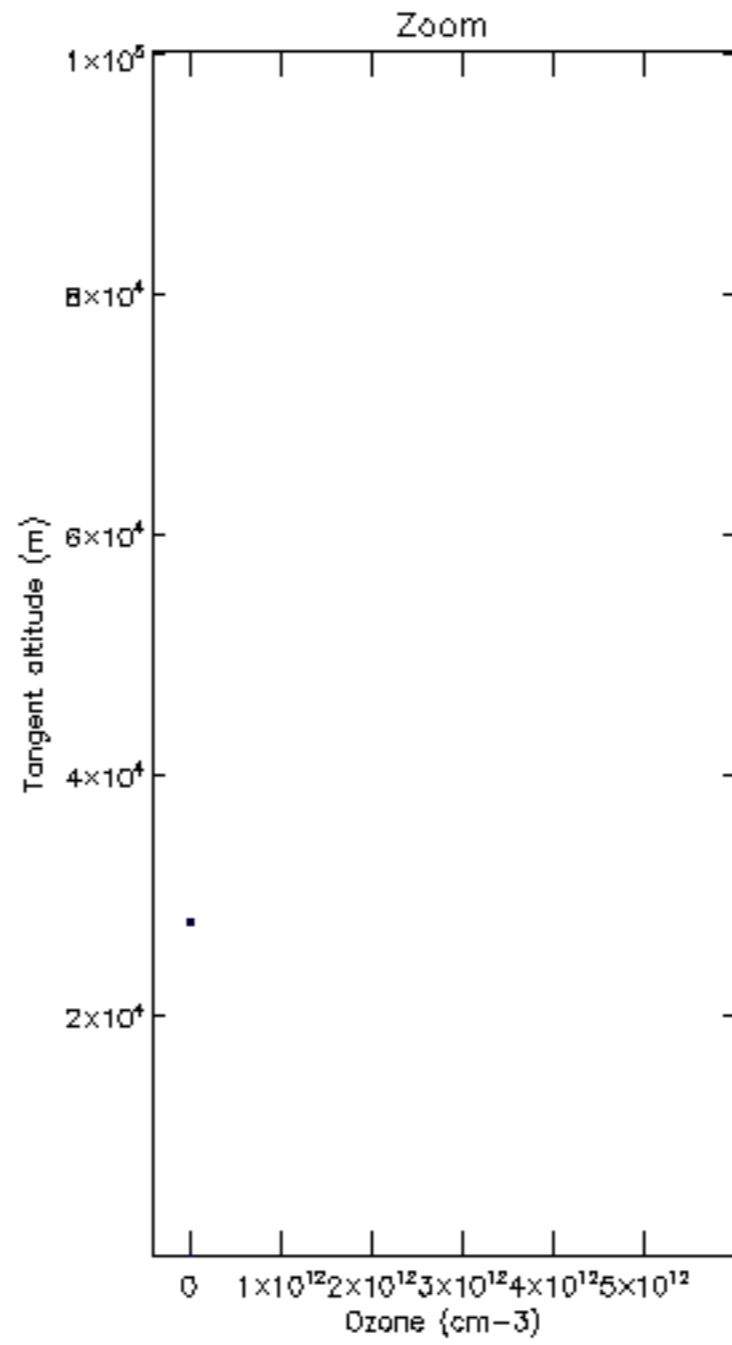
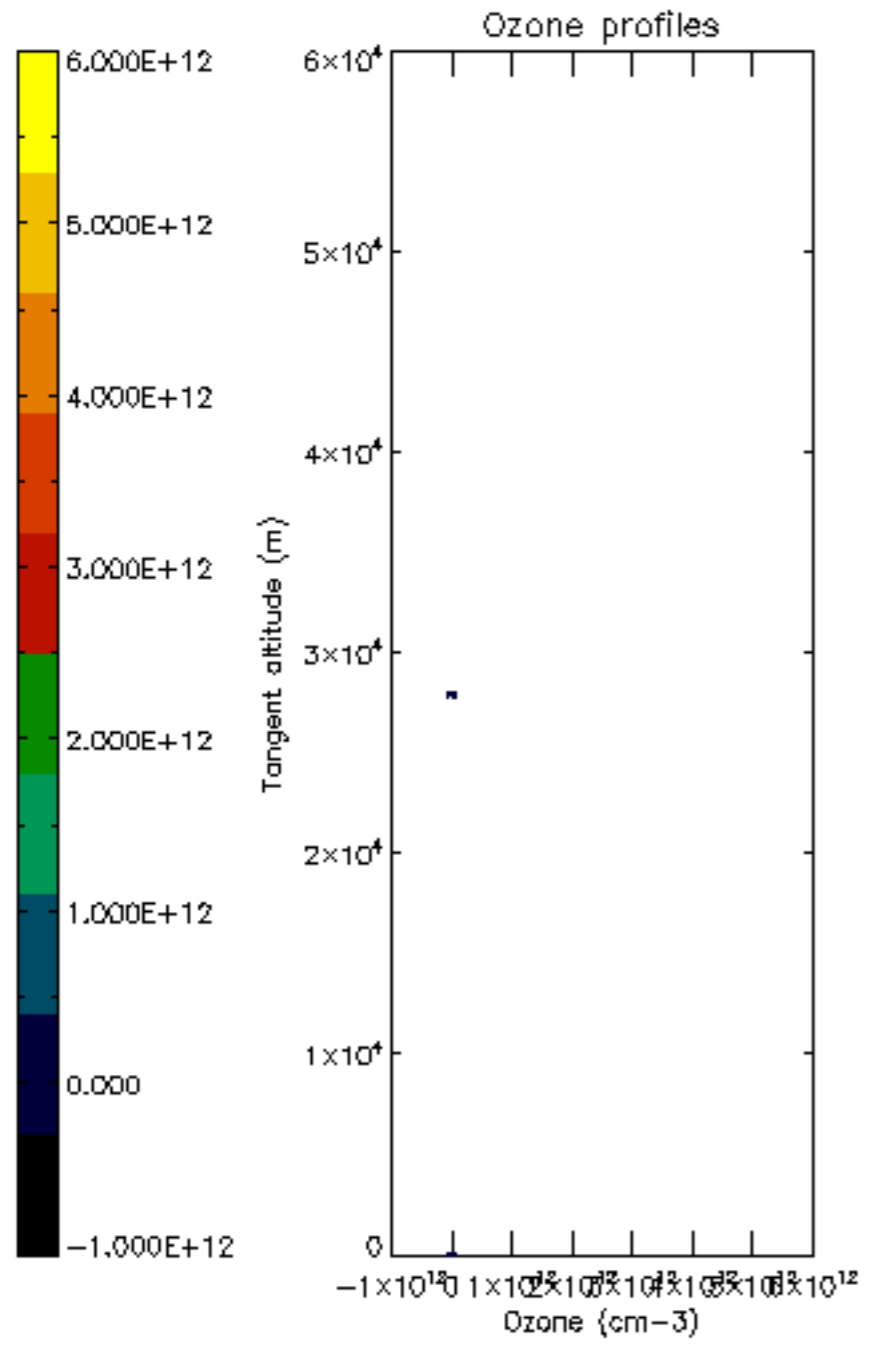




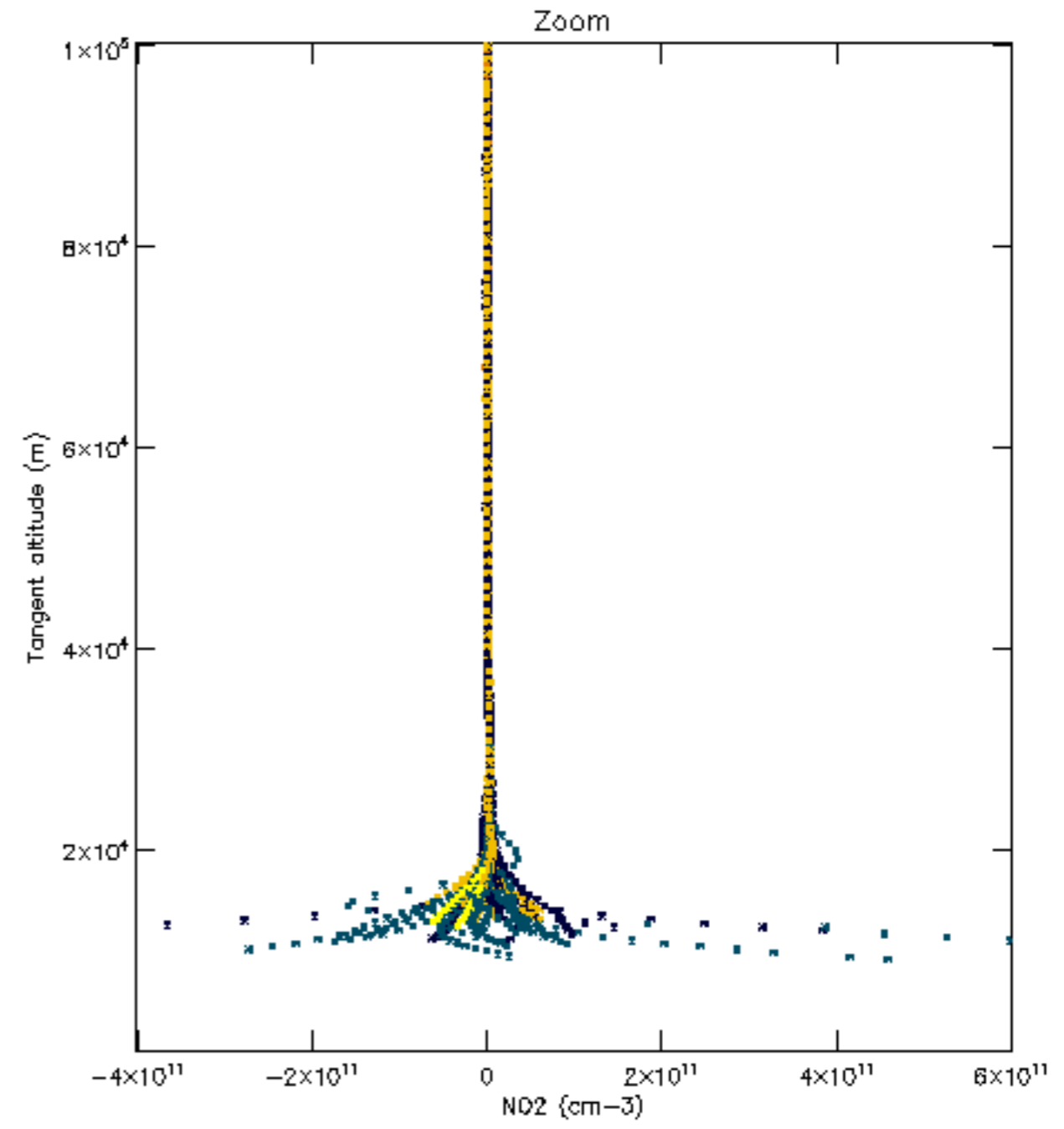
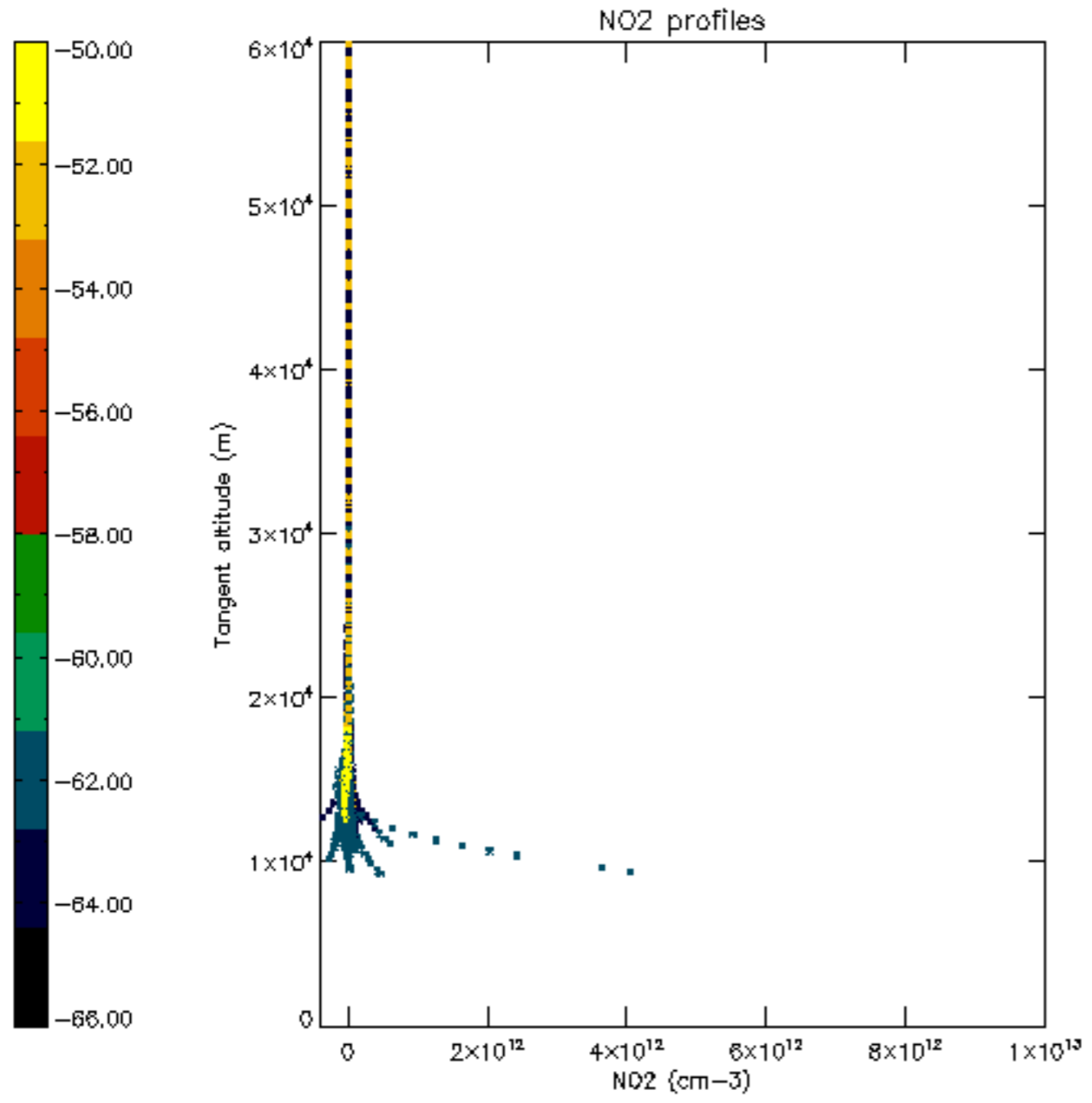


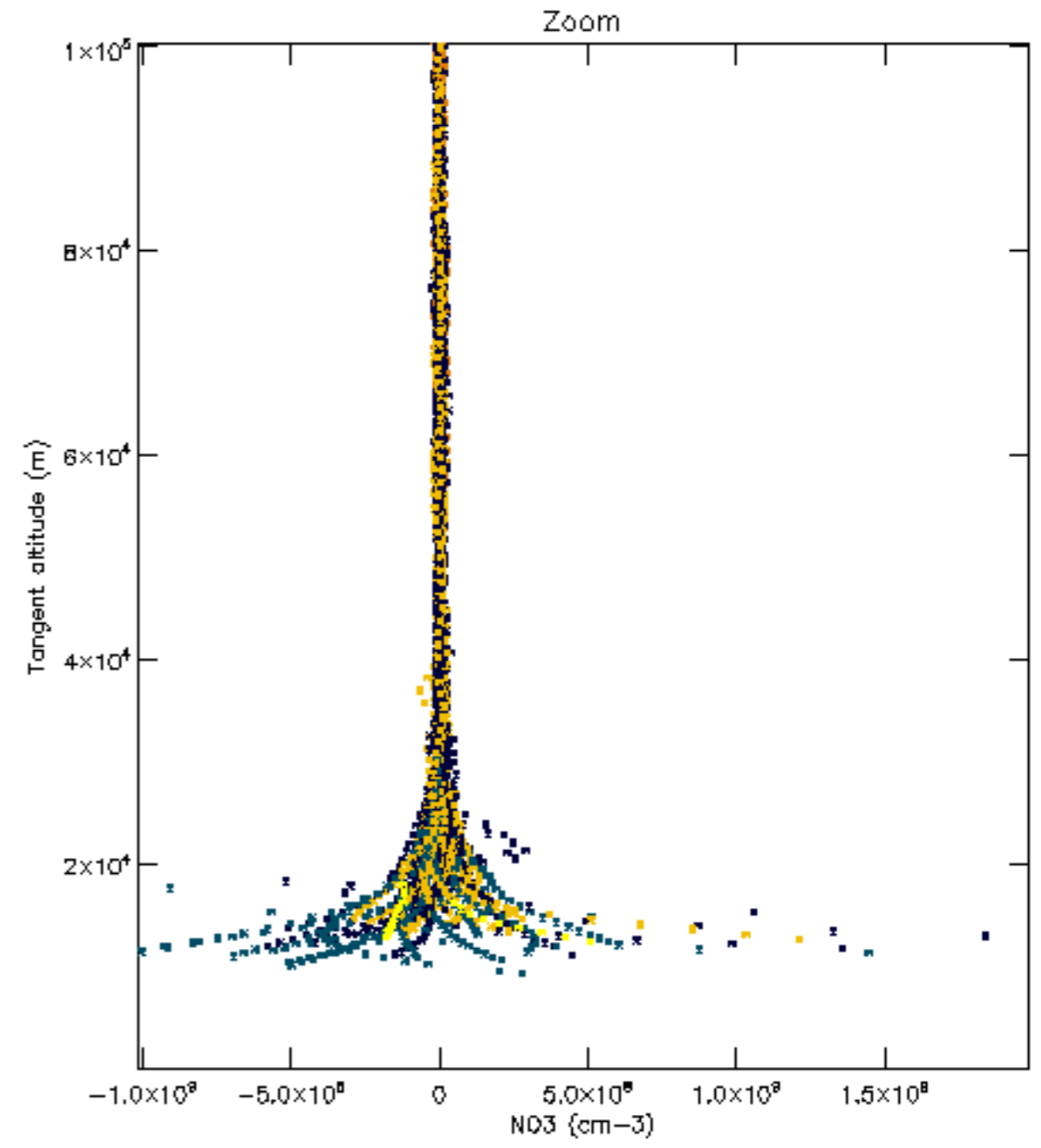
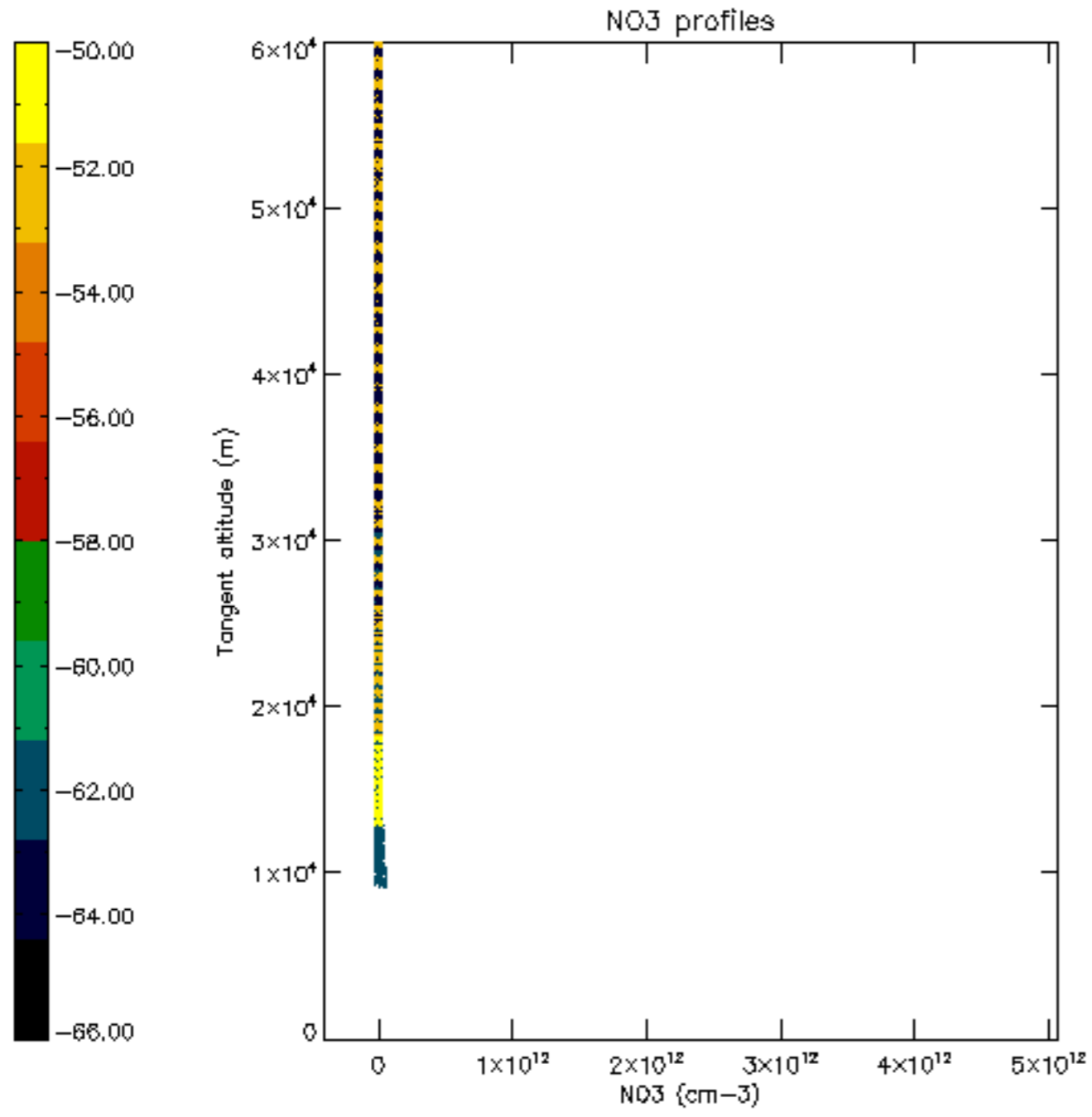


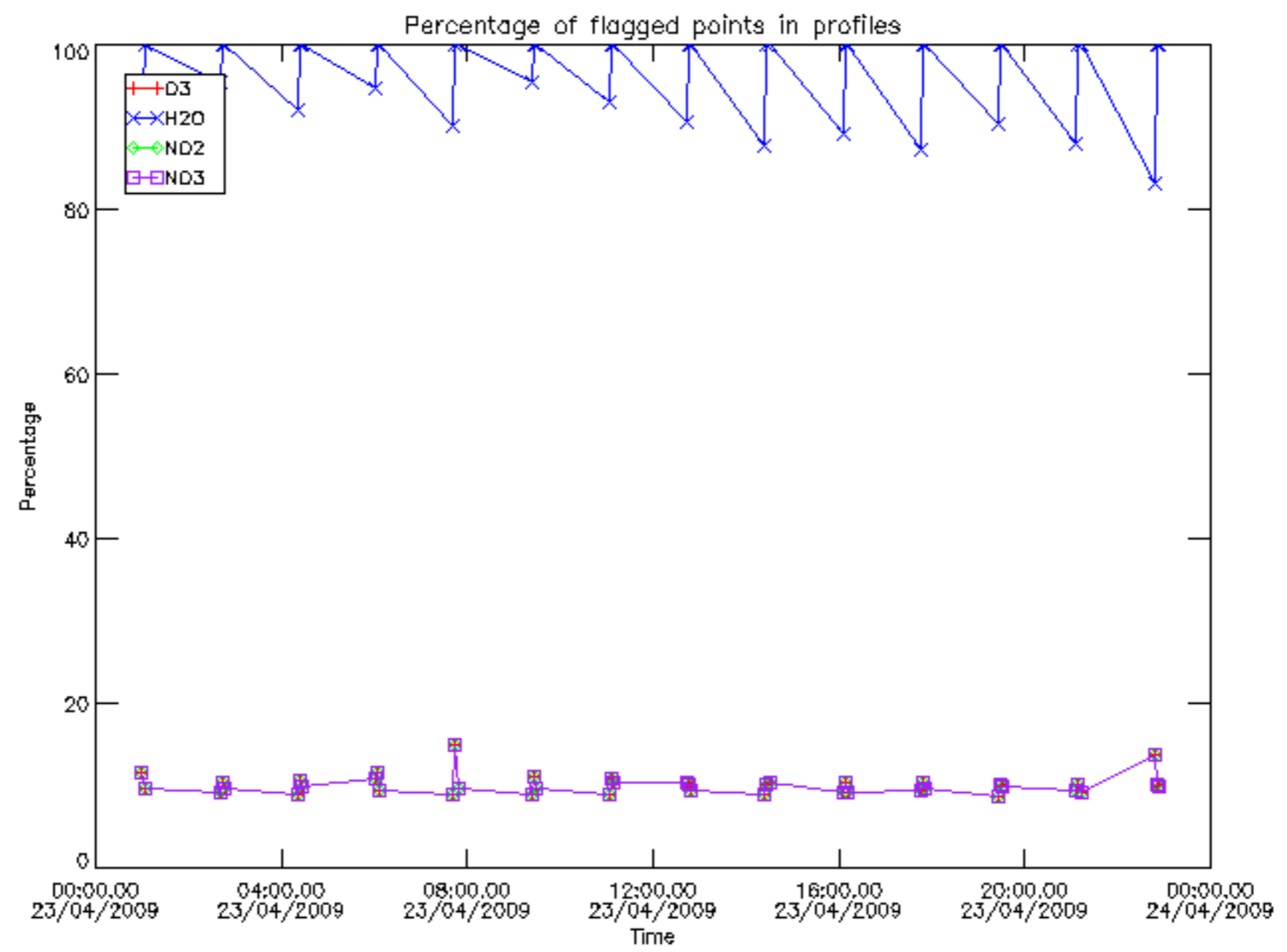




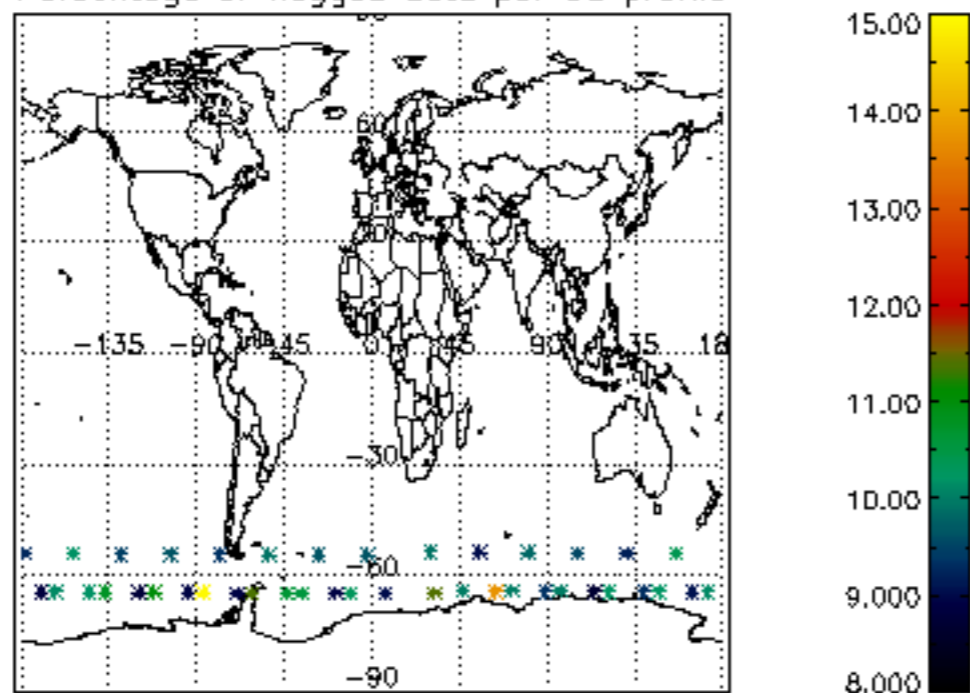




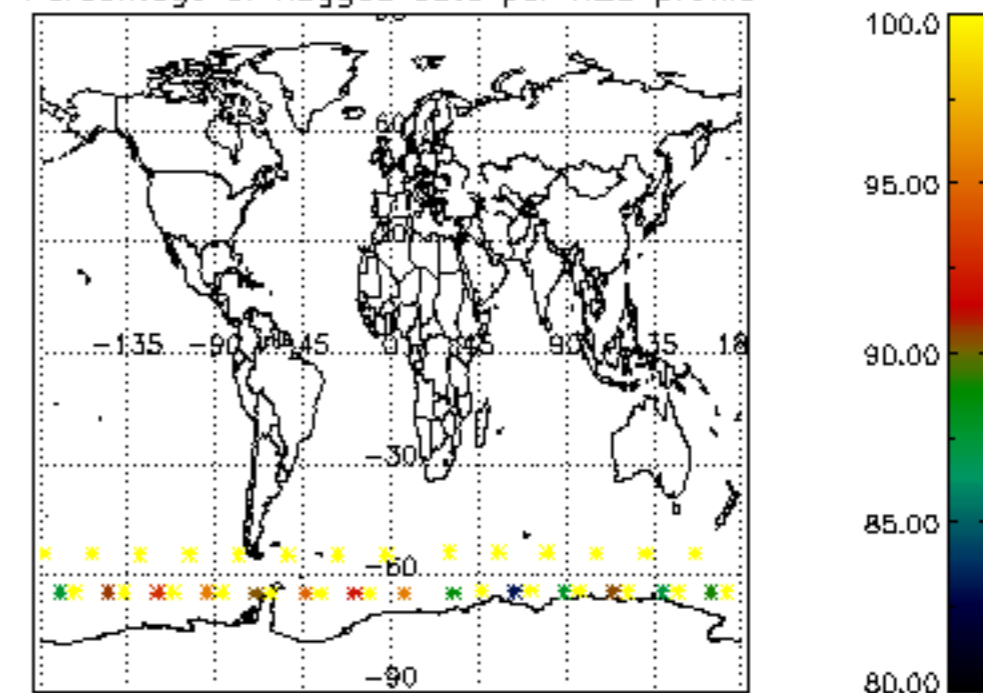




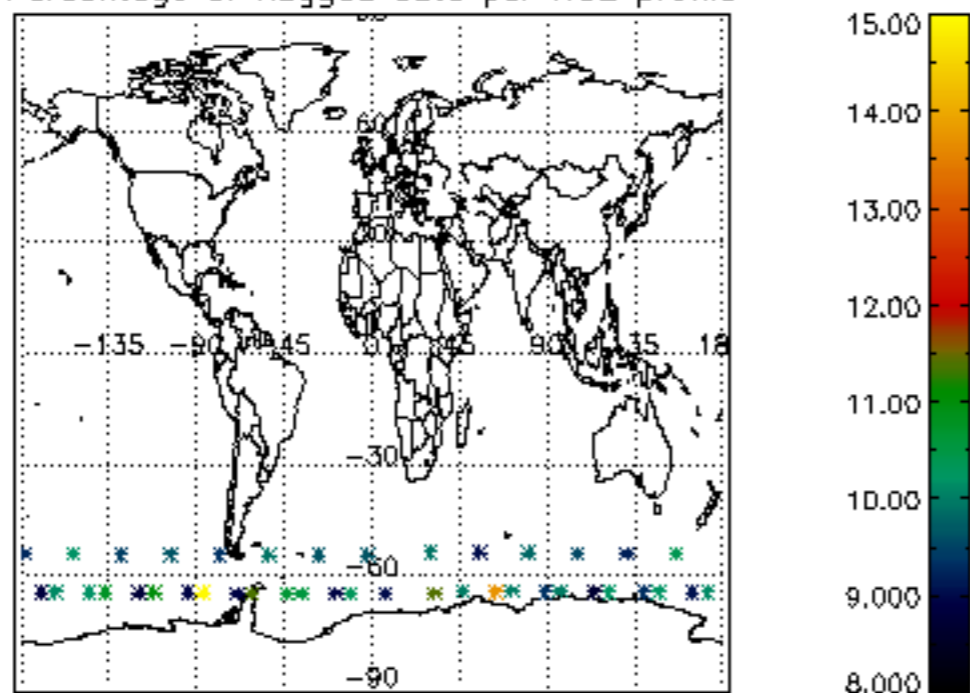
Percentage of flagged data per D3 profile



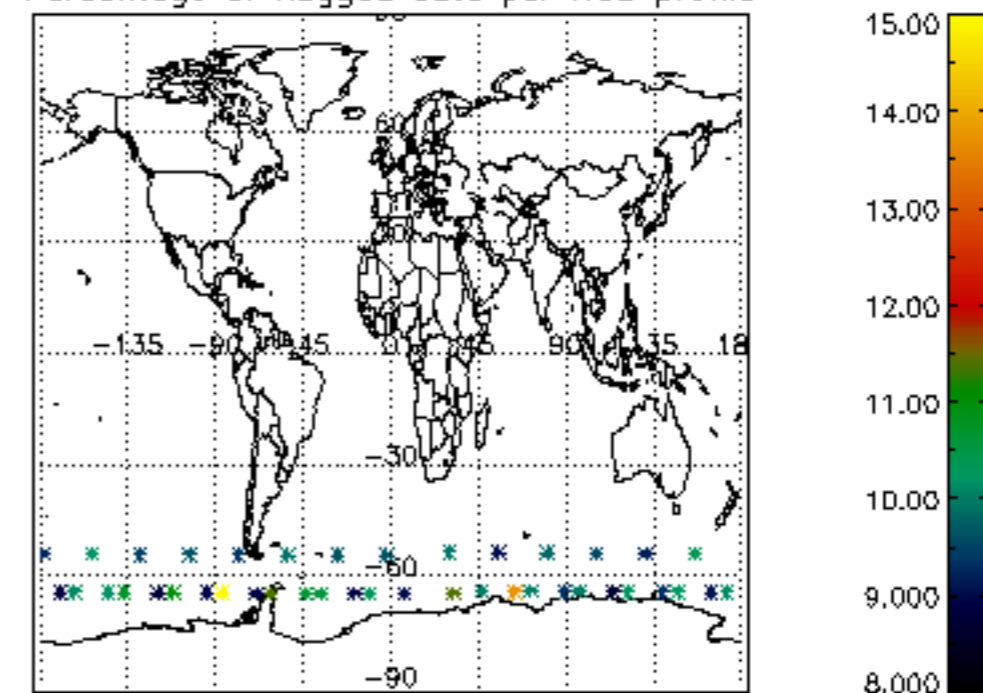
Percentage of flagged data per H2O profile



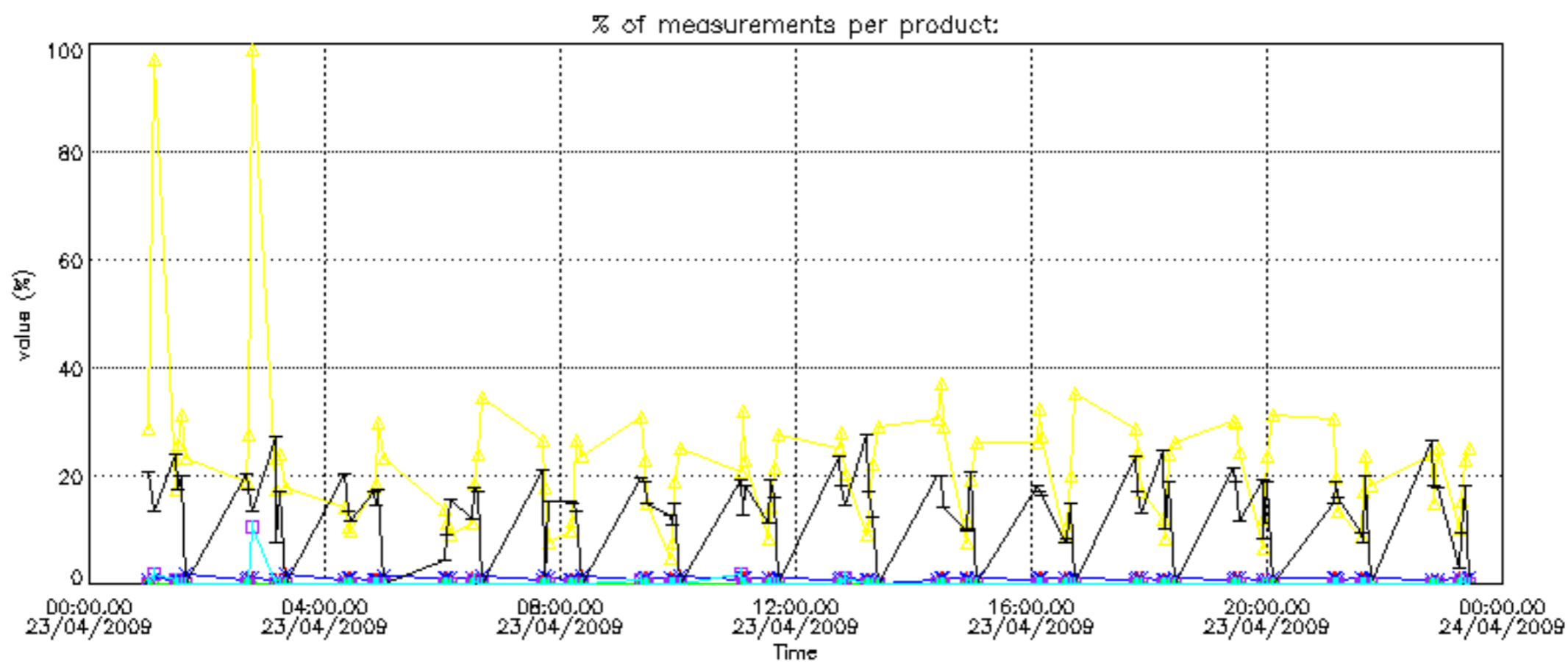
Percentage of flagged data per NO2 profile

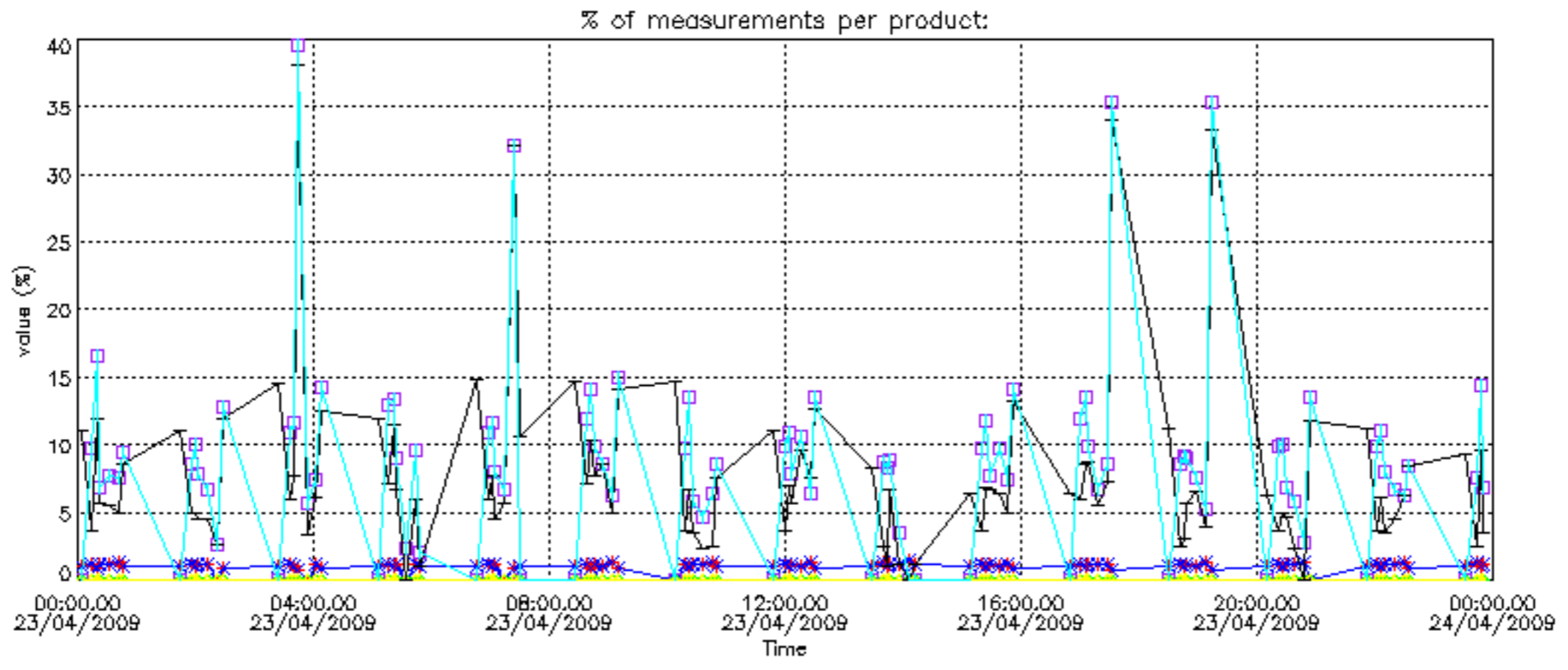


Percentage of flagged data per NO3 profile

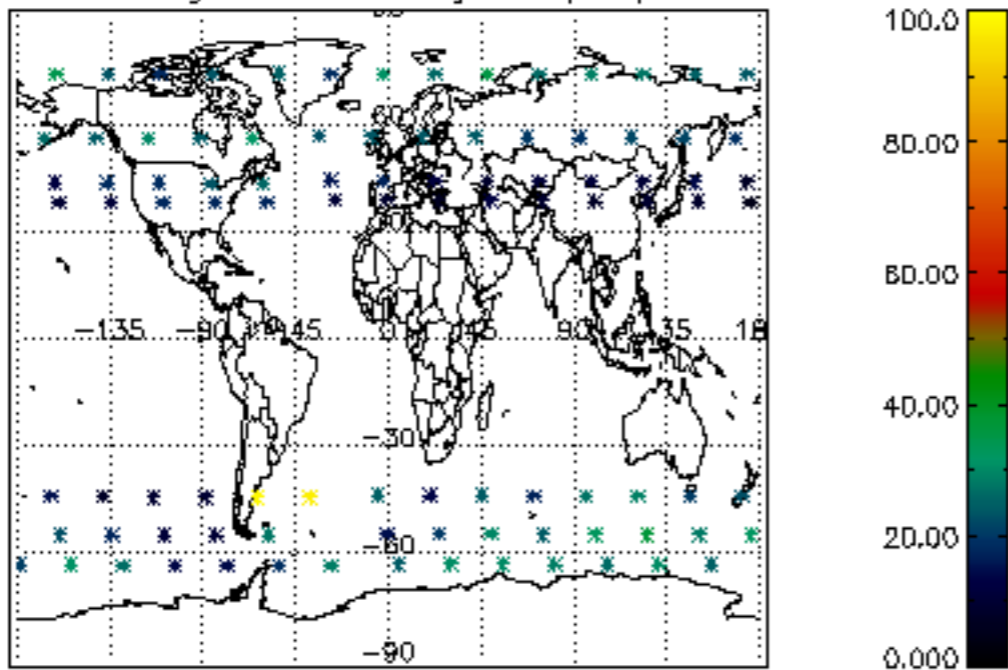




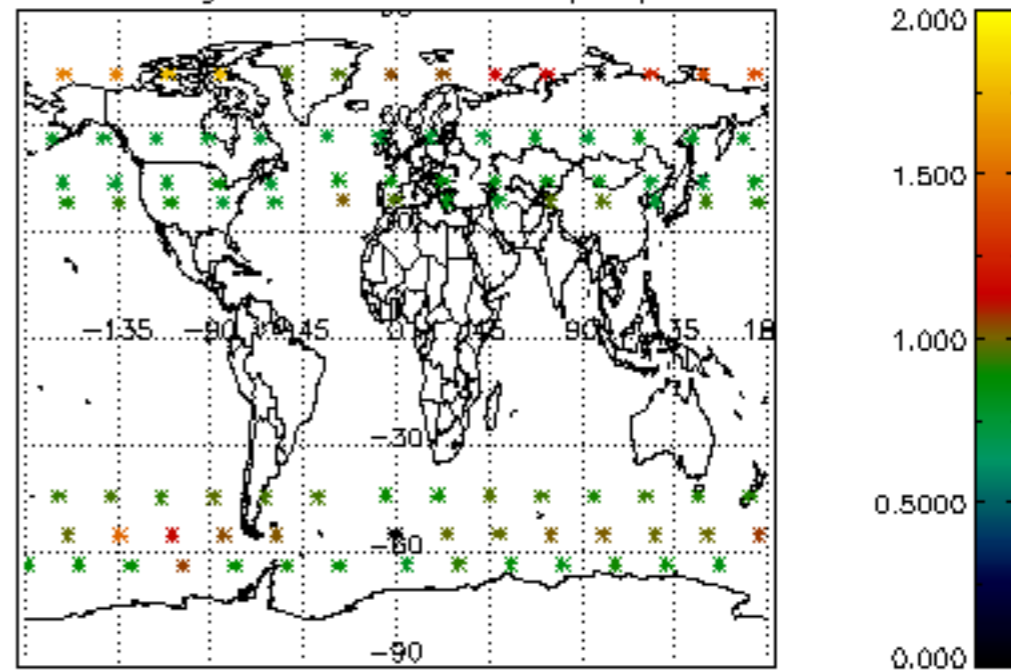




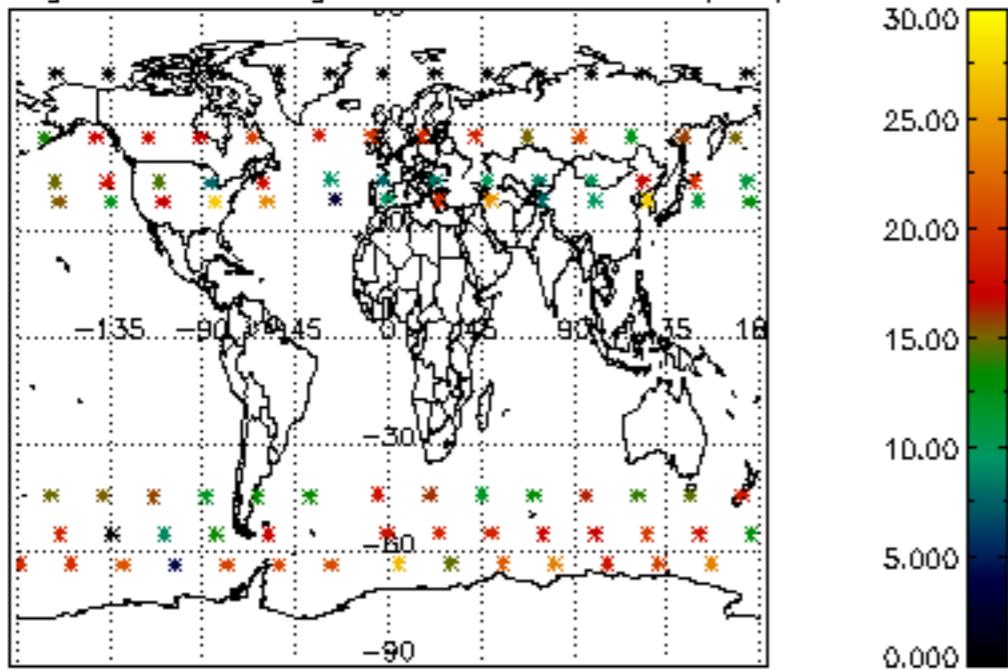
Percentage of cosmic ray hits per profile



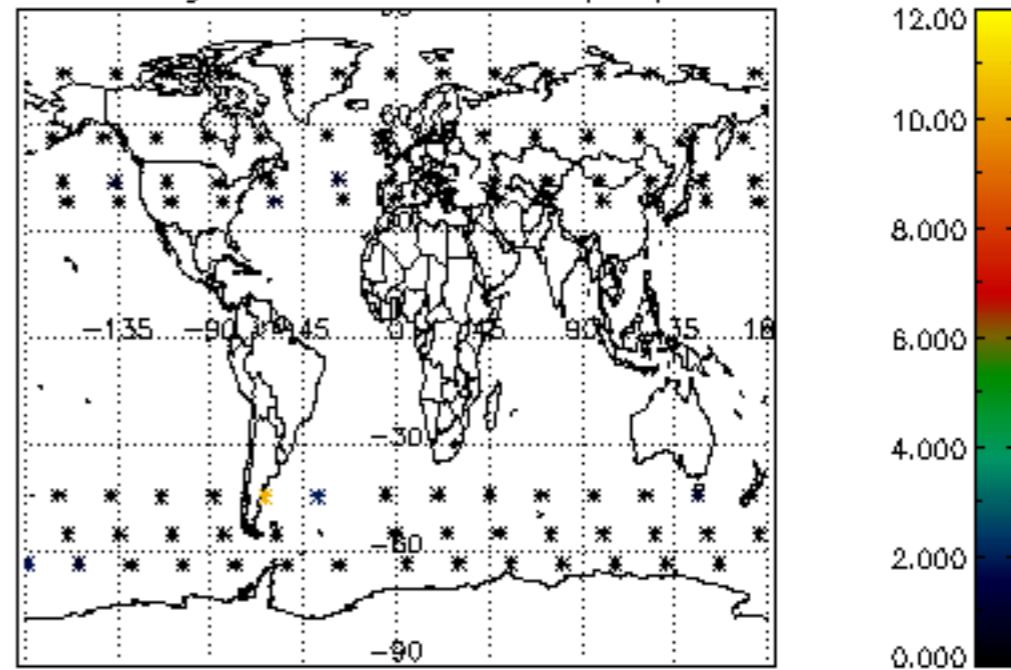
Percentage of datation errors per profile



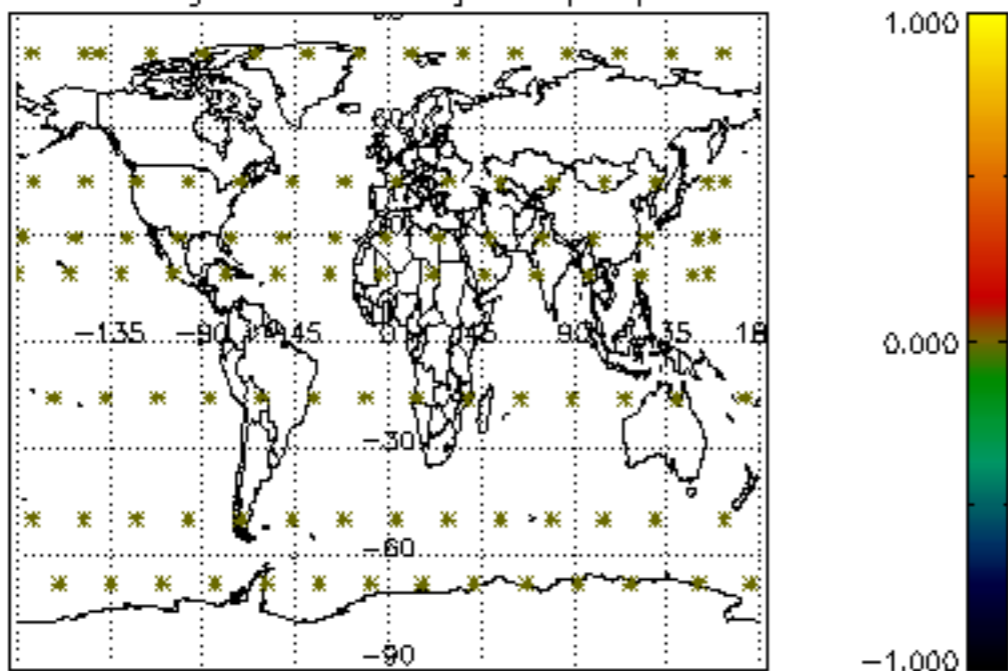
Percentage of star falling outside central band per profile



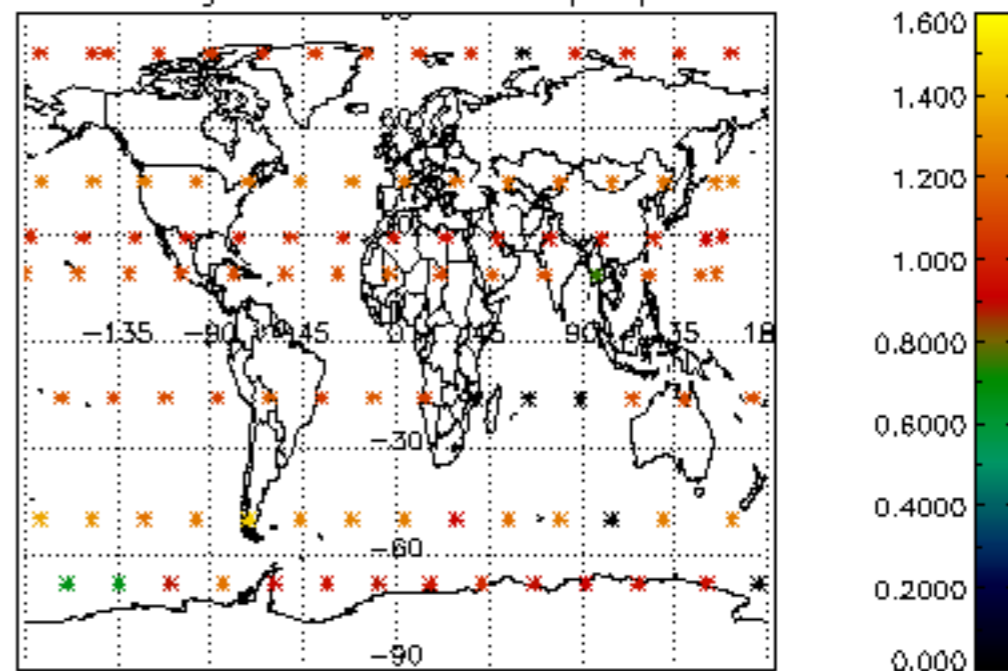
Percentage of saturation errors per profile



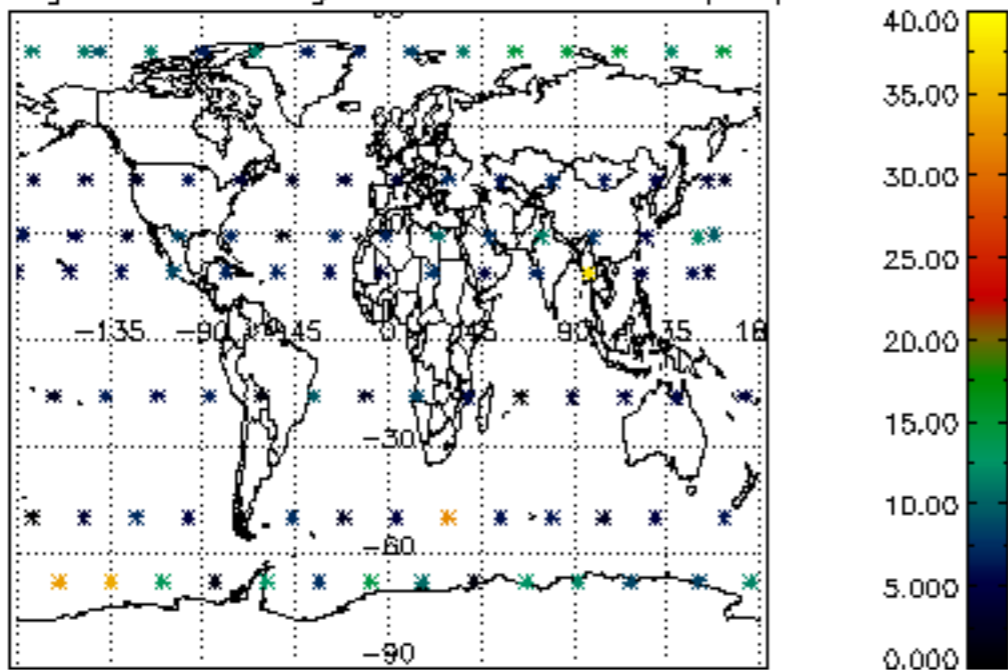
Percentage of cosmic ray hits per profile



Percentage of datation errors per profile



Percentage of star falling outside central band per profile



Percentage of saturation errors per profile

