

# GOMOS Level 2 Daily Report

## SUMMARY

### [1. General Info](#)

### [2. Summary of processed GOM\\_NL\\_2P products](#)

### [3. Level 2 Quality information per product](#)

#### [3.1 Plot of level 2 quality information per product \(time dependant\)](#)

#### [3.2 Plot of level 2 quality information per product \(world map\)](#)

### [4. Level 1 Quality information per product \(stored on level 2 products\)](#)

#### [4.1 Plot of level 1 quality information per product \(time dependant\)](#)

##### [4.1.1 Plot of level 1 quality information per product \(time dependant\): ASCENDING](#)

##### [4.1.2 Plot of level 1 quality information per product \(time dependant\): DESCENDING](#)

#### [4.2 Plot of level 1 quality information per product \(world map\)](#)

##### [4.2.1 Plot of level 1 quality information per product \(world map\): ASCENDING](#)

##### [4.2.2 Plot of level 1 quality information per product \(world map\): DESCENDING](#)

### [5. Ozone profiles based on quality statistics and other trace gas profiles](#)

#### [5.1 Ozone statistics based on quality of products](#)

#### [5.2 Plot ozone profiles for all STD \(dark without errors\)](#)

#### [5.3 Plot ozone profiles where STD < 20% \(dark without errors\)](#)

#### [5.4. Plot ozone profiles where STD < 10% \(dark without errors\)](#)

#### [5.5. Plot ozone profiles where STD < 5% \(dark without errors\)](#)

#### [5.6 Plot NO2 profiles for all STD \(dark without errors\)](#)

#### [5.7 Plot NO3 profiles for all STD \(dark without errors\)](#)

#### [5.8 Plot H2O profiles \(only for occultations of stars 1,2,3,4,13,14,16,26,63 dark without errors\) for all STD](#)

### [6. Auxiliary Data Files used for the production reported in section 2](#)

This report presents the daily analysis on parameters extracted from GOMOS level 2 data (GOM\_NL\_\_2P). It is intended to monitor some important parameters that will impact the quality of these products. A list of level 2 products (and content) that have arrived during the reporting day to the PCF is also given.

Item	Value
Time of report generation	26APR2013 08:41:58
Data source version	GOMOS/6.01
Start time of products	09-04-2009 (09APR2009 00:00:00)
Stop time of products	10-04-2009 (10APR2009 00:00:00)
Store outputs in DB	Yes
Nb of level 2 prods	170
Nb of prods with errors	0

## 2. Summary of processed GOM\_NL\_\_2P products.

Nr	Filename	UTC Start time	Limb	Duration	Star Id	Star Name	Star Mag	Star Temp	Nb Meas	Orbit	Prod. error
1	GOM_NL__2PRFIN20090409_001731_000000572078_00031_37159_5684.N1	09-APR-2009 00:17:31	Dark	56.500	103	38Zet Sgr	2.6000	9700.0	113	37159	No
2	GOM_NL__2PRFIN20090409_002110_000000582078_00031_37159_5685.N1	09-APR-2009 00:21:10	Dark	58.000	38	20Eps Sgr	1.8360	11000.	116	37159	No
3	GOM_NL__2PRFIN20090409_002521_000000582078_00031_37159_5686.N1	09-APR-2009 00:25:21	Dark	58.000	25	35Lam Sco	1.6200	28000.	116	37159	No
4	GOM_NL__2PRFIN20090409_003302_000000392078_00031_37159_5687.N1	09-APR-2009 00:33:02	Straylight	39.000	109	Bet Lup	2.6770	26000.	78	37159	No
5	GOM_NL__2PRFIN20090409_004531_000000382078_00031_37159_5688.N1	09-APR-2009 00:45:31	Bright	38.000	15	67Alp Vir	0.97600	28000.	76	37159	No
6	GOM_NL__2PRFIN20090409_005244_000000392078_00031_37159_5689.N1	09-APR-2009 00:52:44	Bright	38.500	138	47Eps Vir	2.8280	4700.0	77	37159	No
7	GOM_NL__2PRFIN20090409_010104_000000372078_00031_37159_5690.N1	09-APR-2009 01:01:04	Bright	37.000	152	12Alp2CVn	2.8900	11000.	74	37159	No
8	GOM_NL__2PRFIN20090409_010544_000000422078_00031_37159_5691.N1	09-APR-2009 01:05:44	Bright	41.500	39	85Eta UMa	1.8540	24000.	83	37159	No
9	GOM_NL__2PRFIN20090409_011429_000000402078_00031_37159_5692.N1	09-APR-2009 01:14:29	Bright	40.000	119	14Eta Dra	2.7270	4700.0	80	37159	No
10	GOM_NL__2PRFIN20090409_012659_000000372078_00031_37159_5693.N1	09-APR-2009 01:26:59	Bright	37.000	144	18Del Cyg	2.8600	11000.	74	37159	No
11	GOM_NL__2PRFIN20090409_012912_000000332078_00031_37159_5694.N1	09-APR-2009 01:29:12	Twilight_stray	33.000	66	37Gam Cyg	2.2080	5900.0	66	37159	No
12	GOM_NL__2PRFIN20090409_015808_000000572078_00032_37160_5698.N1	09-APR-2009 01:58:08	Dark	56.500	103	38Zet Sgr	2.6000	9700.0	113	37160	No
13	GOM_NL__2PRFIN20090409_020147_000000582078_00032_37160_5699.N1	09-APR-2009 02:01:47	Dark	57.500	38	20Eps Sgr	1.8360	11000.	115	37160	No
14	GOM_NL__2PRFIN20090409_020558_000000582078_00032_37160_5700.N1	09-APR-2009 02:05:58	Dark	58.000	25	35Lam Sco	1.6200	28000.	116	37160	No
15	GOM_NL__2PRFIN20090409_021338_000000392078_00032_37160_5701.N1	09-APR-2009 02:13:38	Straylight	39.000	109	Bet Lup	2.6770	26000.	78	37160	No
16	GOM_NL__2PRFIN20090409_022607_000000382078_00032_37160_5702.N1	09-APR-2009 02:26:07	Bright	38.000	15	67Alp Vir	0.97600	28000.	76	37160	No
17	GOM_NL__2PRFIN20090409_023319_000000392078_00032_37160_5703.N1	09-APR-2009 02:33:19	Bright	38.500	138	47Eps Vir	2.8280	4700.0	77	37160	No
18	GOM_NL__2PRFIN20090409_024139_000000402078_00032_37160_5704.N1	09-APR-2009 02:41:39	Bright	39.500	152	12Alp2CVn	2.8900	11000.	79	37160	No
19	GOM_NL__2PRFIN20090409_024619_000000412078_00032_37160_5705.N1	09-APR-2009 02:46:19	Bright	41.000	39	85Eta UMa	1.8540	24000.	82	37160	No
20	GOM_NL__2PRFIN20090409_025505_000000412078_00032_37160_5706.N1	09-APR-2009 02:55:05	Bright	40.500	119	14Eta Dra	2.7270	4700.0	81	37160	No
21	GOM_NL__2PRFIN20090409_030735_000000392078_00032_37160_5707.N1	09-APR-2009 03:07:35	Bright	38.500	144	18Del Cyg	2.8600	11000.	77	37160	No
22	GOM_NL__2PRFIN20090409_030948_000000352078_00032_37160_5708.N1	09-APR-2009 03:09:48	Bright	35.000	66	37Gam Cyg	2.2080	5900.0	70	37160	No
23	GOM_NL__2PRFIN20090409_031205_000000332078_00032_37160_5709.N1	09-APR-2009 03:12:05	Bright	33.000	92	53Eps Cyg	2.5000	4500.0	66	37160	No
24	GOM_NL__2PRFIN20090409_033846_000000562078_00033_37161_5718.N1	09-APR-2009 03:38:46	Dark	56.000	103	38Zet Sgr	2.6000	9700.0	112	37161	No
25	GOM_NL__2PRFIN20090409_034225_000000532078_00033_37161_5719.N1	09-APR-2009 03:42:25	Dark	53.000	38	20Eps Sgr	1.8360	11000.	106	37161	No
26	GOM_NL__2PRFIN20090409_034636_000000532078_00033_37161_5720.N1	09-APR-2009 03:46:36	Dark	53.000	25	35Lam Sco	1.6200	28000.	106	37161	No
27	GOM_NL__2PRFIN20090409_035415_000000392078_00033_37161_5721.N1	09-APR-2009 03:54:15	Straylight	39.000	109	Bet Lup	2.6770	26000.	78	37161	No
28	GOM_NL__2PRFIN20090409_040643_000000382078_00033_37161_5722.N1	09-APR-2009 04:06:43	Bright	37.500	15	67Alp Vir	0.97600	28000.	75	37161	No
29	GOM_NL__2PRFIN20090409_041355_000000392078_00033_37161_5723.N1	09-APR-2009 04:13:55	Bright	39.000	138	47Eps Vir	2.8280	4700.0	78	37161	No
30	GOM_NL__2PRFIN20090409_042215_000000382078_00033_37161_5724.N1	09-APR-2009 04:22:15	Bright	38.000	152	12Alp2CVn	2.8900	11000.	76	37161	No
31	GOM_NL__2PRFIN20090409_042655_000000402078_00033_37161_5725.N1	09-APR-2009 04:26:55	Bright	40.000	39	85Eta UMa	1.8540	24000.	80	37161	No
32	GOM_NL__2PRFIN20090409_043540_000000412078_00033_37161_5726.N1	09-APR-2009 04:35:40	Bright	40.500	119	14Eta Dra	2.7270	4700.0	81	37161	No
33	GOM_NL__2PRFIN20090409_044811_000000392078_00033_37161_5727.N1	09-APR-2009 04:48:11	Bright	38.500	144	18Del Cyg	2.8600	11000.	77	37161	No
34	GOM_NL__2PRFIN20090409_045024_000000352078_00033_37161_5728.N1	09-APR-2009 04:50:24	Bright	35.000	66	37Gam Cyg	2.2080	5900.0	70	37161	No
35	GOM_NL__2PRFIN20090409_045241_000000342078_00033_37161_5729.N1	09-APR-2009 04:52:41	Bright	33.500	92	53Eps Cyg	2.5000	4500.0	67	37161	No
36	GOM_NL__2PRFIN20090409_051923_000000522078_00034_37162_5749.N1	09-APR-2009 05:19:23	Dark	52.000	103	38Zet Sgr	2.6000	9700.0	104	37162	No
37	GOM_NL__2PRFIN20090409_052302_000000532078_00034_37162_5750.N1	09-APR-2009 05:23:02	Dark	53.000	38	20Eps Sgr	1.8360	11000.	106	37162	No
38	GOM_NL__2PRFIN20090409_052713_000000542078_00034_37162_5751.N1	09-APR-2009 05:27:13	Dark	53.500	25	35Lam Sco	1.6200	28000.	107	37162	No
39	GOM_NL__2PRFIN20090409_053452_000000392078_00034_37162_5752.N1	09-APR-2009 05:34:52	Straylight	39.000	109	Bet Lup	2.6770	26000.	78	37162	No
40	GOM_NL__2PRFIN20090409_054719_000000382078_00034_37162_5753.N1	09-APR-2009 05:47:19	Bright	37.500	15	67Alp Vir	0.97600	28000.	75	37162	No
41	GOM_NL__2PRFIN20090409_055430_000000382078_00034_37162_5754.N1	09-APR-2009 05:54:30	Bright	37.500	138	47Eps Vir	2.8280	4700.0	75	37162	No
42	GOM_NL__2PRFIN20090409_060250_000000372078_00034_37162_5755.N1	09-APR-2009 06:02:50	Bright	37.000	152	12Alp2CVn	2.8900	11000.	74	37162	No

43	GOM_NL__2PRFIN20090409_060730_000000532078_00034_37162_5756.N1	09-APR-2009 06:07:30	Bright	53.000	39	85Eta UMa	1.8540	24000.	106	37162	No
44	GOM_NL__2PRFIN20090409_061615_000000402078_00034_37162_5757.N1	09-APR-2009 06:16:15	Bright	40.000	119	14Eta Dra	2.7270	4700.0	80	37162	No
45	GOM_NL__2PRFIN20090409_062847_000000392078_00034_37162_5758.N1	09-APR-2009 06:28:47	Bright	38.500	144	18Del Cyg	2.8600	11000.	77	37162	No
46	GOM_NL__2PRFIN20090409_063100_000000362078_00034_37162_5759.N1	09-APR-2009 06:31:00	Bright	35.500	66	37Gam Cyg	2.2080	5900.0	71	37162	No
47	GOM_NL__2PRFIN20090409_063317_000000332078_00034_37162_5760.N1	09-APR-2009 06:33:17	Bright	32.500	92	53Eps Cyg	2.5000	4500.0	65	37162	No
48	GOM_NL__2PRFIN20090409_070001_000000522078_00035_37163_5784.N1	09-APR-2009 07:00:01	Dark	52.000	103	38Zet Sgr	2.6000	9700.0	104	37163	No
49	GOM_NL__2PRFIN20090409_070340_000000542078_00035_37163_5785.N1	09-APR-2009 07:03:40	Dark	53.500	38	20Eps Sgr	1.8360	11000.	107	37163	No
50	GOM_NL__2PRFIN20090409_070750_000000542078_00035_37163_5786.N1	09-APR-2009 07:07:50	Dark	53.500	25	35Lam Sco	1.6200	28000.	107	37163	No
51	GOM_NL__2PRFIN20090409_071528_000000402078_00035_37163_5787.N1	09-APR-2009 07:15:28	Straylight	39.500	109	Bet Lup	2.6770	26000.	79	37163	No
52	GOM_NL__2PRFIN20090409_072755_000000382078_00035_37163_5788.N1	09-APR-2009 07:27:55	Bright	38.000	15	67Alp Vir	0.97600	28000.	76	37163	No
53	GOM_NL__2PRFIN20090409_073506_000000392078_00035_37163_5789.N1	09-APR-2009 07:35:06	Bright	38.500	138	47Eps Vir	2.8280	4700.0	77	37163	No
54	GOM_NL__2PRFIN20090409_074326_000000372078_00035_37163_5790.N1	09-APR-2009 07:43:26	Bright	37.000	152	12Alp2CVn	2.8900	11000.	74	37163	No
55	GOM_NL__2PRFIN20090409_074805_000000412078_00035_37163_5791.N1	09-APR-2009 07:48:05	Bright	41.000	39	85Eta UMa	1.8540	24000.	82	37163	No
56	GOM_NL__2PRFIN20090409_075650_000000412078_00035_37163_5792.N1	09-APR-2009 07:56:50	Bright	41.000	119	14Eta Dra	2.7270	4700.0	82	37163	No
57	GOM_NL__2PRFIN20090409_080922_000000392078_00035_37163_5793.N1	09-APR-2009 08:09:22	Bright	38.500	144	18Del Cyg	2.8600	11000.	77	37163	No
58	GOM_NL__2PRFIN20090409_081136_000000352078_00035_37163_5794.N1	09-APR-2009 08:11:36	Bright	35.000	66	37Gam Cyg	2.2080	5900.0	70	37163	No
59	GOM_NL__2PRFIN20090409_081353_000000342078_00035_37163_5795.N1	09-APR-2009 08:13:53	Bright	33.500	92	53Eps Cyg	2.5000	4500.0	67	37163	No
60	GOM_NL__2PRFIN20090409_084038_000000572078_00036_37164_5803.N1	09-APR-2009 08:40:38	Dark	56.500	103	38Zet Sgr	2.6000	9700.0	113	37164	No
61	GOM_NL__2PRFIN20090409_084418_000000362078_00036_37164_5804.N1	09-APR-2009 08:44:18	Dark	36.000	38	20Eps Sgr	1.8360	11000.	72	37164	No
62	GOM_NL__2PRFIN20090409_084828_000000522078_00036_37164_5805.N1	09-APR-2009 08:48:28	Dark	51.500	25	35Lam Sco	1.6200	28000.	103	37164	No
63	GOM_NL__2PRFIN20090409_085605_000000372078_00036_37164_5806.N1	09-APR-2009 08:56:05	Straylight	37.000	109	Bet Lup	2.6770	26000.	74	37164	No
64	GOM_NL__2PRFIN20090409_090831_000000362078_00036_37164_5807.N1	09-APR-2009 09:08:31	Bright	36.000	15	67Alp Vir	0.97600	28000.	72	37164	No
65	GOM_NL__2PRFIN20090409_091542_000000362078_00036_37164_5808.N1	09-APR-2009 09:15:42	Bright	36.000	138	47Eps Vir	2.8280	4700.0	72	37164	No
66	GOM_NL__2PRFIN20090409_092401_000000362078_00036_37164_5809.N1	09-APR-2009 09:24:01	Bright	35.500	152	12Alp2CVn	2.8900	11000.	71	37164	No
67	GOM_NL__2PRFIN20090409_092840_000000392078_00036_37164_5810.N1	09-APR-2009 09:28:40	Bright	38.500	39	85Eta UMa	1.8540	24000.	77	37164	No
68	GOM_NL__2PRFIN20090409_093725_000000392078_00036_37164_5811.N1	09-APR-2009 09:37:25	Bright	38.500	119	14Eta Dra	2.7270	4700.0	77	37164	No
69	GOM_NL__2PRFIN20090409_094958_000000362078_00036_37164_5812.N1	09-APR-2009 09:49:58	Tw_i_and_stray	36.000	144	18Del Cyg	2.8600	11000.	72	37164	No
70	GOM_NL__2PRFIN20090409_095212_000000332078_00036_37164_5813.N1	09-APR-2009 09:52:12	Tw_i_and_stray	32.500	66	37Gam Cyg	2.2080	5900.0	65	37164	No
71	GOM_NL__2PRFIN20090409_095429_000000322078_00036_37164_5814.N1	09-APR-2009 09:54:29	Tw_i_and_stray	31.500	92	53Eps Cyg	2.5000	4500.0	63	37164	No
72	GOM_NL__2PRFIN20090409_102116_000000502078_00037_37165_5829.N1	09-APR-2009 10:21:16	Dark	50.000	103	38Zet Sgr	2.6000	9700.0	100	37165	No
73	GOM_NL__2PRFIN20090409_102455_000000502078_00037_37165_5830.N1	09-APR-2009 10:24:55	Dark	50.000	38	20Eps Sgr	1.8360	11000.	100	37165	No
74	GOM_NL__2PRFIN20090409_102905_000000502078_00037_37165_5831.N1	09-APR-2009 10:29:05	Dark	50.000	25	35Lam Sco	1.6200	28000.	100	37165	No
75	GOM_NL__2PRFIN20090409_103642_000000362078_00037_37165_5832.N1	09-APR-2009 10:36:42	Straylight	35.500	109	Bet Lup	2.6770	26000.	71	37165	No
76	GOM_NL__2PRFIN20090409_104907_000000352078_00037_37165_5833.N1	09-APR-2009 10:49:07	Bright	35.000	15	67Alp Vir	0.97600	28000.	70	37165	No
77	GOM_NL__2PRFIN20090409_105618_000000362078_00037_37165_5834.N1	09-APR-2009 10:56:18	Bright	35.500	138	47Eps Vir	2.8280	4700.0	71	37165	No
78	GOM_NL__2PRFIN20090409_110437_000000352078_00037_37165_5835.N1	09-APR-2009 11:04:37	Bright	34.500	152	12Alp2CVn	2.8900	11000.	69	37165	No
79	GOM_NL__2PRFIN20090409_110916_000000382078_00037_37165_5836.N1	09-APR-2009 11:09:16	Bright	37.500	39	85Eta UMa	1.8540	24000.	75	37165	No
80	GOM_NL__2PRFIN20090409_111801_000000382078_00037_37165_5837.N1	09-APR-2009 11:18:01	Bright	38.000	119	14Eta Dra	2.7270	4700.0	76	37165	No
81	GOM_NL__2PRFIN20090409_113034_000000362078_00037_37165_5838.N1	09-APR-2009 11:30:34	Tw_i_and_stray	35.500	144	18Del Cyg	2.8600	11000.	71	37165	No
82	GOM_NL__2PRFIN20090409_113248_000000332078_00037_37165_5839.N1	09-APR-2009 11:32:48	Tw_i_and_stray	32.500	66	37Gam Cyg	2.2080	5900.0	65	37165	No
83	GOM_NL__2PRFIN20090409_113505_000000312078_00037_37165_5840.N1	09-APR-2009 11:35:05	Tw_i_and_stray	31.000	92	53Eps Cyg	2.5000	4500.0	62	37165	No
84	GOM_NL__2PRFIN20090409_120153_000000512078_00038_37166_5915.N1	09-APR-2009 12:01:53	Dark	50.500	103	38Zet Sgr	2.6000	9700.0	101	37166	No
85	GOM_NL__2PRFIN20090409_120532_000000522078_00038_37166_5916.N1	09-APR-2009 12:05:32	Dark	51.500	38	20Eps Sgr	1.8360	11000.	103	37166	No
86	GOM_NL__2PRFIN20090409_120942_000000512078_00038_37166_5917.N1	09-APR-2009 12:09:42	Dark	51.000	25	35Lam Sco	1.6200	28000.	102	37166	No
87	GOM_NL__2PRFIN20090409_121718_000000362078_00038_37166_5918.N1	09-APR-2009 12:17:18	Straylight	35.500	109	Bet Lup	2.6770	26000.	71	37166	No
88	GOM_NL__2PRFIN20090409_122943_000000362078_00038_37166_5919.N1	09-APR-2009 12:29:43	Bright	35.500	15	67Alp Vir	0.97600	28000.	71	37166	No
89	GOM_NL__2PRFIN20090409_123653_000000362078_00038_37166_5920.N1	09-APR-2009 12:36:53	Bright	35.500	138	47Eps Vir	2.8280	4700.0	71	37166	No
90	GOM_NL__2PRFIN20090409_124512_000000352078_00038_37166_5921.N1	09-APR-2009 12:45:12	Bright	35.000	152	12Alp2CVn	2.8900	11000.	70	37166	No
91	GOM_NL__2PRFIN20090409_124951_000000382078_00038_37166_5922.N1	09-APR-2009 12:49:51	Bright	38.000	39	85Eta UMa	1.8540	24000.	76	37166	No
92	GOM_NL__2PRFIN20090409_125836_000000392078_00038_37166_5923.N1	09-APR-2009 12:58:36	Bright	38.500	119	14Eta Dra	2.7270	4700.0	77	37166	No
93	GOM_NL__2PRFIN20090409_131109_000000362078_00038_37166_5924.N1	09-APR-2009 13:11:09	Tw_i_and_stray	35.500	144	18Del Cyg	2.8600	11000.	71	37166	No
94	GOM_NL__2PRFIN20090409_131324_000000332078_00038_37166_5925.N1	09-APR-2009 13:13:24	Tw_i_and_stray	32.500	66	37Gam Cyg	2.2080	5900.0	65	37166	No
95	GOM_NL__2PRFIN20090409_131541_000000312078_00038_37166_5926.N1	09-APR-2009 13:15:41	Tw_i_and_stray	31.000	92	53Eps Cyg	2.5000	4500.0	62	37166	No
96	GOM_NL__2PRFIN20090409_134231_000000502078_00039_37167_5971.N1	09-APR-2009 13:42:31	Dark	50.000	103	38Zet Sgr	2.6000	9700.0	100	37167	No
97	GOM_NL__2PRFIN20090409_134609_000000522078_00039_37167_5972.N1	09-APR-2009 13:46:09	Dark	52.000	38	20Eps Sgr	1.8360	11000.	104	37167	No
98	GOM_NL__2PRFIN20090409_135019_000000522078_00039_37167_5973.N1	09-APR-2009 13:50:19	Dark	51.500	25	35Lam Sco	1.6200	28000.	103	37167	No
99	GOM_NL__2PRFIN20090409_135754_000000362078_00039_37167_5974.N1	09-APR-2009 13:57:54	Straylight	35.500	109	Bet Lup	2.6770	26000.	71	37167	No
100	GOM_NL__2PRFIN20090409_141019_000000352078_00039_37167_5975.N1	09-APR-2009 14:10:19	Bright	35.000	15	67Alp Vir	0.97600	28000.	70	37167	No
101	GOM_NL__2PRFIN20090409_141729_000000352078_00039_37167_5976.N1	09-APR-2009 14:17:29	Bright	35.000	138	47Eps Vir	2.8280	4700.0	70	37167	No

102	GOM_NL__2PRFIN20090409_142548_000000352078_00039_37167_5977.N1	09-APR-2009 14:25:48	Bright	35.000	152	12Alp2CVn	2.8900	11000.	70	37167	No
103	GOM_NL__2PRFIN20090409_143026_000000382078_00039_37167_5978.N1	09-APR-2009 14:30:26	Bright	37.500	39	85Eta UMa	1.8540	24000.	75	37167	No
104	GOM_NL__2PRFIN20090409_143911_000000382078_00039_37167_5979.N1	09-APR-2009 14:39:11	Bright	38.000	119	14Eta Dra	2.7270	4700.0	76	37167	No
105	GOM_NL__2PRFIN20090409_145145_000000352078_00039_37167_5980.N1	09-APR-2009 14:51:45	Twi_and_stray	35.000	144	18Del Cyg	2.8600	11000.	70	37167	No
106	GOM_NL__2PRFIN20090409_145359_000000332078_00039_37167_5981.N1	09-APR-2009 14:53:59	Twi_and_stray	32.500	66	37Gam Cyg	2.2080	5900.0	65	37167	No
107	GOM_NL__2PRFIN20090409_145617_000000312078_00039_37167_5982.N1	09-APR-2009 14:56:17	Twi_and_stray	31.000	92	53Eps Cyg	2.5000	4500.0	62	37167	No
108	GOM_NL__2PRFIN20090409_152307_000000512078_00040_37168_5992.N1	09-APR-2009 15:23:07	Dark	50.500	103	38Zet Sgr	2.6000	9700.0	101	37168	No
109	GOM_NL__2PRFIN20090409_152647_000000512078_00040_37168_5993.N1	09-APR-2009 15:26:47	Dark	51.000	38	20Eps Sgr	1.8360	11000.	102	37168	No
110	GOM_NL__2PRFIN20090409_153057_000000502078_00040_37168_5994.N1	09-APR-2009 15:30:57	Dark	50.000	25	35Lam Sco	1.6200	28000.	100	37168	No
111	GOM_NL__2PRFIN20090409_153831_000000352078_00040_37168_5995.N1	09-APR-2009 15:38:31	Straylight	35.000	109	Bet Lup	2.6770	26000.	70	37168	No
112	GOM_NL__2PRFIN20090409_155055_000000352078_00040_37168_5996.N1	09-APR-2009 15:50:55	Bright	34.500	15	67Alp Vir	0.97600	28000.	69	37168	No
113	GOM_NL__2PRFIN20090409_155805_000000352078_00040_37168_5997.N1	09-APR-2009 15:58:05	Bright	35.000	138	47Eps Vir	2.8280	4700.0	70	37168	No
114	GOM_NL__2PRFIN20090409_160623_000000342078_00040_37168_5998.N1	09-APR-2009 16:06:23	Bright	34.000	152	12Alp2CVn	2.8900	11000.	68	37168	No
115	GOM_NL__2PRFIN20090409_161102_000000372078_00040_37168_5999.N1	09-APR-2009 16:11:02	Bright	36.500	39	85Eta UMa	1.8540	24000.	73	37168	No
116	GOM_NL__2PRFIN20090409_161947_000000392078_00040_37168_6000.N1	09-APR-2009 16:19:47	Bright	39.000	119	14Eta Dra	2.7270	4700.0	78	37168	No
117	GOM_NL__2PRFIN20090409_163221_000000362078_00040_37168_6001.N1	09-APR-2009 16:32:21	Twi_and_stray	36.000	144	18Del Cyg	2.8600	11000.	72	37168	No
118	GOM_NL__2PRFIN20090409_163435_000000342078_00040_37168_6002.N1	09-APR-2009 16:34:35	Twi_and_stray	33.500	66	37Gam Cyg	2.2080	5900.0	67	37168	No
119	GOM_NL__2PRFIN20090409_163653_000000322078_00040_37168_6003.N1	09-APR-2009 16:36:53	Twi_and_stray	32.000	92	53Eps Cyg	2.5000	4500.0	64	37168	No
120	GOM_NL__2PRFIN20090409_170345_000000522078_00041_37169_6008.N1	09-APR-2009 17:03:45	Dark	51.500	103	38Zet Sgr	2.6000	9700.0	103	37169	No
121	GOM_NL__2PRFIN20090409_170724_000000532078_00041_37169_6009.N1	09-APR-2009 17:07:24	Dark	52.500	38	20Eps Sgr	1.8360	11000.	105	37169	No
122	GOM_NL__2PRFIN20090409_171134_000000592078_00041_37169_6010.N1	09-APR-2009 17:11:34	Dark	59.000	25	35Lam Sco	1.6200	28000.	118	37169	No
123	GOM_NL__2PRFIN20090409_171907_000000412078_00041_37169_6011.N1	09-APR-2009 17:19:07	Straylight	41.000	109	Bet Lup	2.6770	26000.	82	37169	No
124	GOM_NL__2PRFIN20090409_173131_000000352078_00041_37169_6012.N1	09-APR-2009 17:31:31	Bright	35.000	15	67Alp Vir	0.97600	28000.	70	37169	No
125	GOM_NL__2PRFIN20090409_173841_000000352078_00041_37169_6013.N1	09-APR-2009 17:38:41	Bright	35.000	138	47Eps Vir	2.8280	4700.0	70	37169	No
126	GOM_NL__2PRFIN20090409_174659_000000352078_00041_37169_6014.N1	09-APR-2009 17:46:59	Bright	35.000	152	12Alp2CVn	2.8900	11000.	70	37169	No
127	GOM_NL__2PRFIN20090409_175137_000000432078_00041_37169_6015.N1	09-APR-2009 17:51:37	Bright	43.000	39	85Eta UMa	1.8540	24000.	86	37169	No
128	GOM_NL__2PRFIN20090409_180022_000000392078_00041_37169_6016.N1	09-APR-2009 18:00:22	Bright	39.000	119	14Eta Dra	2.7270	4700.0	78	37169	No
129	GOM_NL__2PRFIN20090409_181256_000000362078_00041_37169_6017.N1	09-APR-2009 18:12:56	Twi_and_stray	35.500	144	18Del Cyg	2.8600	11000.	71	37169	No
130	GOM_NL__2PRFIN20090409_181511_000000342078_00041_37169_6018.N1	09-APR-2009 18:15:11	Twi_and_stray	33.500	66	37Gam Cyg	2.2080	5900.0	67	37169	No
131	GOM_NL__2PRFIN20090409_181729_000000322078_00041_37169_6019.N1	09-APR-2009 18:17:29	Twi_and_stray	31.500	92	53Eps Cyg	2.5000	4500.0	63	37169	No
132	GOM_NL__2PRFIN20090409_184423_000000552078_00042_37170_6024.N1	09-APR-2009 18:44:23	Dark	54.500	103	38Zet Sgr	2.6000	9700.0	109	37170	No
133	GOM_NL__2PRFIN20090409_184802_000000582078_00042_37170_6025.N1	09-APR-2009 18:48:02	Dark	57.500	38	20Eps Sgr	1.8360	11000.	115	37170	No
134	GOM_NL__2PRFIN20090409_185211_000000592078_00042_37170_6026.N1	09-APR-2009 18:52:11	Dark	58.500	25	35Lam Sco	1.6200	28000.	117	37170	No
135	GOM_NL__2PRFIN20090409_185944_000000382078_00042_37170_6027.N1	09-APR-2009 18:59:44	Straylight	37.500	109	Bet Lup	2.6770	26000.	75	37170	No
136	GOM_NL__2PRFIN20090409_191207_000000362078_00042_37170_6028.N1	09-APR-2009 19:12:07	Bright	36.000	15	67Alp Vir	0.97600	28000.	72	37170	No
137	GOM_NL__2PRFIN20090409_191916_000000362078_00042_37170_6029.N1	09-APR-2009 19:19:16	Bright	35.500	138	47Eps Vir	2.8280	4700.0	71	37170	No
138	GOM_NL__2PRFIN20090409_192734_000000372078_00042_37170_6030.N1	09-APR-2009 19:27:34	Bright	36.500	152	12Alp2CVn	2.8900	11000.	73	37170	No
139	GOM_NL__2PRFIN20090409_193213_000000372078_00042_37170_6031.N1	09-APR-2009 19:32:13	Bright	37.000	39	85Eta UMa	1.8540	24000.	74	37170	No
140	GOM_NL__2PRFIN20090409_194057_000000372078_00042_37170_6032.N1	09-APR-2009 19:40:57	Bright	37.000	119	14Eta Dra	2.7270	4700.0	74	37170	No
141	GOM_NL__2PRFIN20090409_195332_000000352078_00042_37170_6033.N1	09-APR-2009 19:53:32	Twi_and_stray	35.000	144	18Del Cyg	2.8600	11000.	70	37170	No
142	GOM_NL__2PRFIN20090409_195547_000000322078_00042_37170_6034.N1	09-APR-2009 19:55:47	Twi_and_stray	31.500	66	37Gam Cyg	2.2080	5900.0	63	37170	No
143	GOM_NL__2PRFIN20090409_195805_000000302078_00042_37170_6035.N1	09-APR-2009 19:58:05	Twi_and_stray	30.000	92	53Eps Cyg	2.5000	4500.0	60	37170	No
144	GOM_NL__2PRFIN20090409_202500_000000532078_00043_37171_6044.N1	09-APR-2009 20:25:00	Dark	53.000	103	38Zet Sgr	2.6000	9700.0	106	37171	No
145	GOM_NL__2PRFIN20090409_202839_000000542078_00043_37171_6045.N1	09-APR-2009 20:28:39	Dark	54.000	38	20Eps Sgr	1.8360	11000.	108	37171	No
146	GOM_NL__2PRFIN20090409_203249_000000542078_00043_37171_6046.N1	09-APR-2009 20:32:49	Dark	53.500	25	35Lam Sco	1.6200	28000.	107	37171	No
147	GOM_NL__2PRFIN20090409_204021_000000362078_00043_37171_6047.N1	09-APR-2009 20:40:21	Straylight	36.000	109	Bet Lup	2.6770	26000.	72	37171	No
148	GOM_NL__2PRFIN20090409_205243_000000362078_00043_37171_6048.N1	09-APR-2009 20:52:43	Bright	36.000	15	67Alp Vir	0.97600	28000.	72	37171	No
149	GOM_NL__2PRFIN20090409_205952_000000362078_00043_37171_6049.N1	09-APR-2009 20:59:52	Bright	35.500	138	47Eps Vir	2.8280	4700.0	71	37171	No
150	GOM_NL__2PRFIN20090409_210810_000000352078_00043_37171_6050.N1	09-APR-2009 21:08:10	Bright	34.500	152	12Alp2CVn	2.8900	11000.	69	37171	No
151	GOM_NL__2PRFIN20090409_211248_000000372078_00043_37171_6051.N1	09-APR-2009 21:12:48	Bright	37.000	39	85Eta UMa	1.8540	24000.	74	37171	No
152	GOM_NL__2PRFIN20090409_212132_000000382078_00043_37171_6052.N1	09-APR-2009 21:21:32	Bright	37.500	119	14Eta Dra	2.7270	4700.0	75	37171	No
153	GOM_NL__2PRFIN20090409_213408_000000352078_00043_37171_6053.N1	09-APR-2009 21:34:08	Twi_and_stray	35.000	144	18Del Cyg	2.8600	11000.	70	37171	No
154	GOM_NL__2PRFIN20090409_213623_000000322078_00043_37171_6054.N1	09-APR-2009 21:36:23	Twi_and_stray	32.000	66	37Gam Cyg	2.2080	5900.0	64	37171	No
155	GOM_NL__2PRFIN20090409_213841_000000302078_00043_37171_6055.N1	09-APR-2009 21:38:41	Twi_and_stray	30.000	92	53Eps Cyg	2.5000	4500.0	60	37171	No
156	GOM_NL__2PRFIN20090409_220537_000000482078_00044_37172_6082.N1	09-APR-2009 22:05:37	Dark	48.000	103	38Zet Sgr	2.6000	9700.0	96	37172	No
157	GOM_NL__2PRFIN20090409_220916_000000602078_00044_37172_6083.N1	09-APR-2009 22:09:16	Dark	60.000	38	20Eps Sgr	1.8360	11000.	120	37172	No
158	GOM_NL__2PRFIN20090409_221326_000000542078_00044_37172_6084.N1	09-APR-2009 22:13:26	Dark	54.000	25	35Lam Sco	1.6200	28000.	108	37172	No
159	GOM_NL__2PRFIN20090409_222057_000000382078_00044_37172_6085.N1	09-APR-2009 22:20:57	Straylight	37.500	109	Bet Lup	2.6770	26000.	75	37172	No
160	GOM_NL__2PRFIN20090409_223318_000000372078_00044_37172_6086.N1	09-APR-2009 22:33:18	Bright	36.500	15	67Alp Vir	0.97600	28000.	73	37172	No

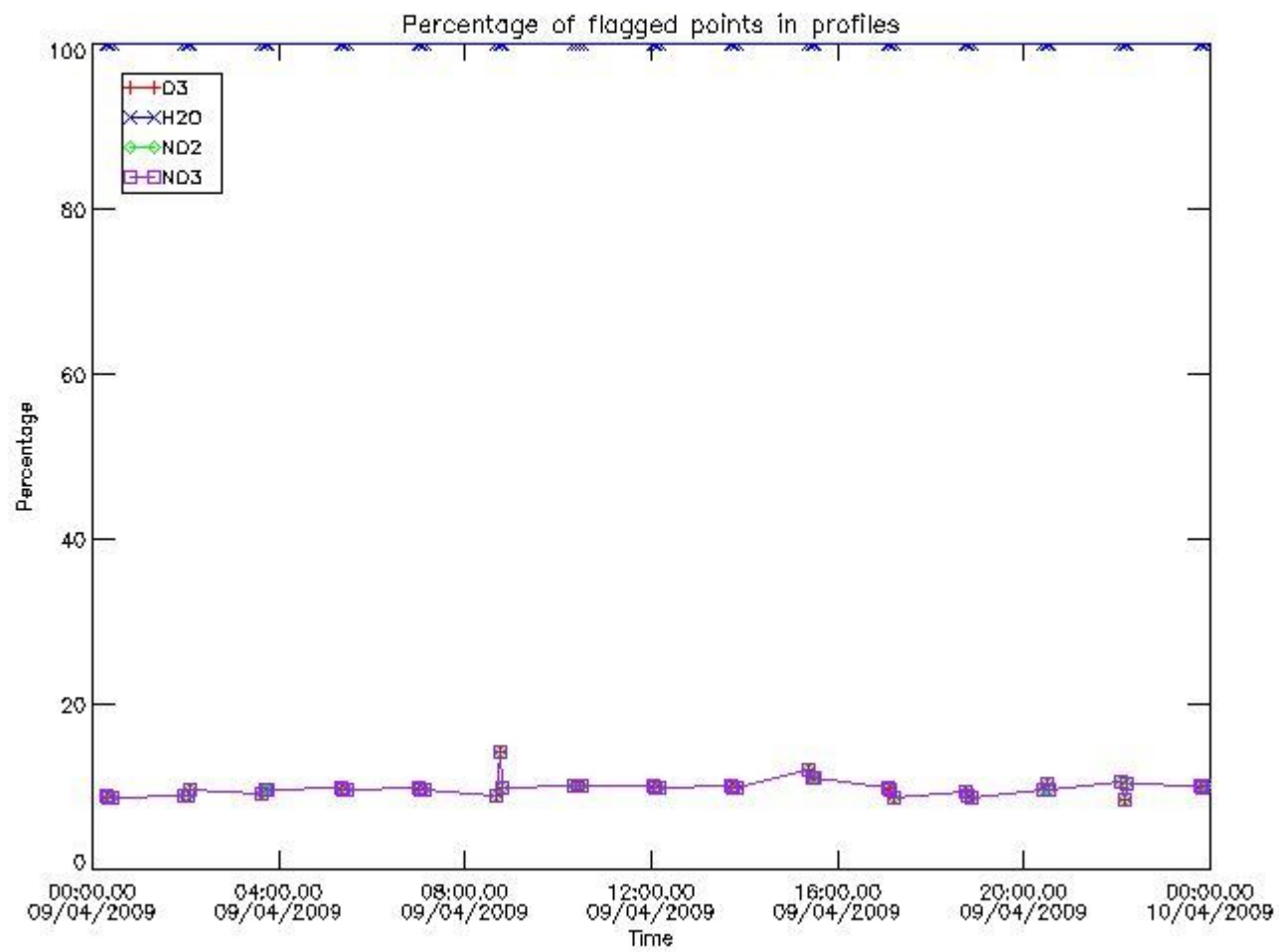


161	GOM_NL__2PRFIN20090409_224027_000000372078_00044_37172_6087.N1	09-APR-2009 22:40:27	Bright	36.500	138	47Eps Vir	2.8280	4700.0	73	37172	No
162	GOM_NL__2PRFIN20090409_224846_000000362078_00044_37172_6088.N1	09-APR-2009 22:48:46	Bright	36.000	152	12Alp2CVn	2.8900	11000.	72	37172	No
163	GOM_NL__2PRFIN20090409_225323_000000392078_00044_37172_6089.N1	09-APR-2009 22:53:23	Bright	38.500	39	85Eta UMa	1.8540	24000.	77	37172	No
164	GOM_NL__2PRFIN20090409_230207_000000392078_00044_37172_6090.N1	09-APR-2009 23:02:07	Bright	38.500	119	14Eta Dra	2.7270	4700.0	77	37172	No
165	GOM_NL__2PRFIN20090409_231444_000000362078_00044_37172_6091.N1	09-APR-2009 23:14:44	Twi_and_stray	36.000	144	18Del Cyg	2.8600	11000.	72	37172	No
166	GOM_NL__2PRFIN20090409_231659_000000332078_00044_37172_6092.N1	09-APR-2009 23:16:59	Twi_and_stray	33.000	66	37Gam Cyg	2.2080	5900.0	66	37172	No
167	GOM_NL__2PRFIN20090409_231917_000000312078_00044_37172_6093.N1	09-APR-2009 23:19:17	Twi_and_stray	31.000	92	53Eps Cyg	2.5000	4500.0	62	37172	No
168	GOM_NL__2PRFIN20090409_234615_000000512078_00045_37173_6098.N1	09-APR-2009 23:46:15	Dark	50.500	103	38Zet Sgr	2.6000	9700.0	101	37173	No
169	GOM_NL__2PRFIN20090409_234954_000000512078_00045_37173_6099.N1	09-APR-2009 23:49:54	Dark	51.000	38	20Eps Sgr	1.8360	11000.	102	37173	No
170	GOM_NL__2PRFIN20090409_235403_000000512078_00045_37173_6100.N1	09-APR-2009 23:54:03	Dark	50.500	25	35Lam Sco	1.6200	28000.	101	37173	No

### 3. Quality information per product

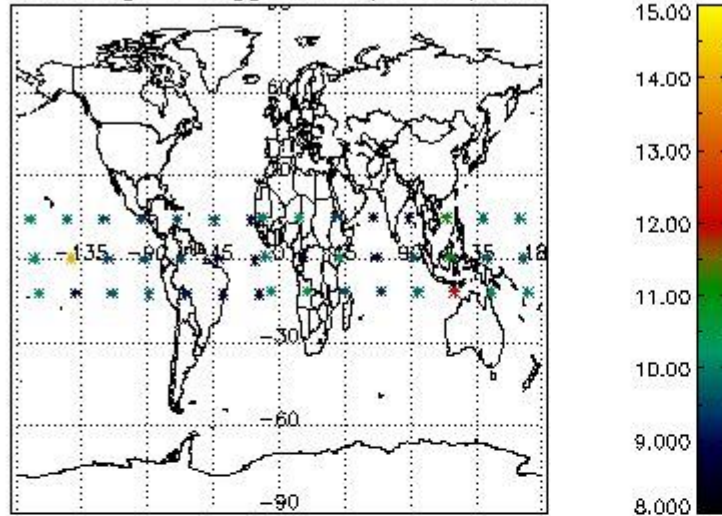
In this section it is plotted some information contained in the Quality Summary data set of the level 2 products. Only products in dark limb conditions and without errors (error flag in the MPH set to "0") are used.

#### 3.1 Plot quality information per product (time dependant)

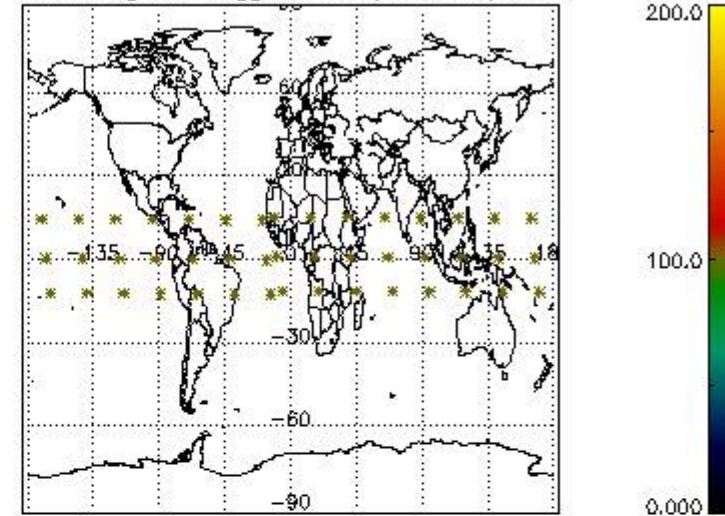


#### 3.2 Plot quality information per product (world map)

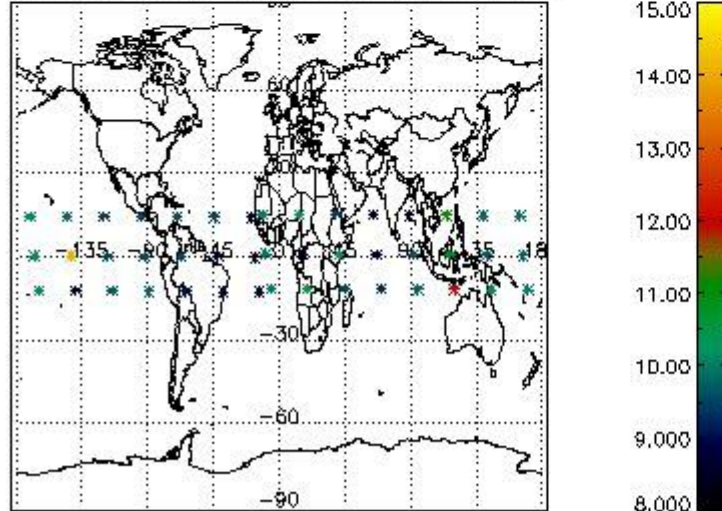
Percentage of flagged data per O3 profile



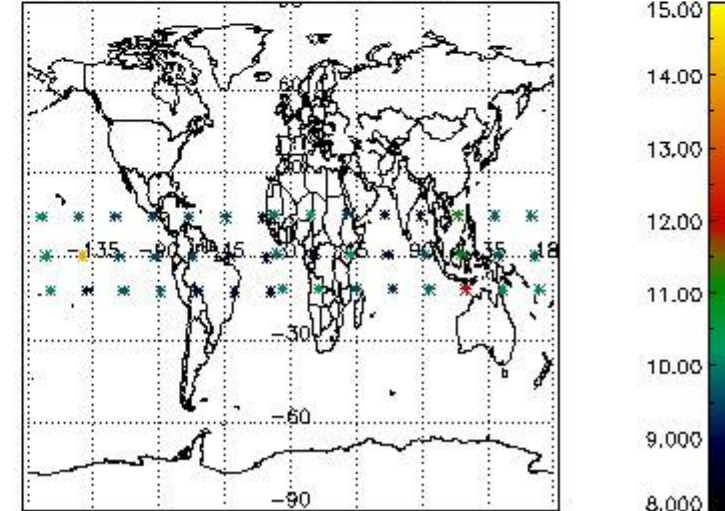
Percentage of flagged data per H2O profile



Percentage of flagged data per NO2 profile



Percentage of flagged data per NO3 profile

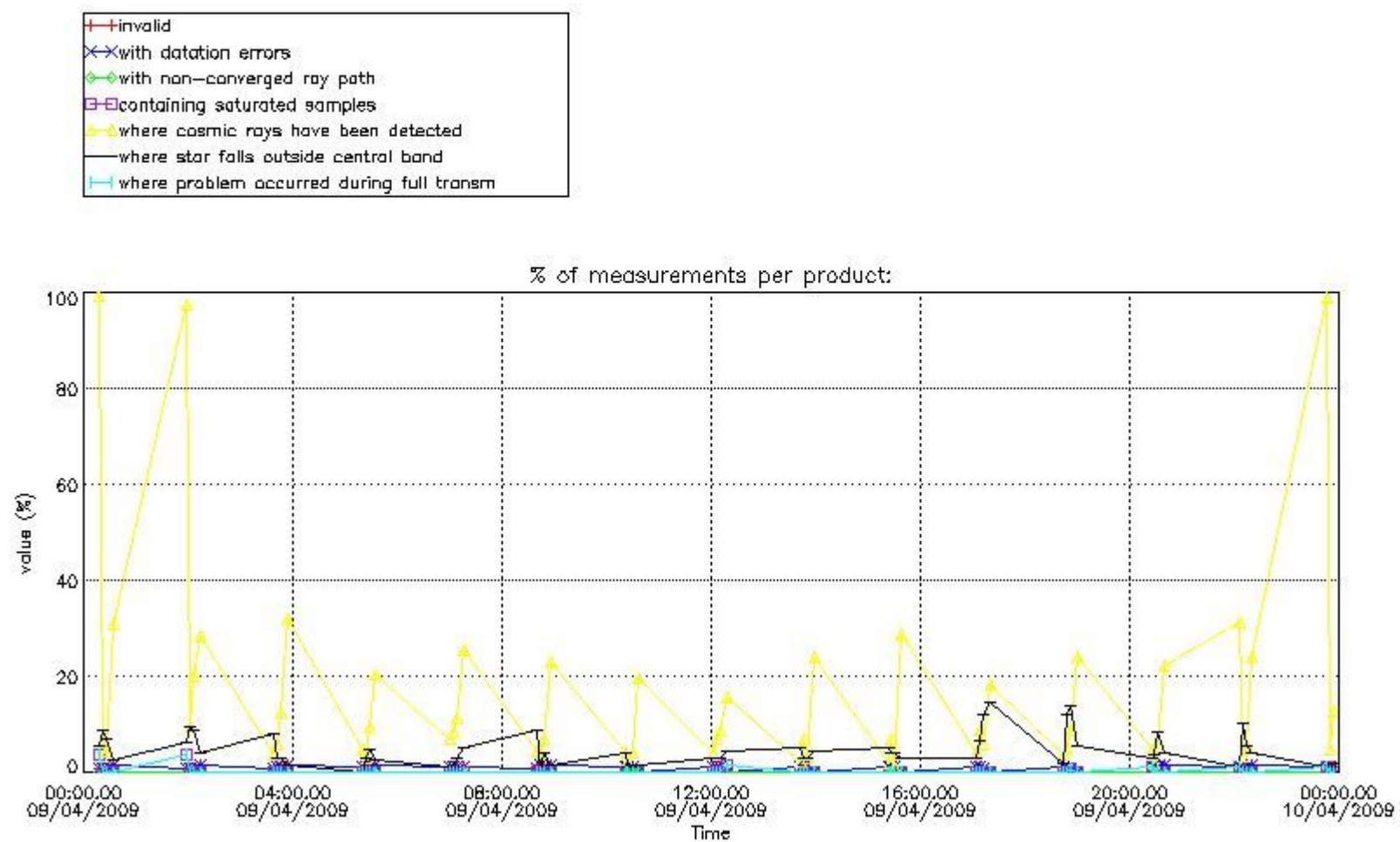


#### 4. Level 1 quality information per product

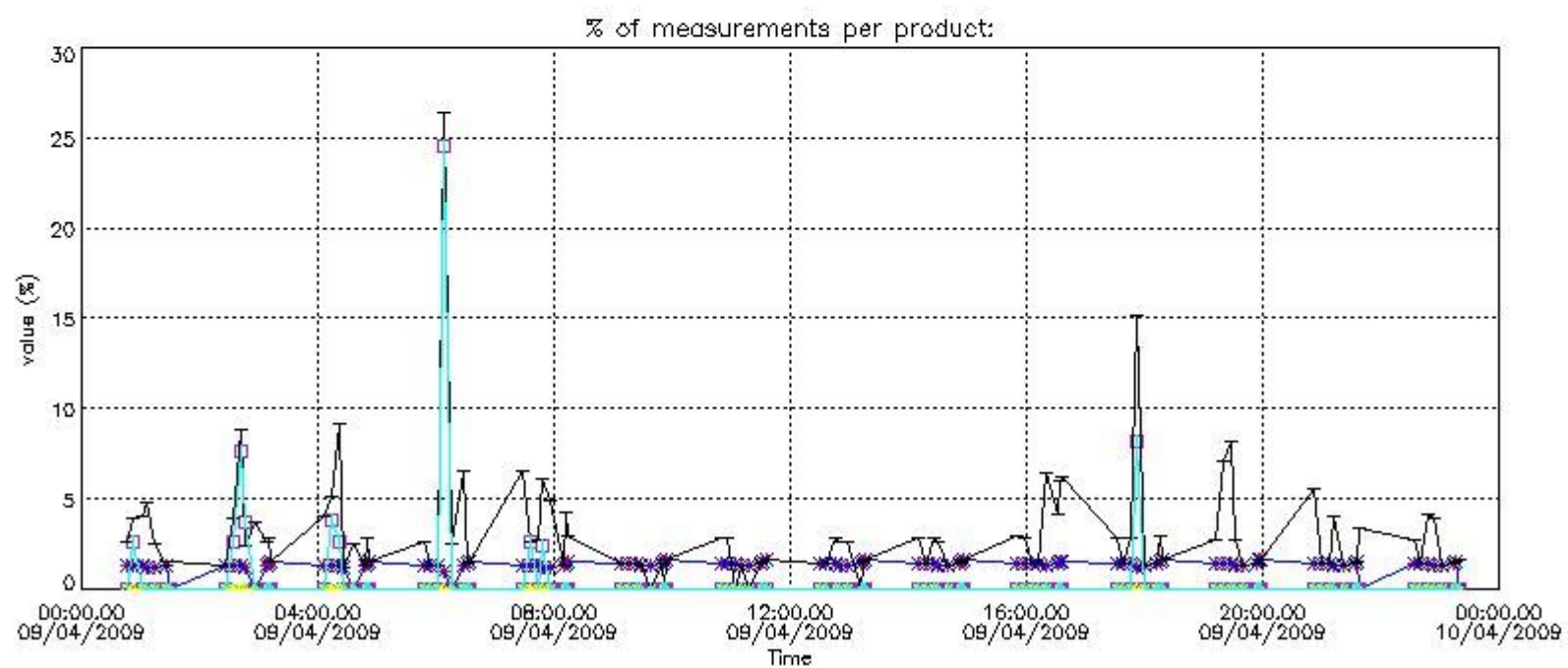
In this section it is plotted some information contained in the Quality Summary data set of the level 2 products that comes from the level 1b processing. Products without errors (error flag in the MPH set to "0") are used.

##### 4.1 Plot quality information per product (time dependant) coming from level 1b processing

###### 4.1.1 Plot level 1 quality information per product (time dependant): ENVISAT ASCENDING passes



4.1.2 Plot level 1 quality information per product (time dependant): ENVI SAT DESCENDING passes

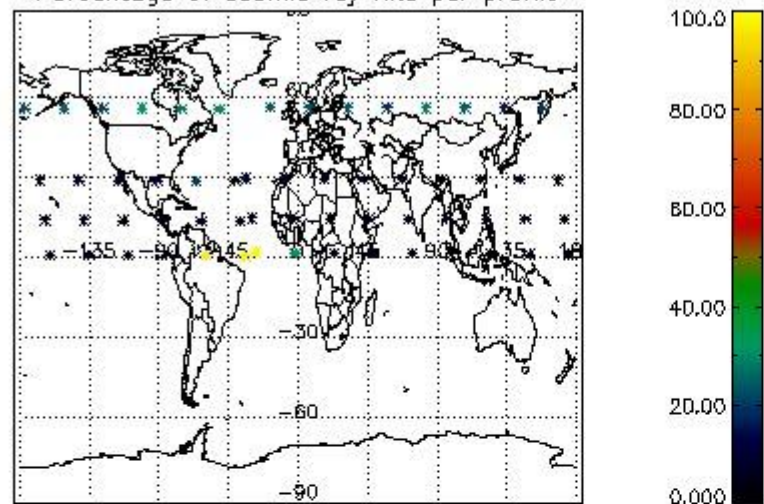


4.2 Plot quality information per product coming from level 1b processing (world map)

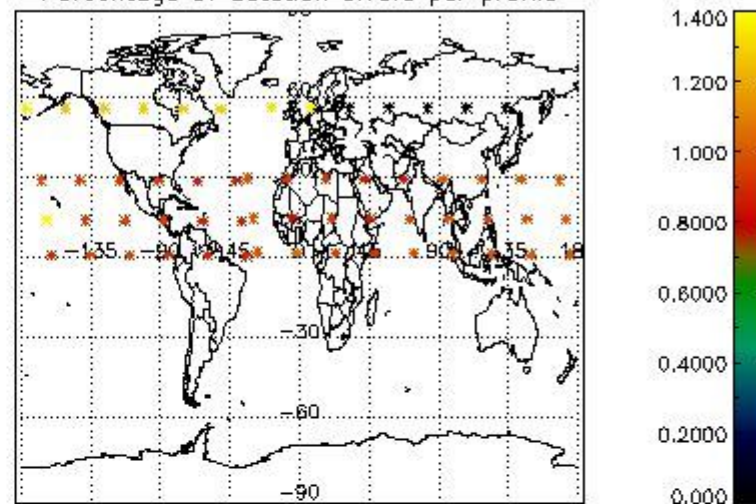
4.2.1 Plot level 1 quality information per product (world map): ENVISAT ASCENDING passes



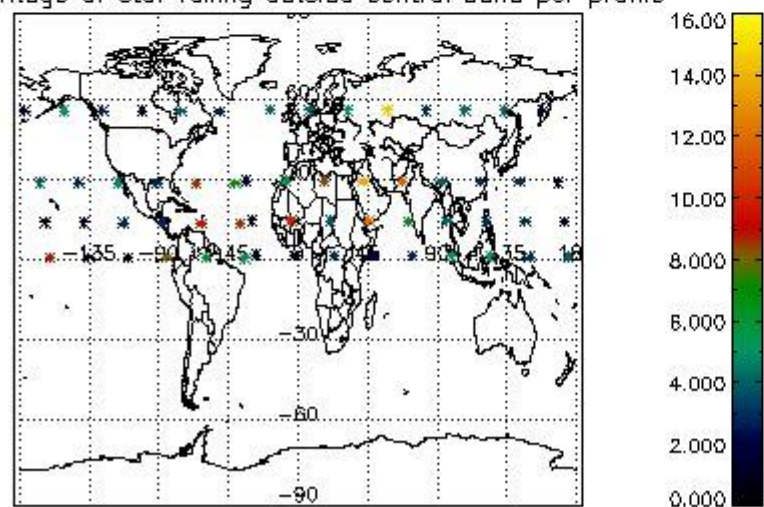
Percentage of cosmic ray hits per profile



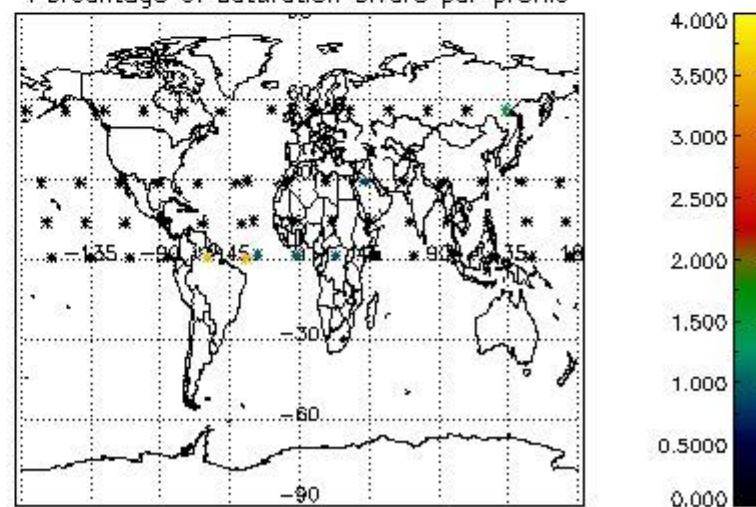
Percentage of datation errors per profile



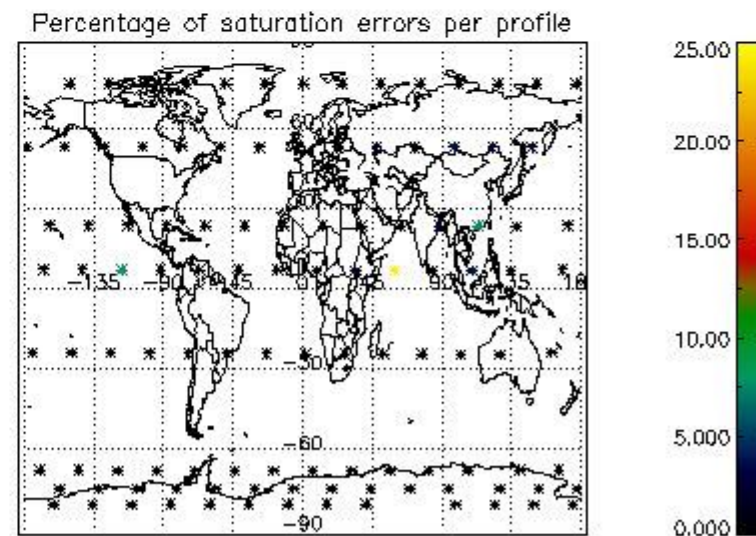
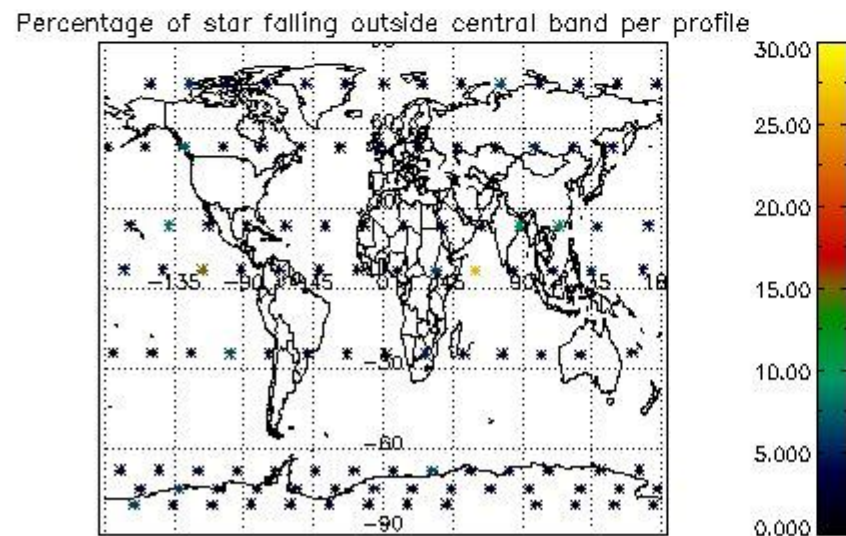
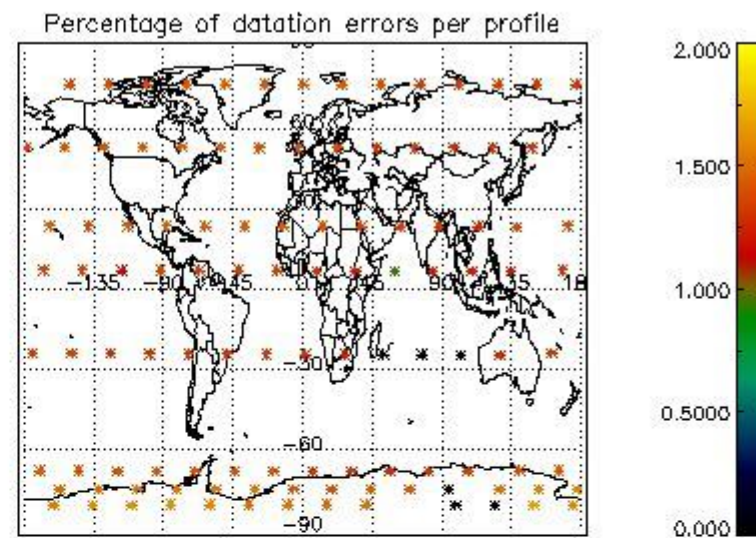
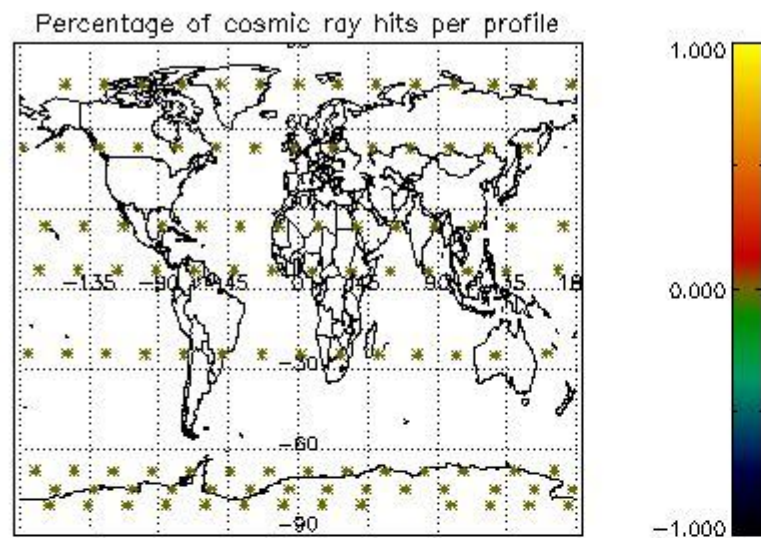
Percentage of star falling outside central band per profile



Percentage of saturation errors per profile



4.2.2 Plot level 1 quality information per product (world map): ENVISAT DESCENDING passes



## 5. Trace gas profiles

### 5.1 Ozone statistics based on quality of products

The final quality of the products can be "measured" using the STD (Standard Deviation) attached to every point profile. This information is written to the parameter GOM\_NL\_\_2P/NL\_LOCAL\_SPECIES\_DENSITY/o3\_std of the level 2 products. The table below shows the statistics for given STD ranges.

The statistics are given with respect to the overall valid production:

- Products without fatal errors: GOM\_NL\_\_2P/MPH/PRODUCT\_ERR=0
- Valid point profile: GOM\_NL\_\_2P/NL\_LOCAL\_SPECIES\_DENSITY/pcd(0)=0

The 'Criteria' is applied to valid points of dark limb products:

- Products in dark limb illumination condition: GOM\_NL\_\_2P/NL\_SUMMARY\_QUALITY/obs\_ill\_cond=0
- Products without fatal errors: GOM\_NL\_\_2P/MPH/PRODUCT\_ERR=0
- Valid point profile: GOM\_NL\_\_2P/NL\_LOCAL\_SPECIES\_DENSITY/pcd(0)=0

So, the table below shows the percentage of dark limb and valid observations for each criteria with respect to the overall valid daily observations.

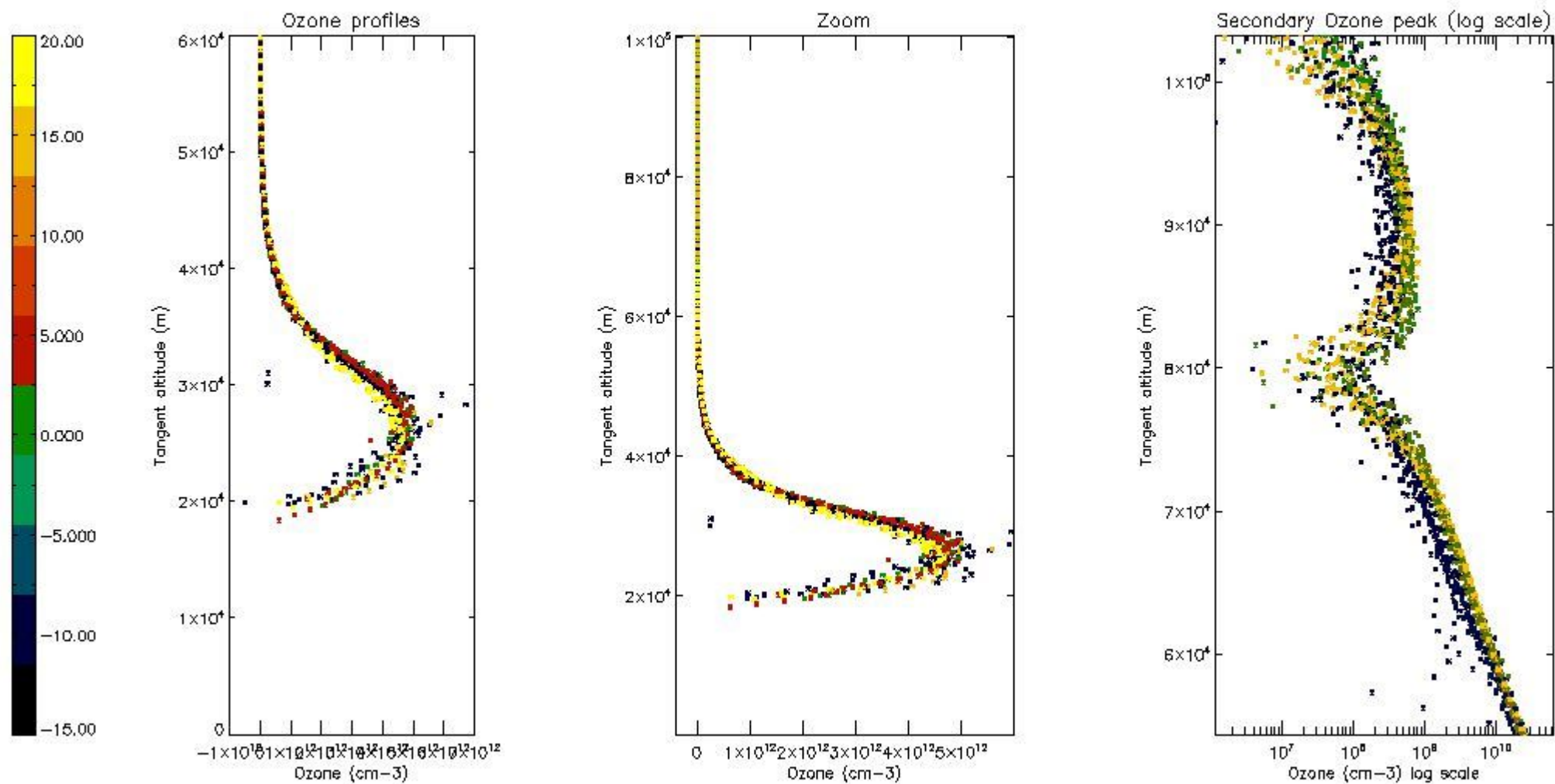
Criteria	% of total production
All STD	36
STD < 20	22



STD < 10	19
STD < 5	14

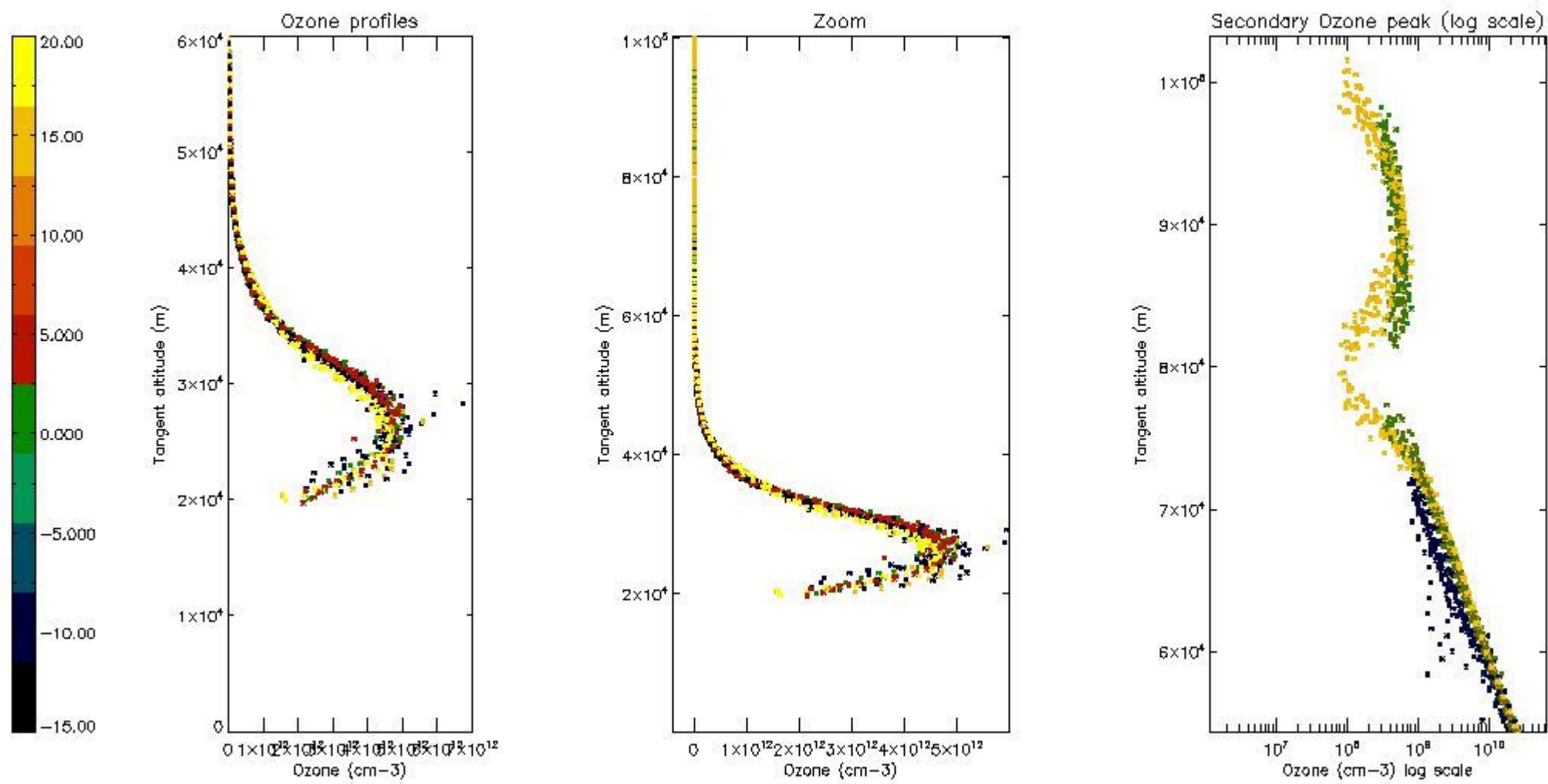
5.2 Plot ozone profiles for all STD (dark without errors)

The colorbar represents the latitude.



5.3 Plot ozone profiles where STD < 20% (dark without errors)

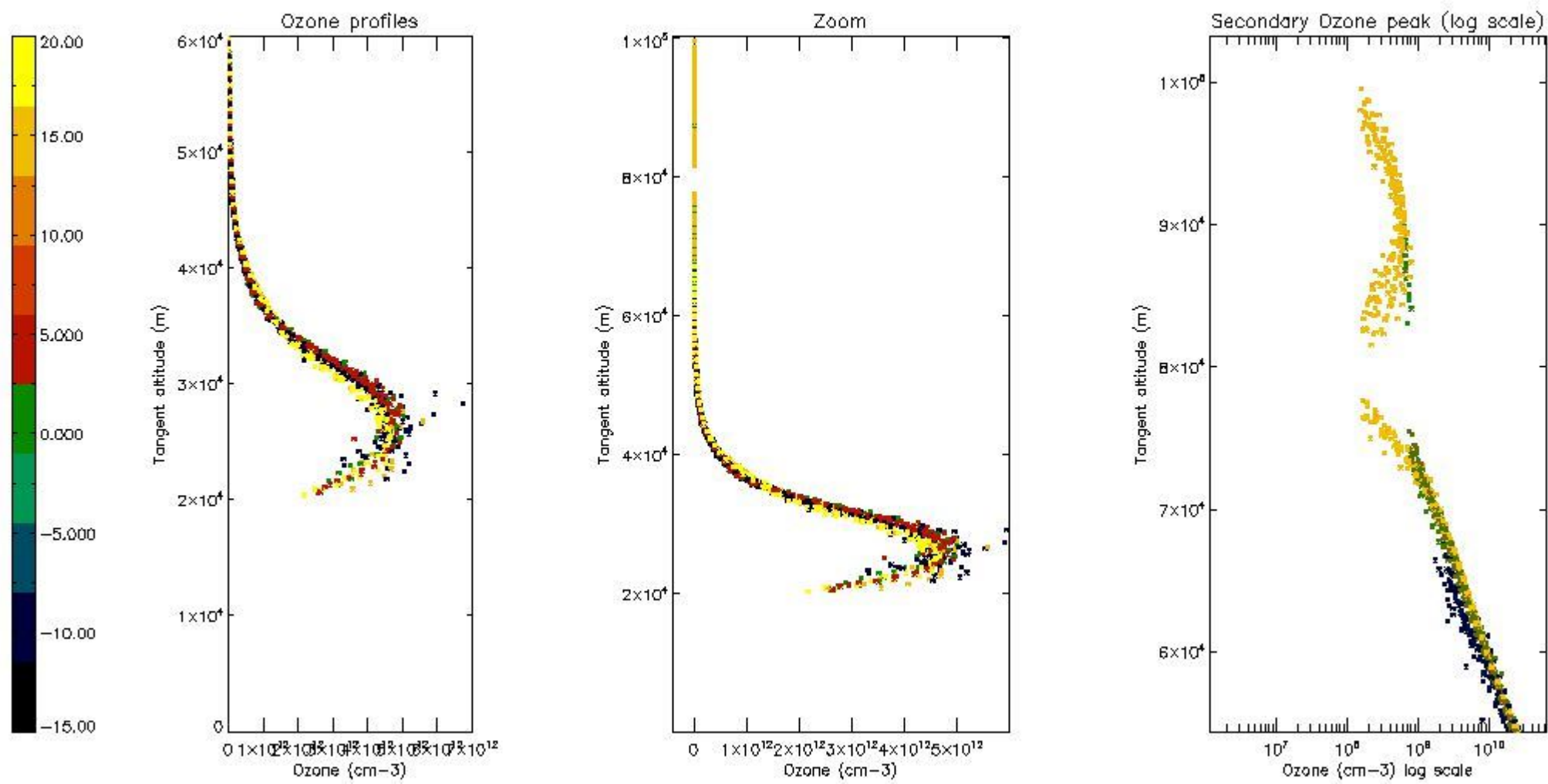
The colorbar represents the latitude.



*5.4 Plot ozone profiles where STD < 10% (dark without errors)*

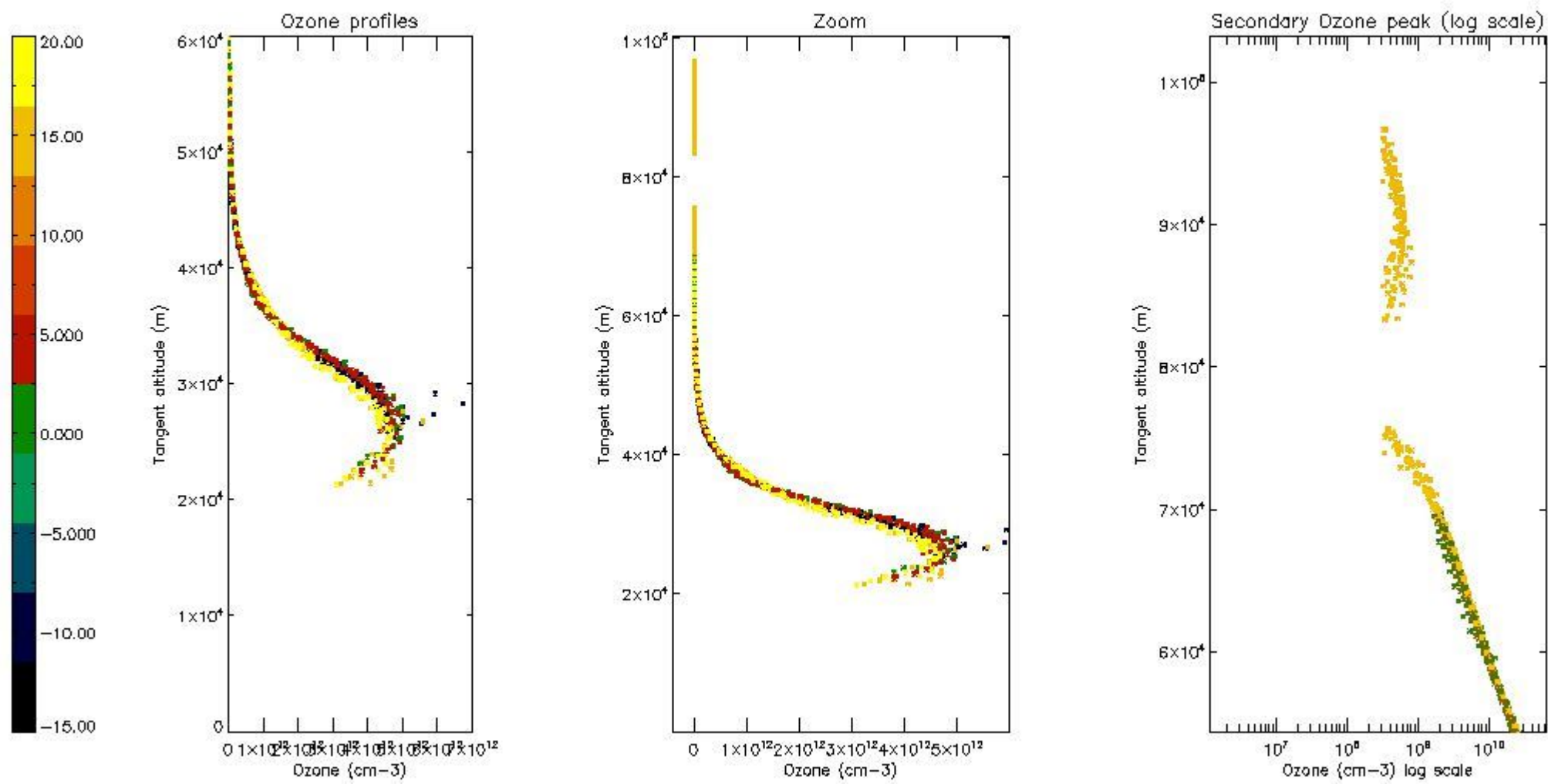
The colorbar represents the latitude.





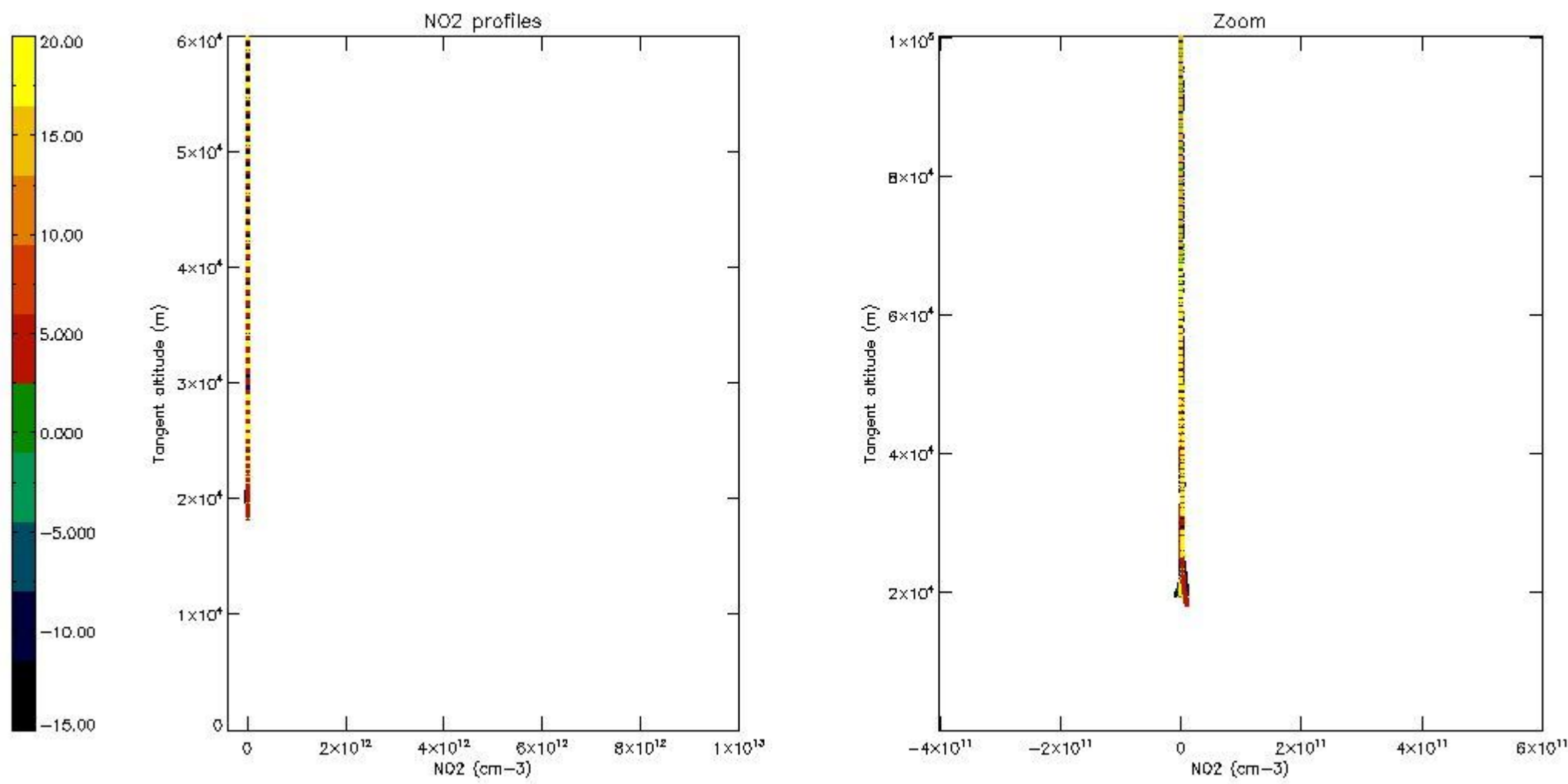
*5.5 Plot ozone profiles where STD < 5% (dark without errors)*

The colorbar represents the latitude.



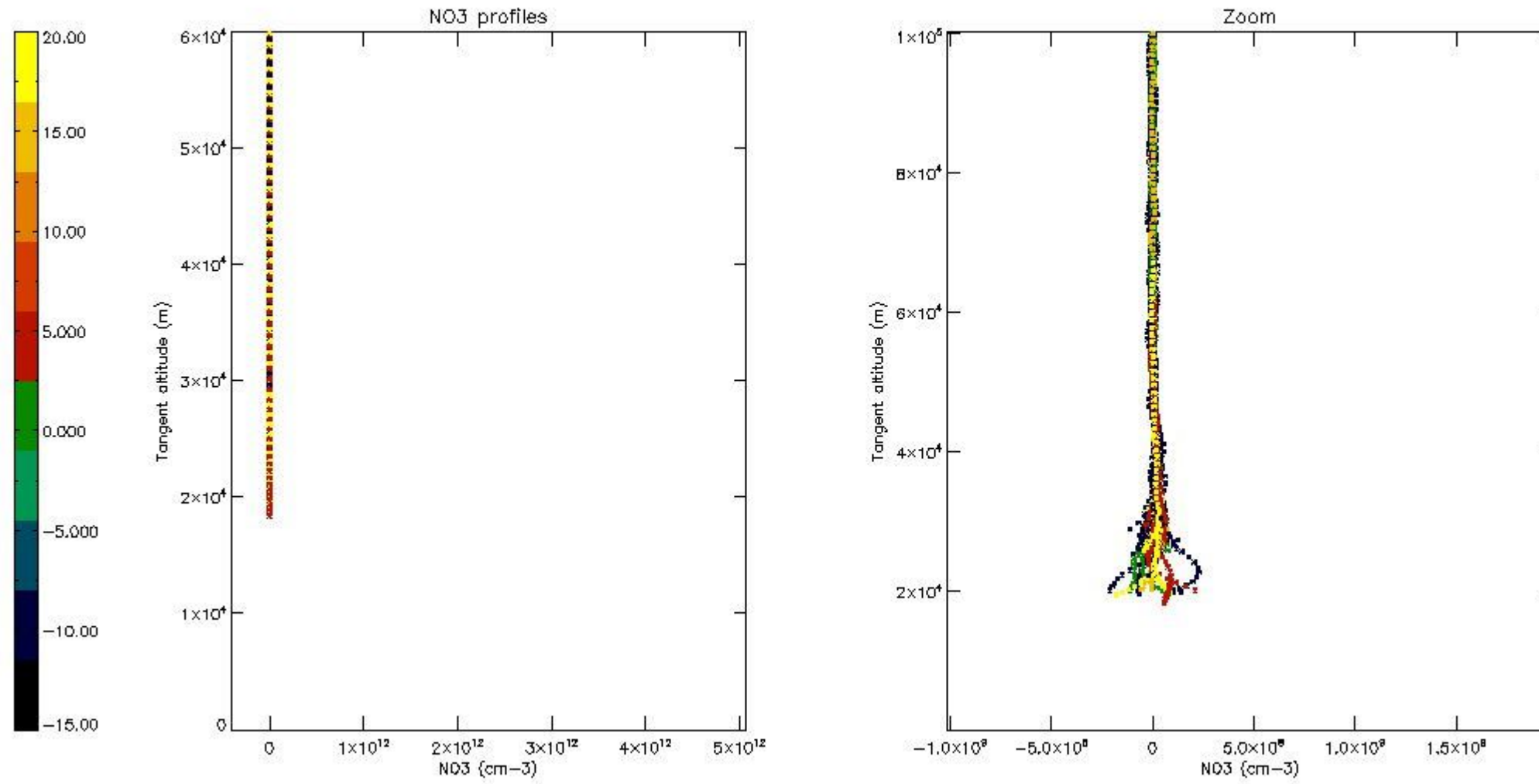
*5.6 Plot NO<sub>2</sub> profiles for all STD (dark without errors)*

The colorbar represents the latitude.



*5.7 Plot NO3 profiles for all STD (dark without errors)*

The colorbar represents the latitude.



## 6. Auxiliary Data Files used for the production reported in section 2

The number reported in the third column indicates since which file (see list in section 2) the corresponding auxiliary file has been used. The fourth column is the date of those product files.

Type	Auxiliary Filename	Used since product	Used since product date
INST_PHYS_CHARACTERISTICS	GOM_INS_AXVIEC20091111_143220_20030716_120000_20500101_000000	1	09-APR-2009 00:17:31
LEVEL-2_PROC_CONFIG	GOM_PR2_AXVIEC20091111_152718_20020301_000000_20500101_000000	1	09-APR-2009 00:17:31
CROSS_SECTIONS_FILE	GOM_CRS_AXVIEC20091111_154832_20020301_000000_20500101_000000	1	09-APR-2009 00:17:31



# GOMOS Level 2 Daily Report

## SUMMARY

### [1. General Info](#)

### [2. Summary of processed GOM\\_NL\\_2P products](#)

### [3. Level 2 Quality information per product](#)

#### [3.1 Plot of level 2 quality information per product \(time dependant\)](#)

#### [3.2 Plot of level 2 quality information per product \(world map\)](#)

### [4. Level 1 Quality information per product \(stored on level 2 products\)](#)

#### [4.1 Plot of level 1 quality information per product \(time dependant\)](#)

##### [4.1.1 Plot of level 1 quality information per product \(time dependant\): ASCENDING](#)

##### [4.1.2 Plot of level 1 quality information per product \(time dependant\): DESCENDING](#)

#### [4.2 Plot of level 1 quality information per product \(world map\)](#)

##### [4.2.1 Plot of level 1 quality information per product \(world map\): ASCENDING](#)

##### [4.2.2 Plot of level 1 quality information per product \(world map\): DESCENDING](#)

### [5. Ozone profiles based on quality statistics and other trace gas profiles](#)

#### [5.1 Ozone statistics based on quality of products](#)

#### [5.2 Plot ozone profiles for all STD \(dark without errors\)](#)

#### [5.3 Plot ozone profiles where STD < 20% \(dark without errors\)](#)

#### [5.4. Plot ozone profiles where STD < 10% \(dark without errors\)](#)

#### [5.5. Plot ozone profiles where STD < 5% \(dark without errors\)](#)

#### [5.6 Plot NO2 profiles for all STD \(dark without errors\)](#)

#### [5.7 Plot NO3 profiles for all STD \(dark without errors\)](#)

#### [5.8 Plot H2O profiles \(only for occultations of stars 1,2,3,4,13,14,16,26,63 dark without errors\) for all STD](#)

### [6. Auxiliary Data Files used for the production reported in section 2](#)

This report presents the daily analysis on parameters extracted from GOMOS level 2 data (GOM\_NL\_\_2P). It is intended to monitor some important parameters that will impact the quality of these products. A list of level 2 products (and content) that have arrived during the reporting day to the PCF is also given.

Item	Value
Time of report generation	26APR2013 08:41:58
Data source version	GOMOS/6.01
Start time of products	09-04-2009 (09APR2009 00:00:00)
Stop time of products	10-04-2009 (10APR2009 00:00:00)
Store outputs in DB	Yes
Nb of level 2 prods	170
Nb of prods with errors	0

## 2. Summary of processed GOM\_NL\_\_2P products.

Nr	Filename	UTC Start time	Limb	Duration	Star Id	Star Name	Star Mag	Star Temp	Nb Meas	Orbit	Prod. error
1	GOM_NL__2PRFIN20090409_001731_000000572078_00031_37159_5684.N1	09-APR-2009 00:17:31	Dark	56.500	103	38Zet Sgr	2.6000	9700.0	113	37159	No
2	GOM_NL__2PRFIN20090409_002110_000000582078_00031_37159_5685.N1	09-APR-2009 00:21:10	Dark	58.000	38	20Eps Sgr	1.8360	11000.	116	37159	No
3	GOM_NL__2PRFIN20090409_002521_000000582078_00031_37159_5686.N1	09-APR-2009 00:25:21	Dark	58.000	25	35Lam Sco	1.6200	28000.	116	37159	No
4	GOM_NL__2PRFIN20090409_003302_000000392078_00031_37159_5687.N1	09-APR-2009 00:33:02	Straylight	39.000	109	Bet Lup	2.6770	26000.	78	37159	No
5	GOM_NL__2PRFIN20090409_004531_000000382078_00031_37159_5688.N1	09-APR-2009 00:45:31	Bright	38.000	15	67Alp Vir	0.97600	28000.	76	37159	No
6	GOM_NL__2PRFIN20090409_005244_000000392078_00031_37159_5689.N1	09-APR-2009 00:52:44	Bright	38.500	138	47Eps Vir	2.8280	4700.0	77	37159	No
7	GOM_NL__2PRFIN20090409_010104_000000372078_00031_37159_5690.N1	09-APR-2009 01:01:04	Bright	37.000	152	12Alp2CVn	2.8900	11000.	74	37159	No
8	GOM_NL__2PRFIN20090409_010544_000000422078_00031_37159_5691.N1	09-APR-2009 01:05:44	Bright	41.500	39	85Eta UMa	1.8540	24000.	83	37159	No
9	GOM_NL__2PRFIN20090409_011429_000000402078_00031_37159_5692.N1	09-APR-2009 01:14:29	Bright	40.000	119	14Eta Dra	2.7270	4700.0	80	37159	No
10	GOM_NL__2PRFIN20090409_012659_000000372078_00031_37159_5693.N1	09-APR-2009 01:26:59	Bright	37.000	144	18Del Cyg	2.8600	11000.	74	37159	No
11	GOM_NL__2PRFIN20090409_012912_000000332078_00031_37159_5694.N1	09-APR-2009 01:29:12	Twilight_stray	33.000	66	37Gam Cyg	2.2080	5900.0	66	37159	No
12	GOM_NL__2PRFIN20090409_015808_000000572078_00032_37160_5698.N1	09-APR-2009 01:58:08	Dark	56.500	103	38Zet Sgr	2.6000	9700.0	113	37160	No
13	GOM_NL__2PRFIN20090409_020147_000000582078_00032_37160_5699.N1	09-APR-2009 02:01:47	Dark	57.500	38	20Eps Sgr	1.8360	11000.	115	37160	No
14	GOM_NL__2PRFIN20090409_020558_000000582078_00032_37160_5700.N1	09-APR-2009 02:05:58	Dark	58.000	25	35Lam Sco	1.6200	28000.	116	37160	No
15	GOM_NL__2PRFIN20090409_021338_000000392078_00032_37160_5701.N1	09-APR-2009 02:13:38	Straylight	39.000	109	Bet Lup	2.6770	26000.	78	37160	No
16	GOM_NL__2PRFIN20090409_022607_000000382078_00032_37160_5702.N1	09-APR-2009 02:26:07	Bright	38.000	15	67Alp Vir	0.97600	28000.	76	37160	No
17	GOM_NL__2PRFIN20090409_023319_000000392078_00032_37160_5703.N1	09-APR-2009 02:33:19	Bright	38.500	138	47Eps Vir	2.8280	4700.0	77	37160	No
18	GOM_NL__2PRFIN20090409_024139_000000402078_00032_37160_5704.N1	09-APR-2009 02:41:39	Bright	39.500	152	12Alp2CVn	2.8900	11000.	79	37160	No
19	GOM_NL__2PRFIN20090409_024619_000000412078_00032_37160_5705.N1	09-APR-2009 02:46:19	Bright	41.000	39	85Eta UMa	1.8540	24000.	82	37160	No
20	GOM_NL__2PRFIN20090409_025505_000000412078_00032_37160_5706.N1	09-APR-2009 02:55:05	Bright	40.500	119	14Eta Dra	2.7270	4700.0	81	37160	No
21	GOM_NL__2PRFIN20090409_030735_000000392078_00032_37160_5707.N1	09-APR-2009 03:07:35	Bright	38.500	144	18Del Cyg	2.8600	11000.	77	37160	No
22	GOM_NL__2PRFIN20090409_030948_000000352078_00032_37160_5708.N1	09-APR-2009 03:09:48	Bright	35.000	66	37Gam Cyg	2.2080	5900.0	70	37160	No
23	GOM_NL__2PRFIN20090409_031205_000000332078_00032_37160_5709.N1	09-APR-2009 03:12:05	Bright	33.000	92	53Eps Cyg	2.5000	4500.0	66	37160	No
24	GOM_NL__2PRFIN20090409_033846_000000562078_00033_37161_5718.N1	09-APR-2009 03:38:46	Dark	56.000	103	38Zet Sgr	2.6000	9700.0	112	37161	No
25	GOM_NL__2PRFIN20090409_034225_000000532078_00033_37161_5719.N1	09-APR-2009 03:42:25	Dark	53.000	38	20Eps Sgr	1.8360	11000.	106	37161	No
26	GOM_NL__2PRFIN20090409_034636_000000532078_00033_37161_5720.N1	09-APR-2009 03:46:36	Dark	53.000	25	35Lam Sco	1.6200	28000.	106	37161	No
27	GOM_NL__2PRFIN20090409_035415_000000392078_00033_37161_5721.N1	09-APR-2009 03:54:15	Straylight	39.000	109	Bet Lup	2.6770	26000.	78	37161	No
28	GOM_NL__2PRFIN20090409_040643_000000382078_00033_37161_5722.N1	09-APR-2009 04:06:43	Bright	37.500	15	67Alp Vir	0.97600	28000.	75	37161	No
29	GOM_NL__2PRFIN20090409_041355_000000392078_00033_37161_5723.N1	09-APR-2009 04:13:55	Bright	39.000	138	47Eps Vir	2.8280	4700.0	78	37161	No
30	GOM_NL__2PRFIN20090409_042215_000000382078_00033_37161_5724.N1	09-APR-2009 04:22:15	Bright	38.000	152	12Alp2CVn	2.8900	11000.	76	37161	No
31	GOM_NL__2PRFIN20090409_042655_000000402078_00033_37161_5725.N1	09-APR-2009 04:26:55	Bright	40.000	39	85Eta UMa	1.8540	24000.	80	37161	No
32	GOM_NL__2PRFIN20090409_043540_000000412078_00033_37161_5726.N1	09-APR-2009 04:35:40	Bright	40.500	119	14Eta Dra	2.7270	4700.0	81	37161	No
33	GOM_NL__2PRFIN20090409_044811_000000392078_00033_37161_5727.N1	09-APR-2009 04:48:11	Bright	38.500	144	18Del Cyg	2.8600	11000.	77	37161	No
34	GOM_NL__2PRFIN20090409_045024_000000352078_00033_37161_5728.N1	09-APR-2009 04:50:24	Bright	35.000	66	37Gam Cyg	2.2080	5900.0	70	37161	No
35	GOM_NL__2PRFIN20090409_045241_000000342078_00033_37161_5729.N1	09-APR-2009 04:52:41	Bright	33.500	92	53Eps Cyg	2.5000	4500.0	67	37161	No
36	GOM_NL__2PRFIN20090409_051923_000000522078_00034_37162_5749.N1	09-APR-2009 05:19:23	Dark	52.000	103	38Zet Sgr	2.6000	9700.0	104	37162	No
37	GOM_NL__2PRFIN20090409_052302_000000532078_00034_37162_5750.N1	09-APR-2009 05:23:02	Dark	53.000	38	20Eps Sgr	1.8360	11000.	106	37162	No
38	GOM_NL__2PRFIN20090409_052713_000000542078_00034_37162_5751.N1	09-APR-2009 05:27:13	Dark	53.500	25	35Lam Sco	1.6200	28000.	107	37162	No
39	GOM_NL__2PRFIN20090409_053452_000000392078_00034_37162_5752.N1	09-APR-2009 05:34:52	Straylight	39.000	109	Bet Lup	2.6770	26000.	78	37162	No
40	GOM_NL__2PRFIN20090409_054719_000000382078_00034_37162_5753.N1	09-APR-2009 05:47:19	Bright	37.500	15	67Alp Vir	0.97600	28000.	75	37162	No
41	GOM_NL__2PRFIN20090409_055430_000000382078_00034_37162_5754.N1	09-APR-2009 05:54:30	Bright	37.500	138	47Eps Vir	2.8280	4700.0	75	37162	No
42	GOM_NL__2PRFIN20090409_060250_000000372078_00034_37162_5755.N1	09-APR-2009 06:02:50	Bright	37.000	152	12Alp2CVn	2.8900	11000.	74	37162	No

43	GOM_NL__2PRFIN20090409_060730_000000532078_00034_37162_5756.N1	09-APR-2009 06:07:30	Bright	53.000	39	85Eta UMa	1.8540	24000.	106	37162	No
44	GOM_NL__2PRFIN20090409_061615_000000402078_00034_37162_5757.N1	09-APR-2009 06:16:15	Bright	40.000	119	14Eta Dra	2.7270	4700.0	80	37162	No
45	GOM_NL__2PRFIN20090409_062847_000000392078_00034_37162_5758.N1	09-APR-2009 06:28:47	Bright	38.500	144	18Del Cyg	2.8600	11000.	77	37162	No
46	GOM_NL__2PRFIN20090409_063100_000000362078_00034_37162_5759.N1	09-APR-2009 06:31:00	Bright	35.500	66	37Gam Cyg	2.2080	5900.0	71	37162	No
47	GOM_NL__2PRFIN20090409_063317_000000332078_00034_37162_5760.N1	09-APR-2009 06:33:17	Bright	32.500	92	53Eps Cyg	2.5000	4500.0	65	37162	No
48	GOM_NL__2PRFIN20090409_070001_000000522078_00035_37163_5784.N1	09-APR-2009 07:00:01	Dark	52.000	103	38Zet Sgr	2.6000	9700.0	104	37163	No
49	GOM_NL__2PRFIN20090409_070340_000000542078_00035_37163_5785.N1	09-APR-2009 07:03:40	Dark	53.500	38	20Eps Sgr	1.8360	11000.	107	37163	No
50	GOM_NL__2PRFIN20090409_070750_000000542078_00035_37163_5786.N1	09-APR-2009 07:07:50	Dark	53.500	25	35Lam Sco	1.6200	28000.	107	37163	No
51	GOM_NL__2PRFIN20090409_071528_000000402078_00035_37163_5787.N1	09-APR-2009 07:15:28	Straylight	39.500	109	Bet Lup	2.6770	26000.	79	37163	No
52	GOM_NL__2PRFIN20090409_072755_000000382078_00035_37163_5788.N1	09-APR-2009 07:27:55	Bright	38.000	15	67Alp Vir	0.97600	28000.	76	37163	No
53	GOM_NL__2PRFIN20090409_073506_000000392078_00035_37163_5789.N1	09-APR-2009 07:35:06	Bright	38.500	138	47Eps Vir	2.8280	4700.0	77	37163	No
54	GOM_NL__2PRFIN20090409_074326_000000372078_00035_37163_5790.N1	09-APR-2009 07:43:26	Bright	37.000	152	12Alp2CVn	2.8900	11000.	74	37163	No
55	GOM_NL__2PRFIN20090409_074805_000000412078_00035_37163_5791.N1	09-APR-2009 07:48:05	Bright	41.000	39	85Eta UMa	1.8540	24000.	82	37163	No
56	GOM_NL__2PRFIN20090409_075650_000000412078_00035_37163_5792.N1	09-APR-2009 07:56:50	Bright	41.000	119	14Eta Dra	2.7270	4700.0	82	37163	No
57	GOM_NL__2PRFIN20090409_080922_000000392078_00035_37163_5793.N1	09-APR-2009 08:09:22	Bright	38.500	144	18Del Cyg	2.8600	11000.	77	37163	No
58	GOM_NL__2PRFIN20090409_081136_000000352078_00035_37163_5794.N1	09-APR-2009 08:11:36	Bright	35.000	66	37Gam Cyg	2.2080	5900.0	70	37163	No
59	GOM_NL__2PRFIN20090409_081353_000000342078_00035_37163_5795.N1	09-APR-2009 08:13:53	Bright	33.500	92	53Eps Cyg	2.5000	4500.0	67	37163	No
60	GOM_NL__2PRFIN20090409_084038_000000572078_00036_37164_5803.N1	09-APR-2009 08:40:38	Dark	56.500	103	38Zet Sgr	2.6000	9700.0	113	37164	No
61	GOM_NL__2PRFIN20090409_084418_000000362078_00036_37164_5804.N1	09-APR-2009 08:44:18	Dark	36.000	38	20Eps Sgr	1.8360	11000.	72	37164	No
62	GOM_NL__2PRFIN20090409_084828_000000522078_00036_37164_5805.N1	09-APR-2009 08:48:28	Dark	51.500	25	35Lam Sco	1.6200	28000.	103	37164	No
63	GOM_NL__2PRFIN20090409_085605_000000372078_00036_37164_5806.N1	09-APR-2009 08:56:05	Straylight	37.000	109	Bet Lup	2.6770	26000.	74	37164	No
64	GOM_NL__2PRFIN20090409_090831_000000362078_00036_37164_5807.N1	09-APR-2009 09:08:31	Bright	36.000	15	67Alp Vir	0.97600	28000.	72	37164	No
65	GOM_NL__2PRFIN20090409_091542_000000362078_00036_37164_5808.N1	09-APR-2009 09:15:42	Bright	36.000	138	47Eps Vir	2.8280	4700.0	72	37164	No
66	GOM_NL__2PRFIN20090409_092401_000000362078_00036_37164_5809.N1	09-APR-2009 09:24:01	Bright	35.500	152	12Alp2CVn	2.8900	11000.	71	37164	No
67	GOM_NL__2PRFIN20090409_092840_000000392078_00036_37164_5810.N1	09-APR-2009 09:28:40	Bright	38.500	39	85Eta UMa	1.8540	24000.	77	37164	No
68	GOM_NL__2PRFIN20090409_093725_000000392078_00036_37164_5811.N1	09-APR-2009 09:37:25	Bright	38.500	119	14Eta Dra	2.7270	4700.0	77	37164	No
69	GOM_NL__2PRFIN20090409_094958_000000362078_00036_37164_5812.N1	09-APR-2009 09:49:58	Tw_i_and_stray	36.000	144	18Del Cyg	2.8600	11000.	72	37164	No
70	GOM_NL__2PRFIN20090409_095212_000000332078_00036_37164_5813.N1	09-APR-2009 09:52:12	Tw_i_and_stray	32.500	66	37Gam Cyg	2.2080	5900.0	65	37164	No
71	GOM_NL__2PRFIN20090409_095429_000000322078_00036_37164_5814.N1	09-APR-2009 09:54:29	Tw_i_and_stray	31.500	92	53Eps Cyg	2.5000	4500.0	63	37164	No
72	GOM_NL__2PRFIN20090409_102116_000000502078_00037_37165_5829.N1	09-APR-2009 10:21:16	Dark	50.000	103	38Zet Sgr	2.6000	9700.0	100	37165	No
73	GOM_NL__2PRFIN20090409_102455_000000502078_00037_37165_5830.N1	09-APR-2009 10:24:55	Dark	50.000	38	20Eps Sgr	1.8360	11000.	100	37165	No
74	GOM_NL__2PRFIN20090409_102905_000000502078_00037_37165_5831.N1	09-APR-2009 10:29:05	Dark	50.000	25	35Lam Sco	1.6200	28000.	100	37165	No
75	GOM_NL__2PRFIN20090409_103642_000000362078_00037_37165_5832.N1	09-APR-2009 10:36:42	Straylight	35.500	109	Bet Lup	2.6770	26000.	71	37165	No
76	GOM_NL__2PRFIN20090409_104907_000000352078_00037_37165_5833.N1	09-APR-2009 10:49:07	Bright	35.000	15	67Alp Vir	0.97600	28000.	70	37165	No
77	GOM_NL__2PRFIN20090409_105618_000000362078_00037_37165_5834.N1	09-APR-2009 10:56:18	Bright	35.500	138	47Eps Vir	2.8280	4700.0	71	37165	No
78	GOM_NL__2PRFIN20090409_110437_000000352078_00037_37165_5835.N1	09-APR-2009 11:04:37	Bright	34.500	152	12Alp2CVn	2.8900	11000.	69	37165	No
79	GOM_NL__2PRFIN20090409_110916_000000382078_00037_37165_5836.N1	09-APR-2009 11:09:16	Bright	37.500	39	85Eta UMa	1.8540	24000.	75	37165	No
80	GOM_NL__2PRFIN20090409_111801_000000382078_00037_37165_5837.N1	09-APR-2009 11:18:01	Bright	38.000	119	14Eta Dra	2.7270	4700.0	76	37165	No
81	GOM_NL__2PRFIN20090409_113034_000000362078_00037_37165_5838.N1	09-APR-2009 11:30:34	Tw_i_and_stray	35.500	144	18Del Cyg	2.8600	11000.	71	37165	No
82	GOM_NL__2PRFIN20090409_113248_000000332078_00037_37165_5839.N1	09-APR-2009 11:32:48	Tw_i_and_stray	32.500	66	37Gam Cyg	2.2080	5900.0	65	37165	No
83	GOM_NL__2PRFIN20090409_113505_000000312078_00037_37165_5840.N1	09-APR-2009 11:35:05	Tw_i_and_stray	31.000	92	53Eps Cyg	2.5000	4500.0	62	37165	No
84	GOM_NL__2PRFIN20090409_120153_000000512078_00038_37166_5915.N1	09-APR-2009 12:01:53	Dark	50.500	103	38Zet Sgr	2.6000	9700.0	101	37166	No
85	GOM_NL__2PRFIN20090409_120532_000000522078_00038_37166_5916.N1	09-APR-2009 12:05:32	Dark	51.500	38	20Eps Sgr	1.8360	11000.	103	37166	No
86	GOM_NL__2PRFIN20090409_120942_000000512078_00038_37166_5917.N1	09-APR-2009 12:09:42	Dark	51.000	25	35Lam Sco	1.6200	28000.	102	37166	No
87	GOM_NL__2PRFIN20090409_121718_000000362078_00038_37166_5918.N1	09-APR-2009 12:17:18	Straylight	35.500	109	Bet Lup	2.6770	26000.	71	37166	No
88	GOM_NL__2PRFIN20090409_122943_000000362078_00038_37166_5919.N1	09-APR-2009 12:29:43	Bright	35.500	15	67Alp Vir	0.97600	28000.	71	37166	No
89	GOM_NL__2PRFIN20090409_123653_000000362078_00038_37166_5920.N1	09-APR-2009 12:36:53	Bright	35.500	138	47Eps Vir	2.8280	4700.0	71	37166	No
90	GOM_NL__2PRFIN20090409_124512_000000352078_00038_37166_5921.N1	09-APR-2009 12:45:12	Bright	35.000	152	12Alp2CVn	2.8900	11000.	70	37166	No
91	GOM_NL__2PRFIN20090409_124951_000000382078_00038_37166_5922.N1	09-APR-2009 12:49:51	Bright	38.000	39	85Eta UMa	1.8540	24000.	76	37166	No
92	GOM_NL__2PRFIN20090409_125836_000000392078_00038_37166_5923.N1	09-APR-2009 12:58:36	Bright	38.500	119	14Eta Dra	2.7270	4700.0	77	37166	No
93	GOM_NL__2PRFIN20090409_131109_000000362078_00038_37166_5924.N1	09-APR-2009 13:11:09	Tw_i_and_stray	35.500	144	18Del Cyg	2.8600	11000.	71	37166	No
94	GOM_NL__2PRFIN20090409_131324_000000332078_00038_37166_5925.N1	09-APR-2009 13:13:24	Tw_i_and_stray	32.500	66	37Gam Cyg	2.2080	5900.0	65	37166	No
95	GOM_NL__2PRFIN20090409_131541_000000312078_00038_37166_5926.N1	09-APR-2009 13:15:41	Tw_i_and_stray	31.000	92	53Eps Cyg	2.5000	4500.0	62	37166	No
96	GOM_NL__2PRFIN20090409_134231_000000502078_00039_37167_5971.N1	09-APR-2009 13:42:31	Dark	50.000	103	38Zet Sgr	2.6000	9700.0	100	37167	No
97	GOM_NL__2PRFIN20090409_134609_000000522078_00039_37167_5972.N1	09-APR-2009 13:46:09	Dark	52.000	38	20Eps Sgr	1.8360	11000.	104	37167	No
98	GOM_NL__2PRFIN20090409_135019_000000522078_00039_37167_5973.N1	09-APR-2009 13:50:19	Dark	51.500	25	35Lam Sco	1.6200	28000.	103	37167	No
99	GOM_NL__2PRFIN20090409_135754_000000362078_00039_37167_5974.N1	09-APR-2009 13:57:54	Straylight	35.500	109	Bet Lup	2.6770	26000.	71	37167	No
100	GOM_NL__2PRFIN20090409_141019_000000352078_00039_37167_5975.N1	09-APR-2009 14:10:19	Bright	35.000	15	67Alp Vir	0.97600	28000.	70	37167	No
101	GOM_NL__2PRFIN20090409_141729_000000352078_00039_37167_5976.N1	09-APR-2009 14:17:29	Bright	35.000	138	47Eps Vir	2.8280	4700.0	70	37167	No

102	GOM_NL__2PRFIN20090409_142548_000000352078_00039_37167_5977.N1	09-APR-2009 14:25:48	Bright	35.000	152	12Alp2CVn	2.8900	11000.	70	37167	No
103	GOM_NL__2PRFIN20090409_143026_000000382078_00039_37167_5978.N1	09-APR-2009 14:30:26	Bright	37.500	39	85Eta UMa	1.8540	24000.	75	37167	No
104	GOM_NL__2PRFIN20090409_143911_000000382078_00039_37167_5979.N1	09-APR-2009 14:39:11	Bright	38.000	119	14Eta Dra	2.7270	4700.0	76	37167	No
105	GOM_NL__2PRFIN20090409_145145_000000352078_00039_37167_5980.N1	09-APR-2009 14:51:45	Twi_and_stray	35.000	144	18Del Cyg	2.8600	11000.	70	37167	No
106	GOM_NL__2PRFIN20090409_145359_000000332078_00039_37167_5981.N1	09-APR-2009 14:53:59	Twi_and_stray	32.500	66	37Gam Cyg	2.2080	5900.0	65	37167	No
107	GOM_NL__2PRFIN20090409_145617_000000312078_00039_37167_5982.N1	09-APR-2009 14:56:17	Twi_and_stray	31.000	92	53Eps Cyg	2.5000	4500.0	62	37167	No
108	GOM_NL__2PRFIN20090409_152307_000000512078_00040_37168_5992.N1	09-APR-2009 15:23:07	Dark	50.500	103	38Zet Sgr	2.6000	9700.0	101	37168	No
109	GOM_NL__2PRFIN20090409_152647_000000512078_00040_37168_5993.N1	09-APR-2009 15:26:47	Dark	51.000	38	20Eps Sgr	1.8360	11000.	102	37168	No
110	GOM_NL__2PRFIN20090409_153057_000000502078_00040_37168_5994.N1	09-APR-2009 15:30:57	Dark	50.000	25	35Lam Sco	1.6200	28000.	100	37168	No
111	GOM_NL__2PRFIN20090409_153831_000000352078_00040_37168_5995.N1	09-APR-2009 15:38:31	Straylight	35.000	109	Bet Lup	2.6770	26000.	70	37168	No
112	GOM_NL__2PRFIN20090409_155055_000000352078_00040_37168_5996.N1	09-APR-2009 15:50:55	Bright	34.500	15	67Alp Vir	0.97600	28000.	69	37168	No
113	GOM_NL__2PRFIN20090409_155805_000000352078_00040_37168_5997.N1	09-APR-2009 15:58:05	Bright	35.000	138	47Eps Vir	2.8280	4700.0	70	37168	No
114	GOM_NL__2PRFIN20090409_160623_000000342078_00040_37168_5998.N1	09-APR-2009 16:06:23	Bright	34.000	152	12Alp2CVn	2.8900	11000.	68	37168	No
115	GOM_NL__2PRFIN20090409_161102_000000372078_00040_37168_5999.N1	09-APR-2009 16:11:02	Bright	36.500	39	85Eta UMa	1.8540	24000.	73	37168	No
116	GOM_NL__2PRFIN20090409_161947_000000392078_00040_37168_6000.N1	09-APR-2009 16:19:47	Bright	39.000	119	14Eta Dra	2.7270	4700.0	78	37168	No
117	GOM_NL__2PRFIN20090409_163221_000000362078_00040_37168_6001.N1	09-APR-2009 16:32:21	Twi_and_stray	36.000	144	18Del Cyg	2.8600	11000.	72	37168	No
118	GOM_NL__2PRFIN20090409_163435_000000342078_00040_37168_6002.N1	09-APR-2009 16:34:35	Twi_and_stray	33.500	66	37Gam Cyg	2.2080	5900.0	67	37168	No
119	GOM_NL__2PRFIN20090409_163653_000000322078_00040_37168_6003.N1	09-APR-2009 16:36:53	Twi_and_stray	32.000	92	53Eps Cyg	2.5000	4500.0	64	37168	No
120	GOM_NL__2PRFIN20090409_170345_000000522078_00041_37169_6008.N1	09-APR-2009 17:03:45	Dark	51.500	103	38Zet Sgr	2.6000	9700.0	103	37169	No
121	GOM_NL__2PRFIN20090409_170724_000000532078_00041_37169_6009.N1	09-APR-2009 17:07:24	Dark	52.500	38	20Eps Sgr	1.8360	11000.	105	37169	No
122	GOM_NL__2PRFIN20090409_171134_000000592078_00041_37169_6010.N1	09-APR-2009 17:11:34	Dark	59.000	25	35Lam Sco	1.6200	28000.	118	37169	No
123	GOM_NL__2PRFIN20090409_171907_000000412078_00041_37169_6011.N1	09-APR-2009 17:19:07	Straylight	41.000	109	Bet Lup	2.6770	26000.	82	37169	No
124	GOM_NL__2PRFIN20090409_173131_000000352078_00041_37169_6012.N1	09-APR-2009 17:31:31	Bright	35.000	15	67Alp Vir	0.97600	28000.	70	37169	No
125	GOM_NL__2PRFIN20090409_173841_000000352078_00041_37169_6013.N1	09-APR-2009 17:38:41	Bright	35.000	138	47Eps Vir	2.8280	4700.0	70	37169	No
126	GOM_NL__2PRFIN20090409_174659_000000352078_00041_37169_6014.N1	09-APR-2009 17:46:59	Bright	35.000	152	12Alp2CVn	2.8900	11000.	70	37169	No
127	GOM_NL__2PRFIN20090409_175137_000000432078_00041_37169_6015.N1	09-APR-2009 17:51:37	Bright	43.000	39	85Eta UMa	1.8540	24000.	86	37169	No
128	GOM_NL__2PRFIN20090409_180022_000000392078_00041_37169_6016.N1	09-APR-2009 18:00:22	Bright	39.000	119	14Eta Dra	2.7270	4700.0	78	37169	No
129	GOM_NL__2PRFIN20090409_181256_000000362078_00041_37169_6017.N1	09-APR-2009 18:12:56	Twi_and_stray	35.500	144	18Del Cyg	2.8600	11000.	71	37169	No
130	GOM_NL__2PRFIN20090409_181511_000000342078_00041_37169_6018.N1	09-APR-2009 18:15:11	Twi_and_stray	33.500	66	37Gam Cyg	2.2080	5900.0	67	37169	No
131	GOM_NL__2PRFIN20090409_181729_000000322078_00041_37169_6019.N1	09-APR-2009 18:17:29	Twi_and_stray	31.500	92	53Eps Cyg	2.5000	4500.0	63	37169	No
132	GOM_NL__2PRFIN20090409_184423_000000552078_00042_37170_6024.N1	09-APR-2009 18:44:23	Dark	54.500	103	38Zet Sgr	2.6000	9700.0	109	37170	No
133	GOM_NL__2PRFIN20090409_184802_000000582078_00042_37170_6025.N1	09-APR-2009 18:48:02	Dark	57.500	38	20Eps Sgr	1.8360	11000.	115	37170	No
134	GOM_NL__2PRFIN20090409_185211_000000592078_00042_37170_6026.N1	09-APR-2009 18:52:11	Dark	58.500	25	35Lam Sco	1.6200	28000.	117	37170	No
135	GOM_NL__2PRFIN20090409_185944_000000382078_00042_37170_6027.N1	09-APR-2009 18:59:44	Straylight	37.500	109	Bet Lup	2.6770	26000.	75	37170	No
136	GOM_NL__2PRFIN20090409_191207_000000362078_00042_37170_6028.N1	09-APR-2009 19:12:07	Bright	36.000	15	67Alp Vir	0.97600	28000.	72	37170	No
137	GOM_NL__2PRFIN20090409_191916_000000362078_00042_37170_6029.N1	09-APR-2009 19:19:16	Bright	35.500	138	47Eps Vir	2.8280	4700.0	71	37170	No
138	GOM_NL__2PRFIN20090409_192734_000000372078_00042_37170_6030.N1	09-APR-2009 19:27:34	Bright	36.500	152	12Alp2CVn	2.8900	11000.	73	37170	No
139	GOM_NL__2PRFIN20090409_193213_000000372078_00042_37170_6031.N1	09-APR-2009 19:32:13	Bright	37.000	39	85Eta UMa	1.8540	24000.	74	37170	No
140	GOM_NL__2PRFIN20090409_194057_000000372078_00042_37170_6032.N1	09-APR-2009 19:40:57	Bright	37.000	119	14Eta Dra	2.7270	4700.0	74	37170	No
141	GOM_NL__2PRFIN20090409_195332_000000352078_00042_37170_6033.N1	09-APR-2009 19:53:32	Twi_and_stray	35.000	144	18Del Cyg	2.8600	11000.	70	37170	No
142	GOM_NL__2PRFIN20090409_195547_000000322078_00042_37170_6034.N1	09-APR-2009 19:55:47	Twi_and_stray	31.500	66	37Gam Cyg	2.2080	5900.0	63	37170	No
143	GOM_NL__2PRFIN20090409_195805_000000302078_00042_37170_6035.N1	09-APR-2009 19:58:05	Twi_and_stray	30.000	92	53Eps Cyg	2.5000	4500.0	60	37170	No
144	GOM_NL__2PRFIN20090409_202500_000000532078_00043_37171_6044.N1	09-APR-2009 20:25:00	Dark	53.000	103	38Zet Sgr	2.6000	9700.0	106	37171	No
145	GOM_NL__2PRFIN20090409_202839_000000542078_00043_37171_6045.N1	09-APR-2009 20:28:39	Dark	54.000	38	20Eps Sgr	1.8360	11000.	108	37171	No
146	GOM_NL__2PRFIN20090409_203249_000000542078_00043_37171_6046.N1	09-APR-2009 20:32:49	Dark	53.500	25	35Lam Sco	1.6200	28000.	107	37171	No
147	GOM_NL__2PRFIN20090409_204021_000000362078_00043_37171_6047.N1	09-APR-2009 20:40:21	Straylight	36.000	109	Bet Lup	2.6770	26000.	72	37171	No
148	GOM_NL__2PRFIN20090409_205243_000000362078_00043_37171_6048.N1	09-APR-2009 20:52:43	Bright	36.000	15	67Alp Vir	0.97600	28000.	72	37171	No
149	GOM_NL__2PRFIN20090409_205952_000000362078_00043_37171_6049.N1	09-APR-2009 20:59:52	Bright	35.500	138	47Eps Vir	2.8280	4700.0	71	37171	No
150	GOM_NL__2PRFIN20090409_210810_000000352078_00043_37171_6050.N1	09-APR-2009 21:08:10	Bright	34.500	152	12Alp2CVn	2.8900	11000.	69	37171	No
151	GOM_NL__2PRFIN20090409_211248_000000372078_00043_37171_6051.N1	09-APR-2009 21:12:48	Bright	37.000	39	85Eta UMa	1.8540	24000.	74	37171	No
152	GOM_NL__2PRFIN20090409_212132_000000382078_00043_37171_6052.N1	09-APR-2009 21:21:32	Bright	37.500	119	14Eta Dra	2.7270	4700.0	75	37171	No
153	GOM_NL__2PRFIN20090409_213408_000000352078_00043_37171_6053.N1	09-APR-2009 21:34:08	Twi_and_stray	35.000	144	18Del Cyg	2.8600	11000.	70	37171	No
154	GOM_NL__2PRFIN20090409_213623_000000322078_00043_37171_6054.N1	09-APR-2009 21:36:23	Twi_and_stray	32.000	66	37Gam Cyg	2.2080	5900.0	64	37171	No
155	GOM_NL__2PRFIN20090409_213841_000000302078_00043_37171_6055.N1	09-APR-2009 21:38:41	Twi_and_stray	30.000	92	53Eps Cyg	2.5000	4500.0	60	37171	No
156	GOM_NL__2PRFIN20090409_220537_000000482078_00044_37172_6082.N1	09-APR-2009 22:05:37	Dark	48.000	103	38Zet Sgr	2.6000	9700.0	96	37172	No
157	GOM_NL__2PRFIN20090409_220916_000000602078_00044_37172_6083.N1	09-APR-2009 22:09:16	Dark	60.000	38	20Eps Sgr	1.8360	11000.	120	37172	No
158	GOM_NL__2PRFIN20090409_221326_000000542078_00044_37172_6084.N1	09-APR-2009 22:13:26	Dark	54.000	25	35Lam Sco	1.6200	28000.	108	37172	No
159	GOM_NL__2PRFIN20090409_222057_000000382078_00044_37172_6085.N1	09-APR-2009 22:20:57	Straylight	37.500	109	Bet Lup	2.6770	26000.	75	37172	No
160	GOM_NL__2PRFIN20090409_223318_000000372078_00044_37172_6086.N1	09-APR-2009 22:33:18	Bright	36.500	15	67Alp Vir	0.97600	28000.	73	37172	No

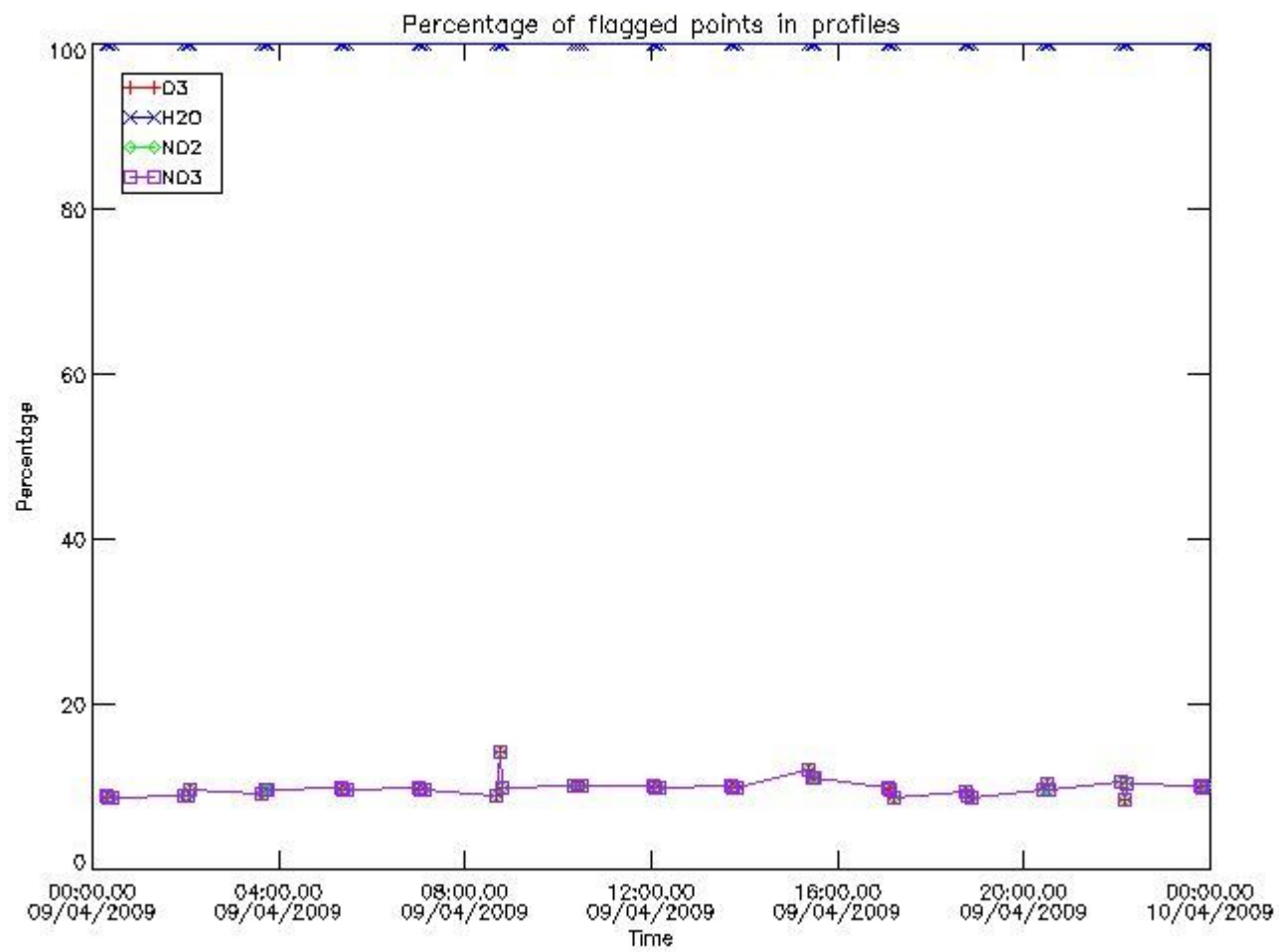


161	GOM_NL__2PRFIN20090409_224027_000000372078_00044_37172_6087.N1	09-APR-2009 22:40:27	Bright	36.500	138	47Eps Vir	2.8280	4700.0	73	37172	No
162	GOM_NL__2PRFIN20090409_224846_000000362078_00044_37172_6088.N1	09-APR-2009 22:48:46	Bright	36.000	152	12Alp2CVn	2.8900	11000.	72	37172	No
163	GOM_NL__2PRFIN20090409_225323_000000392078_00044_37172_6089.N1	09-APR-2009 22:53:23	Bright	38.500	39	85Eta UMa	1.8540	24000.	77	37172	No
164	GOM_NL__2PRFIN20090409_230207_000000392078_00044_37172_6090.N1	09-APR-2009 23:02:07	Bright	38.500	119	14Eta Dra	2.7270	4700.0	77	37172	No
165	GOM_NL__2PRFIN20090409_231444_000000362078_00044_37172_6091.N1	09-APR-2009 23:14:44	Twi_and_stray	36.000	144	18Del Cyg	2.8600	11000.	72	37172	No
166	GOM_NL__2PRFIN20090409_231659_000000332078_00044_37172_6092.N1	09-APR-2009 23:16:59	Twi_and_stray	33.000	66	37Gam Cyg	2.2080	5900.0	66	37172	No
167	GOM_NL__2PRFIN20090409_231917_000000312078_00044_37172_6093.N1	09-APR-2009 23:19:17	Twi_and_stray	31.000	92	53Eps Cyg	2.5000	4500.0	62	37172	No
168	GOM_NL__2PRFIN20090409_234615_000000512078_00045_37173_6098.N1	09-APR-2009 23:46:15	Dark	50.500	103	38Zet Sgr	2.6000	9700.0	101	37173	No
169	GOM_NL__2PRFIN20090409_234954_000000512078_00045_37173_6099.N1	09-APR-2009 23:49:54	Dark	51.000	38	20Eps Sgr	1.8360	11000.	102	37173	No
170	GOM_NL__2PRFIN20090409_235403_000000512078_00045_37173_6100.N1	09-APR-2009 23:54:03	Dark	50.500	25	35Lam Sco	1.6200	28000.	101	37173	No

### 3. Quality information per product

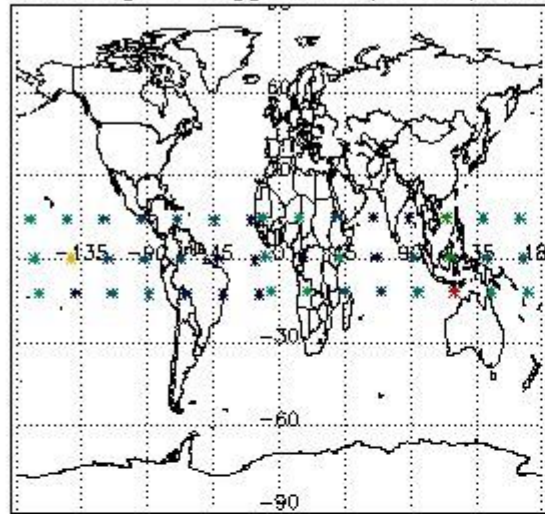
In this section it is plotted some information contained in the Quality Summary data set of the level 2 products. Only products in dark limb conditions and without errors (error flag in the MPH set to "0") are used.

#### 3.1 Plot quality information per product (time dependant)

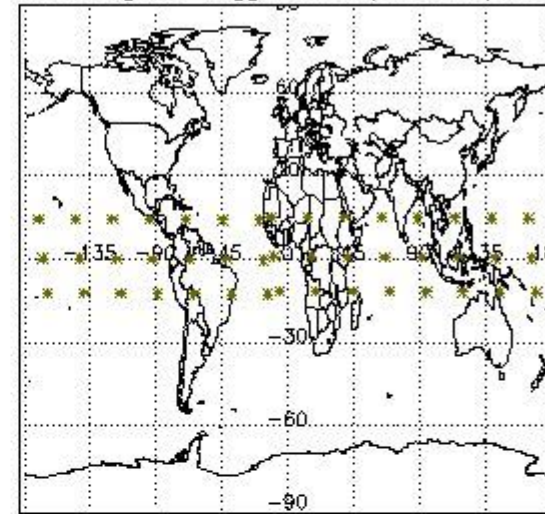


#### 3.2 Plot quality information per product (world map)

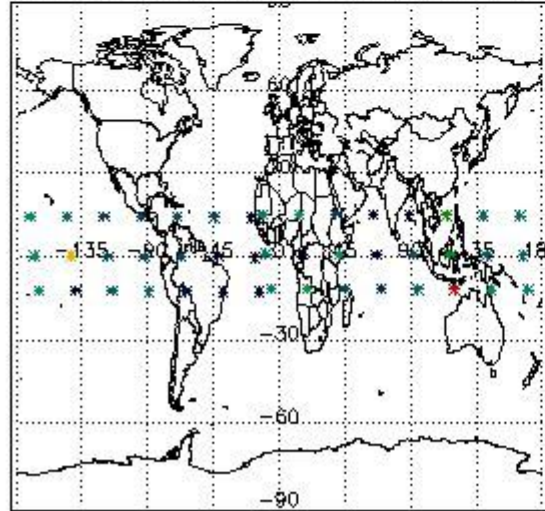
Percentage of flagged data per O3 profile



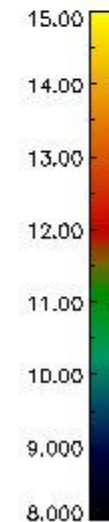
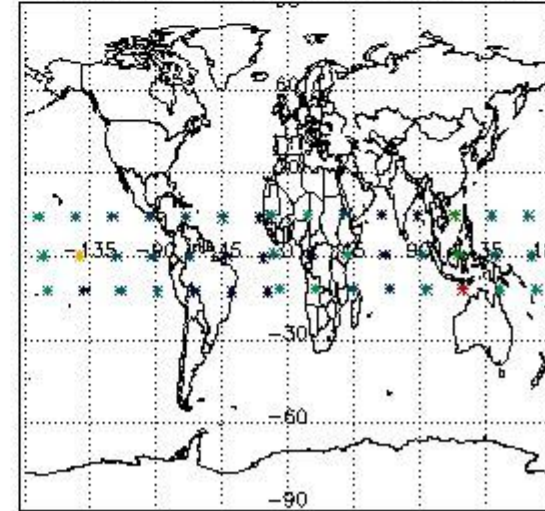
Percentage of flagged data per H2O profile



Percentage of flagged data per NO2 profile



Percentage of flagged data per NO3 profile

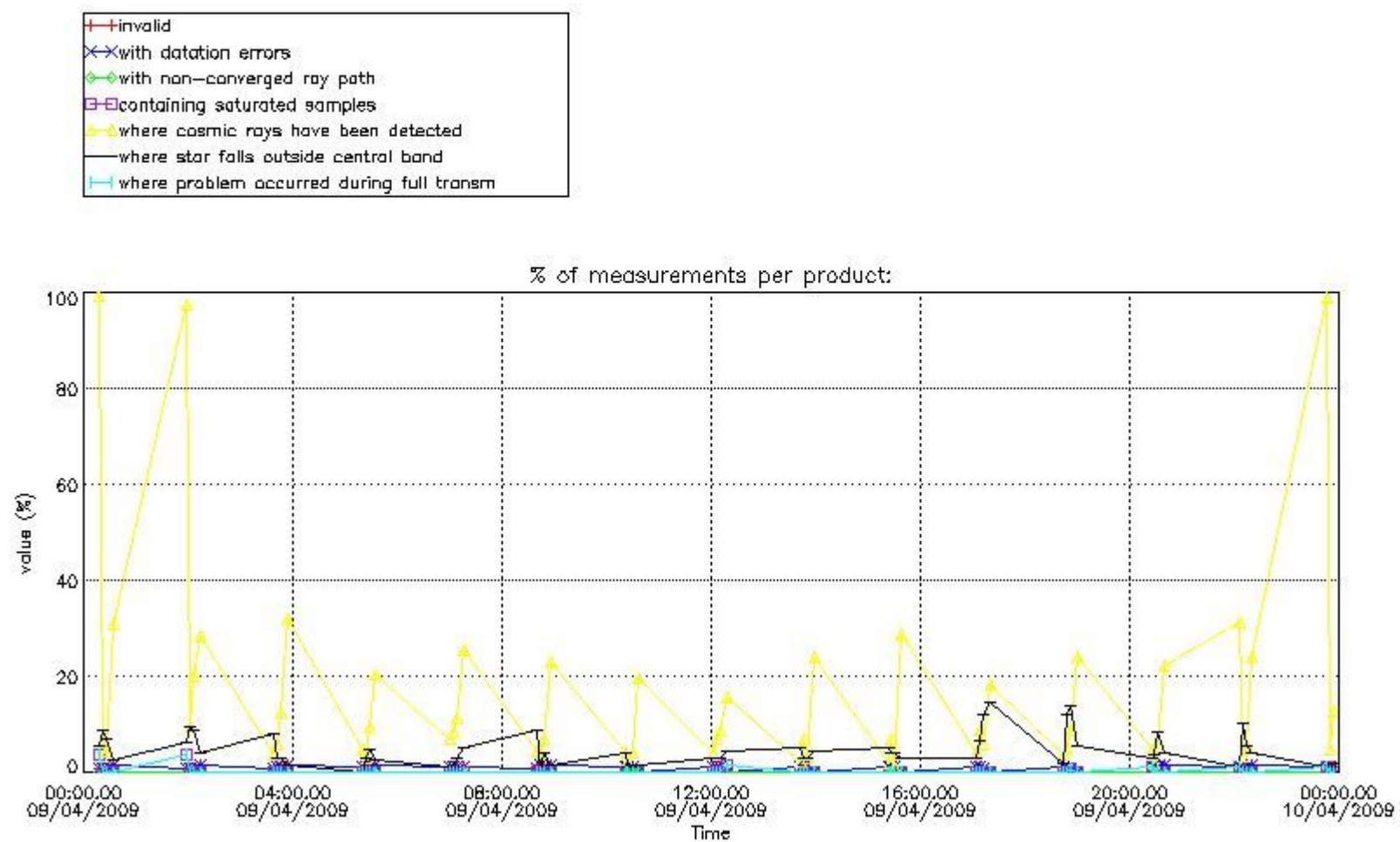


#### 4. Level 1 quality information per product

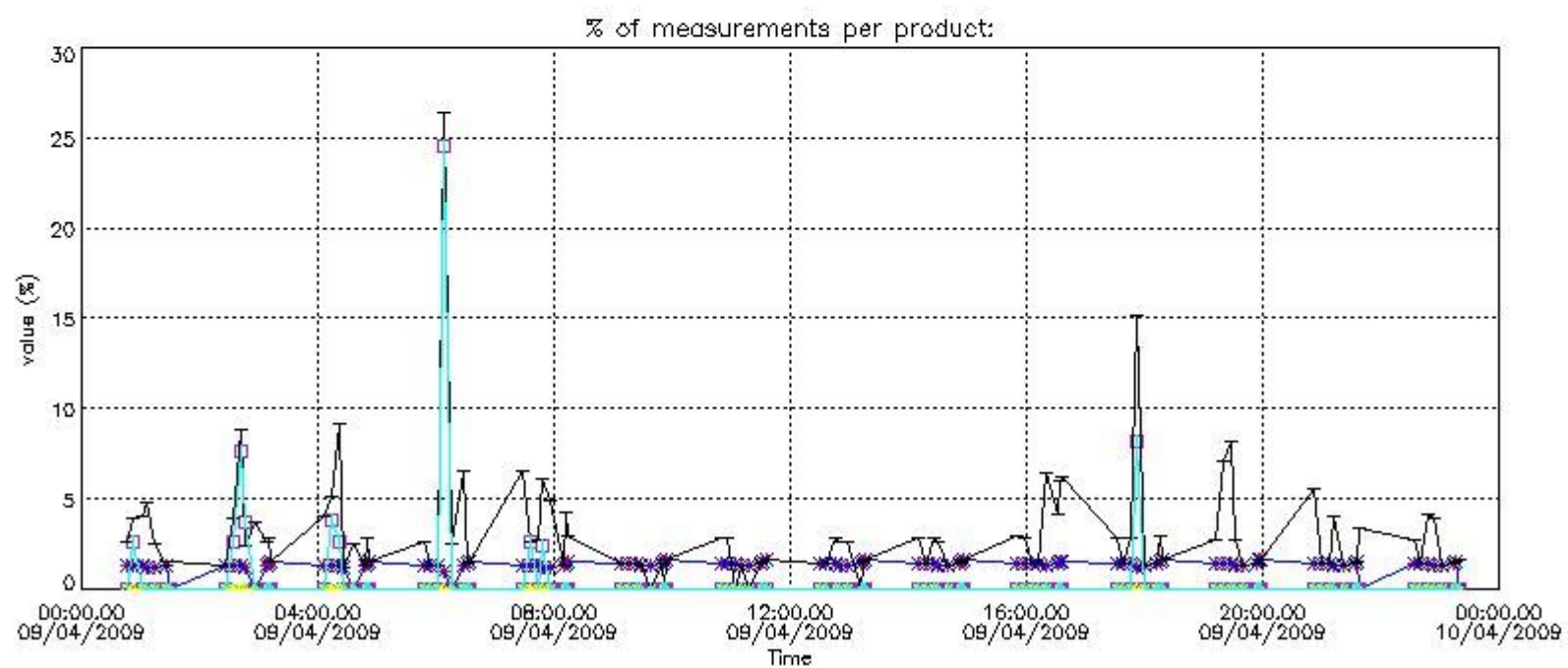
In this section it is plotted some information contained in the Quality Summary data set of the level 2 products that comes from the level 1b processing. Products without errors (error flag in the MPH set to "0") are used.

##### 4.1 Plot quality information per product (time dependant) coming from level 1b processing

###### 4.1.1 Plot level 1 quality information per product (time dependant): ENVISAT ASCENDING passes



4.1.2 Plot level 1 quality information per product (time dependant): ENVISAT DESCENDING passes

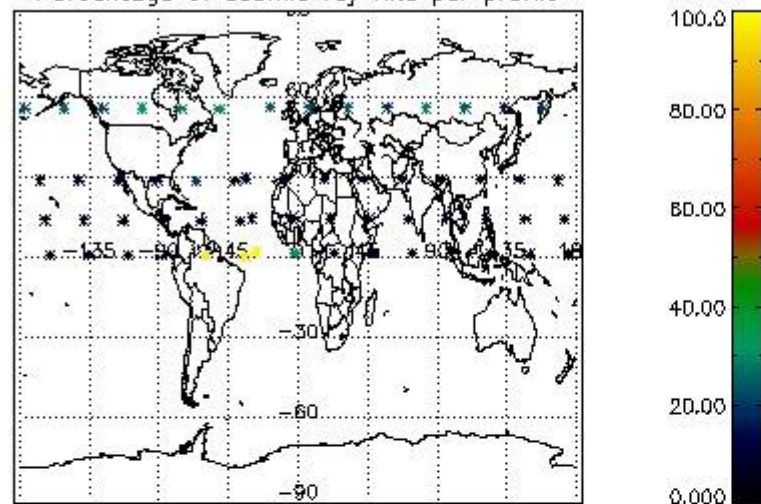


4.2 Plot quality information per product coming from level 1b processing (world map)

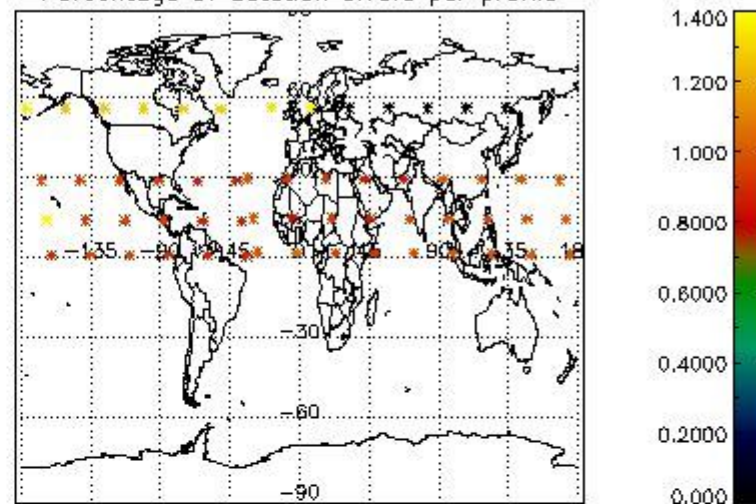
4.2.1 Plot level 1 quality information per product (world map): ENVISAT ASCENDING passes



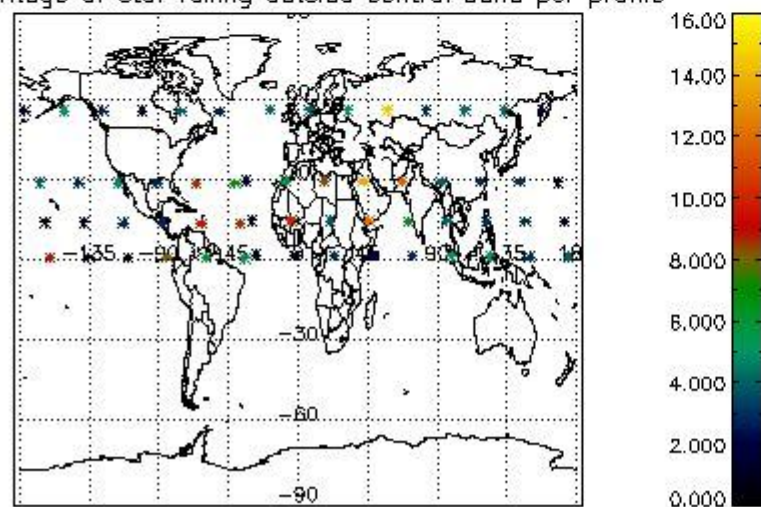
Percentage of cosmic ray hits per profile



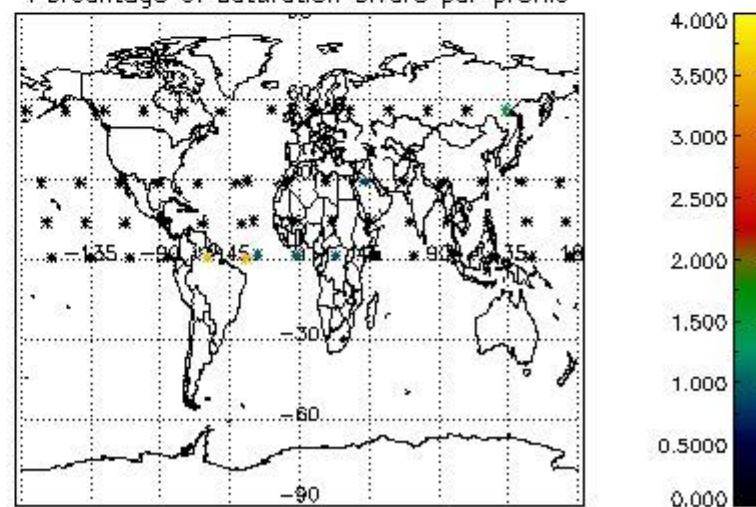
Percentage of datation errors per profile



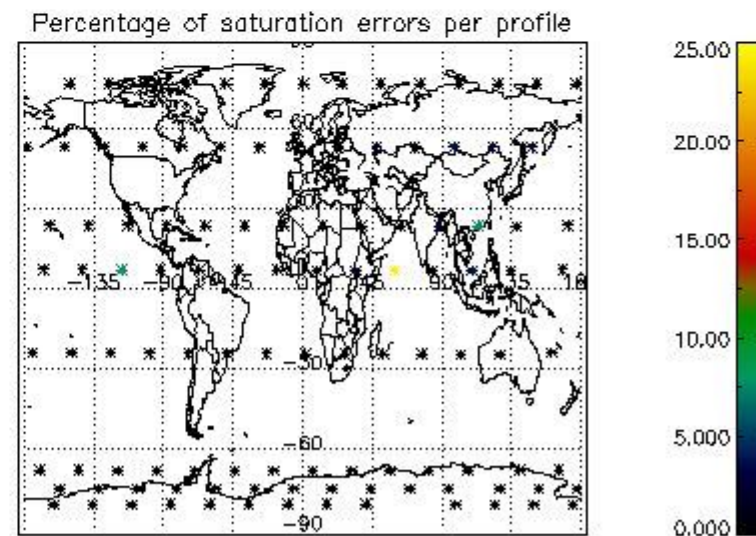
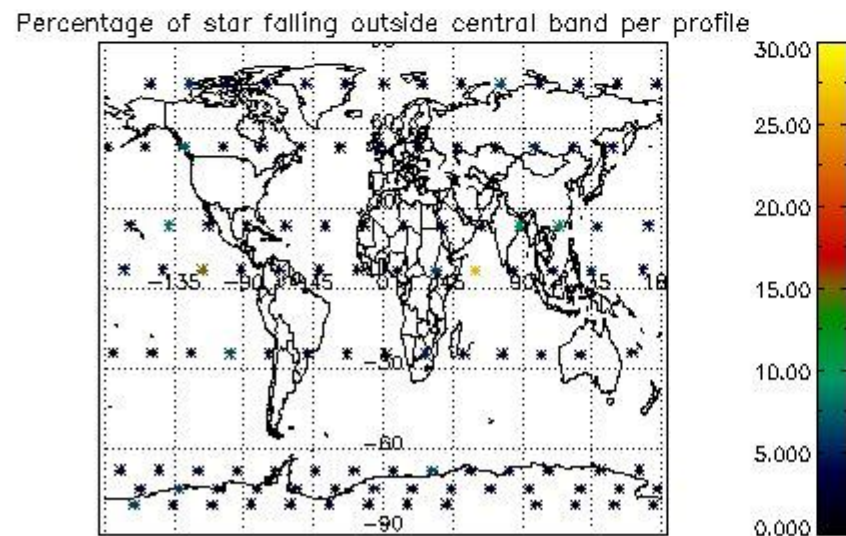
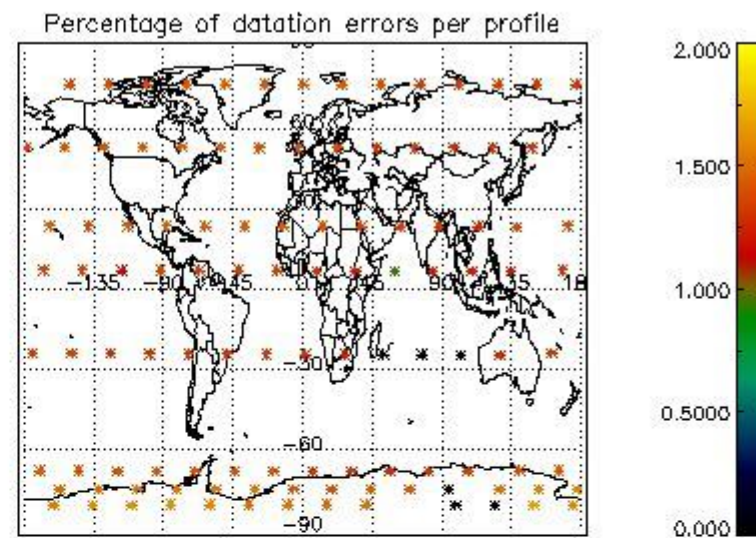
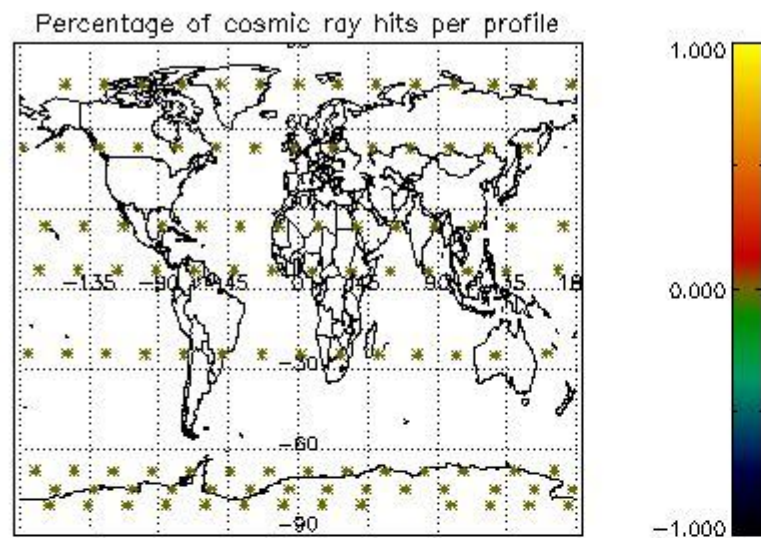
Percentage of star falling outside central band per profile



Percentage of saturation errors per profile



4.2.2 Plot level 1 quality information per product (world map): ENVISAT DESCENDING passes



## 5. Trace gas profiles

### 5.1 Ozone statistics based on quality of products

The final quality of the products can be "measured" using the STD (Standard Deviation) attached to every point profile. This information is written to the parameter GOM\_NL\_\_2P/NL\_LOCAL\_SPECIES\_DENSITY/o3\_std of the level 2 products. The table below shows the statistics for given STD ranges.

The statistics are given with respect to the overall valid production:

- Products without fatal errors: GOM\_NL\_\_2P/MPH/PRODUCT\_ERR=0
- Valid point profile: GOM\_NL\_\_2P/NL\_LOCAL\_SPECIES\_DENSITY/pcd(0)=0

The 'Criteria' is applied to valid points of dark limb products:

- Products in dark limb illumination condition: GOM\_NL\_\_2P/NL\_SUMMARY\_QUALITY/obs\_ill\_cond=0
- Products without fatal errors: GOM\_NL\_\_2P/MPH/PRODUCT\_ERR=0
- Valid point profile: GOM\_NL\_\_2P/NL\_LOCAL\_SPECIES\_DENSITY/pcd(0)=0

So, the table below shows the percentage of dark limb and valid observations for each criteria with respect to the overall valid daily observations.

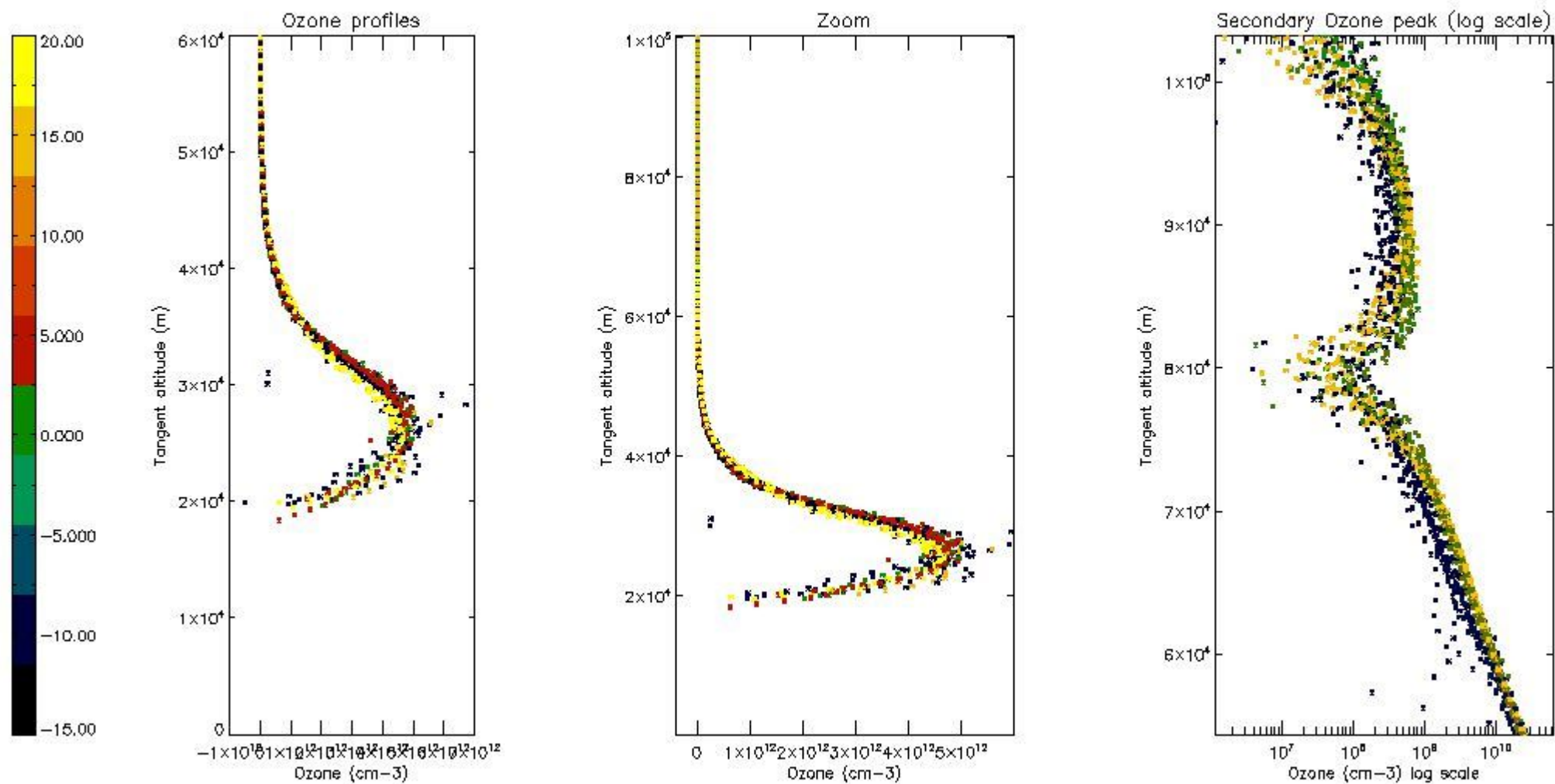
Criteria	% of total production
All STD	36
STD < 20	22



STD < 10	19
STD < 5	14

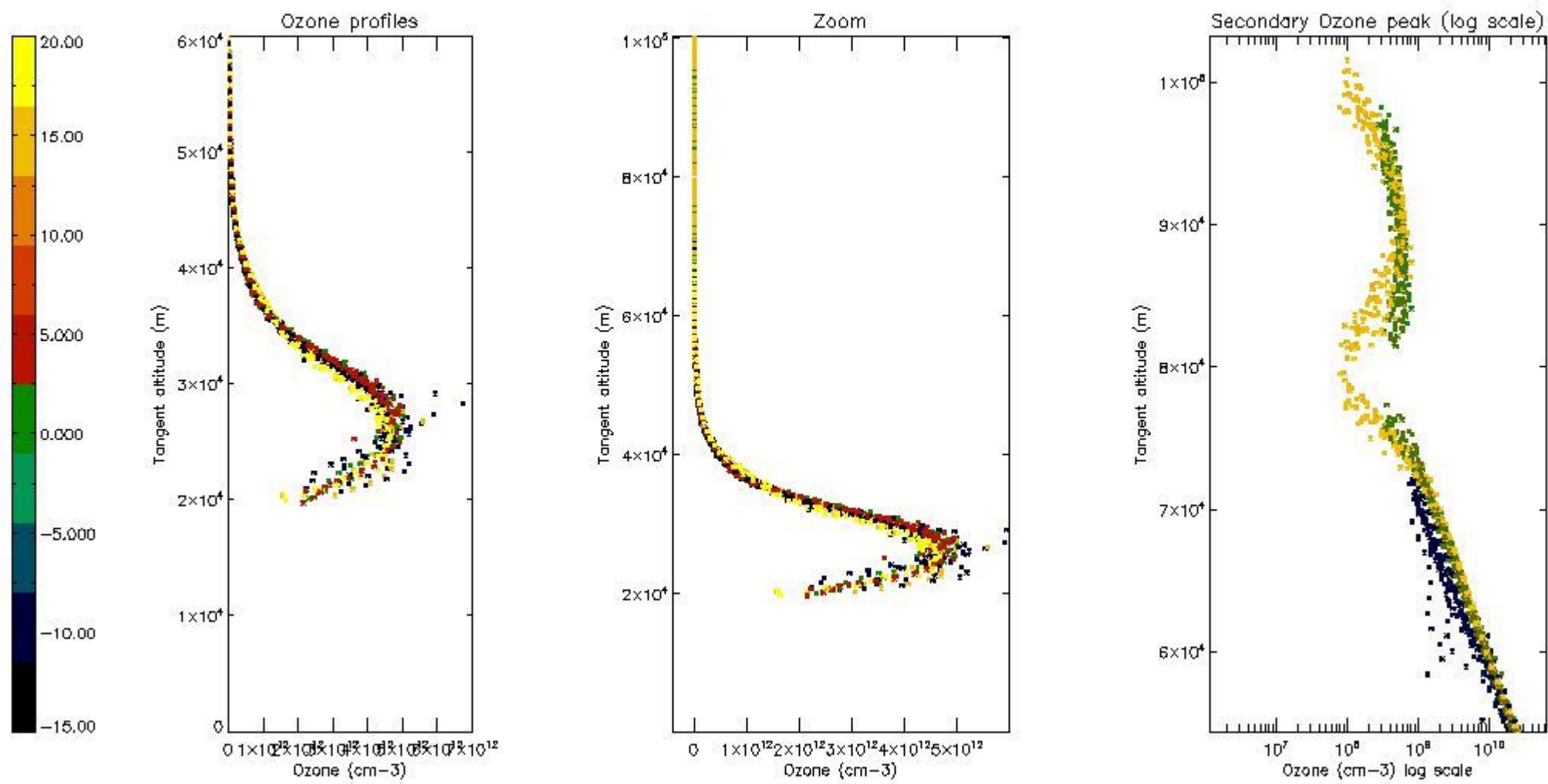
5.2 Plot ozone profiles for all STD (dark without errors)

The colorbar represents the latitude.



5.3 Plot ozone profiles where STD < 20% (dark without errors)

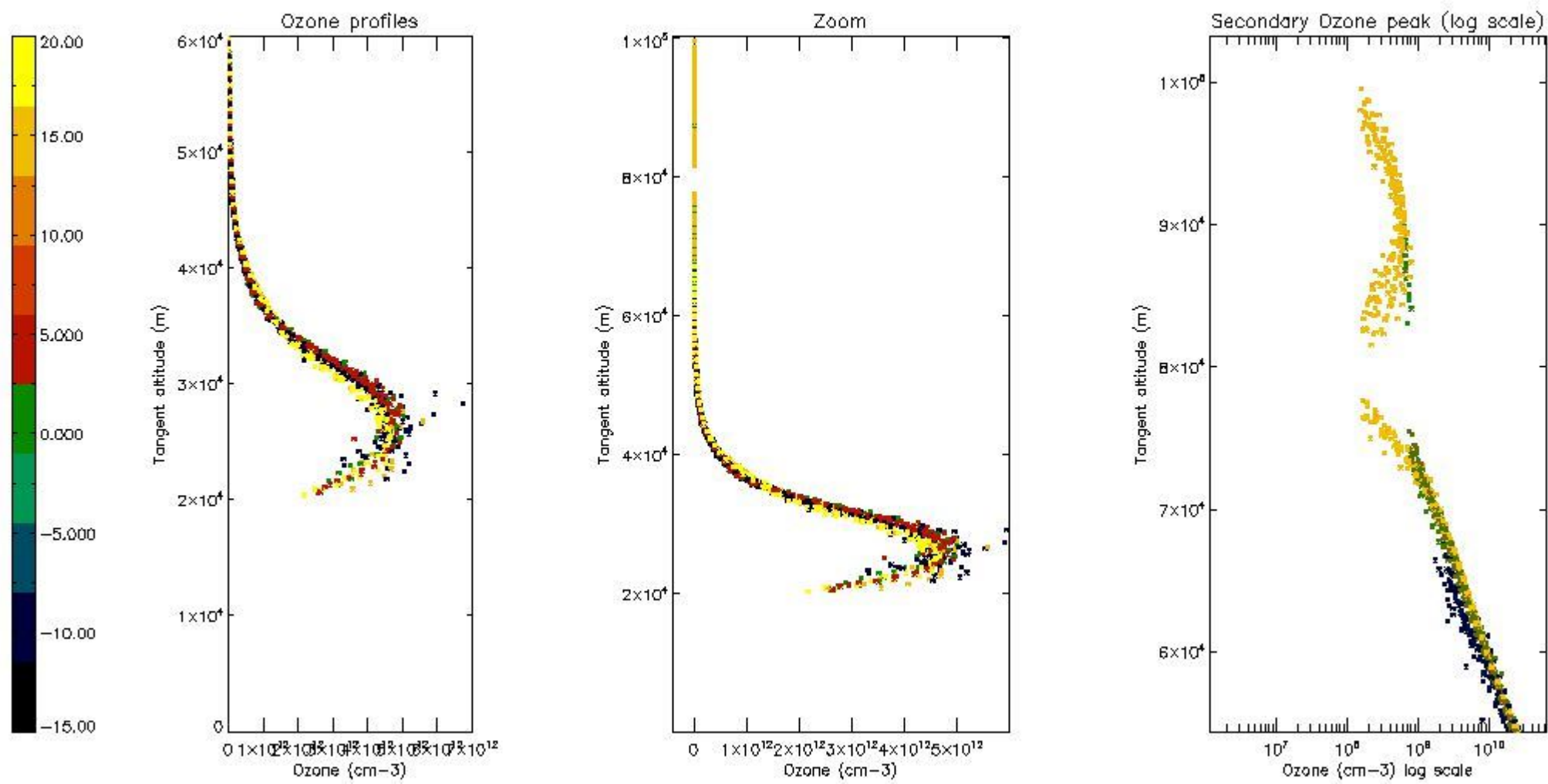
The colorbar represents the latitude.



*5.4 Plot ozone profiles where STD < 10% (dark without errors)*

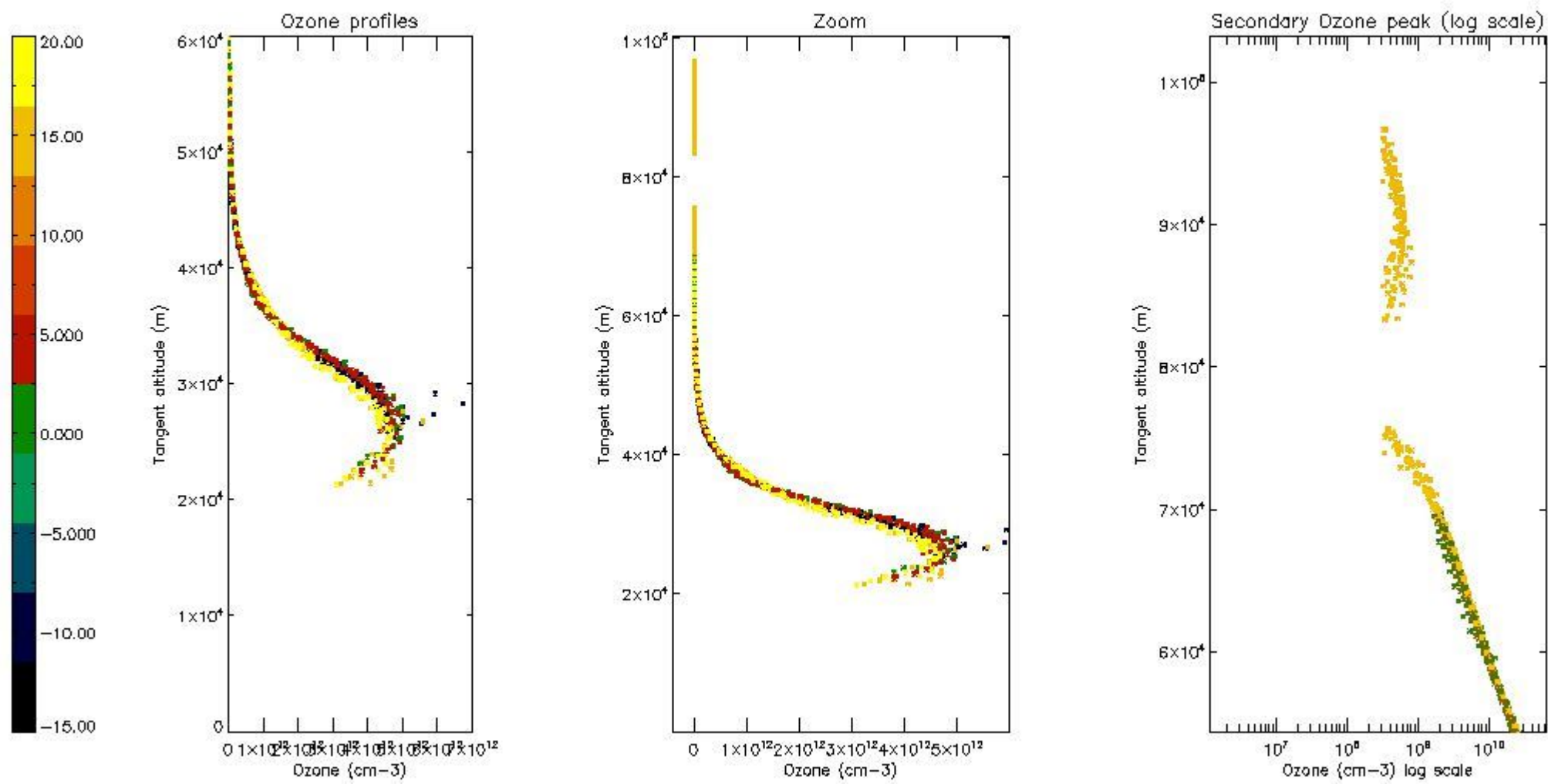
The colorbar represents the latitude.





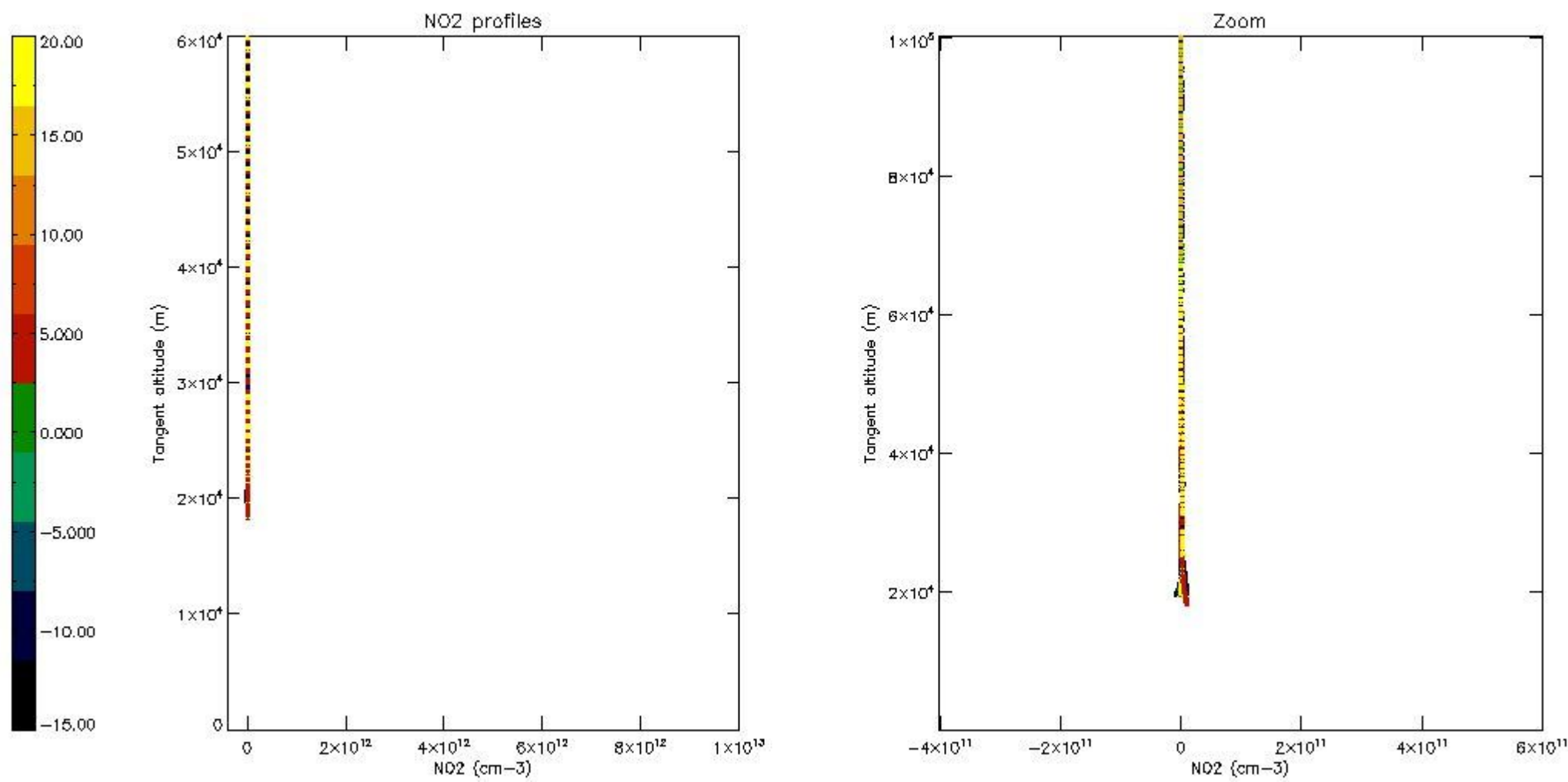
*5.5 Plot ozone profiles where STD < 5% (dark without errors)*

The colorbar represents the latitude.



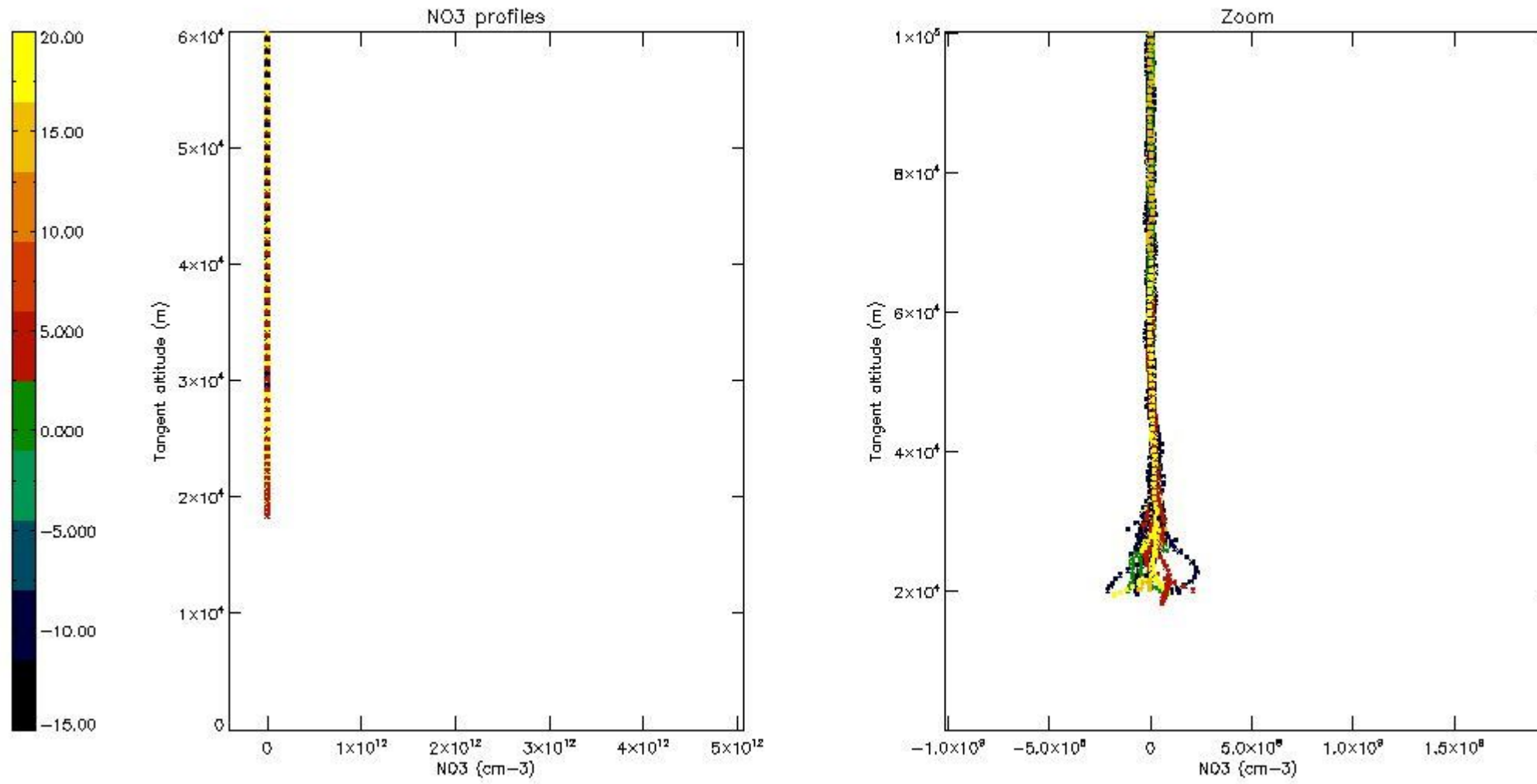
*5.6 Plot NO<sub>2</sub> profiles for all STD (dark without errors)*

The colorbar represents the latitude.



*5.7 Plot NO3 profiles for all STD (dark without errors)*

The colorbar represents the latitude.

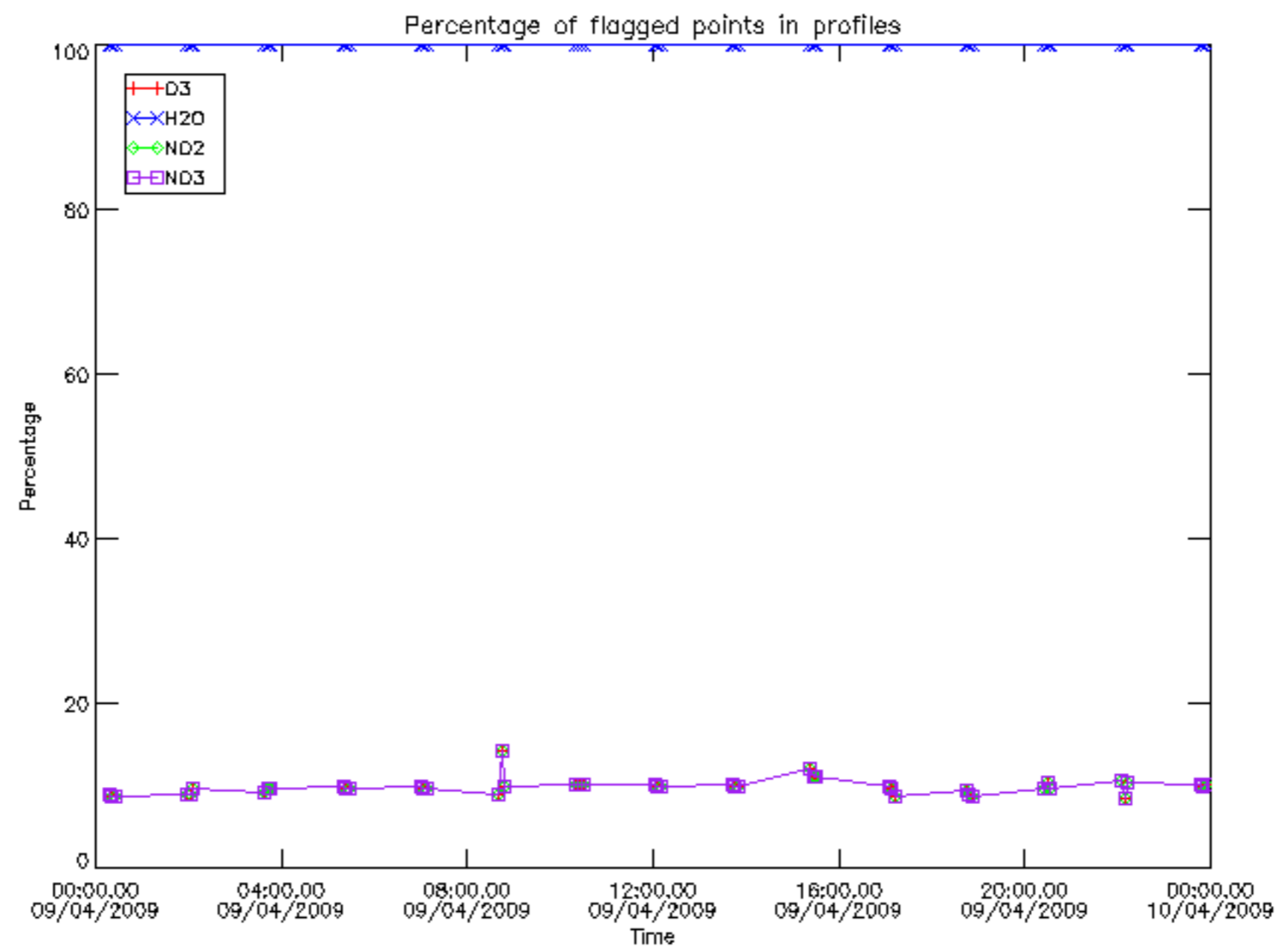


## 6. Auxiliary Data Files used for the production reported in section 2

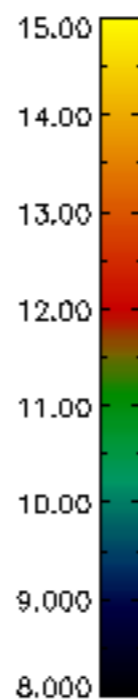
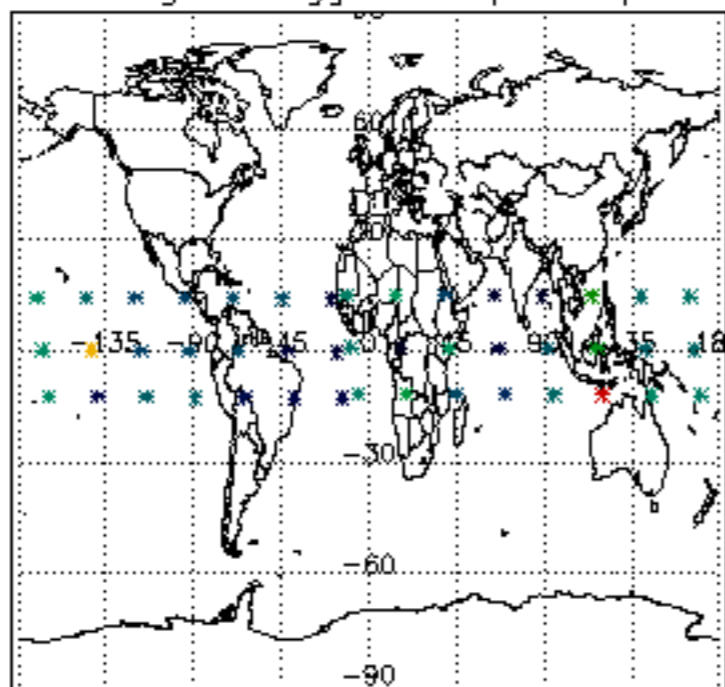
The number reported in the third column indicates since which file (see list in section 2) the corresponding auxiliary file has been used. The fourth column is the date of those product files.

Type	Auxiliary Filename	Used since product	Used since product date
INST_PHYS_CHARACTERISTICS	GOM_INS_AXVIEC20091111_143220_20030716_120000_20500101_000000	1	09-APR-2009 00:17:31
LEVEL-2_PROC_CONFIG	GOM_PR2_AXVIEC20091111_152718_20020301_000000_20500101_000000	1	09-APR-2009 00:17:31
CROSS_SECTIONS_FILE	GOM_CRS_AXVIEC20091111_154832_20020301_000000_20500101_000000	1	09-APR-2009 00:17:31

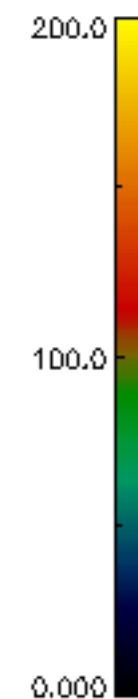
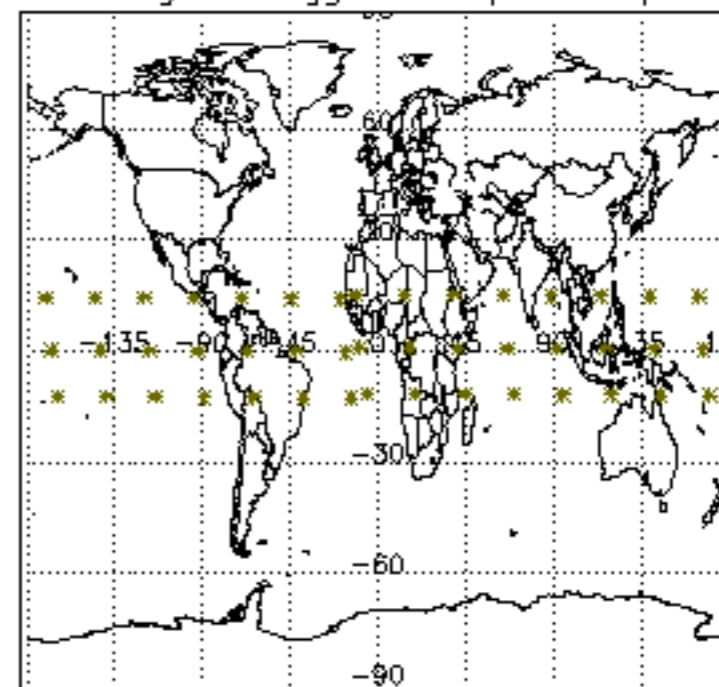




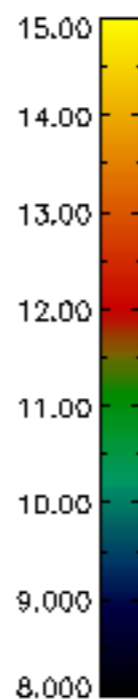
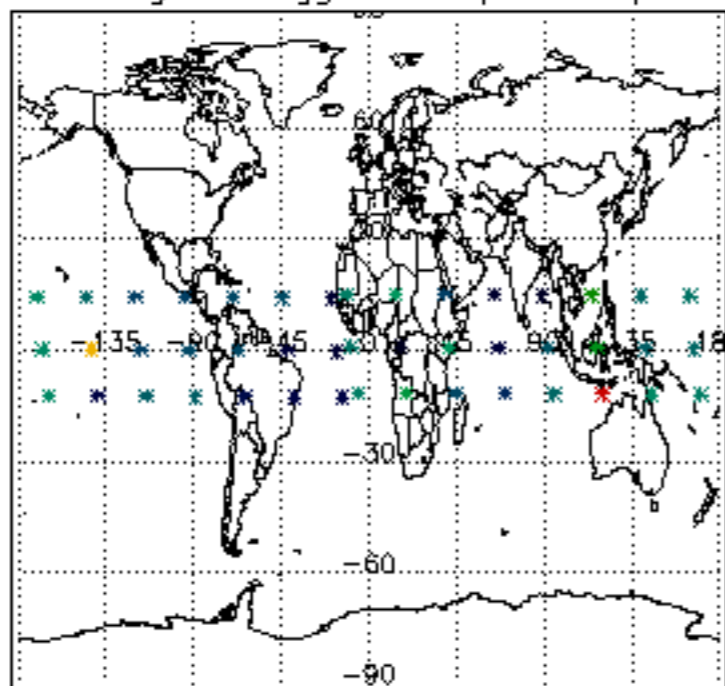
Percentage of flagged data per D3 profile



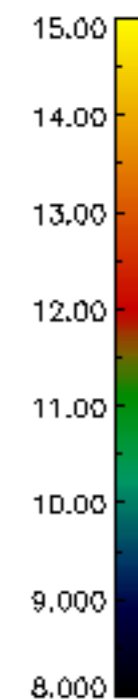
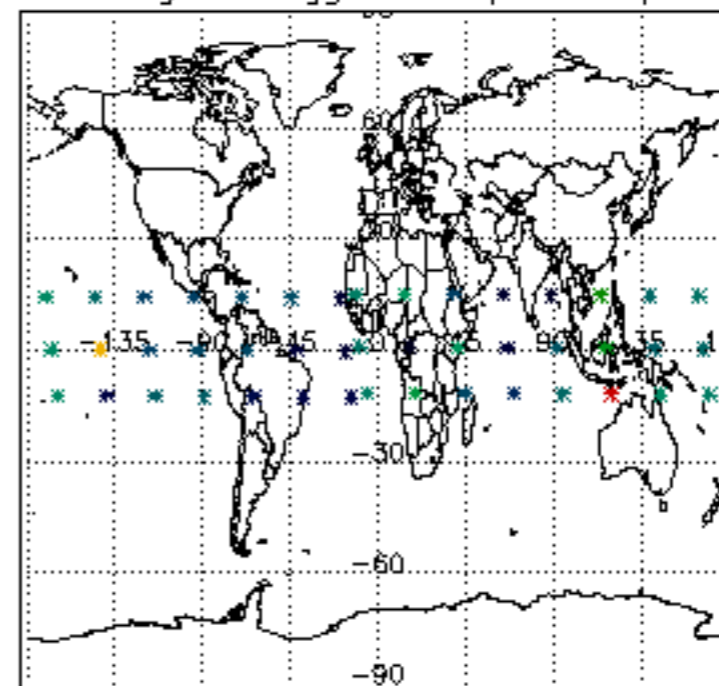
Percentage of flagged data per H2O profile

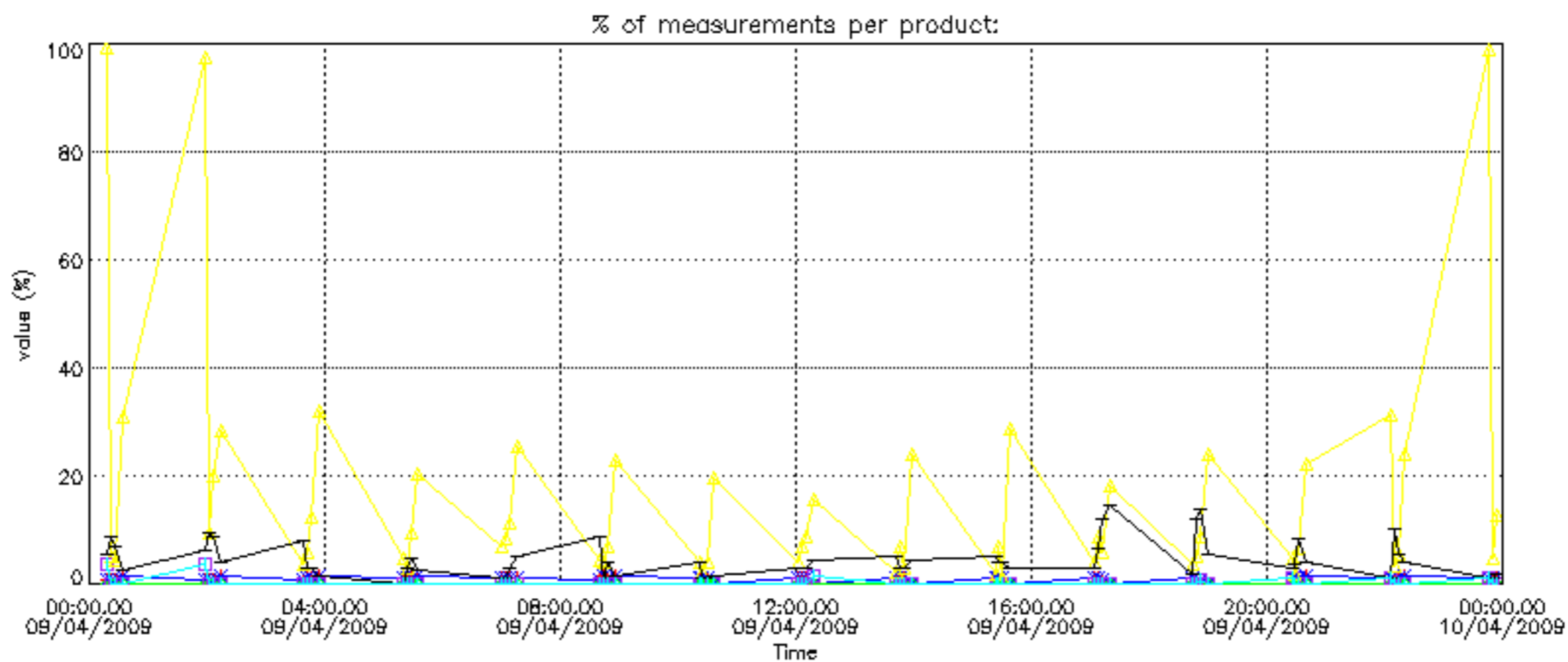


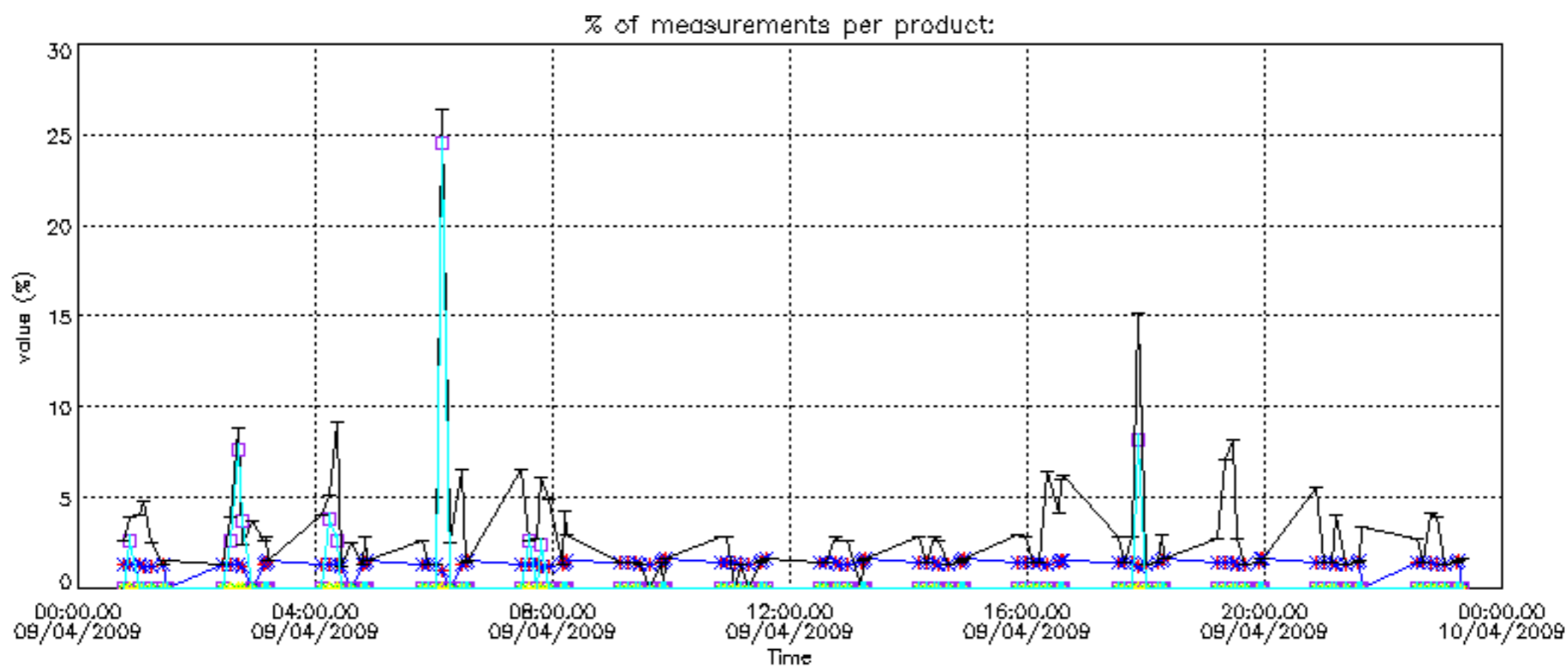
Percentage of flagged data per NO2 profile



Percentage of flagged data per NO3 profile

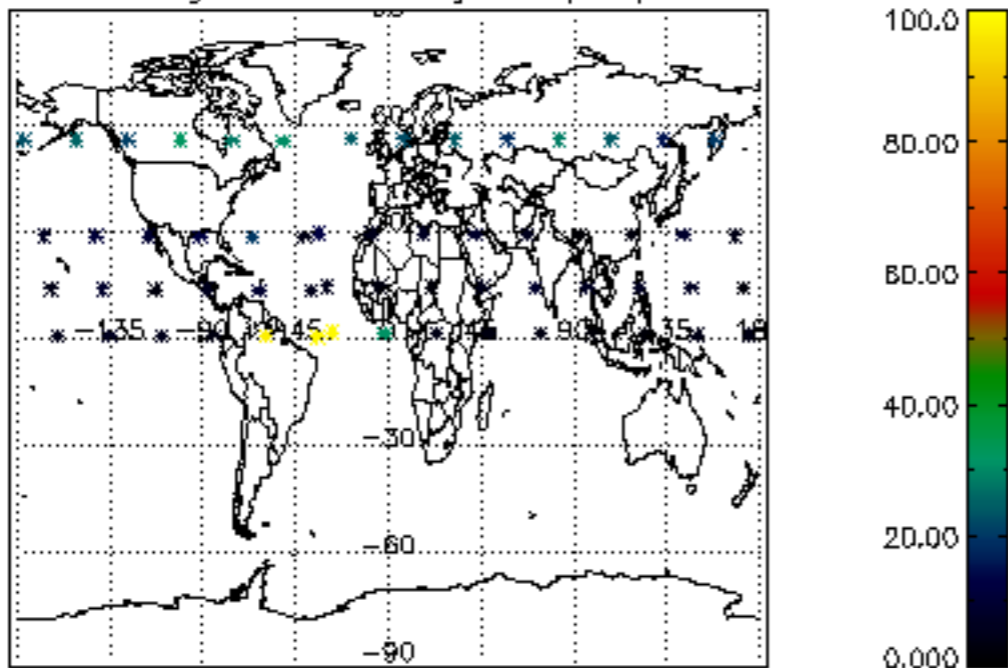




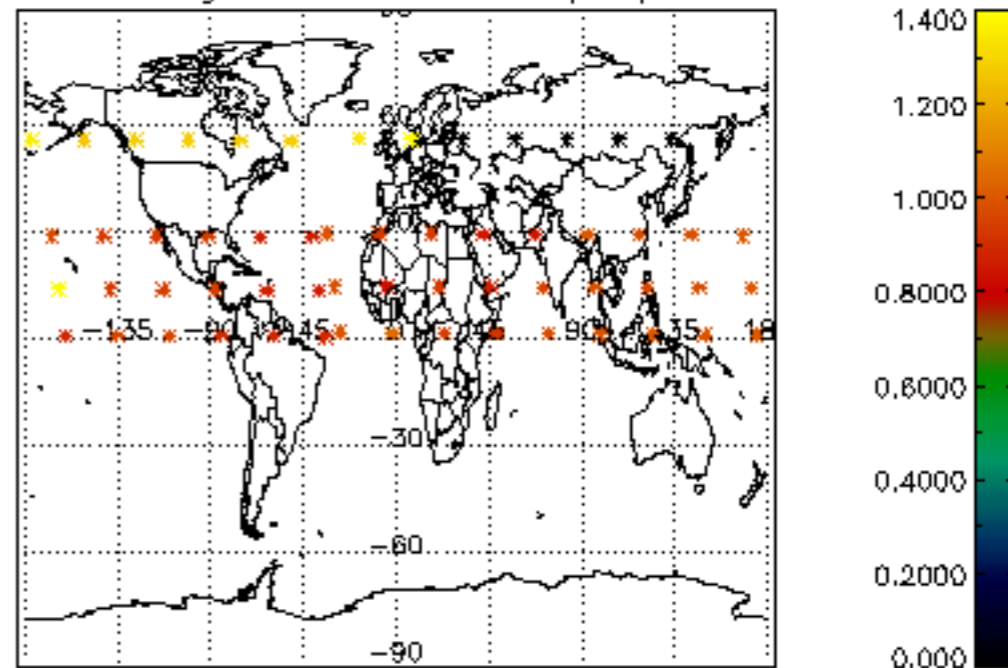




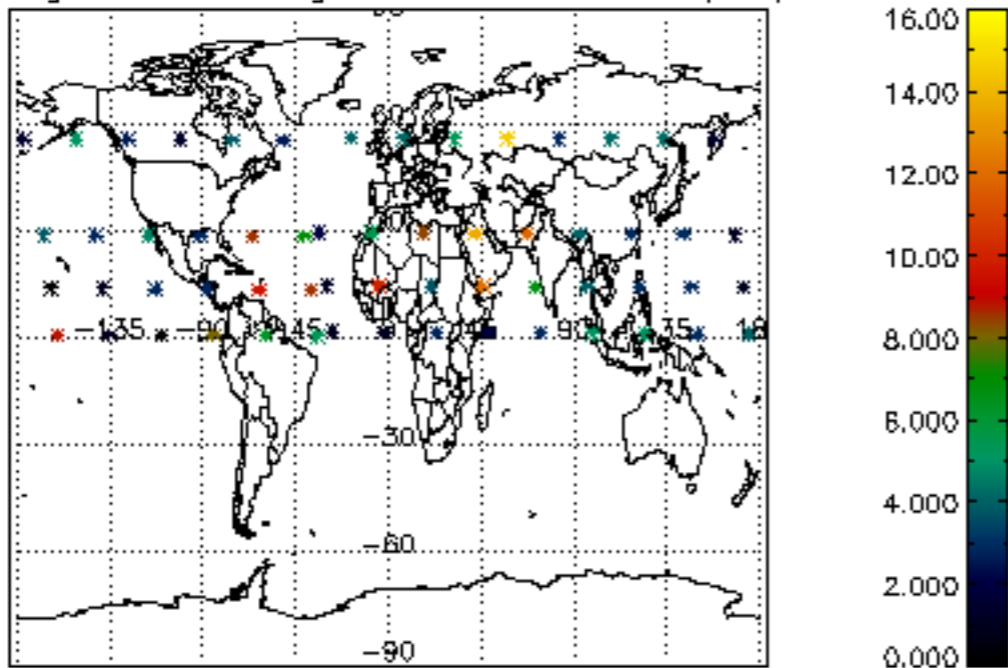
Percentage of cosmic ray hits per profile



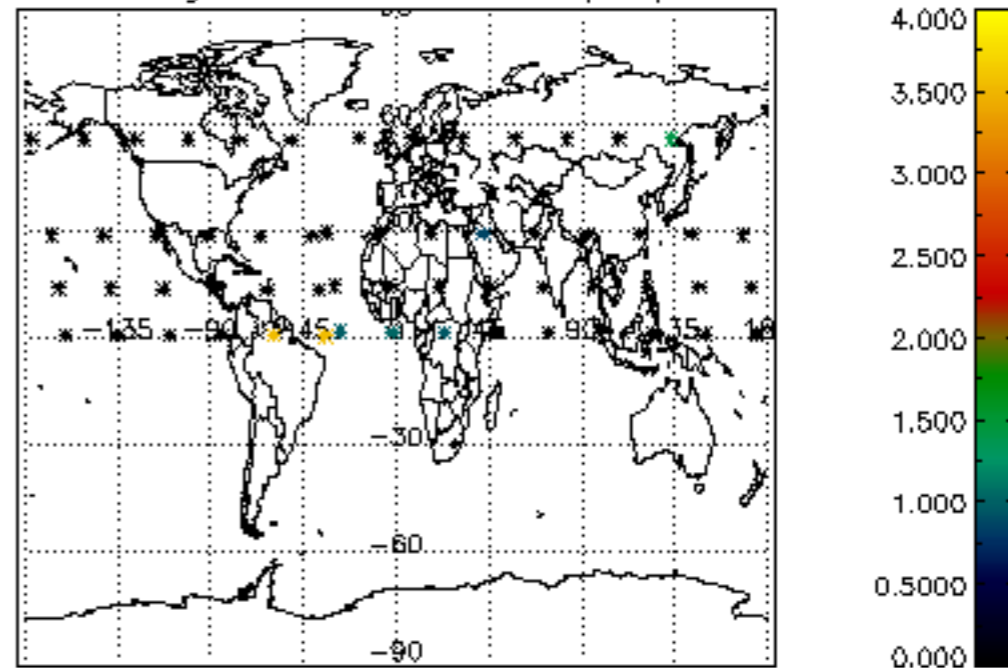
Percentage of datation errors per profile



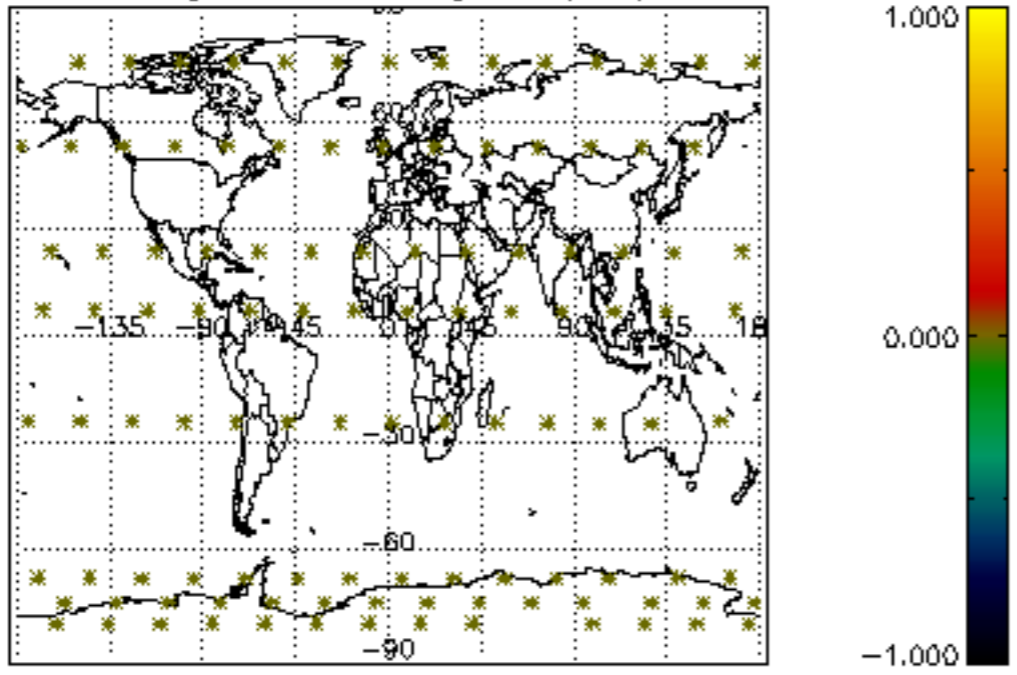
Percentage of star falling outside central band per profile



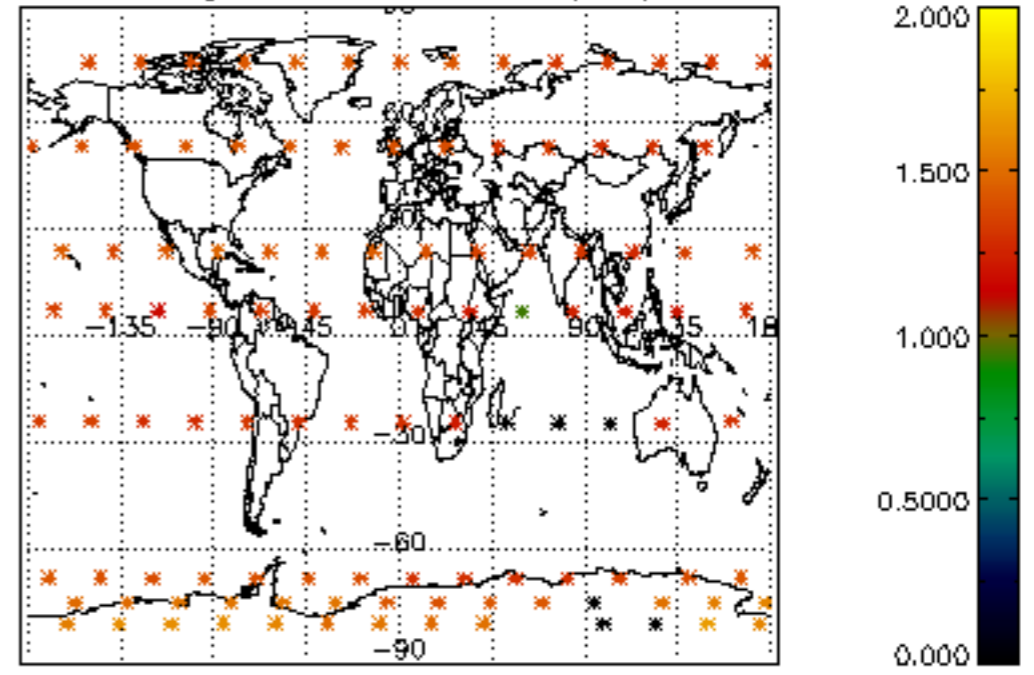
Percentage of saturation errors per profile



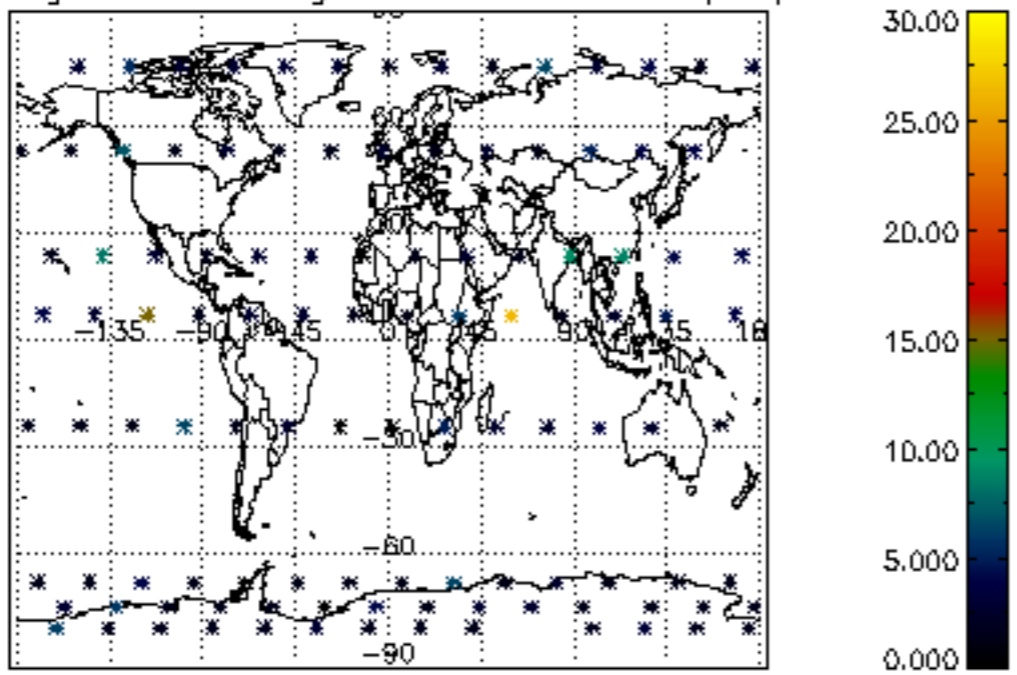
Percentage of cosmic ray hits per profile



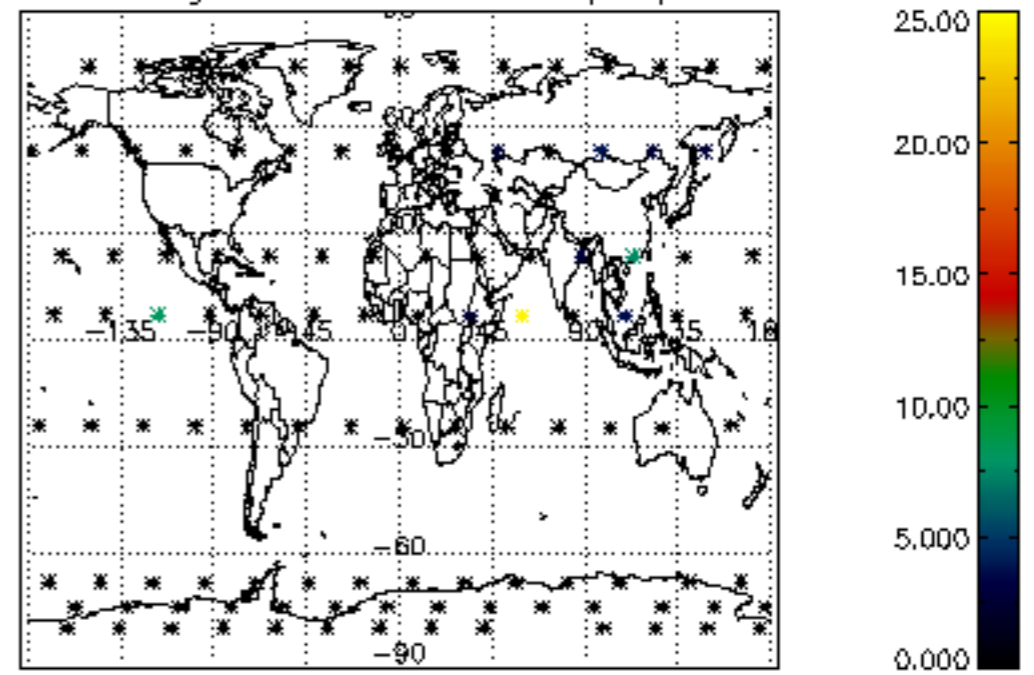
Percentage of datation errors per profile

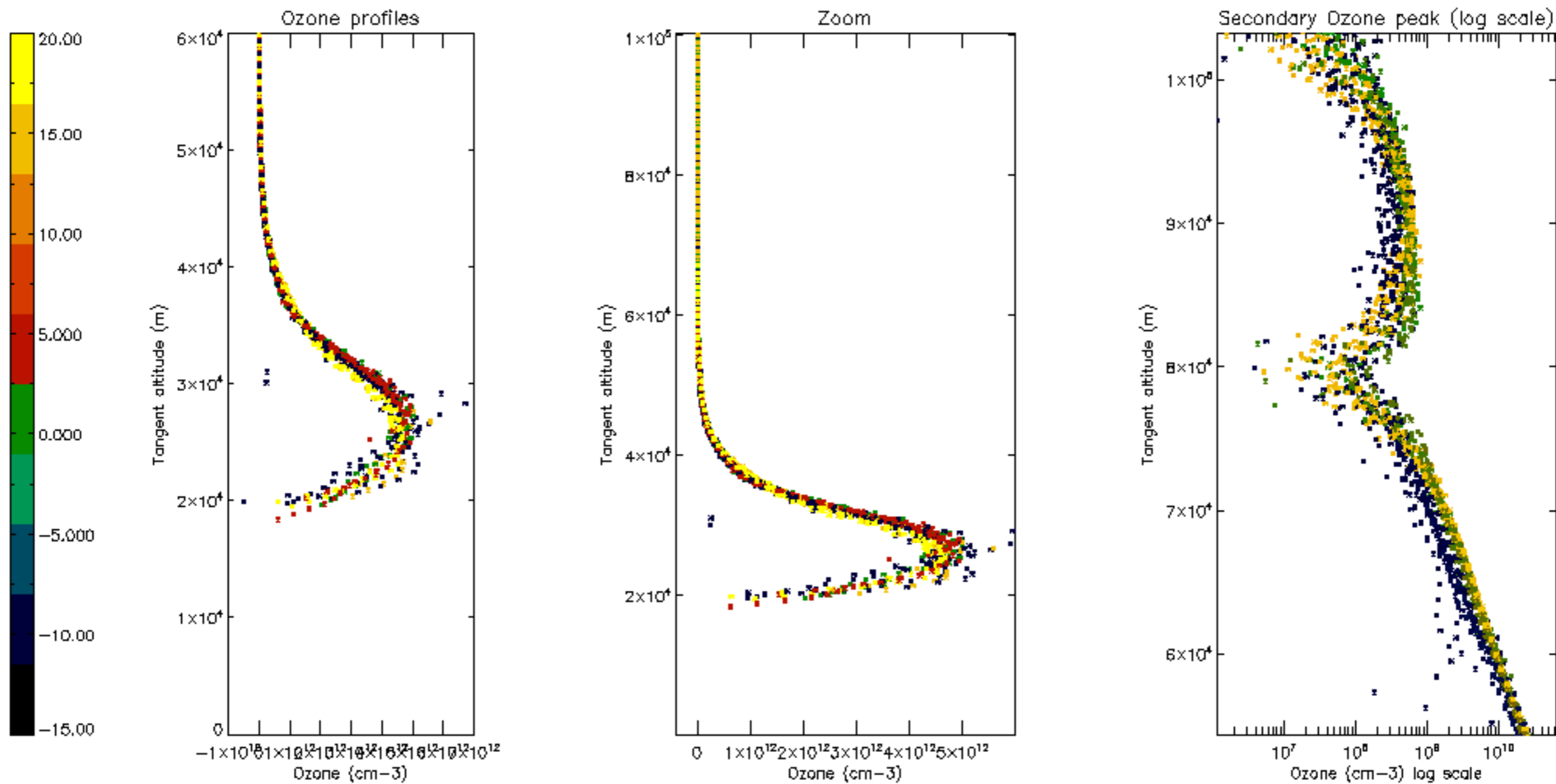


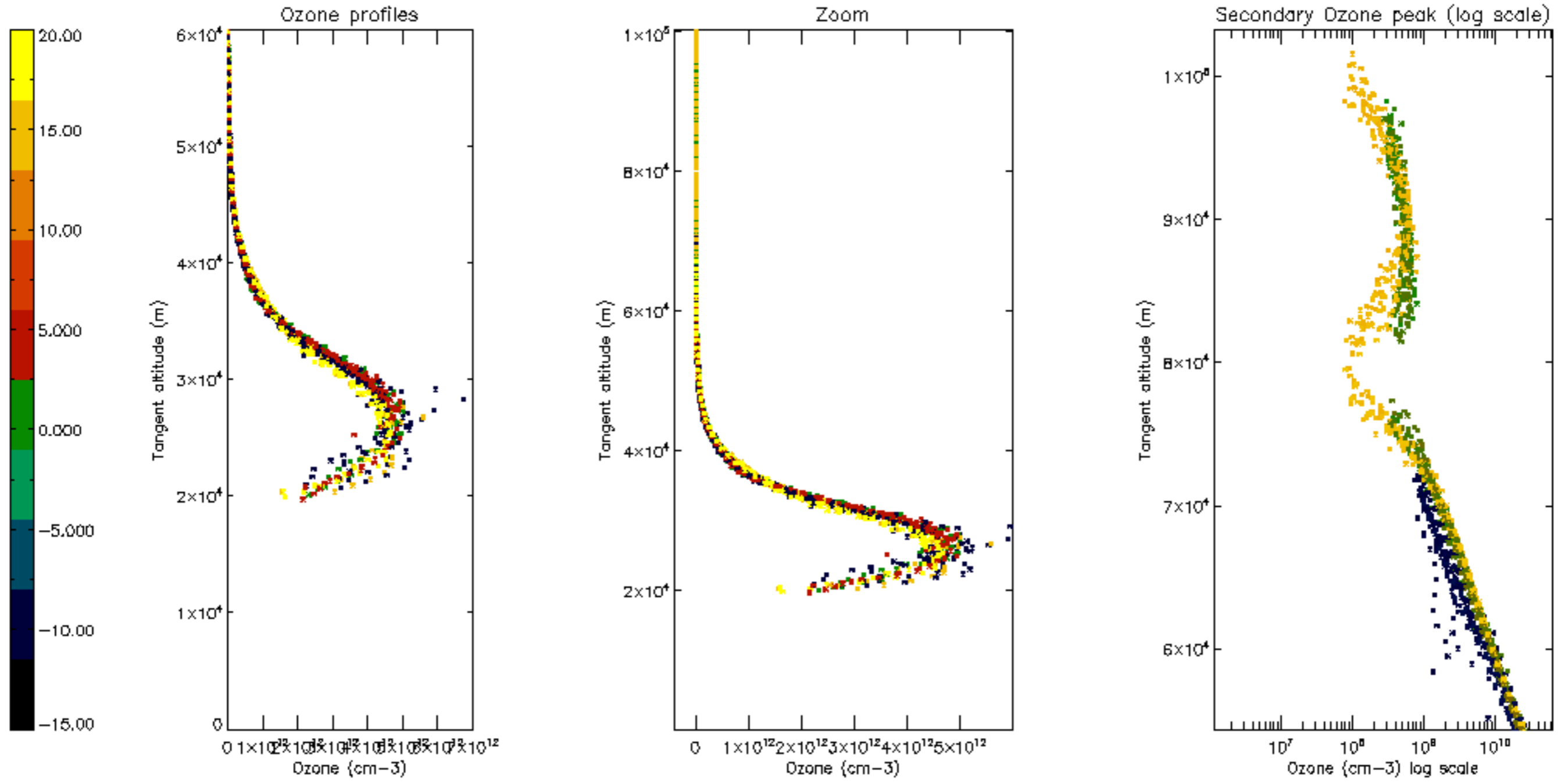
Percentage of star falling outside central band per profile



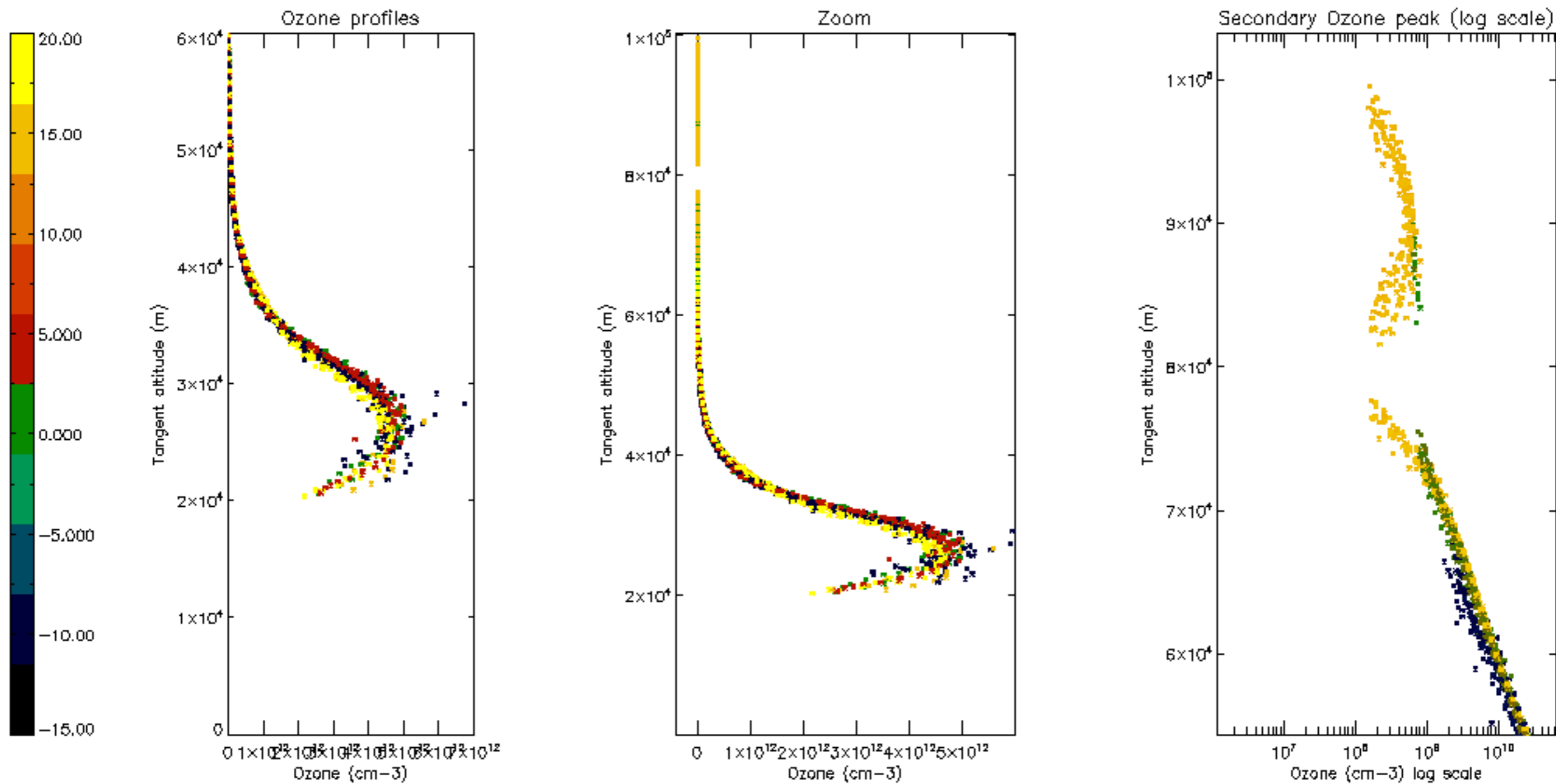
Percentage of saturation errors per profile

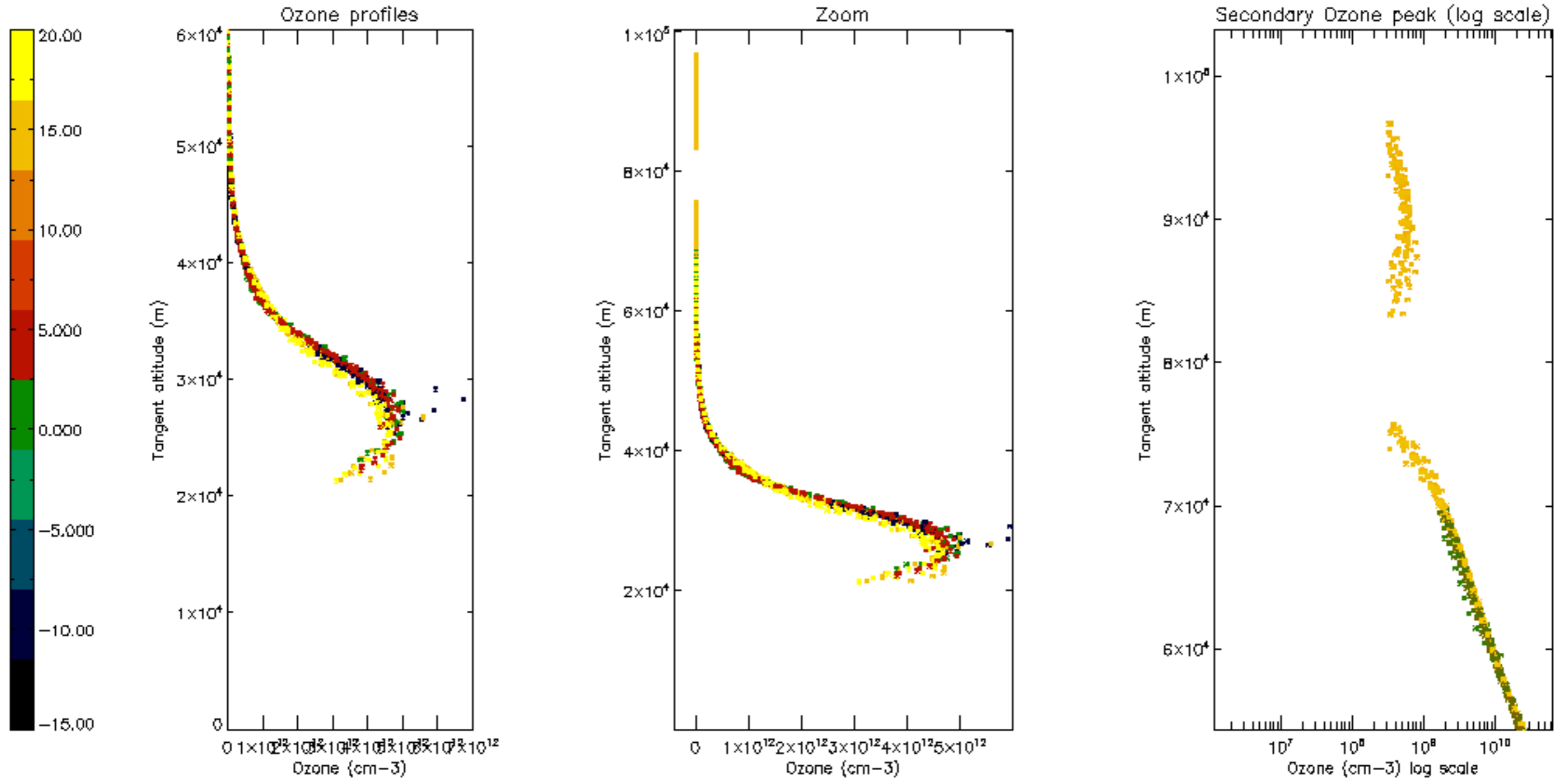


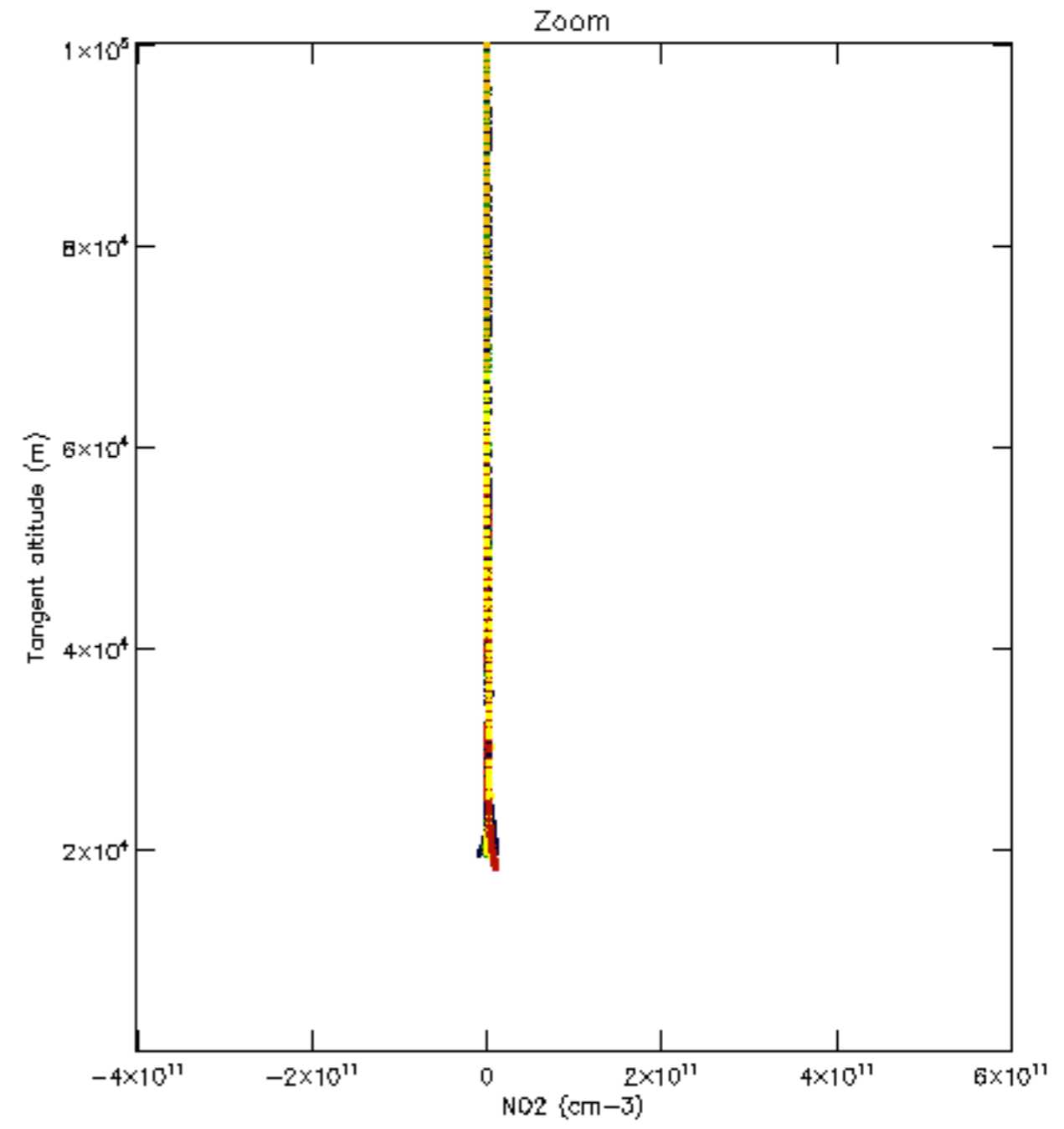
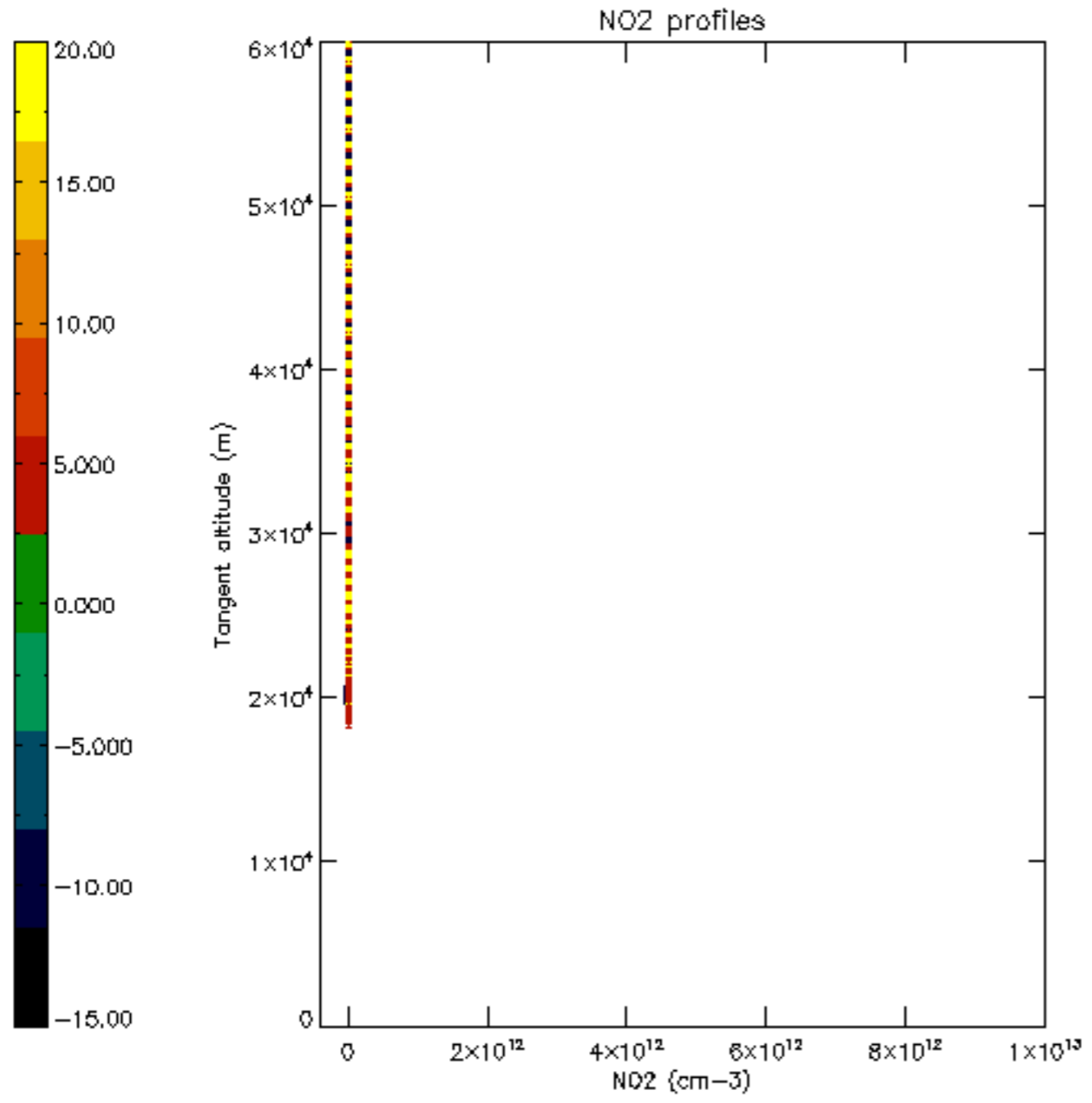


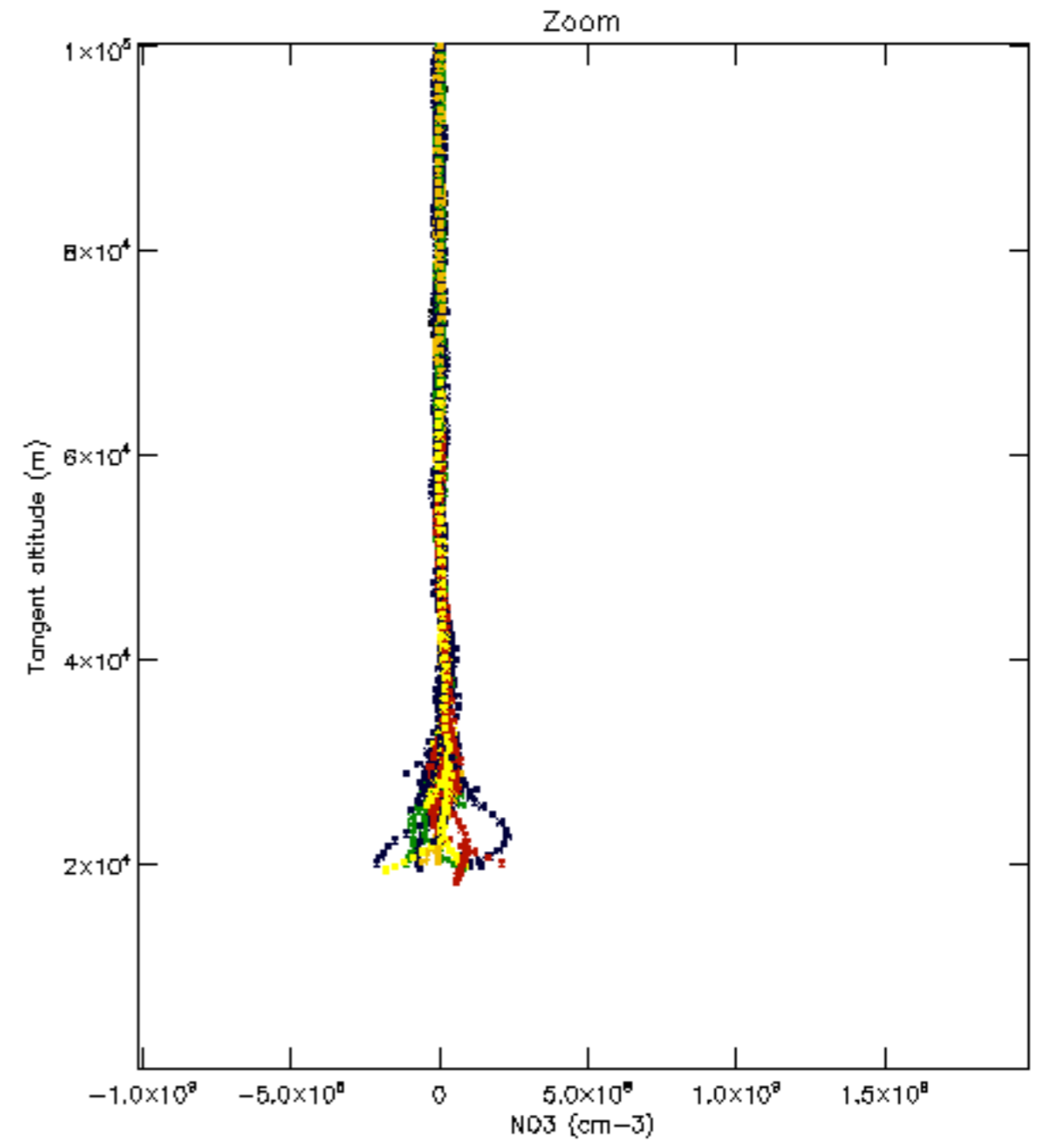
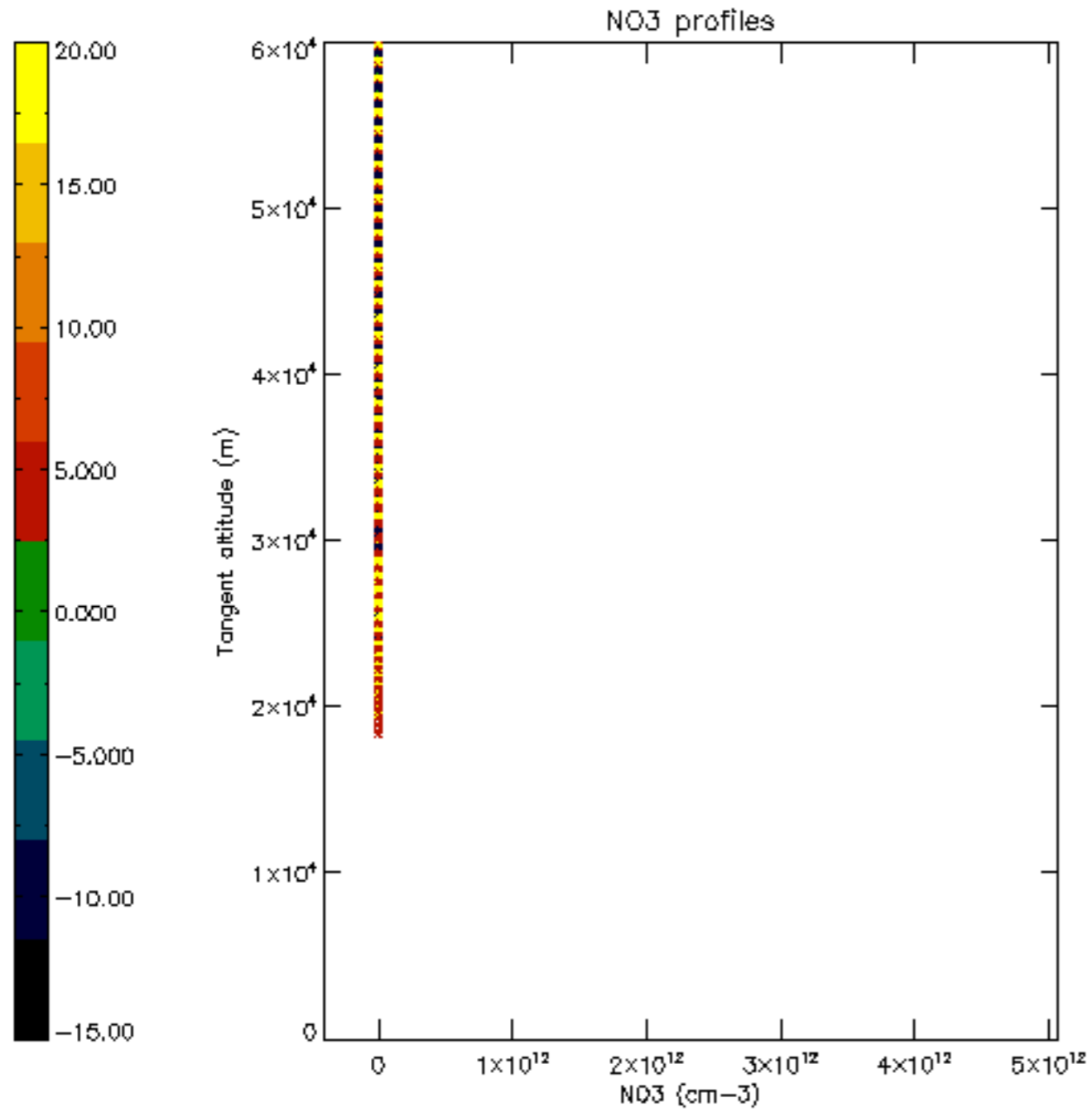




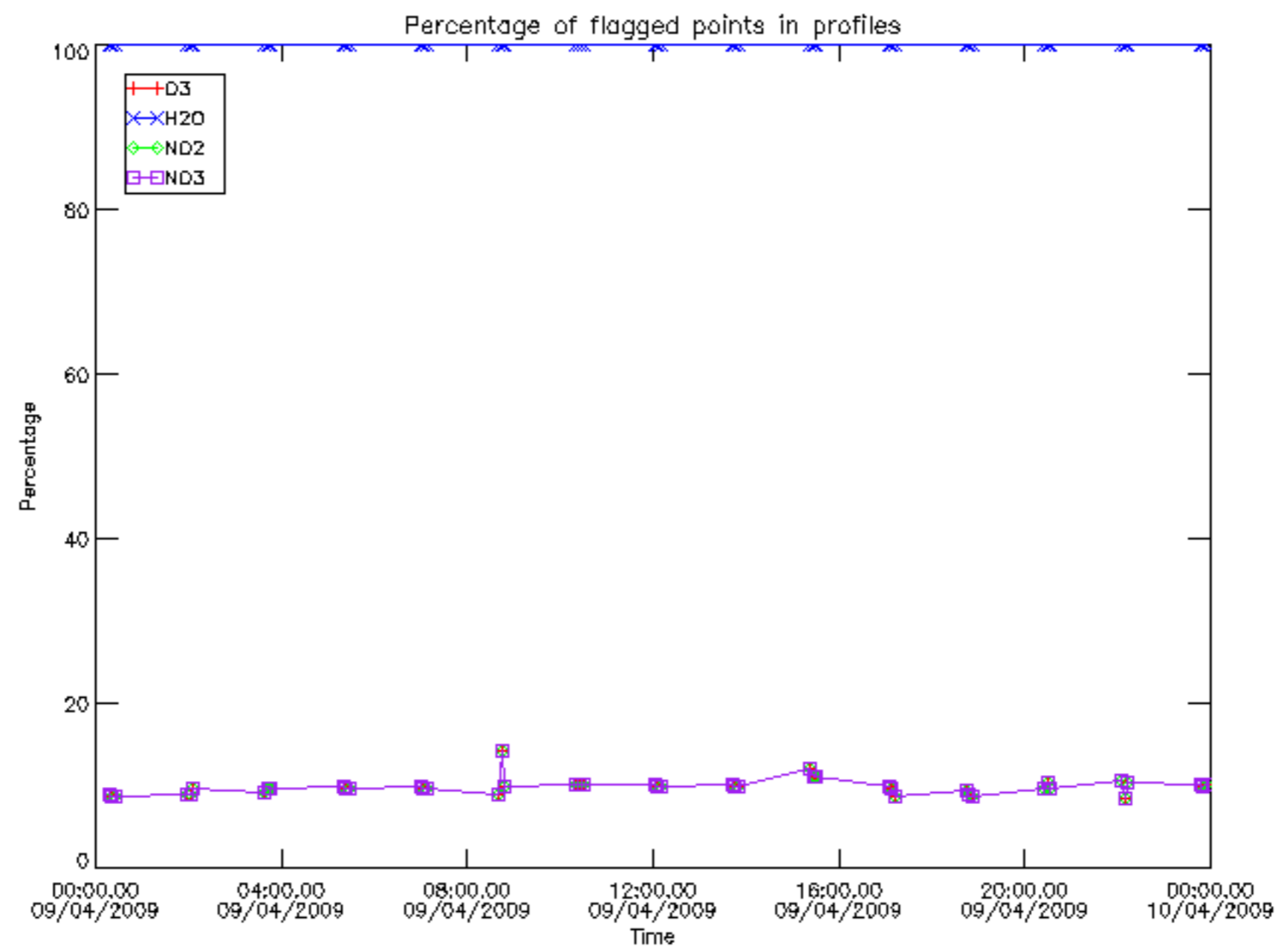




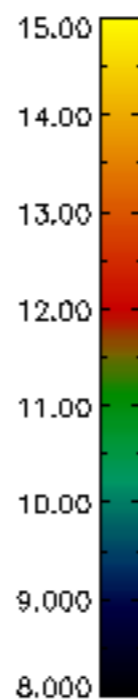
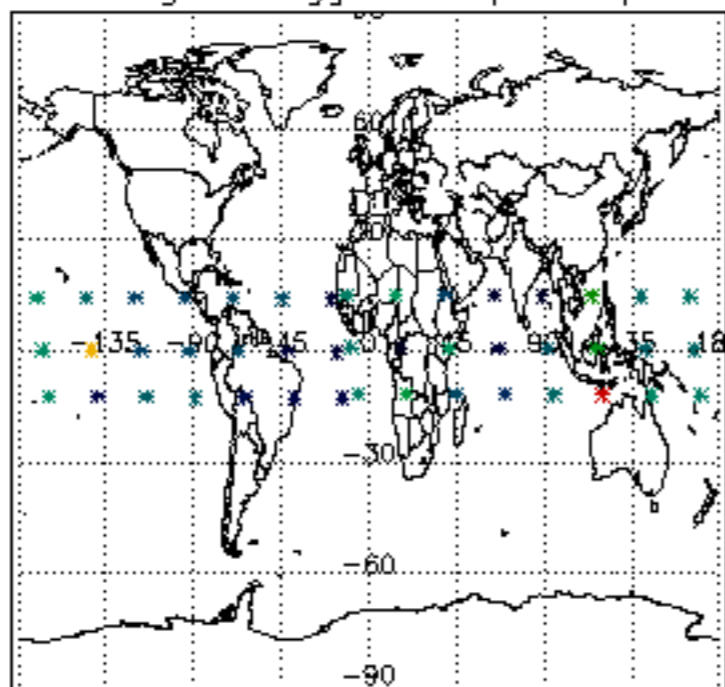




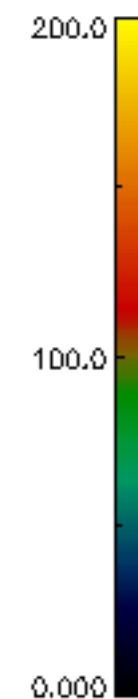
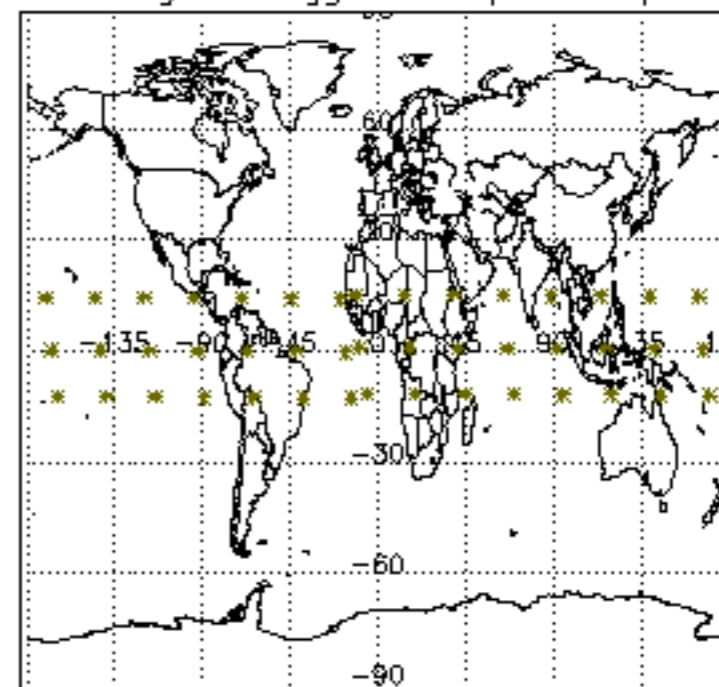




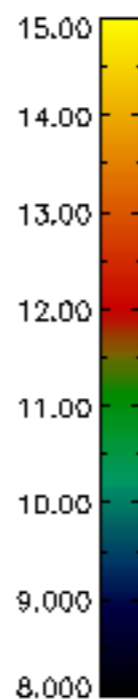
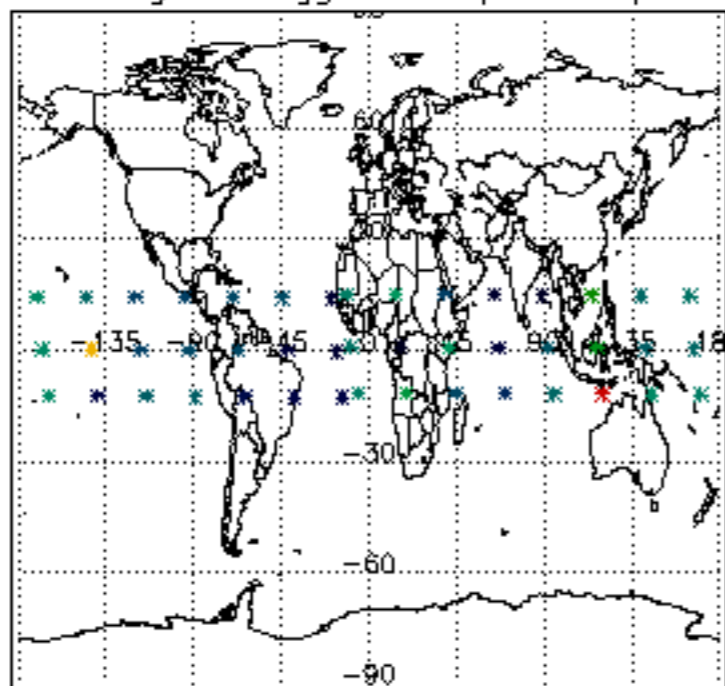
Percentage of flagged data per D3 profile



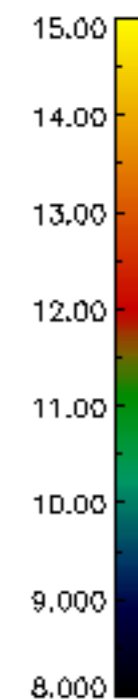
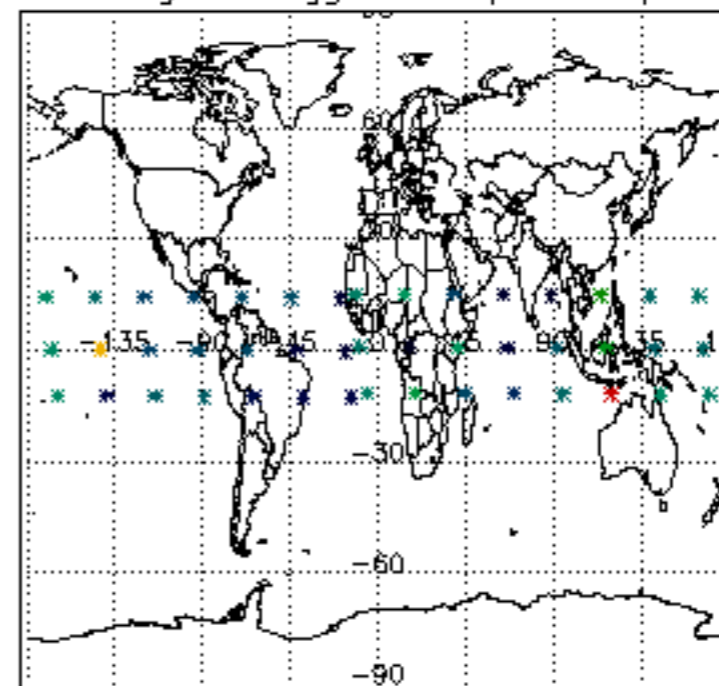
Percentage of flagged data per H2O profile

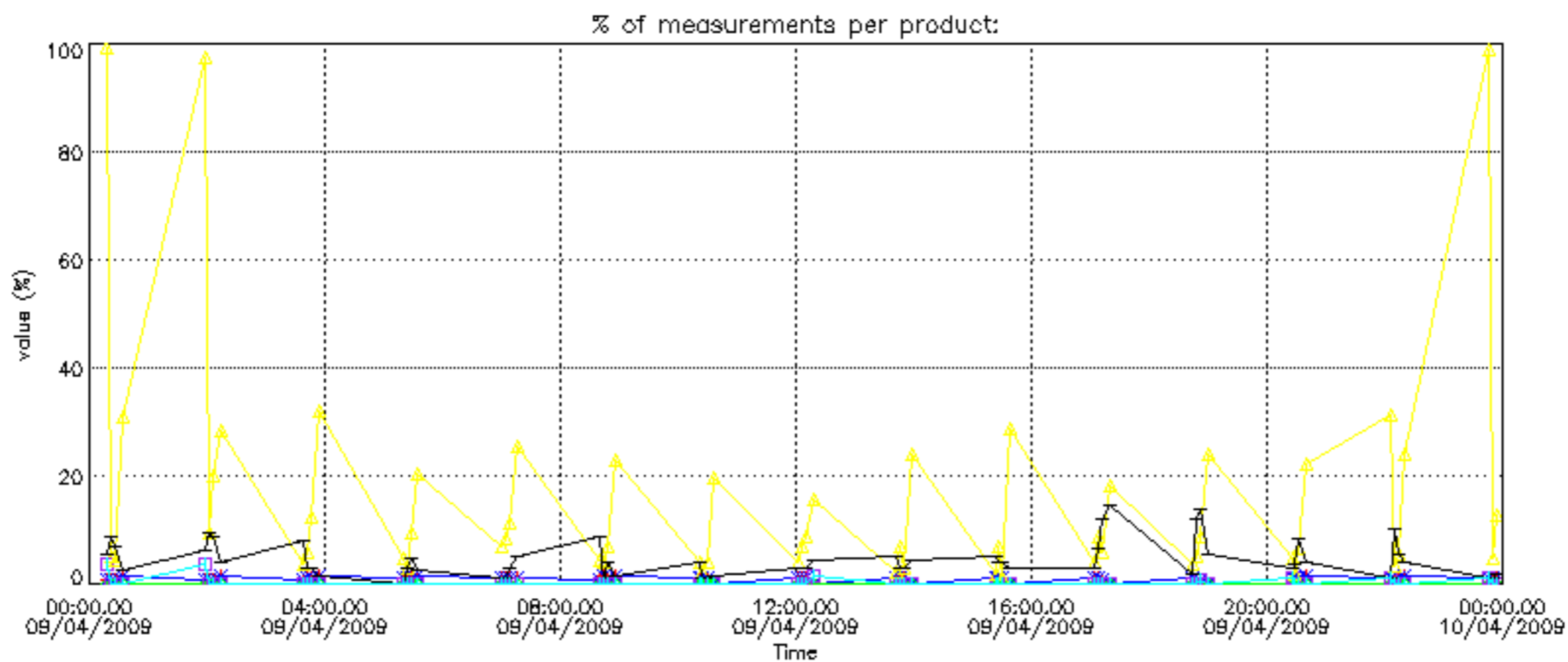


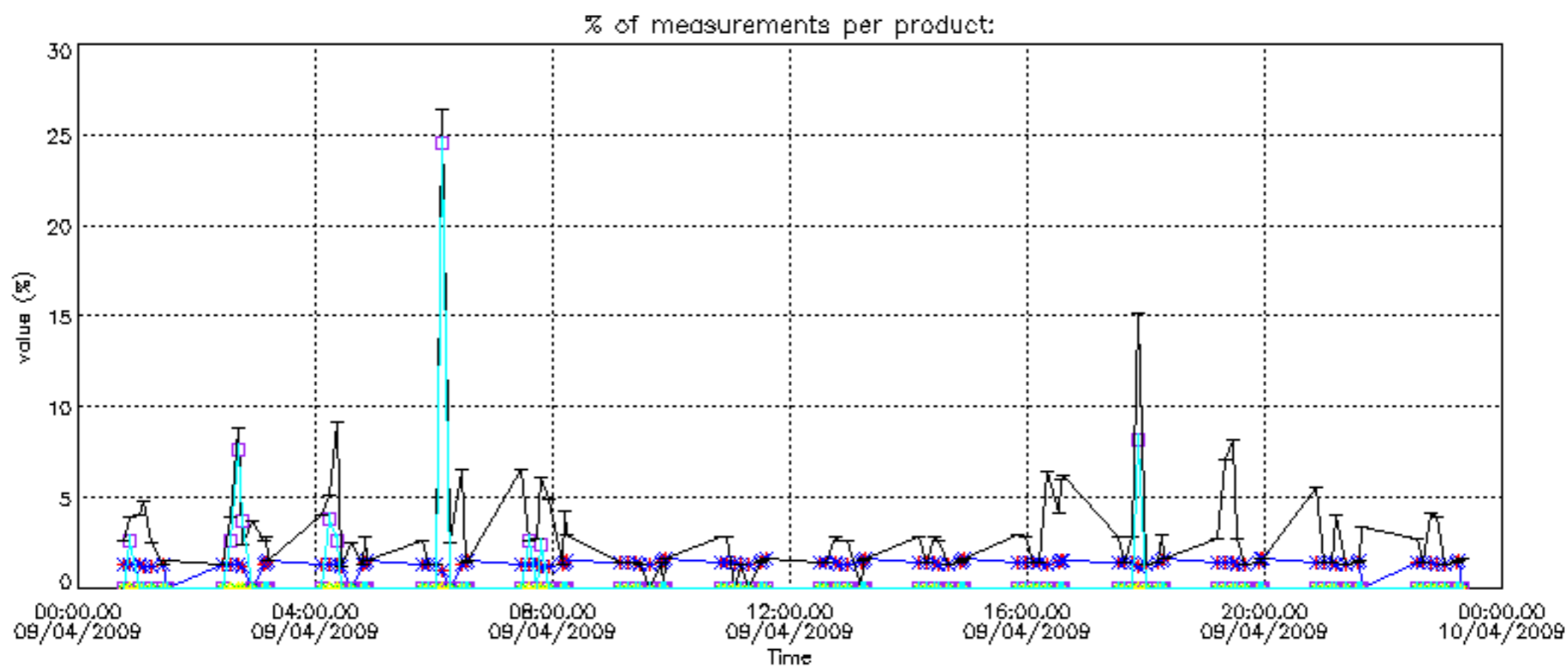
Percentage of flagged data per NO2 profile



Percentage of flagged data per NO3 profile

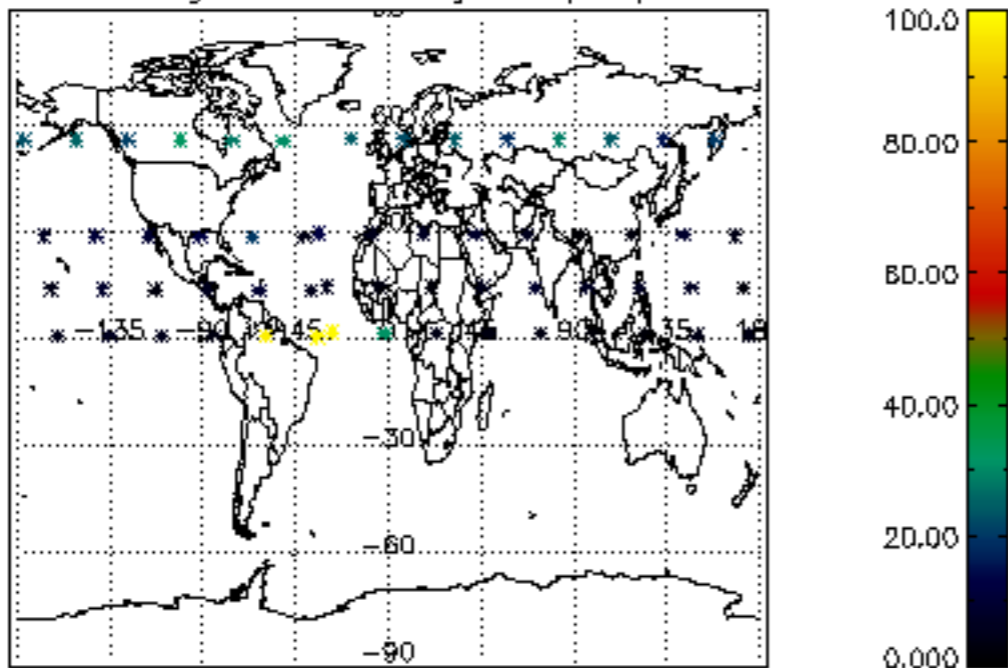




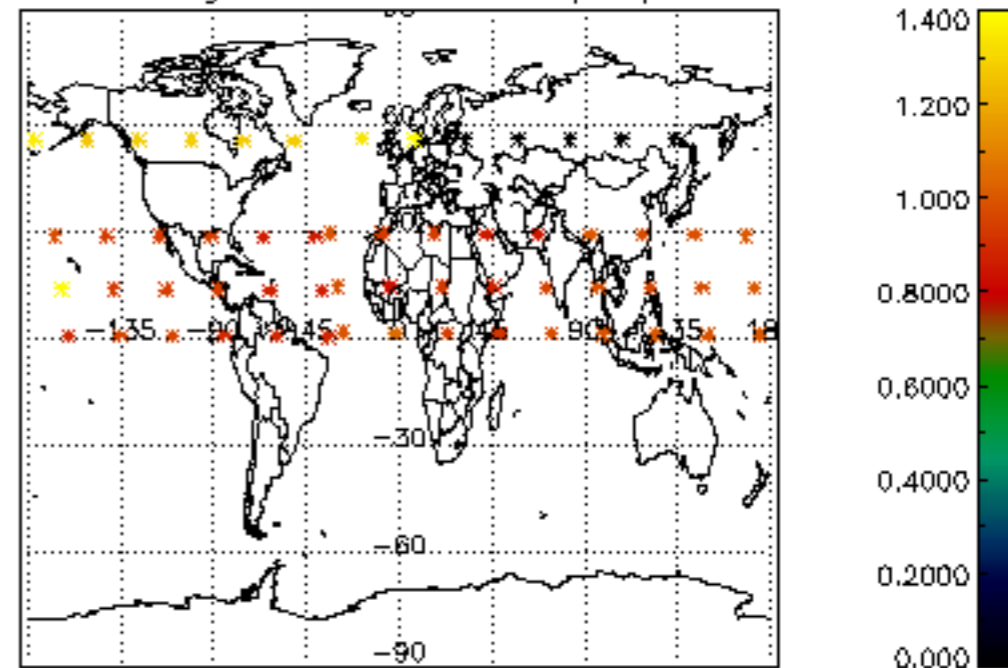




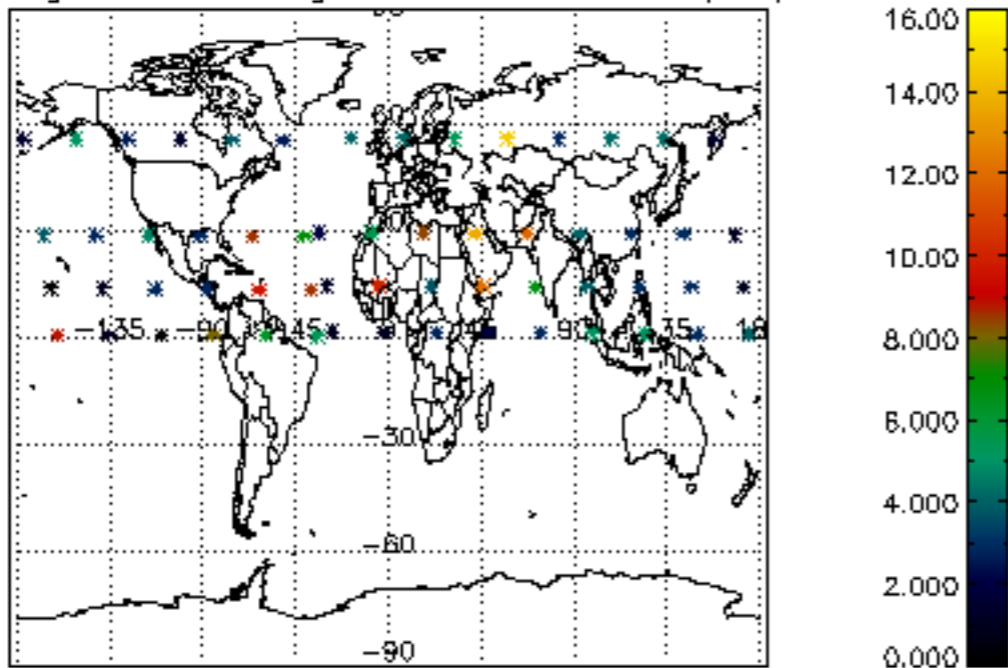
Percentage of cosmic ray hits per profile



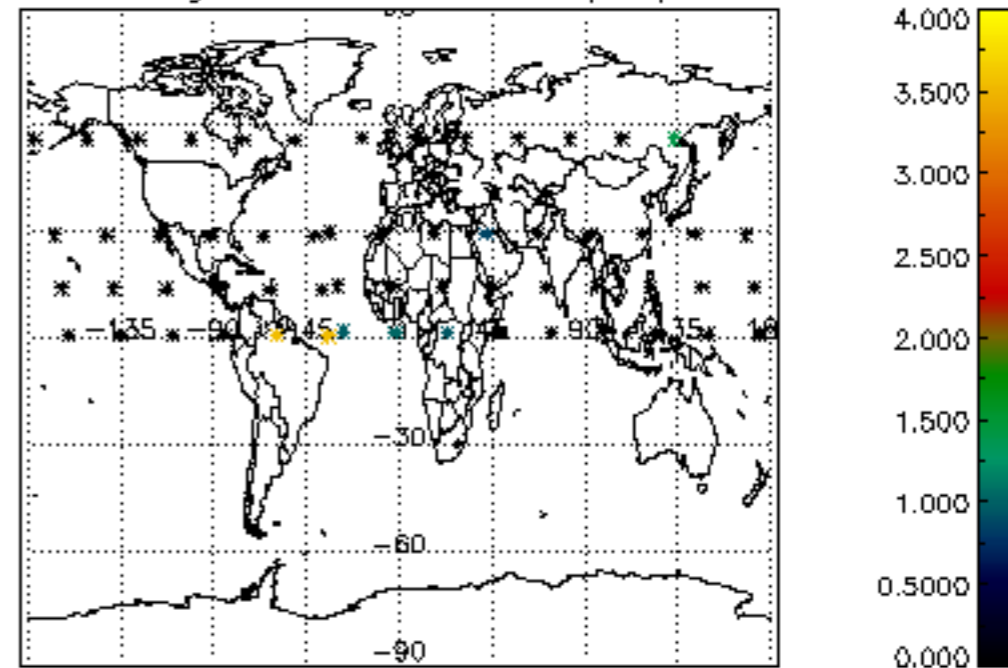
Percentage of datation errors per profile



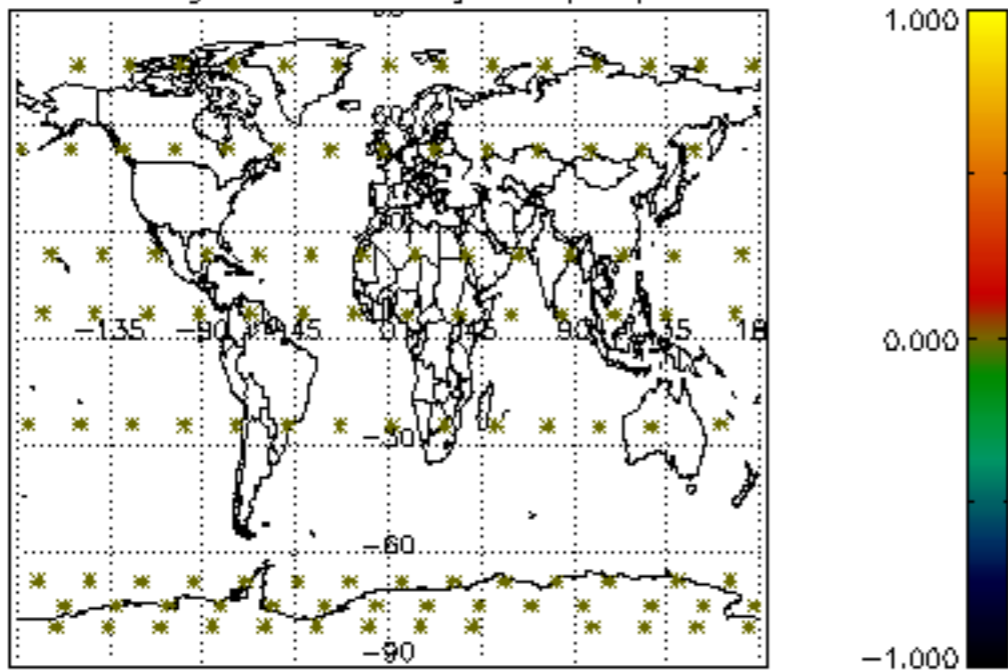
Percentage of star falling outside central band per profile



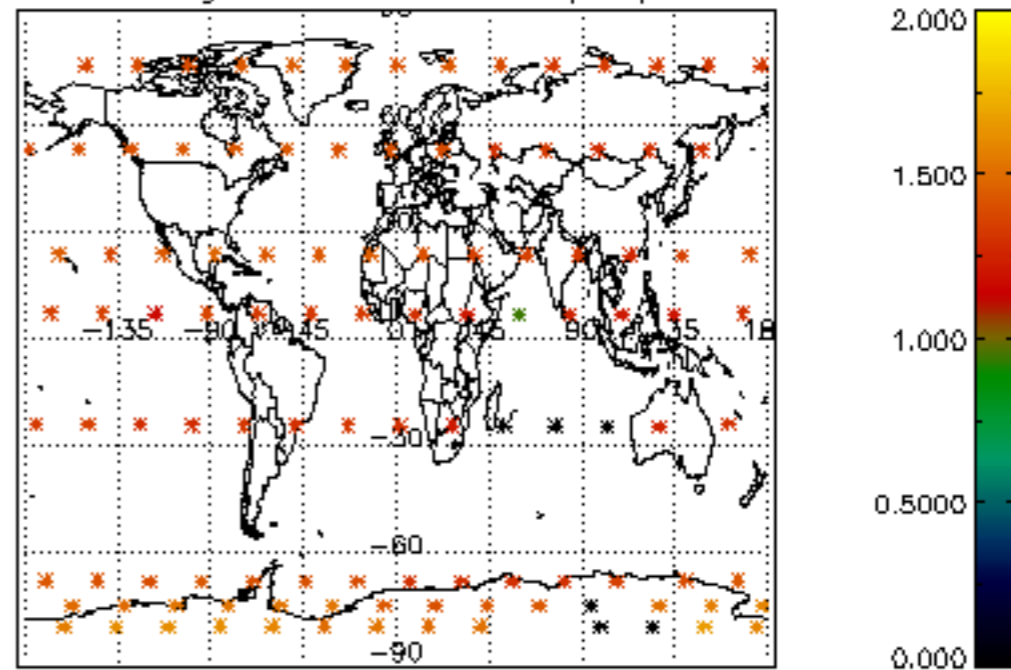
Percentage of saturation errors per profile



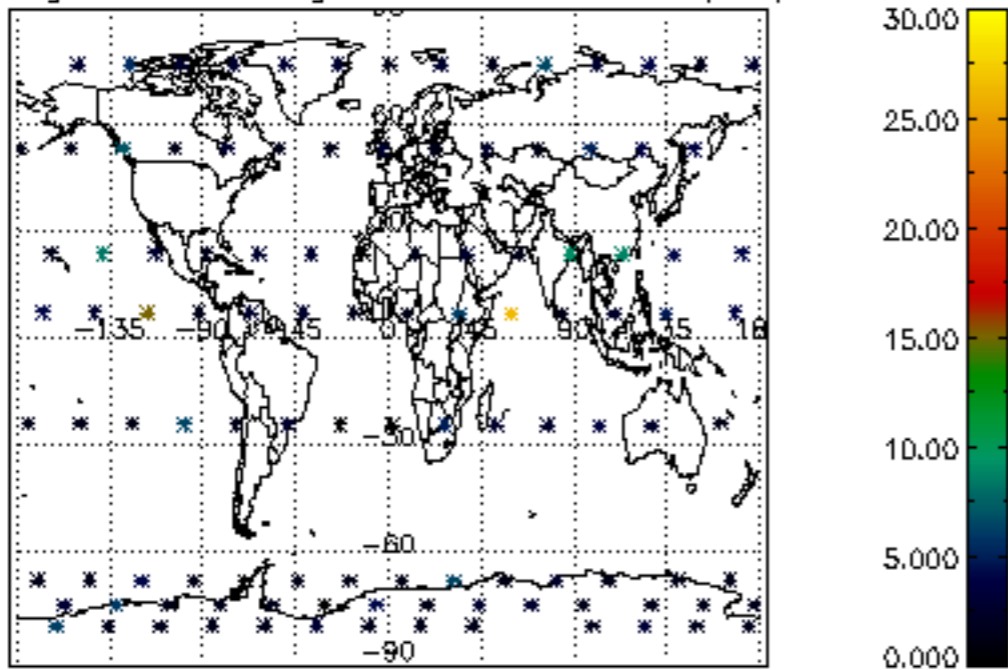
Percentage of cosmic ray hits per profile



Percentage of datation errors per profile



Percentage of star falling outside central band per profile



Percentage of saturation errors per profile

