

# GOMOS Level 2 Daily Report

## SUMMARY

### [1. General Info](#)

### [2. Summary of processed GOM\\_NL\\_2P products](#)

### [3. Level 2 Quality information per product](#)

#### [3.1 Plot of level 2 quality information per product \(time dependant\)](#)

#### [3.2 Plot of level 2 quality information per product \(world map\)](#)

### [4. Level 1 Quality information per product \(stored on level 2 products\)](#)

#### [4.1 Plot of level 1 quality information per product \(time dependant\)](#)

##### [4.1.1 Plot of level 1 quality information per product \(time dependant\): ASCENDING](#)

##### [4.1.2 Plot of level 1 quality information per product \(time dependant\): DESCENDING](#)

#### [4.2 Plot of level 1 quality information per product \(world map\)](#)

##### [4.2.1 Plot of level 1 quality information per product \(world map\): ASCENDING](#)

##### [4.2.2 Plot of level 1 quality information per product \(world map\): DESCENDING](#)

### [5. Ozone profiles based on quality statistics and other trace gas profiles](#)

#### [5.1 Ozone statistics based on quality of products](#)

#### [5.2 Plot ozone profiles for all STD \(dark without errors\)](#)

#### [5.3 Plot ozone profiles where STD < 20% \(dark without errors\)](#)

#### [5.4. Plot ozone profiles where STD < 10% \(dark without errors\)](#)

#### [5.5. Plot ozone profiles where STD < 5% \(dark without errors\)](#)

#### [5.6 Plot NO2 profiles for all STD \(dark without errors\)](#)

#### [5.7 Plot NO3 profiles for all STD \(dark without errors\)](#)

#### [5.8 Plot H2O profiles \(only for occultations of stars 1,2,3,4,13,14,16,26,63 dark without errors\) for all STD](#)

### [6. Auxiliary Data Files used for the production reported in section 2](#)

This report presents the daily analysis on parameters extracted from GOMOS level 2 data (GOM\_NL\_\_2P). It is intended to monitor some important parameters that will impact the quality of these products. A list of level 2 products (and content) that have arrived during the reporting day to the PCF is also given.

Item	Value
Time of report generation	26APR2013 08:40:40
Data source version	GOMOS/6.01
Start time of products	08-04-2009 (08APR2009 00:00:00)
Stop time of products	09-04-2009 (09APR2009 00:00:00)
Store outputs in DB	Yes
Nb of level 2 prods	170
Nb of prods with errors	0

## 2. Summary of processed GOM\_NL\_\_2P products.

Nr	Filename	UTC Start time	Limb	Duration	Star Id	Star Name	Star Mag	Star Temp	Nb Meas	Orbit	Prod. error
1	GOM_NL__2PRFIN20090408_000541_000000702078_00016_37144_5267.N1	08-APR-2009 00:05:41	Bright	70.000	119	14Eta Dra	2.7270	4700.0	140	37144	No
2	GOM_NL__2PRFIN20090408_001804_000000492078_00016_37144_5268.N1	08-APR-2009 00:18:04	Bright	49.000	144	18Del Cyg	2.8600	11000.	98	37144	No
3	GOM_NL__2PRFIN20090408_002014_000000432078_00016_37144_5269.N1	08-APR-2009 00:20:14	Bright	43.000	66	37Gam Cyg	2.2080	5900.0	86	37144	No
4	GOM_NL__2PRFIN20090408_002228_000000412078_00016_37144_5270.N1	08-APR-2009 00:22:28	Bright	40.500	92	53Eps Cyg	2.5000	4500.0	81	37144	No
5	GOM_NL__2PRFIN20090408_004905_000000442078_00017_37145_5277.N1	08-APR-2009 00:49:05	Dark	44.000	57	34Sig Sgr	2.0660	26000.	88	37145	No
6	GOM_NL__2PRFIN20090408_005227_000000582078_00017_37145_5278.N1	08-APR-2009 00:52:27	Dark	57.500	38	20Eps Sgr	1.8360	11000.	115	37145	No
7	GOM_NL__2PRFIN20090408_005639_000000582078_00017_37145_5279.N1	08-APR-2009 00:56:39	Dark	57.500	25	35Lam Sco	1.6200	28000.	115	37145	No
8	GOM_NL__2PRFIN20090408_010430_000000472078_00017_37145_5280.N1	08-APR-2009 01:04:30	Straylight	47.000	109	Bet Lup	2.6770	26000.	94	37145	No
9	GOM_NL__2PRFIN20090408_010810_000000492078_00017_37145_5281.N1	08-APR-2009 01:08:10	Straylight	48.500	54	5The Cen	2.0550	4500.0	97	37145	No
10	GOM_NL__2PRFIN20090408_011707_000000552078_00017_37145_5282.N1	08-APR-2009 01:17:07	Bright	54.500	15	67Alp Vir	0.97600	28000.	109	37145	No
11	GOM_NL__2PRFIN20090408_012424_000000442078_00017_37145_5283.N1	08-APR-2009 01:24:24	Bright	44.000	138	47Eps Vir	2.8280	4700.0	88	37145	No
12	GOM_NL__2PRFIN20090408_013246_000000422078_00017_37145_5284.N1	08-APR-2009 01:32:46	Bright	42.000	152	12Alp2CVn	2.8900	11000.	84	37145	No
13	GOM_NL__2PRFIN20090408_013730_000000442078_00017_37145_5285.N1	08-APR-2009 01:37:30	Bright	44.000	39	85Eta UMa	1.8540	24000.	88	37145	No
14	GOM_NL__2PRFIN20090408_014616_000000462078_00017_37145_5286.N1	08-APR-2009 01:46:16	Bright	45.500	119	14Eta Dra	2.7270	4700.0	91	37145	No
15	GOM_NL__2PRFIN20090408_015840_000000472078_00017_37145_5287.N1	08-APR-2009 01:58:40	Bright	47.000	144	18Del Cyg	2.8600	11000.	94	37145	No
16	GOM_NL__2PRFIN20090408_020050_000000442078_00017_37145_5288.N1	08-APR-2009 02:00:50	Bright	43.500	66	37Gam Cyg	2.2080	5900.0	87	37145	No
17	GOM_NL__2PRFIN20090408_020304_000000412078_00017_37145_5289.N1	08-APR-2009 02:03:04	Bright	40.500	92	53Eps Cyg	2.5000	4500.0	81	37145	No
18	GOM_NL__2PRFIN20090408_022942_000000442078_00018_37146_5293.N1	08-APR-2009 02:29:42	Dark	44.000	57	34Sig Sgr	2.0660	26000.	88	37146	No
19	GOM_NL__2PRFIN20090408_023304_000000582078_00018_37146_5294.N1	08-APR-2009 02:33:04	Dark	57.500	38	20Eps Sgr	1.8360	11000.	115	37146	No
20	GOM_NL__2PRFIN20090408_023716_000000622078_00018_37146_5295.N1	08-APR-2009 02:37:16	Dark	61.500	25	35Lam Sco	1.6200	28000.	123	37146	No
21	GOM_NL__2PRFIN20090408_024507_000000462078_00018_37146_5296.N1	08-APR-2009 02:45:07	Straylight	46.000	109	Bet Lup	2.6770	26000.	92	37146	No
22	GOM_NL__2PRFIN20090408_025743_000000502078_00018_37146_5297.N1	08-APR-2009 02:57:43	Bright	50.000	15	67Alp Vir	0.97600	28000.	100	37146	No
23	GOM_NL__2PRFIN20090408_030459_000000622078_00018_37146_5298.N1	08-APR-2009 03:04:59	Bright	62.000	138	47Eps Vir	2.8280	4700.0	124	37146	No
24	GOM_NL__2PRFIN20090408_031322_000000402078_00018_37146_5299.N1	08-APR-2009 03:13:22	Bright	40.000	152	12Alp2CVn	2.8900	11000.	80	37146	No
25	GOM_NL__2PRFIN20090408_031805_000000452078_00018_37146_5300.N1	08-APR-2009 03:18:05	Bright	45.000	39	85Eta UMa	1.8540	24000.	90	37146	No
26	GOM_NL__2PRFIN20090408_032652_000000482078_00018_37146_5301.N1	08-APR-2009 03:26:52	Bright	47.500	119	14Eta Dra	2.7270	4700.0	95	37146	No
27	GOM_NL__2PRFIN20090408_033916_000000442078_00018_37146_5302.N1	08-APR-2009 03:39:16	Bright	44.000	144	18Del Cyg	2.8600	11000.	88	37146	No
28	GOM_NL__2PRFIN20090408_034126_000000412078_00018_37146_5303.N1	08-APR-2009 03:41:26	Bright	41.000	66	37Gam Cyg	2.2080	5900.0	82	37146	No
29	GOM_NL__2PRFIN20090408_034340_000000392078_00018_37146_5304.N1	08-APR-2009 03:43:40	Bright	39.000	92	53Eps Cyg	2.5000	4500.0	78	37146	No
30	GOM_NL__2PRFIN20090408_041020_000000392078_00019_37147_5316.N1	08-APR-2009 04:10:20	Dark	39.000	57	34Sig Sgr	2.0660	26000.	78	37147	No
31	GOM_NL__2PRFIN20090408_041341_000000582078_00019_37147_5317.N1	08-APR-2009 04:13:41	Dark	57.500	38	20Eps Sgr	1.8360	11000.	115	37147	No
32	GOM_NL__2PRFIN20090408_041753_000000582078_00019_37147_5318.N1	08-APR-2009 04:17:53	Dark	57.500	25	35Lam Sco	1.6200	28000.	115	37147	No
33	GOM_NL__2PRFIN20090408_042543_000000492078_00019_37147_5319.N1	08-APR-2009 04:25:43	Straylight	49.000	109	Bet Lup	2.6770	26000.	98	37147	No
34	GOM_NL__2PRFIN20090408_043819_000000542078_00019_37147_5320.N1	08-APR-2009 04:38:19	Bright	54.000	15	67Alp Vir	0.97600	28000.	108	37147	No
35	GOM_NL__2PRFIN20090408_044535_000000432078_00019_37147_5321.N1	08-APR-2009 04:45:35	Bright	42.500	138	47Eps Vir	2.8280	4700.0	85	37147	No
36	GOM_NL__2PRFIN20090408_045357_000000402078_00019_37147_5322.N1	08-APR-2009 04:53:57	Bright	40.000	152	12Alp2CVn	2.8900	11000.	80	37147	No
37	GOM_NL__2PRFIN20090408_045840_000000442078_00019_37147_5323.N1	08-APR-2009 04:58:40	Bright	43.500	39	85Eta UMa	1.8540	24000.	87	37147	No
38	GOM_NL__2PRFIN20090408_050727_000000492078_00019_37147_5324.N1	08-APR-2009 05:07:27	Bright	48.500	119	14Eta Dra	2.7270	4700.0	97	37147	No
39	GOM_NL__2PRFIN20090408_051951_000000462078_00019_37147_5325.N1	08-APR-2009 05:19:51	Bright	46.000	144	18Del Cyg	2.8600	11000.	92	37147	No
40	GOM_NL__2PRFIN20090408_052202_000000422078_00019_37147_5326.N1	08-APR-2009 05:22:02	Bright	42.000	66	37Gam Cyg	2.2080	5900.0	84	37147	No
41	GOM_NL__2PRFIN20090408_052417_000000402078_00019_37147_5327.N1	08-APR-2009 05:24:17	Bright	40.000	92	53Eps Cyg	2.5000	4500.0	80	37147	No
42	GOM_NL__2PRFIN20090408_055057_000000392078_00020_37148_5332.N1	08-APR-2009 05:50:57	Dark	39.000	57	34Sig Sgr	2.0660	26000.	78	37148	No

43	GOM_NL__2PRFIN20090408_055419_000000612078_00020_37148_5333.N1	08-APR-2009 05:54:19	Dark	60.500	38	20Eps Sgr	1.8360	11000.	121	37148	No
44	GOM_NL__2PRFIN20090408_055831_000000602078_00020_37148_5334.N1	08-APR-2009 05:58:31	Dark	59.500	25	35Lam Sco	1.6200	28000.	119	37148	No
45	GOM_NL__2PRFIN20090408_060620_000000452078_00020_37148_5335.N1	08-APR-2009 06:06:20	Straylight	44.500	109	Bet Lup	2.6770	26000.	89	37148	No
46	GOM_NL__2PRFIN20090408_061855_000000532078_00020_37148_5336.N1	08-APR-2009 06:18:55	Bright	52.500	15	67Alp Vir	0.97600	28000.	105	37148	No
47	GOM_NL__2PRFIN20090408_062611_000000442078_00020_37148_5337.N1	08-APR-2009 06:26:11	Bright	43.500	138	47Eps Vir	2.8280	4700.0	87	37148	No
48	GOM_NL__2PRFIN20090408_063433_000000412078_00020_37148_5338.N1	08-APR-2009 06:34:33	Bright	41.000	152	12Alp2CVn	2.8900	11000.	82	37148	No
49	GOM_NL__2PRFIN20090408_063915_000000432078_00020_37148_5339.N1	08-APR-2009 06:39:15	Bright	42.500	39	85Eta UMa	1.8540	24000.	85	37148	No
50	GOM_NL__2PRFIN20090408_064802_000000452078_00020_37148_5340.N1	08-APR-2009 06:48:02	Bright	45.000	119	14Eta Dra	2.7270	4700.0	90	37148	No
51	GOM_NL__2PRFIN20090408_070027_000000462078_00020_37148_5341.N1	08-APR-2009 07:00:27	Bright	45.500	144	18Del Cyg	2.8600	11000.	91	37148	No
52	GOM_NL__2PRFIN20090408_070237_000000422078_00020_37148_5342.N1	08-APR-2009 07:02:37	Bright	42.000	66	37Gam Cyg	2.2080	5900.0	84	37148	No
53	GOM_NL__2PRFIN20090408_070452_000000412078_00020_37148_5343.N1	08-APR-2009 07:04:52	Bright	40.500	92	53Eps Cyg	2.5000	4500.0	81	37148	No
54	GOM_NL__2PRFIN20090408_073135_000000352078_00021_37149_5364.N1	08-APR-2009 07:31:35	Dark	35.000	57	34Sig Sgr	2.0660	26000.	70	37149	No
55	GOM_NL__2PRFIN20090408_073456_000000592078_00021_37149_5365.N1	08-APR-2009 07:34:56	Dark	58.500	38	20Eps Sgr	1.8360	11000.	117	37149	No
56	GOM_NL__2PRFIN20090408_073908_000000452078_00021_37149_5366.N1	08-APR-2009 07:39:08	Dark	44.500	25	35Lam Sco	1.6200	28000.	89	37149	No
57	GOM_NL__2PRFIN20090408_074656_000000462078_00021_37149_5367.N1	08-APR-2009 07:46:56	Straylight	45.500	109	Bet Lup	2.6770	26000.	91	37149	No
58	GOM_NL__2PRFIN20090408_075931_000000452078_00021_37149_5368.N1	08-APR-2009 07:59:31	Bright	44.500	15	67Alp Vir	0.97600	28000.	89	37149	No
59	GOM_NL__2PRFIN20090408_080647_000000452078_00021_37149_5369.N1	08-APR-2009 08:06:47	Bright	45.000	138	47Eps Vir	2.8280	4700.0	90	37149	No
60	GOM_NL__2PRFIN20090408_081508_000000402078_00021_37149_5370.N1	08-APR-2009 08:15:08	Bright	39.500	152	12Alp2CVn	2.8900	11000.	79	37149	No
61	GOM_NL__2PRFIN20090408_081951_000000462078_00021_37149_5371.N1	08-APR-2009 08:19:51	Bright	45.500	39	85Eta UMa	1.8540	24000.	91	37149	No
62	GOM_NL__2PRFIN20090408_082837_000000492078_00021_37149_5372.N1	08-APR-2009 08:28:37	Bright	49.000	119	14Eta Dra	2.7270	4700.0	98	37149	No
63	GOM_NL__2PRFIN20090408_084103_000000452078_00021_37149_5373.N1	08-APR-2009 08:41:03	Bright	45.000	144	18Del Cyg	2.8600	11000.	90	37149	No
64	GOM_NL__2PRFIN20090408_084313_000000422078_00021_37149_5374.N1	08-APR-2009 08:43:13	Bright	41.500	66	37Gam Cyg	2.2080	5900.0	83	37149	No
65	GOM_NL__2PRFIN20090408_084528_000000402078_00021_37149_5375.N1	08-APR-2009 08:45:28	Bright	39.500	92	53Eps Cyg	2.5000	4500.0	79	37149	No
66	GOM_NL__2PRFIN20090408_091213_000000352078_00022_37150_5402.N1	08-APR-2009 09:12:13	Dark	35.000	57	34Sig Sgr	2.0660	26000.	70	37150	No
67	GOM_NL__2PRFIN20090408_091533_000000592078_00022_37150_5403.N1	08-APR-2009 09:15:33	Dark	59.000	38	20Eps Sgr	1.8360	11000.	118	37150	No
68	GOM_NL__2PRFIN20090408_091945_000000582078_00022_37150_5404.N1	08-APR-2009 09:19:45	Dark	57.500	25	35Lam Sco	1.6200	28000.	115	37150	No
69	GOM_NL__2PRFIN20090408_092733_000000432078_00022_37150_5405.N1	08-APR-2009 09:27:33	Straylight	42.500	109	Bet Lup	2.6770	26000.	85	37150	No
70	GOM_NL__2PRFIN20090408_094007_000000502078_00022_37150_5406.N1	08-APR-2009 09:40:07	Bright	50.000	15	67Alp Vir	0.97600	28000.	100	37150	No
71	GOM_NL__2PRFIN20090408_094722_000000622078_00022_37150_5407.N1	08-APR-2009 09:47:22	Bright	62.000	138	47Eps Vir	2.8280	4700.0	124	37150	No
72	GOM_NL__2PRFIN20090408_095544_000000402078_00022_37150_5408.N1	08-APR-2009 09:55:44	Bright	40.000	152	12Alp2CVn	2.8900	11000.	80	37150	No
73	GOM_NL__2PRFIN20090408_100026_000000432078_00022_37150_5409.N1	08-APR-2009 10:00:26	Bright	43.000	39	85Eta UMa	1.8540	24000.	86	37150	No
74	GOM_NL__2PRFIN20090408_100912_000000492078_00022_37150_5410.N1	08-APR-2009 10:09:12	Bright	49.000	119	14Eta Dra	2.7270	4700.0	98	37150	No
75	GOM_NL__2PRFIN20090408_102138_000000472078_00022_37150_5411.N1	08-APR-2009 10:21:38	Bright	46.500	144	18Del Cyg	2.8600	11000.	93	37150	No
76	GOM_NL__2PRFIN20090408_102349_000000432078_00022_37150_5412.N1	08-APR-2009 10:23:49	Bright	43.000	66	37Gam Cyg	2.2080	5900.0	86	37150	No
77	GOM_NL__2PRFIN20090408_102604_000000412078_00022_37150_5413.N1	08-APR-2009 10:26:04	Bright	41.000	92	53Eps Cyg	2.5000	4500.0	82	37150	No
78	GOM_NL__2PRFIN20090408_105611_000000542078_00023_37151_5445.N1	08-APR-2009 10:56:11	Dark	53.500	38	20Eps Sgr	1.8360	11000.	107	37151	No
79	GOM_NL__2PRFIN20090408_110022_000000592078_00023_37151_5446.N1	08-APR-2009 11:00:22	Dark	58.500	25	35Lam Sco	1.6200	28000.	117	37151	No
80	GOM_NL__2PRFIN20090408_110809_000000462078_00023_37151_5447.N1	08-APR-2009 11:08:09	Straylight	46.000	109	Bet Lup	2.6770	26000.	92	37151	No
81	GOM_NL__2PRFIN20090408_112043_000000542078_00023_37151_5448.N1	08-APR-2009 11:20:43	Bright	53.500	15	67Alp Vir	0.97600	28000.	107	37151	No
82	GOM_NL__2PRFIN20090408_112758_000000432078_00023_37151_5449.N1	08-APR-2009 11:27:58	Bright	43.000	138	47Eps Vir	2.8280	4700.0	86	37151	No
83	GOM_NL__2PRFIN20090408_113619_000000492078_00023_37151_5450.N1	08-APR-2009 11:36:19	Bright	48.500	152	12Alp2CVn	2.8900	11000.	97	37151	No
84	GOM_NL__2PRFIN20090408_114101_000000472078_00023_37151_5451.N1	08-APR-2009 11:41:01	Bright	47.000	39	85Eta UMa	1.8540	24000.	94	37151	No
85	GOM_NL__2PRFIN20090408_114948_000000462078_00023_37151_5452.N1	08-APR-2009 11:49:48	Bright	46.000	119	14Eta Dra	2.7270	4700.0	92	37151	No
86	GOM_NL__2PRFIN20090408_120213_000000492078_00023_37151_5453.N1	08-APR-2009 12:02:13	Bright	48.500	144	18Del Cyg	2.8600	11000.	97	37151	No
87	GOM_NL__2PRFIN20090408_120425_000000452078_00023_37151_5454.N1	08-APR-2009 12:04:25	Bright	45.000	66	37Gam Cyg	2.2080	5900.0	90	37151	No
88	GOM_NL__2PRFIN20090408_120640_000000422078_00023_37151_5455.N1	08-APR-2009 12:06:40	Bright	42.000	92	53Eps Cyg	2.5000	4500.0	84	37151	No
89	GOM_NL__2PRFIN20090408_123648_000000592078_00024_37152_5543.N1	08-APR-2009 12:36:48	Dark	58.500	38	20Eps Sgr	1.8360	11000.	117	37152	No
90	GOM_NL__2PRFIN20090408_124100_000000652078_00024_37152_5544.N1	08-APR-2009 12:41:00	Dark	65.000	25	35Lam Sco	1.6200	28000.	130	37152	No
91	GOM_NL__2PRFIN20090408_124846_000000452078_00024_37152_5545.N1	08-APR-2009 12:48:46	Straylight	45.000	109	Bet Lup	2.6770	26000.	90	37152	No
92	GOM_NL__2PRFIN20090408_130119_000000462078_00024_37152_5546.N1	08-APR-2009 13:01:19	Bright	45.500	15	67Alp Vir	0.97600	28000.	91	37152	No
93	GOM_NL__2PRFIN20090408_130834_000000442078_00024_37152_5547.N1	08-APR-2009 13:08:34	Bright	43.500	138	47Eps Vir	2.8280	4700.0	87	37152	No
94	GOM_NL__2PRFIN20090408_131654_000000392078_00024_37152_5548.N1	08-APR-2009 13:16:54	Bright	38.500	152	12Alp2CVn	2.8900	11000.	77	37152	No
95	GOM_NL__2PRFIN20090408_132136_000000442078_00024_37152_5549.N1	08-APR-2009 13:21:36	Bright	44.000	39	85Eta UMa	1.8540	24000.	88	37152	No
96	GOM_NL__2PRFIN20090408_133023_000000452078_00024_37152_5550.N1	08-APR-2009 13:30:23	Bright	45.000	119	14Eta Dra	2.7270	4700.0	90	37152	No
97	GOM_NL__2PRFIN20090408_134249_000000522078_00024_37152_5551.N1	08-APR-2009 13:42:49	Bright	51.500	144	18Del Cyg	2.8600	11000.	103	37152	No
98	GOM_NL__2PRFIN20090408_134501_000000452078_00024_37152_5552.N1	08-APR-2009 13:45:01	Bright	44.500	66	37Gam Cyg	2.2080	5900.0	89	37152	No
99	GOM_NL__2PRFIN20090408_134716_000000422078_00024_37152_5553.N1	08-APR-2009 13:47:16	Bright	42.000	92	53Eps Cyg	2.5000	4500.0	84	37152	No
100	GOM_NL__2PRFIN20090408_141407_000000022078_00025_37153_5573.N1	08-APR-2009 14:14:07	Dark	2.0000	57	34Sig Sgr	2.0660	26000.	4	37153	No
101	GOM_NL__2PRFIN20090408_141726_000000602078_00025_37153_5574.N1	08-APR-2009 14:17:26	Dark	59.500	38	20Eps Sgr	1.8360	11000.	119	37153	No

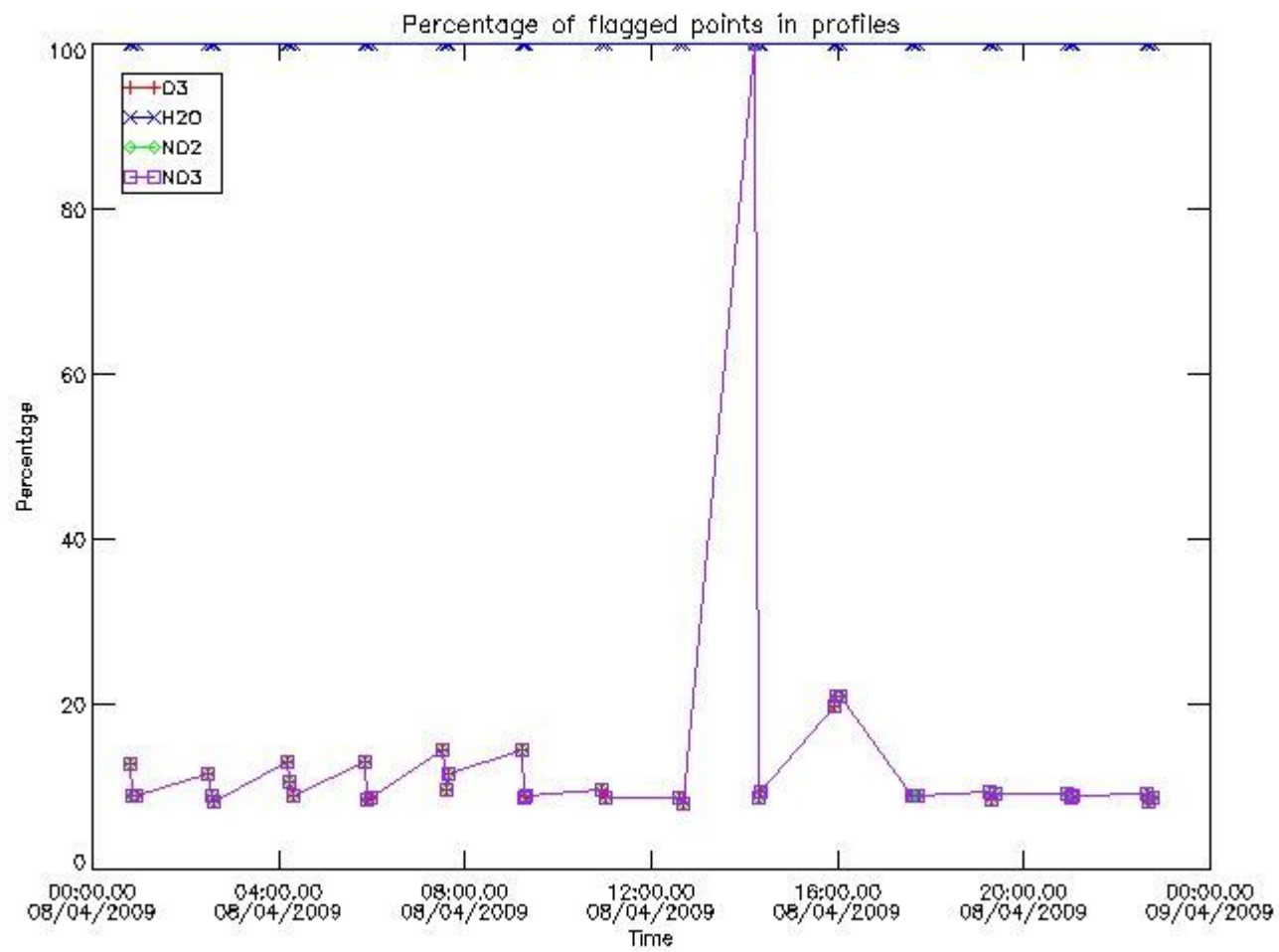
102	GOM_NL__2PRFIN20090408_142137_000000542078_00025_37153_5575.N1	08-APR-2009 14:21:37	Dark	54.000	25	35Lam Sco	1.6200	28000.	108	37153	No
103	GOM_NL__2PRFIN20090408_142923_000000392078_00025_37153_5576.N1	08-APR-2009 14:29:23	Straylight	38.500	109	Bet Lup	2.6770	26000.	77	37153	No
104	GOM_NL__2PRFIN20090408_144155_000000382078_00025_37153_5577.N1	08-APR-2009 14:41:55	Bright	38.000	15	67Alp Vir	0.97600	28000.	76	37153	No
105	GOM_NL__2PRFIN20090408_144909_000000382078_00025_37153_5578.N1	08-APR-2009 14:49:09	Bright	38.000	138	47Eps Vir	2.8280	4700.0	76	37153	No
106	GOM_NL__2PRFIN20090408_145730_000000382078_00025_37153_5579.N1	08-APR-2009 14:57:30	Bright	38.000	152	12Alp2CVn	2.8900	11000.	76	37153	No
107	GOM_NL__2PRFIN20090408_150212_000000412078_00025_37153_5580.N1	08-APR-2009 15:02:12	Bright	41.000	39	85Eta UMa	1.8540	24000.	82	37153	No
108	GOM_NL__2PRFIN20090408_151058_000000412078_00025_37153_5581.N1	08-APR-2009 15:10:58	Bright	40.500	119	14Eta Dra	2.7270	4700.0	81	37153	No
109	GOM_NL__2PRFIN20090408_152325_000000382078_00025_37153_5582.N1	08-APR-2009 15:23:25	Bright	37.500	144	18Del Cyg	2.8600	11000.	75	37153	No
110	GOM_NL__2PRFIN20090408_152537_000000352078_00025_37153_5583.N1	08-APR-2009 15:25:37	Bright	34.500	66	37Gam Cyg	2.2080	5900.0	69	37153	No
111	GOM_NL__2PRFIN20090408_152752_000000332078_00025_37153_5584.N1	08-APR-2009 15:27:52	Bright	33.000	92	53Eps Cyg	2.5000	4500.0	66	37153	No
112	GOM_NL__2PRFIN20090408_155444_000000262078_00026_37154_5596.N1	08-APR-2009 15:54:44	Dark	26.000	57	34Sig Sgr	2.0660	26000.	52	37154	No
113	GOM_NL__2PRFIN20090408_155803_000000252078_00026_37154_5597.N1	08-APR-2009 15:58:03	Dark	24.500	38	20Eps Sgr	1.8360	11000.	49	37154	No
114	GOM_NL__2PRFIN20090408_160214_000000252078_00026_37154_5598.N1	08-APR-2009 16:02:14	Dark	24.500	25	35Lam Sco	1.6200	28000.	49	37154	No
115	GOM_NL__2PRFIN20090408_160959_000000172078_00026_37154_5599.N1	08-APR-2009 16:09:59	Straylight	16.500	109	Bet Lup	2.6770	26000.	33	37154	No
116	GOM_NL__2PRFIN20090408_162231_000000152078_00026_37154_5600.N1	08-APR-2009 16:22:31	Twi_and_stray	15.000	15	67Alp Vir	0.97600	28000.	30	37154	No
117	GOM_NL__2PRFIN20090408_162945_000000162078_00026_37154_5601.N1	08-APR-2009 16:29:45	Twi_and_stray	16.000	138	47Eps Vir	2.8280	4700.0	32	37154	No
118	GOM_NL__2PRFIN20090408_163806_000000172078_00026_37154_5602.N1	08-APR-2009 16:38:06	Twi_and_stray	16.500	152	12Alp2CVn	2.8900	11000.	33	37154	No
119	GOM_NL__2PRFIN20090408_164247_000000182078_00026_37154_5603.N1	08-APR-2009 16:42:47	Twi_and_stray	18.000	39	85Eta UMa	1.8540	24000.	36	37154	No
120	GOM_NL__2PRFIN20090408_165134_000000172078_00026_37154_5604.N1	08-APR-2009 16:51:34	Twi_and_stray	16.500	119	14Eta Dra	2.7270	4700.0	33	37154	No
121	GOM_NL__2PRFIN20090408_170402_000000112078_00026_37154_5605.N1	08-APR-2009 17:04:02	Straylight	11.000	144	18Del Cyg	2.8600	11000.	22	37154	No
122	GOM_NL__2PRFIN20090408_170614_000000102078_00026_37154_5606.N1	08-APR-2009 17:06:14	Straylight	9.5000	66	37Gam Cyg	2.2080	5900.0	19	37154	No
123	GOM_NL__2PRFIN20090408_170830_000000092078_00026_37154_5607.N1	08-APR-2009 17:08:30	Straylight	8.5000	92	53Eps Cyg	2.5000	4500.0	17	37154	No
124	GOM_NL__2PRFIN20090408_173501_000000582078_00026_37154_5616.N1	08-APR-2009 17:35:01	Dark	57.500	103	38Zet Sgr	2.6000	9700.0	115	37154	No
125	GOM_NL__2PRFIN20090408_173841_000000582078_00027_37155_5617.N1	08-APR-2009 17:38:41	Dark	57.500	38	20Eps Sgr	1.8360	11000.	115	37155	No
126	GOM_NL__2PRFIN20090408_174252_000000582078_00027_37155_5618.N1	08-APR-2009 17:42:52	Dark	57.500	25	35Lam Sco	1.6200	28000.	115	37155	No
127	GOM_NL__2PRFIN20090408_175036_000000402078_00027_37155_5619.N1	08-APR-2009 17:50:36	Straylight	40.000	109	Bet Lup	2.6770	26000.	80	37155	No
128	GOM_NL__2PRFIN20090408_180307_000000422078_00027_37155_5620.N1	08-APR-2009 18:03:07	Bright	41.500	15	67Alp Vir	0.97600	28000.	83	37155	No
129	GOM_NL__2PRFIN20090408_181021_000000412078_00027_37155_5621.N1	08-APR-2009 18:10:21	Bright	40.500	138	47Eps Vir	2.8280	4700.0	81	37155	No
130	GOM_NL__2PRFIN20090408_181841_000000402078_00027_37155_5622.N1	08-APR-2009 18:18:41	Bright	39.500	152	12Alp2CVn	2.8900	11000.	79	37155	No
131	GOM_NL__2PRFIN20090408_182323_000000422078_00027_37155_5623.N1	08-APR-2009 18:23:23	Bright	41.500	39	85Eta UMa	1.8540	24000.	83	37155	No
132	GOM_NL__2PRFIN20090408_183209_000000442078_00027_37155_5624.N1	08-APR-2009 18:32:09	Bright	44.000	119	14Eta Dra	2.7270	4700.0	88	37155	No
133	GOM_NL__2PRFIN20090408_184437_000000412078_00027_37155_5625.N1	08-APR-2009 18:44:37	Bright	40.500	144	18Del Cyg	2.8600	11000.	81	37155	No
134	GOM_NL__2PRFIN20090408_184649_000000372078_00027_37155_5626.N1	08-APR-2009 18:46:49	Bright	36.500	66	37Gam Cyg	2.2080	5900.0	73	37155	No
135	GOM_NL__2PRFIN20090408_184905_000000352078_00027_37155_5627.N1	08-APR-2009 18:49:05	Bright	35.000	92	53Eps Cyg	2.5000	4500.0	70	37155	No
136	GOM_NL__2PRFIN20090408_191539_000000552078_00028_37156_5631.N1	08-APR-2009 19:15:39	Dark	54.500	103	38Zet Sgr	2.6000	9700.0	109	37156	No
137	GOM_NL__2PRFIN20090408_191918_000000612078_00028_37156_5632.N1	08-APR-2009 19:19:18	Dark	60.500	38	20Eps Sgr	1.8360	11000.	121	37156	No
138	GOM_NL__2PRFIN20090408_192329_000000562078_00028_37156_5633.N1	08-APR-2009 19:23:29	Dark	56.000	25	35Lam Sco	1.6200	28000.	112	37156	No
139	GOM_NL__2PRFIN20090408_193113_000000412078_00028_37156_5634.N1	08-APR-2009 19:31:13	Straylight	41.000	109	Bet Lup	2.6770	26000.	82	37156	No
140	GOM_NL__2PRFIN20090408_194343_000000402078_00028_37156_5635.N1	08-APR-2009 19:43:43	Bright	40.000	15	67Alp Vir	0.97600	28000.	80	37156	No
141	GOM_NL__2PRFIN20090408_195057_000000402078_00028_37156_5636.N1	08-APR-2009 19:50:57	Bright	40.000	138	47Eps Vir	2.8280	4700.0	80	37156	No
142	GOM_NL__2PRFIN20090408_195917_000000392078_00028_37156_5637.N1	08-APR-2009 19:59:17	Bright	38.500	152	12Alp2CVn	2.8900	11000.	77	37156	No
143	GOM_NL__2PRFIN20090408_200358_000000442078_00028_37156_5638.N1	08-APR-2009 20:03:58	Bright	43.500	39	85Eta UMa	1.8540	24000.	87	37156	No
144	GOM_NL__2PRFIN20090408_201244_000000432078_00028_37156_5639.N1	08-APR-2009 20:12:44	Bright	43.000	119	14Eta Dra	2.7270	4700.0	86	37156	No
145	GOM_NL__2PRFIN20090408_202513_000000402078_00028_37156_5640.N1	08-APR-2009 20:25:13	Bright	39.500	144	18Del Cyg	2.8600	11000.	79	37156	No
146	GOM_NL__2PRFIN20090408_202725_000000362078_00028_37156_5641.N1	08-APR-2009 20:27:25	Bright	36.000	66	37Gam Cyg	2.2080	5900.0	72	37156	No
147	GOM_NL__2PRFIN20090408_202941_000000352078_00028_37156_5642.N1	08-APR-2009 20:29:41	Bright	34.500	92	53Eps Cyg	2.5000	4500.0	69	37156	No
148	GOM_NL__2PRFIN20090408_205616_000000562078_00029_37157_5648.N1	08-APR-2009 20:56:16	Dark	56.000	103	38Zet Sgr	2.6000	9700.0	112	37157	No
149	GOM_NL__2PRFIN20090408_205956_000000592078_00029_37157_5649.N1	08-APR-2009 20:59:56	Dark	59.000	38	20Eps Sgr	1.8360	11000.	118	37157	No
150	GOM_NL__2PRFIN20090408_210406_000000572078_00029_37157_5650.N1	08-APR-2009 21:04:06	Dark	56.500	25	35Lam Sco	1.6200	28000.	113	37157	No
151	GOM_NL__2PRFIN20090408_211149_000000402078_00029_37157_5651.N1	08-APR-2009 21:11:49	Straylight	40.000	109	Bet Lup	2.6770	26000.	80	37157	No
152	GOM_NL__2PRFIN20090408_212419_000000402078_00029_37157_5652.N1	08-APR-2009 21:24:19	Bright	40.000	15	67Alp Vir	0.97600	28000.	80	37157	No
153	GOM_NL__2PRFIN20090408_213132_000000402078_00029_37157_5653.N1	08-APR-2009 21:31:32	Bright	40.000	138	47Eps Vir	2.8280	4700.0	80	37157	No
154	GOM_NL__2PRFIN20090408_213953_000000392078_00029_37157_5654.N1	08-APR-2009 21:39:53	Bright	39.000	152	12Alp2CVn	2.8900	11000.	78	37157	No
155	GOM_NL__2PRFIN20090408_214433_000000432078_00029_37157_5655.N1	08-APR-2009 21:44:33	Bright	43.000	39	85Eta UMa	1.8540	24000.	86	37157	No
156	GOM_NL__2PRFIN20090408_215319_000000422078_00029_37157_5656.N1	08-APR-2009 21:53:19	Bright	41.500	119	14Eta Dra	2.7270	4700.0	83	37157	No
157	GOM_NL__2PRFIN20090408_220548_000000402078_00029_37157_5657.N1	08-APR-2009 22:05:48	Bright	40.000	144	18Del Cyg	2.8600	11000.	80	37157	No
158	GOM_NL__2PRFIN20090408_220801_000000372078_00029_37157_5658.N1	08-APR-2009 22:08:01	Bright	36.500	66	37Gam Cyg	2.2080	5900.0	73	37157	No
159	GOM_NL__2PRFIN20090408_221017_000000342078_00029_37157_5659.N1	08-APR-2009 22:10:17	Bright	33.500	92	53Eps Cyg	2.5000	4500.0	67	37157	No
160	GOM_NL__2PRFIN20090408_223654_000000552078_00030_37158_5667.N1	08-APR-2009 22:36:54	Dark	55.000	103	38Zet Sgr	2.6000	9700.0	110	37158	No

161	GOM_NL__2PRFIN20090408_224033_000000622078_00030_37158_5668.N1	08-APR-2009 22:40:33	Dark	62.000	38	20Eps Sgr	1.8360	11000.	124	37158	No
162	GOM_NL__2PRFIN20090408_224444_000000592078_00030_37158_5669.N1	08-APR-2009 22:44:44	Dark	59.000	25	35Lam Sco	1.6200	28000.	118	37158	No
163	GOM_NL__2PRFIN20090408_225226_000000372078_00030_37158_5670.N1	08-APR-2009 22:52:26	Straylight	37.000	109	Bet Lup	2.6770	26000.	74	37158	No
164	GOM_NL__2PRFIN20090408_230455_000000432078_00030_37158_5671.N1	08-APR-2009 23:04:55	Bright	42.500	15	67Alp Vir	0.97600	28000.	85	37158	No
165	GOM_NL__2PRFIN20090408_231208_000000432078_00030_37158_5672.N1	08-APR-2009 23:12:08	Bright	43.000	138	47Eps Vir	2.8280	4700.0	86	37158	No
166	GOM_NL__2PRFIN20090408_232028_000000382078_00030_37158_5673.N1	08-APR-2009 23:20:28	Bright	38.000	152	12Alp2CVn	2.8900	11000.	76	37158	No
167	GOM_NL__2PRFIN20090408_232509_000000412078_00030_37158_5674.N1	08-APR-2009 23:25:09	Bright	40.500	39	85Eta UMa	1.8540	24000.	81	37158	No
168	GOM_NL__2PRFIN20090408_233354_000000452078_00030_37158_5675.N1	08-APR-2009 23:33:54	Bright	44.500	119	14Eta Dra	2.7270	4700.0	89	37158	No
169	GOM_NL__2PRFIN20090408_234624_000000392078_00030_37158_5676.N1	08-APR-2009 23:46:24	Bright	39.000	144	18Del Cyg	2.8600	11000.	78	37158	No
170	GOM_NL__2PRFIN20090408_234837_000000352078_00030_37158_5677.N1	08-APR-2009 23:48:37	Bright	35.000	66	37Gam Cyg	2.2080	5900.0	70	37158	No

### 3. Quality information per product

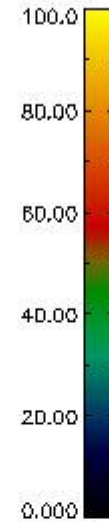
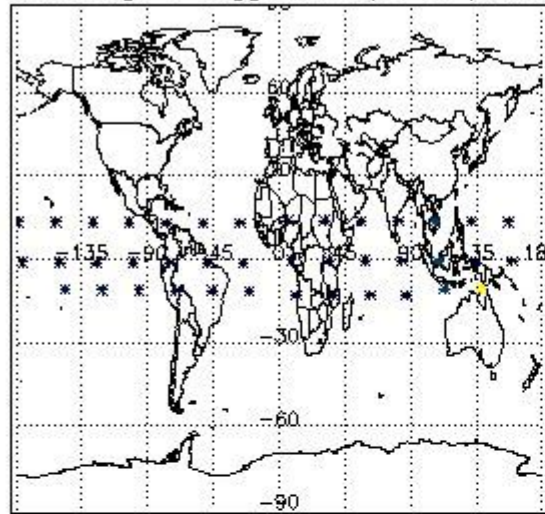
In this section it is plotted some information contained in the Quality Summary data set of the level 2 products. Only products in dark limb conditions and without errors (error flag in the MPH set to "0") are used.

#### 3.1 Plot quality information per product (time dependant)

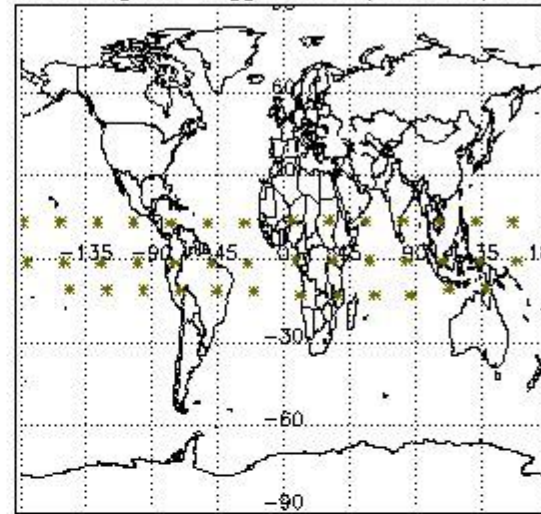


#### 3.2 Plot quality information per product (world map)


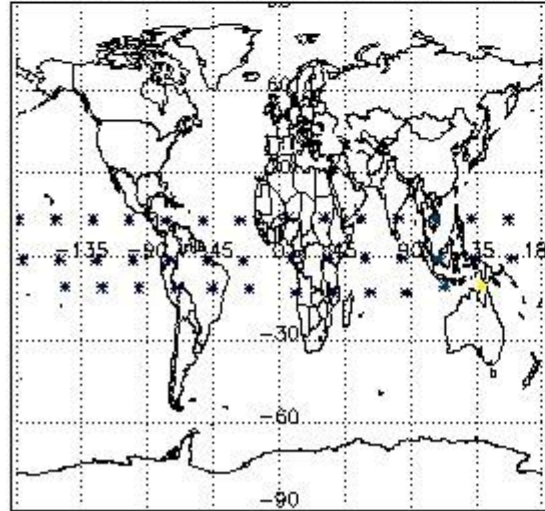
Percentage of flagged data per O3 profile



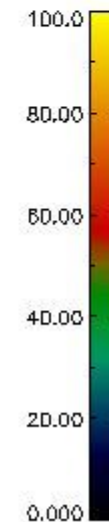
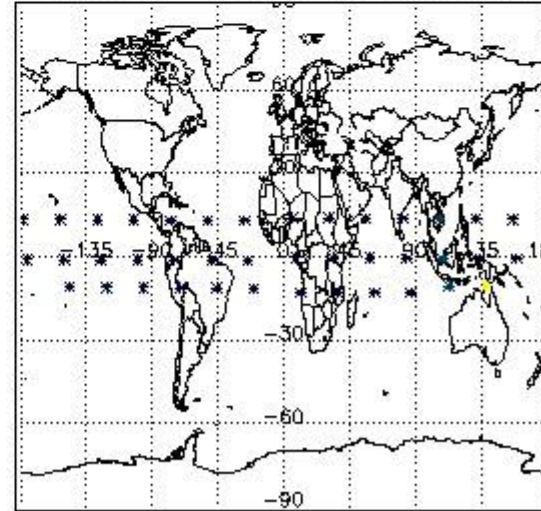
Percentage of flagged data per H2O profile



Percentage of flagged data per NO2 profile



Percentage of flagged data per NO3 profile

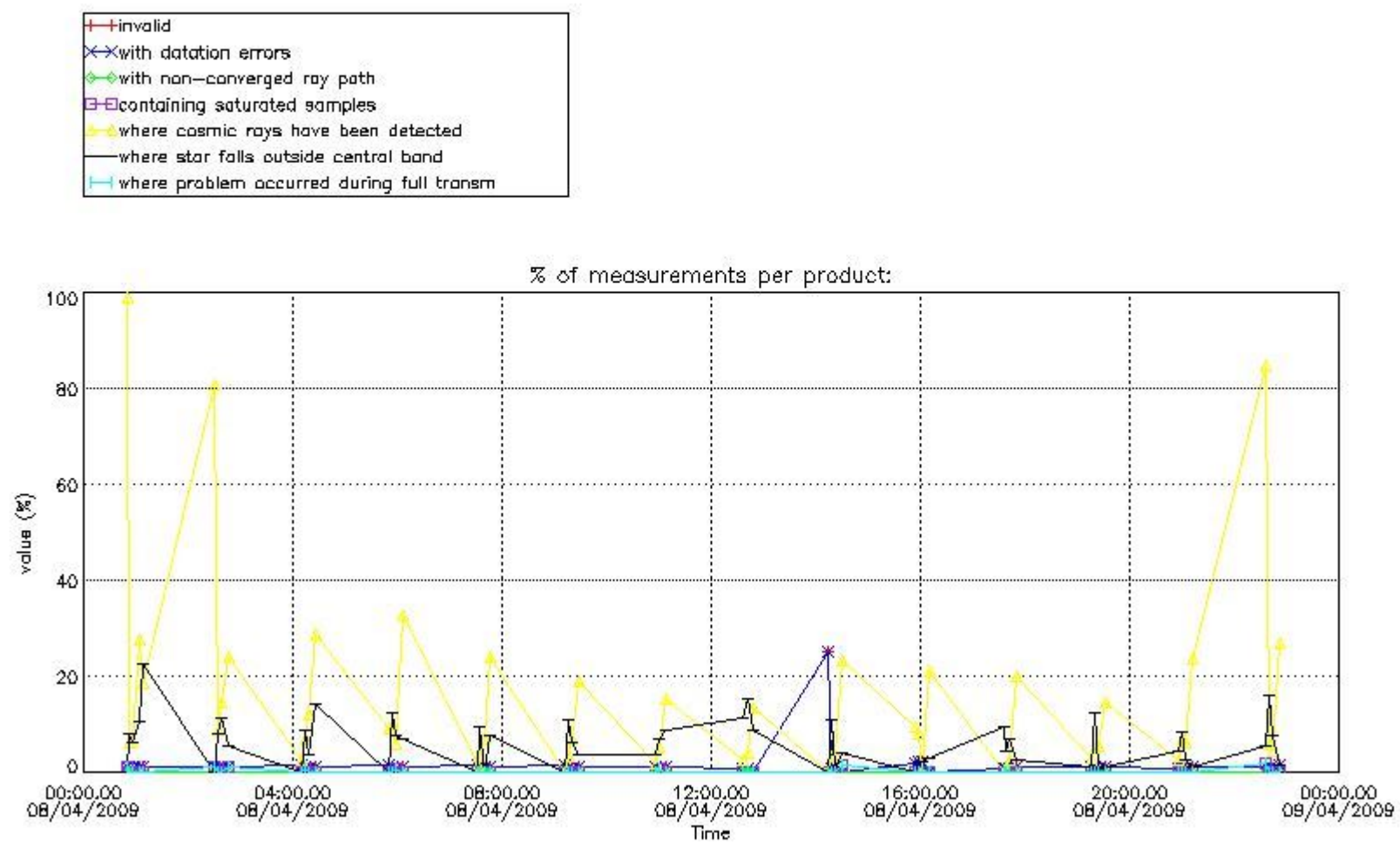


#### 4. Level 1 quality information per product

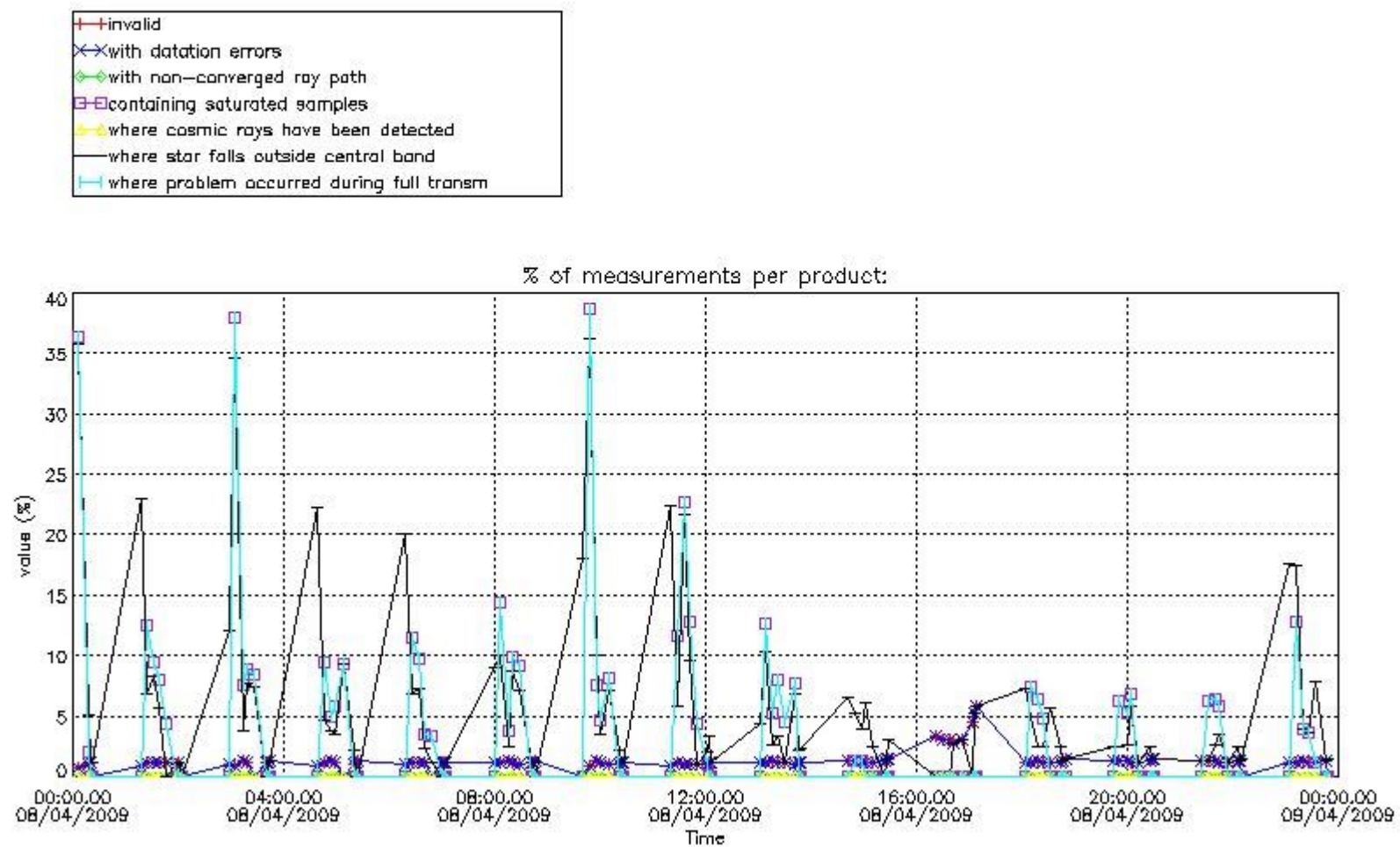
In this section it is plotted some information contained in the Quality Summary data set of the level 2 products that comes from the level 1b processing. Products without errors (error flag in the MPH set to "0") are used.

##### 4.1 Plot quality information per product (time dependant) coming from level 1b processing

###### 4.1.1 Plot level 1 quality information per product (time dependant): ENVISAT ASCENDING passes



4.1.2 Plot level 1 quality information per product (time dependant): ENVI SAT DESCENDING passes

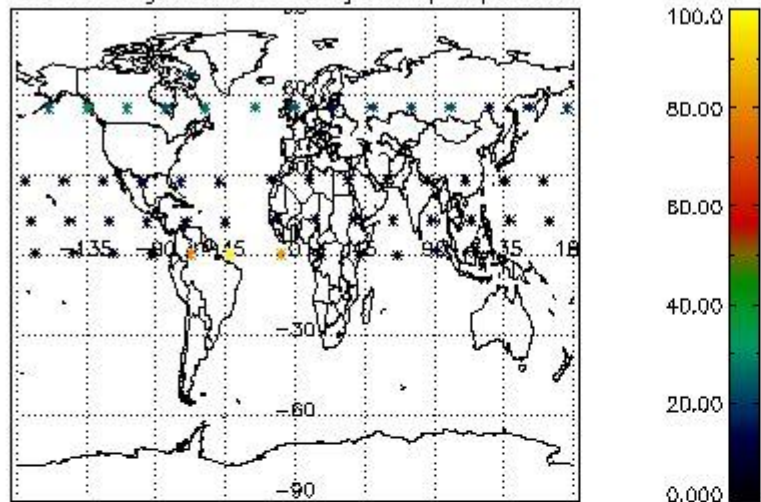


*4.2 Plot quality information per product coming from level 1b processing (world map)*

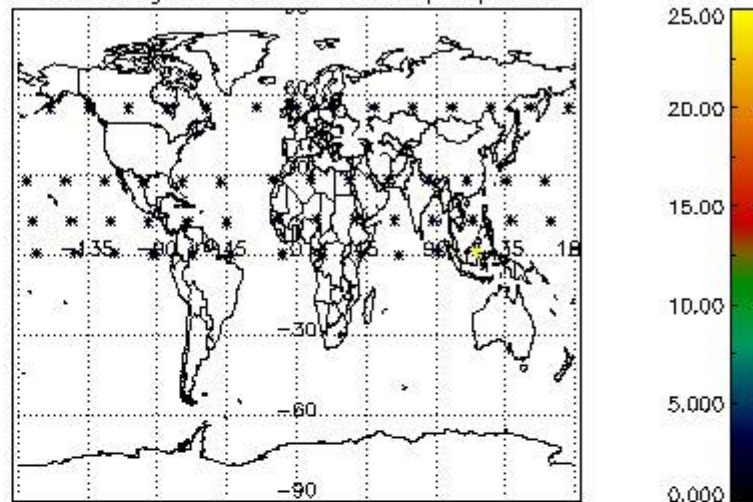
*4.2.1 Plot level 1 quality information per product (world map): ENVISAT ASCENDING passes*



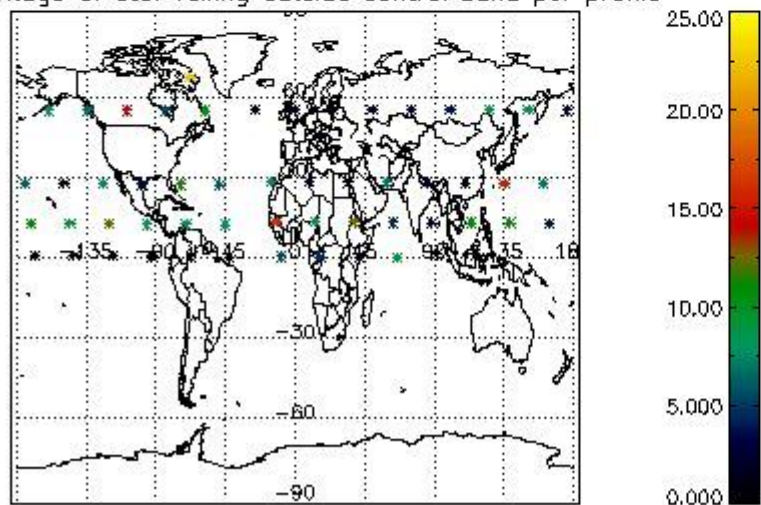
Percentage of cosmic ray hits per profile



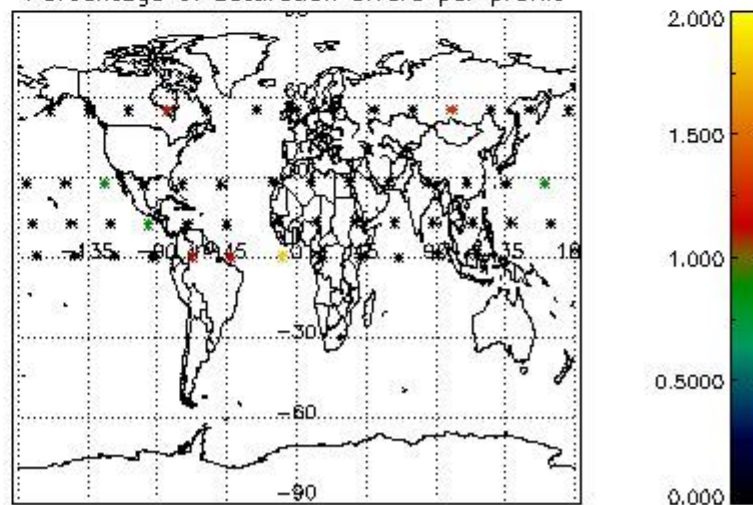
Percentage of datation errors per profile



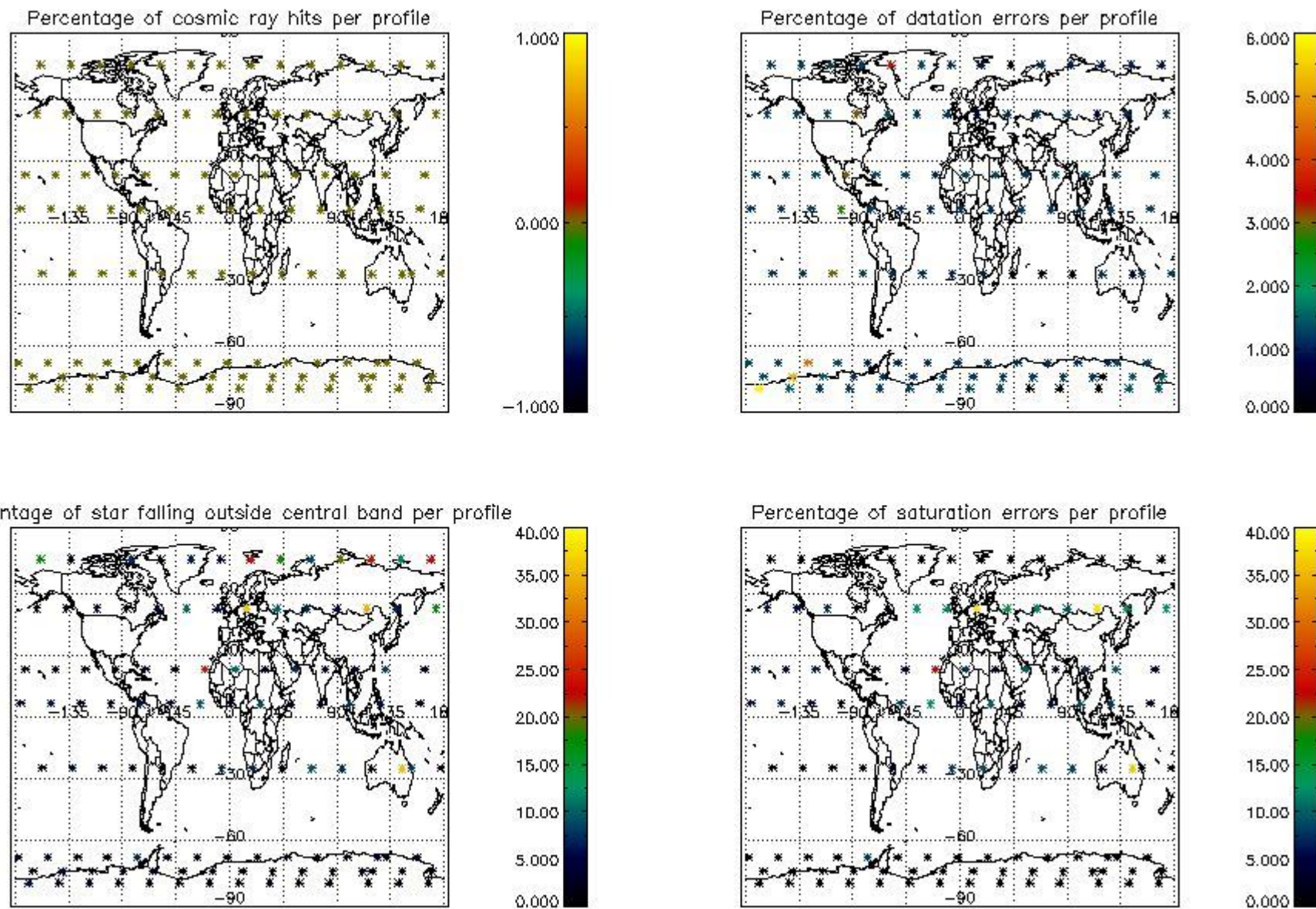
Percentage of star falling outside central band per profile



Percentage of saturation errors per profile



4.2.2 Plot level 1 quality information per product (world map): ENVISAT DESCENDING passes



## 5. Trace gas profiles

### 5.1 Ozone statistics based on quality of products

The final quality of the products can be "measured" using the STD (Standard Deviation) attached to every point profile. This information is written to the parameter GOM\_NL\_\_2P/NL\_LOCAL\_SPECIES\_DENSITY/o3\_std of the level 2 products. The table below shows the statistics for given STD ranges.

The statistics are given with respect to the overall valid production:

- Products without fatal errors: GOM\_NL\_\_2P/MPH/PRODUCT\_ERR=0
- Valid point profile: GOM\_NL\_\_2P/NL\_LOCAL\_SPECIES\_DENSITY/pcd(0)=0

The 'Criteria' is applied to valid points of dark limb products:

- Products in dark limb illumination condition: GOM\_NL\_\_2P/NL\_SUMMARY\_QUALITY/obs\_ill\_cond=0
- Products without fatal errors: GOM\_NL\_\_2P/MPH/PRODUCT\_ERR=0
- Valid point profile: GOM\_NL\_\_2P/NL\_LOCAL\_SPECIES\_DENSITY/pcd(0)=0

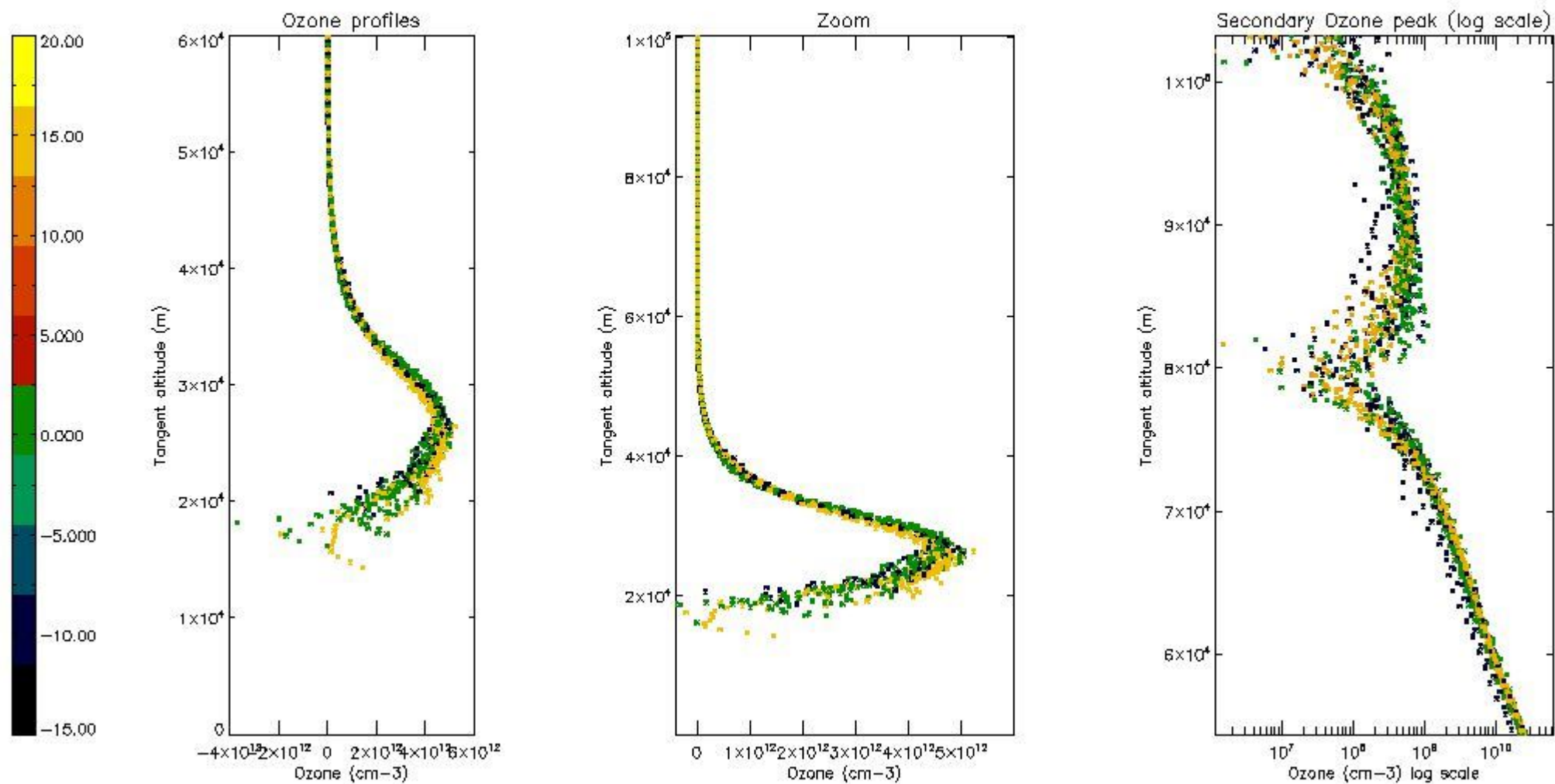
So, the table below shows the percentage of dark limb and valid observations for each criteria with respect to the overall valid daily observations.

Criteria	% of total production
All STD	29
STD < 20	19

STD < 10	16
STD < 5	13

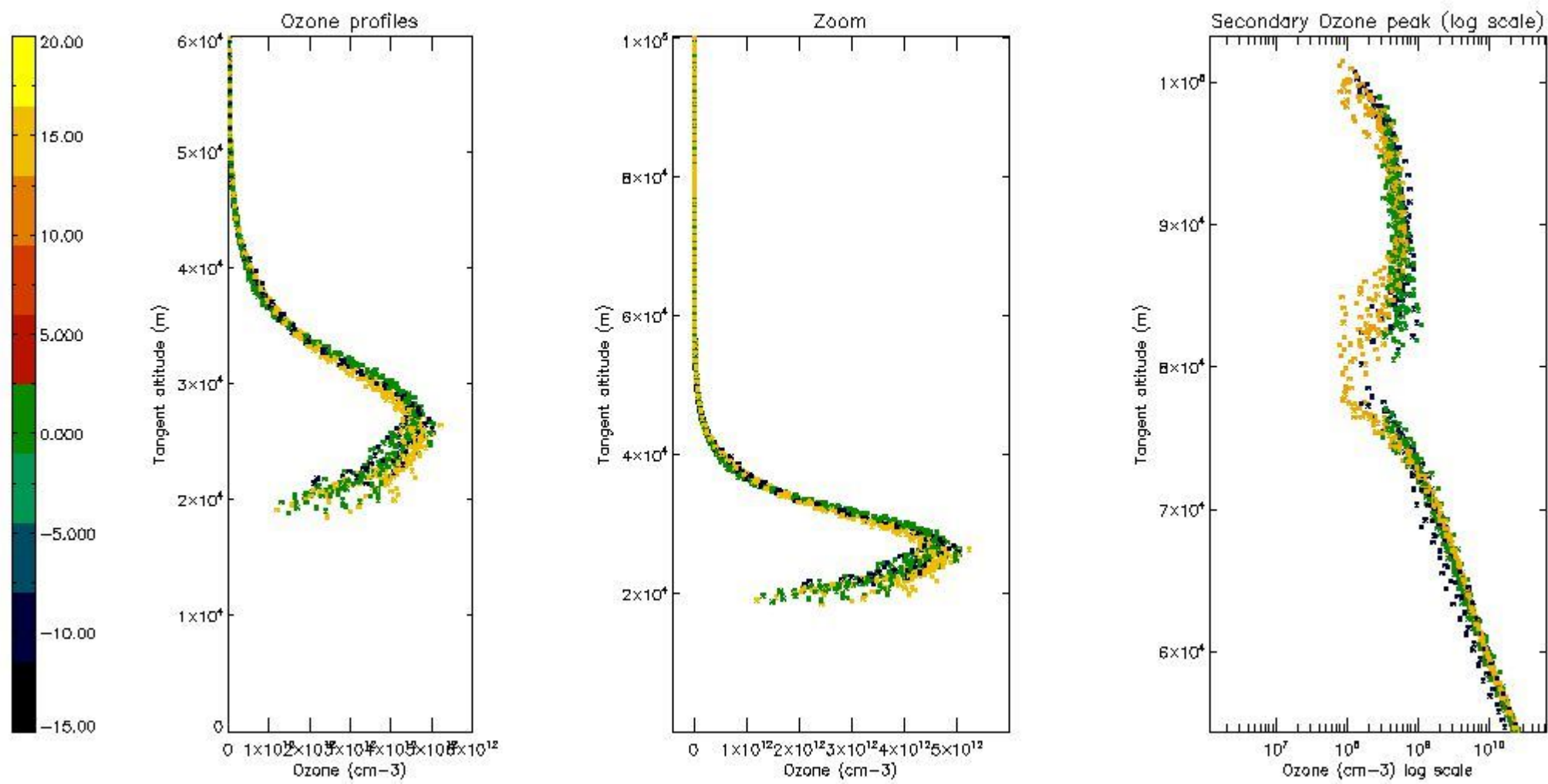
5.2 Plot ozone profiles for all STD (dark without errors)

The colorbar represents the latitude.



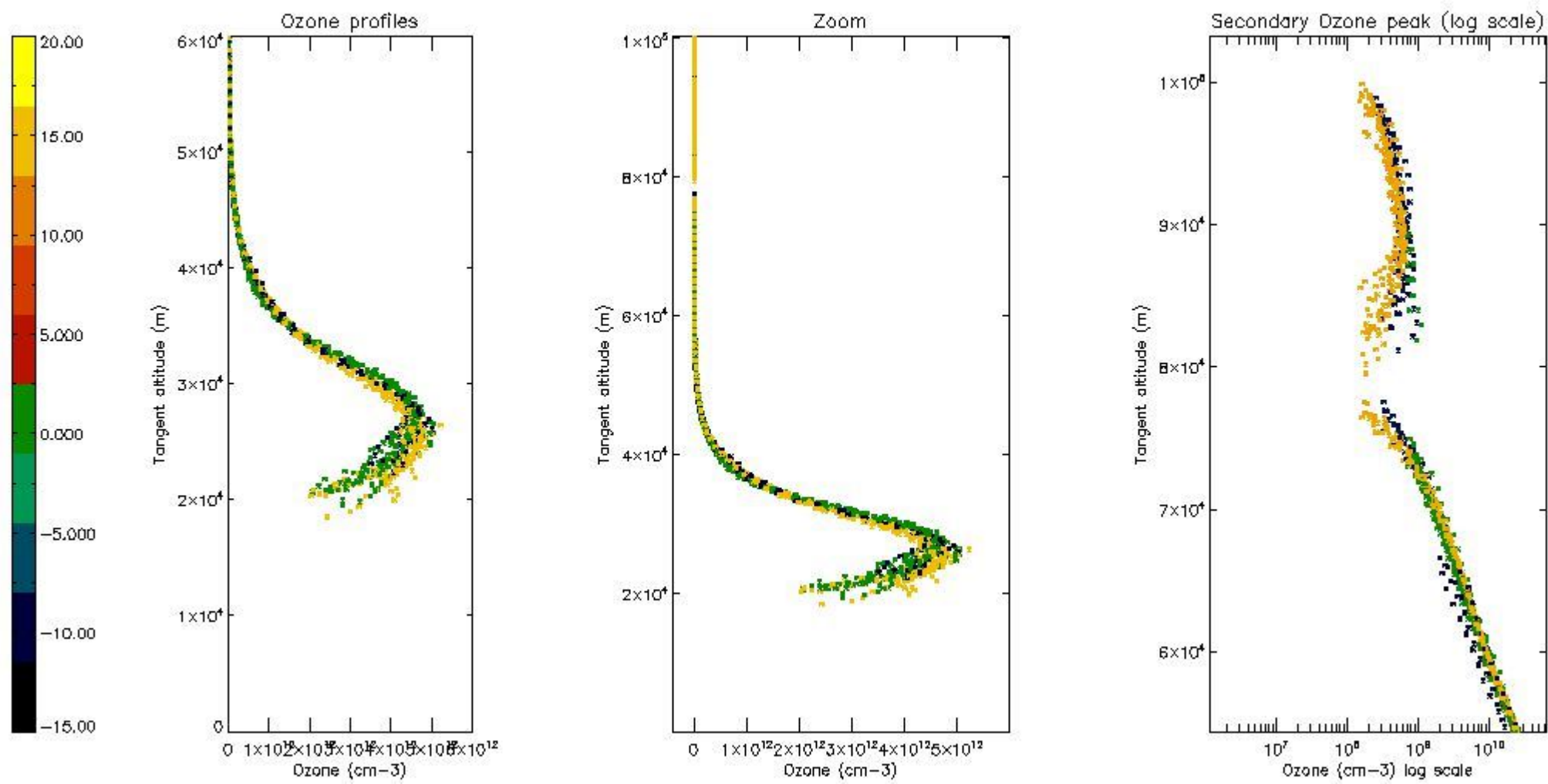
5.3 Plot ozone profiles where STD < 20% (dark without errors)

The colorbar represents the latitude.



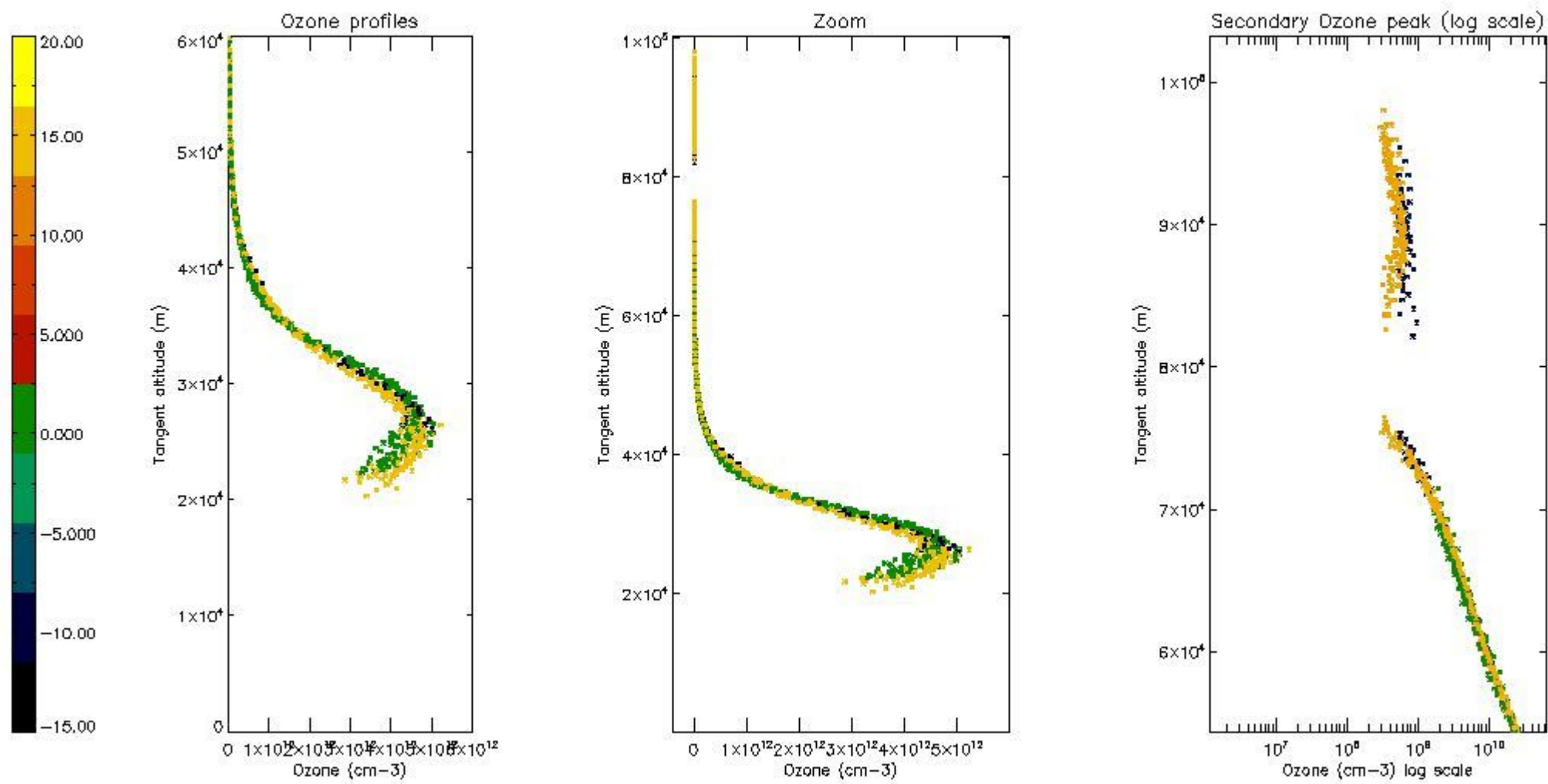
*5.4 Plot ozone profiles where STD < 10% (dark without errors)*

The colorbar represents the latitude.



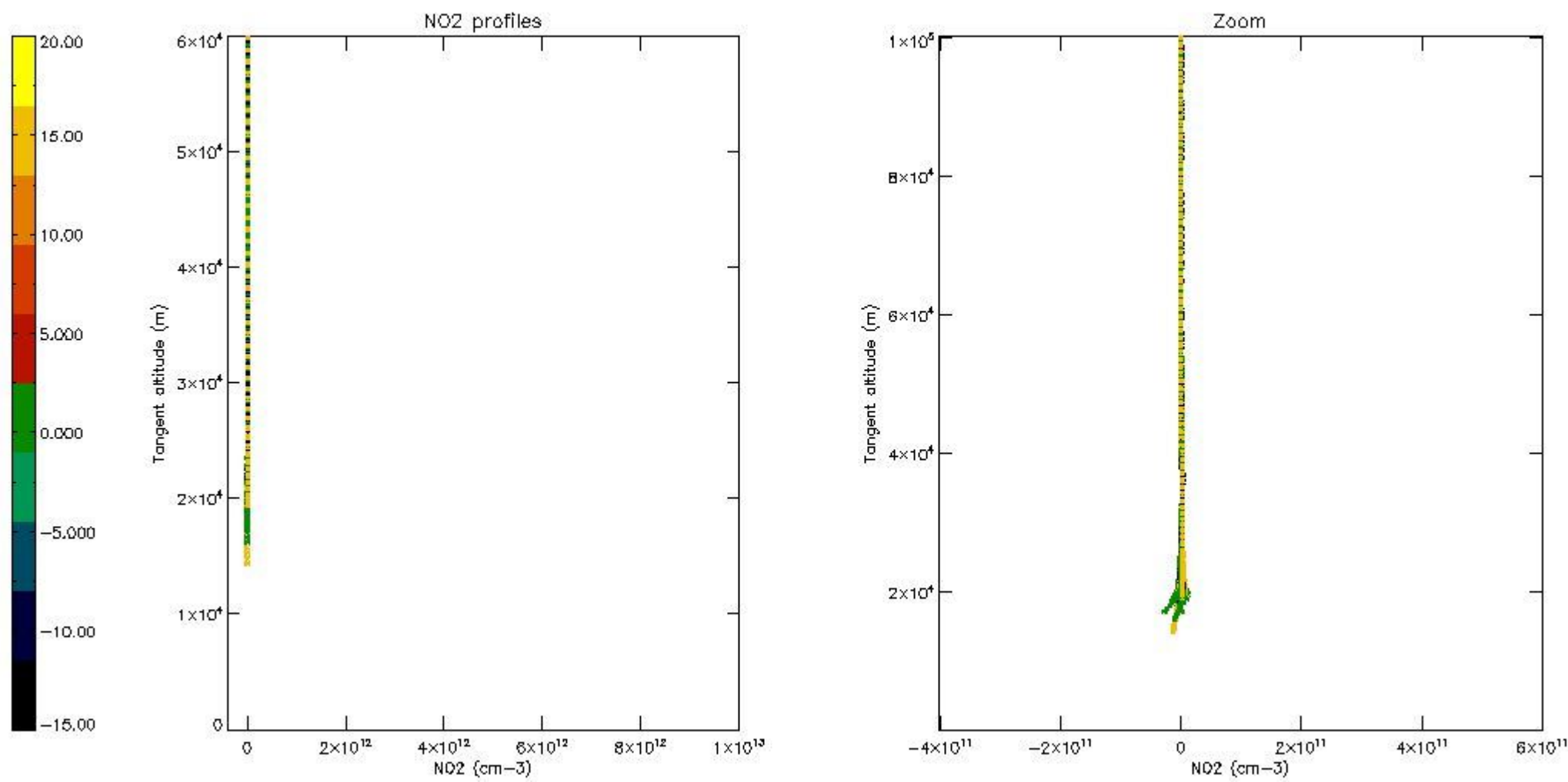
*5.5 Plot ozone profiles where STD < 5% (dark without errors)*

The colorbar represents the latitude.



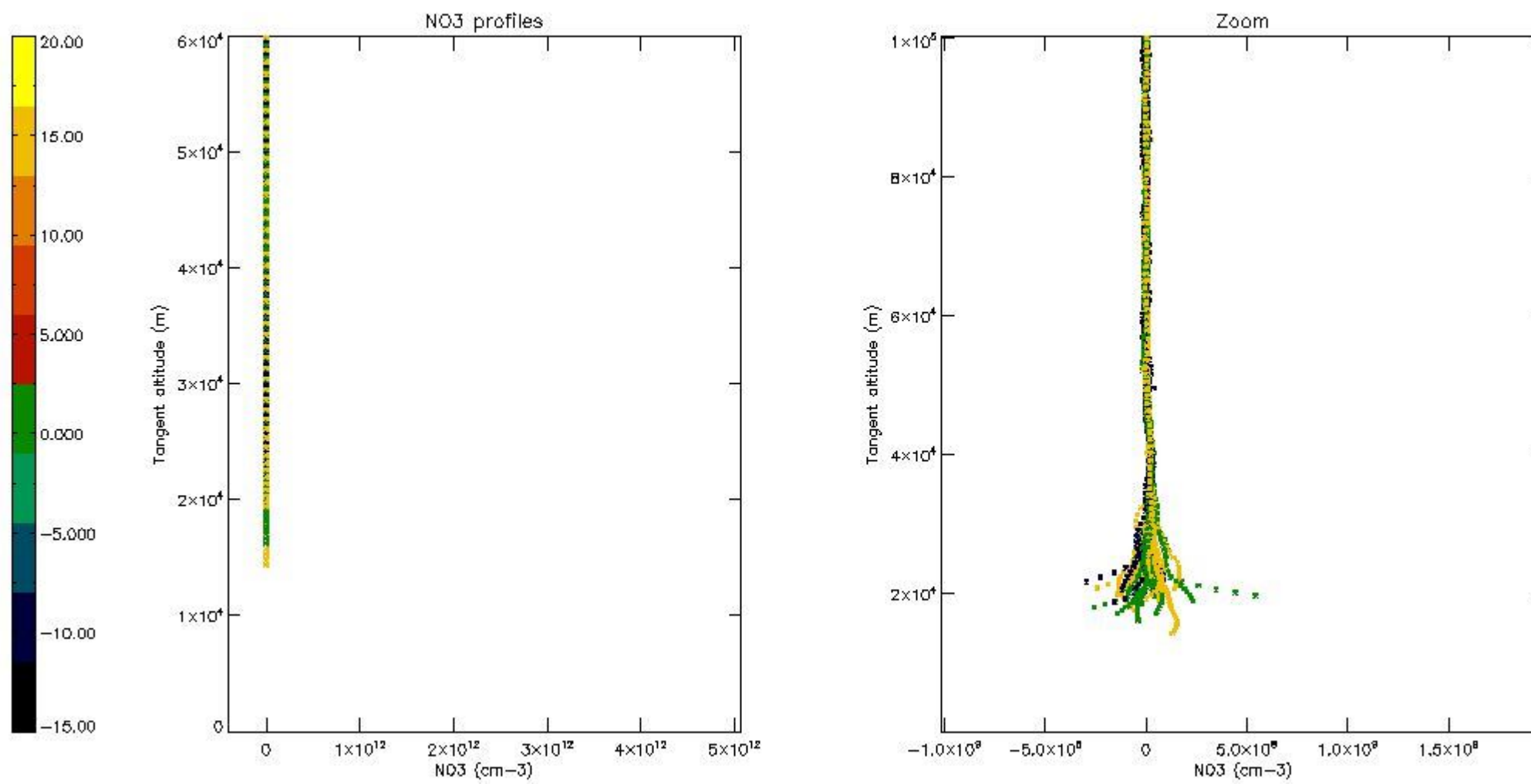
*5.6 Plot NO<sub>2</sub> profiles for all STD (dark without errors)*

The colorbar represents the latitude.



*5.7 Plot NO3 profiles for all STD (dark without errors)*

The colorbar represents the latitude.



## 6. Auxiliary Data Files used for the production reported in section 2

The number reported in the third column indicates since which file (see list in section 2) the corresponding auxiliary file has been used. The fourth column is the date of those product files.

Type	Auxiliary Filename	Used since product	Used since product date
INST_PHYS_CHARACTERISTICS	GOM_INS_AXVIEC20091111_143220_20030716_120000_20500101_000000	1	08-APR-2009 00:05:41
LEVEL-2_PROC_CONFIG	GOM_PR2_AXVIEC20091111_152718_20020301_000000_20500101_000000	1	08-APR-2009 00:05:41
CROSS_SECTIONS_FILE	GOM_CRS_AXVIEC20091111_154832_20020301_000000_20500101_000000	1	08-APR-2009 00:05:41



# GOMOS Level 2 Daily Report

## SUMMARY

### [1. General Info](#)

### [2. Summary of processed GOM\\_NL\\_2P products](#)

### [3. Level 2 Quality information per product](#)

#### [3.1 Plot of level 2 quality information per product \(time dependant\)](#)

#### [3.2 Plot of level 2 quality information per product \(world map\)](#)

### [4. Level 1 Quality information per product \(stored on level 2 products\)](#)

#### [4.1 Plot of level 1 quality information per product \(time dependant\)](#)

##### [4.1.1 Plot of level 1 quality information per product \(time dependant\): ASCENDING](#)

##### [4.1.2 Plot of level 1 quality information per product \(time dependant\): DESCENDING](#)

#### [4.2 Plot of level 1 quality information per product \(world map\)](#)

##### [4.2.1 Plot of level 1 quality information per product \(world map\): ASCENDING](#)

##### [4.2.2 Plot of level 1 quality information per product \(world map\): DESCENDING](#)

### [5. Ozone profiles based on quality statistics and other trace gas profiles](#)

#### [5.1 Ozone statistics based on quality of products](#)

#### [5.2 Plot ozone profiles for all STD \(dark without errors\)](#)

#### [5.3 Plot ozone profiles where STD < 20% \(dark without errors\)](#)

#### [5.4. Plot ozone profiles where STD < 10% \(dark without errors\)](#)

#### [5.5. Plot ozone profiles where STD < 5% \(dark without errors\)](#)

#### [5.6 Plot NO2 profiles for all STD \(dark without errors\)](#)

#### [5.7 Plot NO3 profiles for all STD \(dark without errors\)](#)

#### [5.8 Plot H2O profiles \(only for occultations of stars 1,2,3,4,13,14,16,26,63 dark without errors\) for all STD](#)

### [6. Auxiliary Data Files used for the production reported in section 2](#)

This report presents the daily analysis on parameters extracted from GOMOS level 2 data (GOM\_NL\_\_2P). It is intended to monitor some important parameters that will impact the quality of these products. A list of level 2 products (and content) that have arrived during the reporting day to the PCF is also given.

Item	Value
Time of report generation	26APR2013 08:40:40
Data source version	GOMOS/6.01
Start time of products	08-04-2009 (08APR2009 00:00:00)
Stop time of products	09-04-2009 (09APR2009 00:00:00)
Store outputs in DB	Yes
Nb of level 2 prods	170
Nb of prods with errors	0

## 2. Summary of processed GOM\_NL\_\_2P products.

Nr	Filename	UTC Start time	Limb	Duration	Star Id	Star Name	Star Mag	Star Temp	Nb Meas	Orbit	Prod. error
1	GOM_NL__2PRFIN20090408_000541_000000702078_00016_37144_5267.N1	08-APR-2009 00:05:41	Bright	70.000	119	14Eta Dra	2.7270	4700.0	140	37144	No
2	GOM_NL__2PRFIN20090408_001804_000000492078_00016_37144_5268.N1	08-APR-2009 00:18:04	Bright	49.000	144	18Del Cyg	2.8600	11000.	98	37144	No
3	GOM_NL__2PRFIN20090408_002014_000000432078_00016_37144_5269.N1	08-APR-2009 00:20:14	Bright	43.000	66	37Gam Cyg	2.2080	5900.0	86	37144	No
4	GOM_NL__2PRFIN20090408_002228_000000412078_00016_37144_5270.N1	08-APR-2009 00:22:28	Bright	40.500	92	53Eps Cyg	2.5000	4500.0	81	37144	No
5	GOM_NL__2PRFIN20090408_004905_000000442078_00017_37145_5277.N1	08-APR-2009 00:49:05	Dark	44.000	57	34Sig Sgr	2.0660	26000.	88	37145	No
6	GOM_NL__2PRFIN20090408_005227_000000582078_00017_37145_5278.N1	08-APR-2009 00:52:27	Dark	57.500	38	20Eps Sgr	1.8360	11000.	115	37145	No
7	GOM_NL__2PRFIN20090408_005639_000000582078_00017_37145_5279.N1	08-APR-2009 00:56:39	Dark	57.500	25	35Lam Sco	1.6200	28000.	115	37145	No
8	GOM_NL__2PRFIN20090408_010430_000000472078_00017_37145_5280.N1	08-APR-2009 01:04:30	Straylight	47.000	109	Bet Lup	2.6770	26000.	94	37145	No
9	GOM_NL__2PRFIN20090408_010810_000000492078_00017_37145_5281.N1	08-APR-2009 01:08:10	Straylight	48.500	54	5The Cen	2.0550	4500.0	97	37145	No
10	GOM_NL__2PRFIN20090408_011707_000000552078_00017_37145_5282.N1	08-APR-2009 01:17:07	Bright	54.500	15	67Alp Vir	0.97600	28000.	109	37145	No
11	GOM_NL__2PRFIN20090408_012424_000000442078_00017_37145_5283.N1	08-APR-2009 01:24:24	Bright	44.000	138	47Eps Vir	2.8280	4700.0	88	37145	No
12	GOM_NL__2PRFIN20090408_013246_000000422078_00017_37145_5284.N1	08-APR-2009 01:32:46	Bright	42.000	152	12Alp2CVn	2.8900	11000.	84	37145	No
13	GOM_NL__2PRFIN20090408_013730_000000442078_00017_37145_5285.N1	08-APR-2009 01:37:30	Bright	44.000	39	85Eta UMa	1.8540	24000.	88	37145	No
14	GOM_NL__2PRFIN20090408_014616_000000462078_00017_37145_5286.N1	08-APR-2009 01:46:16	Bright	45.500	119	14Eta Dra	2.7270	4700.0	91	37145	No
15	GOM_NL__2PRFIN20090408_015840_000000472078_00017_37145_5287.N1	08-APR-2009 01:58:40	Bright	47.000	144	18Del Cyg	2.8600	11000.	94	37145	No
16	GOM_NL__2PRFIN20090408_020050_000000442078_00017_37145_5288.N1	08-APR-2009 02:00:50	Bright	43.500	66	37Gam Cyg	2.2080	5900.0	87	37145	No
17	GOM_NL__2PRFIN20090408_020304_000000412078_00017_37145_5289.N1	08-APR-2009 02:03:04	Bright	40.500	92	53Eps Cyg	2.5000	4500.0	81	37145	No
18	GOM_NL__2PRFIN20090408_022942_000000442078_00018_37146_5293.N1	08-APR-2009 02:29:42	Dark	44.000	57	34Sig Sgr	2.0660	26000.	88	37146	No
19	GOM_NL__2PRFIN20090408_023304_000000582078_00018_37146_5294.N1	08-APR-2009 02:33:04	Dark	57.500	38	20Eps Sgr	1.8360	11000.	115	37146	No
20	GOM_NL__2PRFIN20090408_023716_000000622078_00018_37146_5295.N1	08-APR-2009 02:37:16	Dark	61.500	25	35Lam Sco	1.6200	28000.	123	37146	No
21	GOM_NL__2PRFIN20090408_024507_000000462078_00018_37146_5296.N1	08-APR-2009 02:45:07	Straylight	46.000	109	Bet Lup	2.6770	26000.	92	37146	No
22	GOM_NL__2PRFIN20090408_025743_000000502078_00018_37146_5297.N1	08-APR-2009 02:57:43	Bright	50.000	15	67Alp Vir	0.97600	28000.	100	37146	No
23	GOM_NL__2PRFIN20090408_030459_000000622078_00018_37146_5298.N1	08-APR-2009 03:04:59	Bright	62.000	138	47Eps Vir	2.8280	4700.0	124	37146	No
24	GOM_NL__2PRFIN20090408_031322_000000402078_00018_37146_5299.N1	08-APR-2009 03:13:22	Bright	40.000	152	12Alp2CVn	2.8900	11000.	80	37146	No
25	GOM_NL__2PRFIN20090408_031805_000000452078_00018_37146_5300.N1	08-APR-2009 03:18:05	Bright	45.000	39	85Eta UMa	1.8540	24000.	90	37146	No
26	GOM_NL__2PRFIN20090408_032652_000000482078_00018_37146_5301.N1	08-APR-2009 03:26:52	Bright	47.500	119	14Eta Dra	2.7270	4700.0	95	37146	No
27	GOM_NL__2PRFIN20090408_033916_000000442078_00018_37146_5302.N1	08-APR-2009 03:39:16	Bright	44.000	144	18Del Cyg	2.8600	11000.	88	37146	No
28	GOM_NL__2PRFIN20090408_034126_000000412078_00018_37146_5303.N1	08-APR-2009 03:41:26	Bright	41.000	66	37Gam Cyg	2.2080	5900.0	82	37146	No
29	GOM_NL__2PRFIN20090408_034340_000000392078_00018_37146_5304.N1	08-APR-2009 03:43:40	Bright	39.000	92	53Eps Cyg	2.5000	4500.0	78	37146	No
30	GOM_NL__2PRFIN20090408_041020_000000392078_00019_37147_5316.N1	08-APR-2009 04:10:20	Dark	39.000	57	34Sig Sgr	2.0660	26000.	78	37147	No
31	GOM_NL__2PRFIN20090408_041341_000000582078_00019_37147_5317.N1	08-APR-2009 04:13:41	Dark	57.500	38	20Eps Sgr	1.8360	11000.	115	37147	No
32	GOM_NL__2PRFIN20090408_041753_000000582078_00019_37147_5318.N1	08-APR-2009 04:17:53	Dark	57.500	25	35Lam Sco	1.6200	28000.	115	37147	No
33	GOM_NL__2PRFIN20090408_042543_000000492078_00019_37147_5319.N1	08-APR-2009 04:25:43	Straylight	49.000	109	Bet Lup	2.6770	26000.	98	37147	No
34	GOM_NL__2PRFIN20090408_043819_000000542078_00019_37147_5320.N1	08-APR-2009 04:38:19	Bright	54.000	15	67Alp Vir	0.97600	28000.	108	37147	No
35	GOM_NL__2PRFIN20090408_044535_000000432078_00019_37147_5321.N1	08-APR-2009 04:45:35	Bright	42.500	138	47Eps Vir	2.8280	4700.0	85	37147	No
36	GOM_NL__2PRFIN20090408_045357_000000402078_00019_37147_5322.N1	08-APR-2009 04:53:57	Bright	40.000	152	12Alp2CVn	2.8900	11000.	80	37147	No
37	GOM_NL__2PRFIN20090408_045840_000000442078_00019_37147_5323.N1	08-APR-2009 04:58:40	Bright	43.500	39	85Eta UMa	1.8540	24000.	87	37147	No
38	GOM_NL__2PRFIN20090408_050727_000000492078_00019_37147_5324.N1	08-APR-2009 05:07:27	Bright	48.500	119	14Eta Dra	2.7270	4700.0	97	37147	No
39	GOM_NL__2PRFIN20090408_051951_000000462078_00019_37147_5325.N1	08-APR-2009 05:19:51	Bright	46.000	144	18Del Cyg	2.8600	11000.	92	37147	No
40	GOM_NL__2PRFIN20090408_052202_000000422078_00019_37147_5326.N1	08-APR-2009 05:22:02	Bright	42.000	66	37Gam Cyg	2.2080	5900.0	84	37147	No
41	GOM_NL__2PRFIN20090408_052417_000000402078_00019_37147_5327.N1	08-APR-2009 05:24:17	Bright	40.000	92	53Eps Cyg	2.5000	4500.0	80	37147	No
42	GOM_NL__2PRFIN20090408_055057_000000392078_00020_37148_5332.N1	08-APR-2009 05:50:57	Dark	39.000	57	34Sig Sgr	2.0660	26000.	78	37148	No

43	GOM_NL__2PRFIN20090408_055419_000000612078_00020_37148_5333.N1	08-APR-2009 05:54:19	Dark	60.500	38	20Eps Sgr	1.8360	11000.	121	37148	No
44	GOM_NL__2PRFIN20090408_055831_000000602078_00020_37148_5334.N1	08-APR-2009 05:58:31	Dark	59.500	25	35Lam Sco	1.6200	28000.	119	37148	No
45	GOM_NL__2PRFIN20090408_060620_000000452078_00020_37148_5335.N1	08-APR-2009 06:06:20	Straylight	44.500	109	Bet Lup	2.6770	26000.	89	37148	No
46	GOM_NL__2PRFIN20090408_061855_000000532078_00020_37148_5336.N1	08-APR-2009 06:18:55	Bright	52.500	15	67Alp Vir	0.97600	28000.	105	37148	No
47	GOM_NL__2PRFIN20090408_062611_000000442078_00020_37148_5337.N1	08-APR-2009 06:26:11	Bright	43.500	138	47Eps Vir	2.8280	4700.0	87	37148	No
48	GOM_NL__2PRFIN20090408_063433_000000412078_00020_37148_5338.N1	08-APR-2009 06:34:33	Bright	41.000	152	12Alp2CVn	2.8900	11000.	82	37148	No
49	GOM_NL__2PRFIN20090408_063915_000000432078_00020_37148_5339.N1	08-APR-2009 06:39:15	Bright	42.500	39	85Eta UMa	1.8540	24000.	85	37148	No
50	GOM_NL__2PRFIN20090408_064802_000000452078_00020_37148_5340.N1	08-APR-2009 06:48:02	Bright	45.000	119	14Eta Dra	2.7270	4700.0	90	37148	No
51	GOM_NL__2PRFIN20090408_070027_000000462078_00020_37148_5341.N1	08-APR-2009 07:00:27	Bright	45.500	144	18Del Cyg	2.8600	11000.	91	37148	No
52	GOM_NL__2PRFIN20090408_070237_000000422078_00020_37148_5342.N1	08-APR-2009 07:02:37	Bright	42.000	66	37Gam Cyg	2.2080	5900.0	84	37148	No
53	GOM_NL__2PRFIN20090408_070452_000000412078_00020_37148_5343.N1	08-APR-2009 07:04:52	Bright	40.500	92	53Eps Cyg	2.5000	4500.0	81	37148	No
54	GOM_NL__2PRFIN20090408_073135_000000352078_00021_37149_5364.N1	08-APR-2009 07:31:35	Dark	35.000	57	34Sig Sgr	2.0660	26000.	70	37149	No
55	GOM_NL__2PRFIN20090408_073456_000000592078_00021_37149_5365.N1	08-APR-2009 07:34:56	Dark	58.500	38	20Eps Sgr	1.8360	11000.	117	37149	No
56	GOM_NL__2PRFIN20090408_073908_000000452078_00021_37149_5366.N1	08-APR-2009 07:39:08	Dark	44.500	25	35Lam Sco	1.6200	28000.	89	37149	No
57	GOM_NL__2PRFIN20090408_074656_000000462078_00021_37149_5367.N1	08-APR-2009 07:46:56	Straylight	45.500	109	Bet Lup	2.6770	26000.	91	37149	No
58	GOM_NL__2PRFIN20090408_075931_000000452078_00021_37149_5368.N1	08-APR-2009 07:59:31	Bright	44.500	15	67Alp Vir	0.97600	28000.	89	37149	No
59	GOM_NL__2PRFIN20090408_080647_000000452078_00021_37149_5369.N1	08-APR-2009 08:06:47	Bright	45.000	138	47Eps Vir	2.8280	4700.0	90	37149	No
60	GOM_NL__2PRFIN20090408_081508_000000402078_00021_37149_5370.N1	08-APR-2009 08:15:08	Bright	39.500	152	12Alp2CVn	2.8900	11000.	79	37149	No
61	GOM_NL__2PRFIN20090408_081951_000000462078_00021_37149_5371.N1	08-APR-2009 08:19:51	Bright	45.500	39	85Eta UMa	1.8540	24000.	91	37149	No
62	GOM_NL__2PRFIN20090408_082837_000000492078_00021_37149_5372.N1	08-APR-2009 08:28:37	Bright	49.000	119	14Eta Dra	2.7270	4700.0	98	37149	No
63	GOM_NL__2PRFIN20090408_084103_000000452078_00021_37149_5373.N1	08-APR-2009 08:41:03	Bright	45.000	144	18Del Cyg	2.8600	11000.	90	37149	No
64	GOM_NL__2PRFIN20090408_084313_000000422078_00021_37149_5374.N1	08-APR-2009 08:43:13	Bright	41.500	66	37Gam Cyg	2.2080	5900.0	83	37149	No
65	GOM_NL__2PRFIN20090408_084528_000000402078_00021_37149_5375.N1	08-APR-2009 08:45:28	Bright	39.500	92	53Eps Cyg	2.5000	4500.0	79	37149	No
66	GOM_NL__2PRFIN20090408_091213_000000352078_00022_37150_5402.N1	08-APR-2009 09:12:13	Dark	35.000	57	34Sig Sgr	2.0660	26000.	70	37150	No
67	GOM_NL__2PRFIN20090408_091533_000000592078_00022_37150_5403.N1	08-APR-2009 09:15:33	Dark	59.000	38	20Eps Sgr	1.8360	11000.	118	37150	No
68	GOM_NL__2PRFIN20090408_091945_000000582078_00022_37150_5404.N1	08-APR-2009 09:19:45	Dark	57.500	25	35Lam Sco	1.6200	28000.	115	37150	No
69	GOM_NL__2PRFIN20090408_092733_000000432078_00022_37150_5405.N1	08-APR-2009 09:27:33	Straylight	42.500	109	Bet Lup	2.6770	26000.	85	37150	No
70	GOM_NL__2PRFIN20090408_094007_000000502078_00022_37150_5406.N1	08-APR-2009 09:40:07	Bright	50.000	15	67Alp Vir	0.97600	28000.	100	37150	No
71	GOM_NL__2PRFIN20090408_094722_000000622078_00022_37150_5407.N1	08-APR-2009 09:47:22	Bright	62.000	138	47Eps Vir	2.8280	4700.0	124	37150	No
72	GOM_NL__2PRFIN20090408_095544_000000402078_00022_37150_5408.N1	08-APR-2009 09:55:44	Bright	40.000	152	12Alp2CVn	2.8900	11000.	80	37150	No
73	GOM_NL__2PRFIN20090408_100026_000000432078_00022_37150_5409.N1	08-APR-2009 10:00:26	Bright	43.000	39	85Eta UMa	1.8540	24000.	86	37150	No
74	GOM_NL__2PRFIN20090408_100912_000000492078_00022_37150_5410.N1	08-APR-2009 10:09:12	Bright	49.000	119	14Eta Dra	2.7270	4700.0	98	37150	No
75	GOM_NL__2PRFIN20090408_102138_000000472078_00022_37150_5411.N1	08-APR-2009 10:21:38	Bright	46.500	144	18Del Cyg	2.8600	11000.	93	37150	No
76	GOM_NL__2PRFIN20090408_102349_000000432078_00022_37150_5412.N1	08-APR-2009 10:23:49	Bright	43.000	66	37Gam Cyg	2.2080	5900.0	86	37150	No
77	GOM_NL__2PRFIN20090408_102604_000000412078_00022_37150_5413.N1	08-APR-2009 10:26:04	Bright	41.000	92	53Eps Cyg	2.5000	4500.0	82	37150	No
78	GOM_NL__2PRFIN20090408_105611_000000542078_00023_37151_5445.N1	08-APR-2009 10:56:11	Dark	53.500	38	20Eps Sgr	1.8360	11000.	107	37151	No
79	GOM_NL__2PRFIN20090408_110022_000000592078_00023_37151_5446.N1	08-APR-2009 11:00:22	Dark	58.500	25	35Lam Sco	1.6200	28000.	117	37151	No
80	GOM_NL__2PRFIN20090408_110809_000000462078_00023_37151_5447.N1	08-APR-2009 11:08:09	Straylight	46.000	109	Bet Lup	2.6770	26000.	92	37151	No
81	GOM_NL__2PRFIN20090408_112043_000000542078_00023_37151_5448.N1	08-APR-2009 11:20:43	Bright	53.500	15	67Alp Vir	0.97600	28000.	107	37151	No
82	GOM_NL__2PRFIN20090408_112758_000000432078_00023_37151_5449.N1	08-APR-2009 11:27:58	Bright	43.000	138	47Eps Vir	2.8280	4700.0	86	37151	No
83	GOM_NL__2PRFIN20090408_113619_000000492078_00023_37151_5450.N1	08-APR-2009 11:36:19	Bright	48.500	152	12Alp2CVn	2.8900	11000.	97	37151	No
84	GOM_NL__2PRFIN20090408_114101_000000472078_00023_37151_5451.N1	08-APR-2009 11:41:01	Bright	47.000	39	85Eta UMa	1.8540	24000.	94	37151	No
85	GOM_NL__2PRFIN20090408_114948_000000462078_00023_37151_5452.N1	08-APR-2009 11:49:48	Bright	46.000	119	14Eta Dra	2.7270	4700.0	92	37151	No
86	GOM_NL__2PRFIN20090408_120213_000000492078_00023_37151_5453.N1	08-APR-2009 12:02:13	Bright	48.500	144	18Del Cyg	2.8600	11000.	97	37151	No
87	GOM_NL__2PRFIN20090408_120425_000000452078_00023_37151_5454.N1	08-APR-2009 12:04:25	Bright	45.000	66	37Gam Cyg	2.2080	5900.0	90	37151	No
88	GOM_NL__2PRFIN20090408_120640_000000422078_00023_37151_5455.N1	08-APR-2009 12:06:40	Bright	42.000	92	53Eps Cyg	2.5000	4500.0	84	37151	No
89	GOM_NL__2PRFIN20090408_123648_000000592078_00024_37152_5543.N1	08-APR-2009 12:36:48	Dark	58.500	38	20Eps Sgr	1.8360	11000.	117	37152	No
90	GOM_NL__2PRFIN20090408_124100_000000652078_00024_37152_5544.N1	08-APR-2009 12:41:00	Dark	65.000	25	35Lam Sco	1.6200	28000.	130	37152	No
91	GOM_NL__2PRFIN20090408_124846_000000452078_00024_37152_5545.N1	08-APR-2009 12:48:46	Straylight	45.000	109	Bet Lup	2.6770	26000.	90	37152	No
92	GOM_NL__2PRFIN20090408_130119_000000462078_00024_37152_5546.N1	08-APR-2009 13:01:19	Bright	45.500	15	67Alp Vir	0.97600	28000.	91	37152	No
93	GOM_NL__2PRFIN20090408_130834_000000442078_00024_37152_5547.N1	08-APR-2009 13:08:34	Bright	43.500	138	47Eps Vir	2.8280	4700.0	87	37152	No
94	GOM_NL__2PRFIN20090408_131654_000000392078_00024_37152_5548.N1	08-APR-2009 13:16:54	Bright	38.500	152	12Alp2CVn	2.8900	11000.	77	37152	No
95	GOM_NL__2PRFIN20090408_132136_000000442078_00024_37152_5549.N1	08-APR-2009 13:21:36	Bright	44.000	39	85Eta UMa	1.8540	24000.	88	37152	No
96	GOM_NL__2PRFIN20090408_133023_000000452078_00024_37152_5550.N1	08-APR-2009 13:30:23	Bright	45.000	119	14Eta Dra	2.7270	4700.0	90	37152	No
97	GOM_NL__2PRFIN20090408_134249_000000522078_00024_37152_5551.N1	08-APR-2009 13:42:49	Bright	51.500	144	18Del Cyg	2.8600	11000.	103	37152	No
98	GOM_NL__2PRFIN20090408_134501_000000452078_00024_37152_5552.N1	08-APR-2009 13:45:01	Bright	44.500	66	37Gam Cyg	2.2080	5900.0	89	37152	No
99	GOM_NL__2PRFIN20090408_134716_000000422078_00024_37152_5553.N1	08-APR-2009 13:47:16	Bright	42.000	92	53Eps Cyg	2.5000	4500.0	84	37152	No
100	GOM_NL__2PRFIN20090408_141407_000000022078_00025_37153_5573.N1	08-APR-2009 14:14:07	Dark	2.0000	57	34Sig Sgr	2.0660	26000.	4	37153	No
101	GOM_NL__2PRFIN20090408_141726_000000602078_00025_37153_5574.N1	08-APR-2009 14:17:26	Dark	59.500	38	20Eps Sgr	1.8360	11000.	119	37153	No

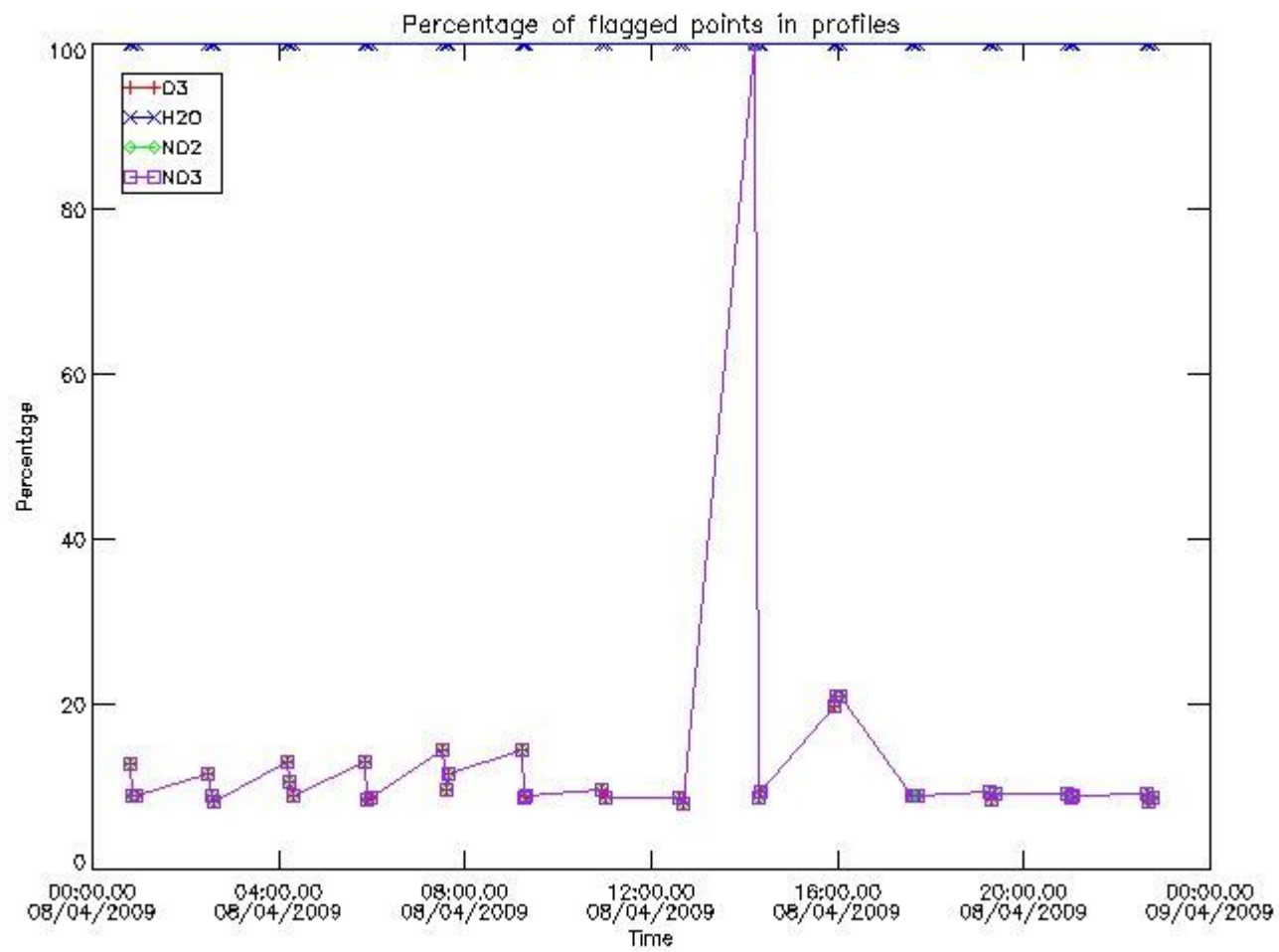
102	GOM_NL__2PRFIN20090408_142137_000000542078_00025_37153_5575.N1	08-APR-2009 14:21:37	Dark	54.000	25	35Lam Sco	1.6200	28000.	108	37153	No
103	GOM_NL__2PRFIN20090408_142923_000000392078_00025_37153_5576.N1	08-APR-2009 14:29:23	Straylight	38.500	109	Bet Lup	2.6770	26000.	77	37153	No
104	GOM_NL__2PRFIN20090408_144155_000000382078_00025_37153_5577.N1	08-APR-2009 14:41:55	Bright	38.000	15	67Alp Vir	0.97600	28000.	76	37153	No
105	GOM_NL__2PRFIN20090408_144909_000000382078_00025_37153_5578.N1	08-APR-2009 14:49:09	Bright	38.000	138	47Eps Vir	2.8280	4700.0	76	37153	No
106	GOM_NL__2PRFIN20090408_145730_000000382078_00025_37153_5579.N1	08-APR-2009 14:57:30	Bright	38.000	152	12Alp2CVn	2.8900	11000.	76	37153	No
107	GOM_NL__2PRFIN20090408_150212_000000412078_00025_37153_5580.N1	08-APR-2009 15:02:12	Bright	41.000	39	85Eta UMa	1.8540	24000.	82	37153	No
108	GOM_NL__2PRFIN20090408_151058_000000412078_00025_37153_5581.N1	08-APR-2009 15:10:58	Bright	40.500	119	14Eta Dra	2.7270	4700.0	81	37153	No
109	GOM_NL__2PRFIN20090408_152325_000000382078_00025_37153_5582.N1	08-APR-2009 15:23:25	Bright	37.500	144	18Del Cyg	2.8600	11000.	75	37153	No
110	GOM_NL__2PRFIN20090408_152537_000000352078_00025_37153_5583.N1	08-APR-2009 15:25:37	Bright	34.500	66	37Gam Cyg	2.2080	5900.0	69	37153	No
111	GOM_NL__2PRFIN20090408_152752_000000332078_00025_37153_5584.N1	08-APR-2009 15:27:52	Bright	33.000	92	53Eps Cyg	2.5000	4500.0	66	37153	No
112	GOM_NL__2PRFIN20090408_155444_000000262078_00026_37154_5596.N1	08-APR-2009 15:54:44	Dark	26.000	57	34Sig Sgr	2.0660	26000.	52	37154	No
113	GOM_NL__2PRFIN20090408_155803_000000252078_00026_37154_5597.N1	08-APR-2009 15:58:03	Dark	24.500	38	20Eps Sgr	1.8360	11000.	49	37154	No
114	GOM_NL__2PRFIN20090408_160214_000000252078_00026_37154_5598.N1	08-APR-2009 16:02:14	Dark	24.500	25	35Lam Sco	1.6200	28000.	49	37154	No
115	GOM_NL__2PRFIN20090408_160959_000000172078_00026_37154_5599.N1	08-APR-2009 16:09:59	Straylight	16.500	109	Bet Lup	2.6770	26000.	33	37154	No
116	GOM_NL__2PRFIN20090408_162231_000000152078_00026_37154_5600.N1	08-APR-2009 16:22:31	Twi_and_stray	15.000	15	67Alp Vir	0.97600	28000.	30	37154	No
117	GOM_NL__2PRFIN20090408_162945_000000162078_00026_37154_5601.N1	08-APR-2009 16:29:45	Twi_and_stray	16.000	138	47Eps Vir	2.8280	4700.0	32	37154	No
118	GOM_NL__2PRFIN20090408_163806_000000172078_00026_37154_5602.N1	08-APR-2009 16:38:06	Twi_and_stray	16.500	152	12Alp2CVn	2.8900	11000.	33	37154	No
119	GOM_NL__2PRFIN20090408_164247_000000182078_00026_37154_5603.N1	08-APR-2009 16:42:47	Twi_and_stray	18.000	39	85Eta UMa	1.8540	24000.	36	37154	No
120	GOM_NL__2PRFIN20090408_165134_000000172078_00026_37154_5604.N1	08-APR-2009 16:51:34	Twi_and_stray	16.500	119	14Eta Dra	2.7270	4700.0	33	37154	No
121	GOM_NL__2PRFIN20090408_170402_000000112078_00026_37154_5605.N1	08-APR-2009 17:04:02	Straylight	11.000	144	18Del Cyg	2.8600	11000.	22	37154	No
122	GOM_NL__2PRFIN20090408_170614_000000102078_00026_37154_5606.N1	08-APR-2009 17:06:14	Straylight	9.5000	66	37Gam Cyg	2.2080	5900.0	19	37154	No
123	GOM_NL__2PRFIN20090408_170830_000000092078_00026_37154_5607.N1	08-APR-2009 17:08:30	Straylight	8.5000	92	53Eps Cyg	2.5000	4500.0	17	37154	No
124	GOM_NL__2PRFIN20090408_173501_000000582078_00026_37154_5616.N1	08-APR-2009 17:35:01	Dark	57.500	103	38Zet Sgr	2.6000	9700.0	115	37154	No
125	GOM_NL__2PRFIN20090408_173841_000000582078_00027_37155_5617.N1	08-APR-2009 17:38:41	Dark	57.500	38	20Eps Sgr	1.8360	11000.	115	37155	No
126	GOM_NL__2PRFIN20090408_174252_000000582078_00027_37155_5618.N1	08-APR-2009 17:42:52	Dark	57.500	25	35Lam Sco	1.6200	28000.	115	37155	No
127	GOM_NL__2PRFIN20090408_175036_000000402078_00027_37155_5619.N1	08-APR-2009 17:50:36	Straylight	40.000	109	Bet Lup	2.6770	26000.	80	37155	No
128	GOM_NL__2PRFIN20090408_180307_000000422078_00027_37155_5620.N1	08-APR-2009 18:03:07	Bright	41.500	15	67Alp Vir	0.97600	28000.	83	37155	No
129	GOM_NL__2PRFIN20090408_181021_000000412078_00027_37155_5621.N1	08-APR-2009 18:10:21	Bright	40.500	138	47Eps Vir	2.8280	4700.0	81	37155	No
130	GOM_NL__2PRFIN20090408_181841_000000402078_00027_37155_5622.N1	08-APR-2009 18:18:41	Bright	39.500	152	12Alp2CVn	2.8900	11000.	79	37155	No
131	GOM_NL__2PRFIN20090408_182323_000000422078_00027_37155_5623.N1	08-APR-2009 18:23:23	Bright	41.500	39	85Eta UMa	1.8540	24000.	83	37155	No
132	GOM_NL__2PRFIN20090408_183209_000000442078_00027_37155_5624.N1	08-APR-2009 18:32:09	Bright	44.000	119	14Eta Dra	2.7270	4700.0	88	37155	No
133	GOM_NL__2PRFIN20090408_184437_000000412078_00027_37155_5625.N1	08-APR-2009 18:44:37	Bright	40.500	144	18Del Cyg	2.8600	11000.	81	37155	No
134	GOM_NL__2PRFIN20090408_184649_000000372078_00027_37155_5626.N1	08-APR-2009 18:46:49	Bright	36.500	66	37Gam Cyg	2.2080	5900.0	73	37155	No
135	GOM_NL__2PRFIN20090408_184905_000000352078_00027_37155_5627.N1	08-APR-2009 18:49:05	Bright	35.000	92	53Eps Cyg	2.5000	4500.0	70	37155	No
136	GOM_NL__2PRFIN20090408_191539_000000552078_00028_37156_5631.N1	08-APR-2009 19:15:39	Dark	54.500	103	38Zet Sgr	2.6000	9700.0	109	37156	No
137	GOM_NL__2PRFIN20090408_191918_000000612078_00028_37156_5632.N1	08-APR-2009 19:19:18	Dark	60.500	38	20Eps Sgr	1.8360	11000.	121	37156	No
138	GOM_NL__2PRFIN20090408_192329_000000562078_00028_37156_5633.N1	08-APR-2009 19:23:29	Dark	56.000	25	35Lam Sco	1.6200	28000.	112	37156	No
139	GOM_NL__2PRFIN20090408_193113_000000412078_00028_37156_5634.N1	08-APR-2009 19:31:13	Straylight	41.000	109	Bet Lup	2.6770	26000.	82	37156	No
140	GOM_NL__2PRFIN20090408_194343_000000402078_00028_37156_5635.N1	08-APR-2009 19:43:43	Bright	40.000	15	67Alp Vir	0.97600	28000.	80	37156	No
141	GOM_NL__2PRFIN20090408_195057_000000402078_00028_37156_5636.N1	08-APR-2009 19:50:57	Bright	40.000	138	47Eps Vir	2.8280	4700.0	80	37156	No
142	GOM_NL__2PRFIN20090408_195917_000000392078_00028_37156_5637.N1	08-APR-2009 19:59:17	Bright	38.500	152	12Alp2CVn	2.8900	11000.	77	37156	No
143	GOM_NL__2PRFIN20090408_200358_000000442078_00028_37156_5638.N1	08-APR-2009 20:03:58	Bright	43.500	39	85Eta UMa	1.8540	24000.	87	37156	No
144	GOM_NL__2PRFIN20090408_201244_000000432078_00028_37156_5639.N1	08-APR-2009 20:12:44	Bright	43.000	119	14Eta Dra	2.7270	4700.0	86	37156	No
145	GOM_NL__2PRFIN20090408_202513_000000402078_00028_37156_5640.N1	08-APR-2009 20:25:13	Bright	39.500	144	18Del Cyg	2.8600	11000.	79	37156	No
146	GOM_NL__2PRFIN20090408_202725_000000362078_00028_37156_5641.N1	08-APR-2009 20:27:25	Bright	36.000	66	37Gam Cyg	2.2080	5900.0	72	37156	No
147	GOM_NL__2PRFIN20090408_202941_000000352078_00028_37156_5642.N1	08-APR-2009 20:29:41	Bright	34.500	92	53Eps Cyg	2.5000	4500.0	69	37156	No
148	GOM_NL__2PRFIN20090408_205616_000000562078_00029_37157_5648.N1	08-APR-2009 20:56:16	Dark	56.000	103	38Zet Sgr	2.6000	9700.0	112	37157	No
149	GOM_NL__2PRFIN20090408_205956_000000592078_00029_37157_5649.N1	08-APR-2009 20:59:56	Dark	59.000	38	20Eps Sgr	1.8360	11000.	118	37157	No
150	GOM_NL__2PRFIN20090408_210406_000000572078_00029_37157_5650.N1	08-APR-2009 21:04:06	Dark	56.500	25	35Lam Sco	1.6200	28000.	113	37157	No
151	GOM_NL__2PRFIN20090408_211149_000000402078_00029_37157_5651.N1	08-APR-2009 21:11:49	Straylight	40.000	109	Bet Lup	2.6770	26000.	80	37157	No
152	GOM_NL__2PRFIN20090408_212419_000000402078_00029_37157_5652.N1	08-APR-2009 21:24:19	Bright	40.000	15	67Alp Vir	0.97600	28000.	80	37157	No
153	GOM_NL__2PRFIN20090408_213132_000000402078_00029_37157_5653.N1	08-APR-2009 21:31:32	Bright	40.000	138	47Eps Vir	2.8280	4700.0	80	37157	No
154	GOM_NL__2PRFIN20090408_213953_000000392078_00029_37157_5654.N1	08-APR-2009 21:39:53	Bright	39.000	152	12Alp2CVn	2.8900	11000.	78	37157	No
155	GOM_NL__2PRFIN20090408_214433_000000432078_00029_37157_5655.N1	08-APR-2009 21:44:33	Bright	43.000	39	85Eta UMa	1.8540	24000.	86	37157	No
156	GOM_NL__2PRFIN20090408_215319_000000422078_00029_37157_5656.N1	08-APR-2009 21:53:19	Bright	41.500	119	14Eta Dra	2.7270	4700.0	83	37157	No
157	GOM_NL__2PRFIN20090408_220548_000000402078_00029_37157_5657.N1	08-APR-2009 22:05:48	Bright	40.000	144	18Del Cyg	2.8600	11000.	80	37157	No
158	GOM_NL__2PRFIN20090408_220801_000000372078_00029_37157_5658.N1	08-APR-2009 22:08:01	Bright	36.500	66	37Gam Cyg	2.2080	5900.0	73	37157	No
159	GOM_NL__2PRFIN20090408_221017_000000342078_00029_37157_5659.N1	08-APR-2009 22:10:17	Bright	33.500	92	53Eps Cyg	2.5000	4500.0	67	37157	No
160	GOM_NL__2PRFIN20090408_223654_000000552078_00030_37158_5667.N1	08-APR-2009 22:36:54	Dark	55.000	103	38Zet Sgr	2.6000	9700.0	110	37158	No

161	GOM_NL__2PRFIN20090408_224033_000000622078_00030_37158_5668.N1	08-APR-2009 22:40:33	Dark	62.000	38	20Eps Sgr	1.8360	11000.	124	37158	No
162	GOM_NL__2PRFIN20090408_224444_000000592078_00030_37158_5669.N1	08-APR-2009 22:44:44	Dark	59.000	25	35Lam Sco	1.6200	28000.	118	37158	No
163	GOM_NL__2PRFIN20090408_225226_000000372078_00030_37158_5670.N1	08-APR-2009 22:52:26	Straylight	37.000	109	Bet Lup	2.6770	26000.	74	37158	No
164	GOM_NL__2PRFIN20090408_230455_000000432078_00030_37158_5671.N1	08-APR-2009 23:04:55	Bright	42.500	15	67Alp Vir	0.97600	28000.	85	37158	No
165	GOM_NL__2PRFIN20090408_231208_000000432078_00030_37158_5672.N1	08-APR-2009 23:12:08	Bright	43.000	138	47Eps Vir	2.8280	4700.0	86	37158	No
166	GOM_NL__2PRFIN20090408_232028_000000382078_00030_37158_5673.N1	08-APR-2009 23:20:28	Bright	38.000	152	12Alp2CVn	2.8900	11000.	76	37158	No
167	GOM_NL__2PRFIN20090408_232509_000000412078_00030_37158_5674.N1	08-APR-2009 23:25:09	Bright	40.500	39	85Eta UMa	1.8540	24000.	81	37158	No
168	GOM_NL__2PRFIN20090408_233354_000000452078_00030_37158_5675.N1	08-APR-2009 23:33:54	Bright	44.500	119	14Eta Dra	2.7270	4700.0	89	37158	No
169	GOM_NL__2PRFIN20090408_234624_000000392078_00030_37158_5676.N1	08-APR-2009 23:46:24	Bright	39.000	144	18Del Cyg	2.8600	11000.	78	37158	No
170	GOM_NL__2PRFIN20090408_234837_000000352078_00030_37158_5677.N1	08-APR-2009 23:48:37	Bright	35.000	66	37Gam Cyg	2.2080	5900.0	70	37158	No

### 3. Quality information per product

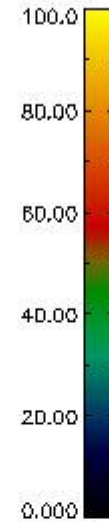
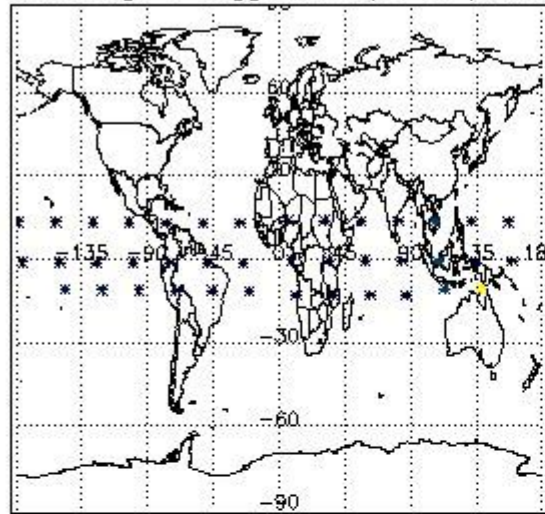
In this section it is plotted some information contained in the Quality Summary data set of the level 2 products. Only products in dark limb conditions and without errors (error flag in the MPH set to "0") are used.

#### 3.1 Plot quality information per product (time dependant)

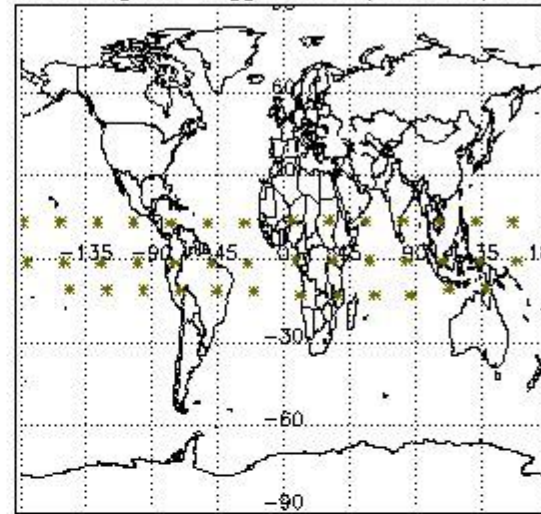


#### 3.2 Plot quality information per product (world map)


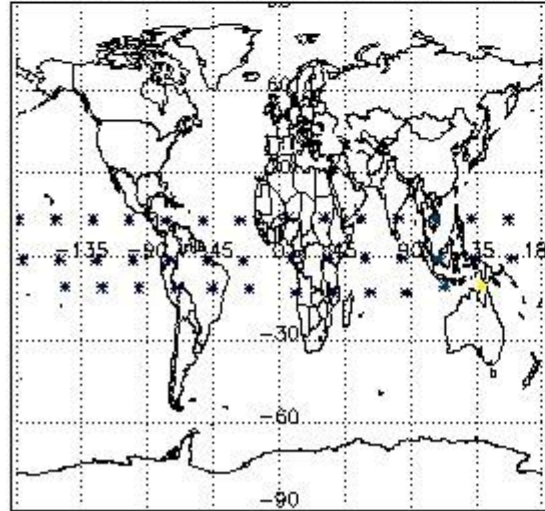
Percentage of flagged data per O3 profile



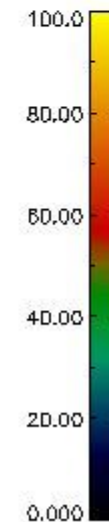
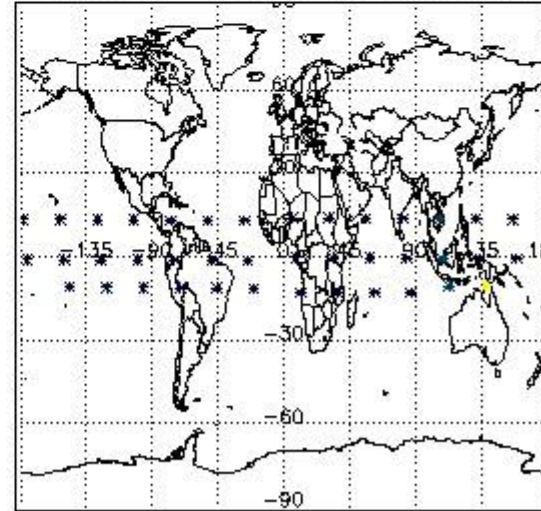
Percentage of flagged data per H2O profile



Percentage of flagged data per NO2 profile



Percentage of flagged data per NO3 profile

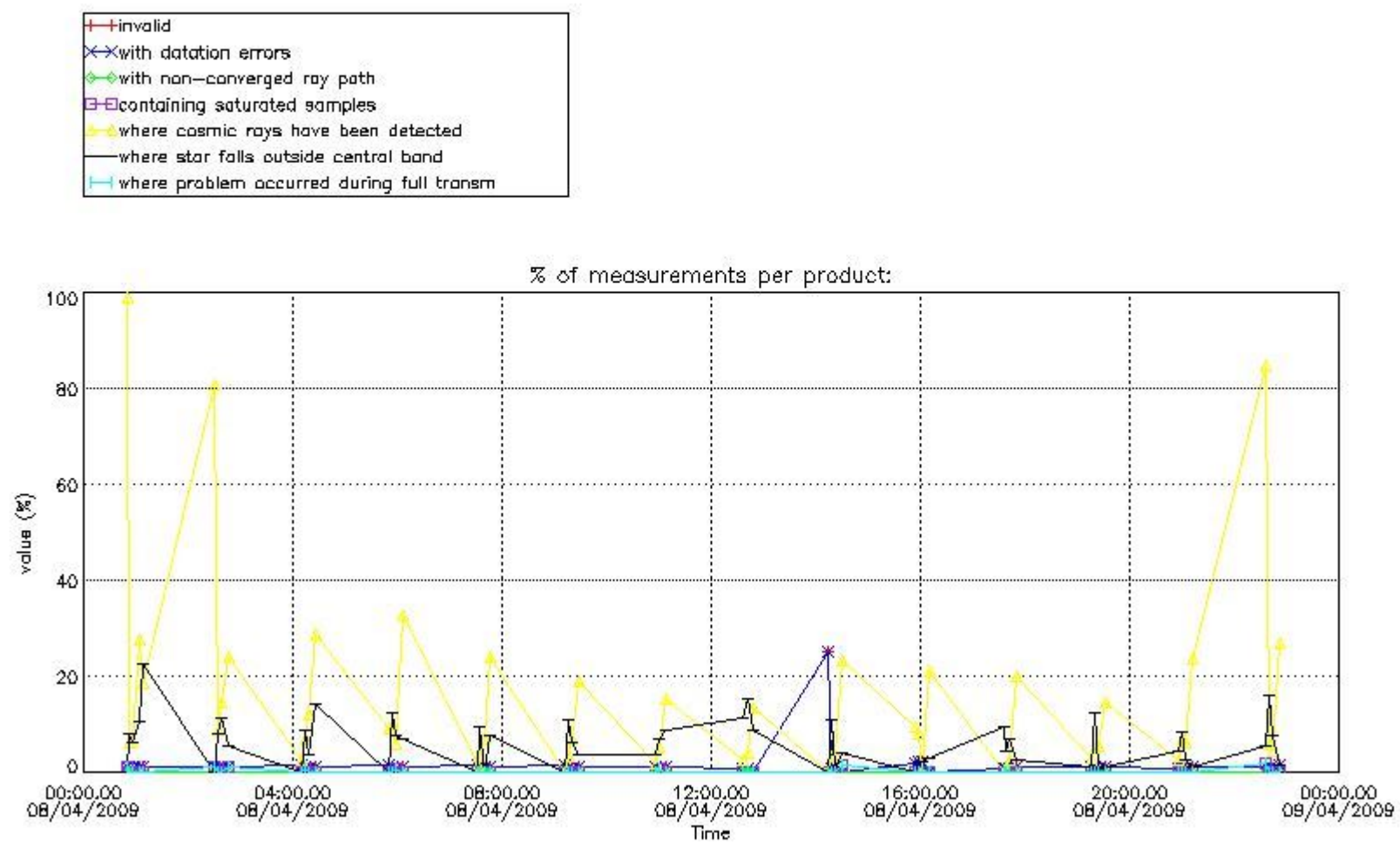


#### 4. Level 1 quality information per product

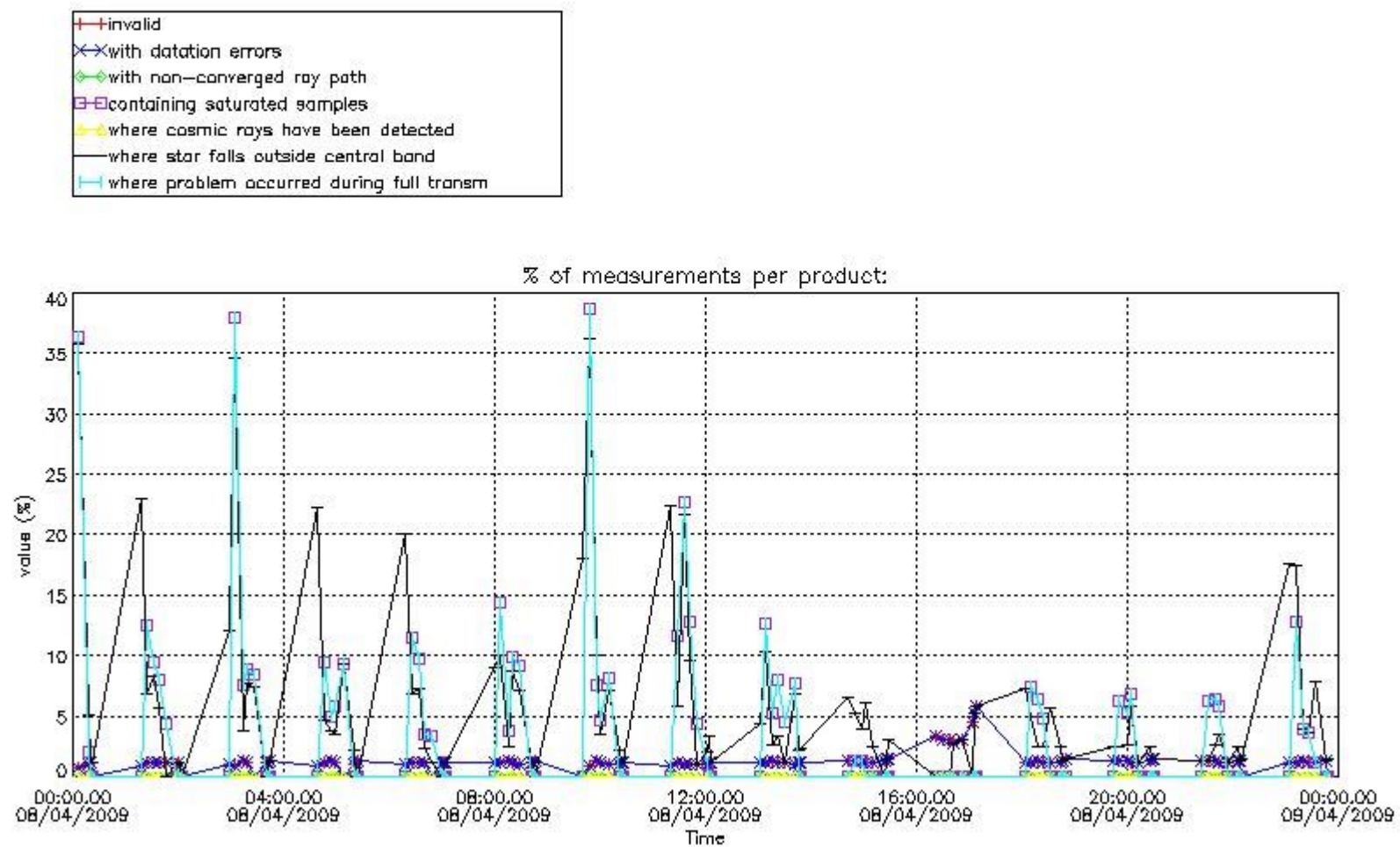
In this section it is plotted some information contained in the Quality Summary data set of the level 2 products that comes from the level 1b processing. Products without errors (error flag in the MPH set to "0") are used.

##### 4.1 Plot quality information per product (time dependant) coming from level 1b processing

###### 4.1.1 Plot level 1 quality information per product (time dependant): ENVISAT ASCENDING passes



4.1.2 Plot level 1 quality information per product (time dependant): ENVI SAT DESCENDING passes

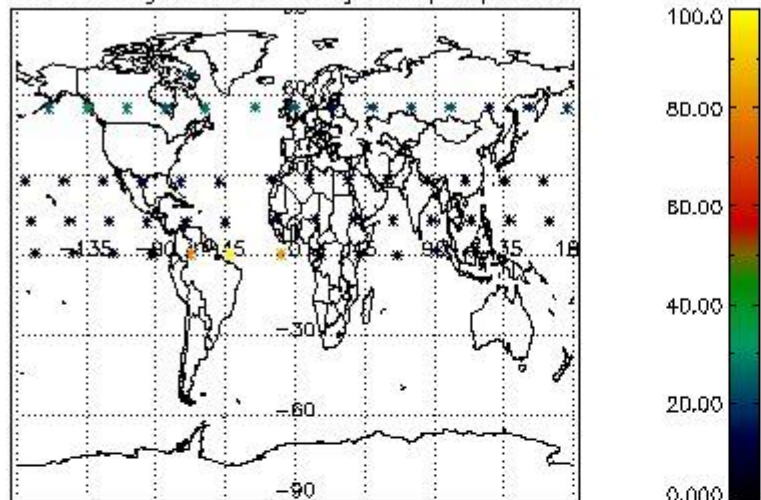


*4.2 Plot quality information per product coming from level 1b processing (world map)*

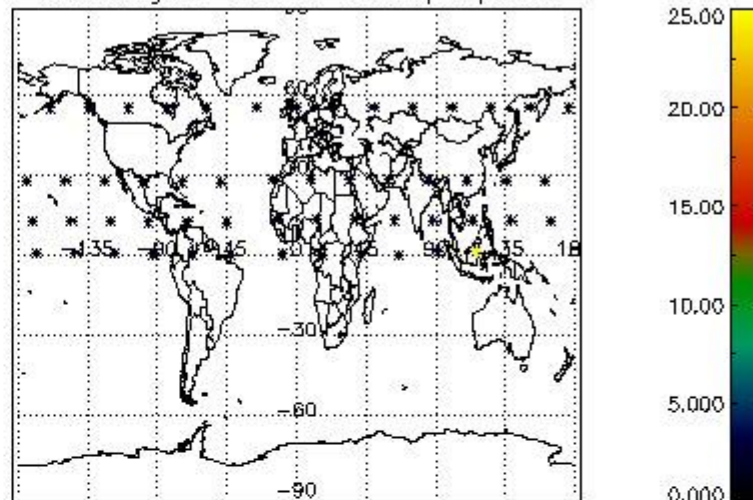
*4.2.1 Plot level 1 quality information per product (world map): ENVISAT ASCENDING passes*



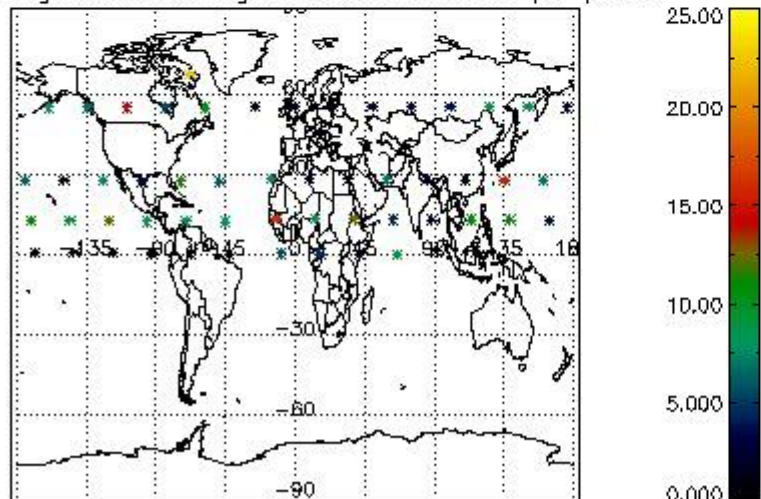
Percentage of cosmic ray hits per profile



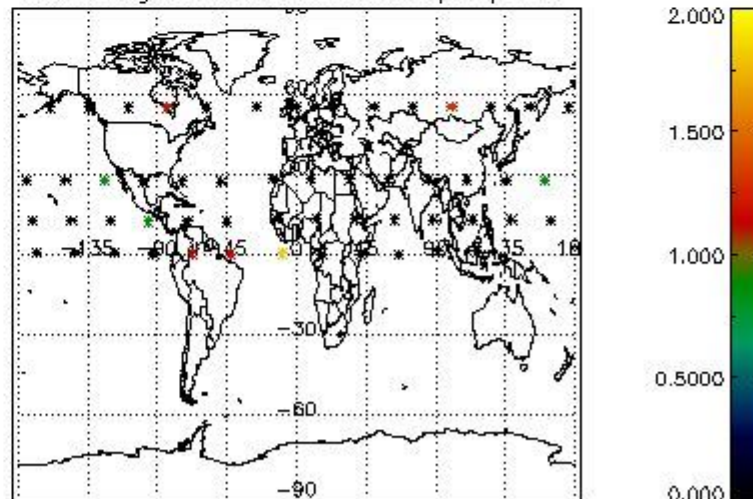
Percentage of datation errors per profile



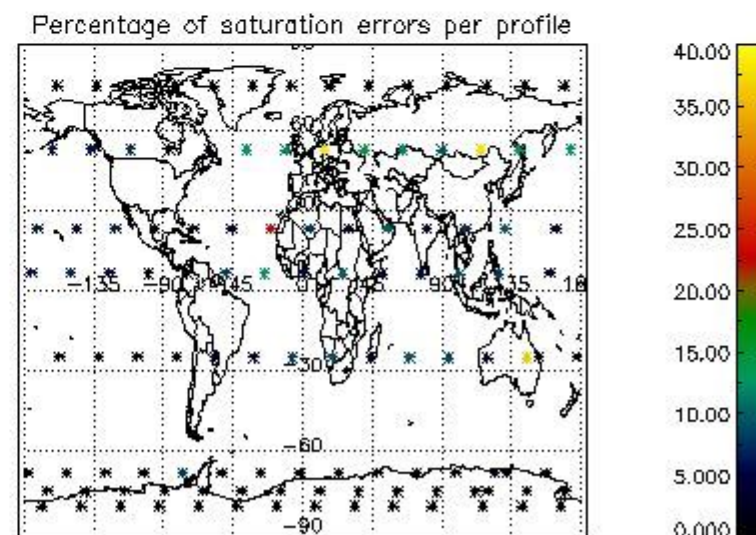
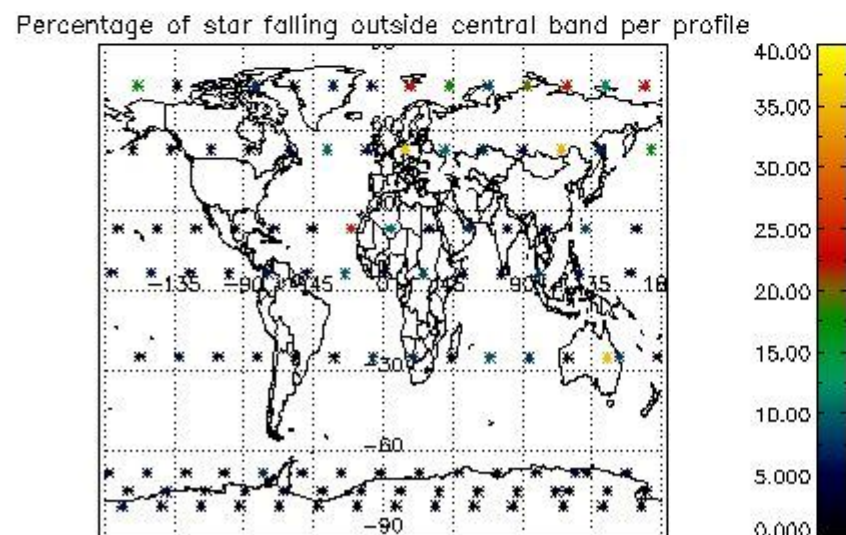
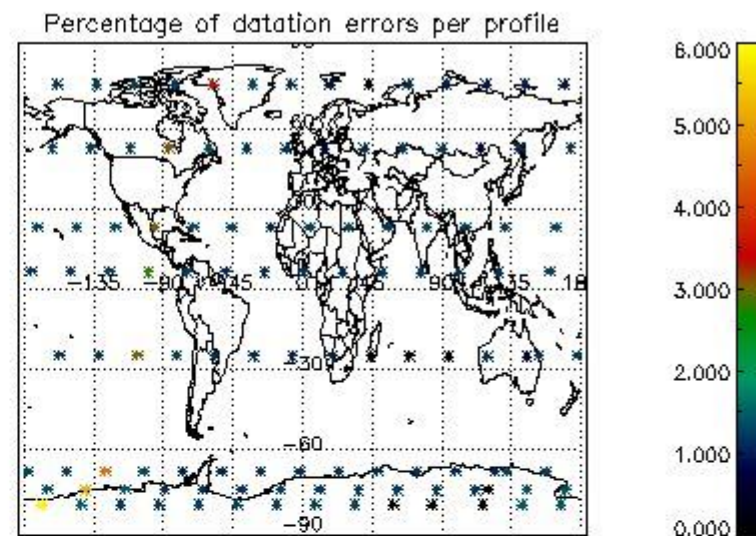
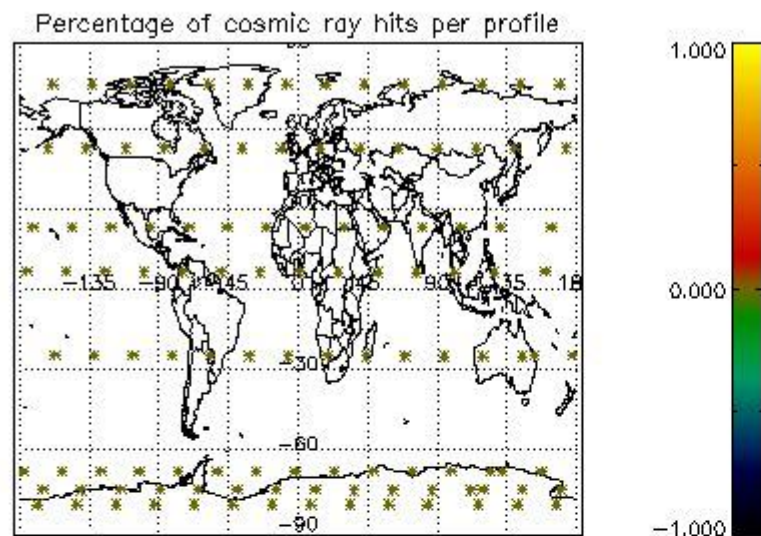
Percentage of star falling outside central band per profile



Percentage of saturation errors per profile



4.2.2 Plot level 1 quality information per product (world map): ENVISAT DESCENDING passes



## 5. Trace gas profiles

### 5.1 Ozone statistics based on quality of products

The final quality of the products can be "measured" using the STD (Standard Deviation) attached to every point profile. This information is written to the parameter GOM\_NL\_\_2P/NL\_LOCAL\_SPECIES\_DENSITY/o3\_std of the level 2 products. The table below shows the statistics for given STD ranges.

The statistics are given with respect to the overall valid production:

- Products without fatal errors: GOM\_NL\_\_2P/MPH/PRODUCT\_ERR=0
- Valid point profile: GOM\_NL\_\_2P/NL\_LOCAL\_SPECIES\_DENSITY/pcd(0)=0

The 'Criteria' is applied to valid points of dark limb products:

- Products in dark limb illumination condition: GOM\_NL\_\_2P/NL\_SUMMARY\_QUALITY/obs\_ill\_cond=0
- Products without fatal errors: GOM\_NL\_\_2P/MPH/PRODUCT\_ERR=0
- Valid point profile: GOM\_NL\_\_2P/NL\_LOCAL\_SPECIES\_DENSITY/pcd(0)=0

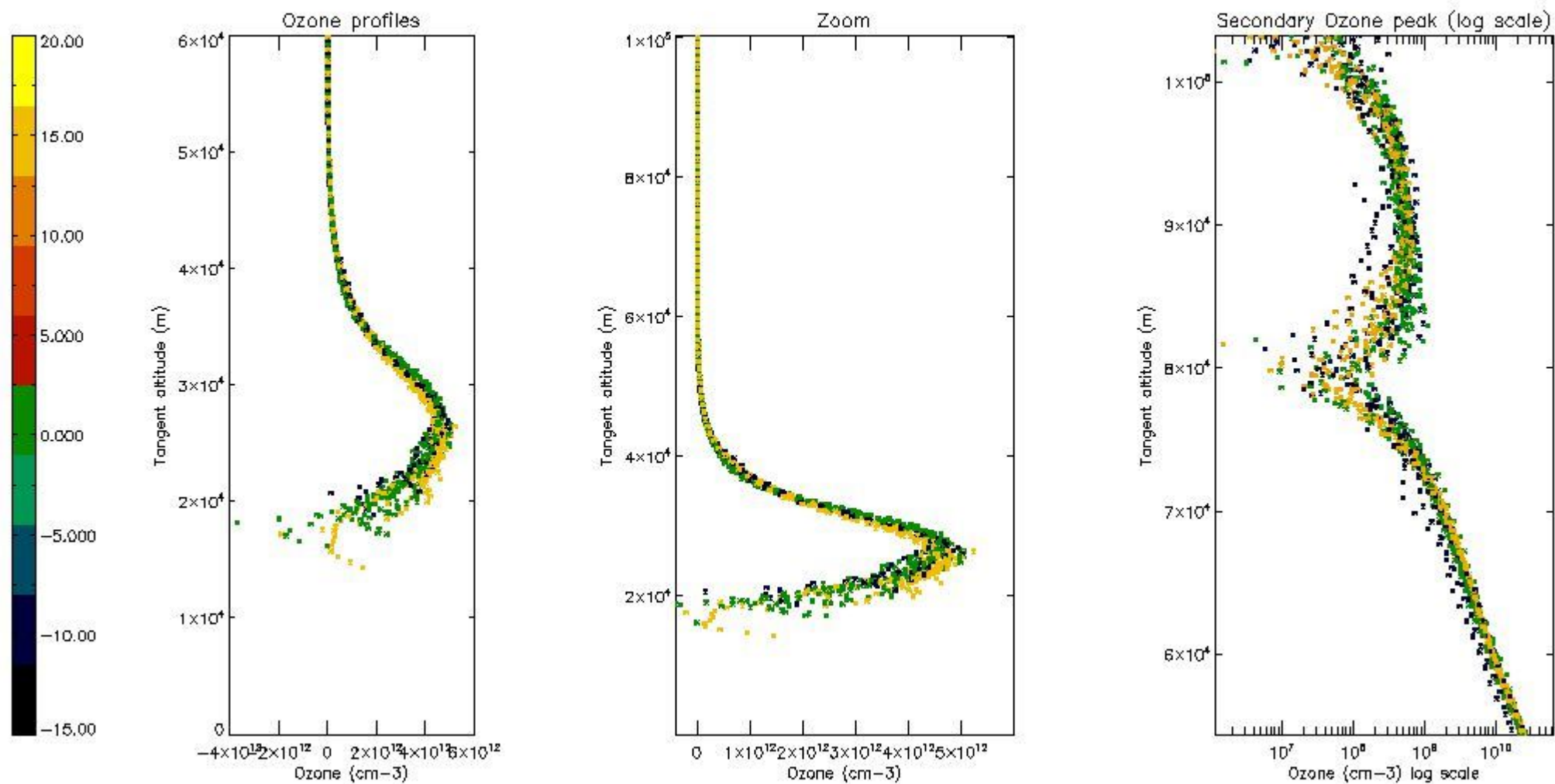
So, the table below shows the percentage of dark limb and valid observations for each criteria with respect to the overall valid daily observations.

Criteria	% of total production
All STD	29
STD < 20	19

STD < 10	16
STD < 5	13

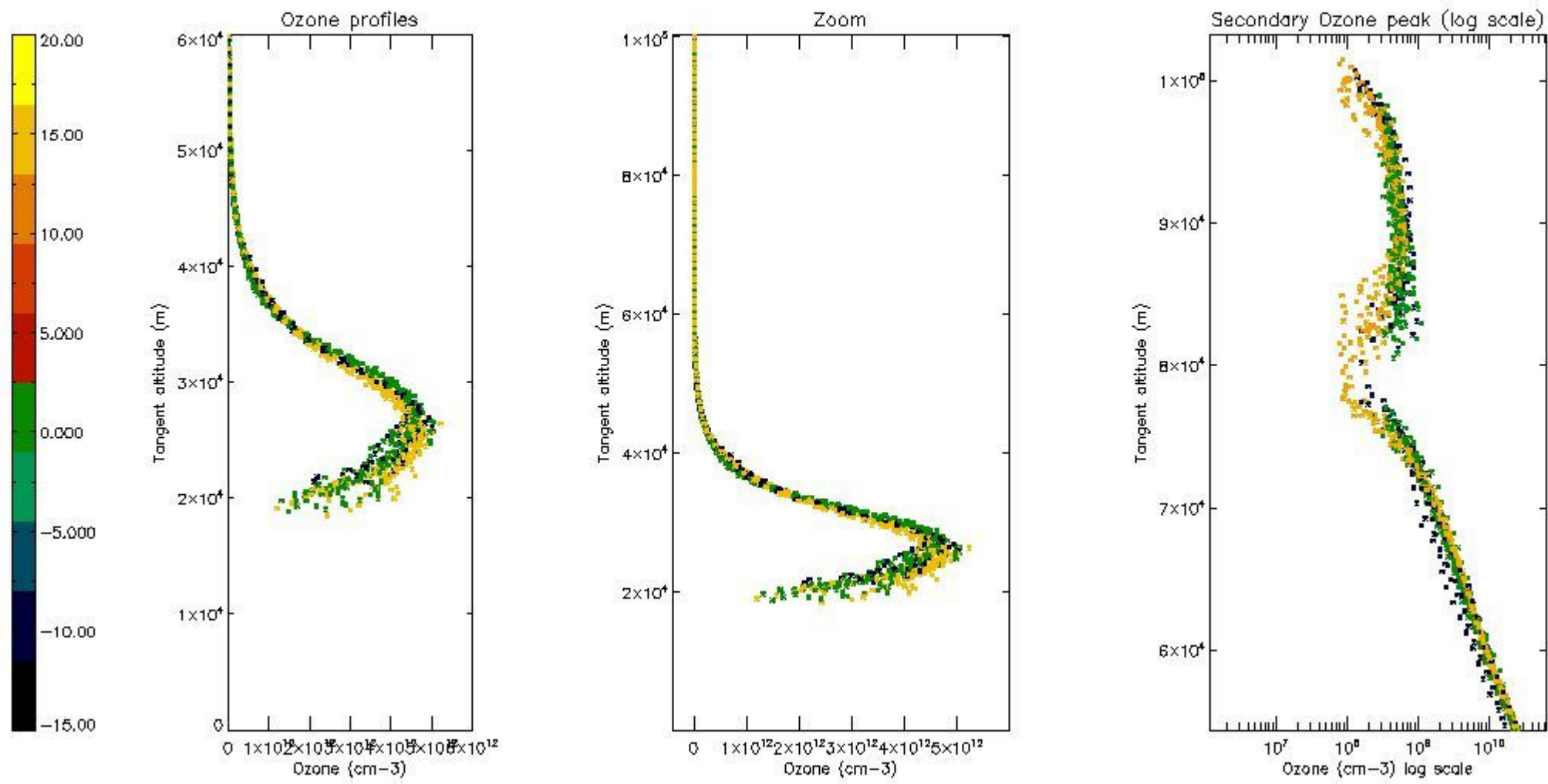
5.2 Plot ozone profiles for all STD (dark without errors)

The colorbar represents the latitude.



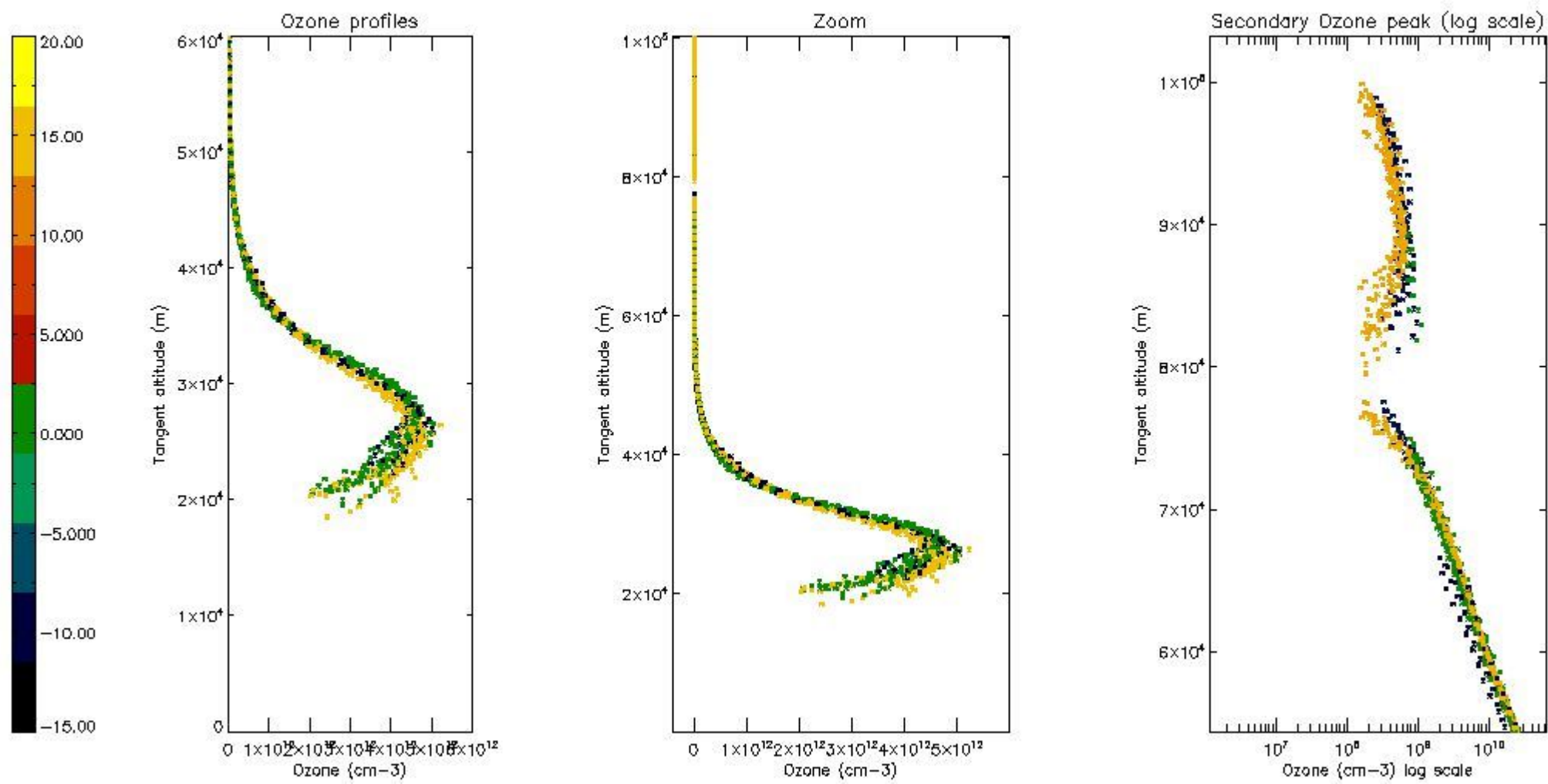
5.3 Plot ozone profiles where STD < 20% (dark without errors)

The colorbar represents the latitude.



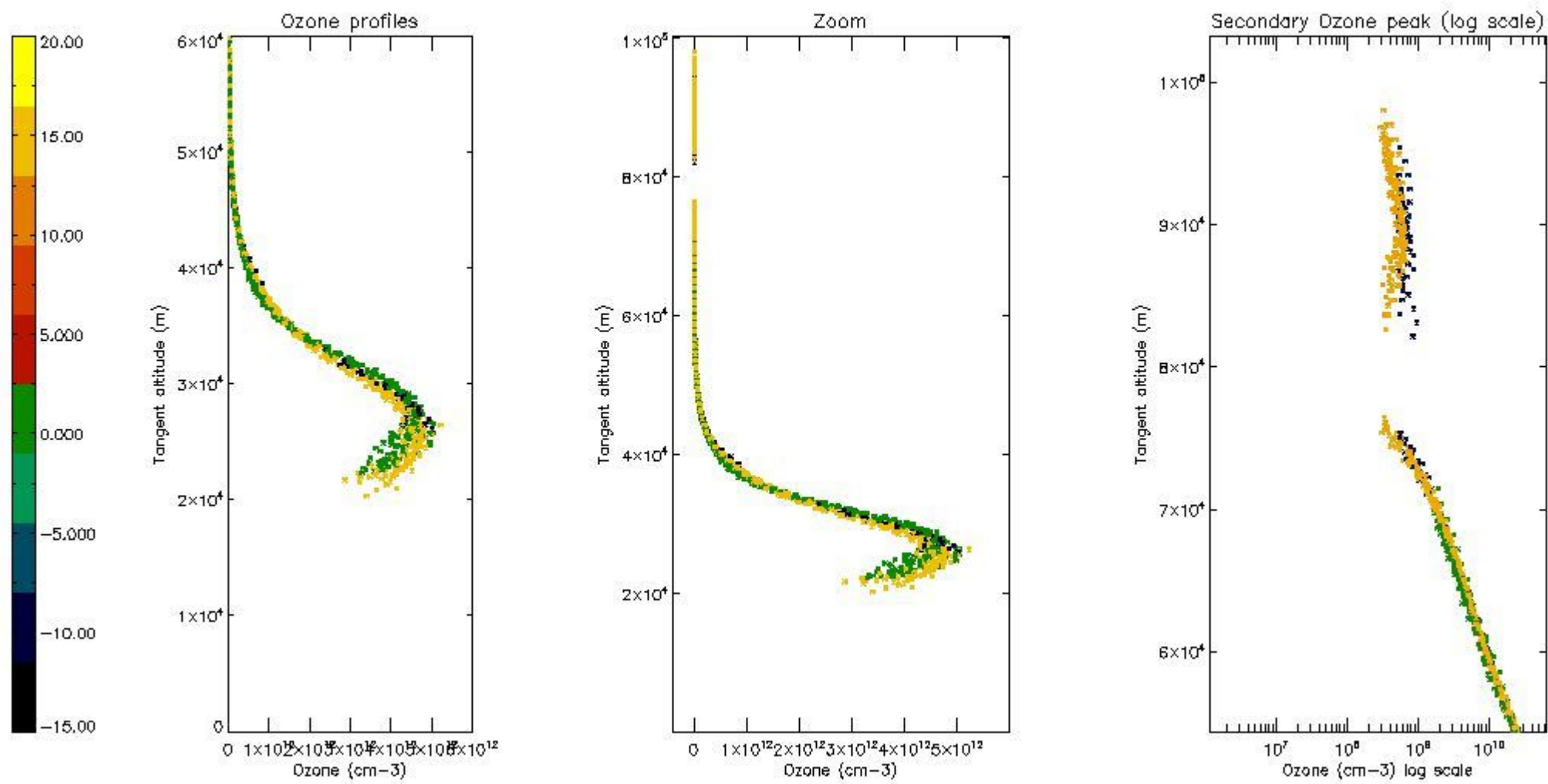
*5.4 Plot ozone profiles where STD < 10% (dark without errors)*

The colorbar represents the latitude.



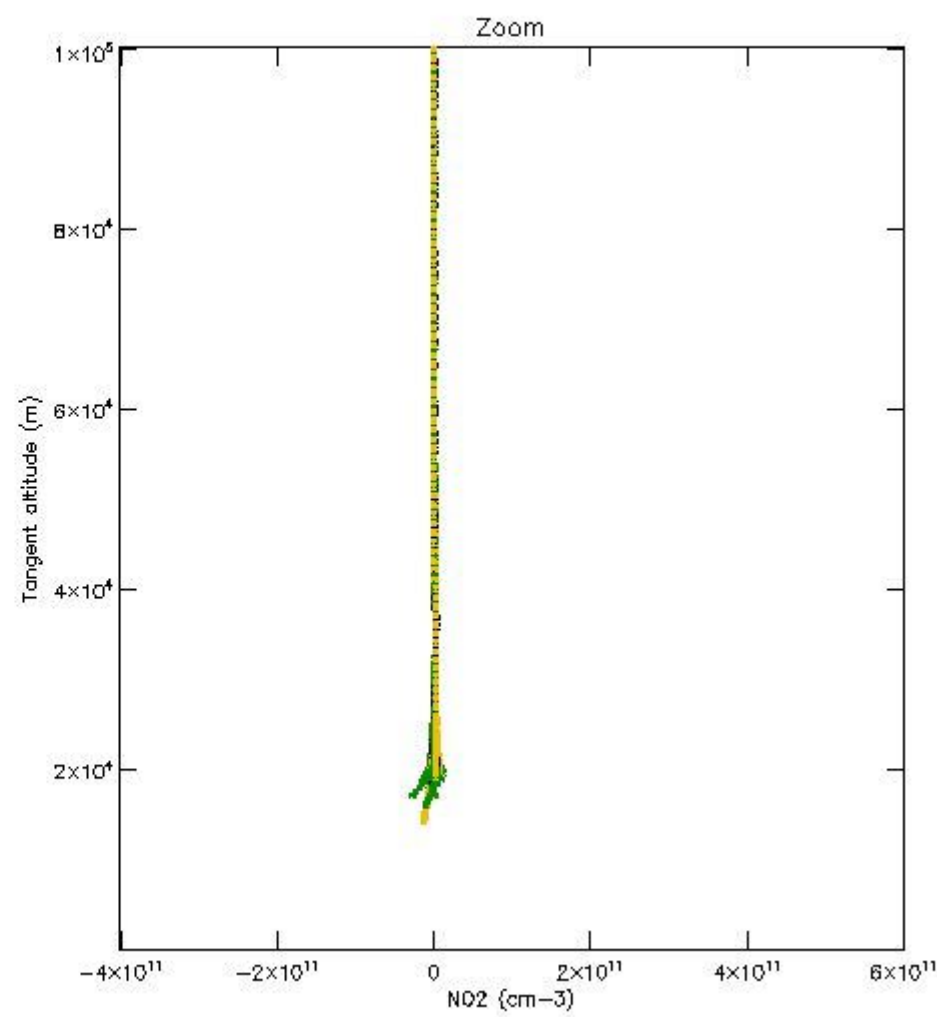
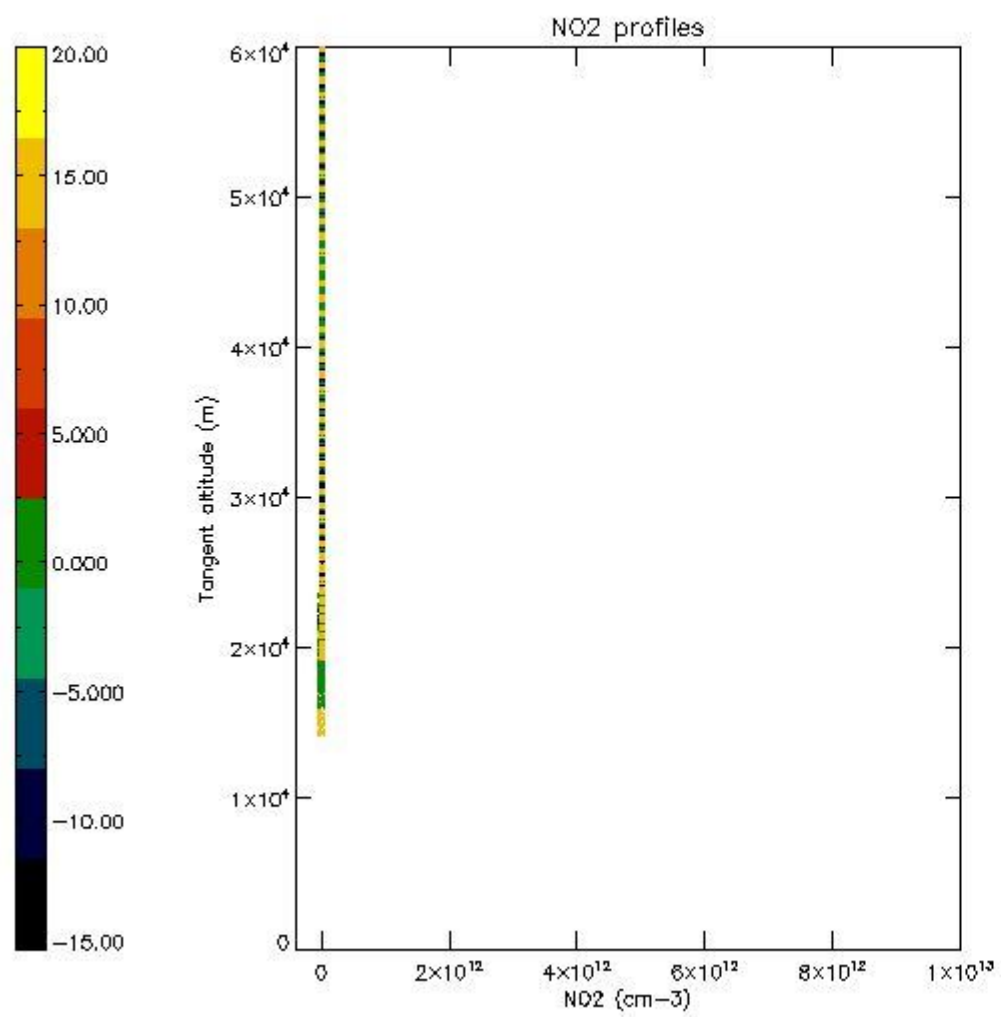
*5.5 Plot ozone profiles where STD < 5% (dark without errors)*

The colorbar represents the latitude.



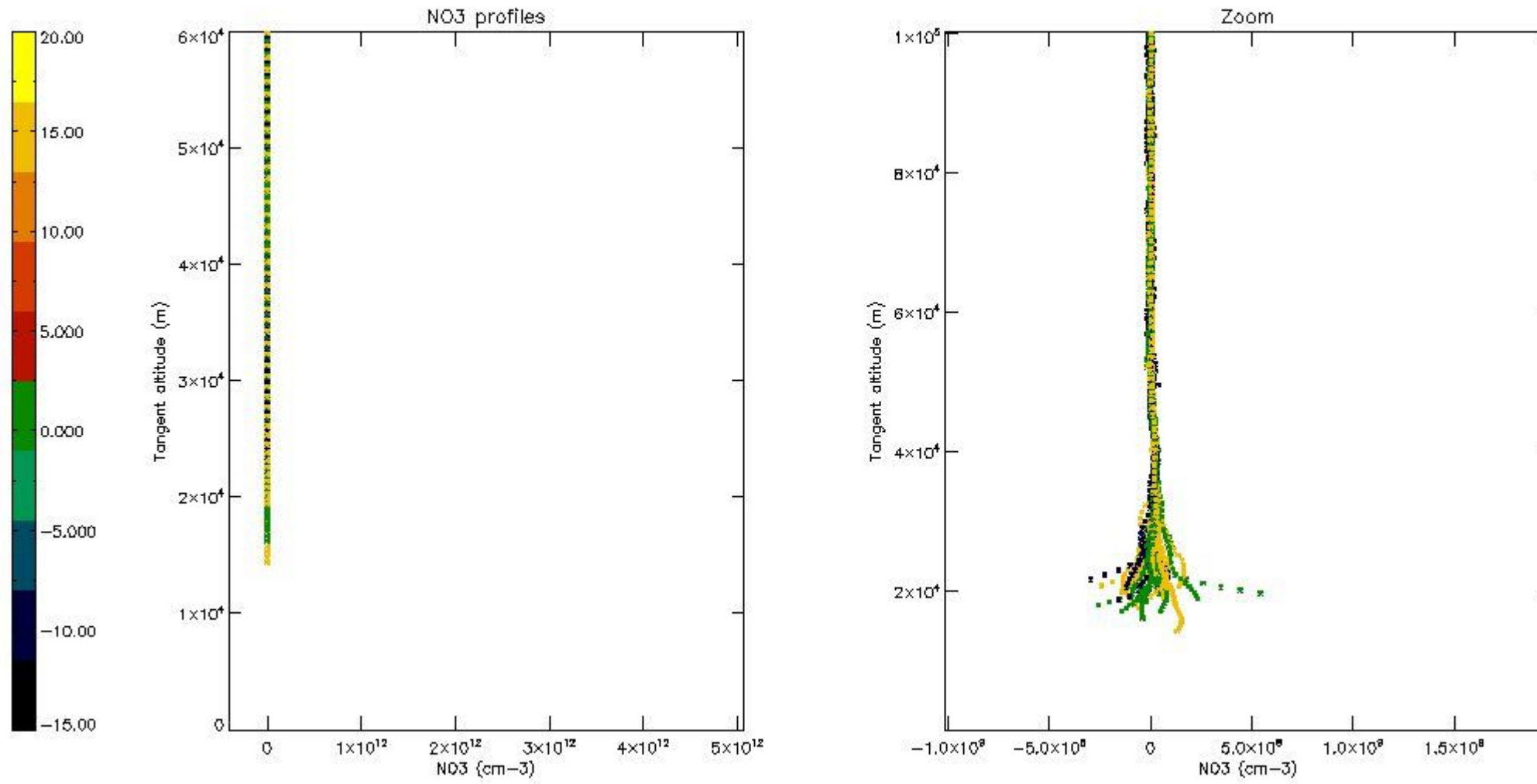
*5.6 Plot NO<sub>2</sub> profiles for all STD (dark without errors)*

The colorbar represents the latitude.



*5.7 Plot NO3 profiles for all STD (dark without errors)*

The colorbar represents the latitude.

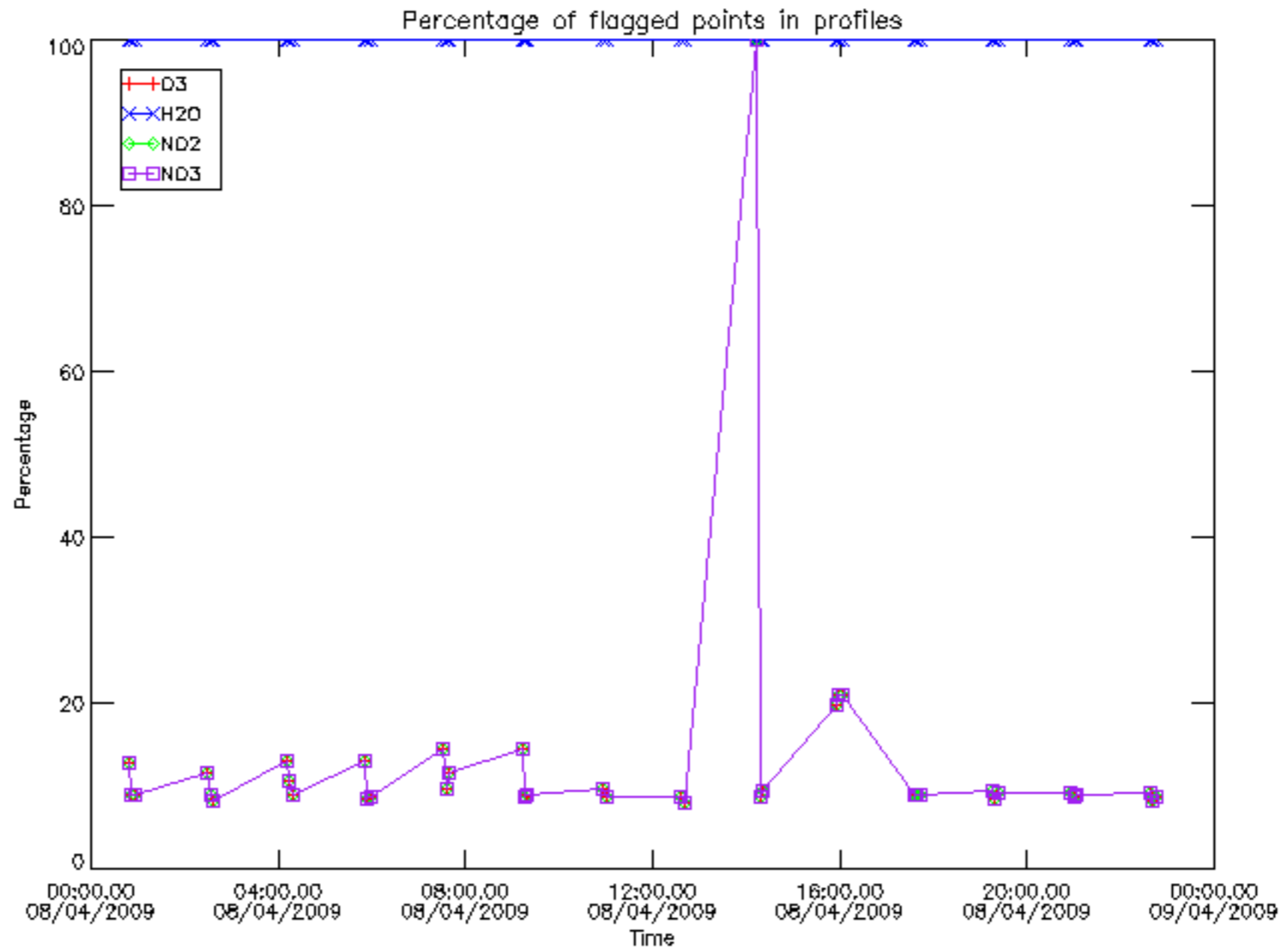


## 6. Auxiliary Data Files used for the production reported in section 2

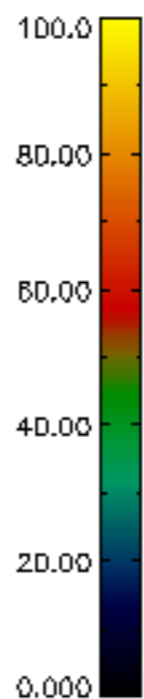
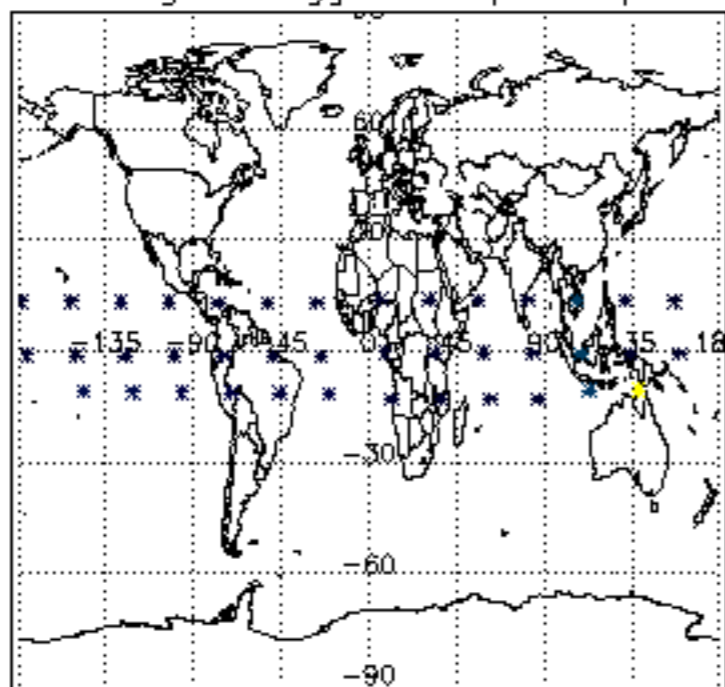
The number reported in the third column indicates since which file (see list in section 2) the corresponding auxiliary file has been used. The fourth column is the date of those product files.

Type	Auxiliary Filename	Used since product	Used since product date
INST_PHYS_CHARACTERISTICS	GOM_INS_AXVIEC20091111_143220_20030716_120000_20500101_000000	1	08-APR-2009 00:05:41
LEVEL-2_PROC_CONFIG	GOM_PR2_AXVIEC20091111_152718_20020301_000000_20500101_000000	1	08-APR-2009 00:05:41
CROSS_SECTIONS_FILE	GOM_CRS_AXVIEC20091111_154832_20020301_000000_20500101_000000	1	08-APR-2009 00:05:41

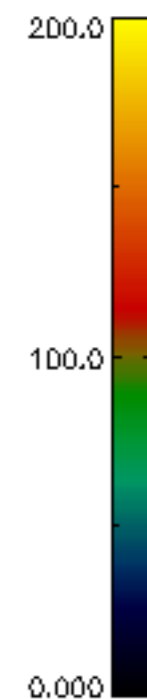
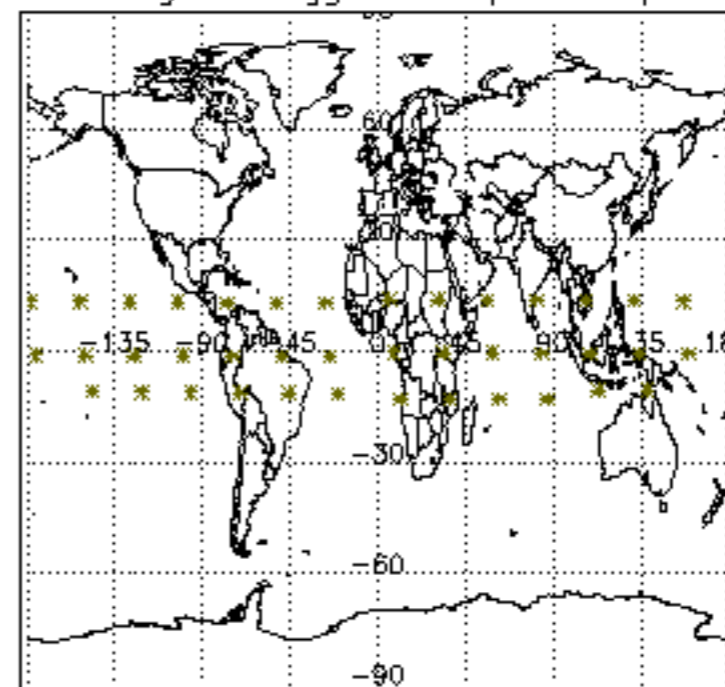




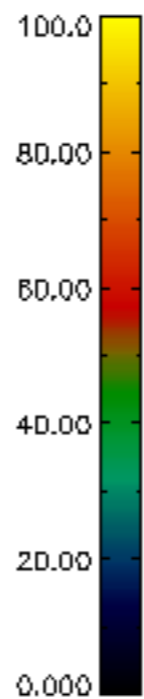
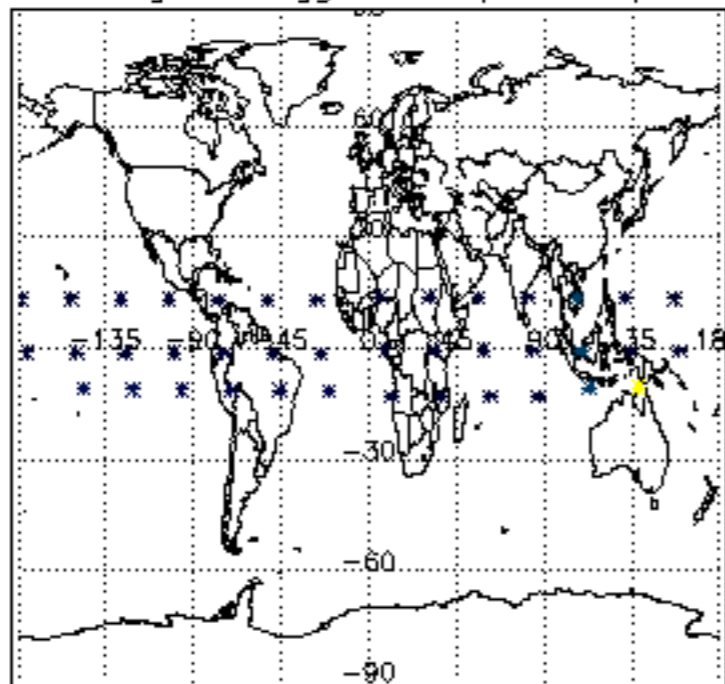
Percentage of flagged data per D3 profile



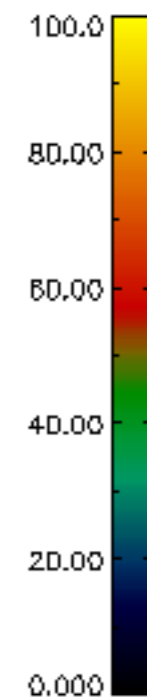
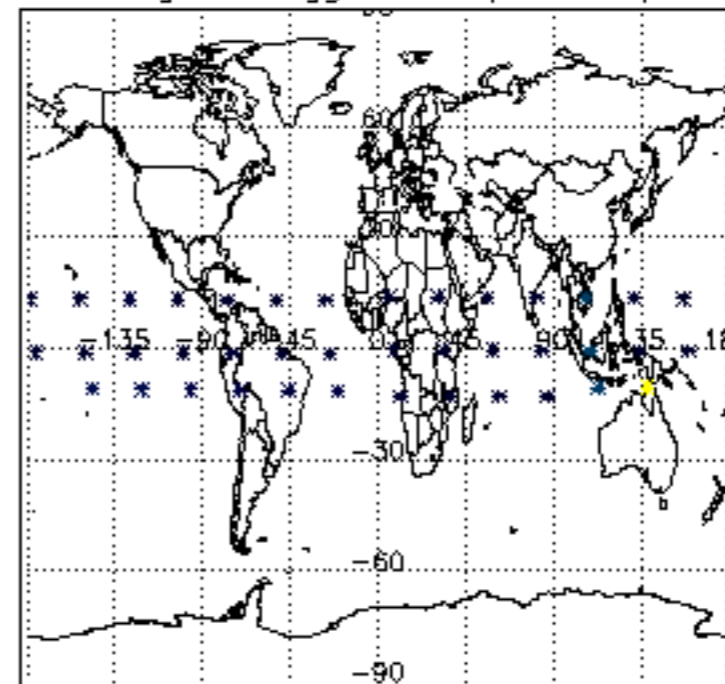
Percentage of flagged data per H2O profile

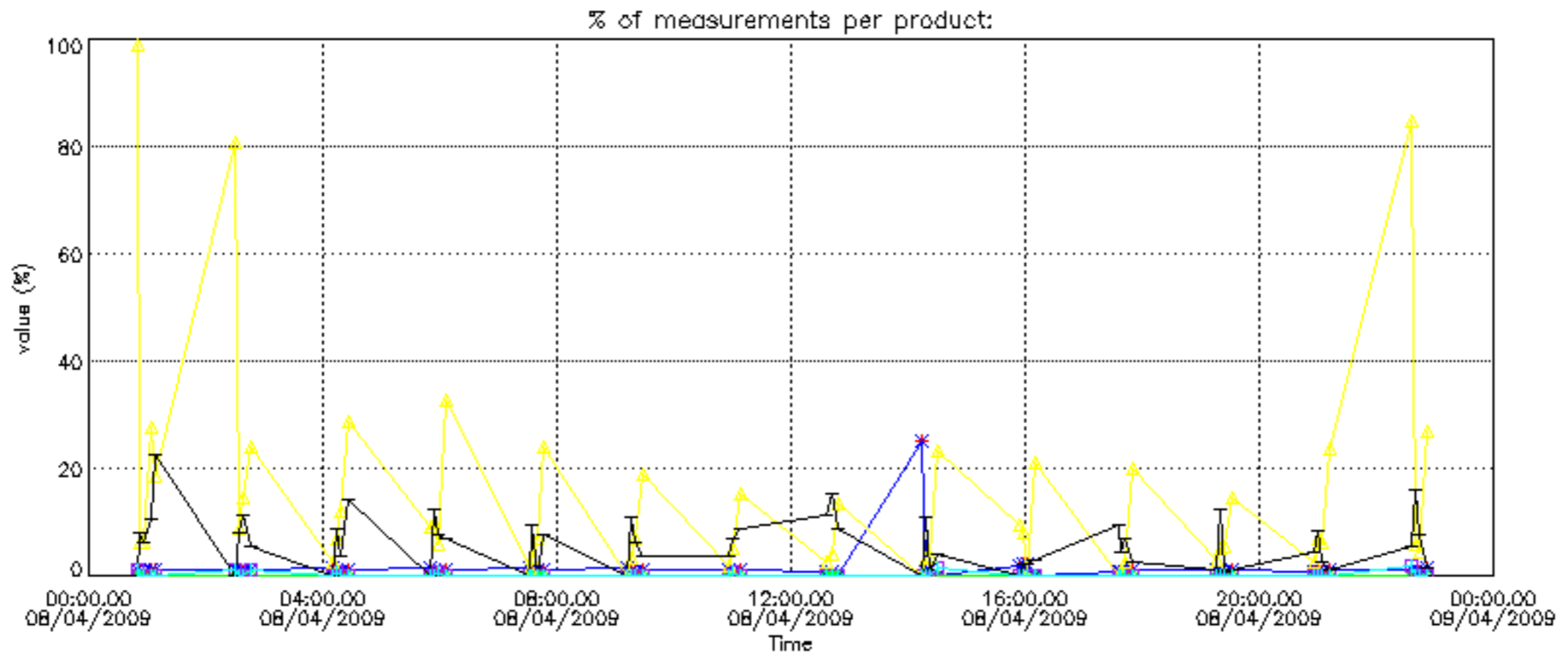


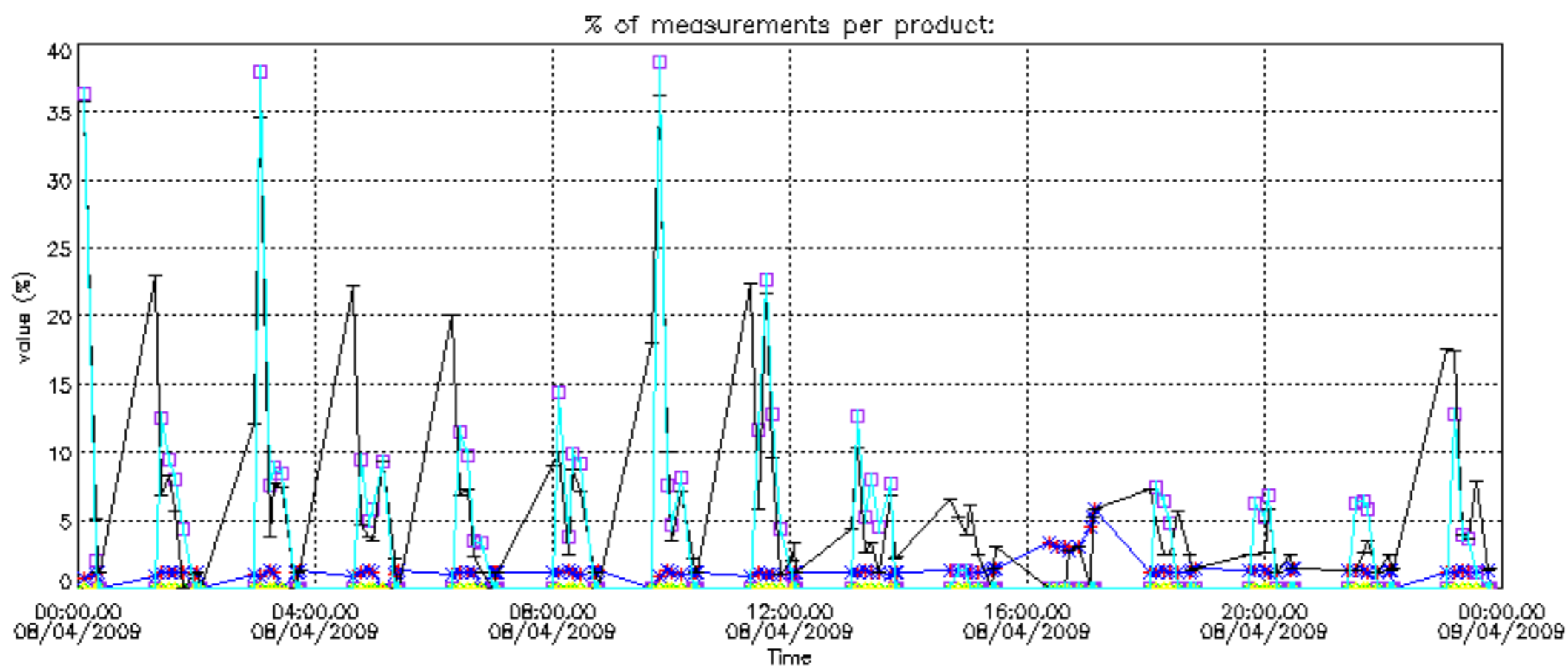
Percentage of flagged data per NO2 profile



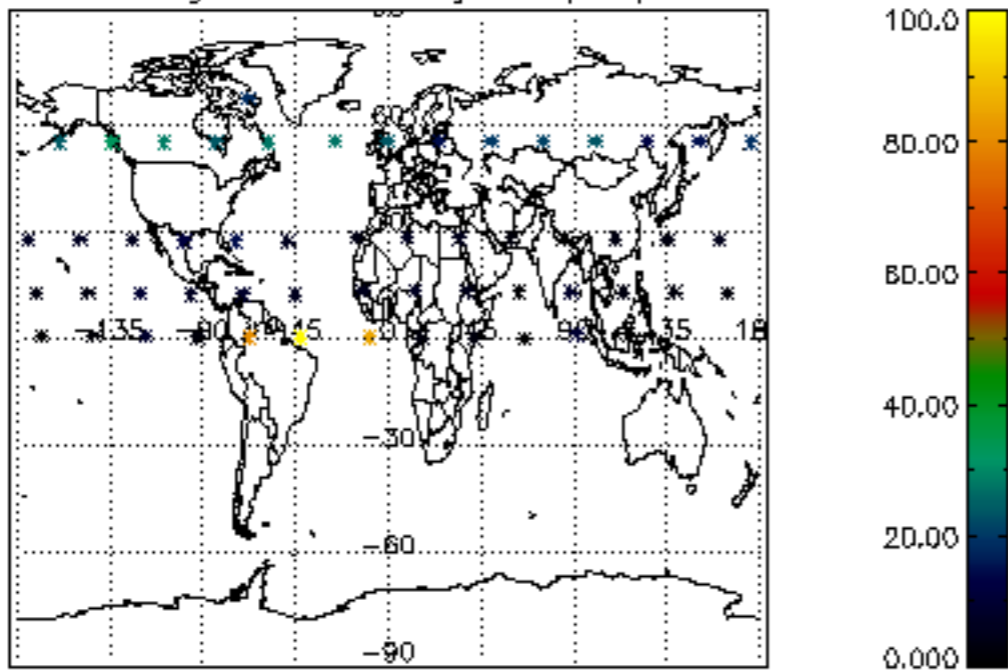
Percentage of flagged data per NO3 profile



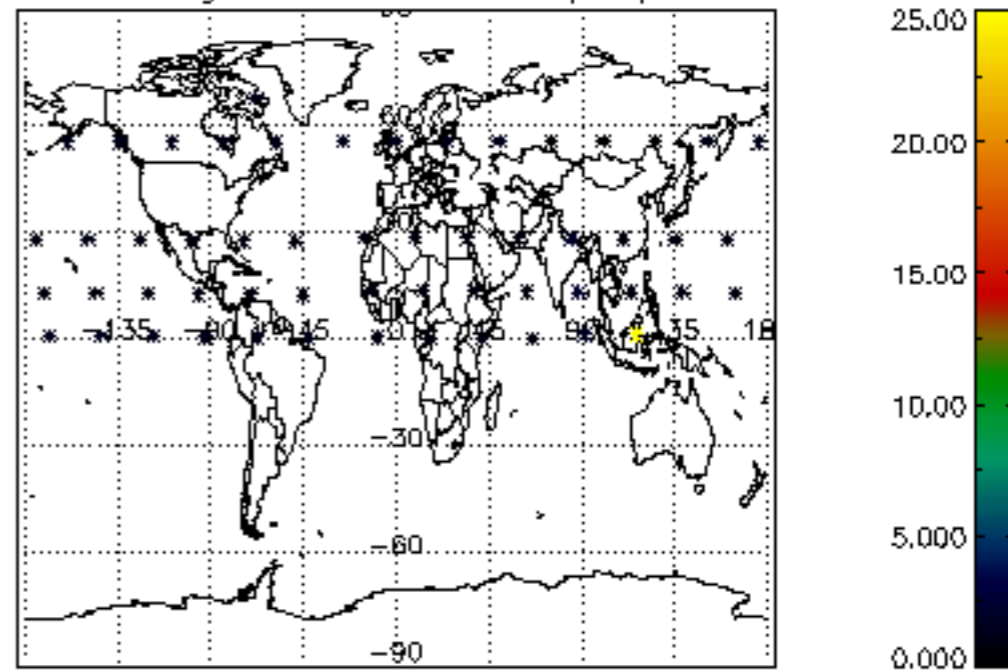




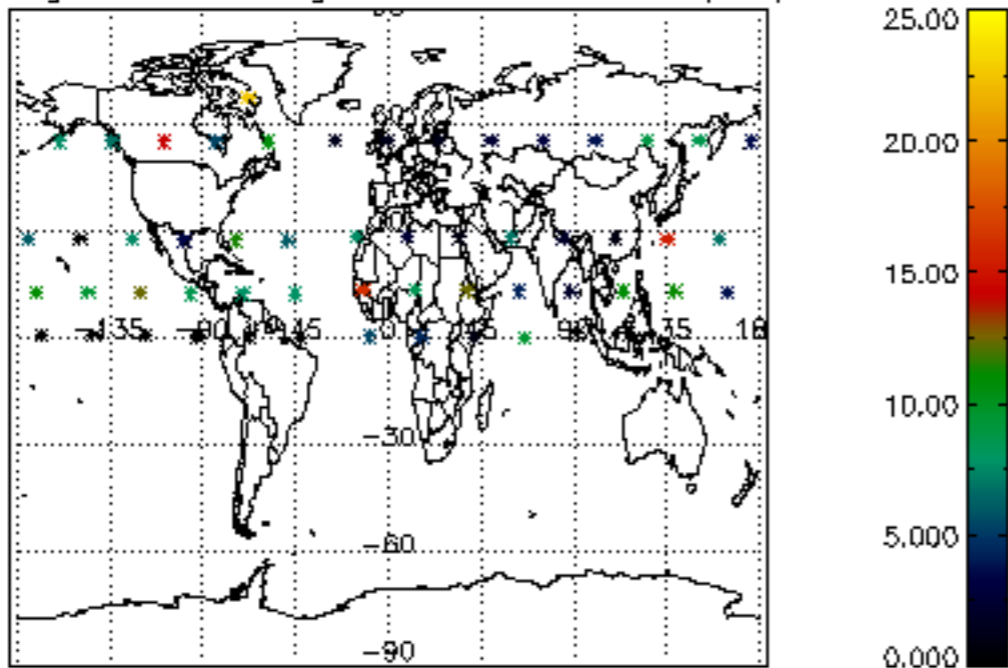
Percentage of cosmic ray hits per profile



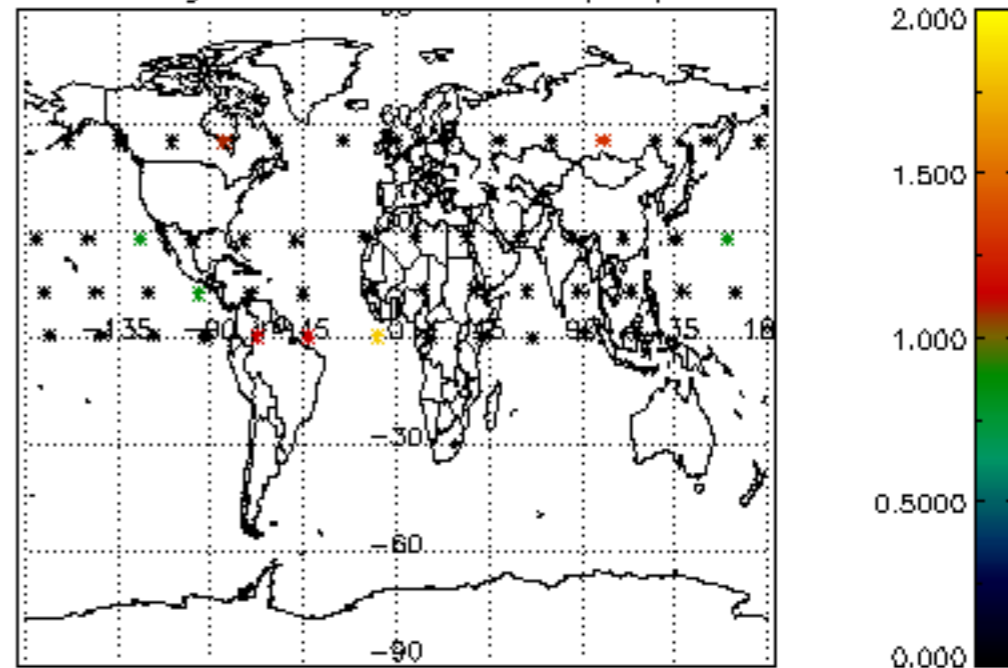
Percentage of datation errors per profile



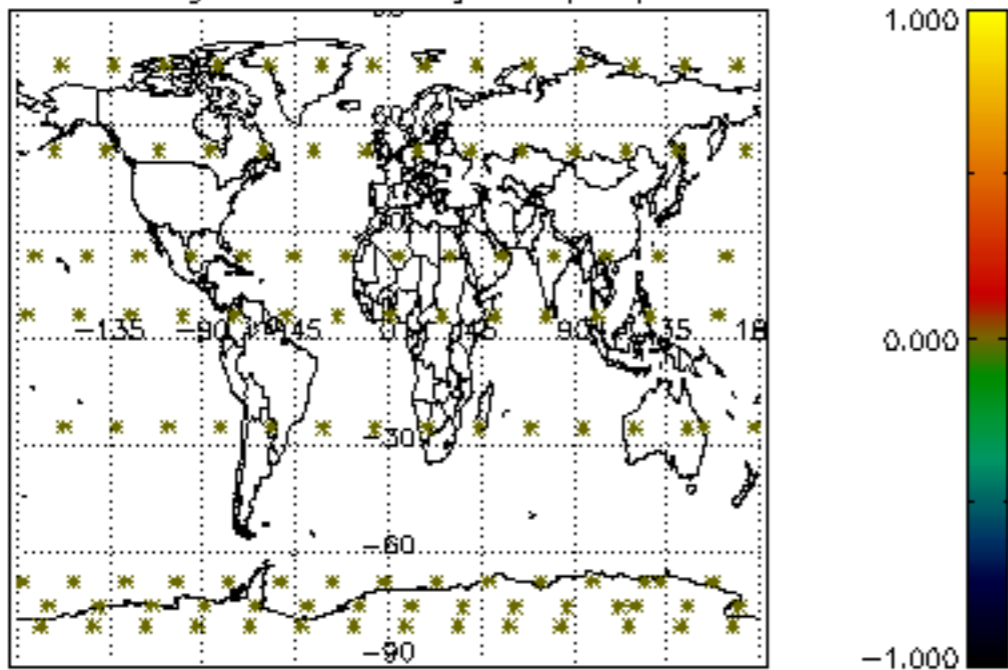
Percentage of star falling outside central band per profile



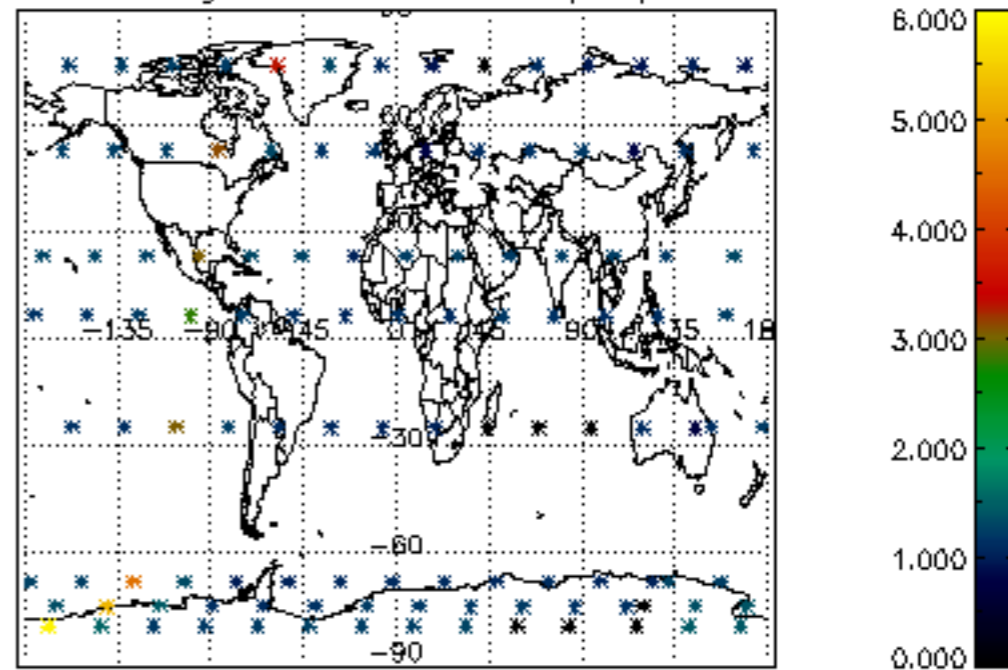
Percentage of saturation errors per profile



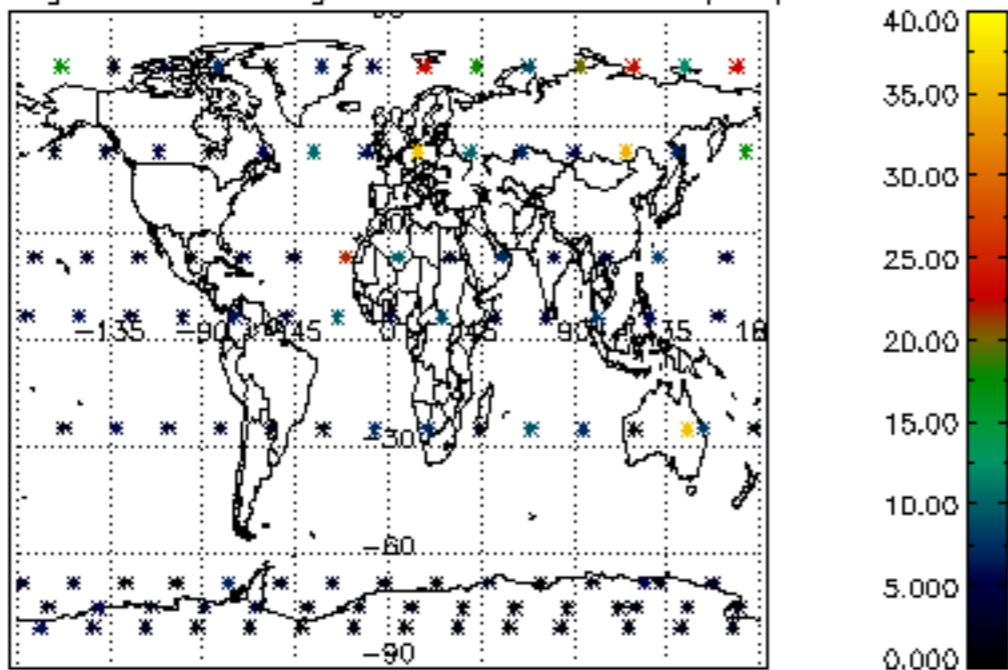
Percentage of cosmic ray hits per profile



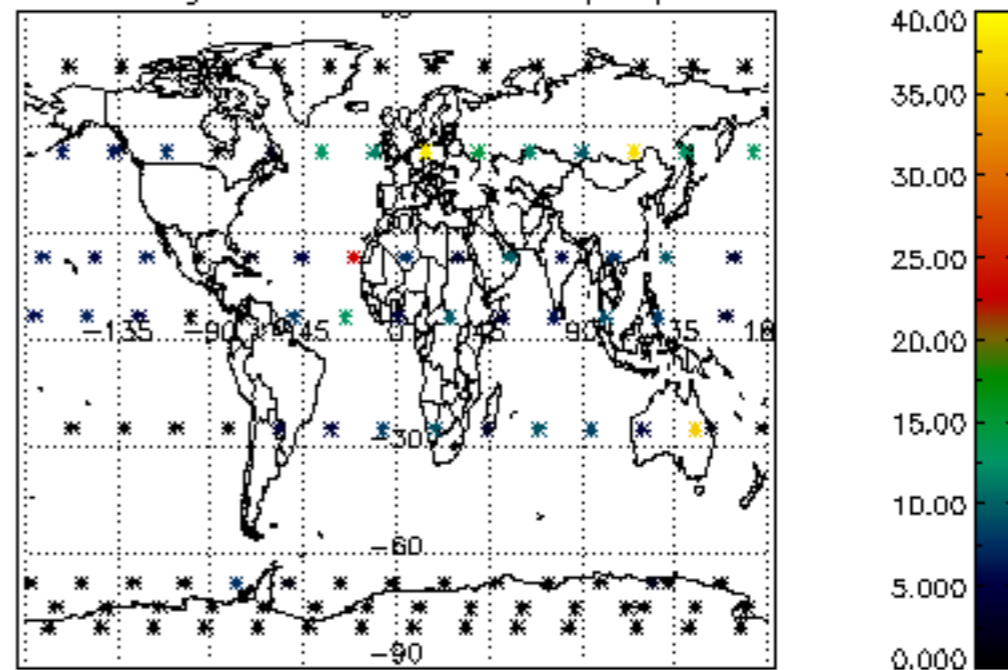
Percentage of datation errors per profile

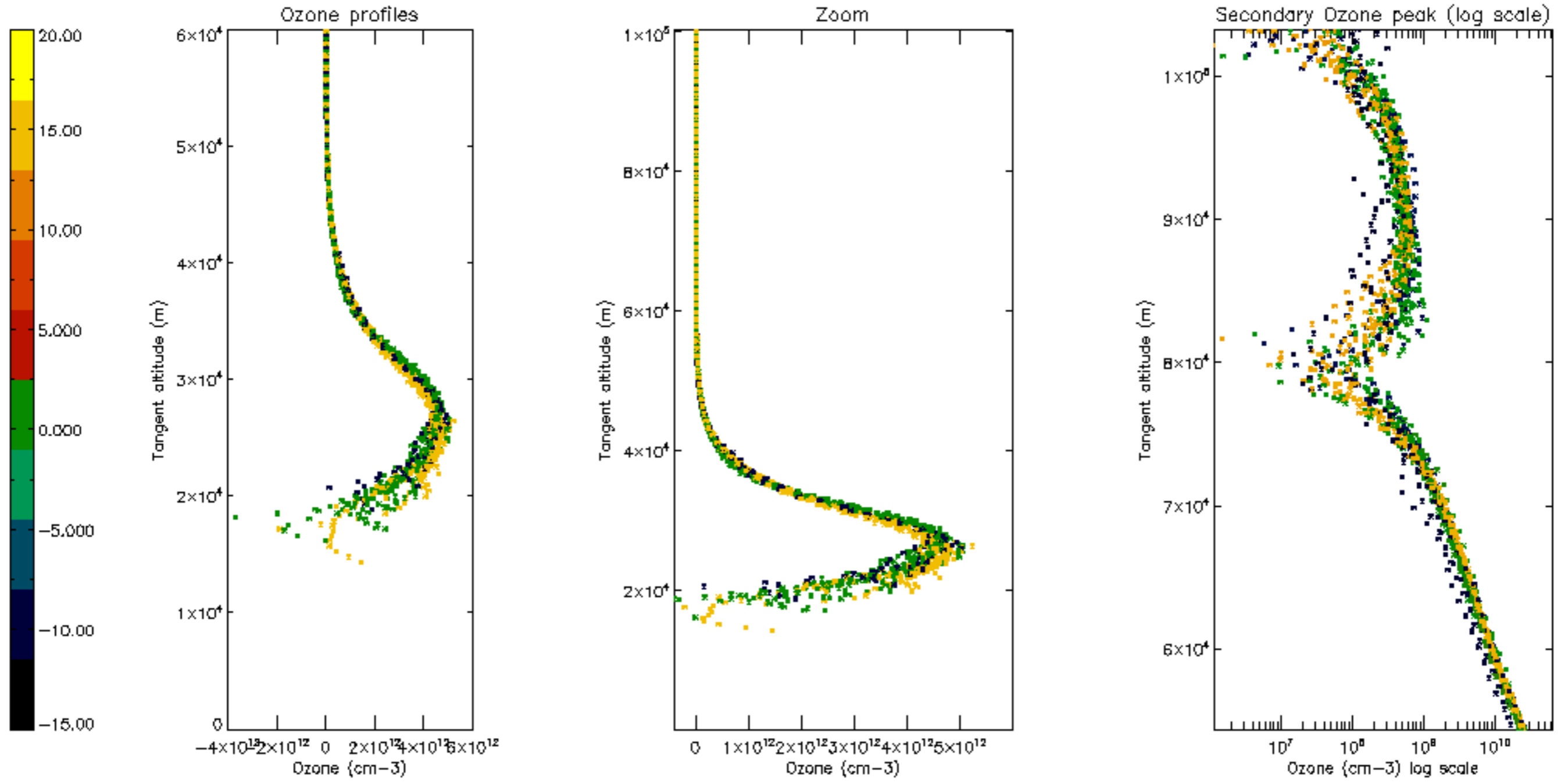


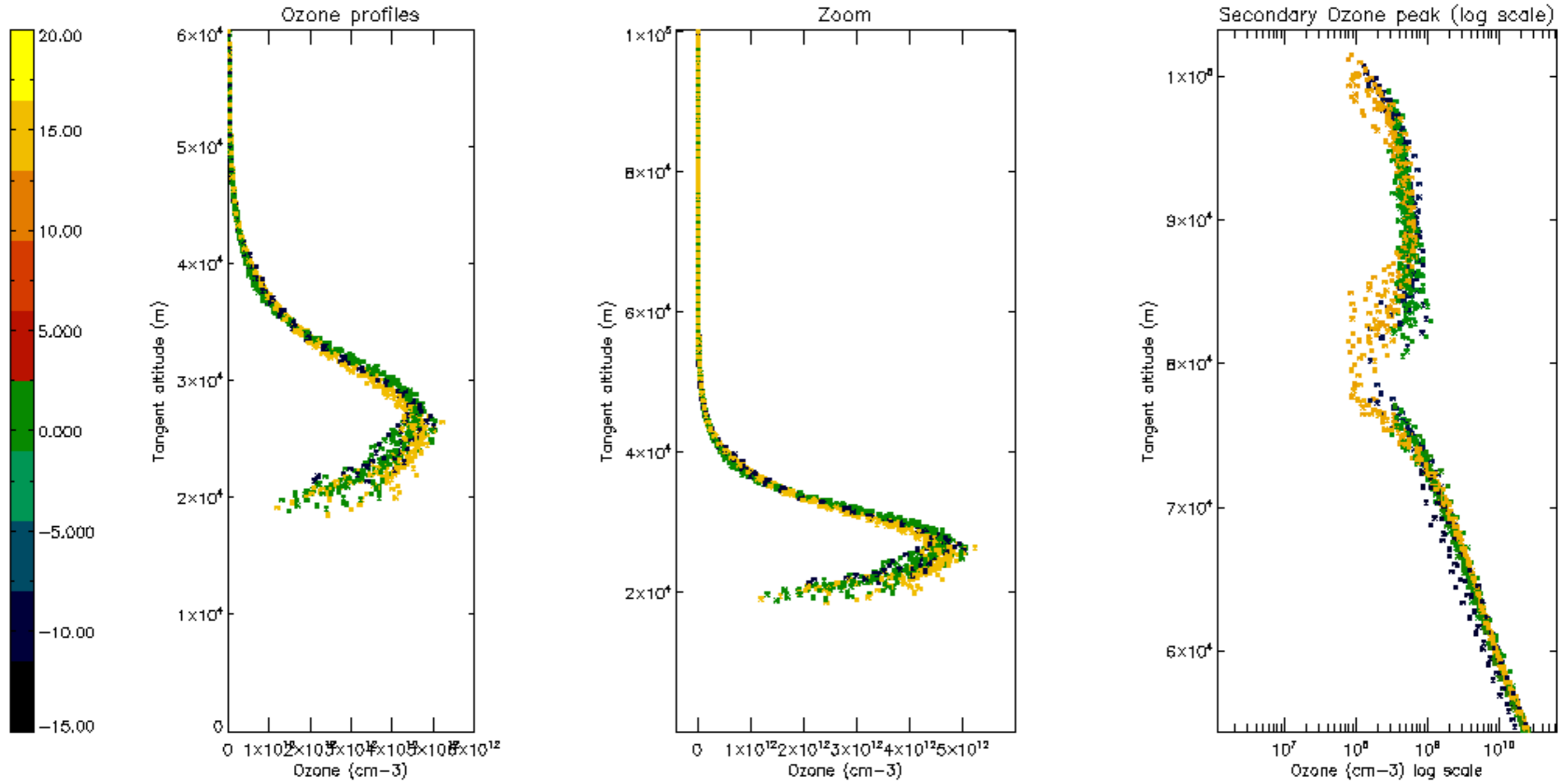
Percentage of star falling outside central band per profile



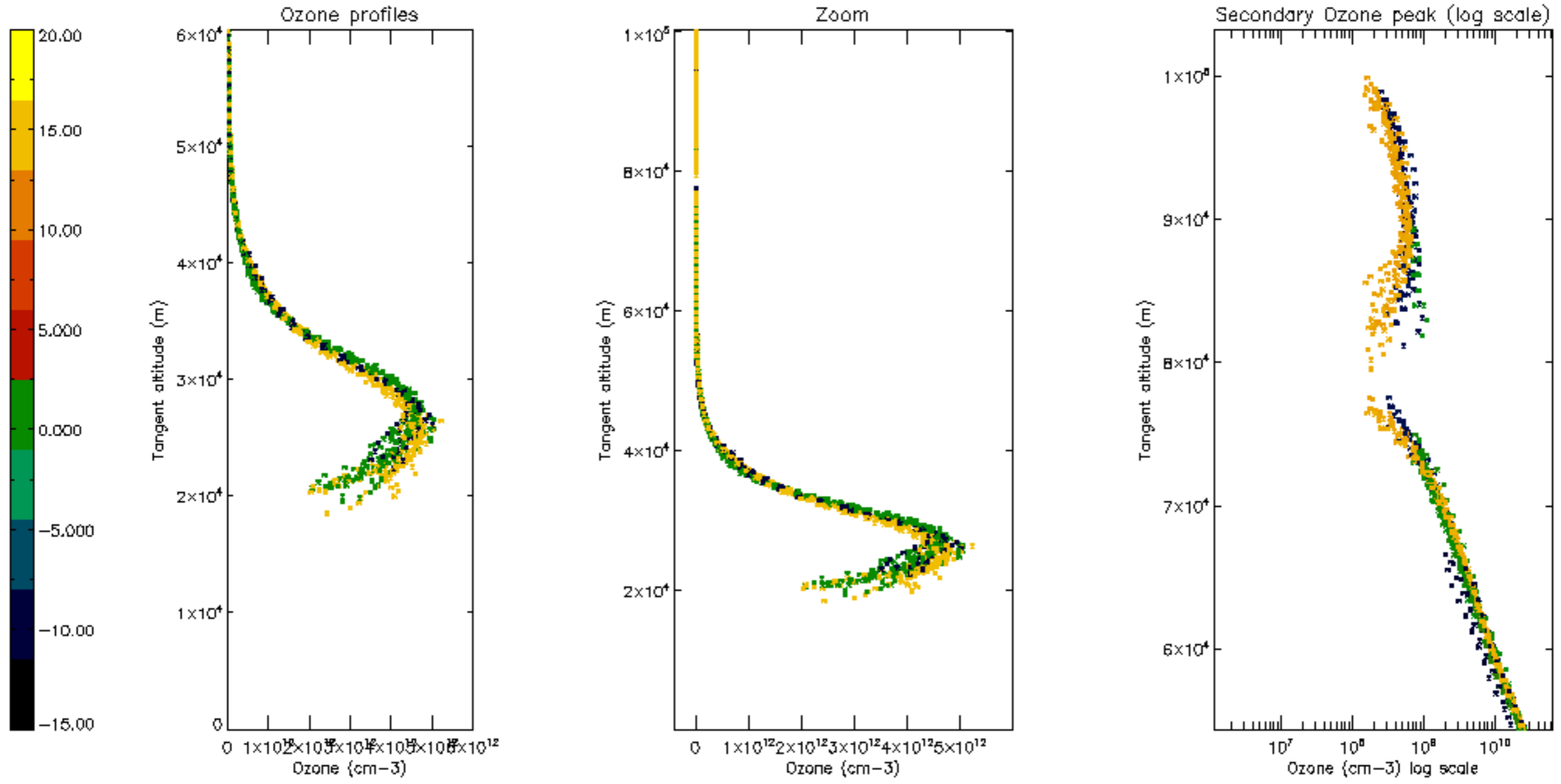
Percentage of saturation errors per profile

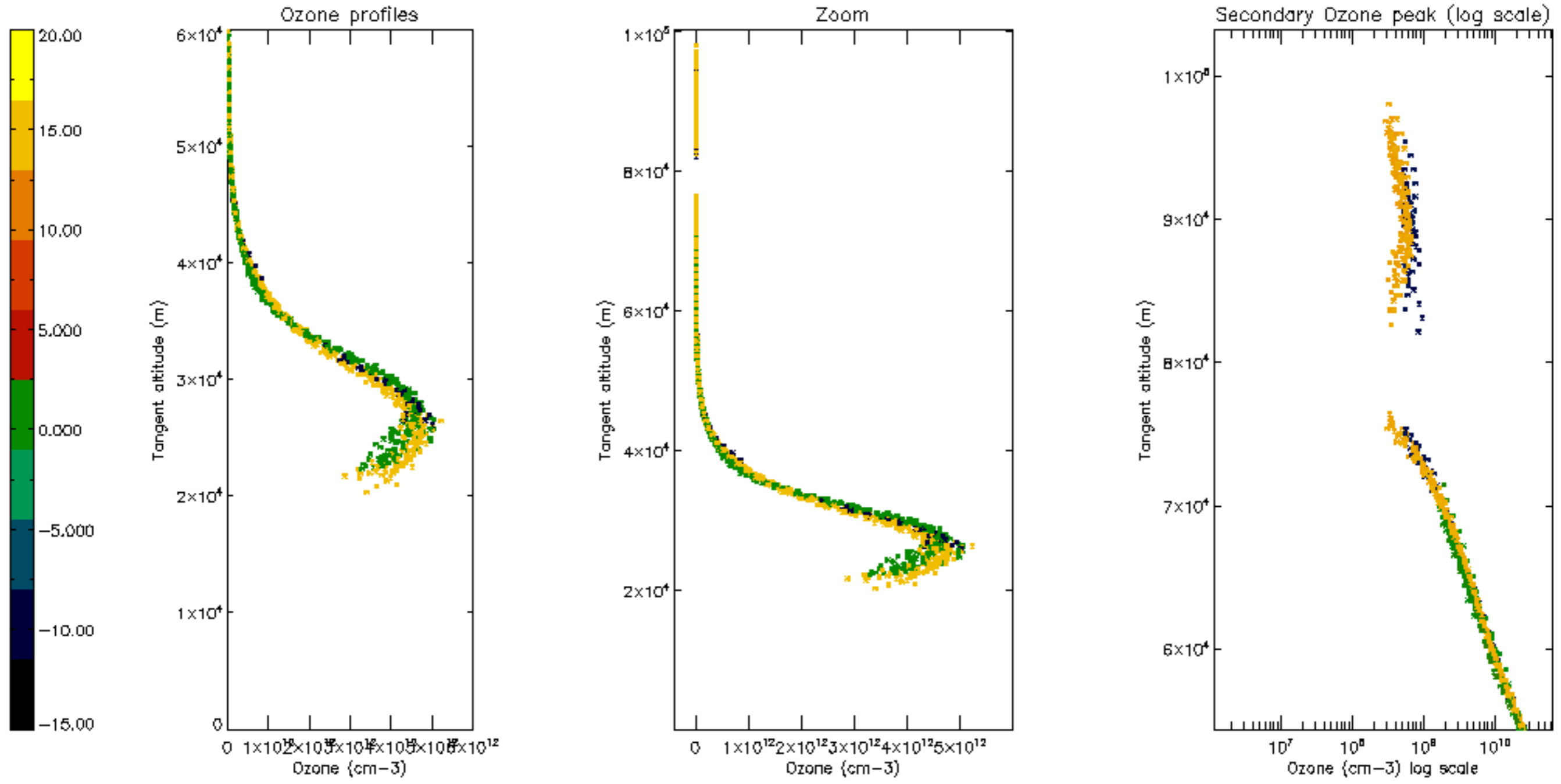


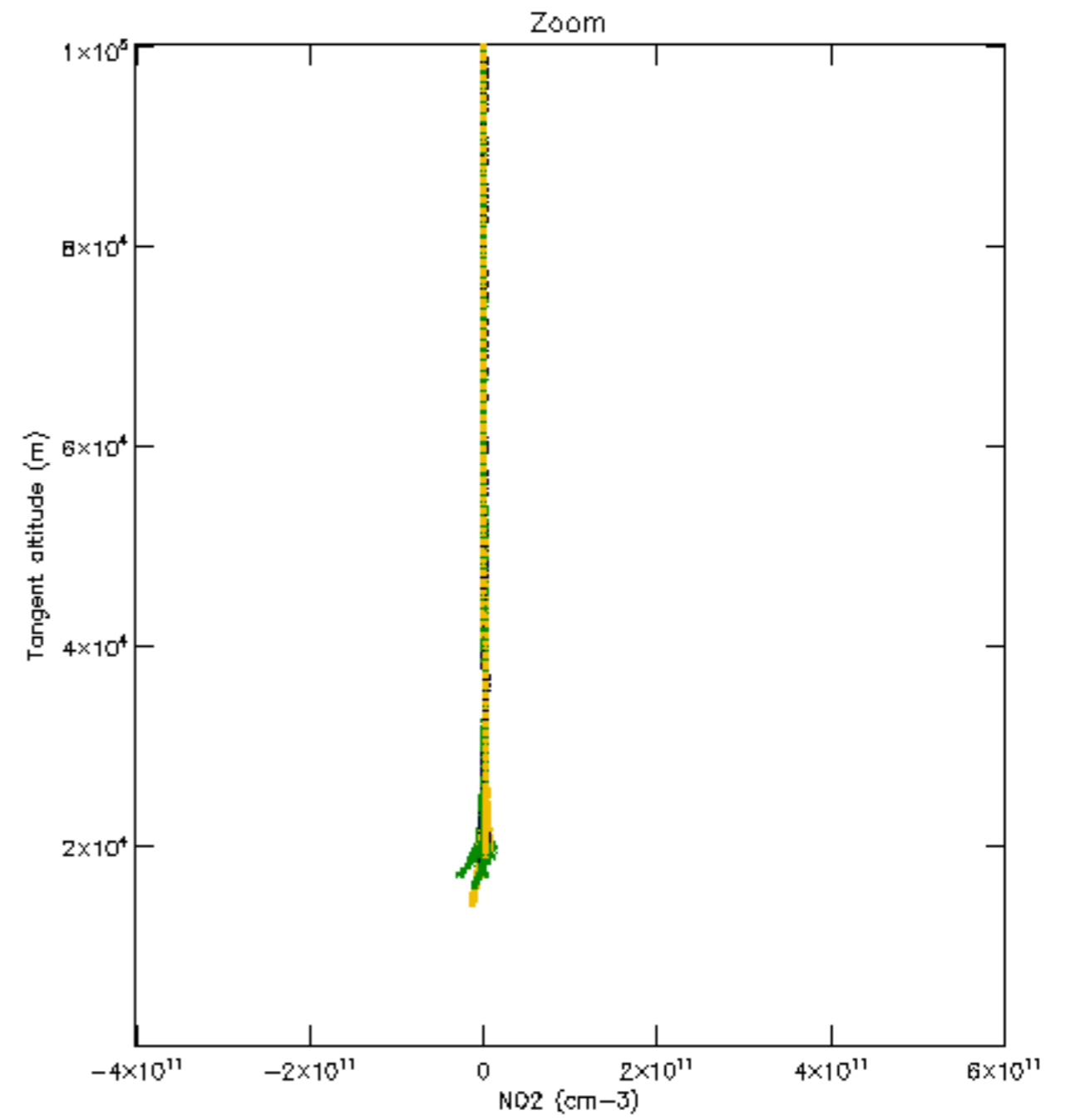
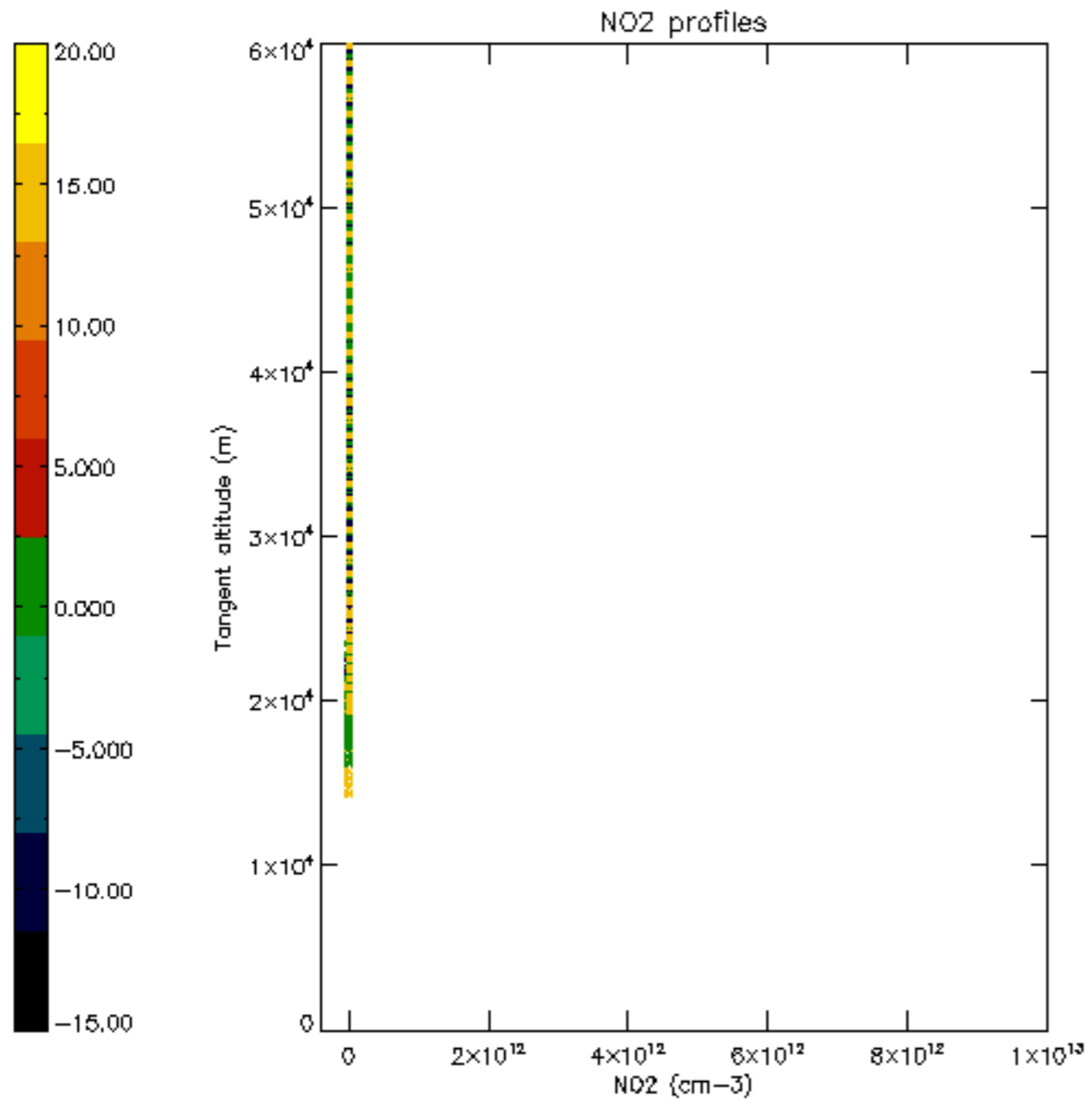


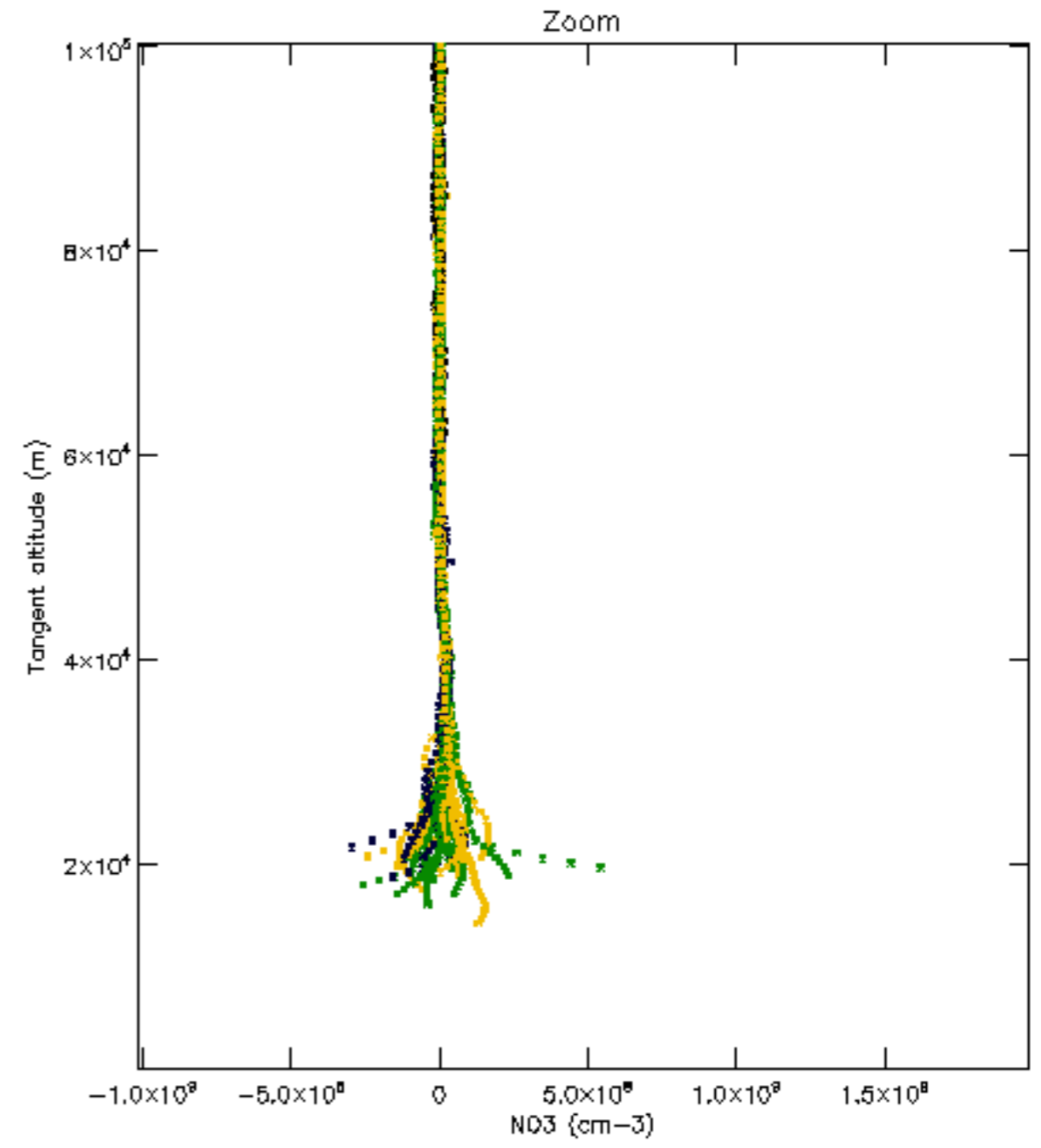
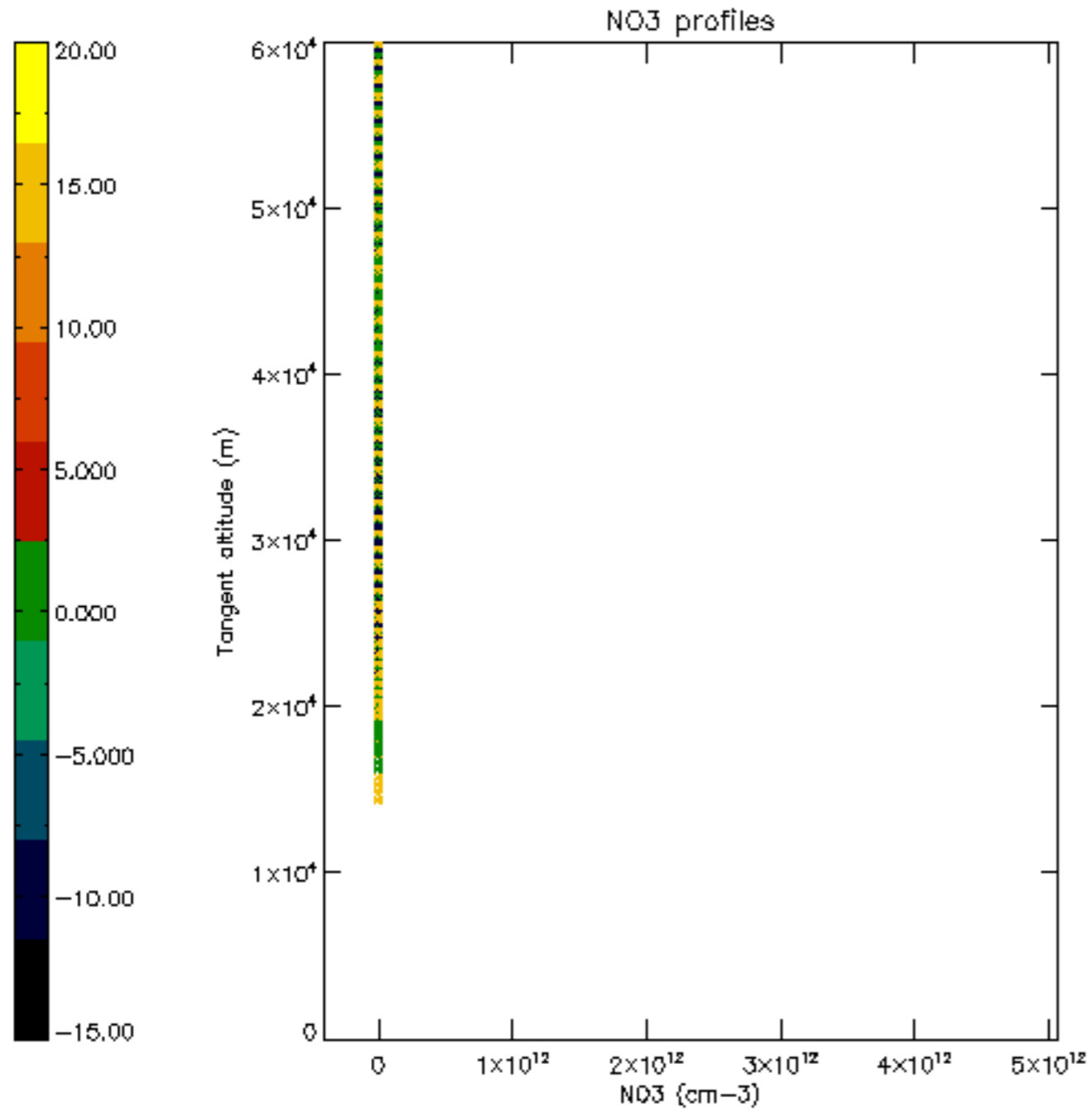


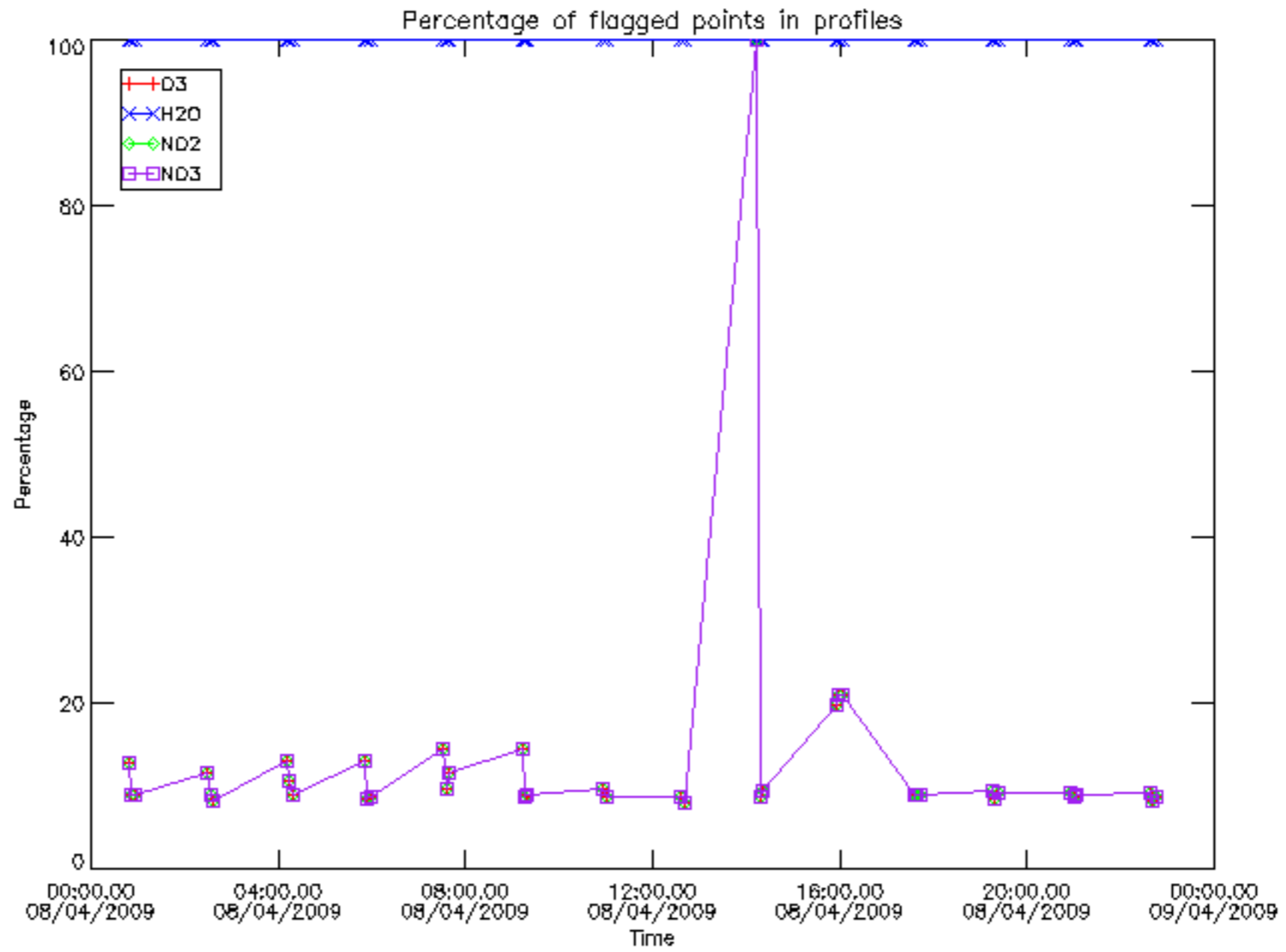




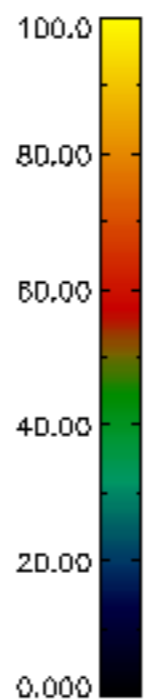
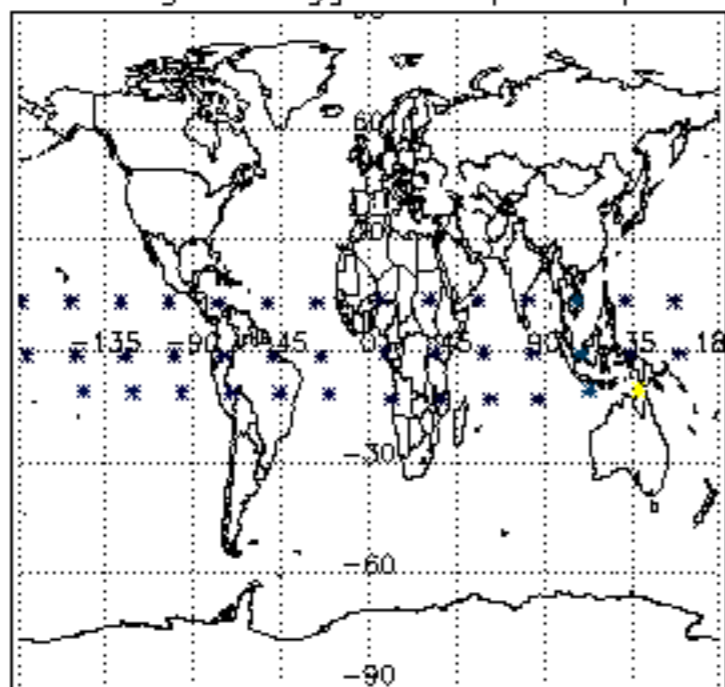




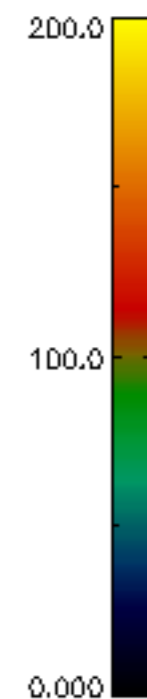
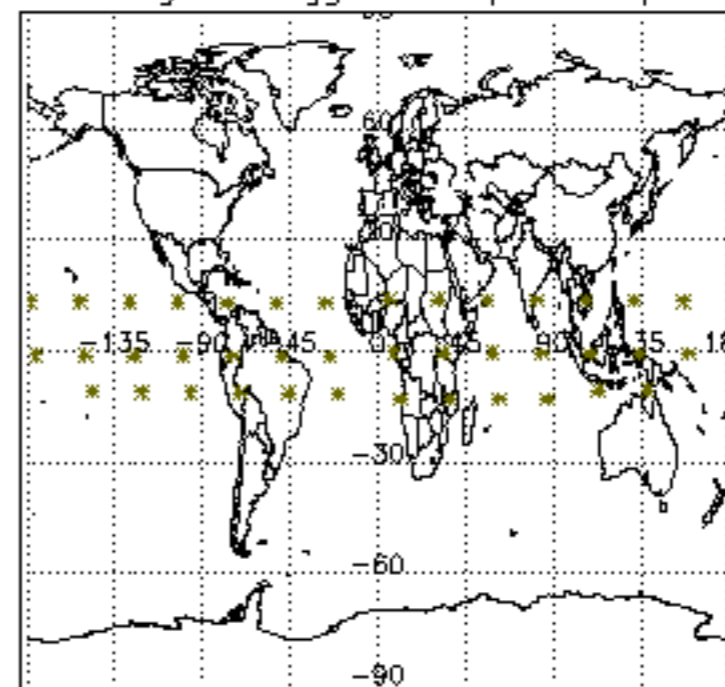




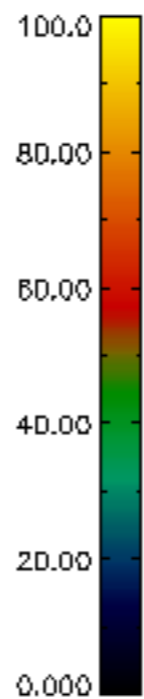
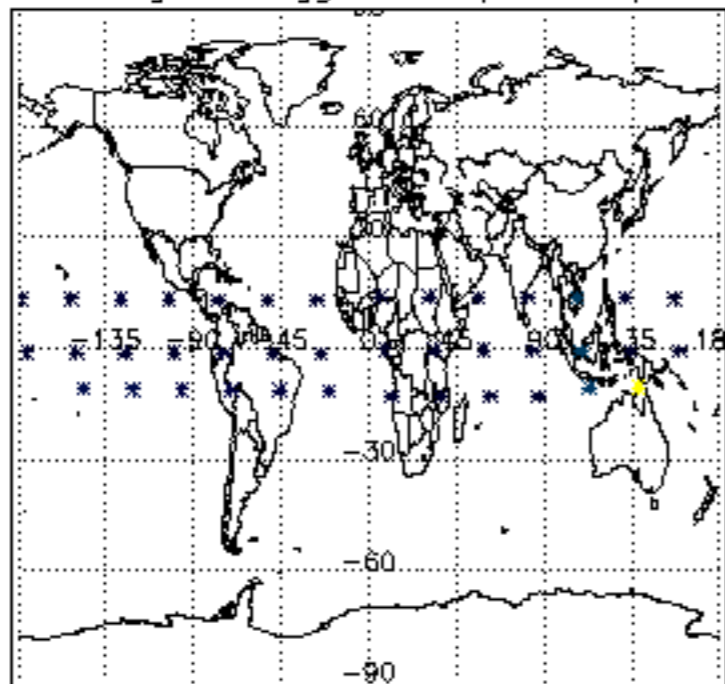
Percentage of flagged data per D3 profile



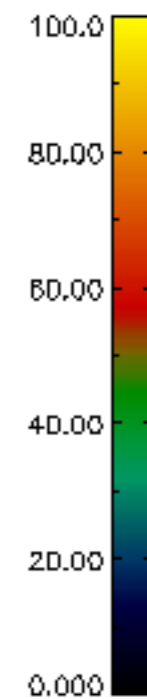
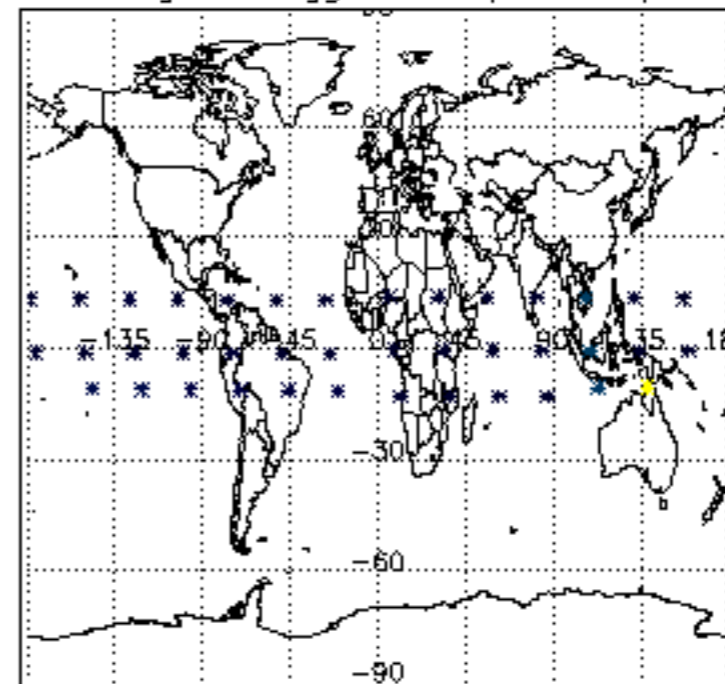
Percentage of flagged data per H2O profile

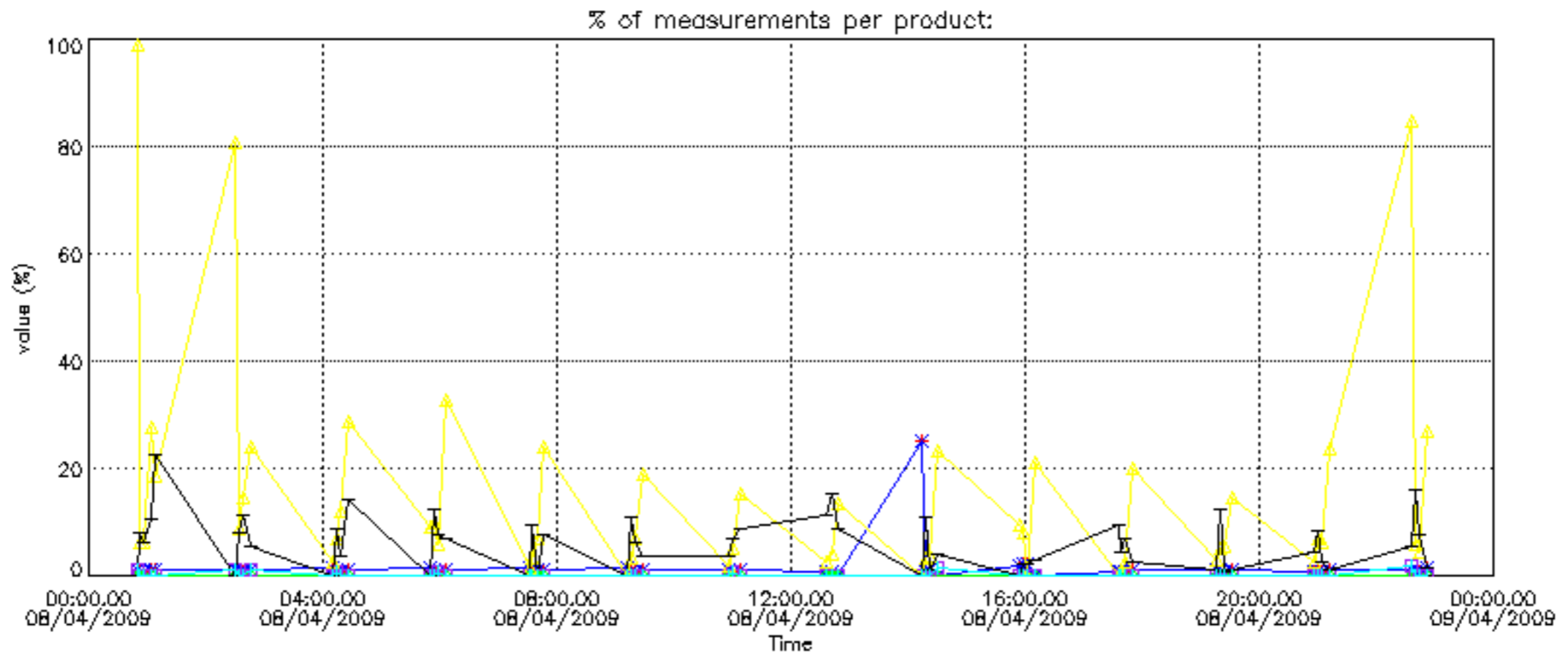


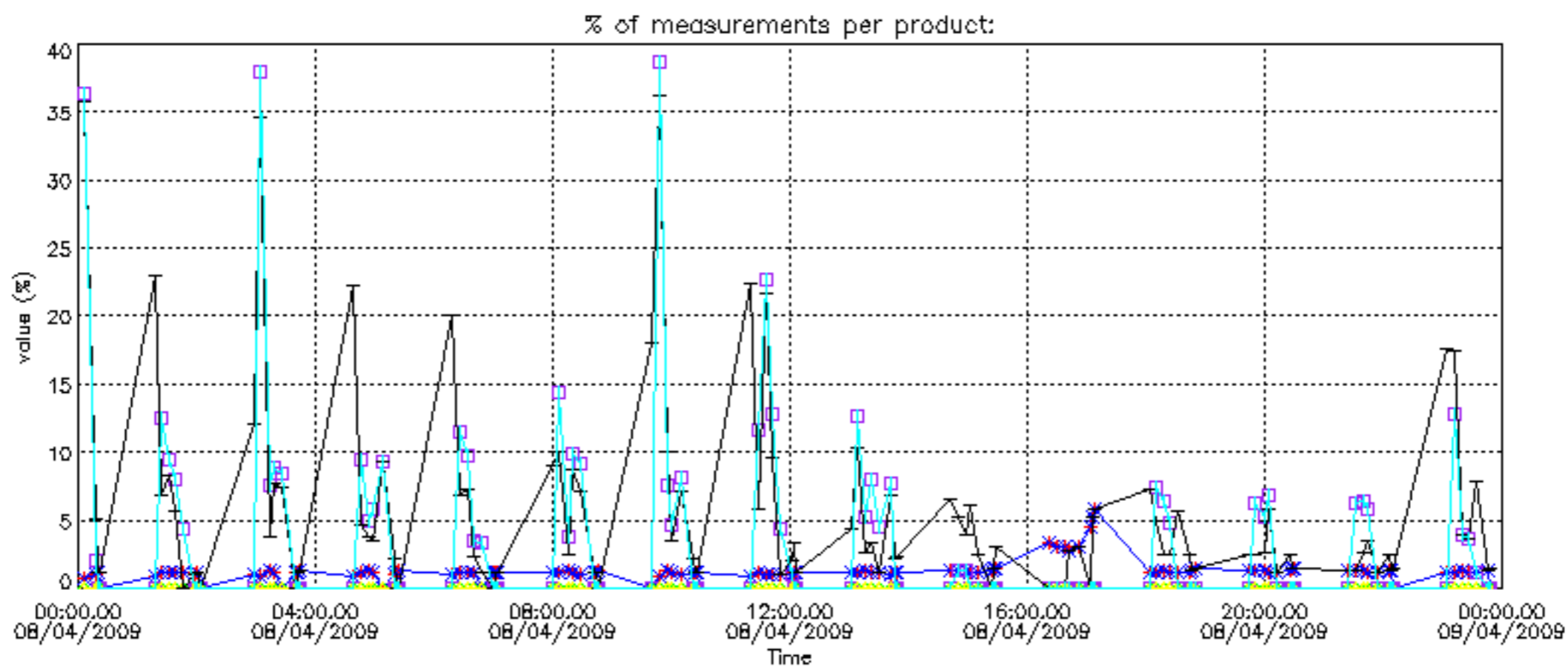
Percentage of flagged data per NO2 profile



Percentage of flagged data per NO3 profile

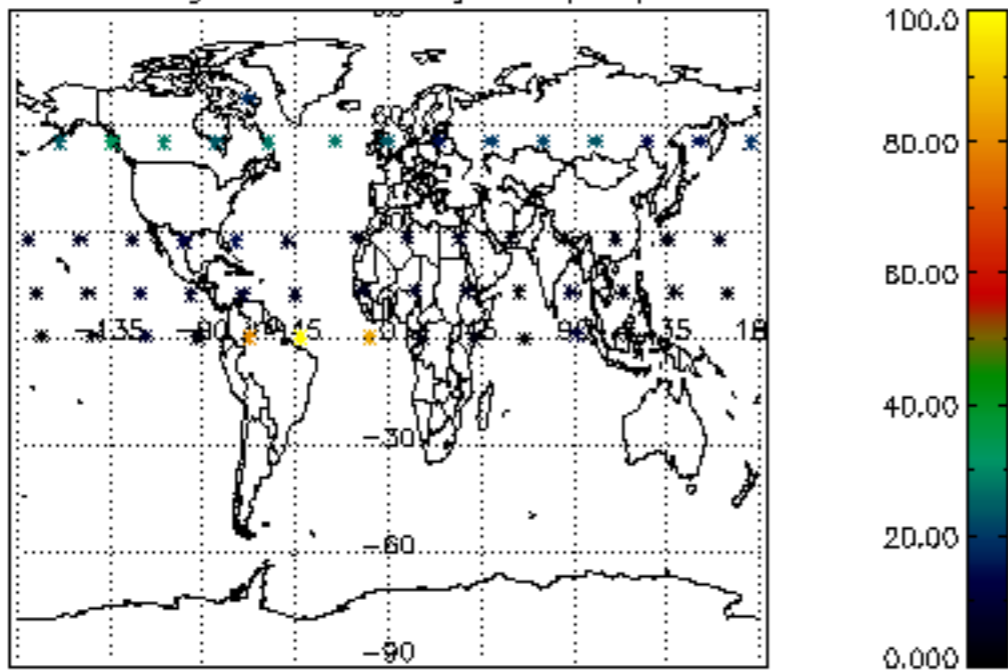




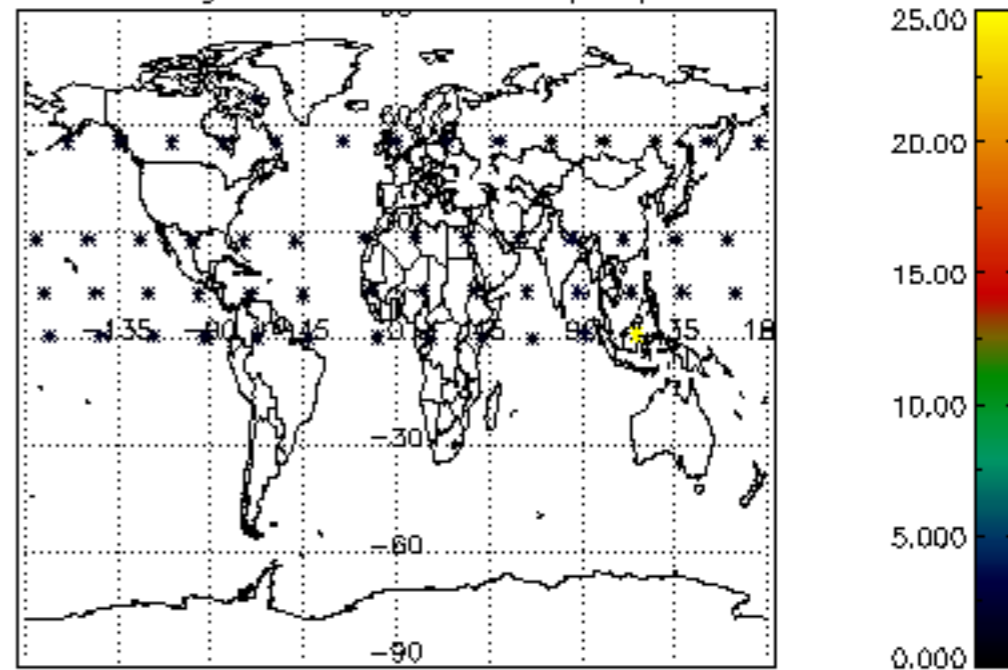




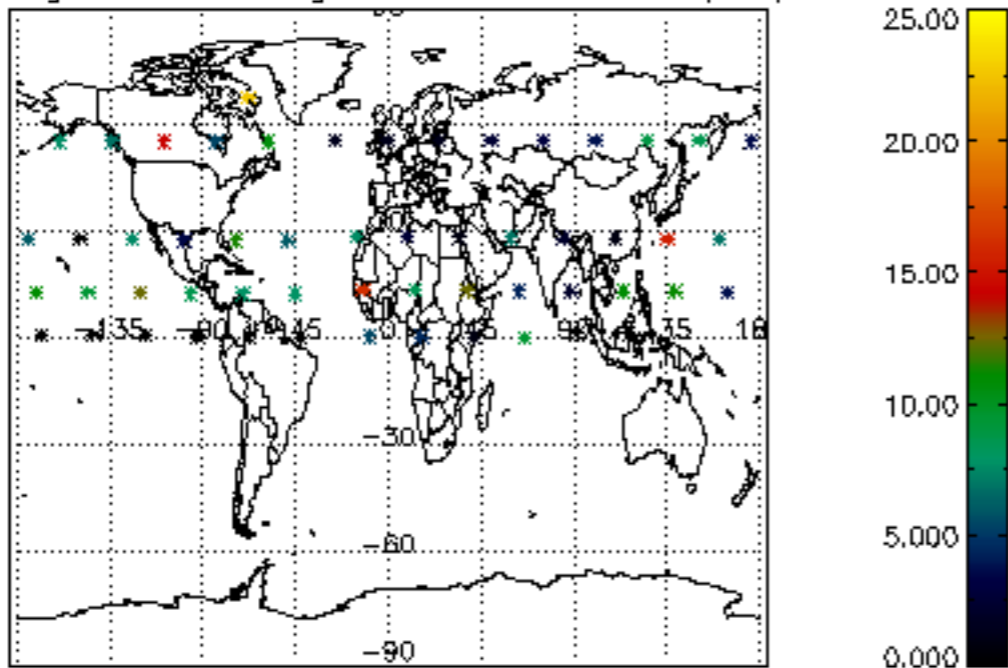
Percentage of cosmic ray hits per profile



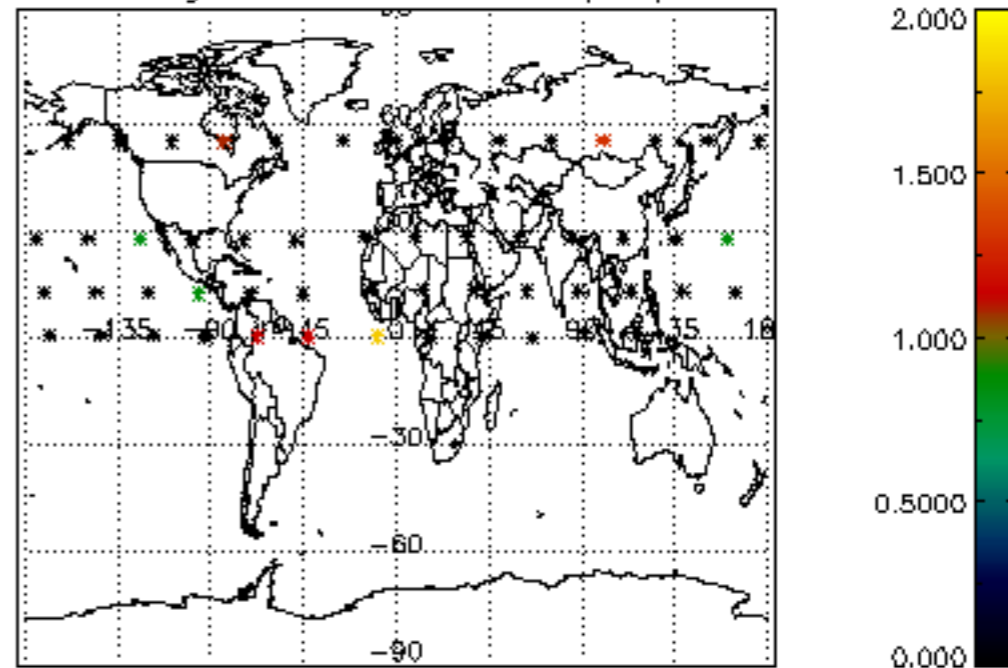
Percentage of datation errors per profile



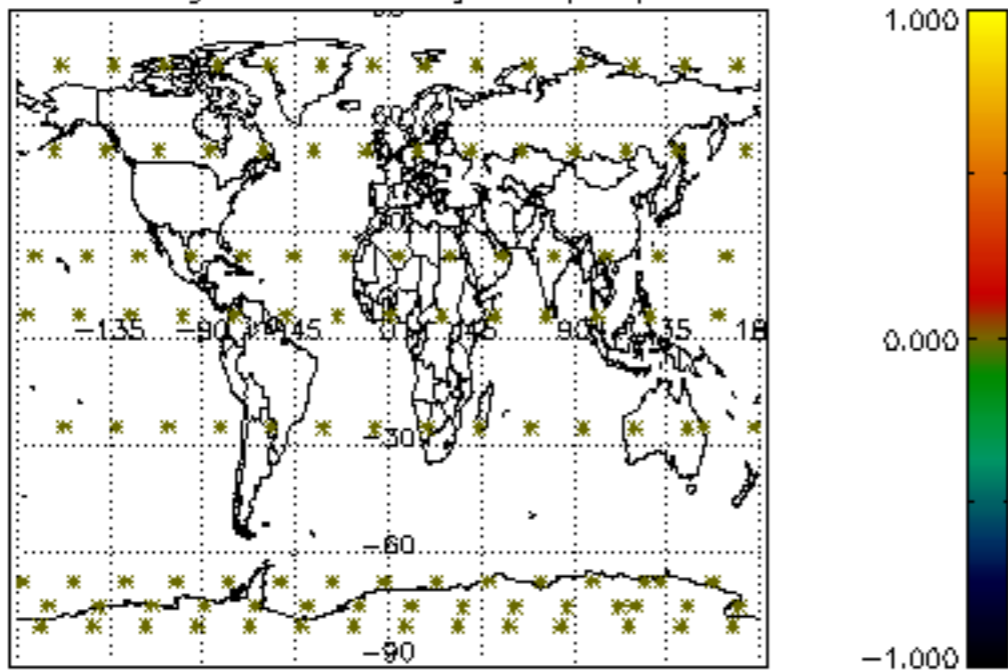
Percentage of star falling outside central band per profile



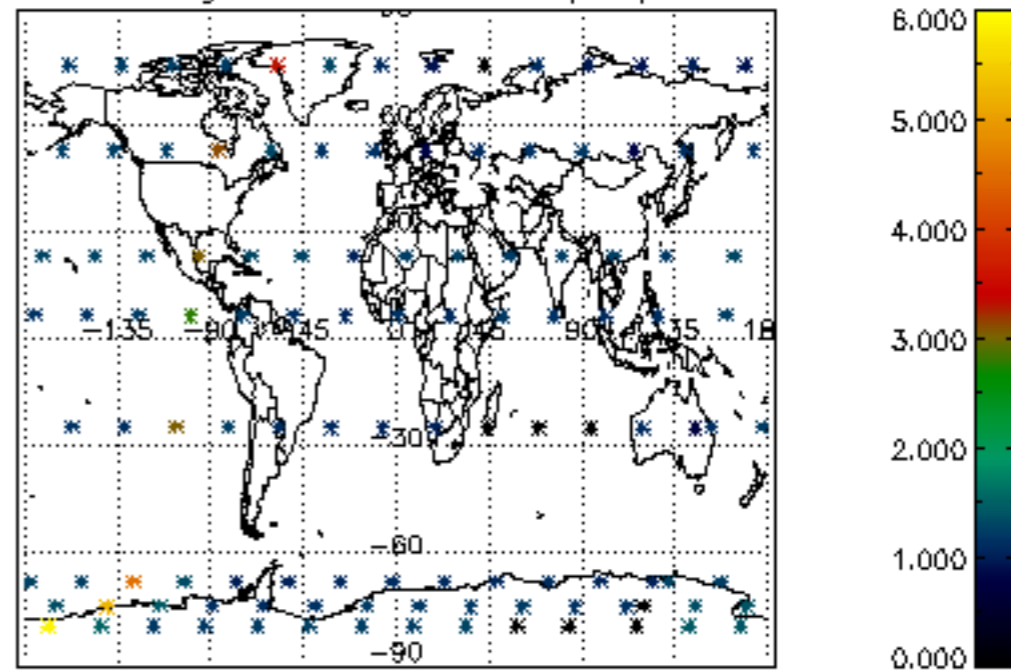
Percentage of saturation errors per profile



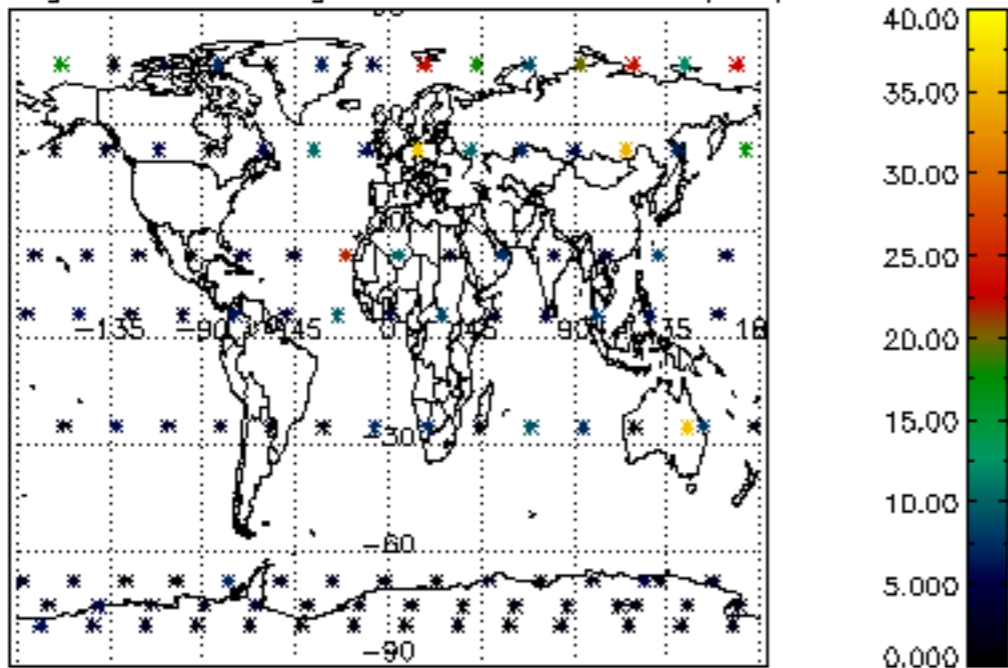
Percentage of cosmic ray hits per profile



Percentage of datation errors per profile



Percentage of star falling outside central band per profile



Percentage of saturation errors per profile

