

GOMOS Level 2 Daily Report

SUMMARY

[1. General Info](#)

[2. Summary of processed GOM_NL_2P products](#)

[3. Level 2 Quality information per product](#)

[3.1 Plot of level 2 quality information per product \(time dependant\)](#)

[3.2 Plot of level 2 quality information per product \(world map\)](#)

[4. Level 1 Quality information per product \(stored on level 2 products\)](#)

[4.1 Plot of level 1 quality information per product \(time dependant\)](#)

[4.1.1 Plot of level 1 quality information per product \(time dependant\): ASCENDING](#)

[4.1.2 Plot of level 1 quality information per product \(time dependant\): DESCENDING](#)

[4.2 Plot of level 1 quality information per product \(world map\)](#)

[4.2.1 Plot of level 1 quality information per product \(world map\): ASCENDING](#)

[4.2.2 Plot of level 1 quality information per product \(world map\): DESCENDING](#)

[5. Ozone profiles based on quality statistics and other trace gas profiles](#)

[5.1 Ozone statistics based on quality of products](#)

[5.2 Plot ozone profiles for all STD \(dark without errors\)](#)

[5.3 Plot ozone profiles where STD < 20% \(dark without errors\)](#)

[5.4. Plot ozone profiles where STD < 10% \(dark without errors\)](#)

[5.5. Plot ozone profiles where STD < 5% \(dark without errors\)](#)

[5.6 Plot NO2 profiles for all STD \(dark without errors\)](#)

[5.7 Plot NO3 profiles for all STD \(dark without errors\)](#)

[5.8 Plot H2O profiles \(only for occultations of stars 1,2,3,4,13,14,16,26,63 dark without errors\) for all STD](#)

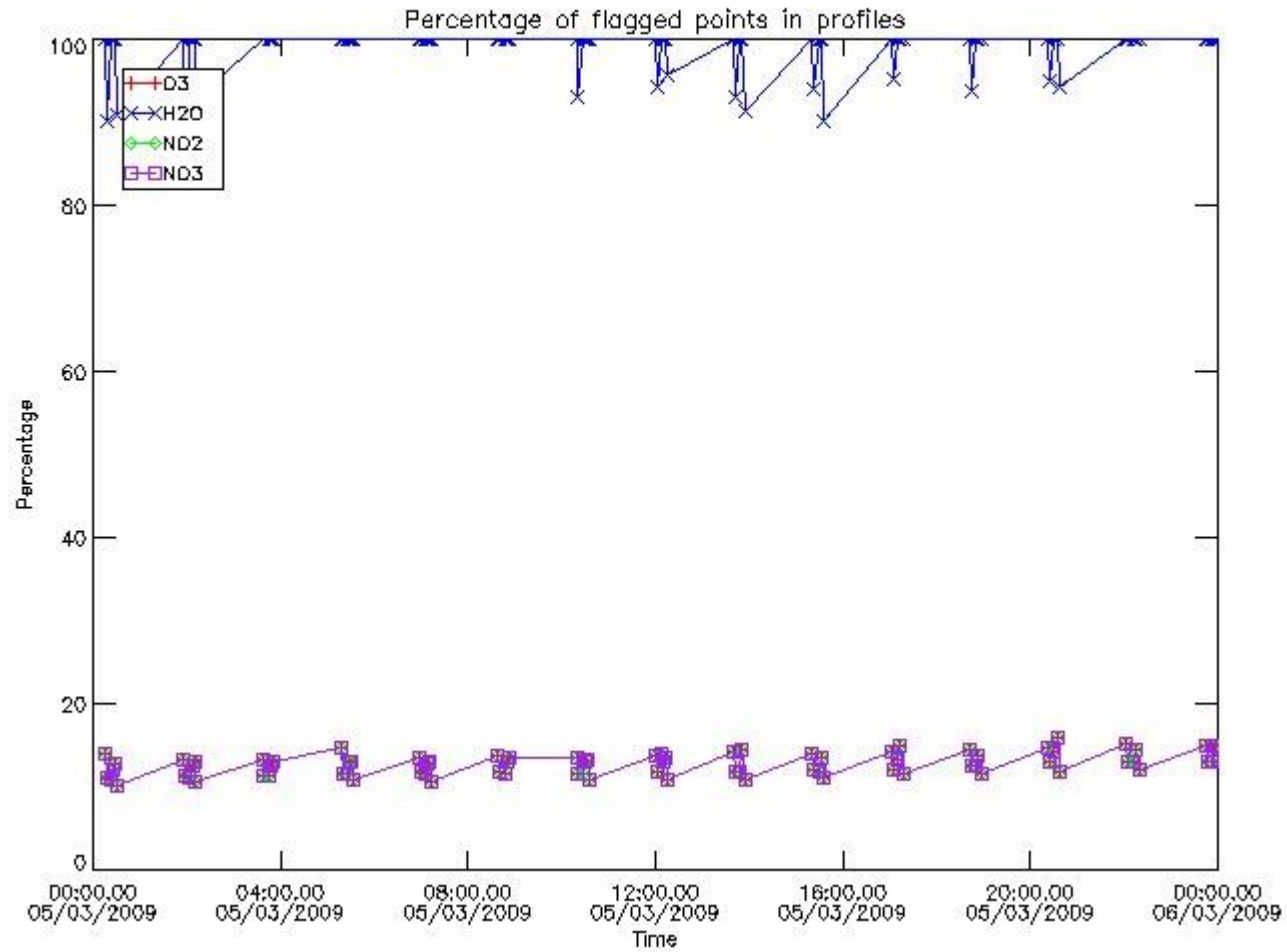
[6. Auxiliary Data Files used for the production reported in section 2](#)

220	GOM_NL__2PRFIN20090305_231211_000000292077_00044_36671_6827.N1	05-MAR-2009 23:12:11	Tw_i_and_stray	28.500	130	23Bet Dra	2.7990	5800.0	57	36671	No
221	GOM_NL__2PRFIN20090305_231738_000000262077_00044_36671_6828.N1	05-MAR-2009 23:17:38	Tw_i_and_stray	25.500	5	3Alp Lyr	0.033000	11000.	51	36671	No
222	GOM_NL__2PRFIN20090305_232537_000000252077_00044_36671_6829.N1	05-MAR-2009 23:25:37	Tw_i_and_stray	24.500	168	17Zet Aql	2.9860	11000.	49	36671	No
223	GOM_NL__2PRFIN20090305_234348_000000342077_00044_36671_6830.N1	05-MAR-2009 23:43:48	Dark	34.000	25	35Lam Sco	1.6200	28000.	68	36671	No
224	GOM_NL__2PRFIN20090305_234618_000000402077_00045_36672_6833.N1	05-MAR-2009 23:46:18	Dark	39.500	75	26Eps Sco	2.2910	4250.0	79	36672	No
225	GOM_NL__2PRFIN20090305_235212_000000392077_00045_36672_6834.N1	05-MAR-2009 23:52:12	Dark	39.000	131	Gam Lup	2.8000	26000.	78	36672	No
226	GOM_NL__2PRFIN20090305_235459_000000362077_00045_36672_6835.N1	05-MAR-2009 23:54:59	Dark	35.500	78	Alp Lup	2.3040	28000.	71	36672	No
227	GOM_NL__2PRFIN20090305_235726_000000342077_00045_36672_6836.N1	05-MAR-2009 23:57:26	Dark	34.000	95	Zet Cen	2.5450	26000.	68	36672	No
228	GOM_NL__2PRFIN20090305_235925_000000422077_00045_36672_6837.N1	05-MAR-2009 23:59:25	Dark	42.000	54	5The Cen	2.0550	4500.0	84	36672	No

3. Quality information per product

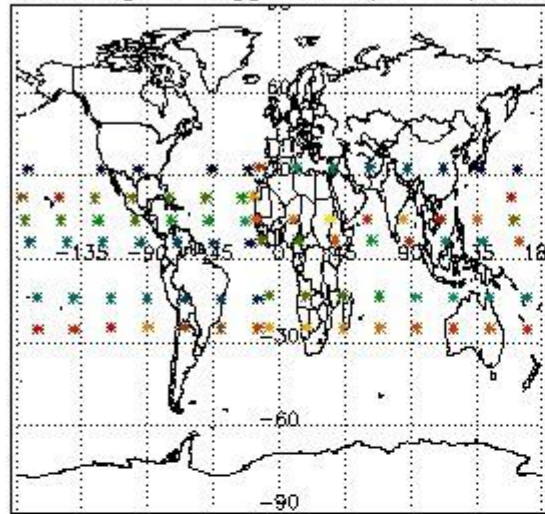
In this section it is plotted some information contained in the Quality Summary data set of the level 2 products. Only products in dark limb conditions and without errors (error flag in the MPH set to "0") are used.

3.1 Plot quality information per product (time dependant)


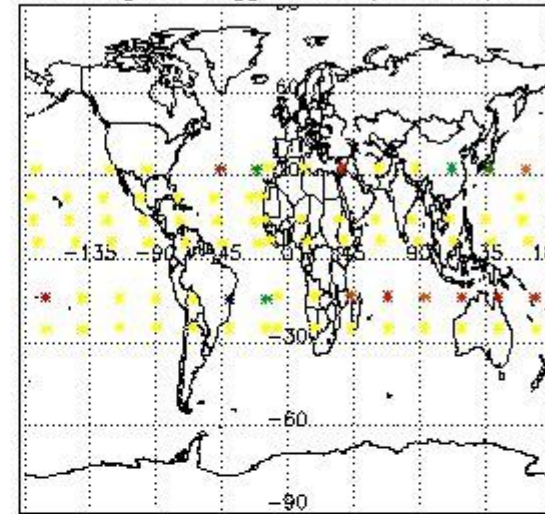


3.2 Plot quality information per product (world map)

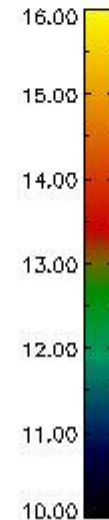
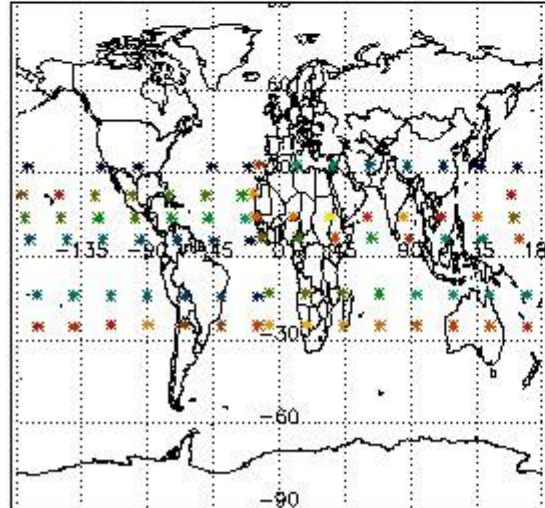
Percentage of flagged data per O3 profile



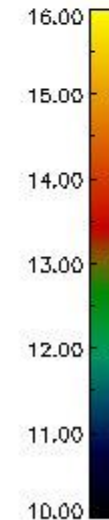
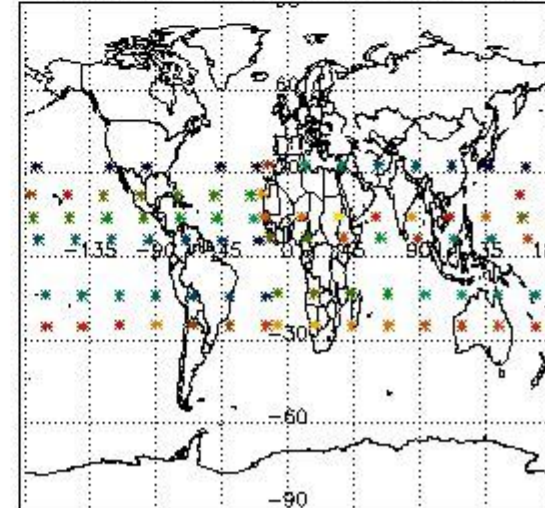
Percentage of flagged data per H2O profile



Percentage of flagged data per NO2 profile



Percentage of flagged data per NO3 profile

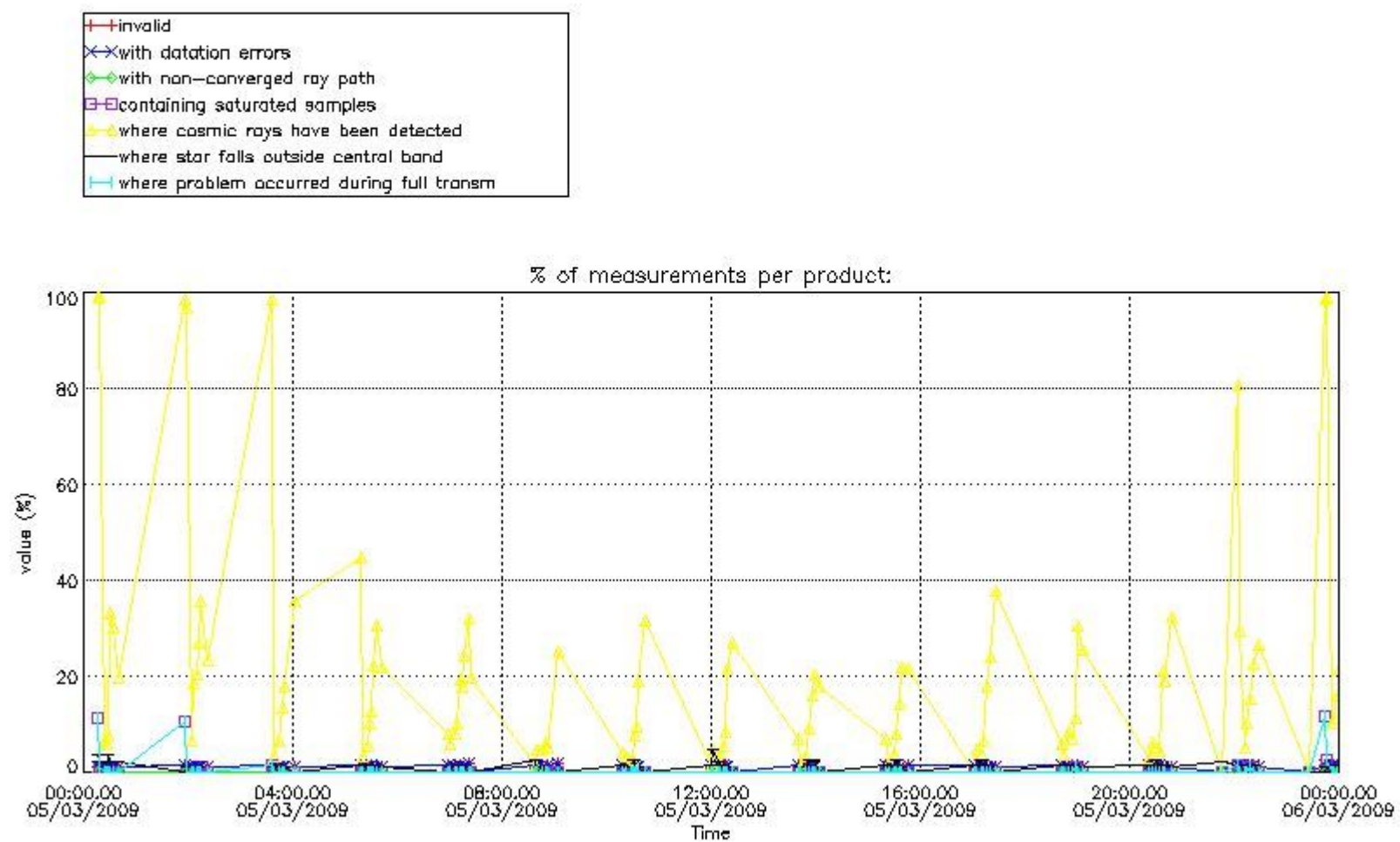


4. Level 1 quality information per product

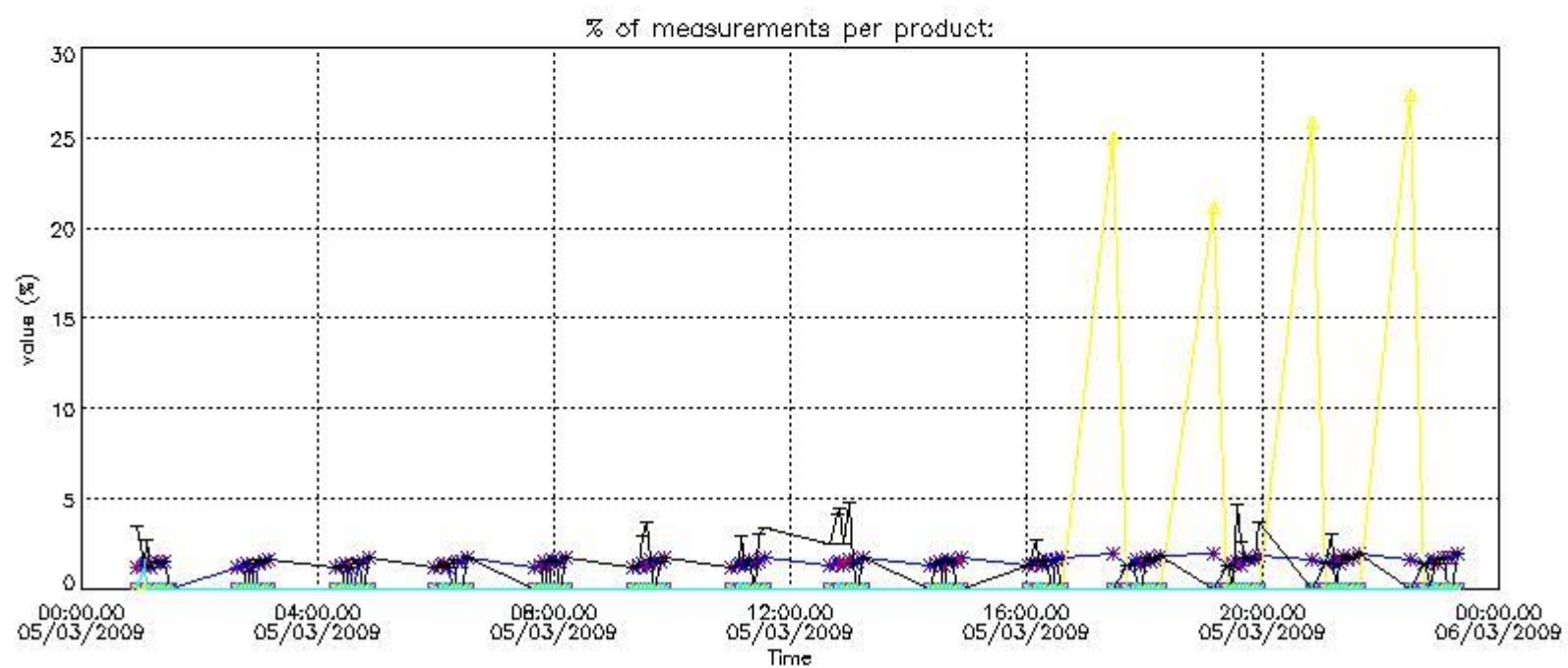
In this section it is plotted some information contained in the Quality Summary data set of the level 2 products that comes from the level 1b processing. Products without errors (error flag in the MPH set to "0") are used.

4.1 Plot quality information per product (time dependant) coming from level 1b processing

4.1.1 Plot level 1 quality information per product (time dependant): ENVISAT ASCENDING passes

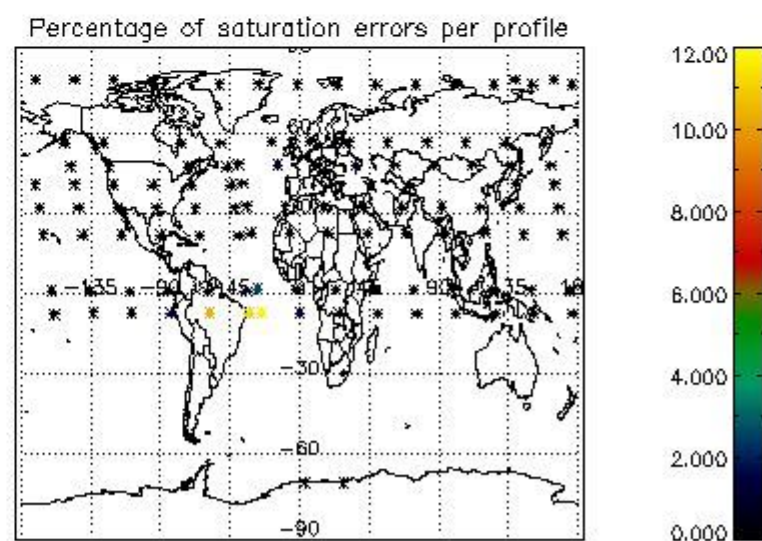
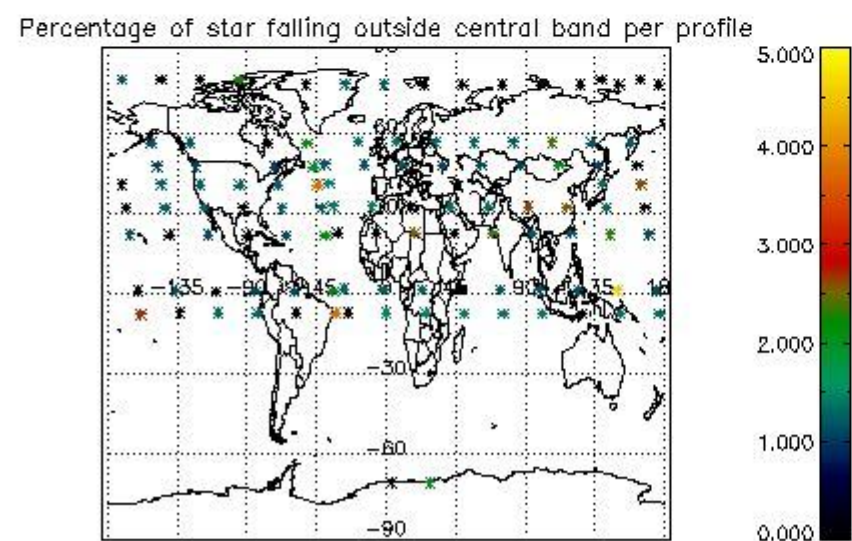
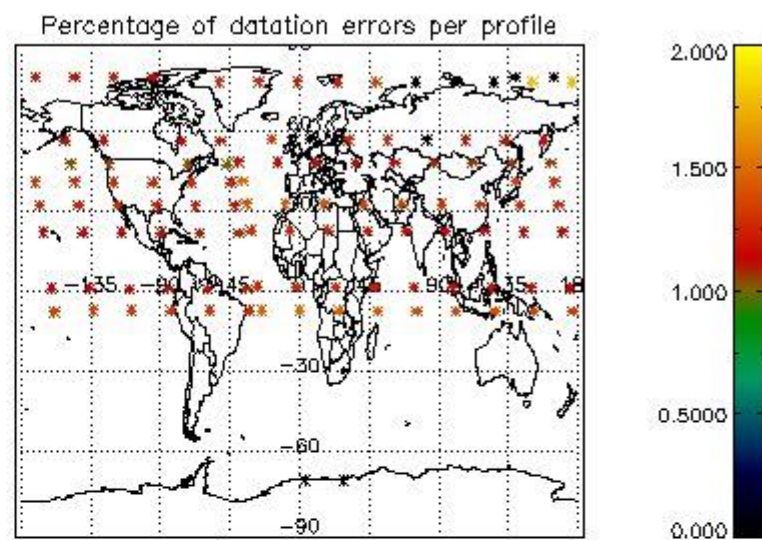
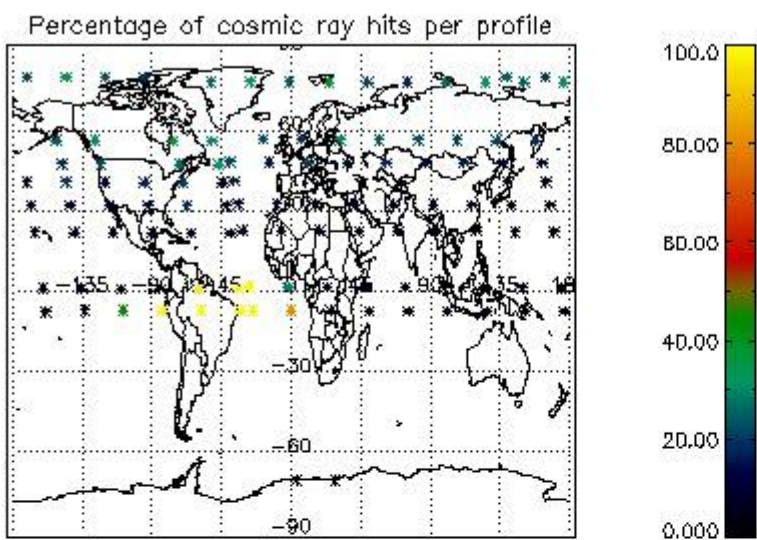


4.1.2 Plot level 1 quality information per product (time dependant): ENVI SAT DESCENDING passes

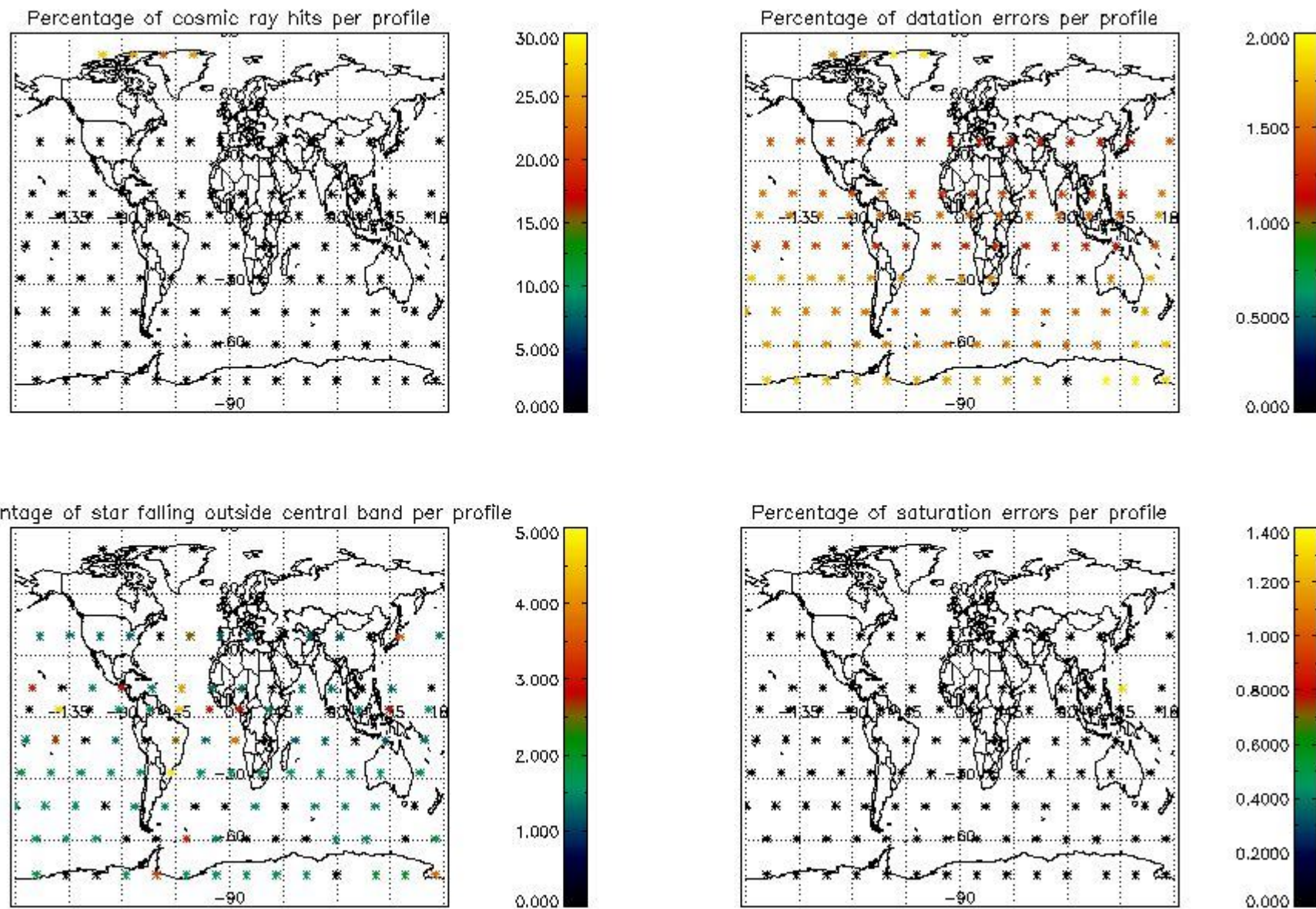


4.2 Plot quality information per product coming from level 1b processing (world map)

4.2.1 Plot level 1 quality information per product (world map): ENVISAT ASCENDING passes



4.2.2 Plot level 1 quality information per product (world map): ENVISAT DESCENDING passes



5. Trace gas profiles

5.1 Ozone statistics based on quality of products

The final quality of the products can be "measured" using the STD (Standard Deviation) attached to every point profile. This information is written to the parameter GOM_NL__2P/NL_LOCAL_SPECIES_DENSITY/o3_std of the level 2 products. The table below shows the statistics for given STD ranges.

The statistics are given with respect to the overall valid production:

- Products without fatal errors: GOM_NL__2P/MPH/PRODUCT_ERR=0
- Valid point profile: GOM_NL__2P/NL_LOCAL_SPECIES_DENSITY/pcd(0)=0

The 'Criteria' is applied to valid points of dark limb products:

- Products in dark limb illumination condition: GOM_NL__2P/NL_SUMMARY_QUALITY/obs_ill_cond=0
- Products without fatal errors: GOM_NL__2P/MPH/PRODUCT_ERR=0
- Valid point profile: GOM_NL__2P/NL_LOCAL_SPECIES_DENSITY/pcd(0)=0

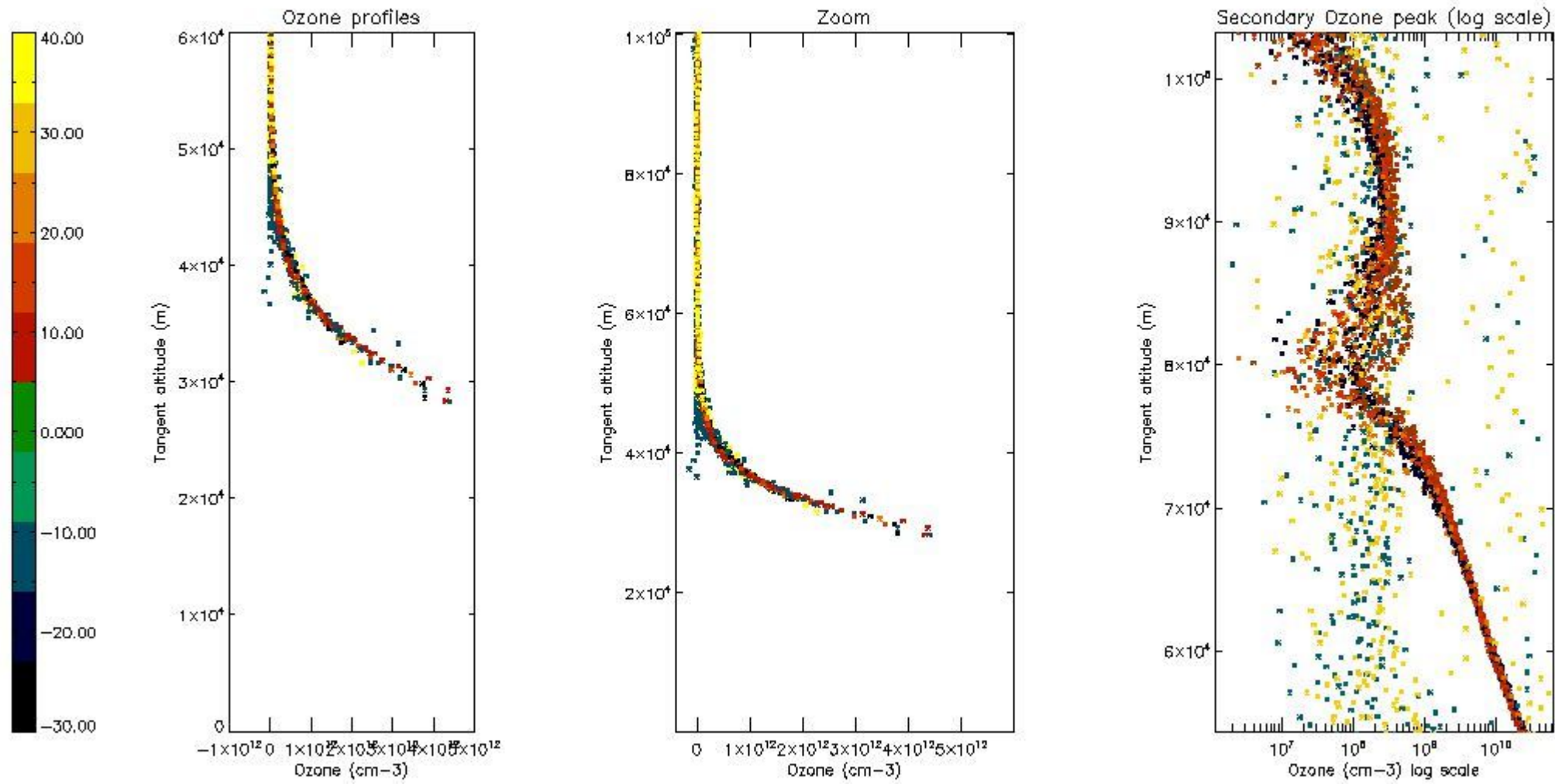
So, the table below shows the percentage of dark limb and valid observations for each criteria with respect to the overall valid daily observations.

Criteria	% of total production
All STD	41
STD < 20	18

STD < 10	14
STD < 5	11

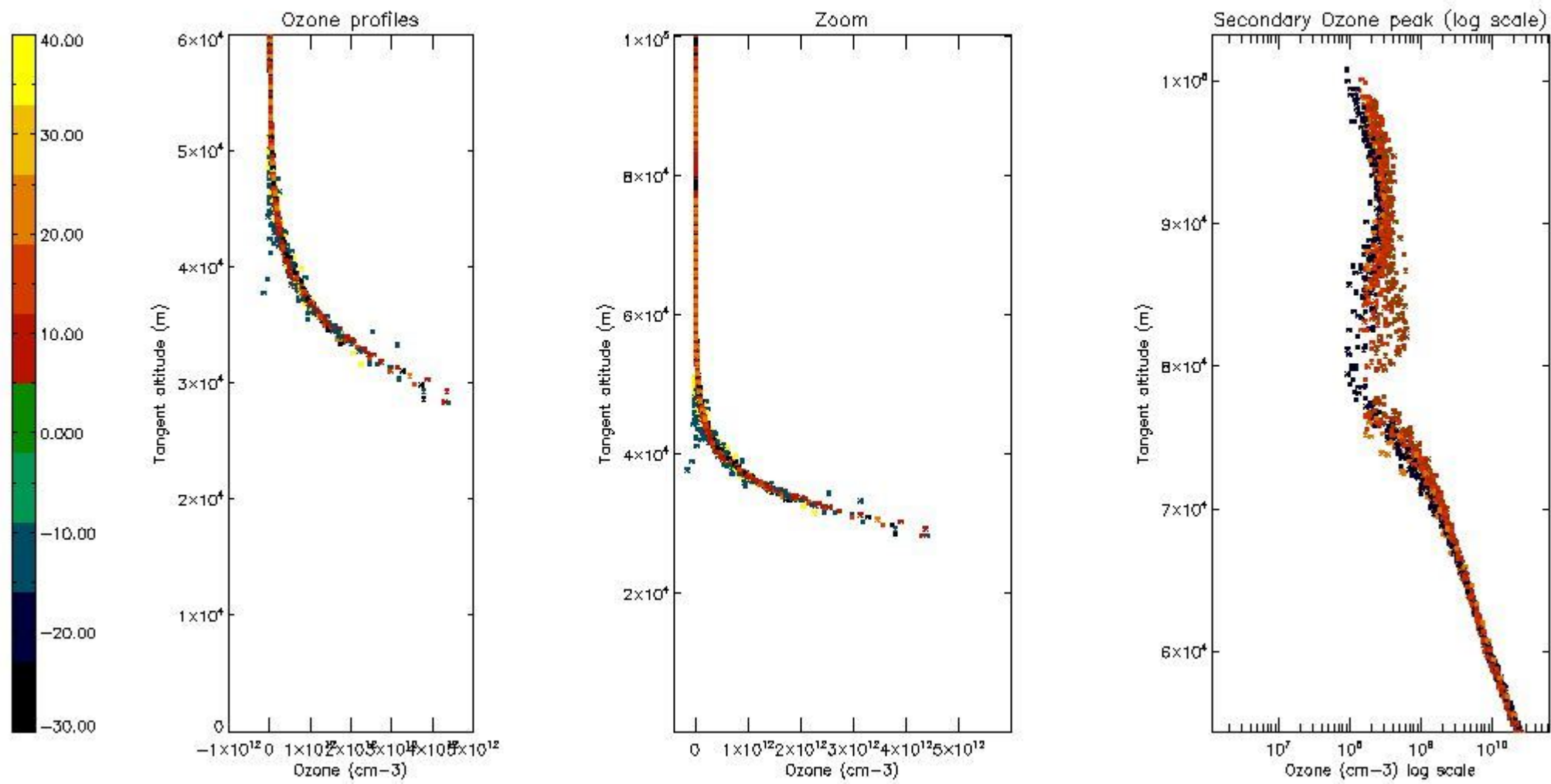
5.2 Plot ozone profiles for all STD (dark without errors)

The colorbar represents the latitude.



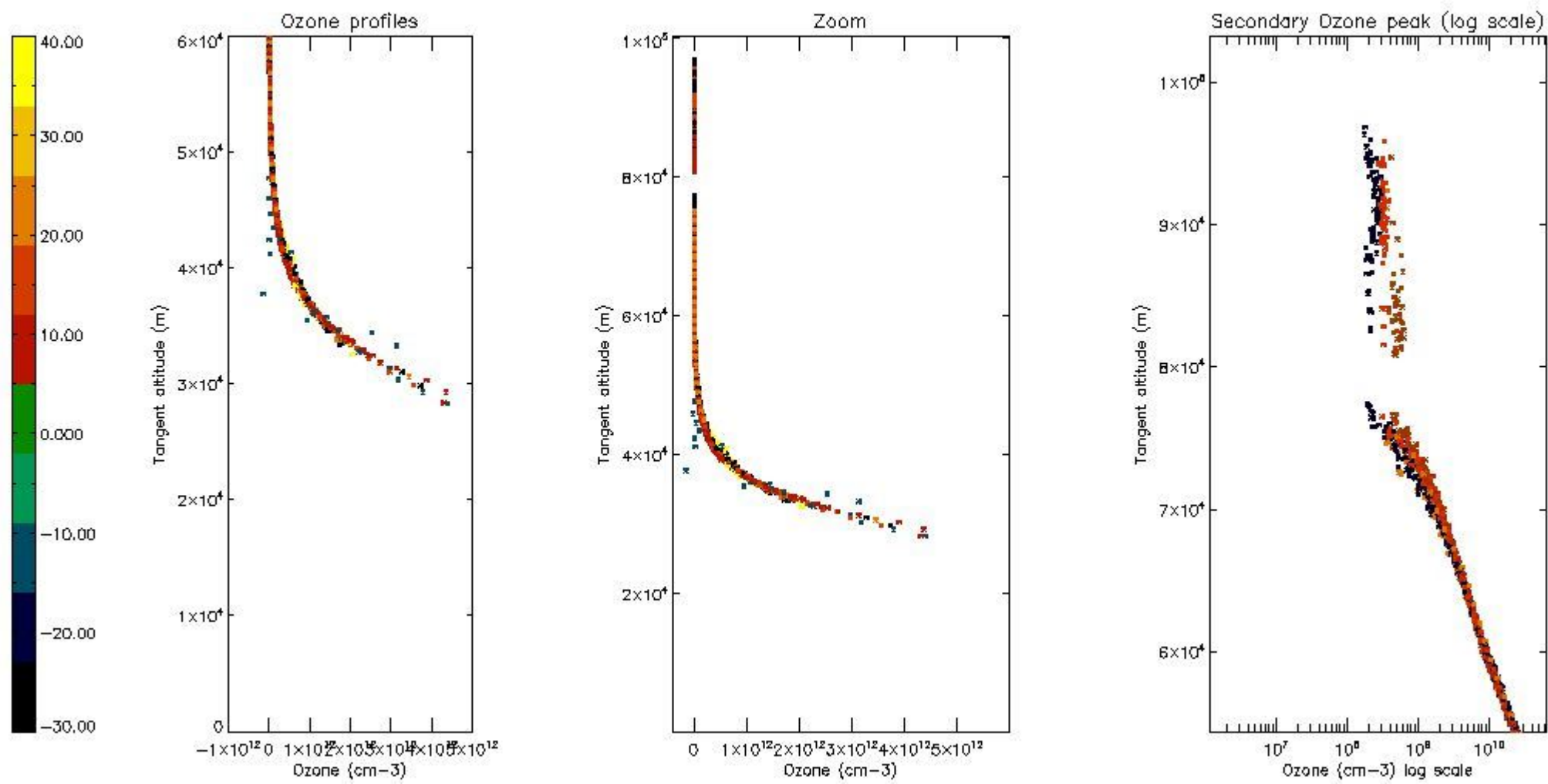
5.3 Plot ozone profiles where STD < 20% (dark without errors)

The colorbar represents the latitude.



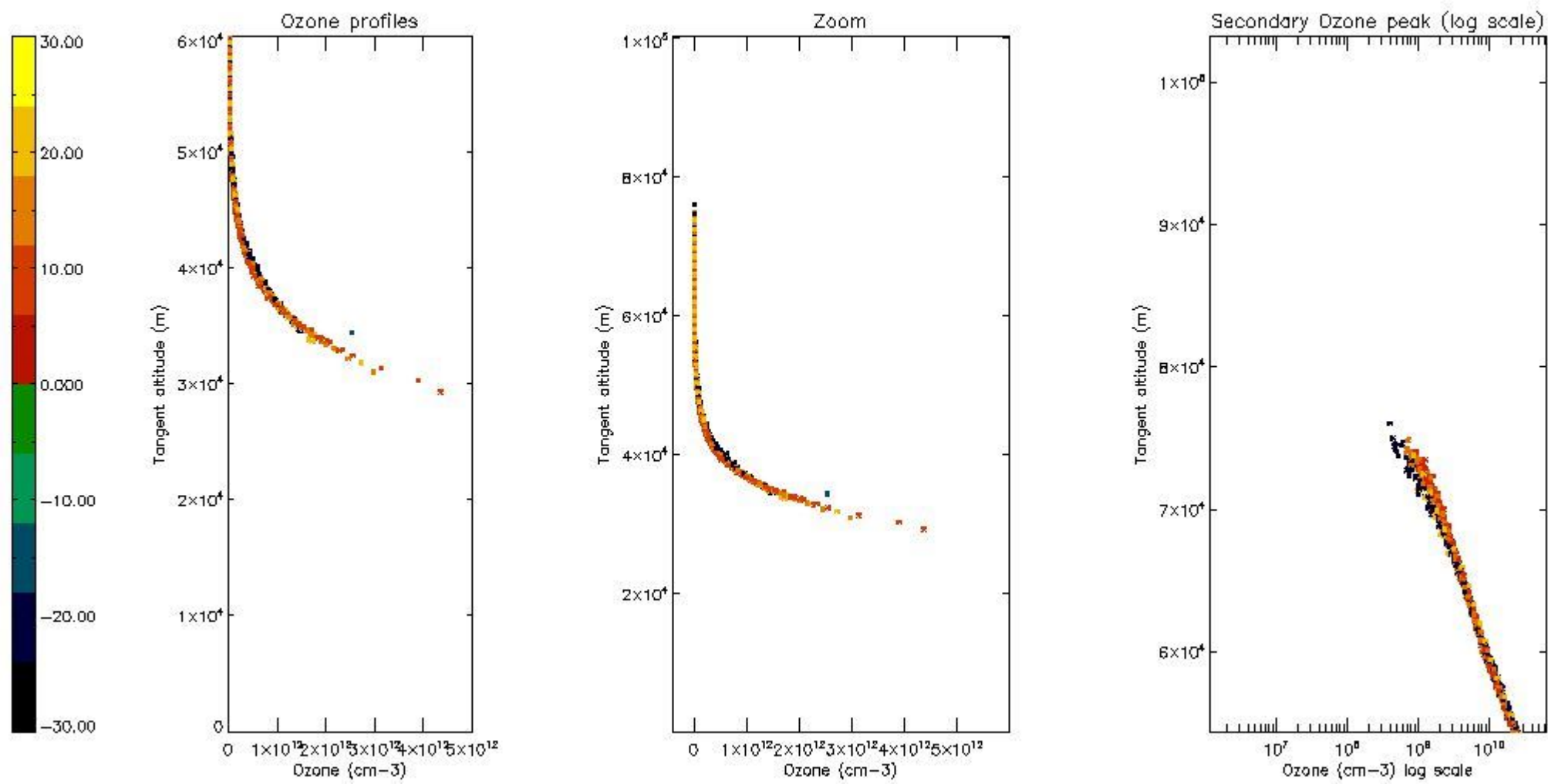
5.4 Plot ozone profiles where STD < 10% (dark without errors)

The colorbar represents the latitude.



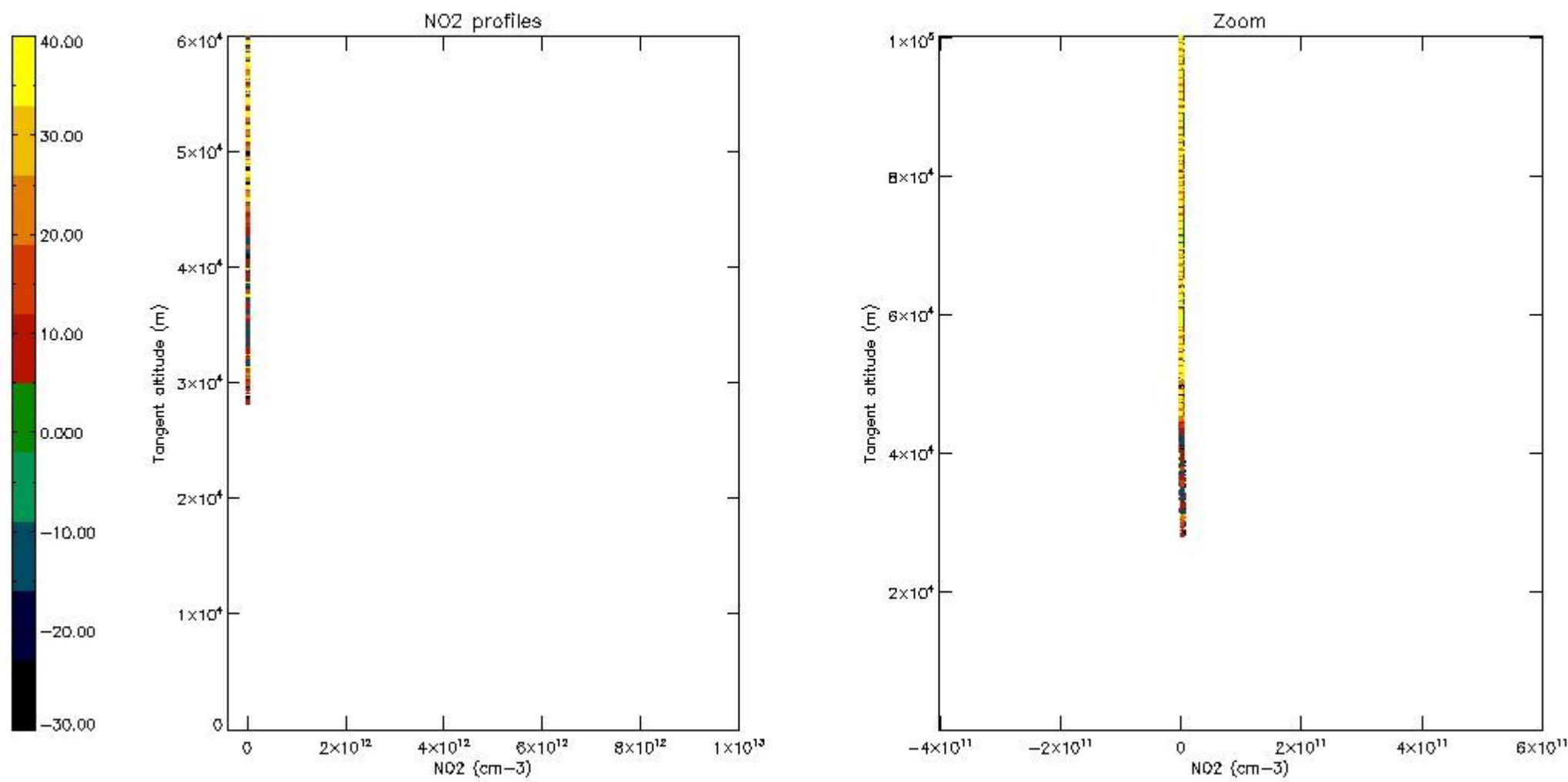
5.5 Plot ozone profiles where STD < 5% (dark without errors)

The colorbar represents the latitude.



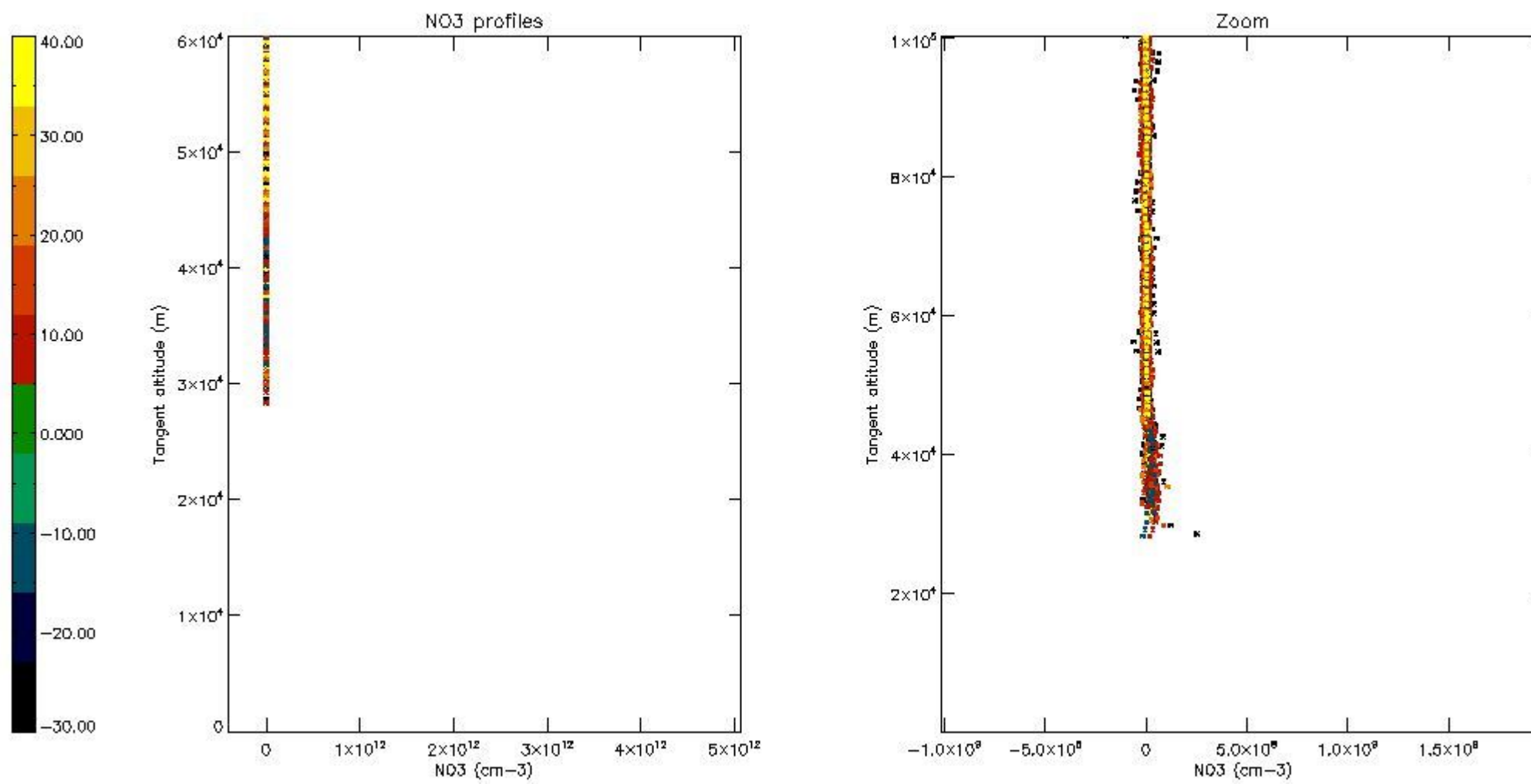
5.6 Plot NO₂ profiles for all STD (dark without errors)

The colorbar represents the latitude.



5.7 Plot NO3 profiles for all STD (dark without errors)

The colorbar represents the latitude.



6. Auxiliary Data Files used for the production reported in section 2

The number reported in the third column indicates since which file (see list in section 2) the corresponding auxiliary file has been used. The fourth column is the date of those product files.

Type	Auxiliary Filename	Used since product	Used since product date
INST_PHYS_CHARACTERISTICS	GOM_INS_AXVIEC20091111_143220_20030716_120000_20500101_000000	1	05-MAR-2009 00:15:24
LEVEL-2_PROC_CONFIG	GOM_PR2_AXVIEC20091111_152718_20020301_000000_20500101_000000	1	05-MAR-2009 00:15:24
CROSS_SECTIONS_FILE	GOM_CRS_AXVIEC20091111_154832_20020301_000000_20500101_000000	1	05-MAR-2009 00:15:24

GOMOS Level 2 Daily Report

SUMMARY

[1. General Info](#)

[2. Summary of processed GOM_NL_2P products](#)

[3. Level 2 Quality information per product](#)

[3.1 Plot of level 2 quality information per product \(time dependant\)](#)

[3.2 Plot of level 2 quality information per product \(world map\)](#)

[4. Level 1 Quality information per product \(stored on level 2 products\)](#)

[4.1 Plot of level 1 quality information per product \(time dependant\)](#)

[4.1.1 Plot of level 1 quality information per product \(time dependant\): ASCENDING](#)

[4.1.2 Plot of level 1 quality information per product \(time dependant\): DESCENDING](#)

[4.2 Plot of level 1 quality information per product \(world map\)](#)

[4.2.1 Plot of level 1 quality information per product \(world map\): ASCENDING](#)

[4.2.2 Plot of level 1 quality information per product \(world map\): DESCENDING](#)

[5. Ozone profiles based on quality statistics and other trace gas profiles](#)

[5.1 Ozone statistics based on quality of products](#)

[5.2 Plot ozone profiles for all STD \(dark without errors\)](#)

[5.3 Plot ozone profiles where STD < 20% \(dark without errors\)](#)

[5.4. Plot ozone profiles where STD < 10% \(dark without errors\)](#)

[5.5. Plot ozone profiles where STD < 5% \(dark without errors\)](#)

[5.6 Plot NO2 profiles for all STD \(dark without errors\)](#)

[5.7 Plot NO3 profiles for all STD \(dark without errors\)](#)

[5.8 Plot H2O profiles \(only for occultations of stars 1,2,3,4,13,14,16,26,63 dark without errors\) for all STD](#)

[6. Auxiliary Data Files used for the production reported in section 2](#)

This report presents the daily analysis on parameters extracted from GOMOS level 2 data (GOM_NL__2P). It is intended to monitor some important parameters that will impact the quality of these products. A list of level 2 products (and content) that have arrived during the reporting day to the PCF is also given.

Item	Value
Time of report generation	25APR2013 17:43:28
Data source version	GOMOS/6.01
Start time of products	05-03-2009 (05MAR2009 00:00:00)
Stop time of products	06-03-2009 (06MAR2009 00:00:00)
Store outputs in DB	Yes
Nb of level 2 prods	228
Nb of prods with errors	0

2. Summary of processed GOM_NL__2P products.

Nr	Filename	UTC Start time	Limb	Duration	Star Id	Star Name	Star Mag	Star Temp	Nb Meas	Orbit	Prod. error
1	GOM_NL__2PRFIN20090305_001524_000000402077_00030_36657_6566.N1	05-MAR-2009 00:15:24	Dark	40.000	115	34Ups Sco	2.6960	26000.	80	36657	No
2	GOM_NL__2PRFIN20090305_001737_000000462077_00031_36658_6566.N1	05-MAR-2009 00:17:37	Dark	46.000	75	26Eps Sco	2.2910	4250.0	92	36658	No
3	GOM_NL__2PRFIN20090305_002332_000000472077_00031_36658_6567.N1	05-MAR-2009 00:23:32	Dark	46.500	131	Gam Lup	2.8000	26000.	93	36658	No
4	GOM_NL__2PRFIN20090305_002622_000000422077_00031_36658_6568.N1	05-MAR-2009 00:26:22	Dark	42.000	78	Alp Lup	2.3040	28000.	84	36658	No
5	GOM_NL__2PRFIN20090305_002851_000000402077_00031_36658_6569.N1	05-MAR-2009 00:28:51	Dark	40.000	95	Zet Cen	2.5450	26000.	80	36658	No
6	GOM_NL__2PRFIN20090305_003046_000000502077_00031_36658_6570.N1	05-MAR-2009 00:30:46	Dark	50.000	54	5The Cen	2.0550	4500.0	100	36658	No
7	GOM_NL__2PRFIN20090305_003317_000000452077_00031_36658_6571.N1	05-MAR-2009 00:33:17	Straylight	45.000	123	lot Cen	2.7500	10200.	90	36658	No
8	GOM_NL__2PRFIN20090305_004052_000000442077_00031_36658_6572.N1	05-MAR-2009 00:40:52	Straylight	43.500	171	2Eps Crv	3.0010	4250.0	87	36658	No
9	GOM_NL__2PRFIN20090305_005641_000000432077_00031_36658_6573.N1	05-MAR-2009 00:56:41	Bright	42.500	96	68Del Leo	2.5600	9300.0	85	36658	No
10	GOM_NL__2PRFIN20090305_010349_000000392077_00031_36658_6574.N1	05-MAR-2009 01:03:49	Bright	38.500	174	52Psi UMa	3.0040	4400.0	77	36658	No
11	GOM_NL__2PRFIN20090305_010642_000000362077_00031_36658_6575.N1	05-MAR-2009 01:06:42	Bright	36.000	82	48Bet UMa	2.3650	10600.	72	36658	No
12	GOM_NL__2PRFIN20090305_011053_000000422077_00031_36658_6576.N1	05-MAR-2009 01:10:53	Bright	41.500	32	77Eps UMa	1.7630	11000.	83	36658	No
13	GOM_NL__2PRFIN20090305_011519_000000322077_00031_36658_6577.N1	05-MAR-2009 01:15:19	Bright	32.000	60	7Bet UMi	2.0810	3950.0	64	36658	No
14	GOM_NL__2PRFIN20090305_011953_000000352077_00031_36658_6578.N1	05-MAR-2009 01:19:53	Bright	35.000	119	14Eta Dra	2.7270	4700.0	70	36658	No
15	GOM_NL__2PRFIN20090305_012427_000000342077_00031_36658_6579.N1	05-MAR-2009 01:24:27	Bright	33.500	130	23Bet Dra	2.7990	5800.0	67	36658	No
16	GOM_NL__2PRFIN20090305_012949_000000302077_00031_36658_6580.N1	05-MAR-2009 01:29:49	Twilight	29.500	5	3Alp Lyr	0.033000	11000.	59	36658	No
17	GOM_NL__2PRFIN20090305_015600_000000392077_00031_36658_6581.N1	05-MAR-2009 01:56:00	Dark	38.500	115	34Ups Sco	2.6960	26000.	77	36658	No
18	GOM_NL__2PRFIN20090305_015814_000000452077_00032_36659_6583.N1	05-MAR-2009 01:58:14	Dark	45.000	75	26Eps Sco	2.2910	4250.0	90	36659	No
19	GOM_NL__2PRFIN20090305_020408_000000462077_00032_36659_6584.N1	05-MAR-2009 02:04:08	Dark	45.500	131	Gam Lup	2.8000	26000.	91	36659	No
20	GOM_NL__2PRFIN20090305_020659_000000412077_00032_36659_6585.N1	05-MAR-2009 02:06:59	Dark	40.500	78	Alp Lup	2.3040	28000.	81	36659	No
21	GOM_NL__2PRFIN20090305_020927_000000402077_00032_36659_6586.N1	05-MAR-2009 02:09:27	Dark	39.500	95	Zet Cen	2.5450	26000.	79	36659	No
22	GOM_NL__2PRFIN20090305_021123_000000492077_00032_36659_6587.N1	05-MAR-2009 02:11:23	Dark	48.500	54	5The Cen	2.0550	4500.0	97	36659	No
23	GOM_NL__2PRFIN20090305_021353_000000442077_00032_36659_6588.N1	05-MAR-2009 02:13:53	Straylight	43.500	123	lot Cen	2.7500	10200.	87	36659	No
24	GOM_NL__2PRFIN20090305_022129_000000412077_00032_36659_6589.N1	05-MAR-2009 02:21:29	Straylight	41.000	171	2Eps Crv	3.0010	4250.0	82	36659	No
25	GOM_NL__2PRFIN20090305_023716_000000422077_00032_36659_6590.N1	05-MAR-2009 02:37:16	Bright	41.500	96	68Del Leo	2.5600	9300.0	83	36659	No
26	GOM_NL__2PRFIN20090305_024423_000000382077_00032_36659_6591.N1	05-MAR-2009 02:44:23	Bright	38.000	174	52Psi UMa	3.0040	4400.0	76	36659	No
27	GOM_NL__2PRFIN20090305_024718_000000352077_00032_36659_6592.N1	05-MAR-2009 02:47:18	Bright	35.000	82	48Bet UMa	2.3650	10600.	70	36659	No
28	GOM_NL__2PRFIN20090305_025129_000000412077_00032_36659_6593.N1	05-MAR-2009 02:51:29	Bright	40.500	32	77Eps UMa	1.7630	11000.	81	36659	No
29	GOM_NL__2PRFIN20090305_025554_000000322077_00032_36659_6594.N1	05-MAR-2009 02:55:54	Bright	31.500	60	7Bet UMi	2.0810	3950.0	63	36659	No
30	GOM_NL__2PRFIN20090305_030029_000000352077_00032_36659_6595.N1	05-MAR-2009 03:00:29	Bright	34.500	119	14Eta Dra	2.7270	4700.0	69	36659	No
31	GOM_NL__2PRFIN20090305_030503_000000342077_00032_36659_6596.N1	05-MAR-2009 03:05:03	Bright	33.500	130	23Bet Dra	2.7990	5800.0	67	36659	No
32	GOM_NL__2PRFIN20090305_031025_000000302077_00032_36659_6597.N1	05-MAR-2009 03:10:25	Twilight	30.000	5	3Alp Lyr	0.033000	11000.	60	36659	No
33	GOM_NL__2PRFIN20090305_033637_000000392077_00032_36659_6598.N1	05-MAR-2009 03:36:37	Dark	38.500	115	34Ups Sco	2.6960	26000.	77	36659	No
34	GOM_NL__2PRFIN20090305_033851_000000452077_00033_36660_6614.N1	05-MAR-2009 03:38:51	Dark	45.000	75	26Eps Sco	2.2910	4250.0	90	36660	No
35	GOM_NL__2PRFIN20090305_034446_000000452077_00033_36660_6615.N1	05-MAR-2009 03:44:46	Dark	45.000	131	Gam Lup	2.8000	26000.	90	36660	No
36	GOM_NL__2PRFIN20090305_034736_000000412077_00033_36660_6616.N1	05-MAR-2009 03:47:36	Dark	40.500	78	Alp Lup	2.3040	28000.	81	36660	No
37	GOM_NL__2PRFIN20090305_035004_000000402077_00033_36660_6617.N1	05-MAR-2009 03:50:04	Dark	39.500	95	Zet Cen	2.5450	26000.	79	36660	No
38	GOM_NL__2PRFIN20090305_040204_000000422077_00033_36660_6618.N1	05-MAR-2009 04:02:04	Straylight	42.000	171	2Eps Crv	3.0010	4250.0	84	36660	No
39	GOM_NL__2PRFIN20090305_041752_000000422077_00033_36660_6619.N1	05-MAR-2009 04:17:52	Bright	41.500	96	68Del Leo	2.5600	9300.0	83	36660	No
40	GOM_NL__2PRFIN20090305_042459_000000382077_00033_36660_6620.N1	05-MAR-2009 04:24:59	Bright	37.500	174	52Psi UMa	3.0040	4400.0	75	36660	No
41	GOM_NL__2PRFIN20090305_042753_000000352077_00033_36660_6621.N1	05-MAR-2009 04:27:53	Bright	34.500	82	48Bet UMa	2.3650	10600.	69	36660	No
42	GOM_NL__2PRFIN20090305_043204_000000412077_00033_36660_6622.N1	05-MAR-2009 04:32:04	Bright	40.500	32	77Eps UMa	1.7630	11000.	81	36660	No

43	GOM_NL__2PRFIN20090305_043629_000000322077_00033_36660_6623.N1	05-MAR-2009 04:36:29	Bright	31.500	60	7Bet UMi	2.0810	3950.0	63	36660	No
44	GOM_NL__2PRFIN20090305_044104_000000352077_00033_36660_6624.N1	05-MAR-2009 04:41:04	Bright	34.500	119	14Eta Dra	2.7270	4700.0	69	36660	No
45	GOM_NL__2PRFIN20090305_044538_000000332077_00033_36660_6625.N1	05-MAR-2009 04:45:38	Tw_i_and_stray	33.000	130	23Bet Dra	2.7990	5800.0	66	36660	No
46	GOM_NL__2PRFIN20090305_045102_000000302077_00033_36660_6626.N1	05-MAR-2009 04:51:02	Tw_i_and_stray	29.500	5	3Alp Lyr	0.033000	11000.	59	36660	No
47	GOM_NL__2PRFIN20090305_051714_000000382077_00033_36660_6627.N1	05-MAR-2009 05:17:14	Dark	38.000	115	34Ups Sco	2.6960	26000.	76	36660	No
48	GOM_NL__2PRFIN20090305_051928_000000442077_00034_36661_6628.N1	05-MAR-2009 05:19:28	Dark	44.000	75	26Eps Sco	2.2910	4250.0	88	36661	No
49	GOM_NL__2PRFIN20090305_052523_000000452077_00034_36661_6629.N1	05-MAR-2009 05:25:23	Dark	44.500	131	Gam Lup	2.8000	26000.	89	36661	No
50	GOM_NL__2PRFIN20090305_052813_000000402077_00034_36661_6630.N1	05-MAR-2009 05:28:13	Dark	39.500	78	Alp Lup	2.3040	28000.	79	36661	No
51	GOM_NL__2PRFIN20090305_053040_000000392077_00034_36661_6631.N1	05-MAR-2009 05:30:40	Dark	39.000	95	Zet Cen	2.5450	26000.	78	36661	No
52	GOM_NL__2PRFIN20090305_053237_000000482077_00034_36661_6632.N1	05-MAR-2009 05:32:37	Dark	47.500	54	5The Cen	2.0550	4500.0	95	36661	No
53	GOM_NL__2PRFIN20090305_053507_000000432077_00034_36661_6633.N1	05-MAR-2009 05:35:07	Straylight	42.500	123	lot Cen	2.7500	10200.	85	36661	No
54	GOM_NL__2PRFIN20090305_054240_000000422077_00034_36661_6634.N1	05-MAR-2009 05:42:40	Straylight	41.500	171	2Eps Crv	3.0010	4250.0	83	36661	No
55	GOM_NL__2PRFIN20090305_055827_000000412077_00034_36661_6635.N1	05-MAR-2009 05:58:27	Bright	41.000	96	68Del Leo	2.5600	9300.0	82	36661	No
56	GOM_NL__2PRFIN20090305_060534_000000382077_00034_36661_6636.N1	05-MAR-2009 06:05:34	Bright	37.500	174	52Psi UMa	3.0040	4400.0	75	36661	No
57	GOM_NL__2PRFIN20090305_060829_000000352077_00034_36661_6637.N1	05-MAR-2009 06:08:29	Bright	34.500	82	48Bet UMa	2.3650	10600.	69	36661	No
58	GOM_NL__2PRFIN20090305_061239_000000402077_00034_36661_6638.N1	05-MAR-2009 06:12:39	Bright	40.000	32	77Eps UMa	1.7630	11000.	80	36661	No
59	GOM_NL__2PRFIN20090305_061705_000000322077_00034_36661_6639.N1	05-MAR-2009 06:17:05	Bright	31.500	60	7Bet UMi	2.0810	3950.0	63	36661	No
60	GOM_NL__2PRFIN20090305_062140_000000342077_00034_36661_6640.N1	05-MAR-2009 06:21:40	Bright	33.500	119	14Eta Dra	2.7270	4700.0	67	36661	No
61	GOM_NL__2PRFIN20090305_062614_000000332077_00034_36661_6641.N1	05-MAR-2009 06:26:14	Tw_i_and_stray	33.000	130	23Bet Dra	2.7990	5800.0	66	36661	No
62	GOM_NL__2PRFIN20090305_063137_000000302077_00034_36661_6642.N1	05-MAR-2009 06:31:37	Tw_i_and_stray	29.500	5	3Alp Lyr	0.033000	11000.	59	36661	No
63	GOM_NL__2PRFIN20090305_065751_000000382077_00034_36661_6643.N1	05-MAR-2009 06:57:51	Dark	37.500	115	34Ups Sco	2.6960	26000.	75	36661	No
64	GOM_NL__2PRFIN20090305_070006_000000442077_00035_36662_6642.N1	05-MAR-2009 07:00:06	Dark	43.500	75	26Eps Sco	2.2910	4250.0	87	36662	No
65	GOM_NL__2PRFIN20090305_070600_000000442077_00035_36662_6643.N1	05-MAR-2009 07:06:00	Dark	44.000	131	Gam Lup	2.8000	26000.	88	36662	No
66	GOM_NL__2PRFIN20090305_070850_000000402077_00035_36662_6644.N1	05-MAR-2009 07:08:50	Dark	40.000	78	Alp Lup	2.3040	28000.	80	36662	No
67	GOM_NL__2PRFIN20090305_071117_000000392077_00035_36662_6645.N1	05-MAR-2009 07:11:17	Dark	39.000	95	Zet Cen	2.5450	26000.	78	36662	No
68	GOM_NL__2PRFIN20090305_071314_000000482077_00035_36662_6646.N1	05-MAR-2009 07:13:14	Dark	48.000	54	5The Cen	2.0550	4500.0	96	36662	No
69	GOM_NL__2PRFIN20090305_071543_000000432077_00035_36662_6647.N1	05-MAR-2009 07:15:43	Straylight	43.000	123	lot Cen	2.7500	10200.	86	36662	No
70	GOM_NL__2PRFIN20090305_072229_000000282077_00035_36662_6648.N1	05-MAR-2009 07:22:29	Straylight	28.000	106	9Bet Crv	2.6480	5600.0	56	36662	No
71	GOM_NL__2PRFIN20090305_072316_000000412077_00035_36662_6649.N1	05-MAR-2009 07:23:16	Straylight	40.500	171	2Eps Crv	3.0010	4250.0	81	36662	No
72	GOM_NL__2PRFIN20090305_073903_000000412077_00035_36662_6650.N1	05-MAR-2009 07:39:03	Bright	40.500	96	68Del Leo	2.5600	9300.0	81	36662	No
73	GOM_NL__2PRFIN20090305_074610_000000372077_00035_36662_6651.N1	05-MAR-2009 07:46:10	Bright	37.000	174	52Psi UMa	3.0040	4400.0	74	36662	No
74	GOM_NL__2PRFIN20090305_074905_000000342077_00035_36662_6652.N1	05-MAR-2009 07:49:05	Bright	33.500	82	48Bet UMa	2.3650	10600.	67	36662	No
75	GOM_NL__2PRFIN20090305_075314_000000402077_00035_36662_6653.N1	05-MAR-2009 07:53:14	Bright	39.500	32	77Eps UMa	1.7630	11000.	79	36662	No
76	GOM_NL__2PRFIN20090305_075740_000000322077_00035_36662_6654.N1	05-MAR-2009 07:57:40	Bright	31.500	60	7Bet UMi	2.0810	3950.0	63	36662	No
77	GOM_NL__2PRFIN20090305_080216_000000342077_00035_36662_6655.N1	05-MAR-2009 08:02:16	Bright	33.500	119	14Eta Dra	2.7270	4700.0	67	36662	No
78	GOM_NL__2PRFIN20090305_080650_000000332077_00035_36662_6656.N1	05-MAR-2009 08:06:50	Tw_i_and_stray	32.500	130	23Bet Dra	2.7990	5800.0	65	36662	No
79	GOM_NL__2PRFIN20090305_081213_000000302077_00035_36662_6657.N1	05-MAR-2009 08:12:13	Tw_i_and_stray	29.500	5	3Alp Lyr	0.033000	11000.	59	36662	No
80	GOM_NL__2PRFIN20090305_083817_000000372077_00035_36662_6658.N1	05-MAR-2009 08:38:17	Dark	37.000	25	35Lam Sco	1.6200	28000.	74	36662	No
81	GOM_NL__2PRFIN20090305_084043_000000442077_00036_36663_6659.N1	05-MAR-2009 08:40:43	Dark	43.500	75	26Eps Sco	2.2910	4250.0	87	36663	No
82	GOM_NL__2PRFIN20090305_084637_000000442077_00036_36663_6660.N1	05-MAR-2009 08:46:37	Dark	44.000	131	Gam Lup	2.8000	26000.	88	36663	No
83	GOM_NL__2PRFIN20090305_084927_000000402077_00036_36663_6661.N1	05-MAR-2009 08:49:27	Dark	39.500	78	Alp Lup	2.3040	28000.	79	36663	No
84	GOM_NL__2PRFIN20090305_085154_000000382077_00036_36663_6662.N1	05-MAR-2009 08:51:54	Dark	38.000	95	Zet Cen	2.5450	26000.	76	36663	No
85	GOM_NL__2PRFIN20090305_090305_000000282077_00036_36663_6663.N1	05-MAR-2009 09:03:05	Straylight	28.000	106	9Bet Crv	2.6480	5600.0	56	36663	No
86	GOM_NL__2PRFIN20090305_090353_000000402077_00036_36663_6664.N1	05-MAR-2009 09:03:53	Straylight	40.000	171	2Eps Crv	3.0010	4250.0	80	36663	No
87	GOM_NL__2PRFIN20090305_091938_000000412077_00036_36663_6665.N1	05-MAR-2009 09:19:38	Bright	41.000	96	68Del Leo	2.5600	9300.0	82	36663	No
88	GOM_NL__2PRFIN20090305_092645_000000372077_00036_36663_6666.N1	05-MAR-2009 09:26:45	Bright	37.000	174	52Psi UMa	3.0040	4400.0	74	36663	No
89	GOM_NL__2PRFIN20090305_092940_000000352077_00036_36663_6667.N1	05-MAR-2009 09:29:40	Bright	34.500	82	48Bet UMa	2.3650	10600.	69	36663	No
90	GOM_NL__2PRFIN20090305_093349_000000402077_00036_36663_6668.N1	05-MAR-2009 09:33:49	Bright	40.000	32	77Eps UMa	1.7630	11000.	80	36663	No
91	GOM_NL__2PRFIN20090305_093816_000000322077_00036_36663_6669.N1	05-MAR-2009 09:38:16	Bright	31.500	60	7Bet UMi	2.0810	3950.0	63	36663	No
92	GOM_NL__2PRFIN20090305_094250_000000342077_00036_36663_6670.N1	05-MAR-2009 09:42:50	Bright	34.000	119	14Eta Dra	2.7270	4700.0	68	36663	No
93	GOM_NL__2PRFIN20090305_094725_000000332077_00036_36663_6671.N1	05-MAR-2009 09:47:25	Tw_i_and_stray	33.000	130	23Bet Dra	2.7990	5800.0	66	36663	No
94	GOM_NL__2PRFIN20090305_095249_000000302077_00036_36663_6672.N1	05-MAR-2009 09:52:49	Tw_i_and_stray	29.500	5	3Alp Lyr	0.033000	11000.	59	36663	No
95	GOM_NL__2PRFIN20090305_101853_000000382077_00036_36663_6673.N1	05-MAR-2009 10:18:53	Dark	37.500	25	35Lam Sco	1.6200	28000.	75	36663	No
96	GOM_NL__2PRFIN20090305_102120_000000442077_00037_36664_6687.N1	05-MAR-2009 10:21:20	Dark	44.000	75	26Eps Sco	2.2910	4250.0	88	36664	No
97	GOM_NL__2PRFIN20090305_102714_000000452077_00037_36664_6688.N1	05-MAR-2009 10:27:14	Dark	44.500	131	Gam Lup	2.8000	26000.	89	36664	No
98	GOM_NL__2PRFIN20090305_103003_000000402077_00037_36664_6689.N1	05-MAR-2009 10:30:03	Dark	39.500	78	Alp Lup	2.3040	28000.	79	36664	No
99	GOM_NL__2PRFIN20090305_103231_000000392077_00037_36664_6690.N1	05-MAR-2009 10:32:31	Dark	38.500	95	Zet Cen	2.5450	26000.	77	36664	No
100	GOM_NL__2PRFIN20090305_103428_000000482077_00037_36664_6691.N1	05-MAR-2009 10:34:28	Dark	47.500	54	5The Cen	2.0550	4500.0	95	36664	No
101	GOM_NL__2PRFIN20090305_103657_000000432077_00037_36664_6692.N1	05-MAR-2009 10:36:57	Straylight	42.500	123	lot Cen	2.7500	10200.	85	36664	No

102	GOM_NL__2PRFIN20090305_104342_000000322077_00037_36664_6693.N1	05-MAR-2009 10:43:42	Straylight	31.500	106	9Bet Crv	2.6480	5600.0	63	36664	No
103	GOM_NL__2PRFIN20090305_110013_000000412077_00037_36664_6694.N1	05-MAR-2009 11:00:13	Bright	40.500	96	68Del Leo	2.5600	9300.0	81	36664	No
104	GOM_NL__2PRFIN20090305_110720_000000372077_00037_36664_6695.N1	05-MAR-2009 11:07:20	Bright	37.000	174	52Psi UMa	3.0040	4400.0	74	36664	No
105	GOM_NL__2PRFIN20090305_111015_000000342077_00037_36664_6696.N1	05-MAR-2009 11:10:15	Bright	34.000	82	48Bet UMa	2.3650	10600.	68	36664	No
106	GOM_NL__2PRFIN20090305_111424_000000402077_00037_36664_6697.N1	05-MAR-2009 11:14:24	Bright	39.500	32	77Eps UMa	1.7630	11000.	79	36664	No
107	GOM_NL__2PRFIN20090305_111852_000000312077_00037_36664_6698.N1	05-MAR-2009 11:18:52	Bright	31.000	60	7Bet UMi	2.0810	3950.0	62	36664	No
108	GOM_NL__2PRFIN20090305_112326_000000342077_00037_36664_6699.N1	05-MAR-2009 11:23:26	Bright	34.000	119	14Eta Dra	2.7270	4700.0	68	36664	No
109	GOM_NL__2PRFIN20090305_112801_000000332077_00037_36664_6700.N1	05-MAR-2009 11:28:01	Twi_and_stray	32.500	130	23Bet Dra	2.7990	5800.0	65	36664	No
110	GOM_NL__2PRFIN20090305_113325_000000302077_00037_36664_6701.N1	05-MAR-2009 11:33:25	Twi_and_stray	29.500	5	3Alp Lyr	0.033000	11000.	59	36664	No
111	GOM_NL__2PRFIN20090305_115930_000000372077_00037_36664_6702.N1	05-MAR-2009 11:59:30	Dark	37.000	25	35Lam Sco	1.6200	28000.	74	36664	No
112	GOM_NL__2PRFIN20090305_120157_000000442077_00038_36665_6701.N1	05-MAR-2009 12:01:57	Dark	43.500	75	26Eps Sco	2.2910	4250.0	87	36665	No
113	GOM_NL__2PRFIN20090305_120752_000000442077_00038_36665_6702.N1	05-MAR-2009 12:07:52	Dark	43.500	131	Gam Lup	2.8000	26000.	87	36665	No
114	GOM_NL__2PRFIN20090305_121040_000000392077_00038_36665_6703.N1	05-MAR-2009 12:10:40	Dark	39.000	78	Alp Lup	2.3040	28000.	78	36665	No
115	GOM_NL__2PRFIN20090305_121308_000000382077_00038_36665_6704.N1	05-MAR-2009 12:13:08	Dark	37.500	95	Zet Cen	2.5450	26000.	75	36665	No
116	GOM_NL__2PRFIN20090305_121505_000000472077_00038_36665_6705.N1	05-MAR-2009 12:15:05	Dark	47.000	54	5The Cen	2.0550	4500.0	94	36665	No
117	GOM_NL__2PRFIN20090305_121733_000000422077_00038_36665_6706.N1	05-MAR-2009 12:17:33	Straylight	42.000	123	lot Cen	2.7500	10200.	84	36665	No
118	GOM_NL__2PRFIN20090305_122418_000000322077_00038_36665_6707.N1	05-MAR-2009 12:24:18	Straylight	31.500	106	9Bet Crv	2.6480	5600.0	63	36665	No
119	GOM_NL__2PRFIN20090305_124049_000000402077_00038_36665_6708.N1	05-MAR-2009 12:40:49	Bright	39.500	96	68Del Leo	2.5600	9300.0	79	36665	No
120	GOM_NL__2PRFIN20090305_124756_000000372077_00038_36665_6709.N1	05-MAR-2009 12:47:56	Bright	36.500	174	52Psi UMa	3.0040	4400.0	73	36665	No
121	GOM_NL__2PRFIN20090305_125051_000000342077_00038_36665_6710.N1	05-MAR-2009 12:50:51	Bright	33.500	82	48Bet UMa	2.3650	10600.	67	36665	No
122	GOM_NL__2PRFIN20090305_125459_000000402077_00038_36665_6711.N1	05-MAR-2009 12:54:59	Bright	39.500	32	77Eps UMa	1.7630	11000.	79	36665	No
123	GOM_NL__2PRFIN20090305_125927_000000312077_00038_36665_6712.N1	05-MAR-2009 12:59:27	Bright	31.000	60	7Bet UMi	2.0810	3950.0	62	36665	No
124	GOM_NL__2PRFIN20090305_130401_000000342077_00038_36665_6713.N1	05-MAR-2009 13:04:01	Bright	34.000	119	14Eta Dra	2.7270	4700.0	68	36665	No
125	GOM_NL__2PRFIN20090305_130837_000000322077_00038_36665_6714.N1	05-MAR-2009 13:08:37	Twi_and_stray	32.000	130	23Bet Dra	2.7990	5800.0	64	36665	No
126	GOM_NL__2PRFIN20090305_131401_000000292077_00038_36665_6715.N1	05-MAR-2009 13:14:01	Twi_and_stray	29.000	5	3Alp Lyr	0.033000	11000.	58	36665	No
127	GOM_NL__2PRFIN20090305_134008_000000362077_00038_36665_6716.N1	05-MAR-2009 13:40:08	Dark	36.000	25	35Lam Sco	1.6200	28000.	72	36665	No
128	GOM_NL__2PRFIN20090305_134234_000000432077_00039_36666_6718.N1	05-MAR-2009 13:42:34	Dark	43.000	75	26Eps Sco	2.2910	4250.0	86	36666	No
129	GOM_NL__2PRFIN20090305_134829_000000442077_00039_36666_6719.N1	05-MAR-2009 13:48:29	Dark	43.500	131	Gam Lup	2.8000	26000.	87	36666	No
130	GOM_NL__2PRFIN20090305_135117_000000392077_00039_36666_6720.N1	05-MAR-2009 13:51:17	Dark	39.000	78	Alp Lup	2.3040	28000.	78	36666	No
131	GOM_NL__2PRFIN20090305_135542_000000472077_00039_36666_6721.N1	05-MAR-2009 13:55:42	Dark	47.000	54	5The Cen	2.0550	4500.0	94	36666	No
132	GOM_NL__2PRFIN20090305_135810_000000422077_00039_36666_6722.N1	05-MAR-2009 13:58:10	Straylight	42.000	123	lot Cen	2.7500	10200.	84	36666	No
133	GOM_NL__2PRFIN20090305_140454_000000372077_00039_36666_6723.N1	05-MAR-2009 14:04:54	Straylight	36.500	106	9Bet Crv	2.6480	5600.0	73	36666	No
134	GOM_NL__2PRFIN20090305_142124_000000392077_00039_36666_6724.N1	05-MAR-2009 14:21:24	Bright	38.500	96	68Del Leo	2.5600	9300.0	77	36666	No
135	GOM_NL__2PRFIN20090305_142832_000000362077_00039_36666_6725.N1	05-MAR-2009 14:28:32	Bright	35.500	174	52Psi UMa	3.0040	4400.0	71	36666	No
136	GOM_NL__2PRFIN20090305_143127_000000332077_00039_36666_6726.N1	05-MAR-2009 14:31:27	Bright	33.000	82	48Bet UMa	2.3650	10600.	66	36666	No
137	GOM_NL__2PRFIN20090305_143534_000000392077_00039_36666_6727.N1	05-MAR-2009 14:35:34	Bright	39.000	32	77Eps UMa	1.7630	11000.	78	36666	No
138	GOM_NL__2PRFIN20090305_144003_000000312077_00039_36666_6728.N1	05-MAR-2009 14:40:03	Bright	30.500	60	7Bet UMi	2.0810	3950.0	61	36666	No
139	GOM_NL__2PRFIN20090305_144437_000000332077_00039_36666_6729.N1	05-MAR-2009 14:44:37	Bright	33.000	119	14Eta Dra	2.7270	4700.0	66	36666	No
140	GOM_NL__2PRFIN20090305_144912_000000322077_00039_36666_6730.N1	05-MAR-2009 14:49:12	Twi_and_stray	32.000	130	23Bet Dra	2.7990	5800.0	64	36666	No
141	GOM_NL__2PRFIN20090305_145437_000000292077_00039_36666_6731.N1	05-MAR-2009 14:54:37	Twi_and_stray	28.500	5	3Alp Lyr	0.033000	11000.	57	36666	No
142	GOM_NL__2PRFIN20090305_152044_000000372077_00039_36666_6732.N1	05-MAR-2009 15:20:44	Dark	36.500	25	35Lam Sco	1.6200	28000.	73	36666	No
143	GOM_NL__2PRFIN20090305_152311_000000432077_00040_36667_6735.N1	05-MAR-2009 15:23:11	Dark	42.500	75	26Eps Sco	2.2910	4250.0	85	36667	No
144	GOM_NL__2PRFIN20090305_152906_000000432077_00040_36667_6736.N1	05-MAR-2009 15:29:06	Dark	43.000	131	Gam Lup	2.8000	26000.	86	36667	No
145	GOM_NL__2PRFIN20090305_153154_000000382077_00040_36667_6737.N1	05-MAR-2009 15:31:54	Dark	38.000	78	Alp Lup	2.3040	28000.	76	36667	No
146	GOM_NL__2PRFIN20090305_153619_000000462077_00040_36667_6738.N1	05-MAR-2009 15:36:19	Dark	46.000	54	5The Cen	2.0550	4500.0	92	36667	No
147	GOM_NL__2PRFIN20090305_153847_000000412077_00040_36667_6739.N1	05-MAR-2009 15:38:47	Straylight	41.000	123	lot Cen	2.7500	10200.	82	36667	No
148	GOM_NL__2PRFIN20090305_154530_000000372077_00040_36667_6740.N1	05-MAR-2009 15:45:30	Straylight	37.000	106	9Bet Crv	2.6480	5600.0	74	36667	No
149	GOM_NL__2PRFIN20090305_160200_000000392077_00040_36667_6741.N1	05-MAR-2009 16:02:00	Bright	39.000	96	68Del Leo	2.5600	9300.0	78	36667	No
150	GOM_NL__2PRFIN20090305_160907_000000362077_00040_36667_6742.N1	05-MAR-2009 16:09:07	Bright	36.000	174	52Psi UMa	3.0040	4400.0	72	36667	No
151	GOM_NL__2PRFIN20090305_161203_000000322077_00040_36667_6743.N1	05-MAR-2009 16:12:03	Bright	32.000	82	48Bet UMa	2.3650	10600.	64	36667	No
152	GOM_NL__2PRFIN20090305_161610_000000382077_00040_36667_6744.N1	05-MAR-2009 16:16:10	Bright	38.000	32	77Eps UMa	1.7630	11000.	76	36667	No
153	GOM_NL__2PRFIN20090305_162038_000000312077_00040_36667_6745.N1	05-MAR-2009 16:20:38	Bright	30.500	60	7Bet UMi	2.0810	3950.0	61	36667	No
154	GOM_NL__2PRFIN20090305_162512_000000332077_00040_36667_6746.N1	05-MAR-2009 16:25:12	Twi_and_stray	32.500	119	14Eta Dra	2.7270	4700.0	65	36667	No
155	GOM_NL__2PRFIN20090305_162948_000000322077_00040_36667_6747.N1	05-MAR-2009 16:29:48	Twi_and_stray	31.500	130	23Bet Dra	2.7990	5800.0	63	36667	No
156	GOM_NL__2PRFIN20090305_163513_000000282077_00040_36667_6748.N1	05-MAR-2009 16:35:13	Twi_and_stray	28.000	5	3Alp Lyr	0.033000	11000.	56	36667	No
157	GOM_NL__2PRFIN20090305_170121_000000362077_00040_36667_6749.N1	05-MAR-2009 17:01:21	Dark	36.000	25	35Lam Sco	1.6200	28000.	72	36667	No
158	GOM_NL__2PRFIN20090305_170348_000000422077_00041_36668_6903.N1	05-MAR-2009 17:03:48	Dark	42.000	75	26Eps Sco	2.2910	4250.0	84	36668	No
159	GOM_NL__2PRFIN20090305_170943_000000422077_00041_36668_6904.N1	05-MAR-2009 17:09:43	Dark	42.000	131	Gam Lup	2.8000	26000.	84	36668	No
160	GOM_NL__2PRFIN20090305_171231_000000382077_00041_36668_6905.N1	05-MAR-2009 17:12:31	Dark	37.500	78	Alp Lup	2.3040	28000.	75	36668	No

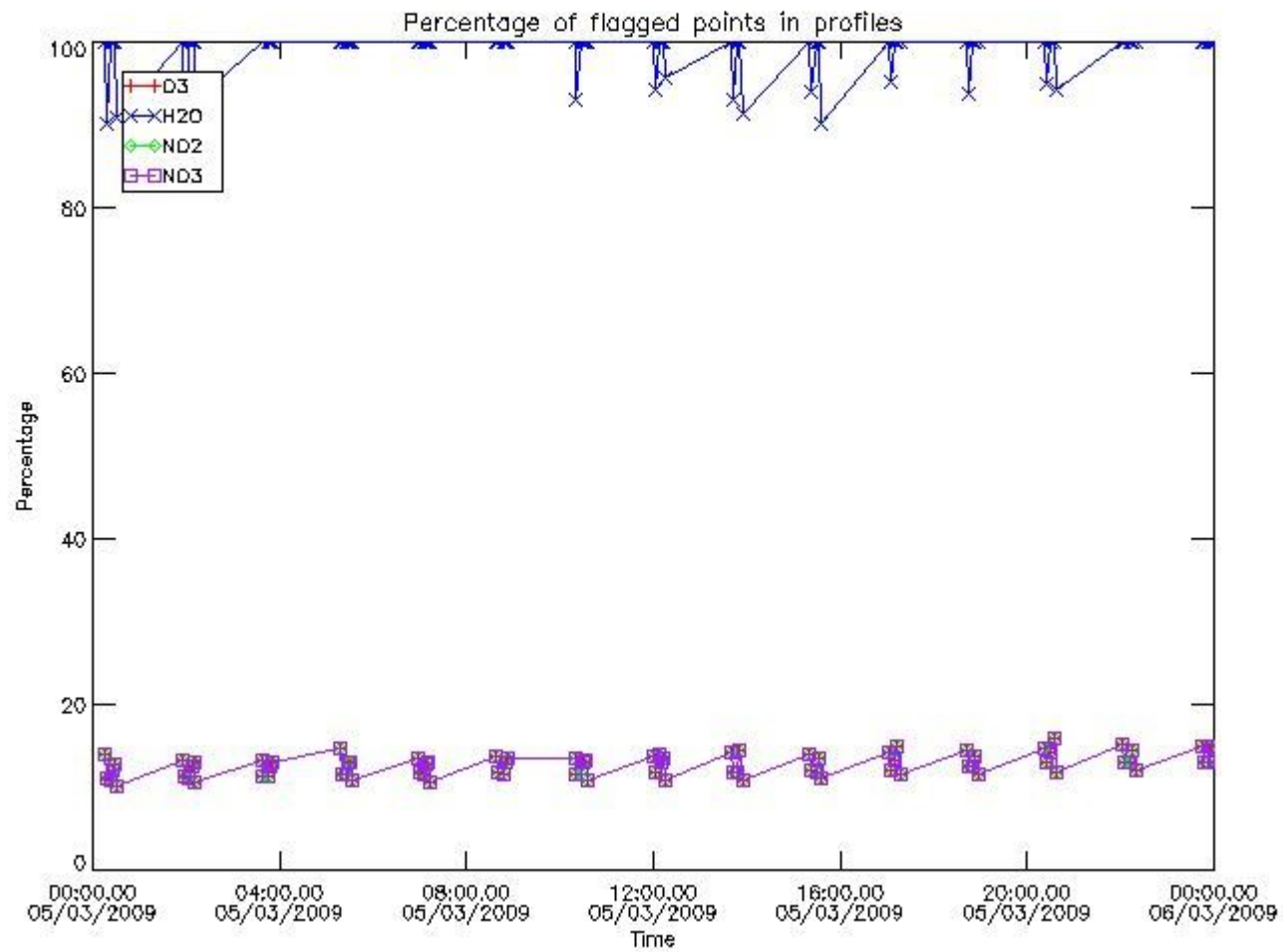
161	GOM_NL__2PRFIN20090305_171656_000000452077_00041_36668_6906.N1	05-MAR-2009 17:16:56	Dark	44.500	54	5The Cen	2.0550	4500.0	89	36668	No
162	GOM_NL__2PRFIN20090305_171924_000000402077_00041_36668_6907.N1	05-MAR-2009 17:19:24	Straylight	39.500	123	1ot Cen	2.7500	10200.	79	36668	No
163	GOM_NL__2PRFIN20090305_172607_000000412077_00041_36668_6908.N1	05-MAR-2009 17:26:07	Straylight	41.000	106	9Bet Crv	2.6480	5600.0	82	36668	No
164	GOM_NL__2PRFIN20090305_172853_000000262077_00041_36668_6909.N1	05-MAR-2009 17:28:53	Straylight	26.000	100	4Gam Crv	2.5800	13100.	52	36668	No
165	GOM_NL__2PRFIN20090305_174235_000000382077_00041_36668_6910.N1	05-MAR-2009 17:42:35	Bright	37.500	96	68Del Leo	2.5600	9300.0	75	36668	No
166	GOM_NL__2PRFIN20090305_174942_000000352077_00041_36668_6911.N1	05-MAR-2009 17:49:42	Bright	34.500	174	52Psi UMa	3.0040	4400.0	69	36668	No
167	GOM_NL__2PRFIN20090305_175238_000000322077_00041_36668_6912.N1	05-MAR-2009 17:52:38	Bright	31.500	82	48Bet UMa	2.3650	10600.	63	36668	No
168	GOM_NL__2PRFIN20090305_175645_000000372077_00041_36668_6913.N1	05-MAR-2009 17:56:45	Bright	37.000	32	77Eps UMa	1.7630	11000.	74	36668	No
169	GOM_NL__2PRFIN20090305_180114_000000302077_00041_36668_6914.N1	05-MAR-2009 18:01:14	Bright	29.500	60	7Bet UMi	2.0810	3950.0	59	36668	No
170	GOM_NL__2PRFIN20090305_180548_000000322077_00041_36668_6915.N1	05-MAR-2009 18:05:48	Tw_i_and_stray	32.000	119	14Eta Dra	2.7270	4700.0	64	36668	No
171	GOM_NL__2PRFIN20090305_181023_000000312077_00041_36668_6916.N1	05-MAR-2009 18:10:23	Tw_i_and_stray	30.500	130	23Bet Dra	2.7990	5800.0	61	36668	No
172	GOM_NL__2PRFIN20090305_181549_000000282077_00041_36668_6917.N1	05-MAR-2009 18:15:49	Tw_i_and_stray	27.500	5	3Alp Lyr	0.033000	11000.	55	36668	No
173	GOM_NL__2PRFIN20090305_184158_000000352077_00041_36668_6918.N1	05-MAR-2009 18:41:58	Dark	35.000	25	35Lam Sco	1.6200	28000.	70	36668	No
174	GOM_NL__2PRFIN20090305_184426_000000412077_00042_36669_6764.N1	05-MAR-2009 18:44:26	Dark	40.500	75	26Eps Sco	2.2910	4250.0	81	36669	No
175	GOM_NL__2PRFIN20090305_185020_000000412077_00042_36669_6765.N1	05-MAR-2009 18:50:20	Dark	41.000	131	Gam Lup	2.8000	26000.	82	36669	No
176	GOM_NL__2PRFIN20090305_185308_000000372077_00042_36669_6766.N1	05-MAR-2009 18:53:08	Dark	37.000	78	Alp Lup	2.3040	28000.	74	36669	No
177	GOM_NL__2PRFIN20090305_185733_000000452077_00042_36669_6767.N1	05-MAR-2009 18:57:33	Dark	44.500	54	5The Cen	2.0550	4500.0	89	36669	No
178	GOM_NL__2PRFIN20090305_190000_000000402077_00042_36669_6768.N1	05-MAR-2009 19:00:00	Straylight	39.500	123	1ot Cen	2.7500	10200.	79	36669	No
179	GOM_NL__2PRFIN20090305_190643_000000412077_00042_36669_6769.N1	05-MAR-2009 19:06:43	Straylight	41.000	106	9Bet Crv	2.6480	5600.0	82	36669	No
180	GOM_NL__2PRFIN20090305_190929_000000262077_00042_36669_6770.N1	05-MAR-2009 19:09:29	Straylight	26.000	100	4Gam Crv	2.5800	13100.	52	36669	No
181	GOM_NL__2PRFIN20090305_192310_000000382077_00042_36669_6771.N1	05-MAR-2009 19:23:10	Bright	37.500	96	68Del Leo	2.5600	9300.0	75	36669	No
182	GOM_NL__2PRFIN20090305_193018_000000342077_00042_36669_6772.N1	05-MAR-2009 19:30:18	Bright	34.000	174	52Psi UMa	3.0040	4400.0	68	36669	No
183	GOM_NL__2PRFIN20090305_193313_000000322077_00042_36669_6773.N1	05-MAR-2009 19:33:13	Bright	32.000	82	48Bet UMa	2.3650	10600.	64	36669	No
184	GOM_NL__2PRFIN20090305_193720_000000382077_00042_36669_6774.N1	05-MAR-2009 19:37:20	Bright	37.500	32	77Eps UMa	1.7630	11000.	75	36669	No
185	GOM_NL__2PRFIN20090305_194150_000000292077_00042_36669_6775.N1	05-MAR-2009 19:41:50	Bright	29.000	60	7Bet UMi	2.0810	3950.0	58	36669	No
186	GOM_NL__2PRFIN20090305_194624_000000312077_00042_36669_6776.N1	05-MAR-2009 19:46:24	Tw_i_and_stray	31.000	119	14Eta Dra	2.7270	4700.0	62	36669	No
187	GOM_NL__2PRFIN20090305_195100_000000302077_00042_36669_6777.N1	05-MAR-2009 19:51:00	Tw_i_and_stray	30.000	130	23Bet Dra	2.7990	5800.0	60	36669	No
188	GOM_NL__2PRFIN20090305_195625_000000272077_00042_36669_6778.N1	05-MAR-2009 19:56:25	Tw_i_and_stray	27.000	5	3Alp Lyr	0.033000	11000.	54	36669	No
189	GOM_NL__2PRFIN20090305_202235_000000352077_00042_36669_6779.N1	05-MAR-2009 20:22:35	Dark	34.500	25	35Lam Sco	1.6200	28000.	69	36669	No
190	GOM_NL__2PRFIN20090305_202504_000000402077_00043_36670_6801.N1	05-MAR-2009 20:25:04	Dark	39.500	75	26Eps Sco	2.2910	4250.0	79	36670	No
191	GOM_NL__2PRFIN20090305_203058_000000402077_00043_36670_6802.N1	05-MAR-2009 20:30:58	Dark	39.500	131	Gam Lup	2.8000	26000.	79	36670	No
192	GOM_NL__2PRFIN20090305_203345_000000362077_00043_36670_6803.N1	05-MAR-2009 20:33:45	Dark	35.500	78	Alp Lup	2.3040	28000.	71	36670	No
193	GOM_NL__2PRFIN20090305_203810_000000432077_00043_36670_6804.N1	05-MAR-2009 20:38:10	Dark	43.000	54	5The Cen	2.0550	4500.0	86	36670	No
194	GOM_NL__2PRFIN20090305_204039_000000372077_00043_36670_6805.N1	05-MAR-2009 20:40:39	Straylight	37.000	123	1ot Cen	2.7500	10200.	74	36670	No
195	GOM_NL__2PRFIN20090305_204720_000000402077_00043_36670_6806.N1	05-MAR-2009 20:47:20	Straylight	40.000	106	9Bet Crv	2.6480	5600.0	80	36670	No
196	GOM_NL__2PRFIN20090305_205005_000000312077_00043_36670_6807.N1	05-MAR-2009 20:50:05	Straylight	31.000	100	4Gam Crv	2.5800	13100.	62	36670	No
197	GOM_NL__2PRFIN20090305_210347_000000362077_00043_36670_6808.N1	05-MAR-2009 21:03:47	Bright	35.500	96	68Del Leo	2.5600	9300.0	71	36670	No
198	GOM_NL__2PRFIN20090305_211054_000000332077_00043_36670_6809.N1	05-MAR-2009 21:10:54	Bright	32.500	174	52Psi UMa	3.0040	4400.0	65	36670	No
199	GOM_NL__2PRFIN20090305_211349_000000302077_00043_36670_6810.N1	05-MAR-2009 21:13:49	Bright	30.000	82	48Bet UMa	2.3650	10600.	60	36670	No
200	GOM_NL__2PRFIN20090305_211755_000000362077_00043_36670_6811.N1	05-MAR-2009 21:17:55	Bright	35.500	32	77Eps UMa	1.7630	11000.	71	36670	No
201	GOM_NL__2PRFIN20090305_212226_000000282077_00043_36670_6812.N1	05-MAR-2009 21:22:26	Tw_i_and_stray	27.500	60	7Bet UMi	2.0810	3950.0	55	36670	No
202	GOM_NL__2PRFIN20090305_212659_000000302077_00043_36670_6813.N1	05-MAR-2009 21:26:59	Tw_i_and_stray	30.000	119	14Eta Dra	2.7270	4700.0	60	36670	No
203	GOM_NL__2PRFIN20090305_213136_000000282077_00043_36670_6814.N1	05-MAR-2009 21:31:36	Tw_i_and_stray	28.000	130	23Bet Dra	2.7990	5800.0	56	36670	No
204	GOM_NL__2PRFIN20090305_213702_000000262077_00043_36670_6815.N1	05-MAR-2009 21:37:02	Tw_i_and_stray	25.500	5	3Alp Lyr	0.033000	11000.	51	36670	No
205	GOM_NL__2PRFIN20090305_214501_000000252077_00043_36670_6816.N1	05-MAR-2009 21:45:01	Tw_i_and_stray	24.500	168	17Zet Aql	2.9860	11000.	49	36670	No
206	GOM_NL__2PRFIN20090305_220312_000000342077_00043_36670_6817.N1	05-MAR-2009 22:03:12	Dark	33.500	25	35Lam Sco	1.6200	28000.	67	36670	No
207	GOM_NL__2PRFIN20090305_220541_000000392077_00044_36671_6814.N1	05-MAR-2009 22:05:41	Dark	39.000	75	26Eps Sco	2.2910	4250.0	78	36671	No
208	GOM_NL__2PRFIN20090305_221135_000000402077_00044_36671_6815.N1	05-MAR-2009 22:11:35	Dark	39.500	131	Gam Lup	2.8000	26000.	79	36671	No
209	GOM_NL__2PRFIN20090305_221423_000000352077_00044_36671_6816.N1	05-MAR-2009 22:14:23	Dark	35.000	78	Alp Lup	2.3040	28000.	70	36671	No
210	GOM_NL__2PRFIN20090305_221848_000000432077_00044_36671_6817.N1	05-MAR-2009 22:18:48	Dark	42.500	54	5The Cen	2.0550	4500.0	85	36671	No
211	GOM_NL__2PRFIN20090305_222115_000000382077_00044_36671_6818.N1	05-MAR-2009 22:21:15	Straylight	38.000	123	1ot Cen	2.7500	10200.	76	36671	No
212	GOM_NL__2PRFIN20090305_222756_000000402077_00044_36671_6819.N1	05-MAR-2009 22:27:56	Straylight	39.500	106	9Bet Crv	2.6480	5600.0	79	36671	No
213	GOM_NL__2PRFIN20090305_223042_000000312077_00044_36671_6820.N1	05-MAR-2009 22:30:42	Straylight	31.000	100	4Gam Crv	2.5800	13100.	62	36671	No
214	GOM_NL__2PRFIN20090305_224422_000000362077_00044_36671_6821.N1	05-MAR-2009 22:44:22	Bright	35.500	96	68Del Leo	2.5600	9300.0	71	36671	No
215	GOM_NL__2PRFIN20090305_225129_000000332077_00044_36671_6822.N1	05-MAR-2009 22:51:29	Bright	32.500	174	52Psi UMa	3.0040	4400.0	65	36671	No
216	GOM_NL__2PRFIN20090305_225425_000000302077_00044_36671_6823.N1	05-MAR-2009 22:54:25	Bright	30.000	82	48Bet UMa	2.3650	10600.	60	36671	No
217	GOM_NL__2PRFIN20090305_225830_000000362077_00044_36671_6824.N1	05-MAR-2009 22:58:30	Bright	35.500	32	77Eps UMa	1.7630	11000.	71	36671	No
218	GOM_NL__2PRFIN20090305_230301_000000282077_00044_36671_6825.N1	05-MAR-2009 23:03:01	Tw_i_and_stray	28.000	60	7Bet UMi	2.0810	3950.0	56	36671	No
219	GOM_NL__2PRFIN20090305_230735_000000302077_00044_36671_6826.N1	05-MAR-2009 23:07:35	Tw_i_and_stray	29.500	119	14Eta Dra	2.7270	4700.0	59	36671	No

220	GOM_NL__2PRFIN20090305_231211_000000292077_00044_36671_6827.N1	05-MAR-2009 23:12:11	Tw_i_and_stray	28.500	130	23Bet Dra	2.7990	5800.0	57	36671	No
221	GOM_NL__2PRFIN20090305_231738_000000262077_00044_36671_6828.N1	05-MAR-2009 23:17:38	Tw_i_and_stray	25.500	5	3Alp Lyr	0.033000	11000.	51	36671	No
222	GOM_NL__2PRFIN20090305_232537_000000252077_00044_36671_6829.N1	05-MAR-2009 23:25:37	Tw_i_and_stray	24.500	168	17Zet Aql	2.9860	11000.	49	36671	No
223	GOM_NL__2PRFIN20090305_234348_000000342077_00044_36671_6830.N1	05-MAR-2009 23:43:48	Dark	34.000	25	35Lam Sco	1.6200	28000.	68	36671	No
224	GOM_NL__2PRFIN20090305_234618_000000402077_00045_36672_6833.N1	05-MAR-2009 23:46:18	Dark	39.500	75	26Eps Sco	2.2910	4250.0	79	36672	No
225	GOM_NL__2PRFIN20090305_235212_000000392077_00045_36672_6834.N1	05-MAR-2009 23:52:12	Dark	39.000	131	Gam Lup	2.8000	26000.	78	36672	No
226	GOM_NL__2PRFIN20090305_235459_000000362077_00045_36672_6835.N1	05-MAR-2009 23:54:59	Dark	35.500	78	Alp Lup	2.3040	28000.	71	36672	No
227	GOM_NL__2PRFIN20090305_235726_000000342077_00045_36672_6836.N1	05-MAR-2009 23:57:26	Dark	34.000	95	Zet Cen	2.5450	26000.	68	36672	No
228	GOM_NL__2PRFIN20090305_235925_000000422077_00045_36672_6837.N1	05-MAR-2009 23:59:25	Dark	42.000	54	5The Cen	2.0550	4500.0	84	36672	No

3. Quality information per product

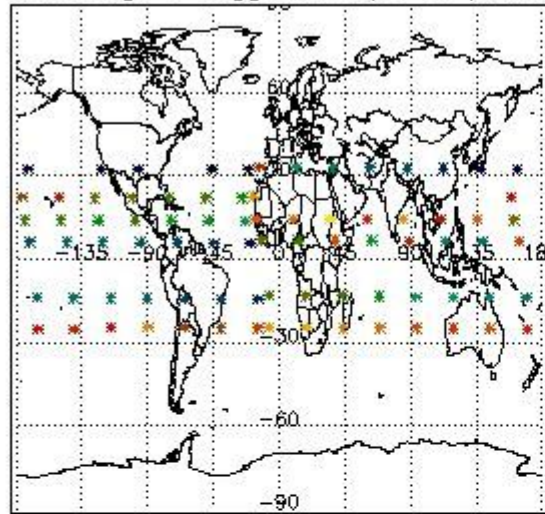
In this section it is plotted some information contained in the Quality Summary data set of the level 2 products. Only products in dark limb conditions and without errors (error flag in the MPH set to "0") are used.

3.1 Plot quality information per product (time dependant)

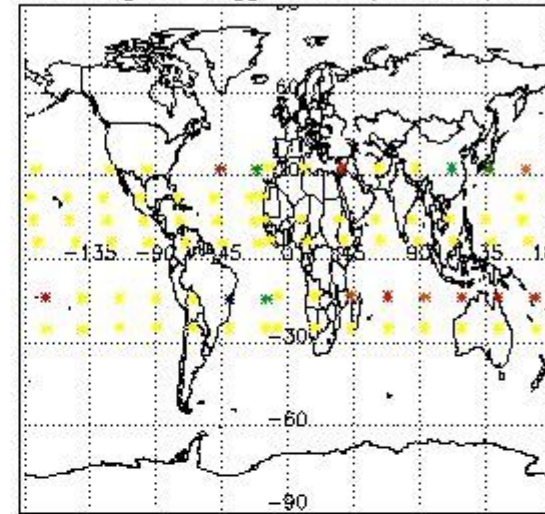


3.2 Plot quality information per product (world map)

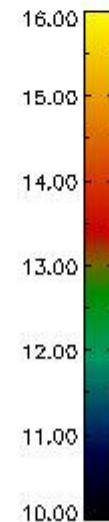
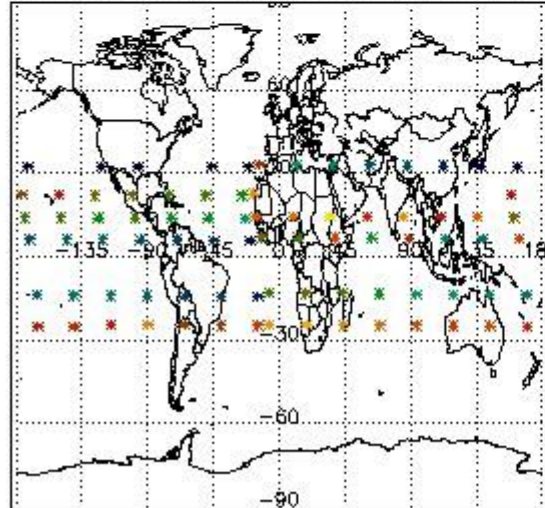
Percentage of flagged data per O3 profile



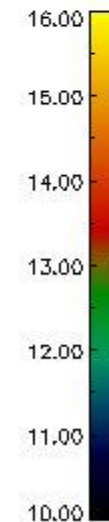
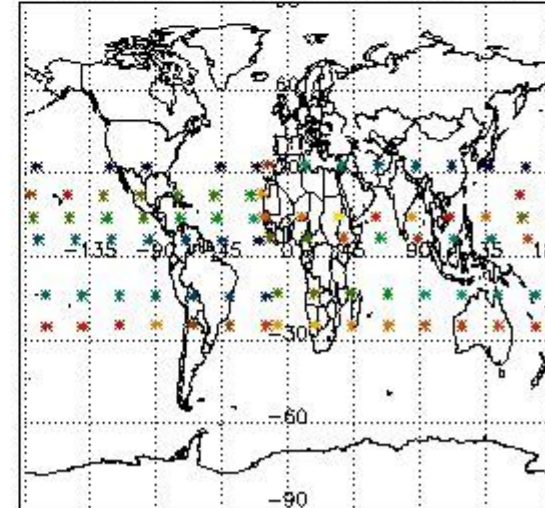
Percentage of flagged data per H2O profile



Percentage of flagged data per NO2 profile



Percentage of flagged data per NO3 profile

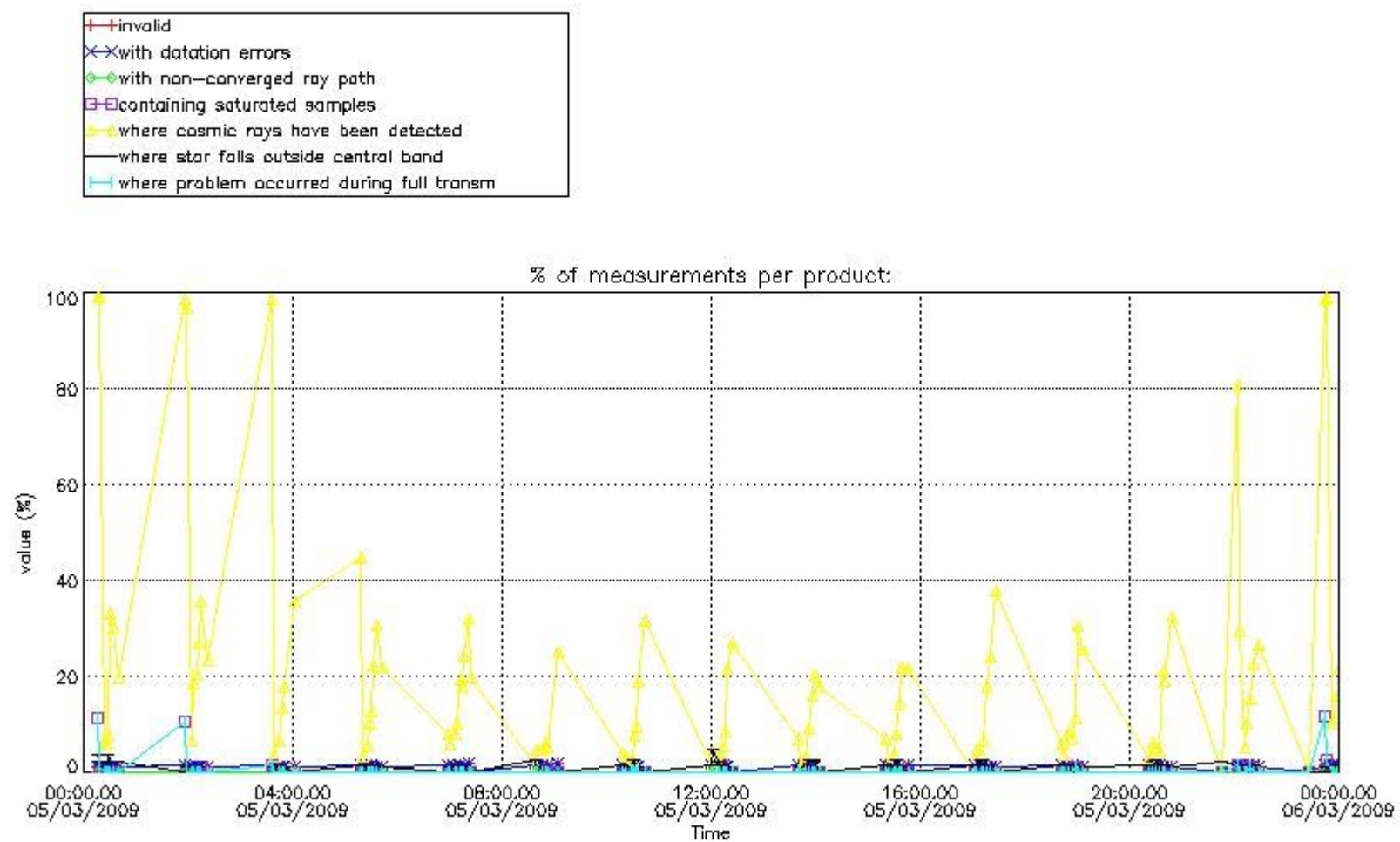


4. Level 1 quality information per product

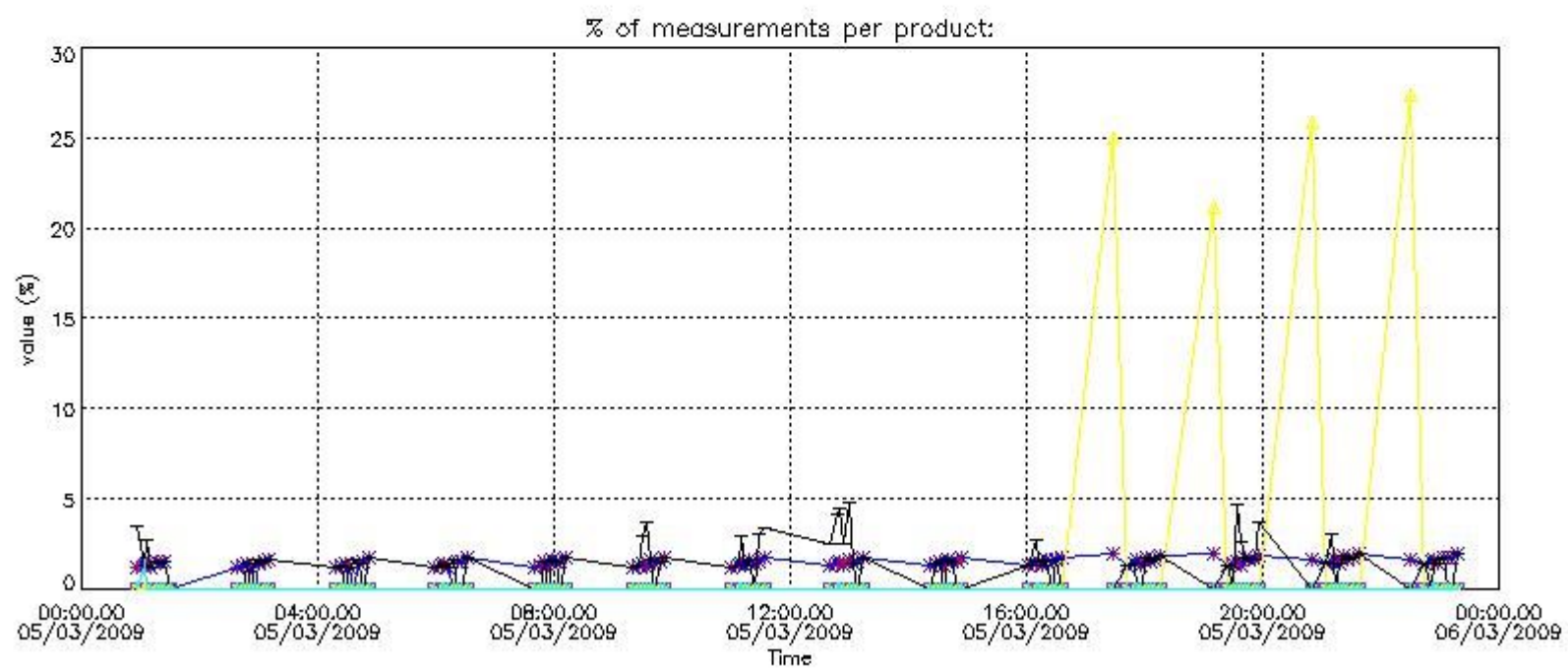
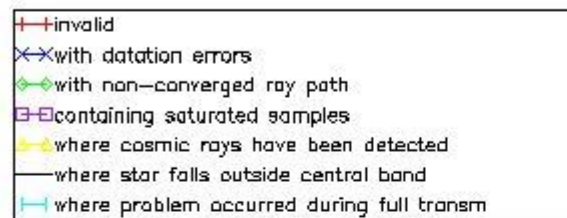
In this section it is plotted some information contained in the Quality Summary data set of the level 2 products that comes from the level 1b processing. Products without errors (error flag in the MPH set to "0") are used.

4.1 Plot quality information per product (time dependant) coming from level 1b processing

4.1.1 Plot level 1 quality information per product (time dependant): ENVISAT ASCENDING passes

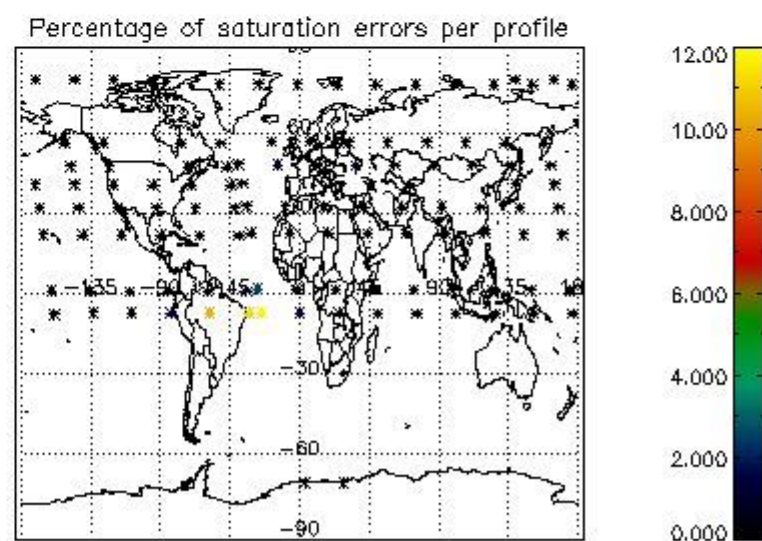
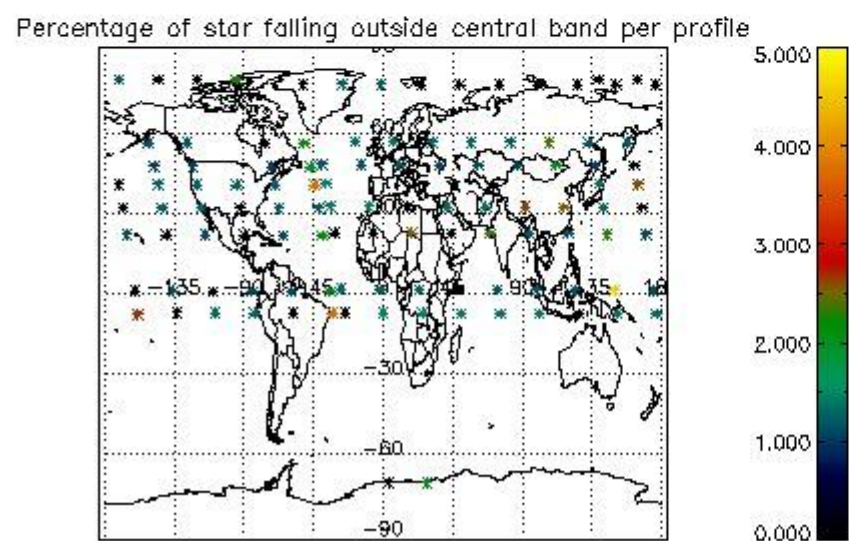
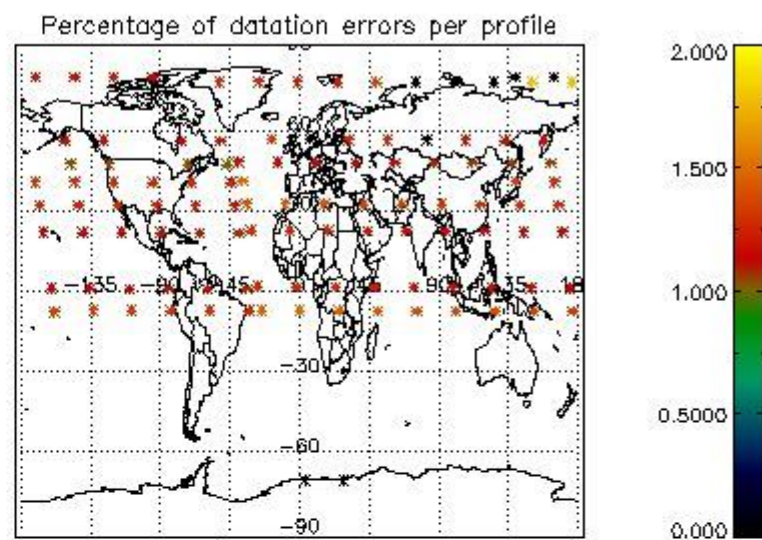
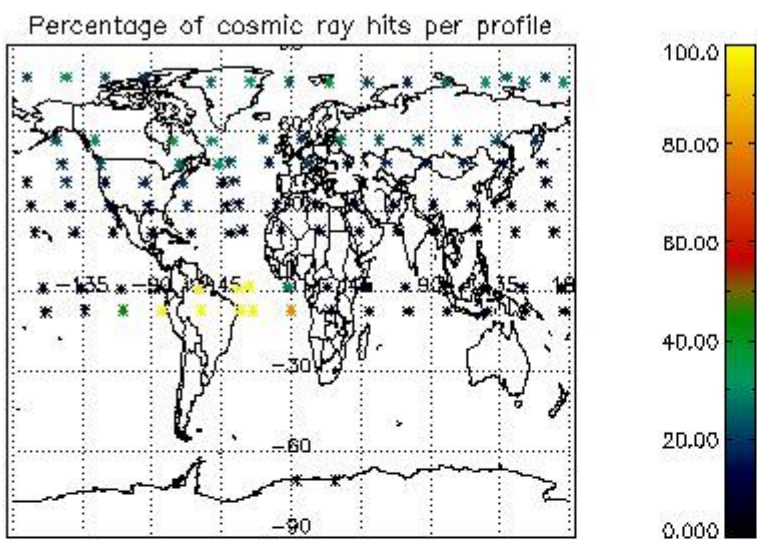


4.1.2 Plot level 1 quality information per product (time dependant): ENVI SAT DESCENDING passes

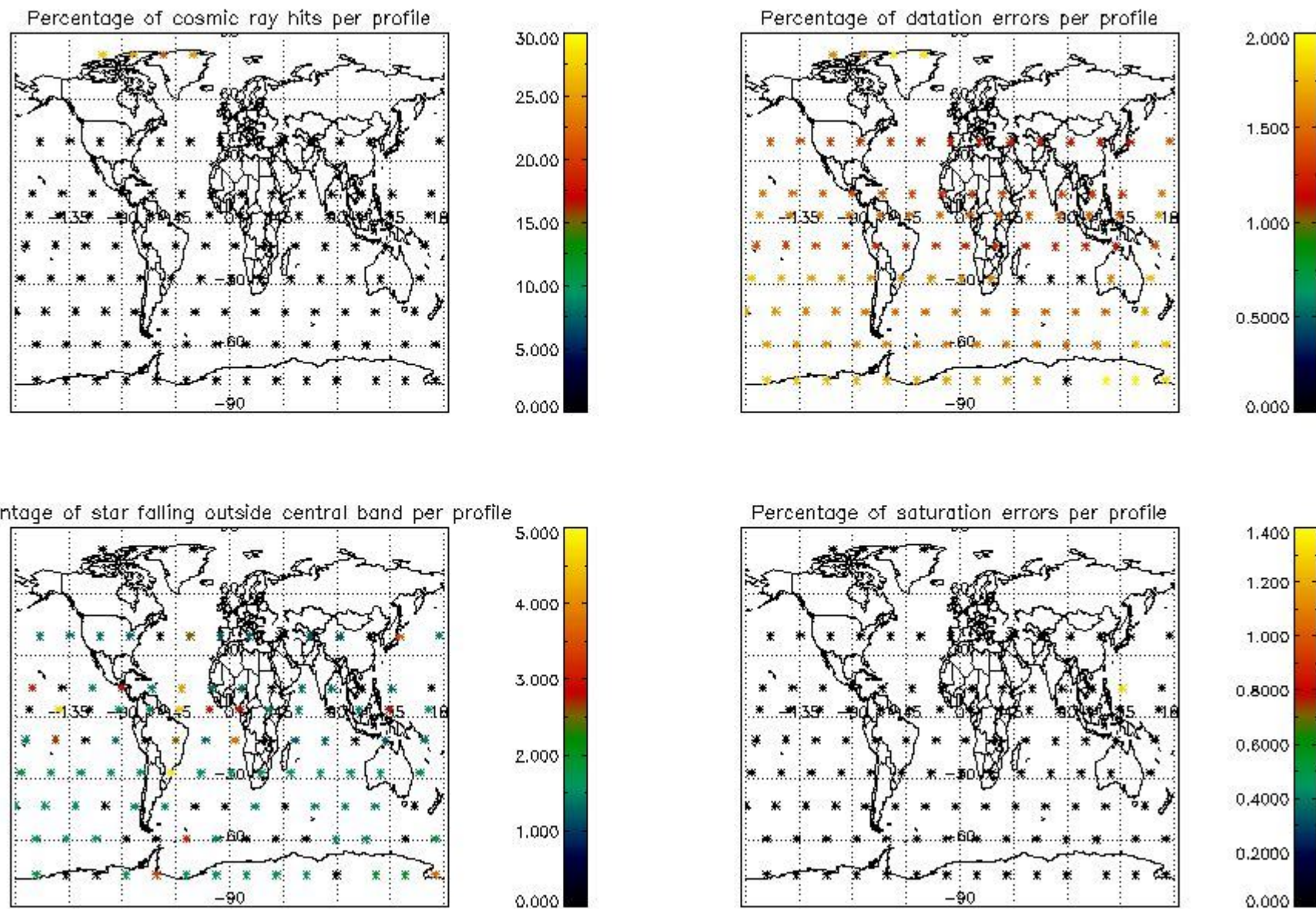


4.2 Plot quality information per product coming from level 1b processing (world map)

4.2.1 Plot level 1 quality information per product (world map): ENVISAT ASCENDING passes



4.2.2 Plot level 1 quality information per product (world map): ENVISAT DESCENDING passes



5. Trace gas profiles

5.1 Ozone statistics based on quality of products

The final quality of the products can be "measured" using the STD (Standard Deviation) attached to every point profile. This information is written to the parameter GOM_NL__2P/NL_LOCAL_SPECIES_DENSITY/o3_std of the level 2 products. The table below shows the statistics for given STD ranges.

The statistics are given with respect to the overall valid production:

- Products without fatal errors: GOM_NL__2P/MPH/PRODUCT_ERR=0
- Valid point profile: GOM_NL__2P/NL_LOCAL_SPECIES_DENSITY/pcd(0)=0

The 'Criteria' is applied to valid points of dark limb products:

- Products in dark limb illumination condition: GOM_NL__2P/NL_SUMMARY_QUALITY/obs_ill_cond=0
- Products without fatal errors: GOM_NL__2P/MPH/PRODUCT_ERR=0
- Valid point profile: GOM_NL__2P/NL_LOCAL_SPECIES_DENSITY/pcd(0)=0

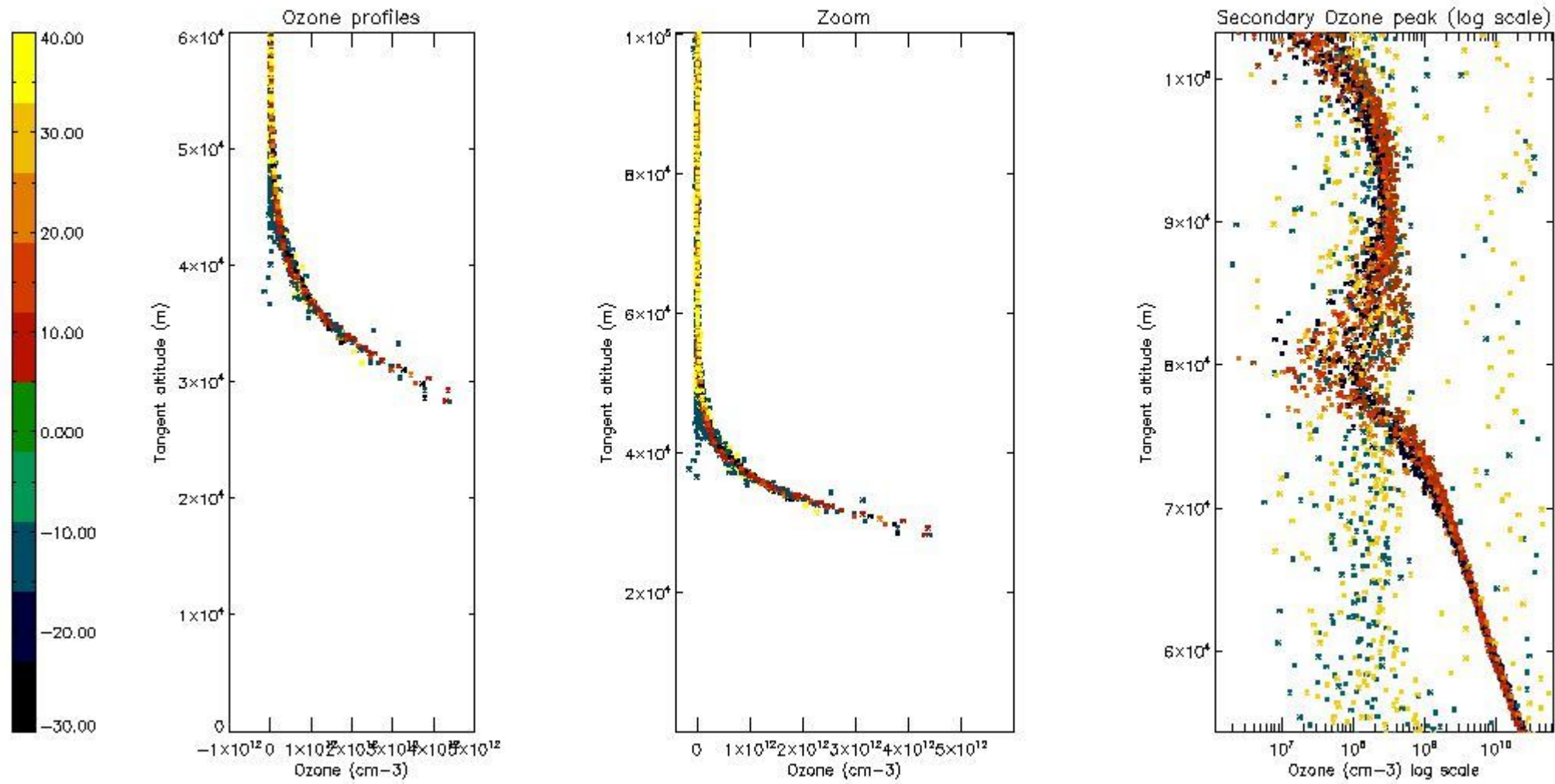
So, the table below shows the percentage of dark limb and valid observations for each criteria with respect to the overall valid daily observations.

Criteria	% of total production
All STD	41
STD < 20	18

STD < 10	14
STD < 5	11

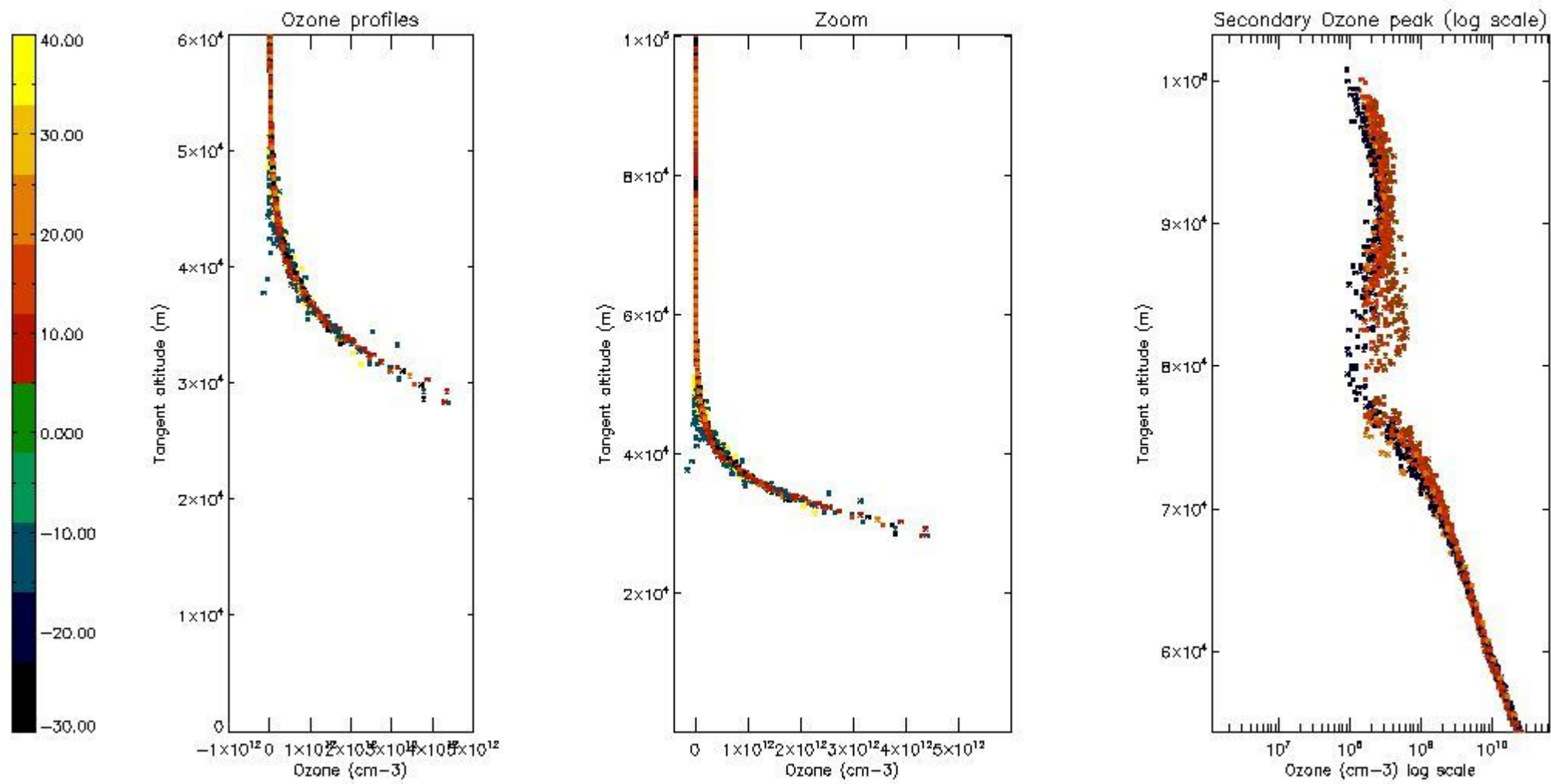
5.2 Plot ozone profiles for all STD (dark without errors)

The colorbar represents the latitude.



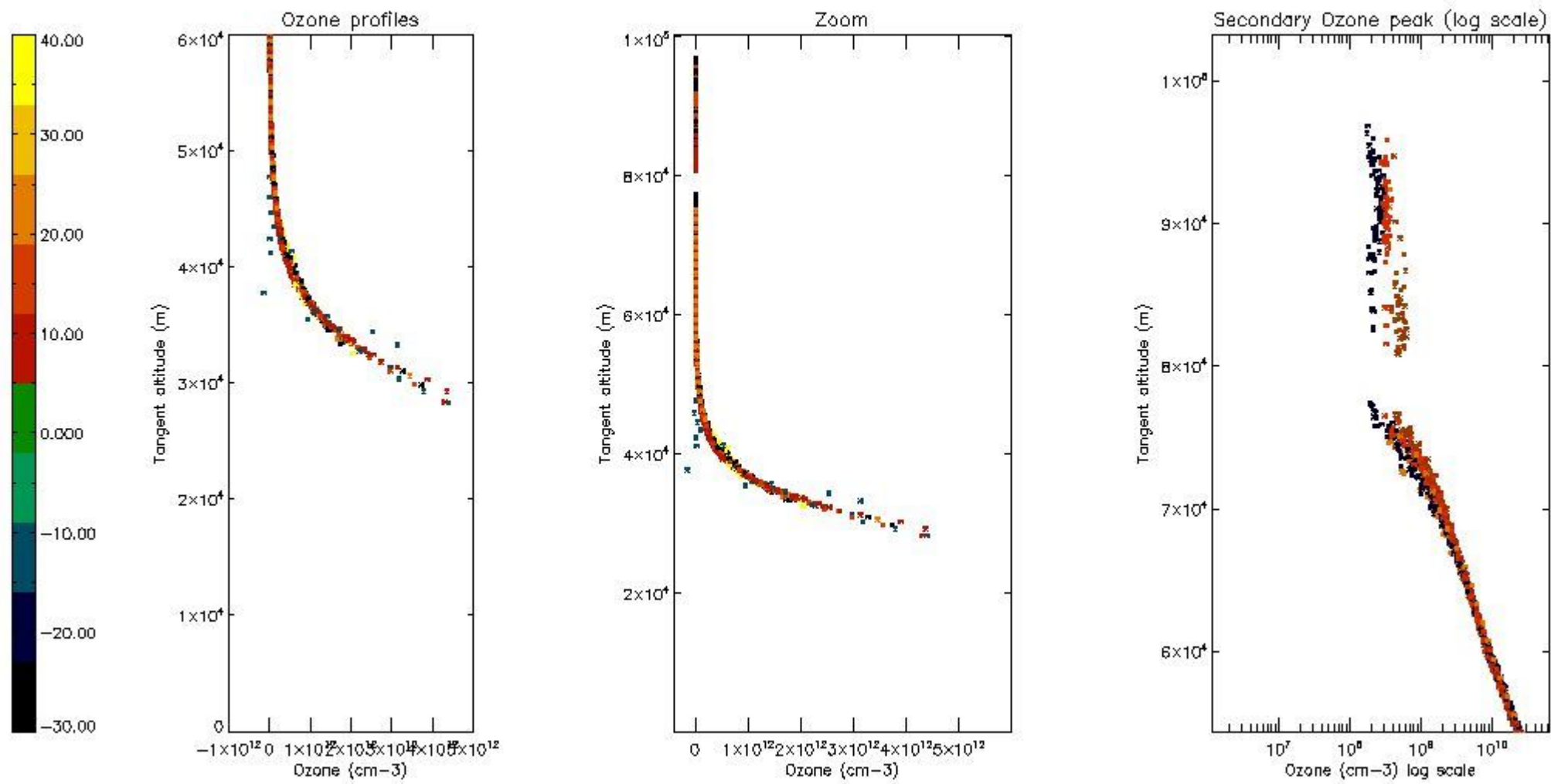
5.3 Plot ozone profiles where STD < 20% (dark without errors)

The colorbar represents the latitude.



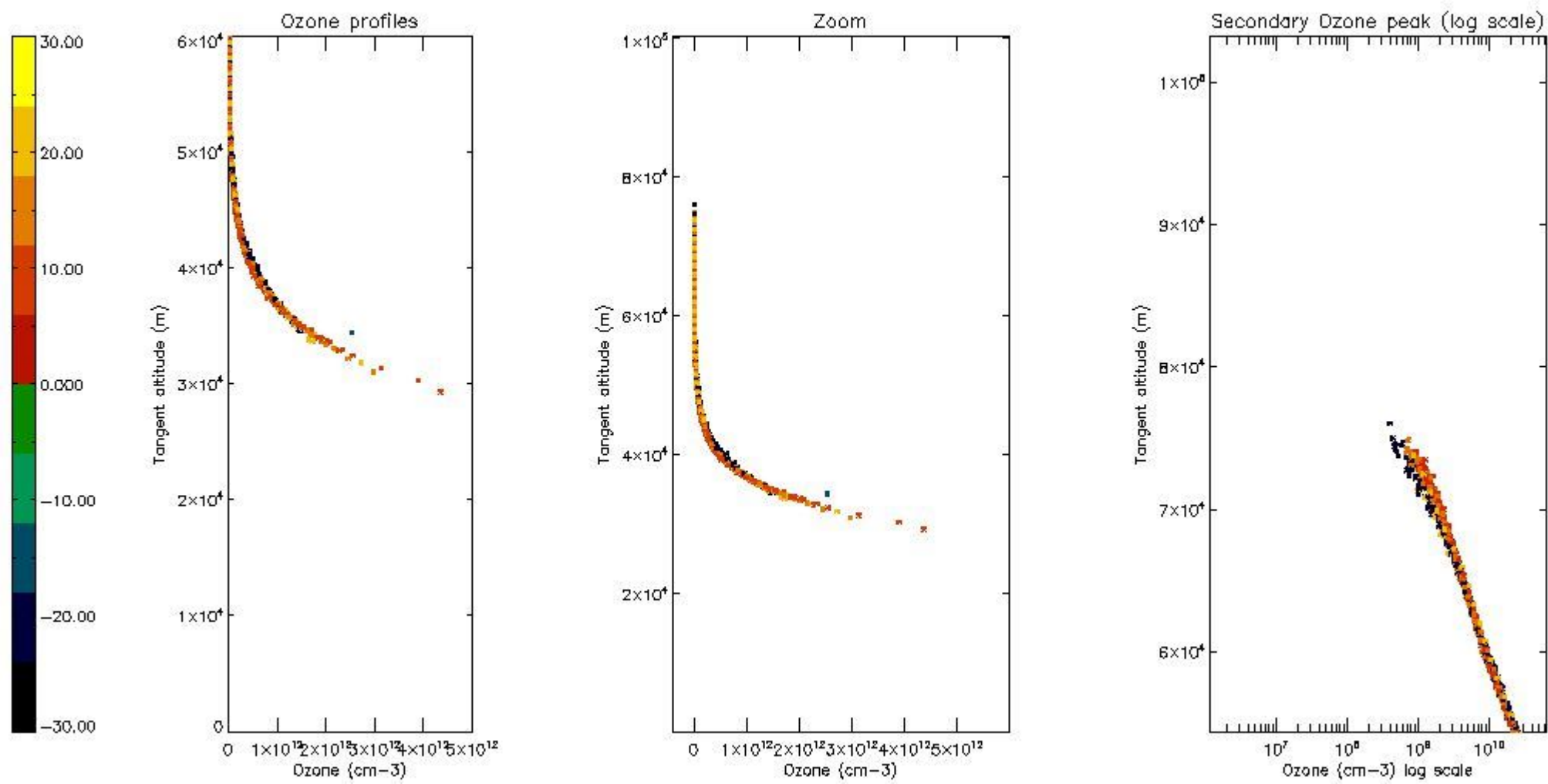
5.4 Plot ozone profiles where STD < 10% (dark without errors)

The colorbar represents the latitude.



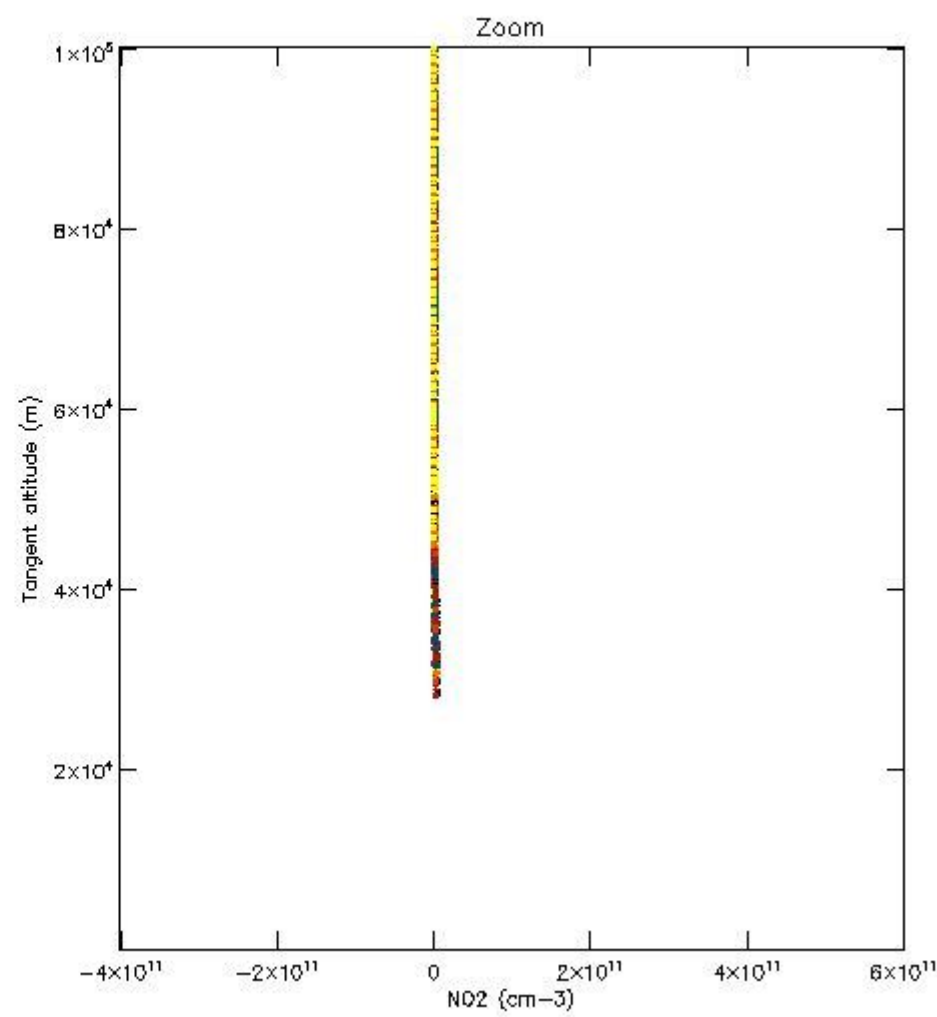
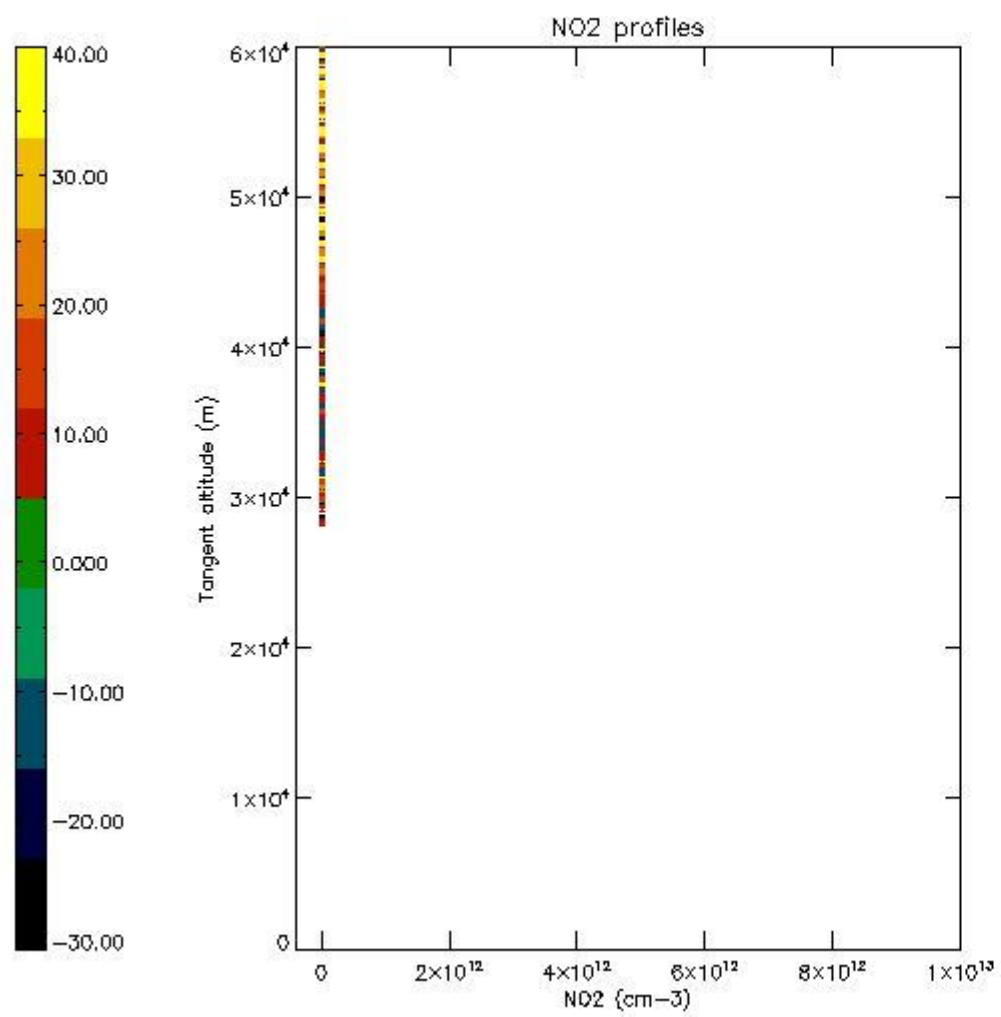
5.5 Plot ozone profiles where STD < 5% (dark without errors)

The colorbar represents the latitude.



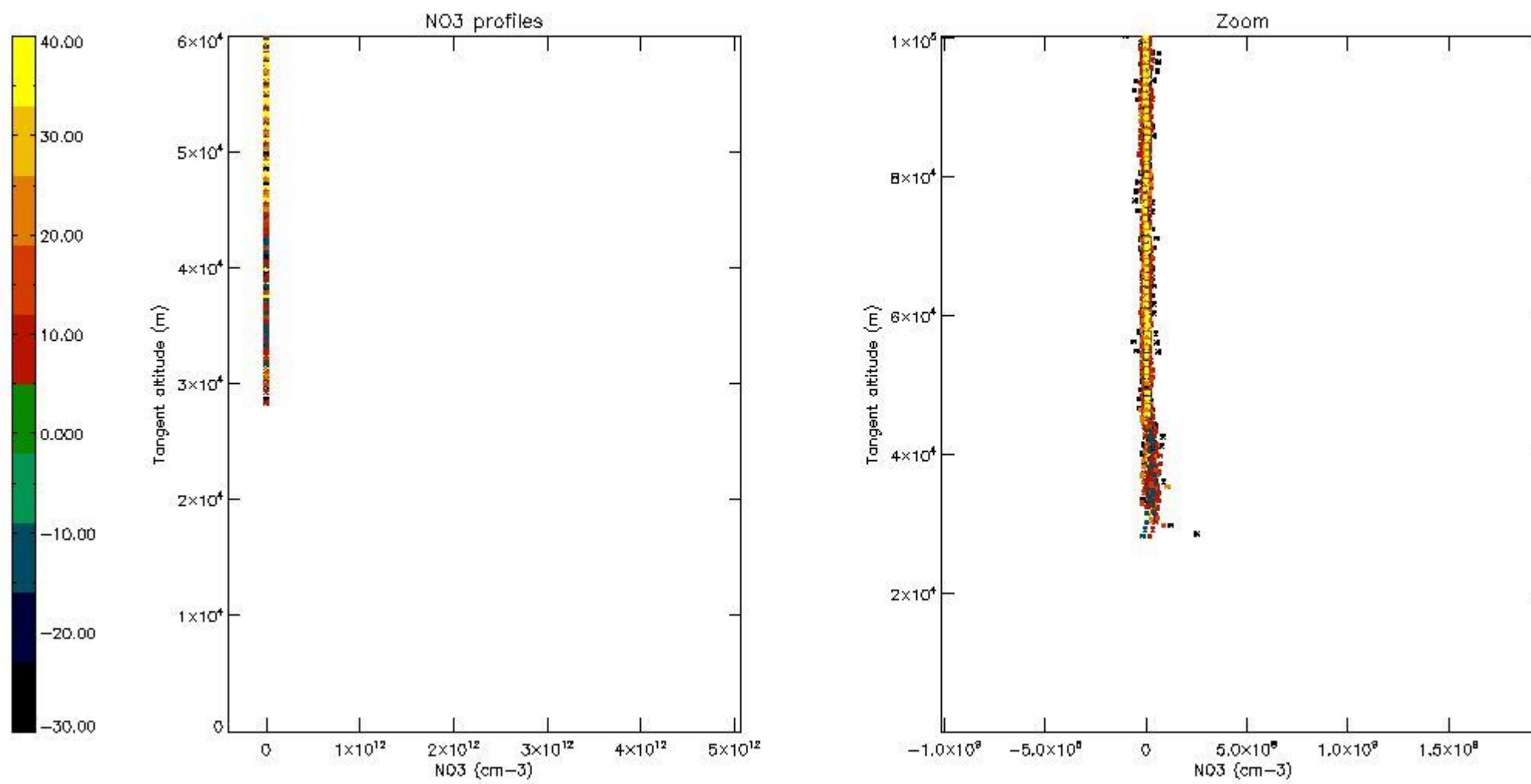
5.6 Plot NO₂ profiles for all STD (dark without errors)

The colorbar represents the latitude.



5.7 Plot NO3 profiles for all STD (dark without errors)

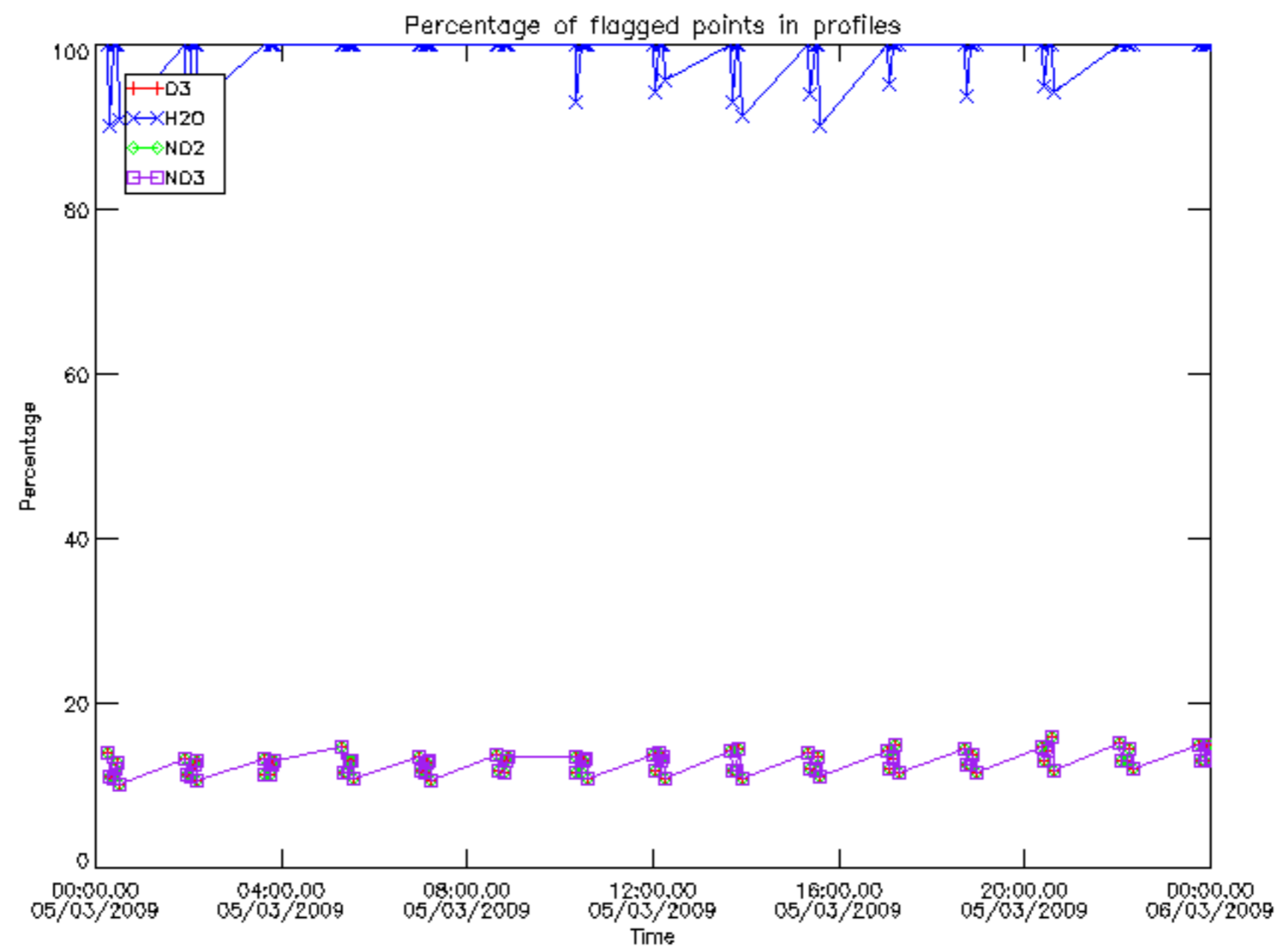
The colorbar represents the latitude.



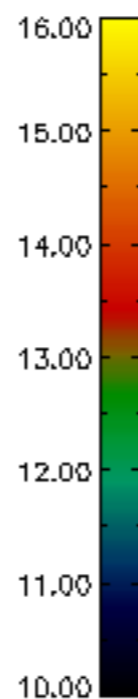
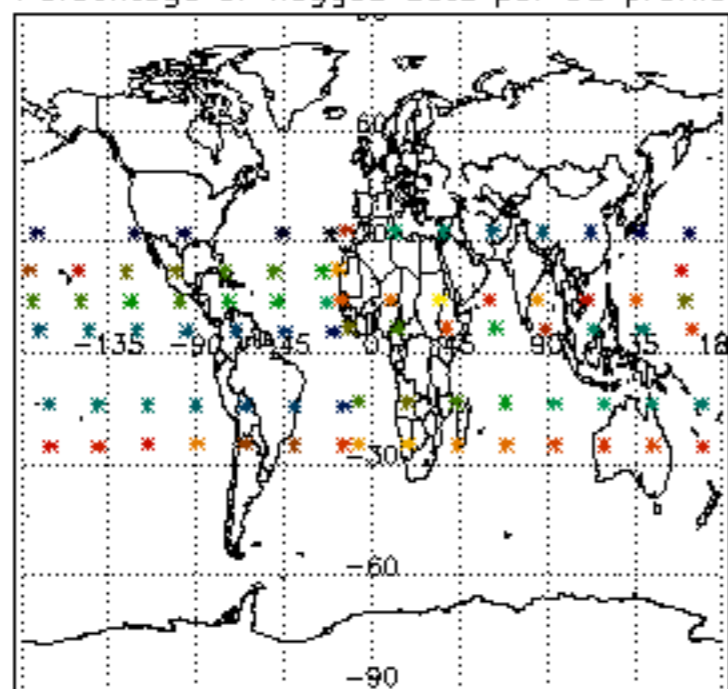
6. Auxiliary Data Files used for the production reported in section 2

The number reported in the third column indicates since which file (see list in section 2) the corresponding auxiliary file has been used. The fourth column is the date of those product files.

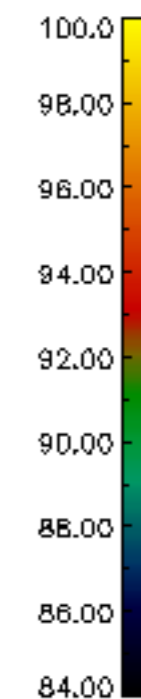
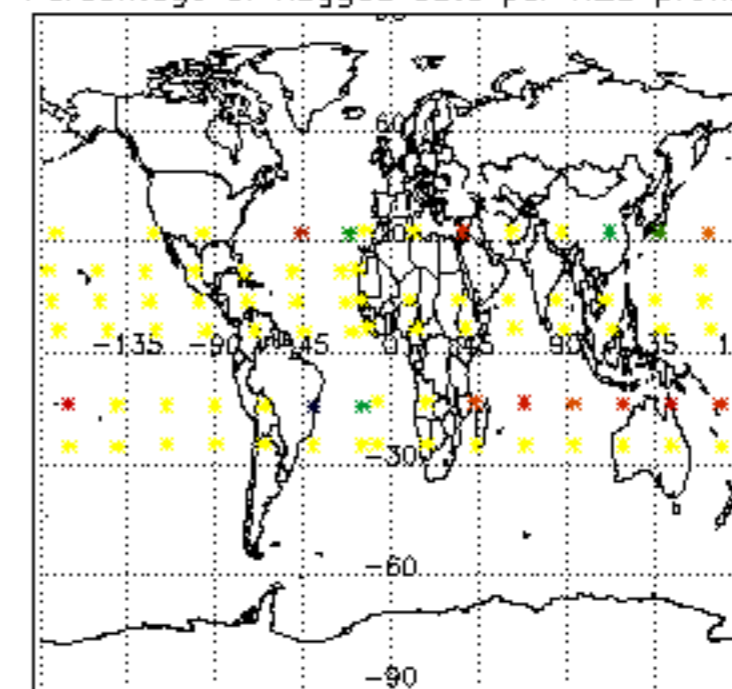
Type	Auxiliary Filename	Used since product	Used since product date
INST_PHYS_CHARACTERISTICS	GOM_INS_AXVIEC20091111_143220_20030716_120000_20500101_000000	1	05-MAR-2009 00:15:24
LEVEL-2_PROC_CONFIG	GOM_PR2_AXVIEC20091111_152718_20020301_000000_20500101_000000	1	05-MAR-2009 00:15:24
CROSS_SECTIONS_FILE	GOM_CRS_AXVIEC20091111_154832_20020301_000000_20500101_000000	1	05-MAR-2009 00:15:24



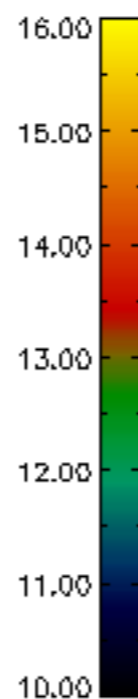
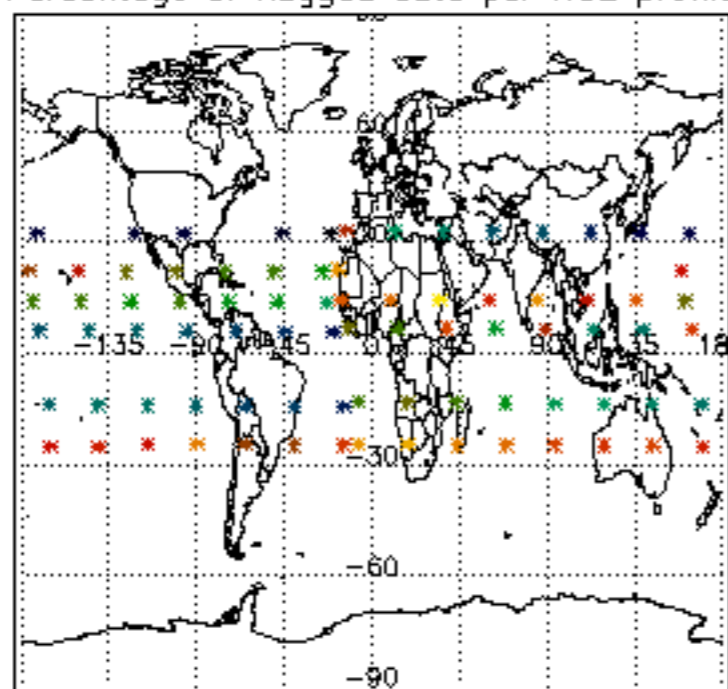
Percentage of flagged data per D3 profile



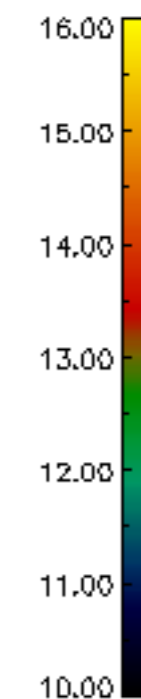
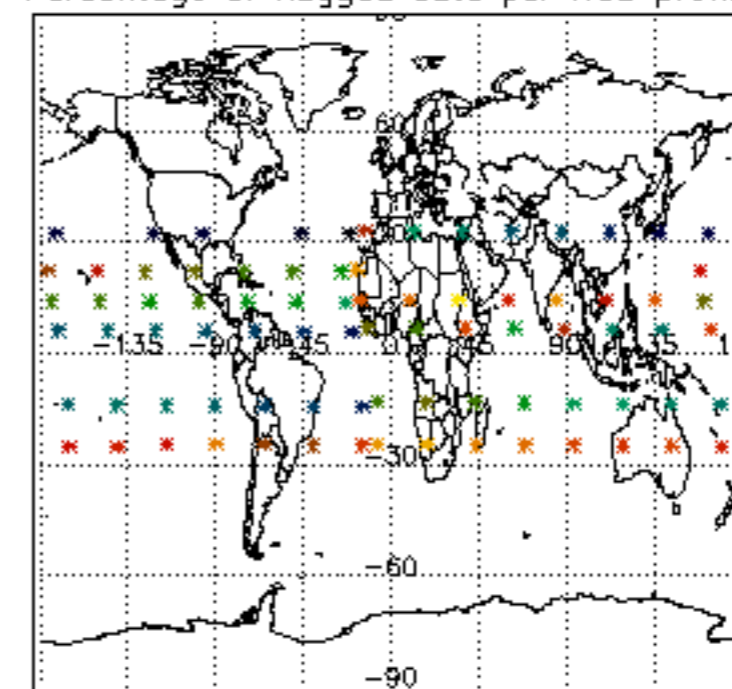
Percentage of flagged data per H2O profile

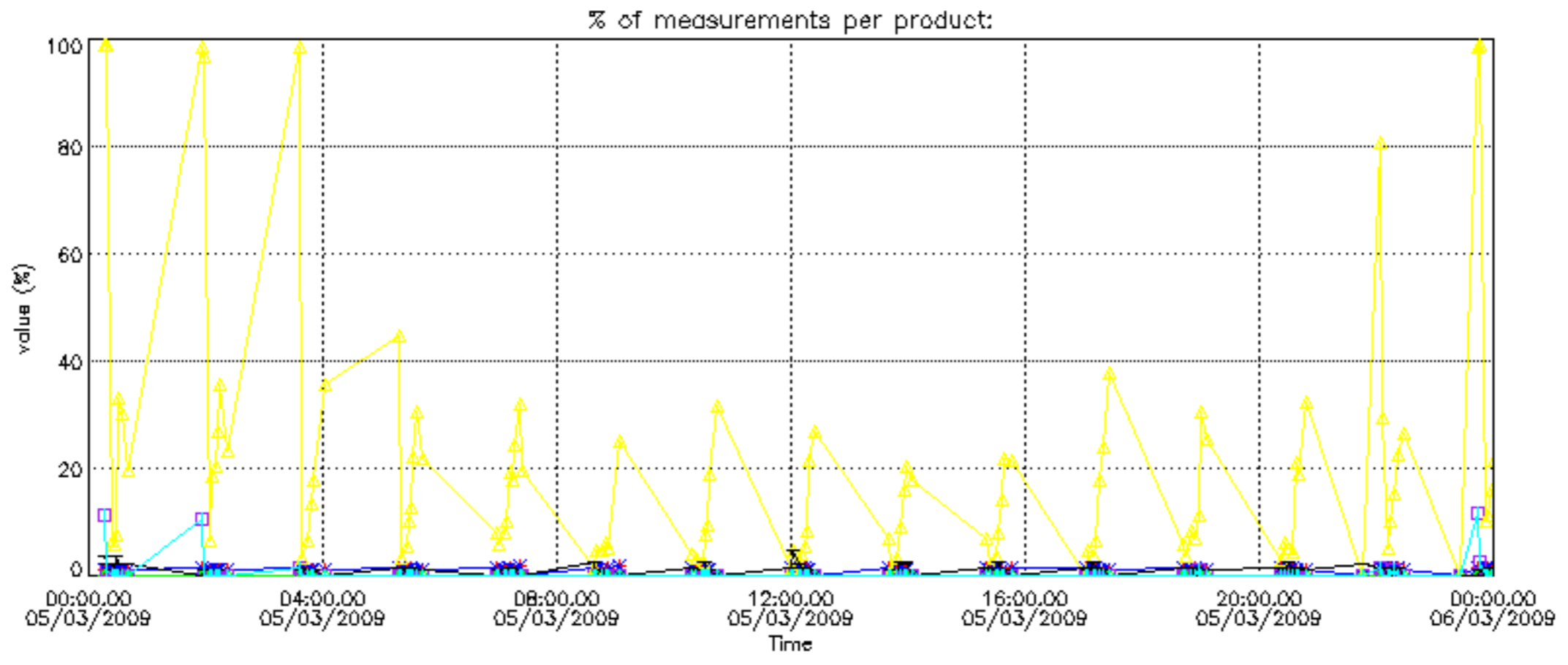


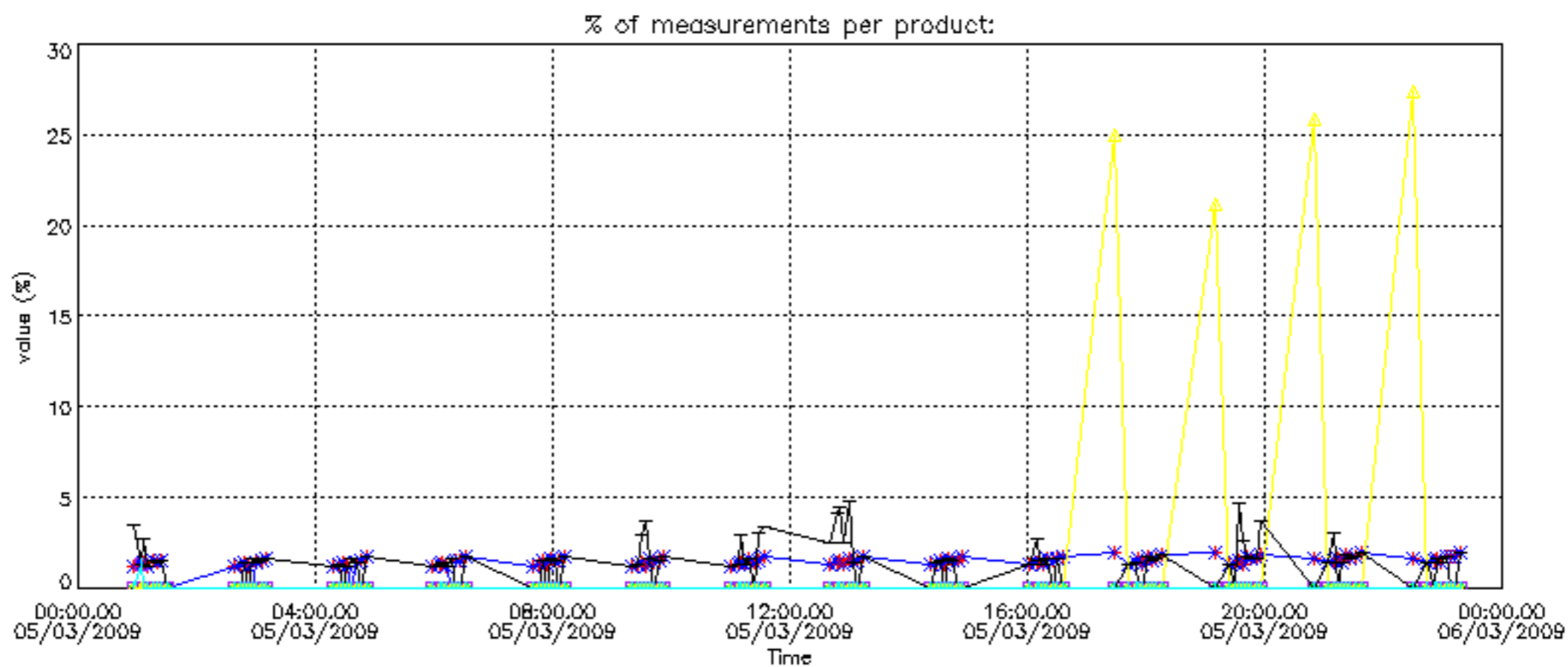
Percentage of flagged data per NO2 profile



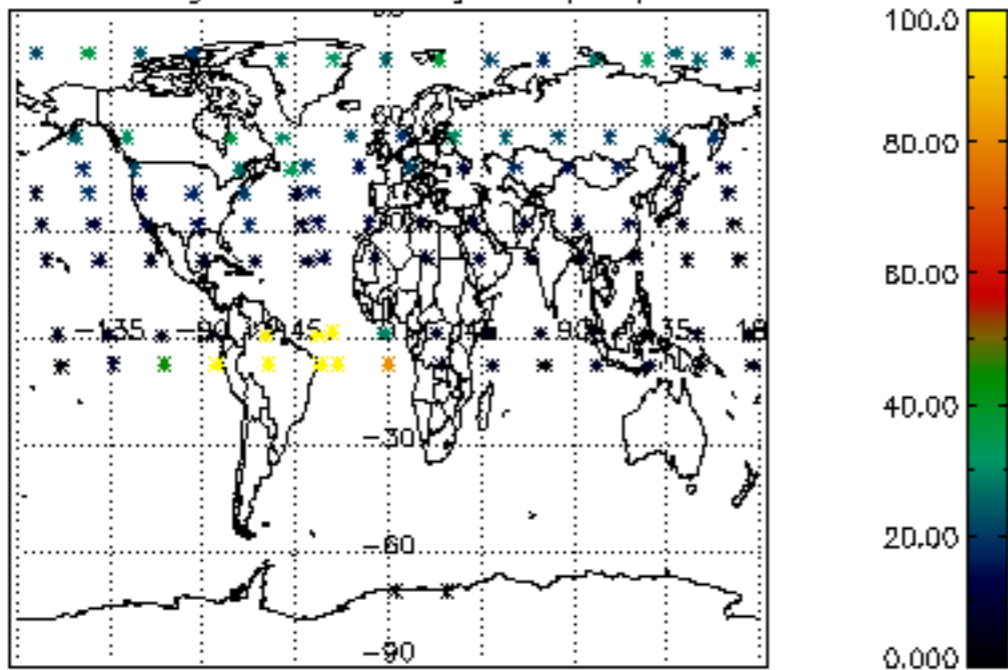
Percentage of flagged data per NO3 profile



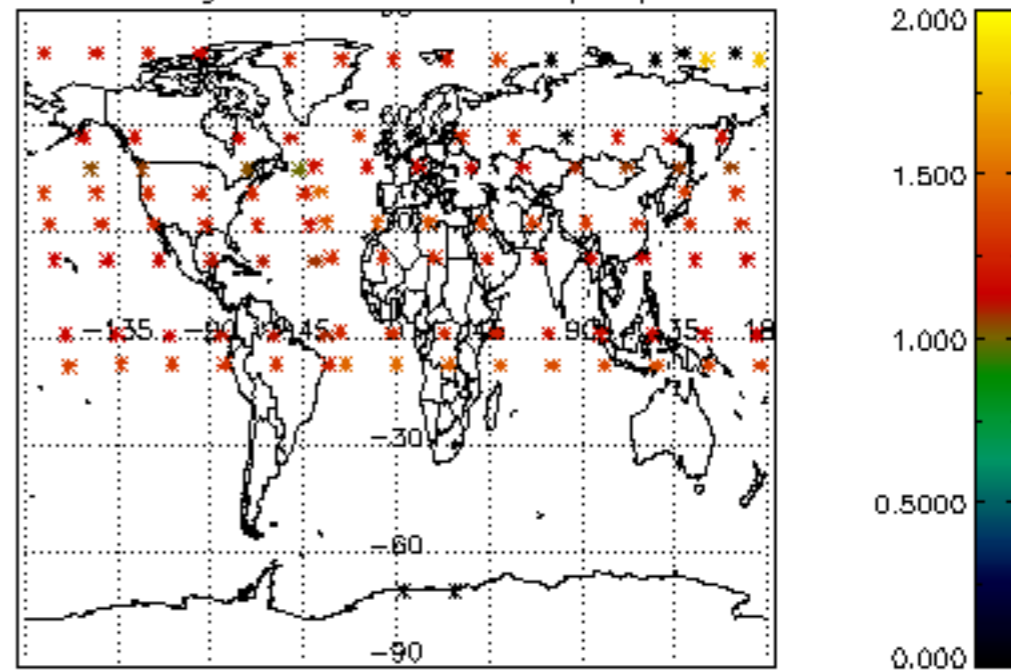




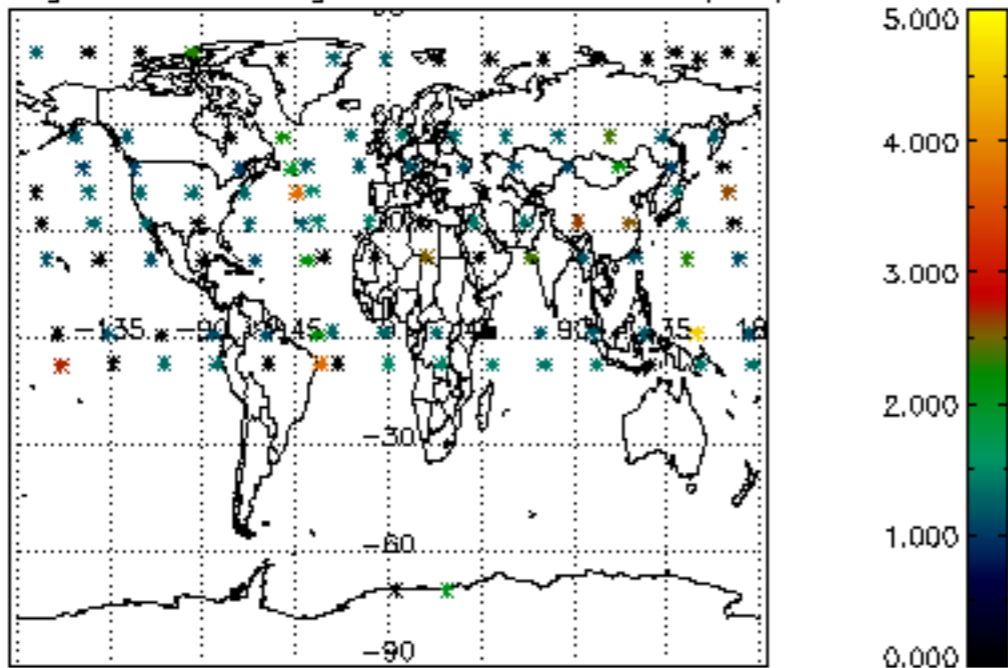
Percentage of cosmic ray hits per profile



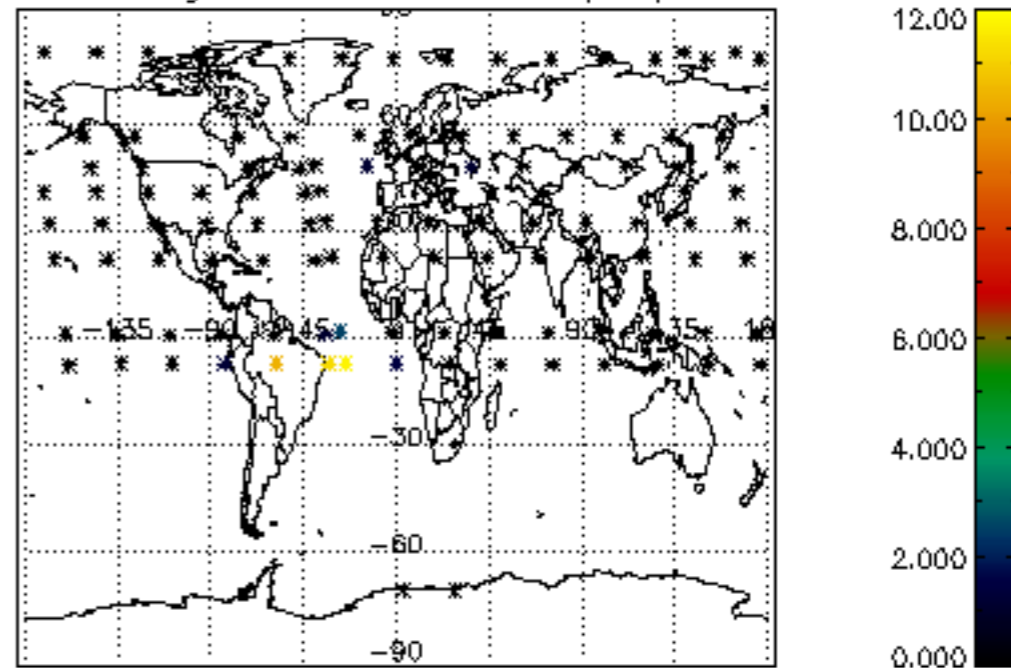
Percentage of datation errors per profile



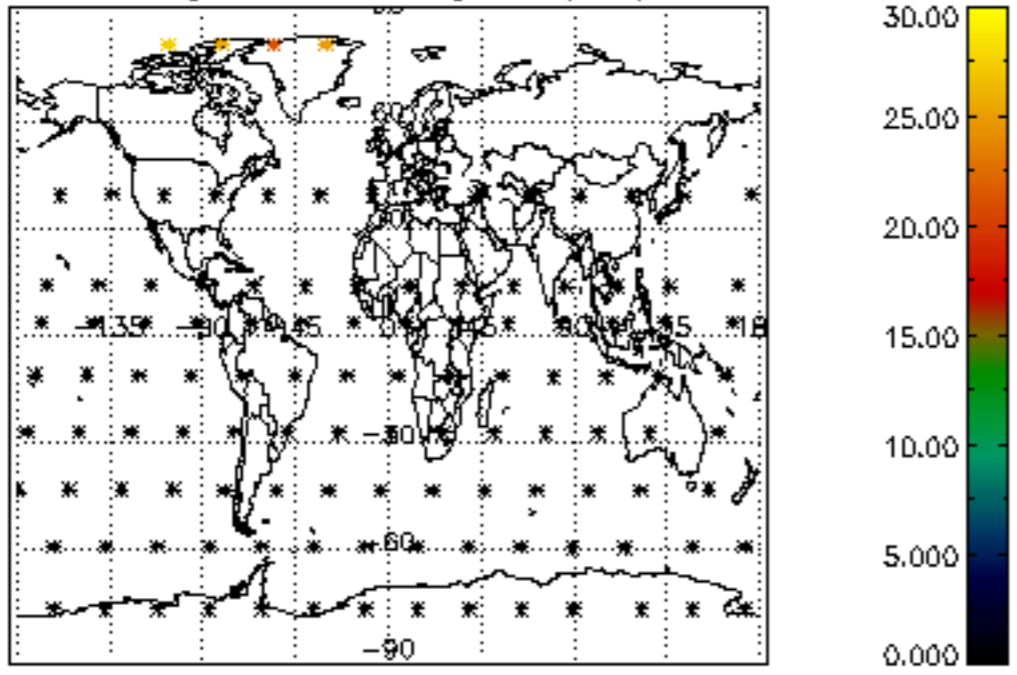
Percentage of star falling outside central band per profile



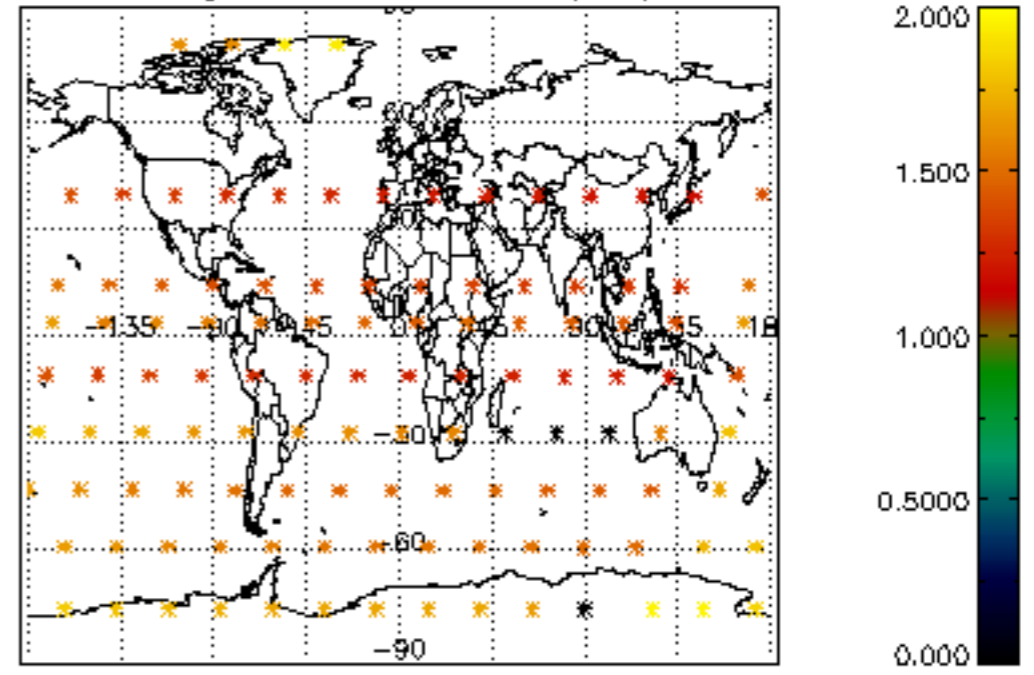
Percentage of saturation errors per profile



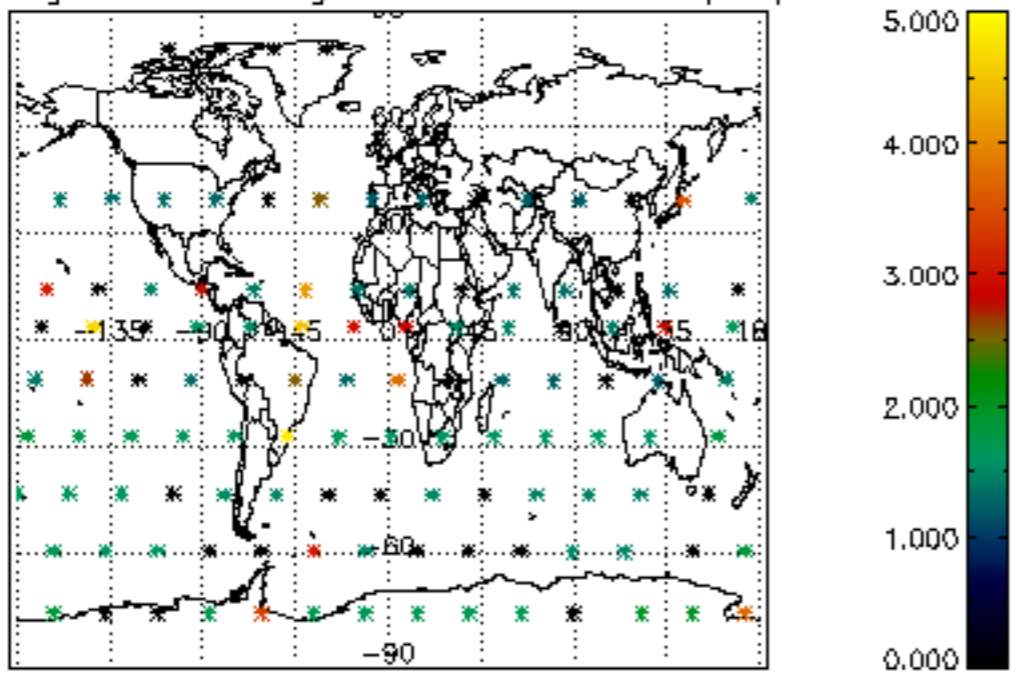
Percentage of cosmic ray hits per profile



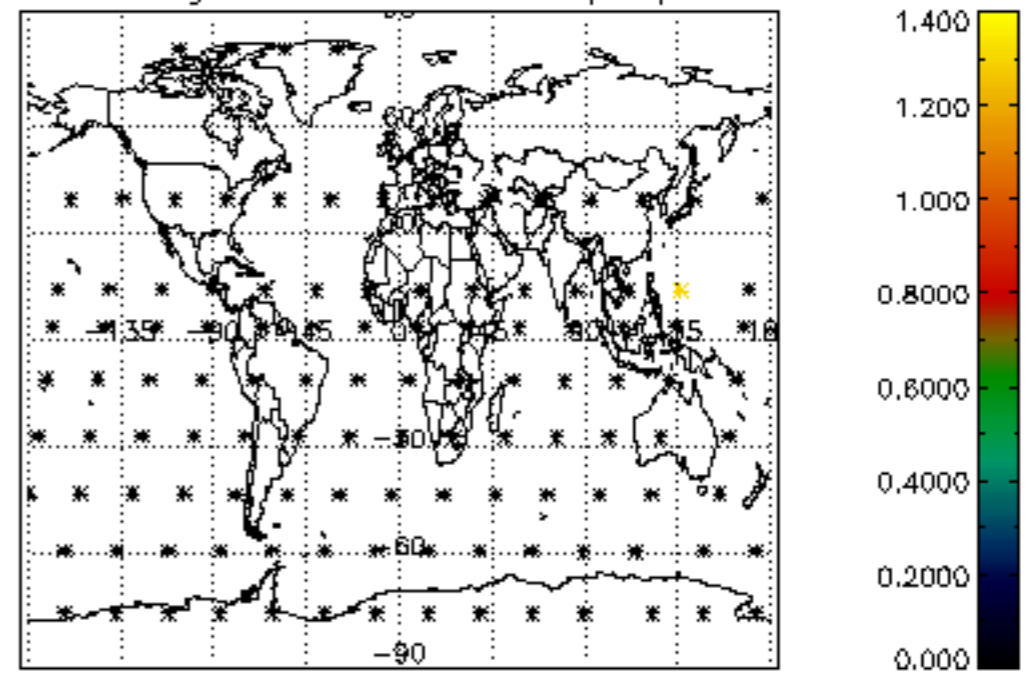
Percentage of datation errors per profile

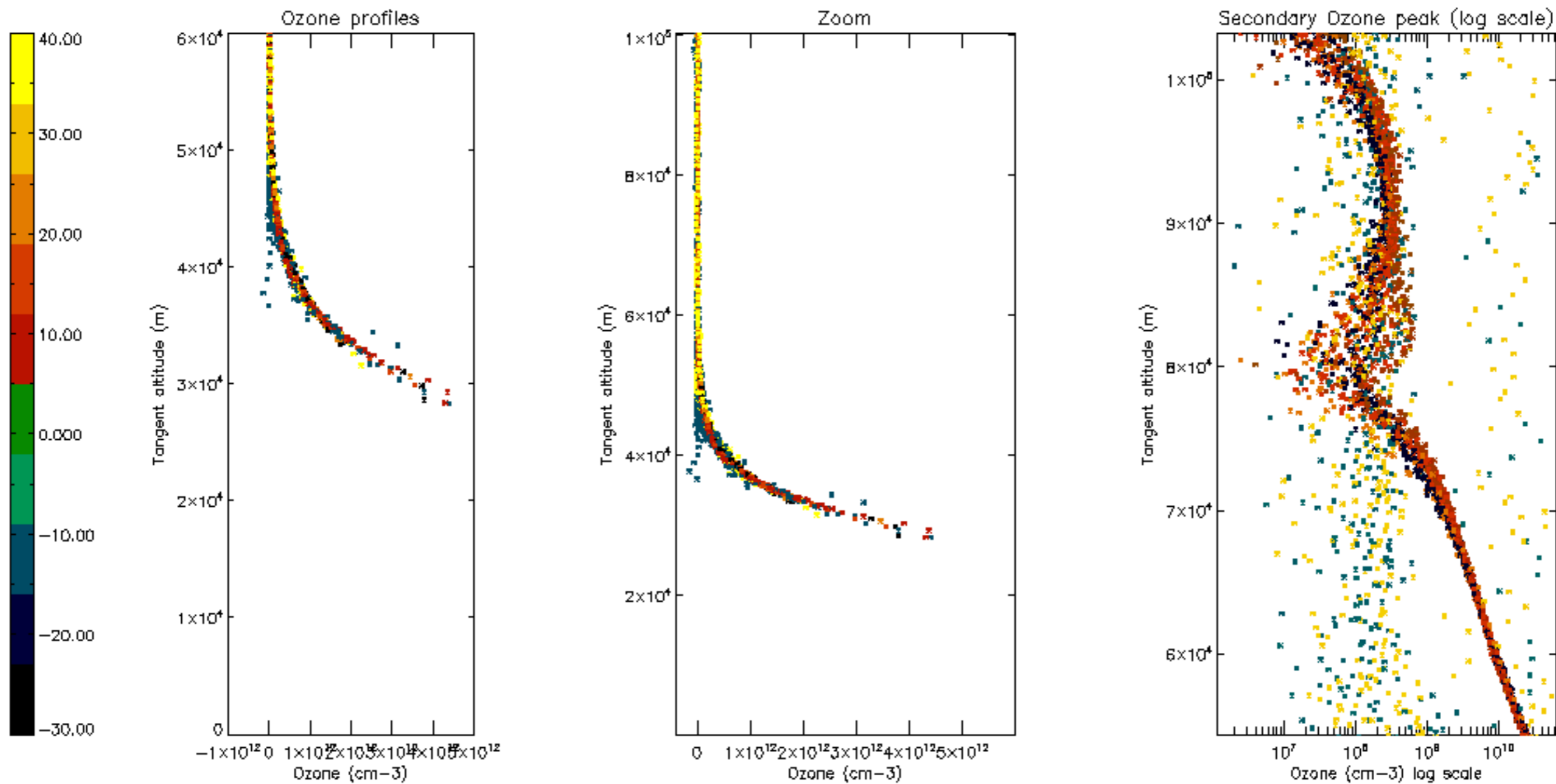


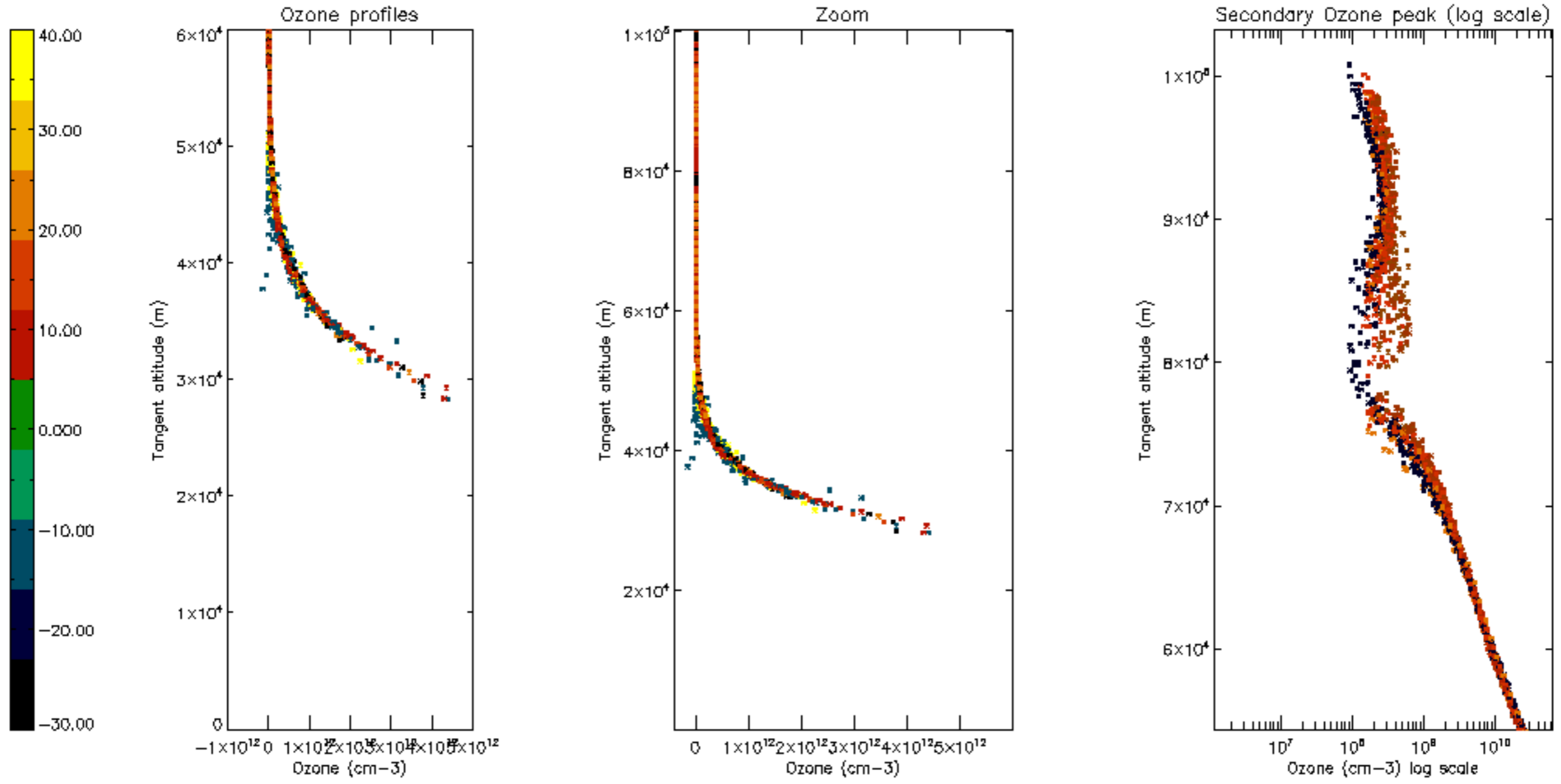
Percentage of star falling outside central band per profile

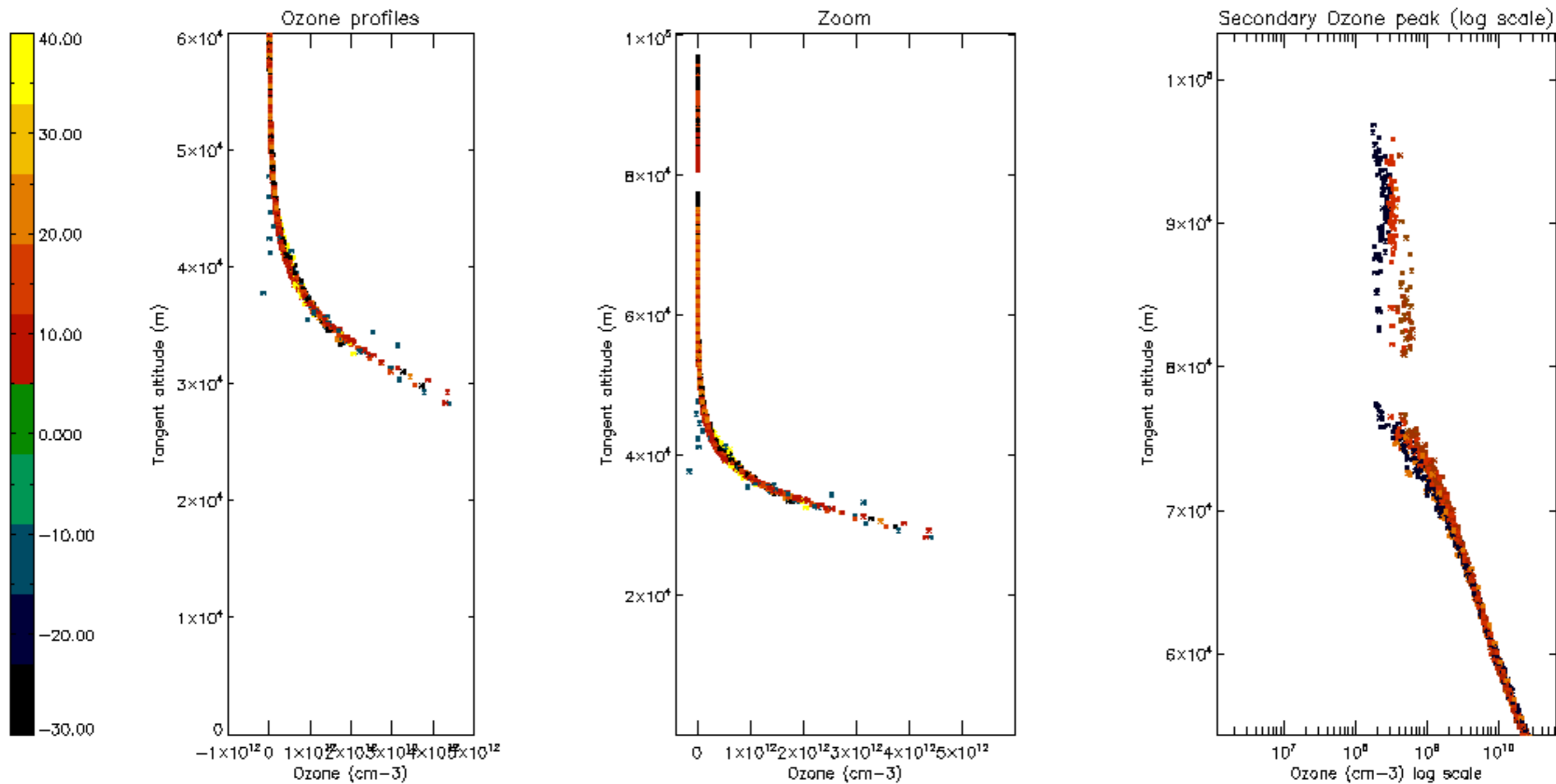


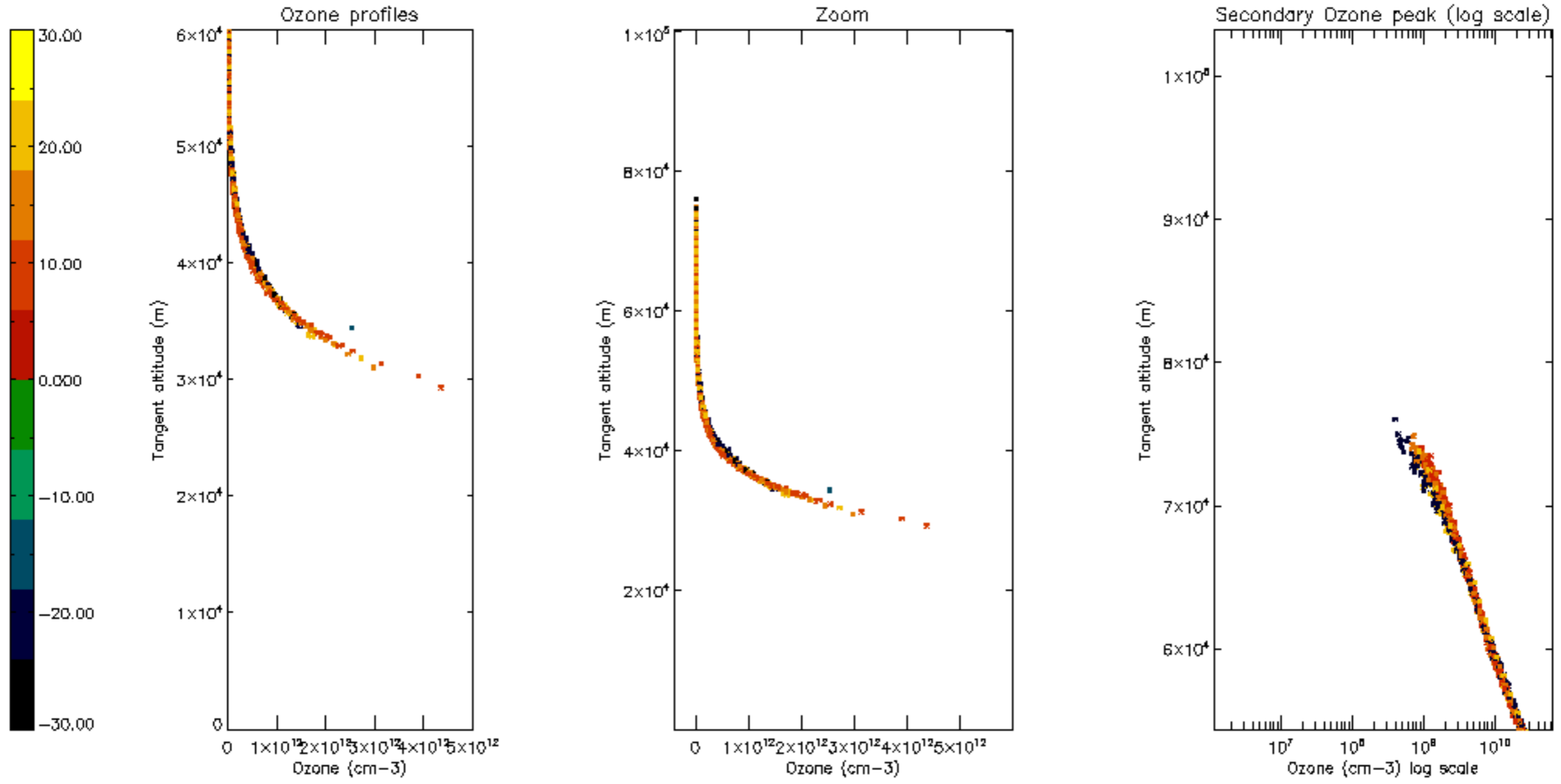
Percentage of saturation errors per profile

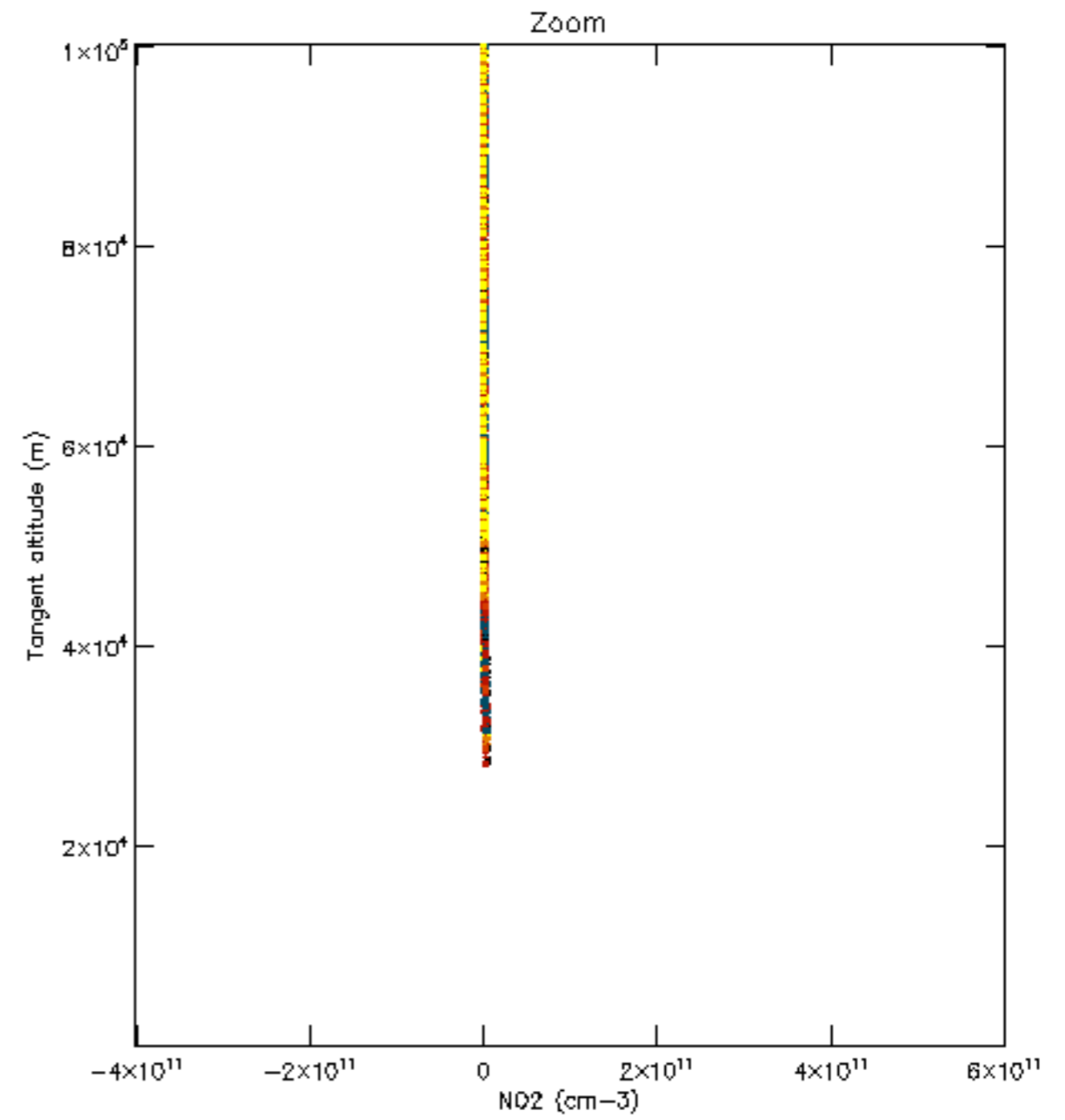
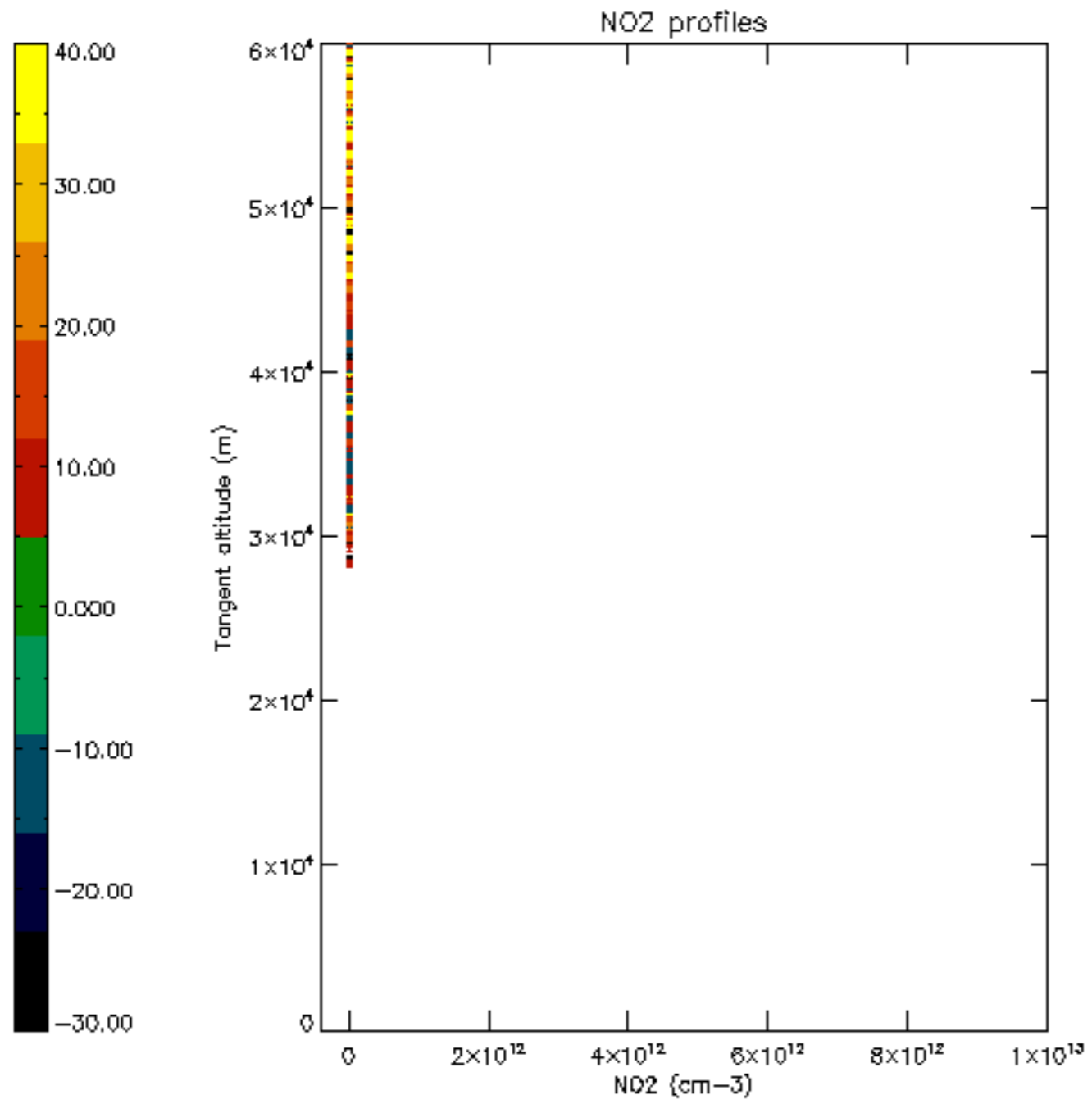


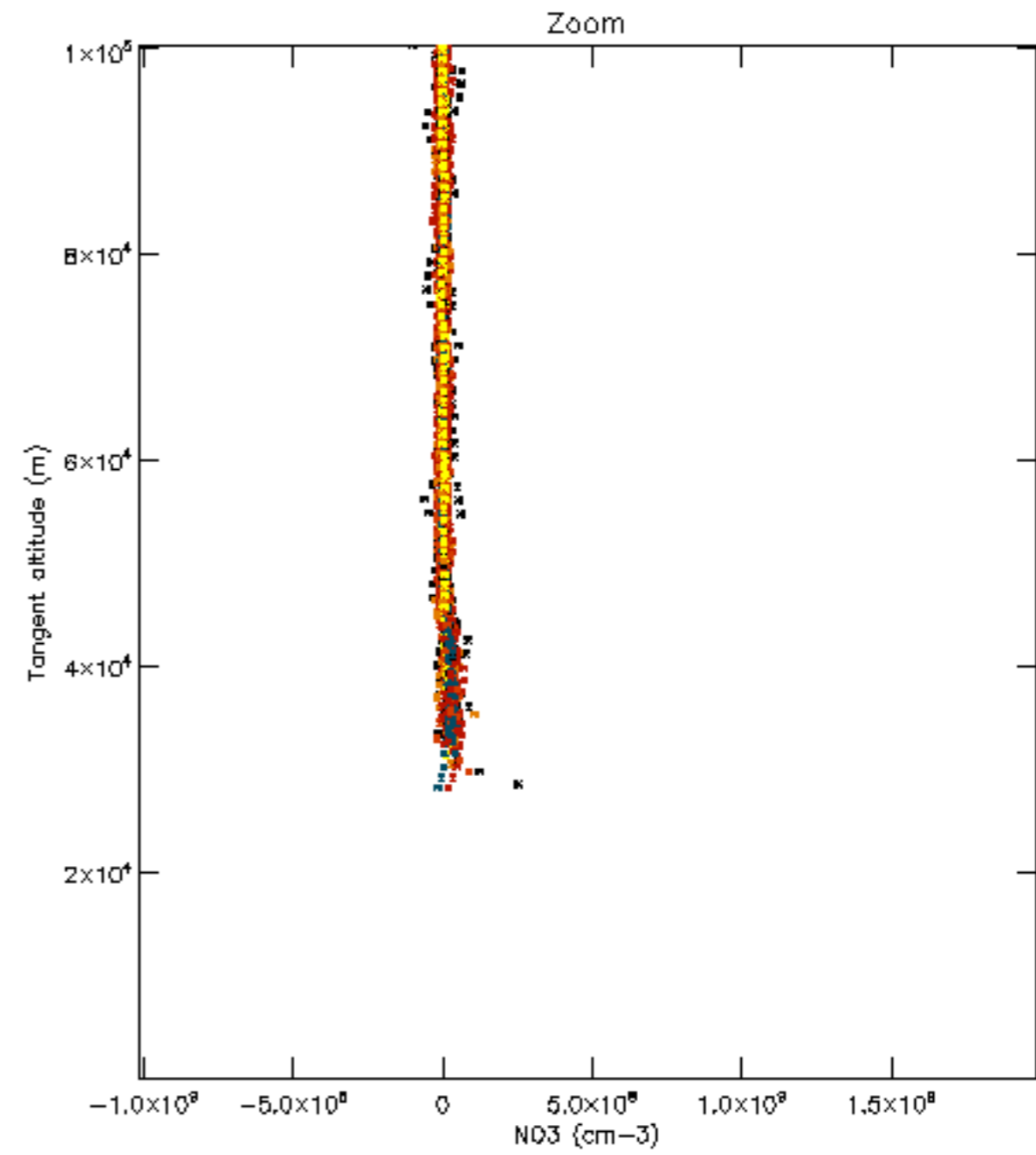
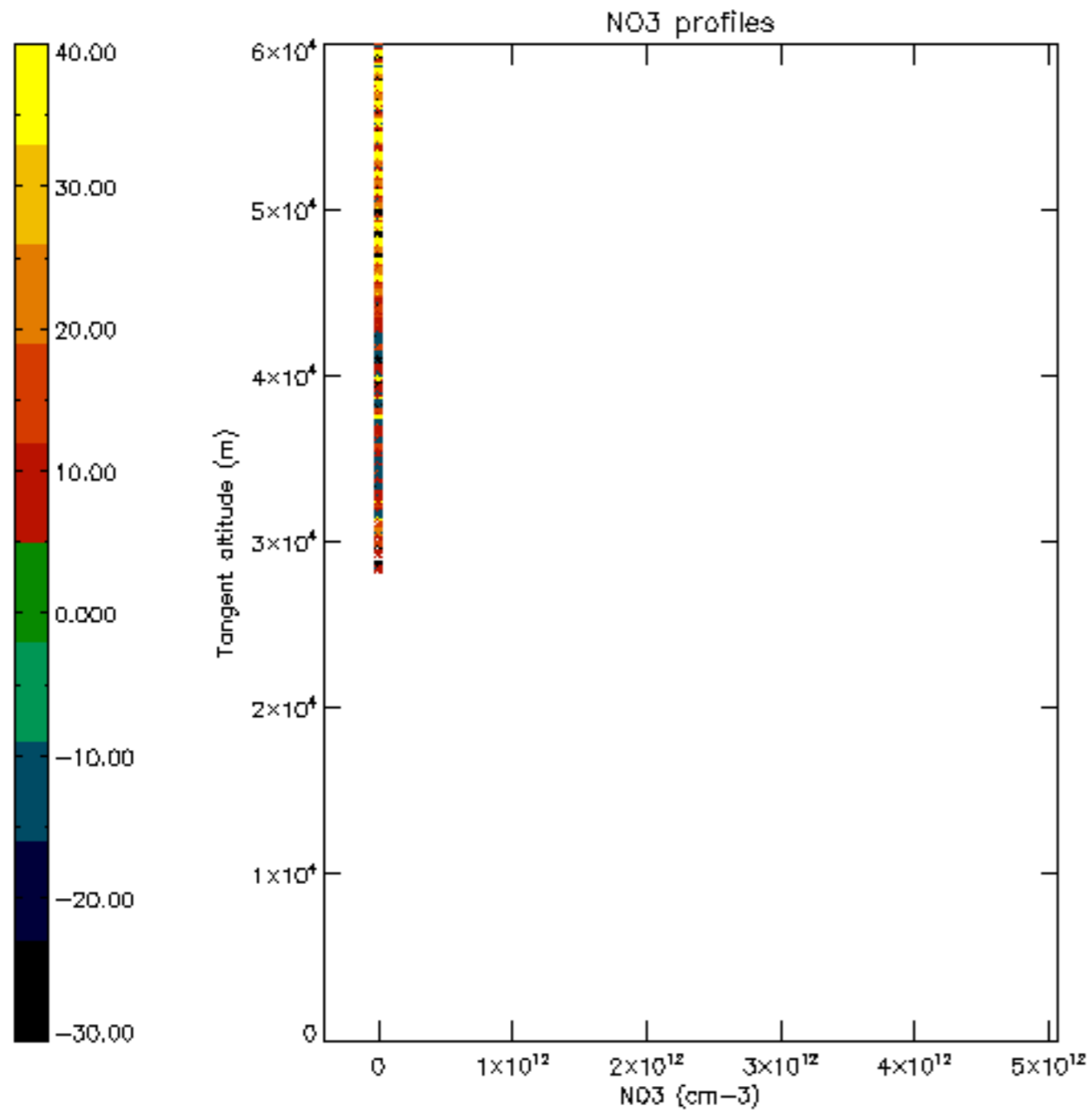


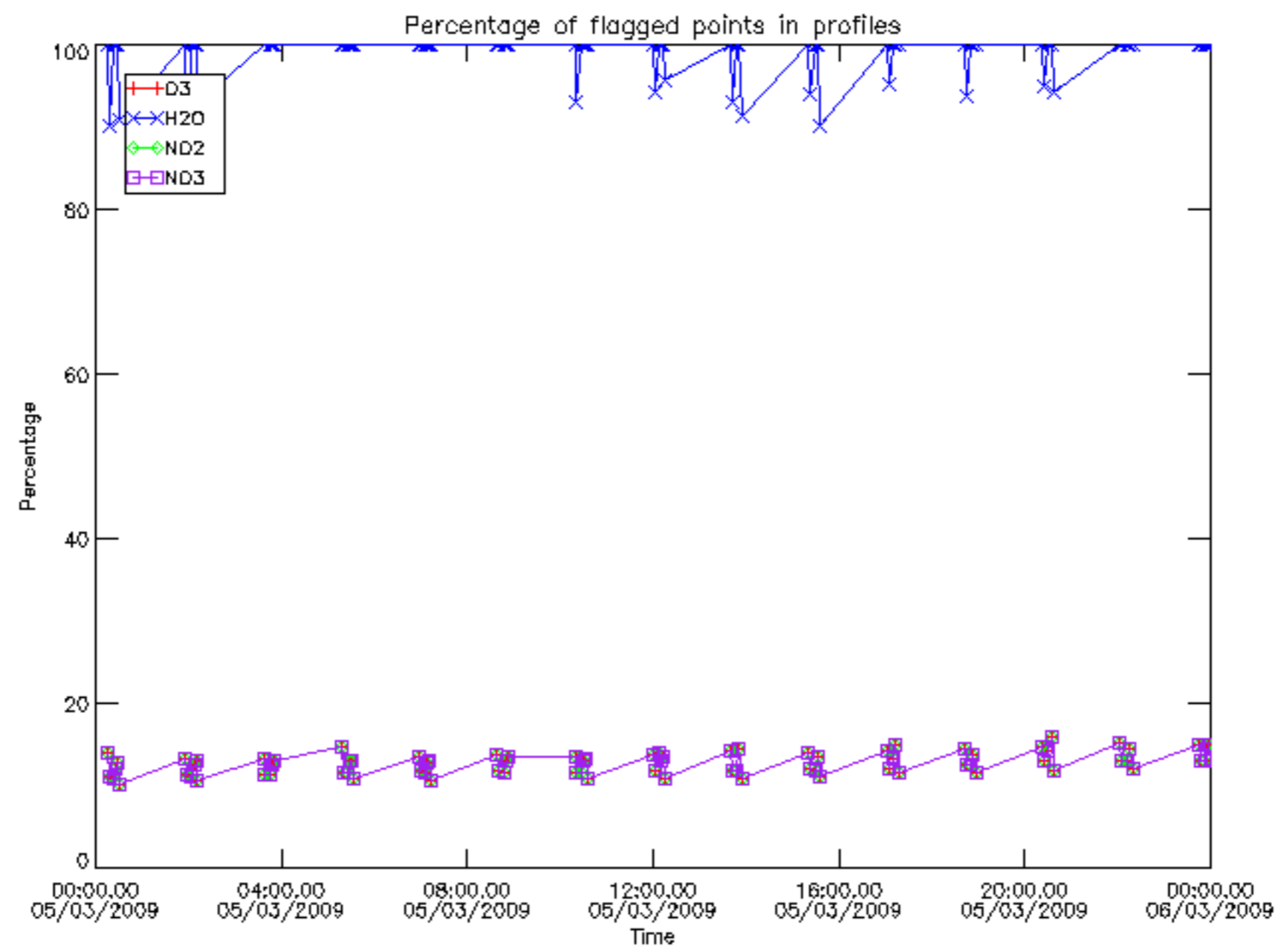




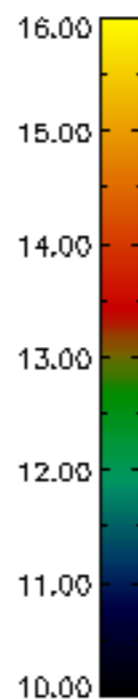
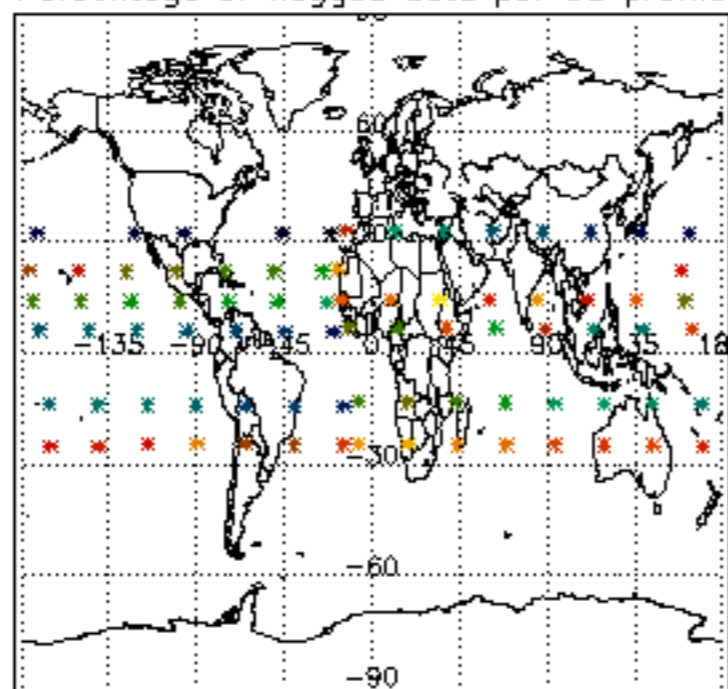




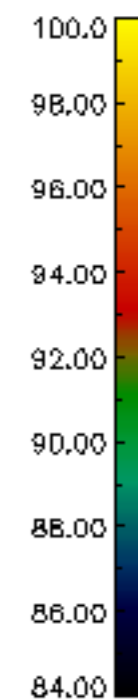
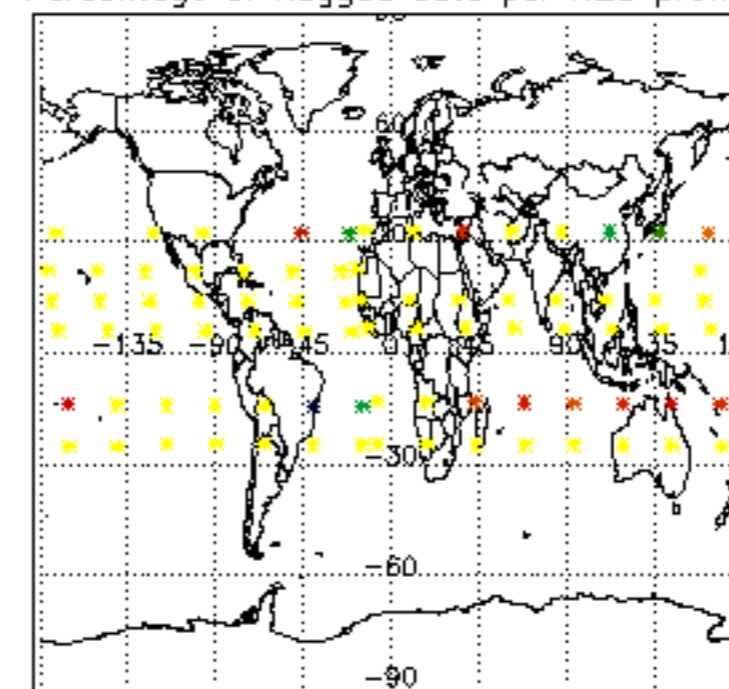




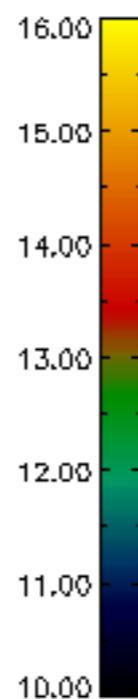
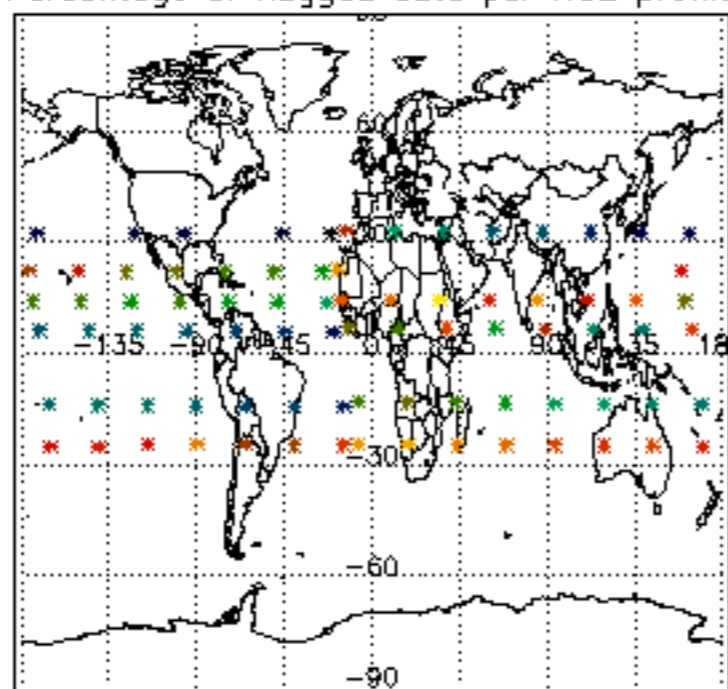
Percentage of flagged data per D3 profile



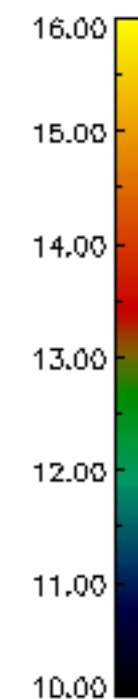
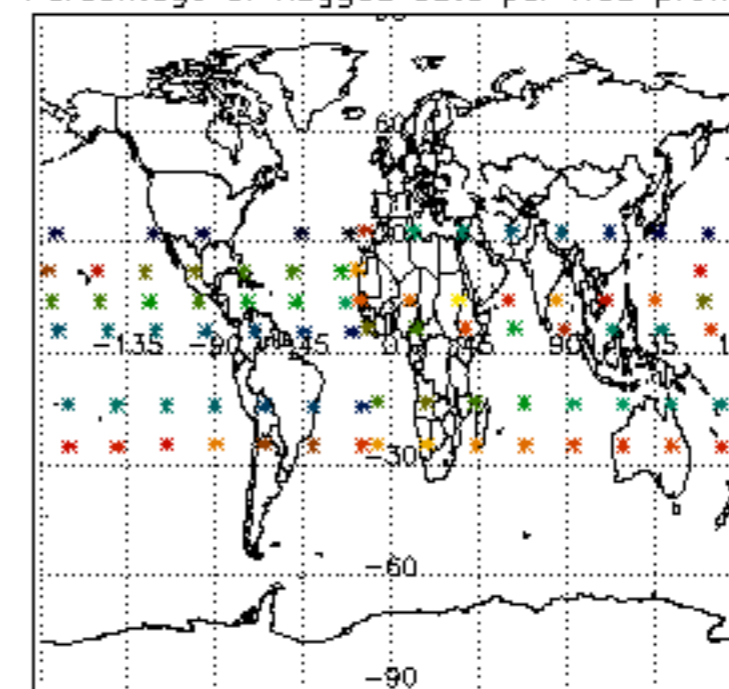
Percentage of flagged data per H2O profile

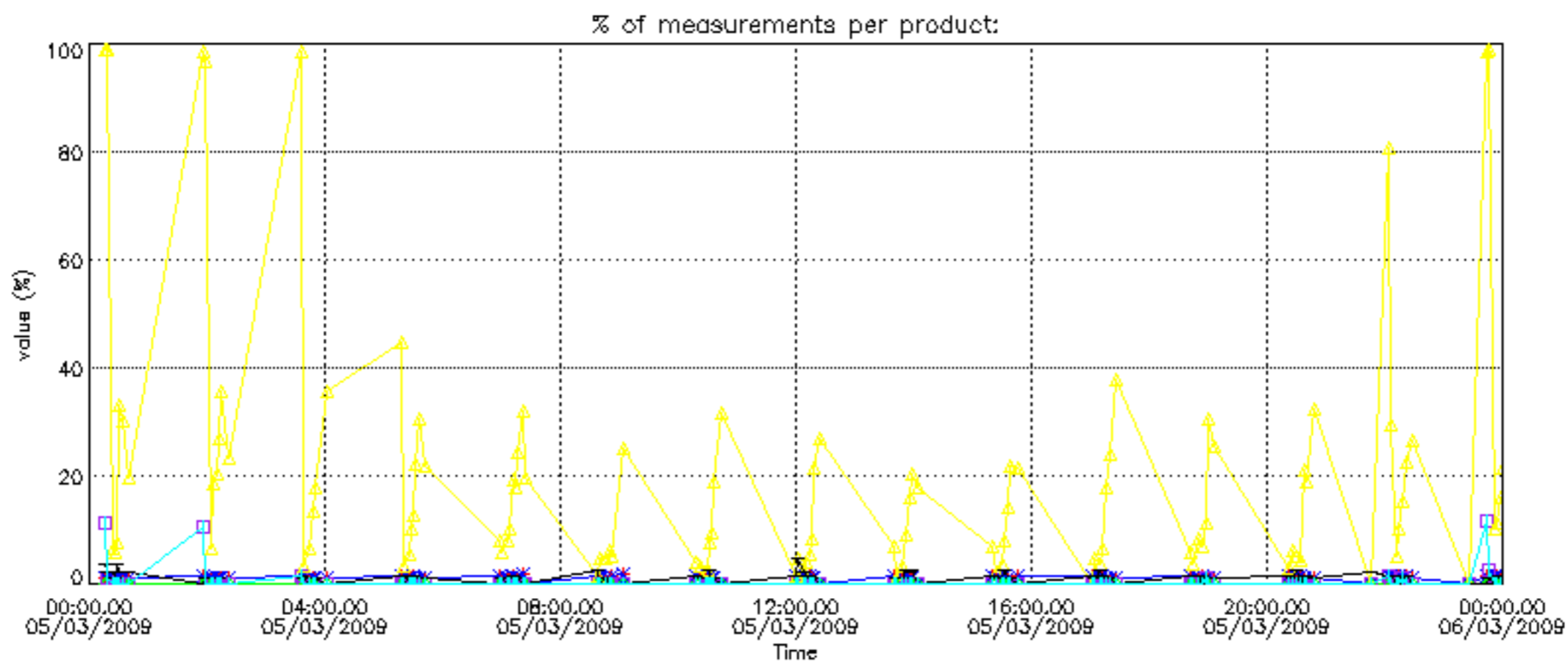


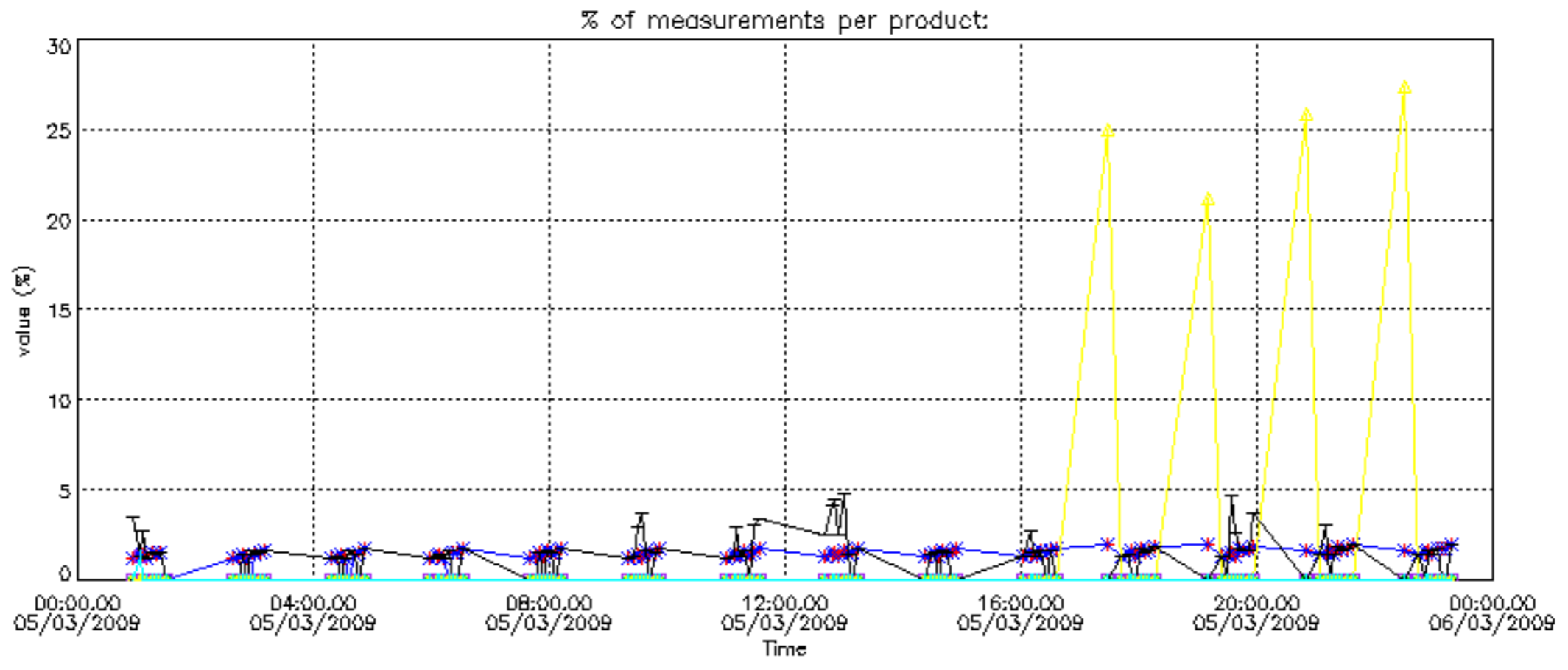
Percentage of flagged data per NO2 profile



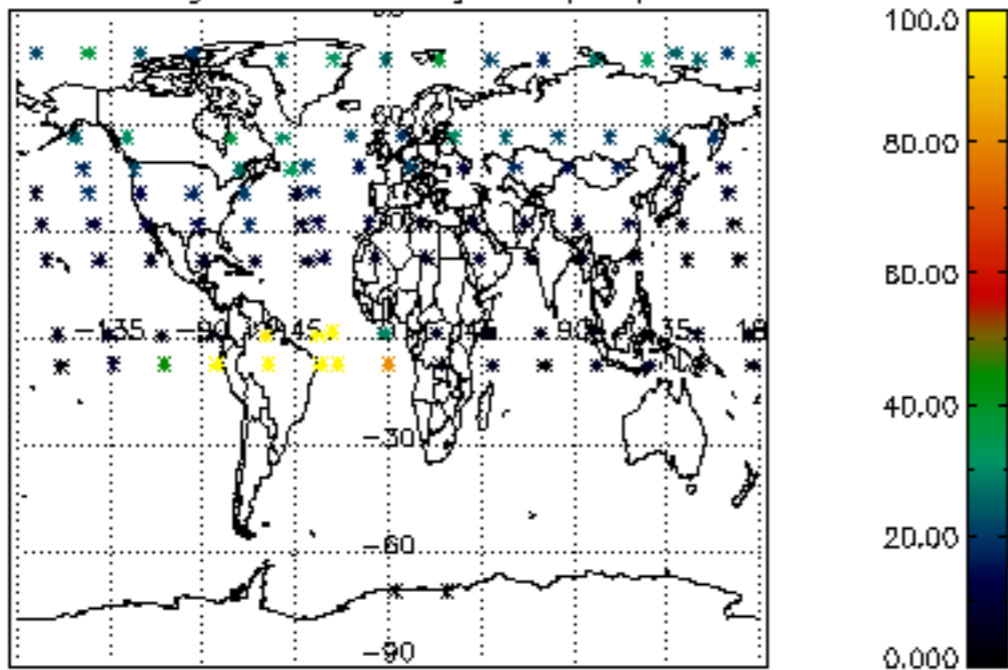
Percentage of flagged data per NO3 profile



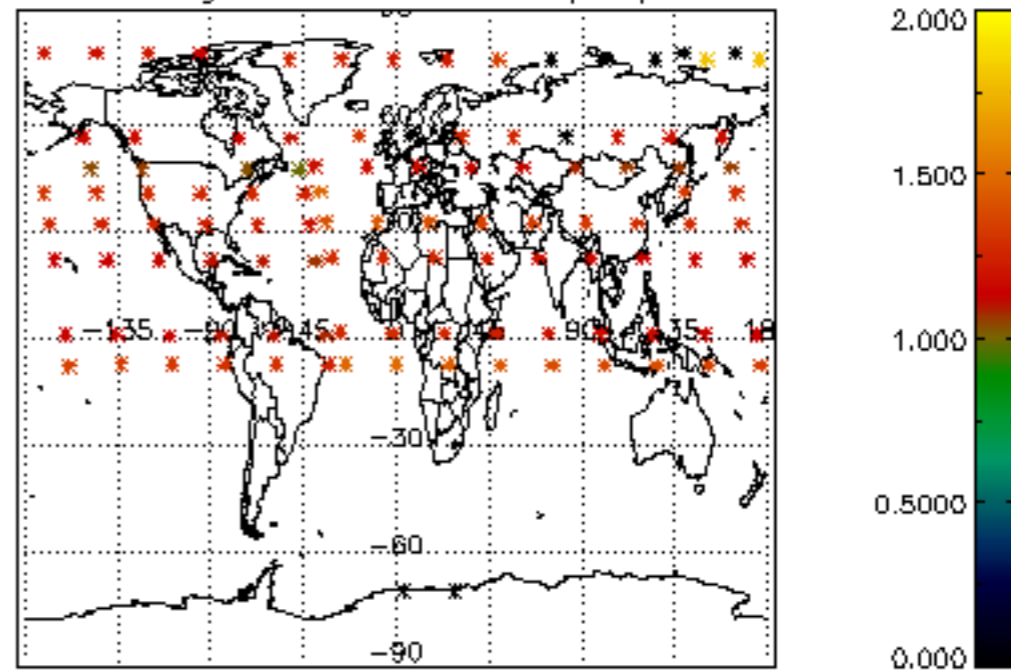




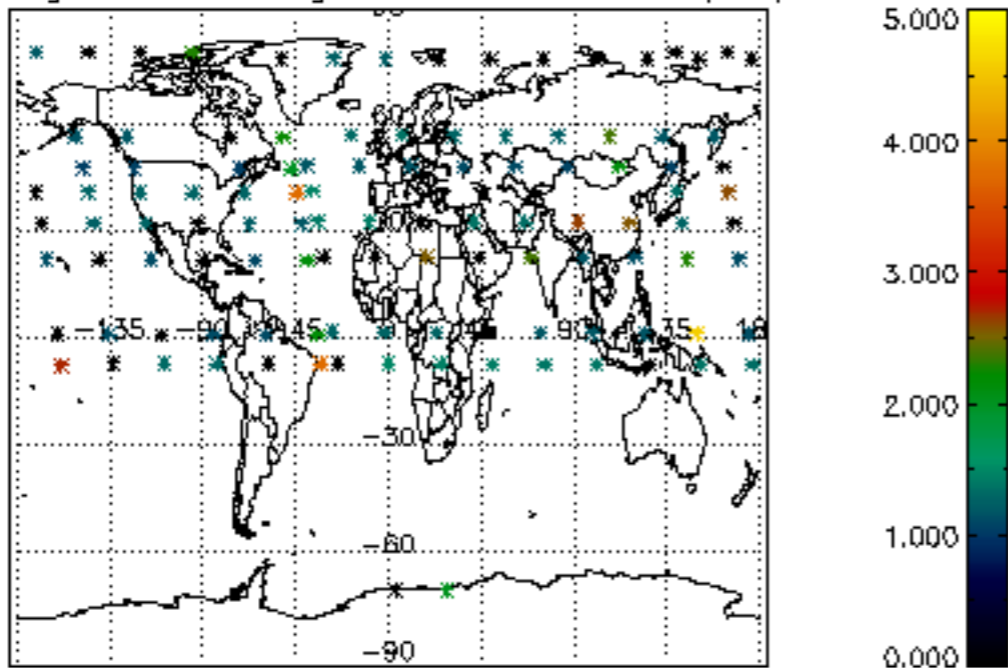
Percentage of cosmic ray hits per profile



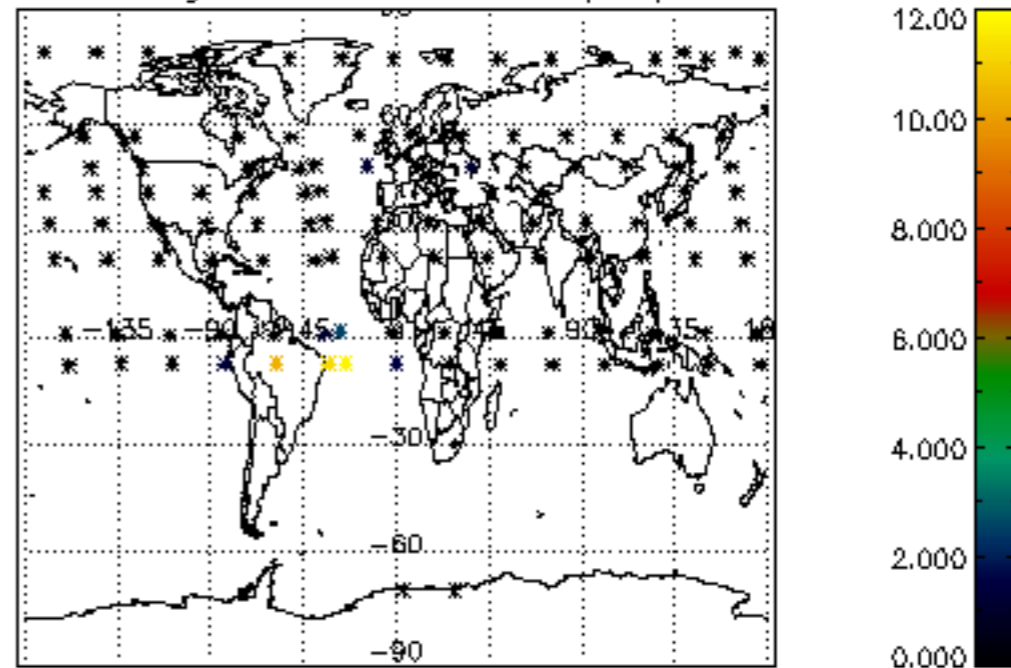
Percentage of datation errors per profile



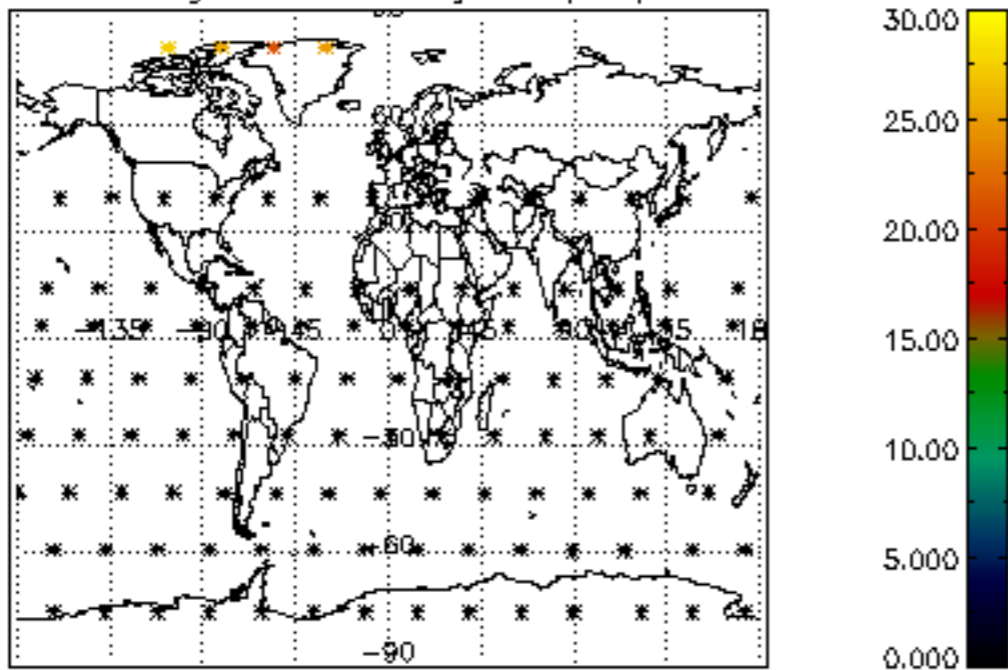
Percentage of star falling outside central band per profile



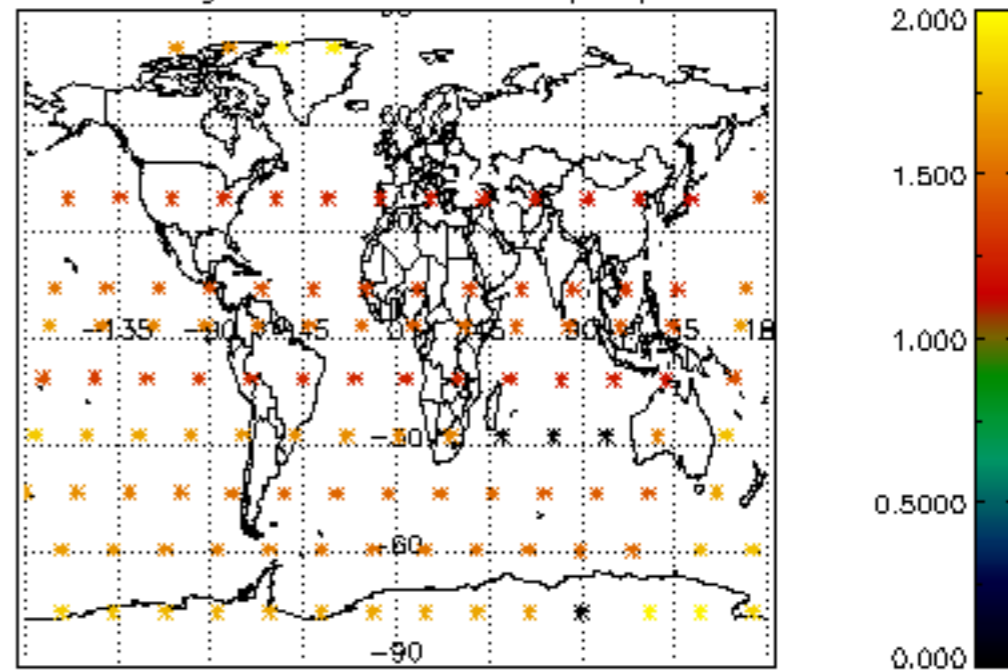
Percentage of saturation errors per profile



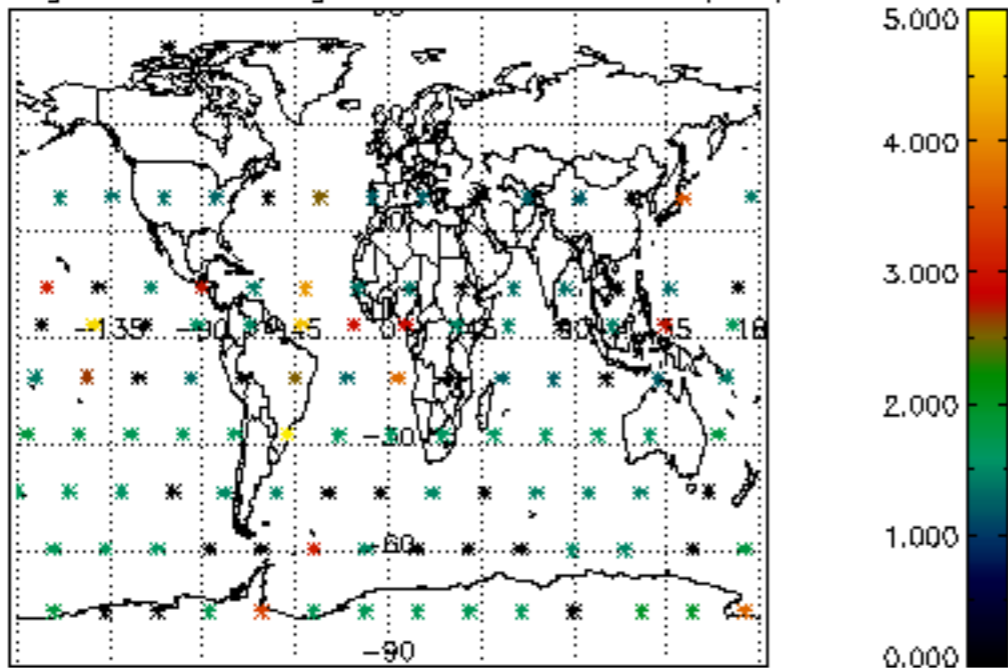
Percentage of cosmic ray hits per profile



Percentage of datation errors per profile



Percentage of star falling outside central band per profile



Percentage of saturation errors per profile

