

GOMOS Level 2 Daily Report

SUMMARY

[1. General Info](#)

[2. Summary of processed GOM_NL_2P products](#)

[3. Level 2 Quality information per product](#)

[3.1 Plot of level 2 quality information per product \(time dependant\)](#)

[3.2 Plot of level 2 quality information per product \(world map\)](#)

[4. Level 1 Quality information per product \(stored on level 2 products\)](#)

[4.1 Plot of level 1 quality information per product \(time dependant\)](#)

[4.1.1 Plot of level 1 quality information per product \(time dependant\): ASCENDING](#)

[4.1.2 Plot of level 1 quality information per product \(time dependant\): DESCENDING](#)

[4.2 Plot of level 1 quality information per product \(world map\)](#)

[4.2.1 Plot of level 1 quality information per product \(world map\): ASCENDING](#)

[4.2.2 Plot of level 1 quality information per product \(world map\): DESCENDING](#)

[5. Ozone profiles based on quality statistics and other trace gas profiles](#)

[5.1 Ozone statistics based on quality of products](#)

[5.2 Plot ozone profiles for all STD \(dark without errors\)](#)

[5.3 Plot ozone profiles where STD < 20% \(dark without errors\)](#)

[5.4. Plot ozone profiles where STD < 10% \(dark without errors\)](#)

[5.5. Plot ozone profiles where STD < 5% \(dark without errors\)](#)

[5.6 Plot NO2 profiles for all STD \(dark without errors\)](#)

[5.7 Plot NO3 profiles for all STD \(dark without errors\)](#)

[5.8 Plot H2O profiles \(only for occultations of stars 1,2,3,4,13,14,16,26,63 dark without errors\) for all STD](#)

[6. Auxiliary Data Files used for the production reported in section 2](#)

This report presents the daily analysis on parameters extracted from GOMOS level 2 data (GOM_NL__2P). It is intended to monitor some important parameters that will impact the quality of these products. A list of level 2 products (and content) that have arrived during the reporting day to the PCF is also given.

Item	Value
Time of report generation	25APR2013 17:40:19
Data source version	GOMOS/6.01
Start time of products	03-03-2009 (03MAR2009 00:00:00)
Stop time of products	04-03-2009 (04MAR2009 00:00:00)
Store outputs in DB	Yes
Nb of level 2 prods	106
Nb of prods with errors	0

2. Summary of processed GOM_NL__2P products.

Nr	Filename	UTC Start time	Limb	Duration	Star Id	Star Name	Star Mag	Star Temp	Nb Meas	Orbit	Prod. error
1	GOM_NL__2PRFIN20090303_001524_00000422077_00002_36629_5882.N1	03-MAR-2009 00:15:24	Bright	41.500	22	32Alp Leo	1.3600	15200.	83	36629	No
2	GOM_NL__2PRFIN20090303_001845_00000392077_00002_36629_5883.N1	03-MAR-2009 00:18:45	Bright	39.000	166	17Eps Leo	2.9800	6000.0	78	36629	No
3	GOM_NL__2PRFIN20090303_010011_000000332077_00002_36629_5884.N1	03-MAR-2009 01:00:11	Bright	33.000	168	17Zet Aql	2.9860	11000.	66	36629	No
4	GOM_NL__2PRFIN20090303_011243_000000402077_00002_36629_5885.N1	03-MAR-2009 01:12:43	Dark	40.000	137	22Lam Sgr	2.8240	4400.0	80	36629	No
5	GOM_NL__2PRFIN20090303_011504_000000402077_00002_36629_5886.N1	03-MAR-2009 01:15:04	Dark	40.000	38	20Eps Sgr	1.8360	11000.	80	36629	No
6	GOM_NL__2PRFIN20090303_011801_000000442077_00002_36629_5887.N1	03-MAR-2009 01:18:01	Dark	44.000	25	35Lam Sco	1.6200	28000.	88	36629	No
7	GOM_NL__2PRFIN20090303_013120_000000432077_00003_36630_5897.N1	03-MAR-2009 01:31:20	Dark	43.000	77	Eps Cen	2.3030	28000.	86	36630	No
8	GOM_NL__2PRFIN20090303_013431_000000422077_00003_36630_5898.N1	03-MAR-2009 01:34:31	Dark	41.500	64	Gam Cen	2.2000	10600.	83	36630	No
9	GOM_NL__2PRFIN20090303_015600_000000432077_00003_36630_5899.N1	03-MAR-2009 01:56:00	Bright	43.000	22	32Alp Leo	1.3600	15200.	86	36630	No
10	GOM_NL__2PRFIN20090303_015919_000000402077_00003_36630_5900.N1	03-MAR-2009 01:59:19	Bright	40.000	166	17Eps Leo	2.9800	6000.0	80	36630	No
11	GOM_NL__2PRFIN20090303_024048_000000342077_00003_36630_5901.N1	03-MAR-2009 02:40:48	Bright	33.500	168	17Zet Aql	2.9860	11000.	67	36630	No
12	GOM_NL__2PRFIN20090303_025320_000000492077_00003_36630_5902.N1	03-MAR-2009 02:53:20	Dark	49.000	137	22Lam Sgr	2.8240	4400.0	98	36630	No
13	GOM_NL__2PRFIN20090303_025540_000000432077_00003_36630_5903.N1	03-MAR-2009 02:55:40	Dark	42.500	38	20Eps Sgr	1.8360	11000.	85	36630	No
14	GOM_NL__2PRFIN20090303_025838_000000442077_00003_36630_5904.N1	03-MAR-2009 02:58:38	Dark	44.000	25	35Lam Sco	1.6200	28000.	88	36630	No
15	GOM_NL__2PRFIN20090303_063101_000000522077_00006_36633_5941.N1	03-MAR-2009 06:31:01	Dark	52.000	78	Alp Lup	2.3040	28000.	104	36633	No
16	GOM_NL__2PRFIN20090303_063332_000000482077_00006_36633_5942.N1	03-MAR-2009 06:33:32	Dark	48.000	95	Zet Cen	2.5450	26000.	96	36633	No
17	GOM_NL__2PRFIN20090303_070020_000000432077_00006_36633_5943.N1	03-MAR-2009 07:00:20	Bright	43.000	51	41Gam1Leo	2.0100	4500.0	86	36633	No
18	GOM_NL__2PRFIN20090303_070905_000000362077_00006_36633_5944.N1	03-MAR-2009 07:09:05	Bright	36.000	174	52Psi UMa	3.0040	4400.0	72	36633	No
19	GOM_NL__2PRFIN20090303_071155_000000412077_00006_36633_5945.N1	03-MAR-2009 07:11:55	Bright	40.500	82	48Bet UMa	2.3650	10600.	81	36633	No
20	GOM_NL__2PRFIN20090303_072029_000000362077_00006_36633_5946.N1	03-MAR-2009 07:20:29	Bright	36.000	60	7Bet UMi	2.0810	3950.0	72	36633	No
21	GOM_NL__2PRFIN20090303_073016_000000372077_00006_36633_5947.N1	03-MAR-2009 07:30:16	Bright	36.500	69	33Gam Dra	2.2310	3800.0	73	36633	No
22	GOM_NL__2PRFIN20090303_073450_000000352077_00006_36633_5948.N1	03-MAR-2009 07:34:50	Bright	34.500	5	3Alp Lyr	0.033000	11000.	69	36633	No
23	GOM_NL__2PRFIN20090303_080245_000000512077_00006_36633_5949.N1	03-MAR-2009 08:02:45	Dark	51.000	75	26Eps Sco	2.2910	4250.0	102	36633	No
24	GOM_NL__2PRFIN20090303_081138_000000482077_00007_36634_5981.N1	03-MAR-2009 08:11:38	Dark	47.500	78	Alp Lup	2.3040	28000.	95	36634	No
25	GOM_NL__2PRFIN20090303_081408_000000462077_00007_36634_5982.N1	03-MAR-2009 08:14:08	Dark	45.500	95	Zet Cen	2.5450	26000.	91	36634	No
26	GOM_NL__2PRFIN20090303_084056_000000422077_00007_36634_5983.N1	03-MAR-2009 08:40:56	Bright	42.000	51	41Gam1Leo	2.0100	4500.0	84	36634	No
27	GOM_NL__2PRFIN20090303_084940_000000362077_00007_36634_5984.N1	03-MAR-2009 08:49:40	Bright	36.000	174	52Psi UMa	3.0040	4400.0	72	36634	No
28	GOM_NL__2PRFIN20090303_085231_000000402077_00007_36634_5985.N1	03-MAR-2009 08:52:31	Bright	40.000	82	48Bet UMa	2.3650	10600.	80	36634	No
29	GOM_NL__2PRFIN20090303_090105_000000362077_00007_36634_5986.N1	03-MAR-2009 09:01:05	Bright	36.000	60	7Bet UMi	2.0810	3950.0	72	36634	No
30	GOM_NL__2PRFIN20090303_091052_000000362077_00007_36634_5987.N1	03-MAR-2009 09:10:52	Bright	36.000	69	33Gam Dra	2.2310	3800.0	72	36634	No
31	GOM_NL__2PRFIN20090303_091527_000000352077_00007_36634_5988.N1	03-MAR-2009 09:15:27	Bright	34.500	5	3Alp Lyr	0.033000	11000.	69	36634	No
32	GOM_NL__2PRFIN20090303_094322_000000512077_00007_36634_5989.N1	03-MAR-2009 09:43:22	Dark	50.500	75	26Eps Sco	2.2910	4250.0	101	36634	No
33	GOM_NL__2PRFIN20090303_131435_000000542077_00010_36637_6115.N1	03-MAR-2009 13:14:35	Dark	53.500	81	Eta Cen	2.3560	28000.	107	36637	No
34	GOM_NL__2PRFIN20090303_131748_000000702077_00010_36637_6116.N1	03-MAR-2009 13:17:48	Dark	69.500	54	5The Cen	2.0550	4500.0	139	36637	No
35	GOM_NL__2PRFIN20090303_132025_000000562077_00010_36637_6117.N1	03-MAR-2009 13:20:25	Straylight	55.500	123	Iot Cen	2.7500	10200.	111	36637	No
36	GOM_NL__2PRFIN20090303_132811_000000612077_00010_36637_6118.N1	03-MAR-2009 13:28:11	Straylight	60.500	171	2Eps Crv	3.0010	4250.0	121	36637	No
37	GOM_NL__2PRFIN20090303_134420_000000482077_00010_36637_6119.N1	03-MAR-2009 13:44:20	Bright	47.500	96	68Del Leo	2.5600	9300.0	95	36637	No
38	GOM_NL__2PRFIN20090303_135526_000000622077_00010_36637_6120.N1	03-MAR-2009 13:55:26	Bright	61.500	87	64Gam UMa	2.4330	11000.	123	36637	No
39	GOM_NL__2PRFIN20090303_135836_000000492077_00010_36637_6121.N1	03-MAR-2009 13:58:36	Bright	48.500	32	77Eps UMa	1.7630	11000.	97	36637	No
40	GOM_NL__2PRFIN20090303_140729_000000462077_00010_36637_6122.N1	03-MAR-2009 14:07:29	Bright	46.000	119	14Eta Dra	2.7270	4700.0	92	36637	No
41	GOM_NL__2PRFIN20090303_141159_000000462077_00010_36637_6123.N1	03-MAR-2009 14:11:59	Bright	46.000	130	23Bet Dra	2.7990	5800.0	92	36637	No
42	GOM_NL__2PRFIN20090303_144543_000000582077_00011_36638_6156.N1	03-MAR-2009 14:45:43	Dark	58.000	136	23Tau Sco	2.8220	30000.	116	36638	No

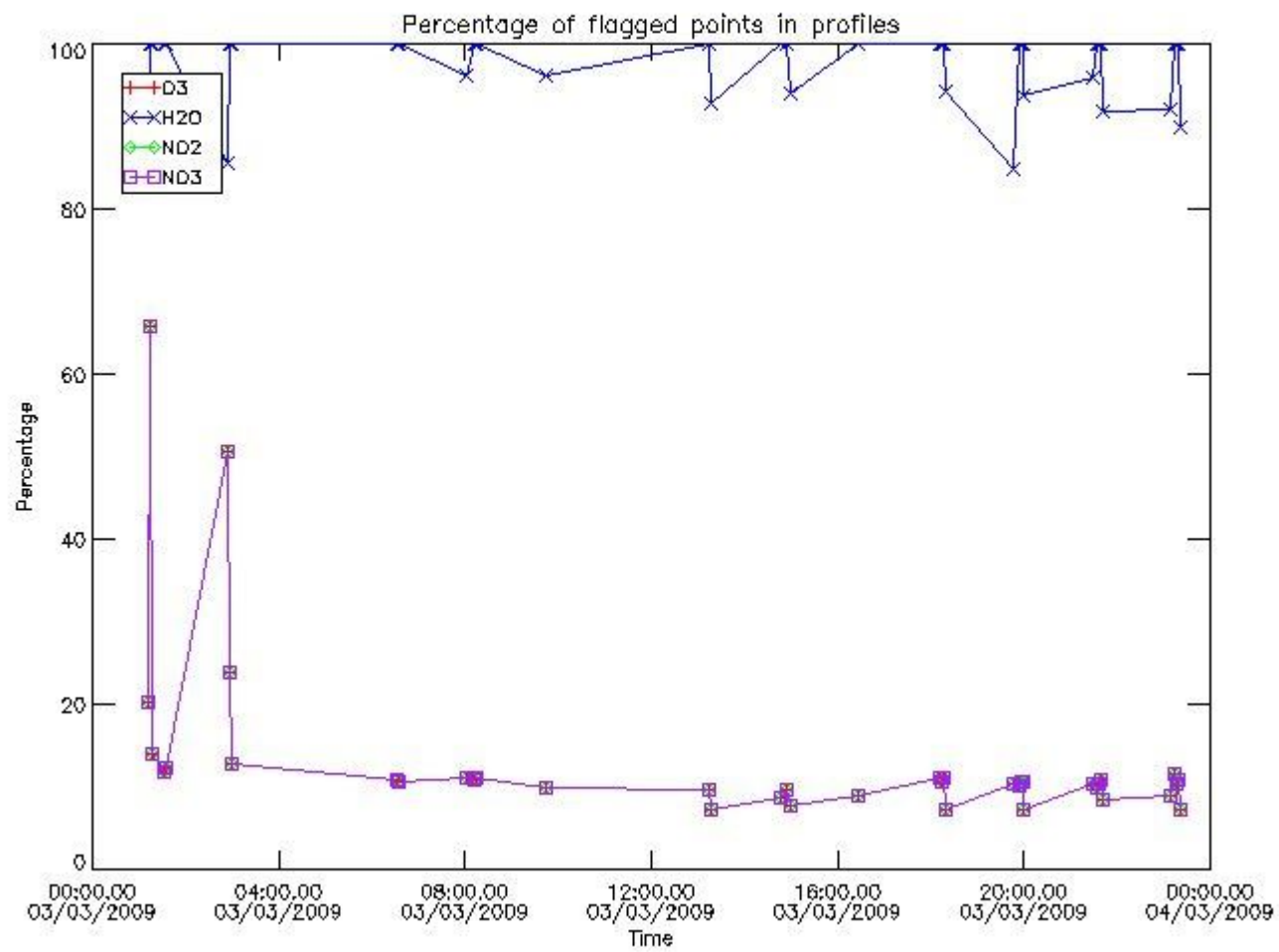
43	GOM_NL__2PRFIN20090303_145513_000000532077_00011_36638_6157.N1	03-MAR-2009 14:55:13	Dark	52.500	81	Eta Cen	2.3560	28000.	105	36638	No
44	GOM_NL__2PRFIN20090303_145826_000000672077_00011_36638_6158.N1	03-MAR-2009 14:58:26	Dark	67.000	54	5The Cen	2.0550	4500.0	134	36638	No
45	GOM_NL__2PRFIN20090303_150102_000000552077_00011_36638_6159.N1	03-MAR-2009 15:01:02	Straylight	54.500	123	lot Cen	2.7500	10200.	109	36638	No
46	GOM_NL__2PRFIN20090303_150847_000000612077_00011_36638_6160.N1	03-MAR-2009 15:08:47	Straylight	61.000	171	2Eps Crv	3.0010	4250.0	122	36638	No
47	GOM_NL__2PRFIN20090303_152455_000000502077_00011_36638_6161.N1	03-MAR-2009 15:24:55	Bright	50.000	96	68Del Leo	2.5600	9300.0	100	36638	No
48	GOM_NL__2PRFIN20090303_153601_000000452077_00011_36638_6162.N1	03-MAR-2009 15:36:01	Bright	45.000	87	64Gam UMa	2.4330	11000.	90	36638	No
49	GOM_NL__2PRFIN20090303_153912_000000512077_00011_36638_6163.N1	03-MAR-2009 15:39:12	Bright	51.000	32	77Eps UMa	1.7630	11000.	102	36638	No
50	GOM_NL__2PRFIN20090303_154804_000000472077_00011_36638_6164.N1	03-MAR-2009 15:48:04	Bright	47.000	119	14Eta Dra	2.7270	4700.0	94	36638	No
51	GOM_NL__2PRFIN20090303_155235_000000442077_00011_36638_6165.N1	03-MAR-2009 15:52:35	Bright	44.000	130	23Bet Dra	2.7990	5800.0	88	36638	No
52	GOM_NL__2PRFIN20090303_162621_000000572077_00012_36639_6202.N1	03-MAR-2009 16:26:21	Dark	57.000	136	23Tau Sco	2.8220	30000.	114	36639	No
53	GOM_NL__2PRFIN20090303_181224_000000512077_00013_36640_6252.N1	03-MAR-2009 18:12:24	Dark	51.000	131	Gam Lup	2.8000	26000.	102	36640	No
54	GOM_NL__2PRFIN20090303_181520_000000482077_00013_36640_6253.N1	03-MAR-2009 18:15:20	Dark	48.000	78	Alp Lup	2.3040	28000.	96	36640	No
55	GOM_NL__2PRFIN20090303_181750_000000462077_00013_36640_6254.N1	03-MAR-2009 18:17:50	Dark	45.500	95	Zet Cen	2.5450	26000.	91	36640	No
56	GOM_NL__2PRFIN20090303_181939_000000712077_00013_36640_6255.N1	03-MAR-2009 18:19:39	Dark	70.500	54	5The Cen	2.0550	4500.0	141	36640	No
57	GOM_NL__2PRFIN20090303_182215_000000562077_00013_36640_6256.N1	03-MAR-2009 18:22:15	Straylight	55.500	123	lot Cen	2.7500	10200.	111	36640	No
58	GOM_NL__2PRFIN20090303_183000_000000612077_00013_36640_6257.N1	03-MAR-2009 18:30:00	Straylight	61.000	171	2Eps Crv	3.0010	4250.0	122	36640	No
59	GOM_NL__2PRFIN20090303_184606_000000502077_00013_36640_6258.N1	03-MAR-2009 18:46:06	Bright	50.000	96	68Del Leo	2.5600	9300.0	100	36640	No
60	GOM_NL__2PRFIN20090303_185313_000000432077_00013_36640_6259.N1	03-MAR-2009 18:53:13	Bright	42.500	174	52Psi UMa	3.0040	4400.0	85	36640	No
61	GOM_NL__2PRFIN20090303_185604_000000422077_00013_36640_6260.N1	03-MAR-2009 18:56:04	Bright	41.500	82	48Bet UMa	2.3650	10600.	83	36640	No
62	GOM_NL__2PRFIN20090303_190022_000000512077_00013_36640_6261.N1	03-MAR-2009 19:00:22	Bright	51.000	32	77Eps UMa	1.7630	11000.	102	36640	No
63	GOM_NL__2PRFIN20090303_190438_000000422077_00013_36640_6262.N1	03-MAR-2009 19:04:38	Bright	42.000	60	7Bet UMi	2.0810	3950.0	84	36640	No
64	GOM_NL__2PRFIN20090303_190915_000000442077_00013_36640_6263.N1	03-MAR-2009 19:09:15	Bright	44.000	119	14Eta Dra	2.7270	4700.0	88	36640	No
65	GOM_NL__2PRFIN20090303_191346_000000482077_00013_36640_6264.N1	03-MAR-2009 19:13:46	Bright	48.000	130	23Bet Dra	2.7990	5800.0	96	36640	No
66	GOM_NL__2PRFIN20090303_191903_000000412077_00013_36640_6265.N1	03-MAR-2009 19:19:03	Bright	41.000	5	3Alp Lyr	0.033000	11000.	82	36640	No
67	GOM_NL__2PRFIN20090303_194706_000000502077_00013_36640_6266.N1	03-MAR-2009 19:47:06	Dark	49.500	75	26Eps Sco	2.2910	4250.0	99	36640	No
68	GOM_NL__2PRFIN20090303_195301_000000512077_00014_36641_6269.N1	03-MAR-2009 19:53:01	Dark	50.500	131	Gam Lup	2.8000	26000.	101	36641	No
69	GOM_NL__2PRFIN20090303_195556_000000492077_00014_36641_6270.N1	03-MAR-2009 19:55:56	Dark	48.500	78	Alp Lup	2.3040	28000.	97	36641	No
70	GOM_NL__2PRFIN20090303_195826_000000482077_00014_36641_6271.N1	03-MAR-2009 19:58:26	Dark	48.000	95	Zet Cen	2.5450	26000.	96	36641	No
71	GOM_NL__2PRFIN20090303_200017_000000712077_00014_36641_6272.N1	03-MAR-2009 20:00:17	Dark	71.000	54	5The Cen	2.0550	4500.0	142	36641	No
72	GOM_NL__2PRFIN20090303_200252_000000542077_00014_36641_6273.N1	03-MAR-2009 20:02:52	Straylight	54.000	123	lot Cen	2.7500	10200.	108	36641	No
73	GOM_NL__2PRFIN20090303_201036_000000612077_00014_36641_6274.N1	03-MAR-2009 20:10:36	Straylight	60.500	171	2Eps Crv	3.0010	4250.0	121	36641	No
74	GOM_NL__2PRFIN20090303_202641_000000492077_00014_36641_6275.N1	03-MAR-2009 20:26:41	Bright	49.000	96	68Del Leo	2.5600	9300.0	98	36641	No
75	GOM_NL__2PRFIN20090303_203348_000000442077_00014_36641_6276.N1	03-MAR-2009 20:33:48	Bright	43.500	174	52Psi UMa	3.0040	4400.0	87	36641	No
76	GOM_NL__2PRFIN20090303_203639_000000422077_00014_36641_6277.N1	03-MAR-2009 20:36:39	Bright	42.000	82	48Bet UMa	2.3650	10600.	84	36641	No
77	GOM_NL__2PRFIN20090303_204057_000000492077_00014_36641_6278.N1	03-MAR-2009 20:40:57	Bright	49.000	32	77Eps UMa	1.7630	11000.	98	36641	No
78	GOM_NL__2PRFIN20090303_204514_000000422077_00014_36641_6279.N1	03-MAR-2009 20:45:14	Bright	41.500	60	7Bet UMi	2.0810	3950.0	83	36641	No
79	GOM_NL__2PRFIN20090303_204950_000000432077_00014_36641_6280.N1	03-MAR-2009 20:49:50	Bright	43.000	119	14Eta Dra	2.7270	4700.0	86	36641	No
80	GOM_NL__2PRFIN20090303_205422_000000462077_00014_36641_6281.N1	03-MAR-2009 20:54:22	Bright	46.000	130	23Bet Dra	2.7990	5800.0	92	36641	No
81	GOM_NL__2PRFIN20090303_205938_000000412077_00014_36641_6282.N1	03-MAR-2009 20:59:38	Bright	40.500	5	3Alp Lyr	0.033000	11000.	81	36641	No
82	GOM_NL__2PRFIN20090303_212742_000000502077_00014_36641_6283.N1	03-MAR-2009 21:27:42	Dark	49.500	75	26Eps Sco	2.2910	4250.0	99	36641	No
83	GOM_NL__2PRFIN20090303_213337_000000522077_00015_36642_6286.N1	03-MAR-2009 21:33:37	Dark	51.500	131	Gam Lup	2.8000	26000.	103	36642	No
84	GOM_NL__2PRFIN20090303_213633_000000492077_00015_36642_6287.N1	03-MAR-2009 21:36:33	Dark	49.000	78	Alp Lup	2.3040	28000.	98	36642	No
85	GOM_NL__2PRFIN20090303_213902_000000472077_00015_36642_6288.N1	03-MAR-2009 21:39:02	Dark	46.500	95	Zet Cen	2.5450	26000.	93	36642	No
86	GOM_NL__2PRFIN20090303_214054_000000672077_00015_36642_6289.N1	03-MAR-2009 21:40:54	Dark	67.000	54	5The Cen	2.0550	4500.0	134	36642	No
87	GOM_NL__2PRFIN20090303_214329_000000562077_00015_36642_6290.N1	03-MAR-2009 21:43:29	Straylight	56.000	123	lot Cen	2.7500	10200.	112	36642	No
88	GOM_NL__2PRFIN20090303_215112_000000612077_00015_36642_6291.N1	03-MAR-2009 21:51:12	Straylight	61.000	171	2Eps Crv	3.0010	4250.0	122	36642	No
89	GOM_NL__2PRFIN20090303_220716_000000512077_00015_36642_6292.N1	03-MAR-2009 22:07:16	Bright	50.500	96	68Del Leo	2.5600	9300.0	101	36642	No
90	GOM_NL__2PRFIN20090303_221423_000000442077_00015_36642_6293.N1	03-MAR-2009 22:14:23	Bright	44.000	174	52Psi UMa	3.0040	4400.0	88	36642	No
91	GOM_NL__2PRFIN20090303_221714_000000602077_00015_36642_6294.N1	03-MAR-2009 22:17:14	Bright	60.000	82	48Bet UMa	2.3650	10600.	120	36642	No
92	GOM_NL__2PRFIN20090303_222132_000000522077_00015_36642_6295.N1	03-MAR-2009 22:21:32	Bright	51.500	32	77Eps UMa	1.7630	11000.	103	36642	No
93	GOM_NL__2PRFIN20090303_222549_000000422077_00015_36642_6296.N1	03-MAR-2009 22:25:49	Bright	42.000	60	7Bet UMi	2.0810	3950.0	84	36642	No
94	GOM_NL__2PRFIN20090303_223026_000000472077_00015_36642_6297.N1	03-MAR-2009 22:30:26	Bright	46.500	119	14Eta Dra	2.7270	4700.0	93	36642	No
95	GOM_NL__2PRFIN20090303_223457_000000432077_00015_36642_6298.N1	03-MAR-2009 22:34:57	Bright	42.500	130	23Bet Dra	2.7990	5800.0	85	36642	No
96	GOM_NL__2PRFIN20090303_224014_000000382077_00015_36642_6299.N1	03-MAR-2009 22:40:14	Bright	38.000	5	3Alp Lyr	0.033000	11000.	76	36642	No
97	GOM_NL__2PRFIN20090303_230819_000000582077_00015_36642_6300.N1	03-MAR-2009 23:08:19	Dark	57.500	75	26Eps Sco	2.2910	4250.0	115	36642	No
98	GOM_NL__2PRFIN20090303_231415_000000532077_00016_36643_6300.N1	03-MAR-2009 23:14:15	Dark	52.500	131	Gam Lup	2.8000	26000.	105	36643	No
99	GOM_NL__2PRFIN20090303_231709_000000492077_00016_36643_6301.N1	03-MAR-2009 23:17:09	Dark	49.000	78	Alp Lup	2.3040	28000.	98	36643	No
100	GOM_NL__2PRFIN20090303_231939_000000472077_00016_36643_6302.N1	03-MAR-2009 23:19:39	Dark	46.500	95	Zet Cen	2.5450	26000.	93	36643	No
101	GOM_NL__2PRFIN20090303_232130_000000702077_00016_36643_6303.N1	03-MAR-2009 23:21:30	Dark	69.500	54	5The Cen	2.0550	4500.0	139	36643	No

102	GOM_NL__2PRFIN20090303_232405_000000552077_00016_36643_6304.N1	03-MAR-2009 23:24:05	Straylight	54.500	123	lot Cen	2.7500	10200.	109	36643	No
103	GOM_NL__2PRFIN20090303_233149_000000602077_00016_36643_6305.N1	03-MAR-2009 23:31:49	Straylight	60.000	171	2Eps Crv	3.0010	4250.0	120	36643	No
104	GOM_NL__2PRFIN20090303_234751_000000502077_00016_36643_6306.N1	03-MAR-2009 23:47:51	Bright	50.000	96	68Del Leo	2.5600	9300.0	100	36643	No
105	GOM_NL__2PRFIN20090303_235458_000000432077_00016_36643_6307.N1	03-MAR-2009 23:54:58	Bright	42.500	174	52Psi UMa	3.0040	4400.0	85	36643	No
106	GOM_NL__2PRFIN20090303_235750_000000402077_00016_36643_6308.N1	03-MAR-2009 23:57:50	Bright	40.000	82	48Bet UMa	2.3650	10600.	80	36643	No

3. Quality information per product


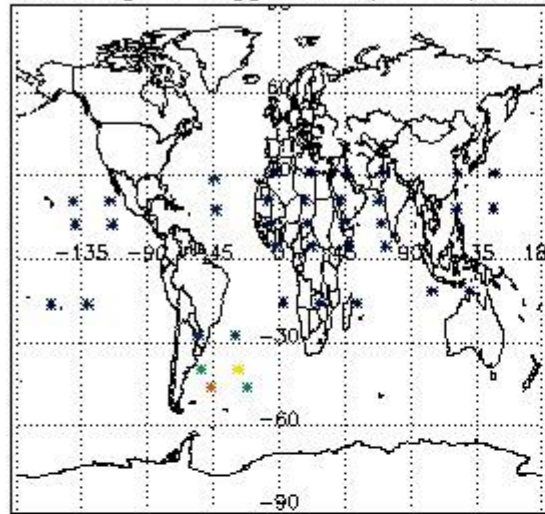
In this section it is plotted some information contained in the Quality Summary data set of the level 2 products. Only products in dark limb conditions and without errors (error flag in the MPH set to "0") are used.

3.1 Plot quality information per product (time dependant)

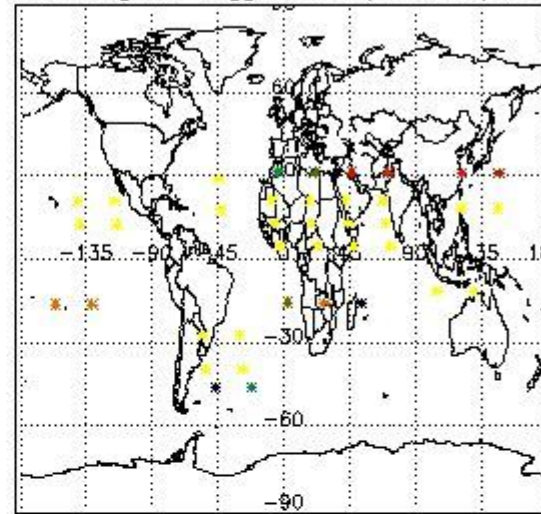


3.2 Plot quality information per product (world map)


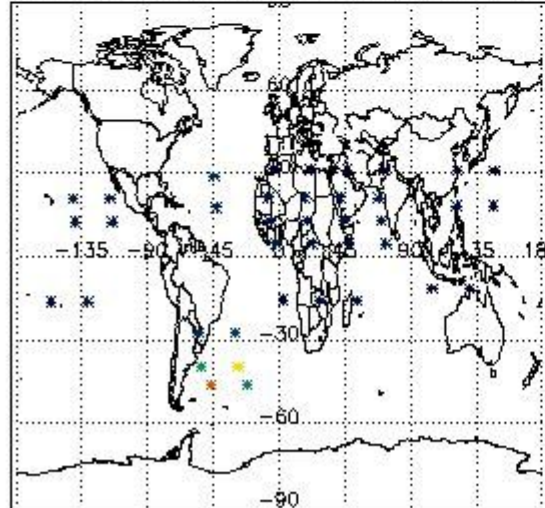
Percentage of flagged data per O3 profile



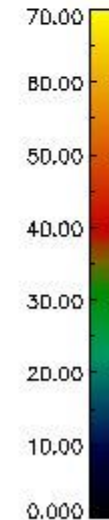
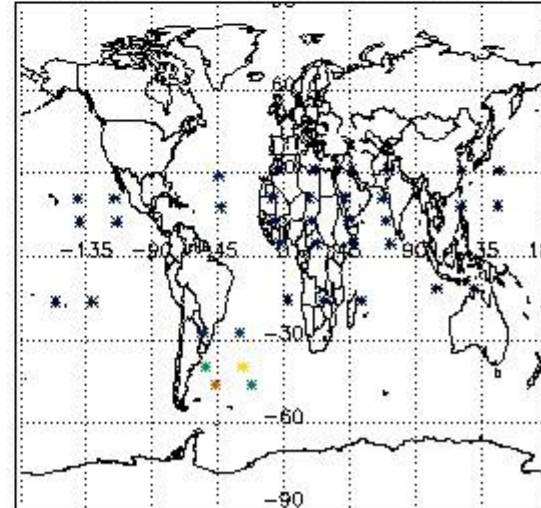
Percentage of flagged data per H2O profile



Percentage of flagged data per NO2 profile



Percentage of flagged data per NO3 profile

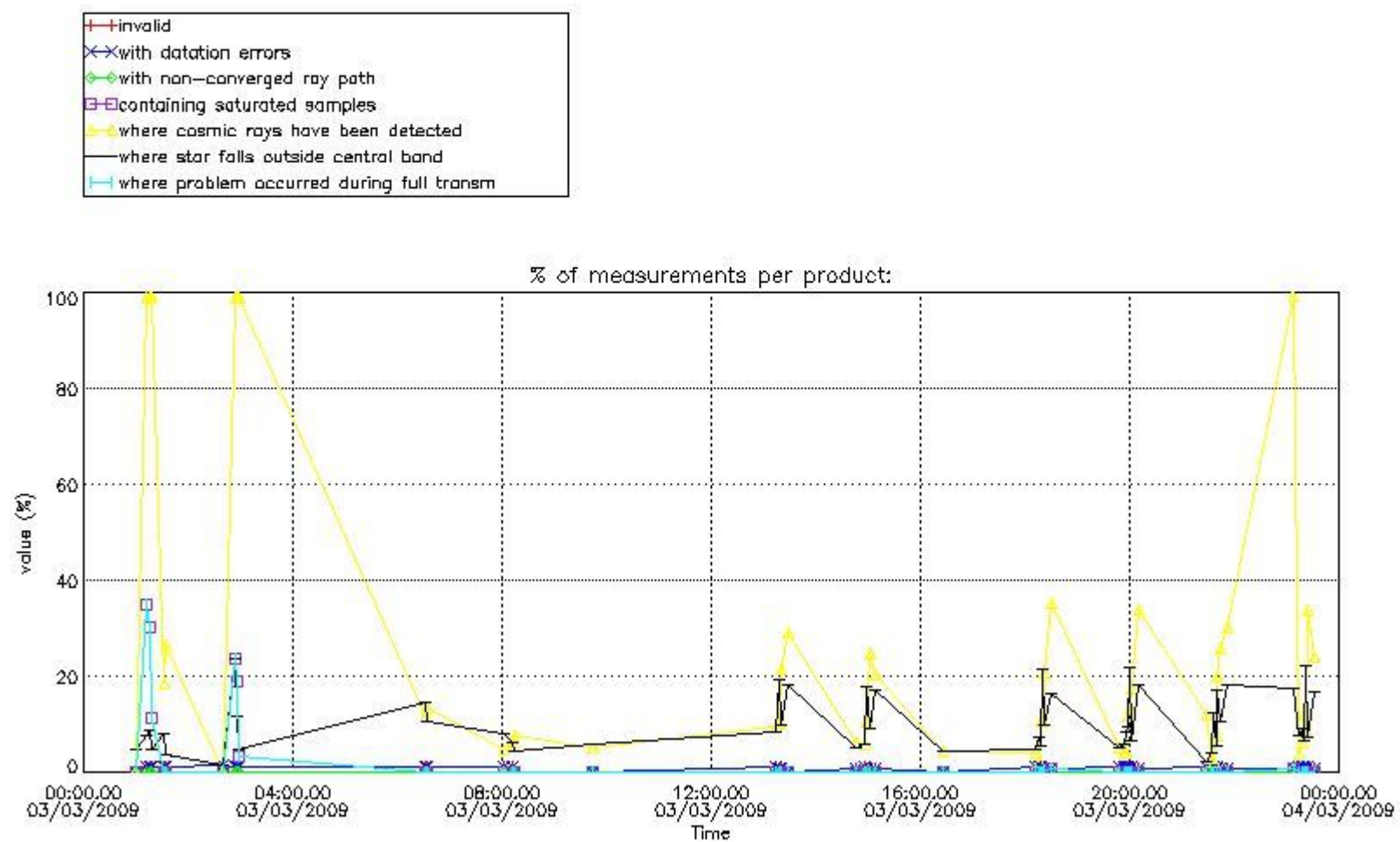


4. Level 1 quality information per product

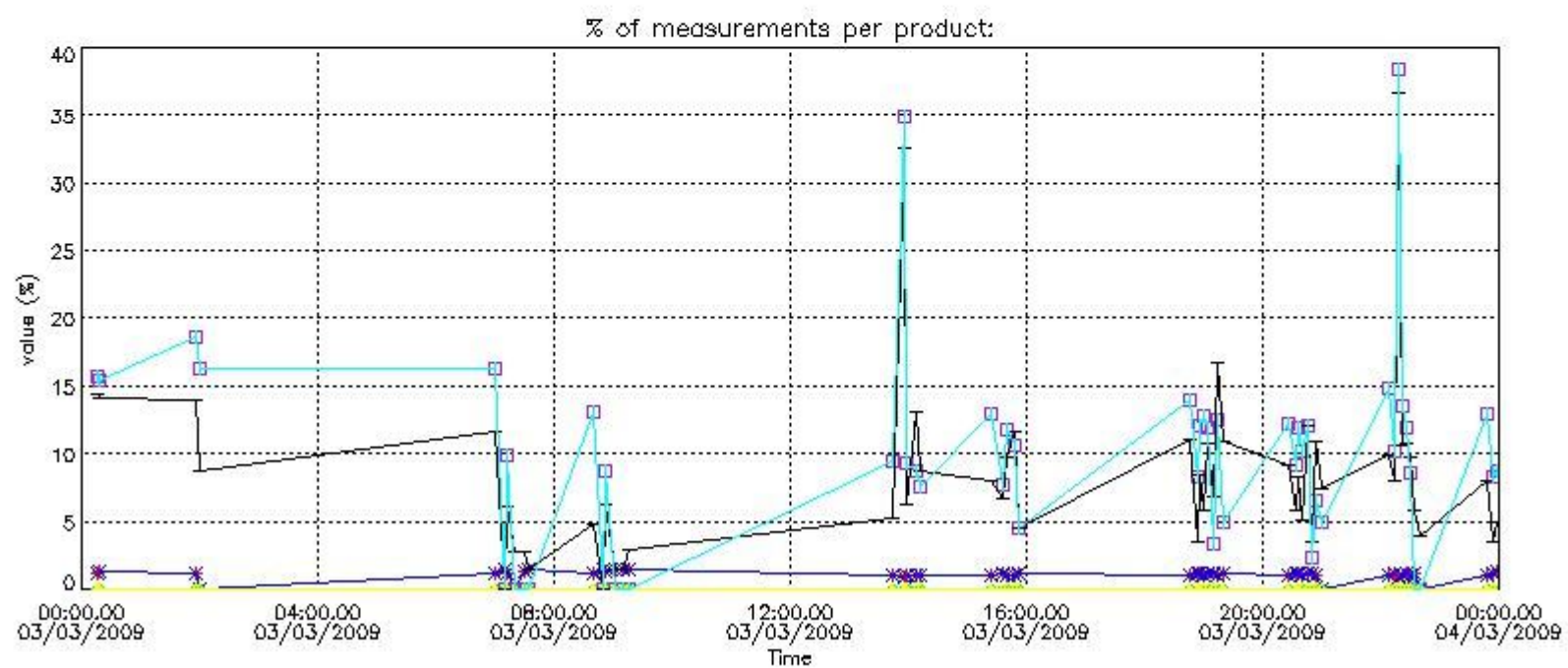
In this section it is plotted some information contained in the Quality Summary data set of the level 2 products that comes from the level 1b processing. Products without errors (error flag in the MPH set to "0") are used.

4.1 Plot quality information per product (time dependant) coming from level 1b processing

4.1.1 Plot level 1 quality information per product (time dependant): ENVISAT ASCENDING passes



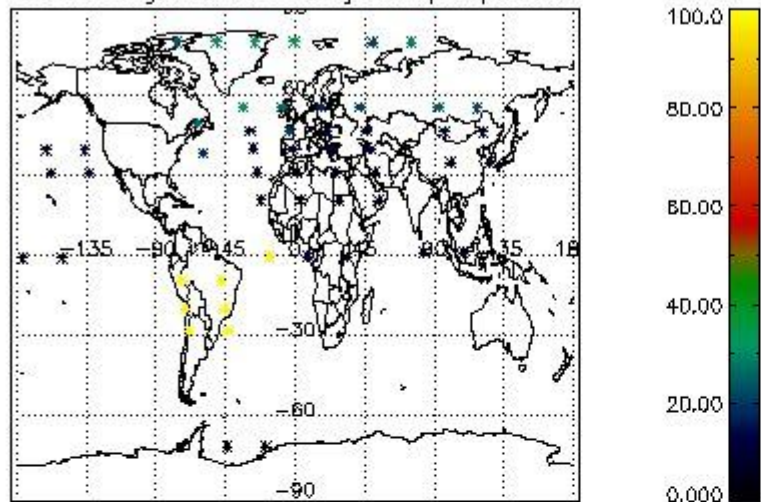
4.1.2 Plot level 1 quality information per product (time dependant): ENVI SAT DESCENDING passes



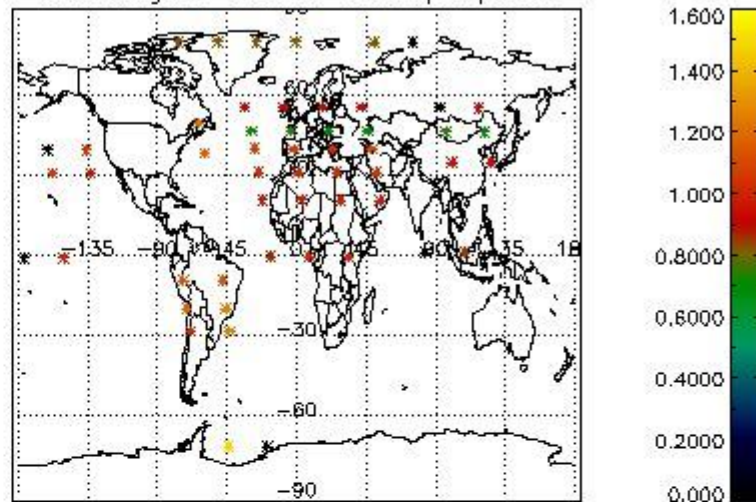
4.2 Plot quality information per product coming from level 1b processing (world map)

4.2.1 Plot level 1 quality information per product (world map): ENVISAT ASCENDING passes

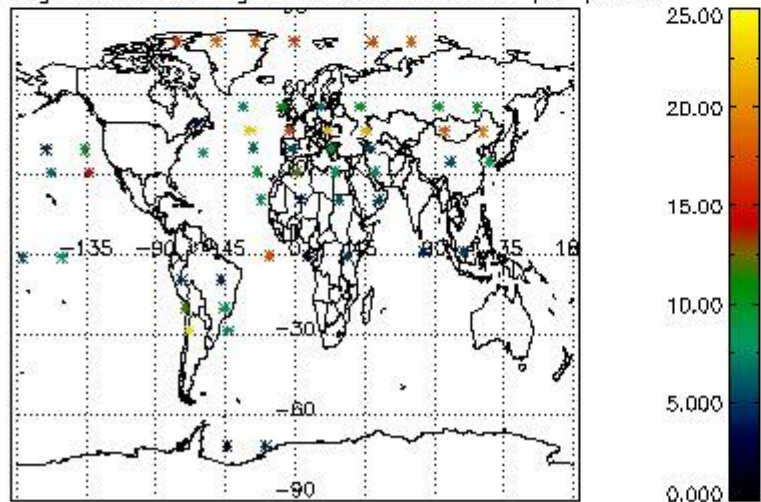
Percentage of cosmic ray hits per profile



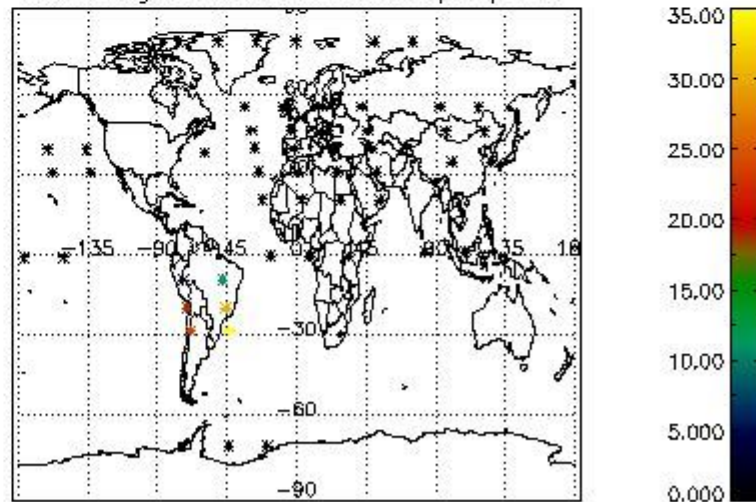
Percentage of datation errors per profile



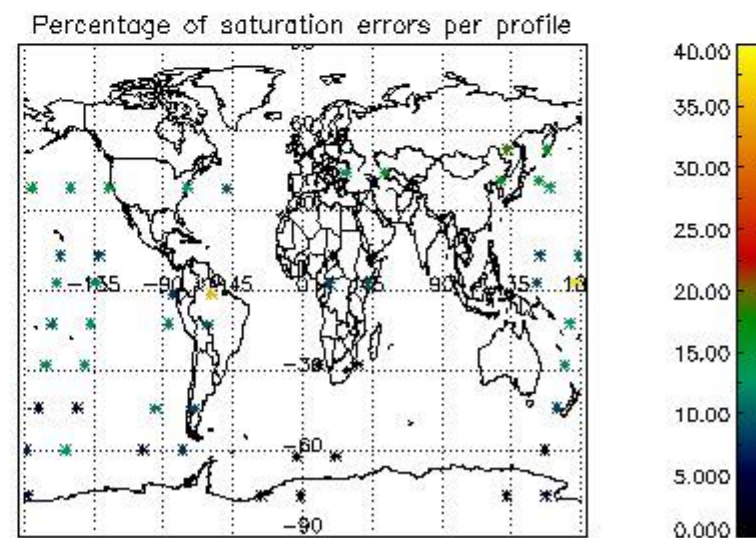
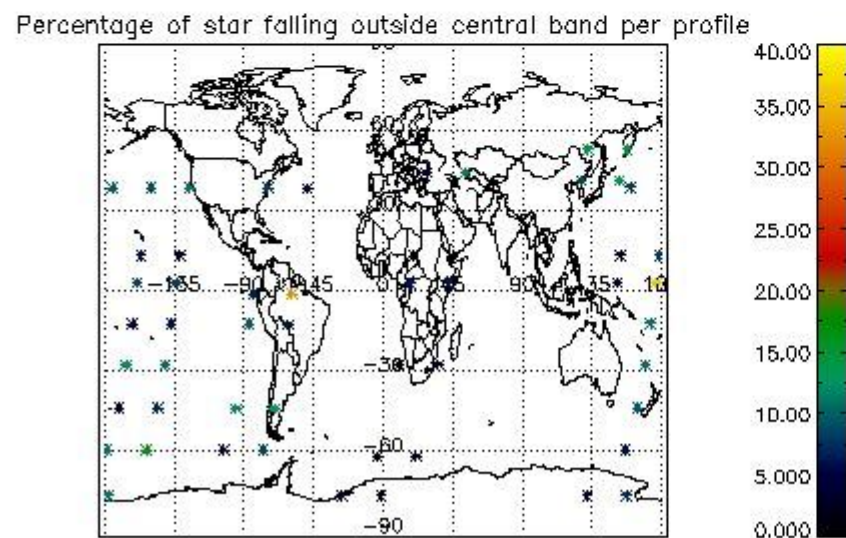
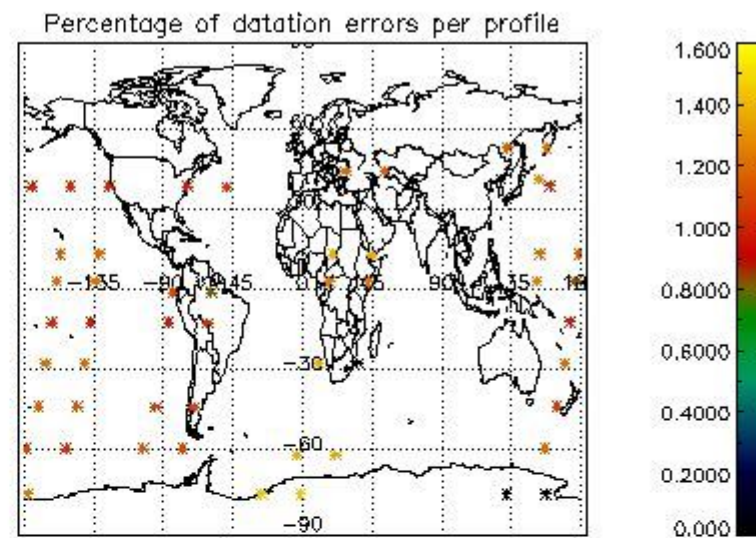
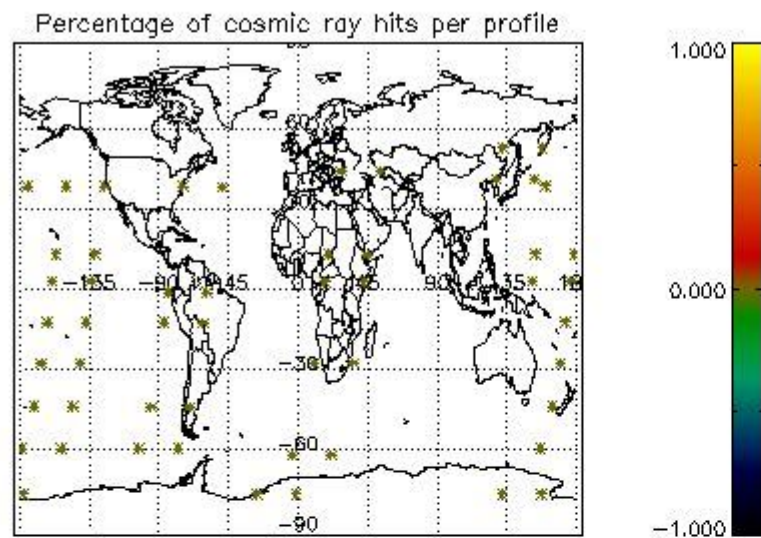
Percentage of star falling outside central band per profile



Percentage of saturation errors per profile



4.2.2 Plot level 1 quality information per product (world map): ENVISAT DESCENDING passes



5. Trace gas profiles

5.1 Ozone statistics based on quality of products

The final quality of the products can be "measured" using the STD (Standard Deviation) attached to every point profile. This information is written to the parameter GOM_NL__2P/NL_LOCAL_SPECIES_DENSITY/o3_std of the level 2 products. The table below shows the statistics for given STD ranges.

The statistics are given with respect to the overall valid production:

- Products without fatal errors: GOM_NL__2P/MPH/PRODUCT_ERR=0
- Valid point profile: GOM_NL__2P/NL_LOCAL_SPECIES_DENSITY/pcd(0)=0

The 'Criteria' is applied to valid points of dark limb products:

- Products in dark limb illumination condition: GOM_NL__2P/NL_SUMMARY_QUALITY/obs_ill_cond=0
- Products without fatal errors: GOM_NL__2P/MPH/PRODUCT_ERR=0
- Valid point profile: GOM_NL__2P/NL_LOCAL_SPECIES_DENSITY/pcd(0)=0

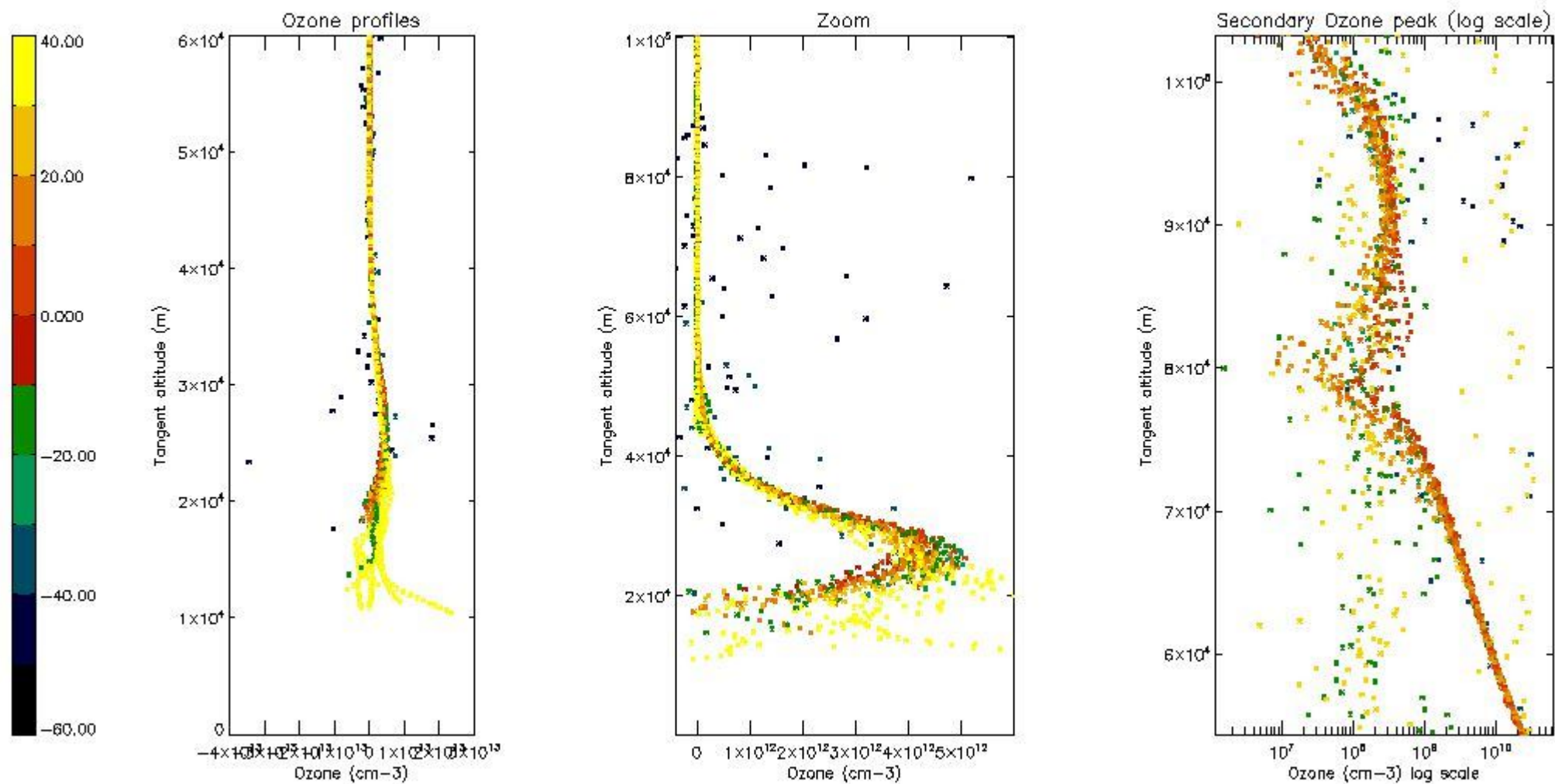
So, the table below shows the percentage of dark limb and valid observations for each criteria with respect to the overall valid daily observations.

Criteria	% of total production
All STD	40
STD < 20	21

STD < 10	16
STD < 5	12

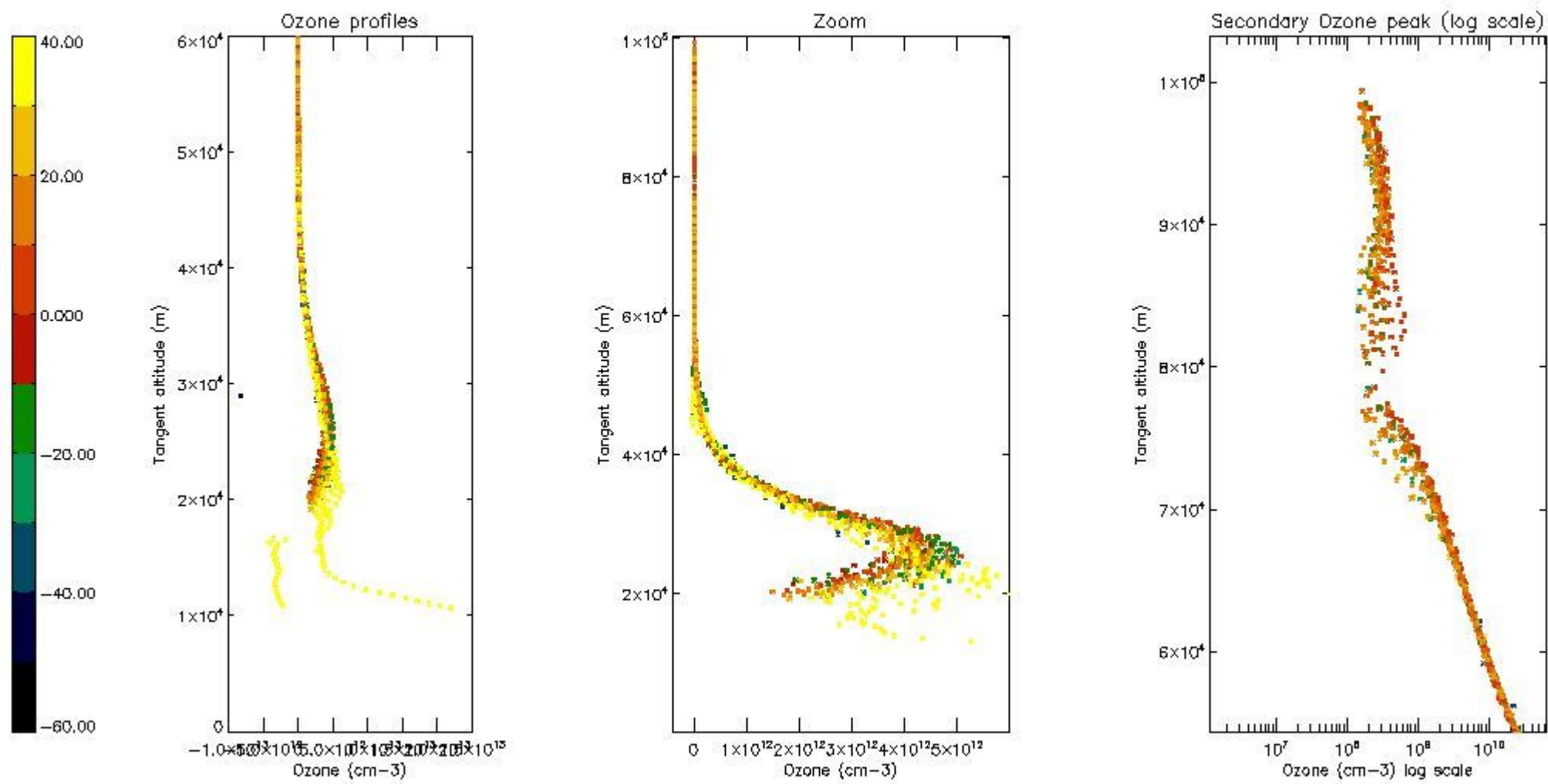
5.2 Plot ozone profiles for all STD (dark without errors)

The colorbar represents the latitude.



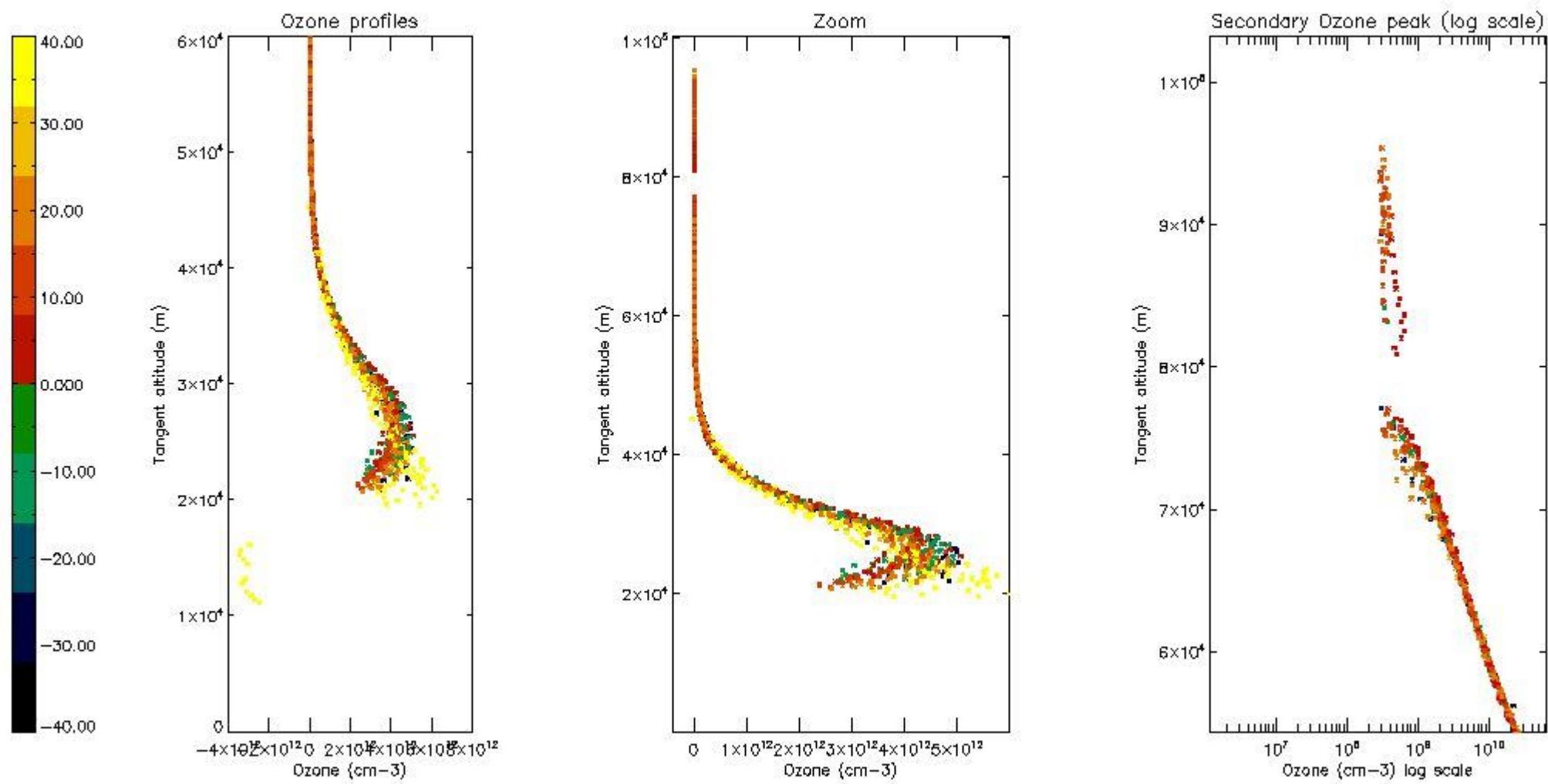
5.3 Plot ozone profiles where STD < 20% (dark without errors)

The colorbar represents the latitude.



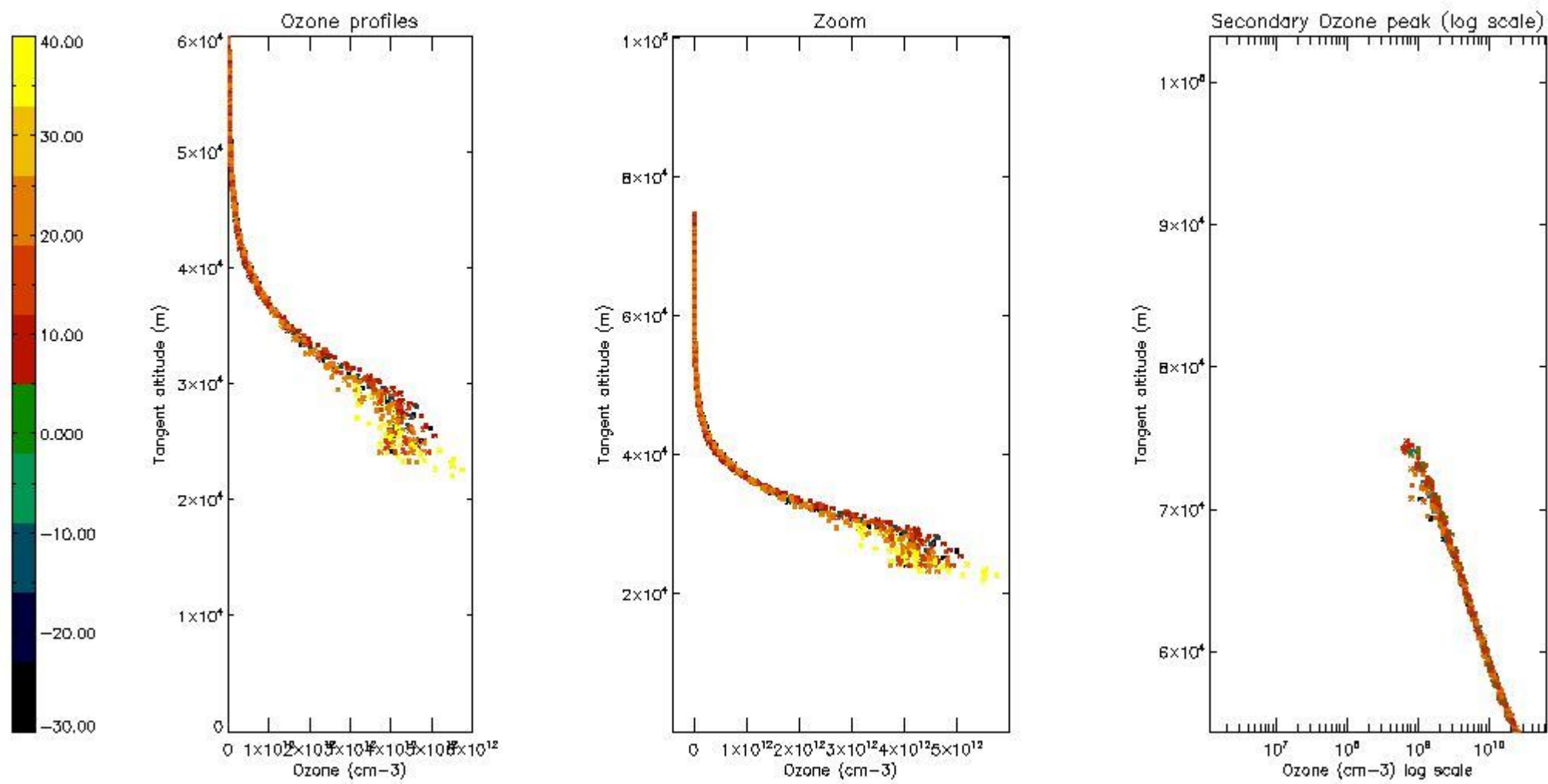
5.4 Plot ozone profiles where STD < 10% (dark without errors)

The colorbar represents the latitude.



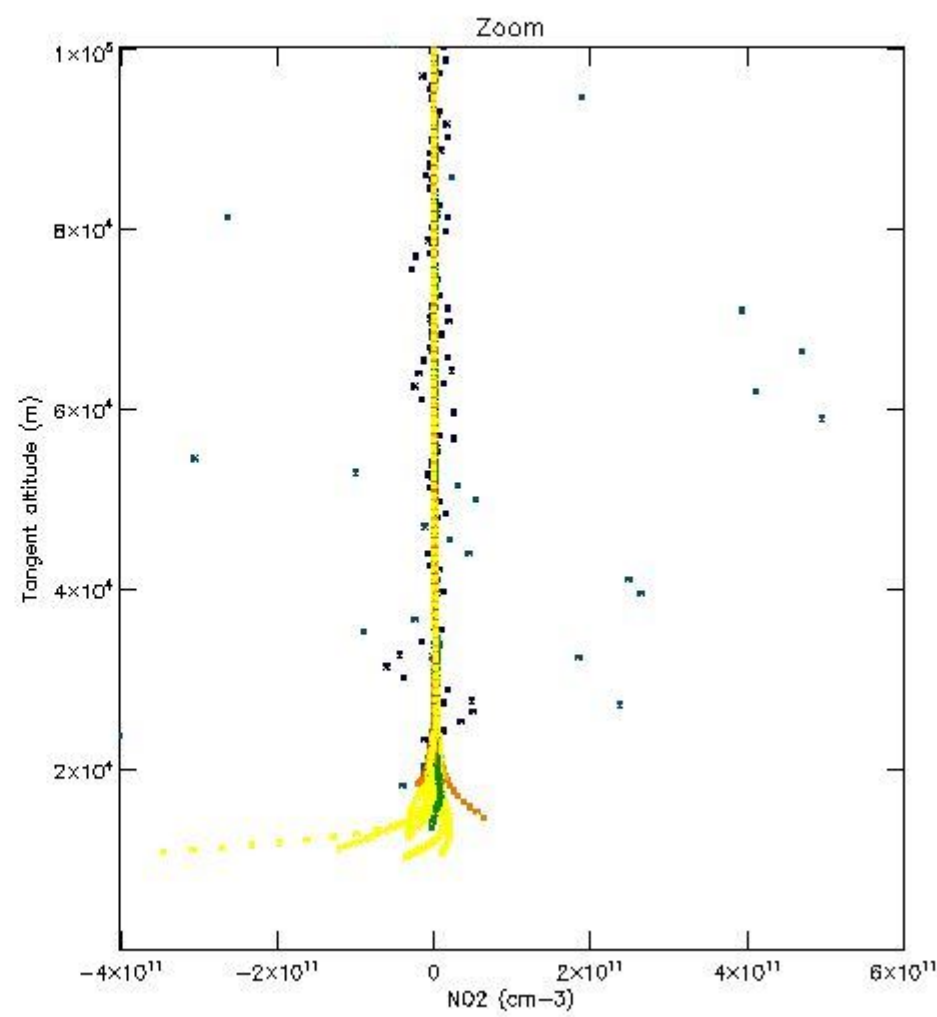
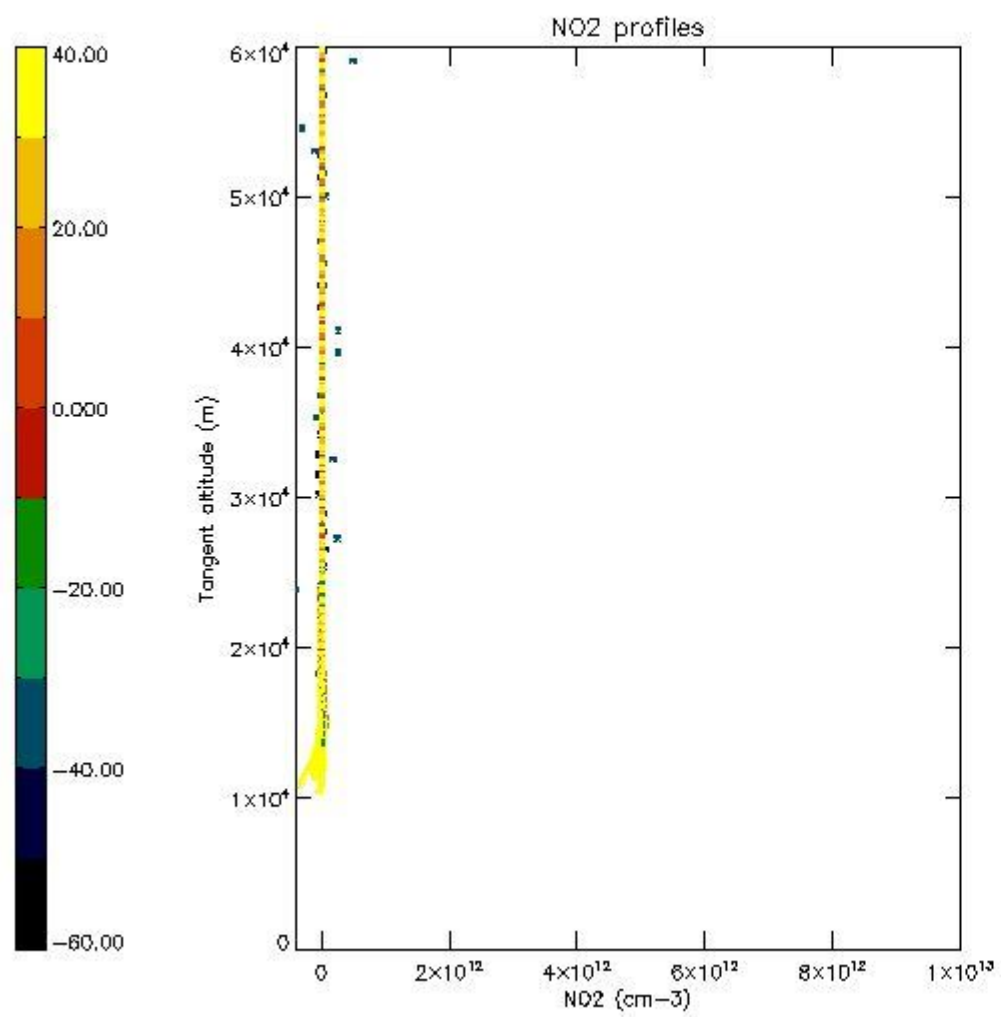
5.5 Plot ozone profiles where STD < 5% (dark without errors)

The colorbar represents the latitude.



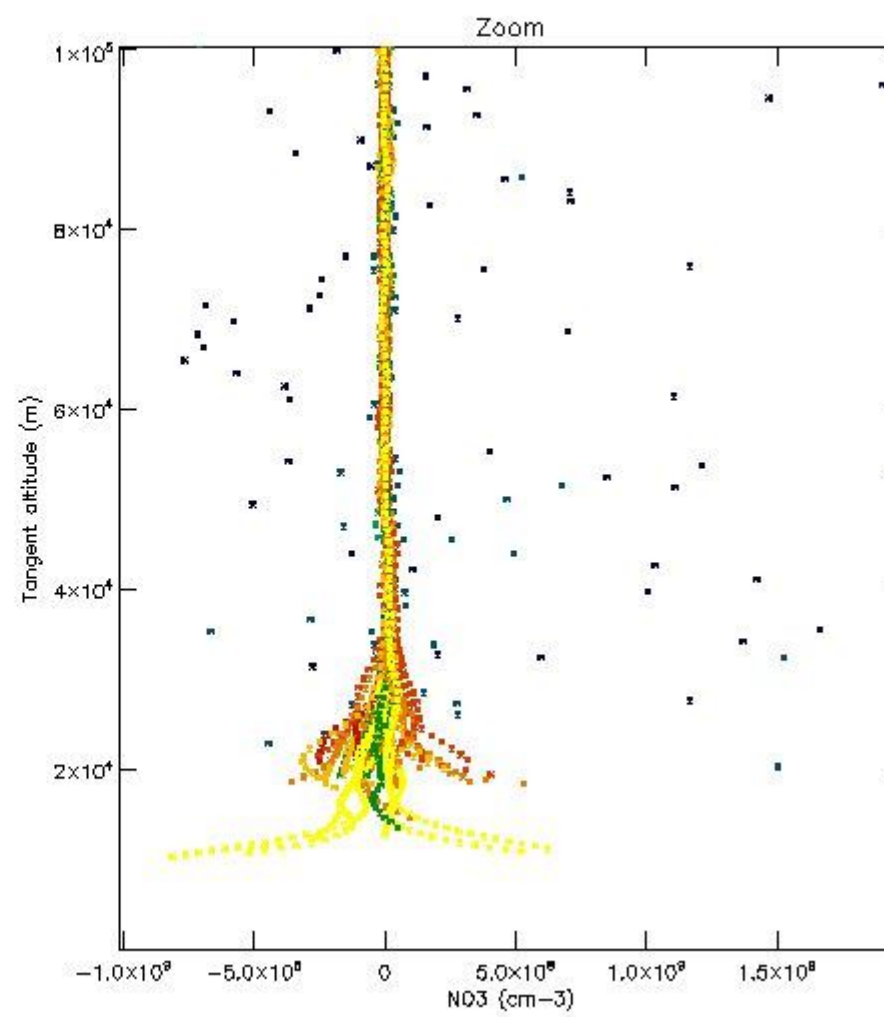
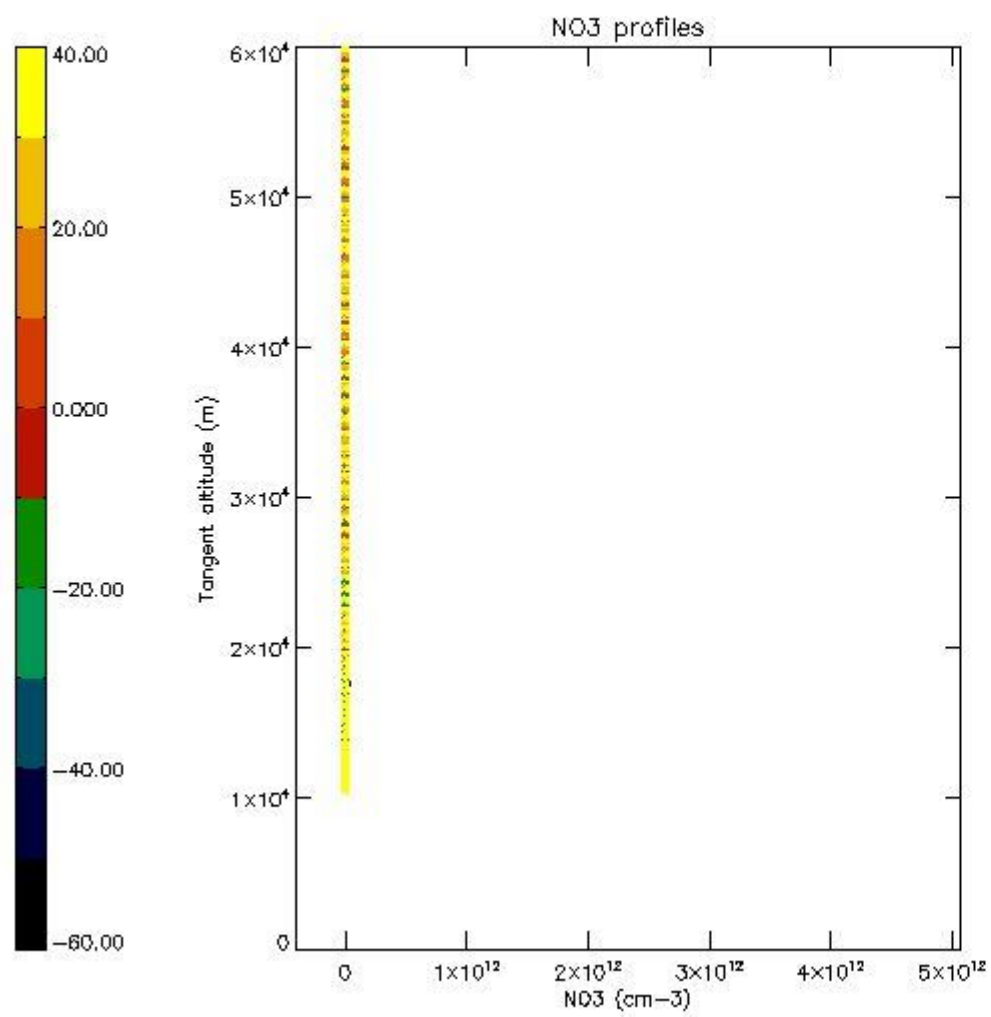
5.6 Plot NO₂ profiles for all STD (dark without errors)

The colorbar represents the latitude.



5.7 Plot NO3 profiles for all STD (dark without errors)

The colorbar represents the latitude.



6. Auxiliary Data Files used for the production reported in section 2

The number reported in the third column indicates since which file (see list in section 2) the corresponding auxiliary file has been used. The fourth column is the date of those product files.

Type	Auxiliary Filename	Used since product	Used since product date
INST_PHYS_CHARACTERISTICS	GOM_INS_AXVIEC20091111_143220_20030716_120000_20500101_000000	1	03-MAR-2009 00:15:24
LEVEL-2_PROC_CONFIG	GOM_PR2_AXVIEC20091111_152718_20020301_000000_20500101_000000	1	03-MAR-2009 00:15:24
CROSS_SECTIONS_FILE	GOM_CRS_AXVIEC20091111_154832_20020301_000000_20500101_000000	1	03-MAR-2009 00:15:24

GOMOS Level 2 Daily Report

SUMMARY

[1. General Info](#)

[2. Summary of processed GOM_NL_2P products](#)

[3. Level 2 Quality information per product](#)

[3.1 Plot of level 2 quality information per product \(time dependant\)](#)

[3.2 Plot of level 2 quality information per product \(world map\)](#)

[4. Level 1 Quality information per product \(stored on level 2 products\)](#)

[4.1 Plot of level 1 quality information per product \(time dependant\)](#)

[4.1.1 Plot of level 1 quality information per product \(time dependant\): ASCENDING](#)

[4.1.2 Plot of level 1 quality information per product \(time dependant\): DESCENDING](#)

[4.2 Plot of level 1 quality information per product \(world map\)](#)

[4.2.1 Plot of level 1 quality information per product \(world map\): ASCENDING](#)

[4.2.2 Plot of level 1 quality information per product \(world map\): DESCENDING](#)

[5. Ozone profiles based on quality statistics and other trace gas profiles](#)

[5.1 Ozone statistics based on quality of products](#)

[5.2 Plot ozone profiles for all STD \(dark without errors\)](#)

[5.3 Plot ozone profiles where STD < 20% \(dark without errors\)](#)

[5.4. Plot ozone profiles where STD < 10% \(dark without errors\)](#)

[5.5. Plot ozone profiles where STD < 5% \(dark without errors\)](#)

[5.6 Plot NO2 profiles for all STD \(dark without errors\)](#)

[5.7 Plot NO3 profiles for all STD \(dark without errors\)](#)

[5.8 Plot H2O profiles \(only for occultations of stars 1,2,3,4,13,14,16,26,63 dark without errors\) for all STD](#)

[6. Auxiliary Data Files used for the production reported in section 2](#)

This report presents the daily analysis on parameters extracted from GOMOS level 2 data (GOM_NL__2P). It is intended to monitor some important parameters that will impact the quality of these products. A list of level 2 products (and content) that have arrived during the reporting day to the PCF is also given.

Item	Value
Time of report generation	25APR2013 17:40:19
Data source version	GOMOS/6.01
Start time of products	03-03-2009 (03MAR2009 00:00:00)
Stop time of products	04-03-2009 (04MAR2009 00:00:00)
Store outputs in DB	Yes
Nb of level 2 prods	106
Nb of prods with errors	0

2. Summary of processed GOM_NL__2P products.

Nr	Filename	UTC Start time	Limb	Duration	Star Id	Star Name	Star Mag	Star Temp	Nb Meas	Orbit	Prod. error
1	GOM_NL__2PRFIN20090303_001524_00000422077_00002_36629_5882.N1	03-MAR-2009 00:15:24	Bright	41.500	22	32Alp Leo	1.3600	15200.	83	36629	No
2	GOM_NL__2PRFIN20090303_001845_00000392077_00002_36629_5883.N1	03-MAR-2009 00:18:45	Bright	39.000	166	17Eps Leo	2.9800	6000.0	78	36629	No
3	GOM_NL__2PRFIN20090303_010011_000000332077_00002_36629_5884.N1	03-MAR-2009 01:00:11	Bright	33.000	168	17Zet Aql	2.9860	11000.	66	36629	No
4	GOM_NL__2PRFIN20090303_011243_000000402077_00002_36629_5885.N1	03-MAR-2009 01:12:43	Dark	40.000	137	22Lam Sgr	2.8240	4400.0	80	36629	No
5	GOM_NL__2PRFIN20090303_011504_000000402077_00002_36629_5886.N1	03-MAR-2009 01:15:04	Dark	40.000	38	20Eps Sgr	1.8360	11000.	80	36629	No
6	GOM_NL__2PRFIN20090303_011801_000000442077_00002_36629_5887.N1	03-MAR-2009 01:18:01	Dark	44.000	25	35Lam Sco	1.6200	28000.	88	36629	No
7	GOM_NL__2PRFIN20090303_013120_000000432077_00003_36630_5897.N1	03-MAR-2009 01:31:20	Dark	43.000	77	Eps Cen	2.3030	28000.	86	36630	No
8	GOM_NL__2PRFIN20090303_013431_000000422077_00003_36630_5898.N1	03-MAR-2009 01:34:31	Dark	41.500	64	Gam Cen	2.2000	10600.	83	36630	No
9	GOM_NL__2PRFIN20090303_015600_000000432077_00003_36630_5899.N1	03-MAR-2009 01:56:00	Bright	43.000	22	32Alp Leo	1.3600	15200.	86	36630	No
10	GOM_NL__2PRFIN20090303_015919_000000402077_00003_36630_5900.N1	03-MAR-2009 01:59:19	Bright	40.000	166	17Eps Leo	2.9800	6000.0	80	36630	No
11	GOM_NL__2PRFIN20090303_024048_000000342077_00003_36630_5901.N1	03-MAR-2009 02:40:48	Bright	33.500	168	17Zet Aql	2.9860	11000.	67	36630	No
12	GOM_NL__2PRFIN20090303_025320_000000492077_00003_36630_5902.N1	03-MAR-2009 02:53:20	Dark	49.000	137	22Lam Sgr	2.8240	4400.0	98	36630	No
13	GOM_NL__2PRFIN20090303_025540_000000432077_00003_36630_5903.N1	03-MAR-2009 02:55:40	Dark	42.500	38	20Eps Sgr	1.8360	11000.	85	36630	No
14	GOM_NL__2PRFIN20090303_025838_000000442077_00003_36630_5904.N1	03-MAR-2009 02:58:38	Dark	44.000	25	35Lam Sco	1.6200	28000.	88	36630	No
15	GOM_NL__2PRFIN20090303_063101_000000522077_00006_36633_5941.N1	03-MAR-2009 06:31:01	Dark	52.000	78	Alp Lup	2.3040	28000.	104	36633	No
16	GOM_NL__2PRFIN20090303_063332_000000482077_00006_36633_5942.N1	03-MAR-2009 06:33:32	Dark	48.000	95	Zet Cen	2.5450	26000.	96	36633	No
17	GOM_NL__2PRFIN20090303_070020_000000432077_00006_36633_5943.N1	03-MAR-2009 07:00:20	Bright	43.000	51	41Gam1Leo	2.0100	4500.0	86	36633	No
18	GOM_NL__2PRFIN20090303_070905_000000362077_00006_36633_5944.N1	03-MAR-2009 07:09:05	Bright	36.000	174	52Psi UMa	3.0040	4400.0	72	36633	No
19	GOM_NL__2PRFIN20090303_071155_000000412077_00006_36633_5945.N1	03-MAR-2009 07:11:55	Bright	40.500	82	48Bet UMa	2.3650	10600.	81	36633	No
20	GOM_NL__2PRFIN20090303_072029_000000362077_00006_36633_5946.N1	03-MAR-2009 07:20:29	Bright	36.000	60	7Bet UMi	2.0810	3950.0	72	36633	No
21	GOM_NL__2PRFIN20090303_073016_000000372077_00006_36633_5947.N1	03-MAR-2009 07:30:16	Bright	36.500	69	33Gam Dra	2.2310	3800.0	73	36633	No
22	GOM_NL__2PRFIN20090303_073450_000000352077_00006_36633_5948.N1	03-MAR-2009 07:34:50	Bright	34.500	5	3Alp Lyr	0.033000	11000.	69	36633	No
23	GOM_NL__2PRFIN20090303_080245_000000512077_00006_36633_5949.N1	03-MAR-2009 08:02:45	Dark	51.000	75	26Eps Sco	2.2910	4250.0	102	36633	No
24	GOM_NL__2PRFIN20090303_081138_000000482077_00007_36634_5981.N1	03-MAR-2009 08:11:38	Dark	47.500	78	Alp Lup	2.3040	28000.	95	36634	No
25	GOM_NL__2PRFIN20090303_081408_000000462077_00007_36634_5982.N1	03-MAR-2009 08:14:08	Dark	45.500	95	Zet Cen	2.5450	26000.	91	36634	No
26	GOM_NL__2PRFIN20090303_084056_000000422077_00007_36634_5983.N1	03-MAR-2009 08:40:56	Bright	42.000	51	41Gam1Leo	2.0100	4500.0	84	36634	No
27	GOM_NL__2PRFIN20090303_084940_000000362077_00007_36634_5984.N1	03-MAR-2009 08:49:40	Bright	36.000	174	52Psi UMa	3.0040	4400.0	72	36634	No
28	GOM_NL__2PRFIN20090303_085231_000000402077_00007_36634_5985.N1	03-MAR-2009 08:52:31	Bright	40.000	82	48Bet UMa	2.3650	10600.	80	36634	No
29	GOM_NL__2PRFIN20090303_090105_000000362077_00007_36634_5986.N1	03-MAR-2009 09:01:05	Bright	36.000	60	7Bet UMi	2.0810	3950.0	72	36634	No
30	GOM_NL__2PRFIN20090303_091052_000000362077_00007_36634_5987.N1	03-MAR-2009 09:10:52	Bright	36.000	69	33Gam Dra	2.2310	3800.0	72	36634	No
31	GOM_NL__2PRFIN20090303_091527_000000352077_00007_36634_5988.N1	03-MAR-2009 09:15:27	Bright	34.500	5	3Alp Lyr	0.033000	11000.	69	36634	No
32	GOM_NL__2PRFIN20090303_094322_000000512077_00007_36634_5989.N1	03-MAR-2009 09:43:22	Dark	50.500	75	26Eps Sco	2.2910	4250.0	101	36634	No
33	GOM_NL__2PRFIN20090303_131435_000000542077_00010_36637_6115.N1	03-MAR-2009 13:14:35	Dark	53.500	81	Eta Cen	2.3560	28000.	107	36637	No
34	GOM_NL__2PRFIN20090303_131748_000000702077_00010_36637_6116.N1	03-MAR-2009 13:17:48	Dark	69.500	54	5The Cen	2.0550	4500.0	139	36637	No
35	GOM_NL__2PRFIN20090303_132025_000000562077_00010_36637_6117.N1	03-MAR-2009 13:20:25	Straylight	55.500	123	Iot Cen	2.7500	10200.	111	36637	No
36	GOM_NL__2PRFIN20090303_132811_000000612077_00010_36637_6118.N1	03-MAR-2009 13:28:11	Straylight	60.500	171	2Eps Crv	3.0010	4250.0	121	36637	No
37	GOM_NL__2PRFIN20090303_134420_000000482077_00010_36637_6119.N1	03-MAR-2009 13:44:20	Bright	47.500	96	68Del Leo	2.5600	9300.0	95	36637	No
38	GOM_NL__2PRFIN20090303_135526_000000622077_00010_36637_6120.N1	03-MAR-2009 13:55:26	Bright	61.500	87	64Gam UMa	2.4330	11000.	123	36637	No
39	GOM_NL__2PRFIN20090303_135836_000000492077_00010_36637_6121.N1	03-MAR-2009 13:58:36	Bright	48.500	32	77Eps UMa	1.7630	11000.	97	36637	No
40	GOM_NL__2PRFIN20090303_140729_000000462077_00010_36637_6122.N1	03-MAR-2009 14:07:29	Bright	46.000	119	14Eta Dra	2.7270	4700.0	92	36637	No
41	GOM_NL__2PRFIN20090303_141159_000000462077_00010_36637_6123.N1	03-MAR-2009 14:11:59	Bright	46.000	130	23Bet Dra	2.7990	5800.0	92	36637	No
42	GOM_NL__2PRFIN20090303_144543_000000582077_00011_36638_6156.N1	03-MAR-2009 14:45:43	Dark	58.000	136	23Tau Sco	2.8220	30000.	116	36638	No

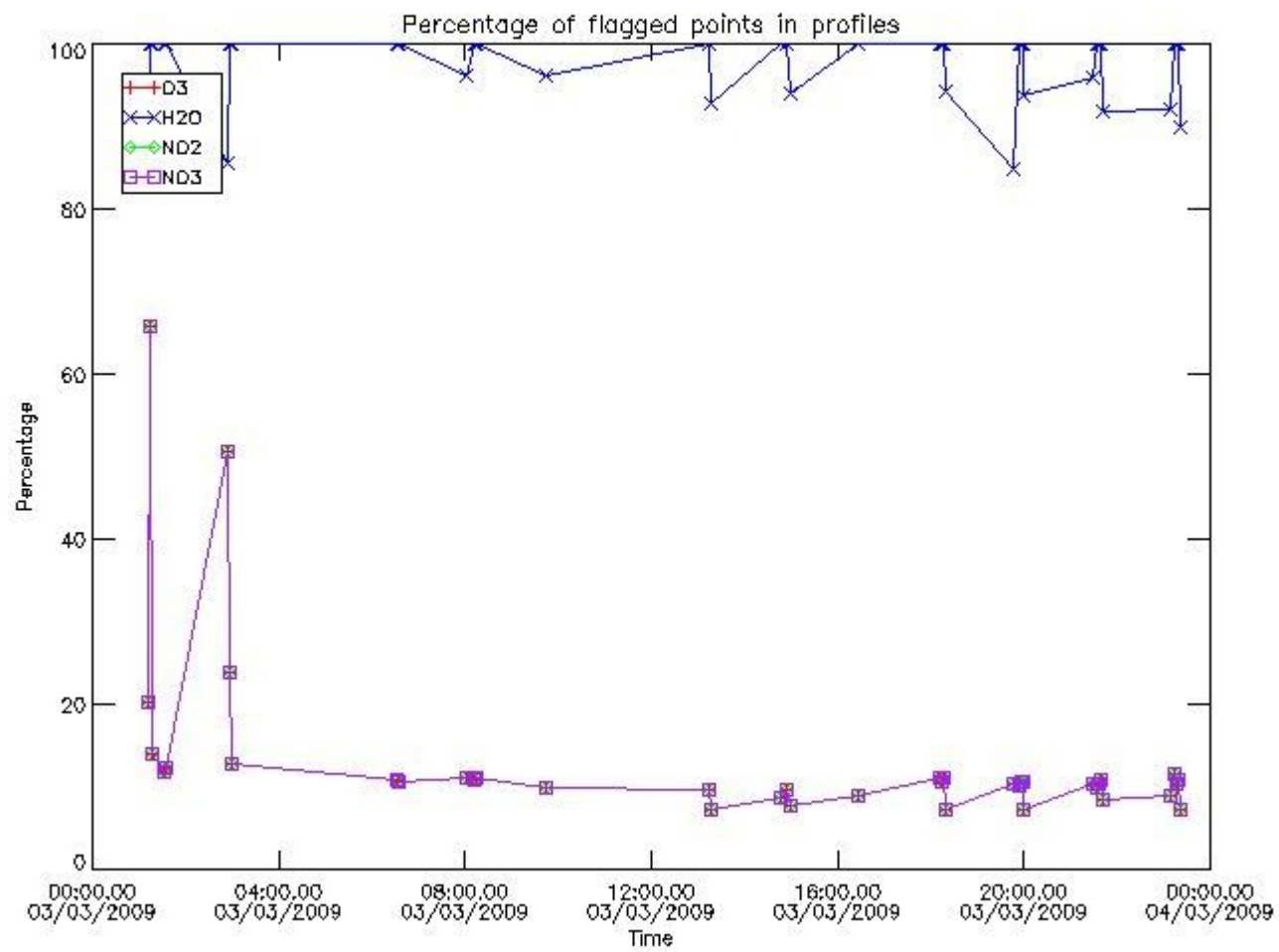
43	GOM_NL__2PRFIN20090303_145513_000000532077_00011_36638_6157.N1	03-MAR-2009 14:55:13	Dark	52.500	81	Eta Cen	2.3560	28000.	105	36638	No
44	GOM_NL__2PRFIN20090303_145826_000000672077_00011_36638_6158.N1	03-MAR-2009 14:58:26	Dark	67.000	54	5The Cen	2.0550	4500.0	134	36638	No
45	GOM_NL__2PRFIN20090303_150102_000000552077_00011_36638_6159.N1	03-MAR-2009 15:01:02	Straylight	54.500	123	lot Cen	2.7500	10200.	109	36638	No
46	GOM_NL__2PRFIN20090303_150847_000000612077_00011_36638_6160.N1	03-MAR-2009 15:08:47	Straylight	61.000	171	2Eps Crv	3.0010	4250.0	122	36638	No
47	GOM_NL__2PRFIN20090303_152455_000000502077_00011_36638_6161.N1	03-MAR-2009 15:24:55	Bright	50.000	96	68Del Leo	2.5600	9300.0	100	36638	No
48	GOM_NL__2PRFIN20090303_153601_000000452077_00011_36638_6162.N1	03-MAR-2009 15:36:01	Bright	45.000	87	64Gam UMa	2.4330	11000.	90	36638	No
49	GOM_NL__2PRFIN20090303_153912_000000512077_00011_36638_6163.N1	03-MAR-2009 15:39:12	Bright	51.000	32	77Eps UMa	1.7630	11000.	102	36638	No
50	GOM_NL__2PRFIN20090303_154804_000000472077_00011_36638_6164.N1	03-MAR-2009 15:48:04	Bright	47.000	119	14Eta Dra	2.7270	4700.0	94	36638	No
51	GOM_NL__2PRFIN20090303_155235_000000442077_00011_36638_6165.N1	03-MAR-2009 15:52:35	Bright	44.000	130	23Bet Dra	2.7990	5800.0	88	36638	No
52	GOM_NL__2PRFIN20090303_162621_000000572077_00012_36639_6202.N1	03-MAR-2009 16:26:21	Dark	57.000	136	23Tau Sco	2.8220	30000.	114	36639	No
53	GOM_NL__2PRFIN20090303_181224_000000512077_00013_36640_6252.N1	03-MAR-2009 18:12:24	Dark	51.000	131	Gam Lup	2.8000	26000.	102	36640	No
54	GOM_NL__2PRFIN20090303_181520_000000482077_00013_36640_6253.N1	03-MAR-2009 18:15:20	Dark	48.000	78	Alp Lup	2.3040	28000.	96	36640	No
55	GOM_NL__2PRFIN20090303_181750_000000462077_00013_36640_6254.N1	03-MAR-2009 18:17:50	Dark	45.500	95	Zet Cen	2.5450	26000.	91	36640	No
56	GOM_NL__2PRFIN20090303_181939_000000712077_00013_36640_6255.N1	03-MAR-2009 18:19:39	Dark	70.500	54	5The Cen	2.0550	4500.0	141	36640	No
57	GOM_NL__2PRFIN20090303_182215_000000562077_00013_36640_6256.N1	03-MAR-2009 18:22:15	Straylight	55.500	123	lot Cen	2.7500	10200.	111	36640	No
58	GOM_NL__2PRFIN20090303_183000_000000612077_00013_36640_6257.N1	03-MAR-2009 18:30:00	Straylight	61.000	171	2Eps Crv	3.0010	4250.0	122	36640	No
59	GOM_NL__2PRFIN20090303_184606_000000502077_00013_36640_6258.N1	03-MAR-2009 18:46:06	Bright	50.000	96	68Del Leo	2.5600	9300.0	100	36640	No
60	GOM_NL__2PRFIN20090303_185313_000000432077_00013_36640_6259.N1	03-MAR-2009 18:53:13	Bright	42.500	174	52Psi UMa	3.0040	4400.0	85	36640	No
61	GOM_NL__2PRFIN20090303_185604_000000422077_00013_36640_6260.N1	03-MAR-2009 18:56:04	Bright	41.500	82	48Bet UMa	2.3650	10600.	83	36640	No
62	GOM_NL__2PRFIN20090303_190022_000000512077_00013_36640_6261.N1	03-MAR-2009 19:00:22	Bright	51.000	32	77Eps UMa	1.7630	11000.	102	36640	No
63	GOM_NL__2PRFIN20090303_190438_000000422077_00013_36640_6262.N1	03-MAR-2009 19:04:38	Bright	42.000	60	7Bet UMi	2.0810	3950.0	84	36640	No
64	GOM_NL__2PRFIN20090303_190915_000000442077_00013_36640_6263.N1	03-MAR-2009 19:09:15	Bright	44.000	119	14Eta Dra	2.7270	4700.0	88	36640	No
65	GOM_NL__2PRFIN20090303_191346_000000482077_00013_36640_6264.N1	03-MAR-2009 19:13:46	Bright	48.000	130	23Bet Dra	2.7990	5800.0	96	36640	No
66	GOM_NL__2PRFIN20090303_191903_000000412077_00013_36640_6265.N1	03-MAR-2009 19:19:03	Bright	41.000	5	3Alp Lyr	0.033000	11000.	82	36640	No
67	GOM_NL__2PRFIN20090303_194706_000000502077_00013_36640_6266.N1	03-MAR-2009 19:47:06	Dark	49.500	75	26Eps Sco	2.2910	4250.0	99	36640	No
68	GOM_NL__2PRFIN20090303_195301_000000512077_00014_36641_6269.N1	03-MAR-2009 19:53:01	Dark	50.500	131	Gam Lup	2.8000	26000.	101	36641	No
69	GOM_NL__2PRFIN20090303_195556_000000492077_00014_36641_6270.N1	03-MAR-2009 19:55:56	Dark	48.500	78	Alp Lup	2.3040	28000.	97	36641	No
70	GOM_NL__2PRFIN20090303_195826_000000482077_00014_36641_6271.N1	03-MAR-2009 19:58:26	Dark	48.000	95	Zet Cen	2.5450	26000.	96	36641	No
71	GOM_NL__2PRFIN20090303_200017_000000712077_00014_36641_6272.N1	03-MAR-2009 20:00:17	Dark	71.000	54	5The Cen	2.0550	4500.0	142	36641	No
72	GOM_NL__2PRFIN20090303_200252_000000542077_00014_36641_6273.N1	03-MAR-2009 20:02:52	Straylight	54.000	123	lot Cen	2.7500	10200.	108	36641	No
73	GOM_NL__2PRFIN20090303_201036_000000612077_00014_36641_6274.N1	03-MAR-2009 20:10:36	Straylight	60.500	171	2Eps Crv	3.0010	4250.0	121	36641	No
74	GOM_NL__2PRFIN20090303_202641_000000492077_00014_36641_6275.N1	03-MAR-2009 20:26:41	Bright	49.000	96	68Del Leo	2.5600	9300.0	98	36641	No
75	GOM_NL__2PRFIN20090303_203348_000000442077_00014_36641_6276.N1	03-MAR-2009 20:33:48	Bright	43.500	174	52Psi UMa	3.0040	4400.0	87	36641	No
76	GOM_NL__2PRFIN20090303_203639_000000422077_00014_36641_6277.N1	03-MAR-2009 20:36:39	Bright	42.000	82	48Bet UMa	2.3650	10600.	84	36641	No
77	GOM_NL__2PRFIN20090303_204057_000000492077_00014_36641_6278.N1	03-MAR-2009 20:40:57	Bright	49.000	32	77Eps UMa	1.7630	11000.	98	36641	No
78	GOM_NL__2PRFIN20090303_204514_000000422077_00014_36641_6279.N1	03-MAR-2009 20:45:14	Bright	41.500	60	7Bet UMi	2.0810	3950.0	83	36641	No
79	GOM_NL__2PRFIN20090303_204950_000000432077_00014_36641_6280.N1	03-MAR-2009 20:49:50	Bright	43.000	119	14Eta Dra	2.7270	4700.0	86	36641	No
80	GOM_NL__2PRFIN20090303_205422_000000462077_00014_36641_6281.N1	03-MAR-2009 20:54:22	Bright	46.000	130	23Bet Dra	2.7990	5800.0	92	36641	No
81	GOM_NL__2PRFIN20090303_205938_000000412077_00014_36641_6282.N1	03-MAR-2009 20:59:38	Bright	40.500	5	3Alp Lyr	0.033000	11000.	81	36641	No
82	GOM_NL__2PRFIN20090303_212742_000000502077_00014_36641_6283.N1	03-MAR-2009 21:27:42	Dark	49.500	75	26Eps Sco	2.2910	4250.0	99	36641	No
83	GOM_NL__2PRFIN20090303_213337_000000522077_00015_36642_6286.N1	03-MAR-2009 21:33:37	Dark	51.500	131	Gam Lup	2.8000	26000.	103	36642	No
84	GOM_NL__2PRFIN20090303_213633_000000492077_00015_36642_6287.N1	03-MAR-2009 21:36:33	Dark	49.000	78	Alp Lup	2.3040	28000.	98	36642	No
85	GOM_NL__2PRFIN20090303_213902_000000472077_00015_36642_6288.N1	03-MAR-2009 21:39:02	Dark	46.500	95	Zet Cen	2.5450	26000.	93	36642	No
86	GOM_NL__2PRFIN20090303_214054_000000672077_00015_36642_6289.N1	03-MAR-2009 21:40:54	Dark	67.000	54	5The Cen	2.0550	4500.0	134	36642	No
87	GOM_NL__2PRFIN20090303_214329_000000562077_00015_36642_6290.N1	03-MAR-2009 21:43:29	Straylight	56.000	123	lot Cen	2.7500	10200.	112	36642	No
88	GOM_NL__2PRFIN20090303_215112_000000612077_00015_36642_6291.N1	03-MAR-2009 21:51:12	Straylight	61.000	171	2Eps Crv	3.0010	4250.0	122	36642	No
89	GOM_NL__2PRFIN20090303_220716_000000512077_00015_36642_6292.N1	03-MAR-2009 22:07:16	Bright	50.500	96	68Del Leo	2.5600	9300.0	101	36642	No
90	GOM_NL__2PRFIN20090303_221423_000000442077_00015_36642_6293.N1	03-MAR-2009 22:14:23	Bright	44.000	174	52Psi UMa	3.0040	4400.0	88	36642	No
91	GOM_NL__2PRFIN20090303_221714_000000602077_00015_36642_6294.N1	03-MAR-2009 22:17:14	Bright	60.000	82	48Bet UMa	2.3650	10600.	120	36642	No
92	GOM_NL__2PRFIN20090303_222132_000000522077_00015_36642_6295.N1	03-MAR-2009 22:21:32	Bright	51.500	32	77Eps UMa	1.7630	11000.	103	36642	No
93	GOM_NL__2PRFIN20090303_222549_000000422077_00015_36642_6296.N1	03-MAR-2009 22:25:49	Bright	42.000	60	7Bet UMi	2.0810	3950.0	84	36642	No
94	GOM_NL__2PRFIN20090303_223026_000000472077_00015_36642_6297.N1	03-MAR-2009 22:30:26	Bright	46.500	119	14Eta Dra	2.7270	4700.0	93	36642	No
95	GOM_NL__2PRFIN20090303_223457_000000432077_00015_36642_6298.N1	03-MAR-2009 22:34:57	Bright	42.500	130	23Bet Dra	2.7990	5800.0	85	36642	No
96	GOM_NL__2PRFIN20090303_224014_000000382077_00015_36642_6299.N1	03-MAR-2009 22:40:14	Bright	38.000	5	3Alp Lyr	0.033000	11000.	76	36642	No
97	GOM_NL__2PRFIN20090303_230819_000000582077_00015_36642_6300.N1	03-MAR-2009 23:08:19	Dark	57.500	75	26Eps Sco	2.2910	4250.0	115	36642	No
98	GOM_NL__2PRFIN20090303_231415_000000532077_00016_36643_6300.N1	03-MAR-2009 23:14:15	Dark	52.500	131	Gam Lup	2.8000	26000.	105	36643	No
99	GOM_NL__2PRFIN20090303_231709_000000492077_00016_36643_6301.N1	03-MAR-2009 23:17:09	Dark	49.000	78	Alp Lup	2.3040	28000.	98	36643	No
100	GOM_NL__2PRFIN20090303_231939_000000472077_00016_36643_6302.N1	03-MAR-2009 23:19:39	Dark	46.500	95	Zet Cen	2.5450	26000.	93	36643	No
101	GOM_NL__2PRFIN20090303_232130_000000702077_00016_36643_6303.N1	03-MAR-2009 23:21:30	Dark	69.500	54	5The Cen	2.0550	4500.0	139	36643	No

102	GOM_NL__2PRFIN20090303_232405_000000552077_00016_36643_6304.N1	03-MAR-2009 23:24:05	Straylight	54.500	123	lot Cen	2.7500	10200.	109	36643	No
103	GOM_NL__2PRFIN20090303_233149_000000602077_00016_36643_6305.N1	03-MAR-2009 23:31:49	Straylight	60.000	171	2Eps Crv	3.0010	4250.0	120	36643	No
104	GOM_NL__2PRFIN20090303_234751_000000502077_00016_36643_6306.N1	03-MAR-2009 23:47:51	Bright	50.000	96	68Del Leo	2.5600	9300.0	100	36643	No
105	GOM_NL__2PRFIN20090303_235458_000000432077_00016_36643_6307.N1	03-MAR-2009 23:54:58	Bright	42.500	174	52Psi UMa	3.0040	4400.0	85	36643	No
106	GOM_NL__2PRFIN20090303_235750_000000402077_00016_36643_6308.N1	03-MAR-2009 23:57:50	Bright	40.000	82	48Bet UMa	2.3650	10600.	80	36643	No

3. Quality information per product


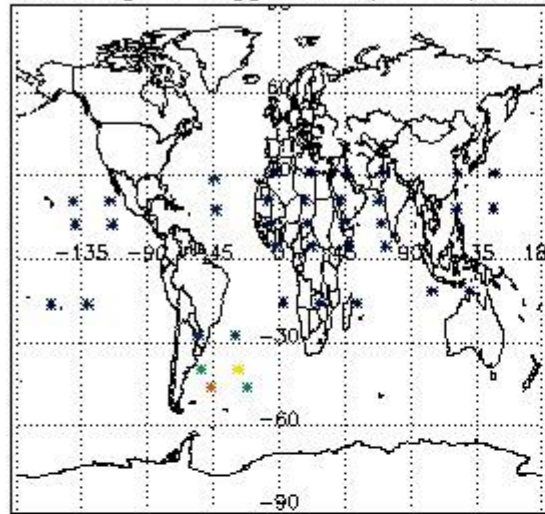
In this section it is plotted some information contained in the Quality Summary data set of the level 2 products. Only products in dark limb conditions and without errors (error flag in the MPH set to "0") are used.

3.1 Plot quality information per product (time dependant)

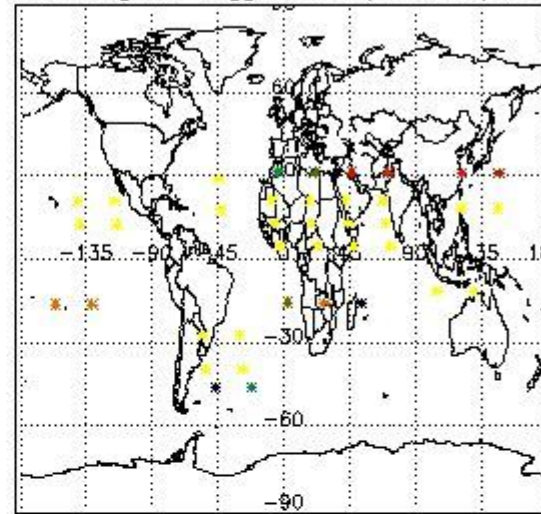


3.2 Plot quality information per product (world map)


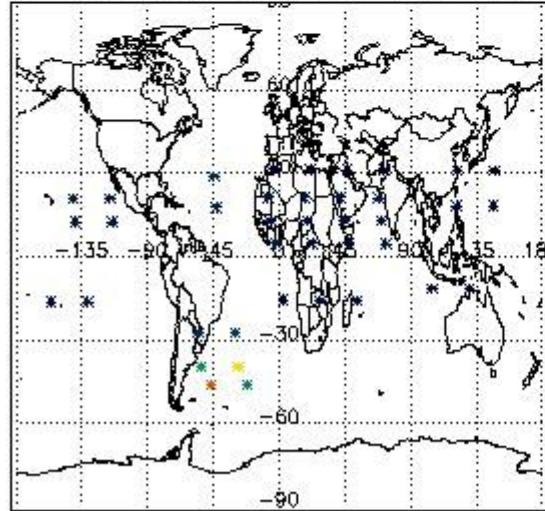
Percentage of flagged data per O3 profile



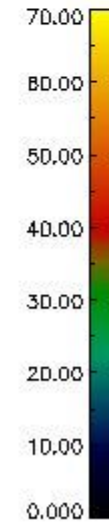
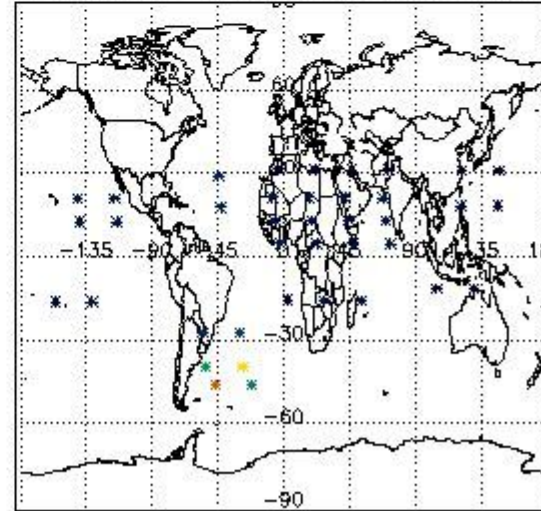
Percentage of flagged data per H2O profile



Percentage of flagged data per NO2 profile



Percentage of flagged data per NO3 profile

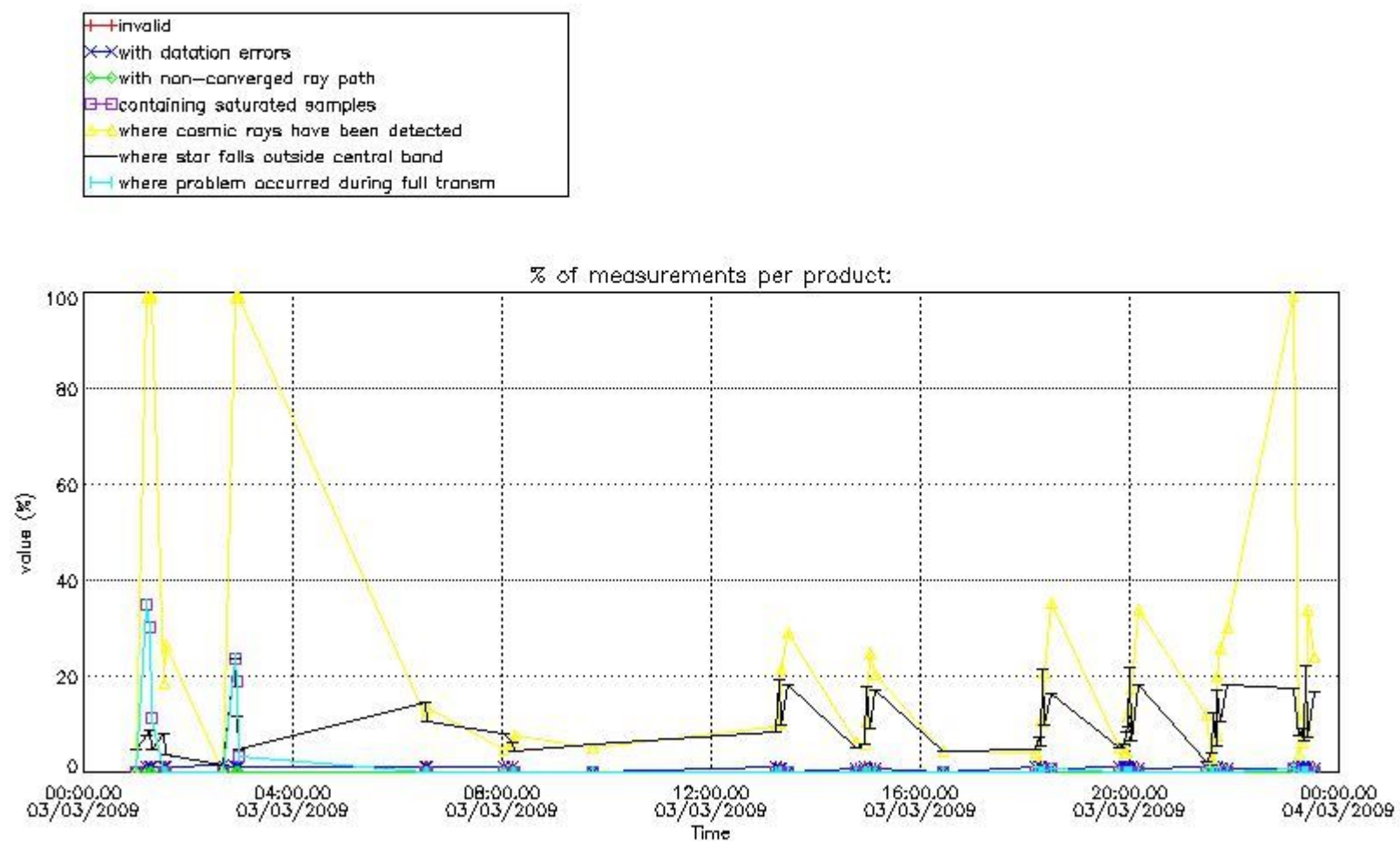


4. Level 1 quality information per product

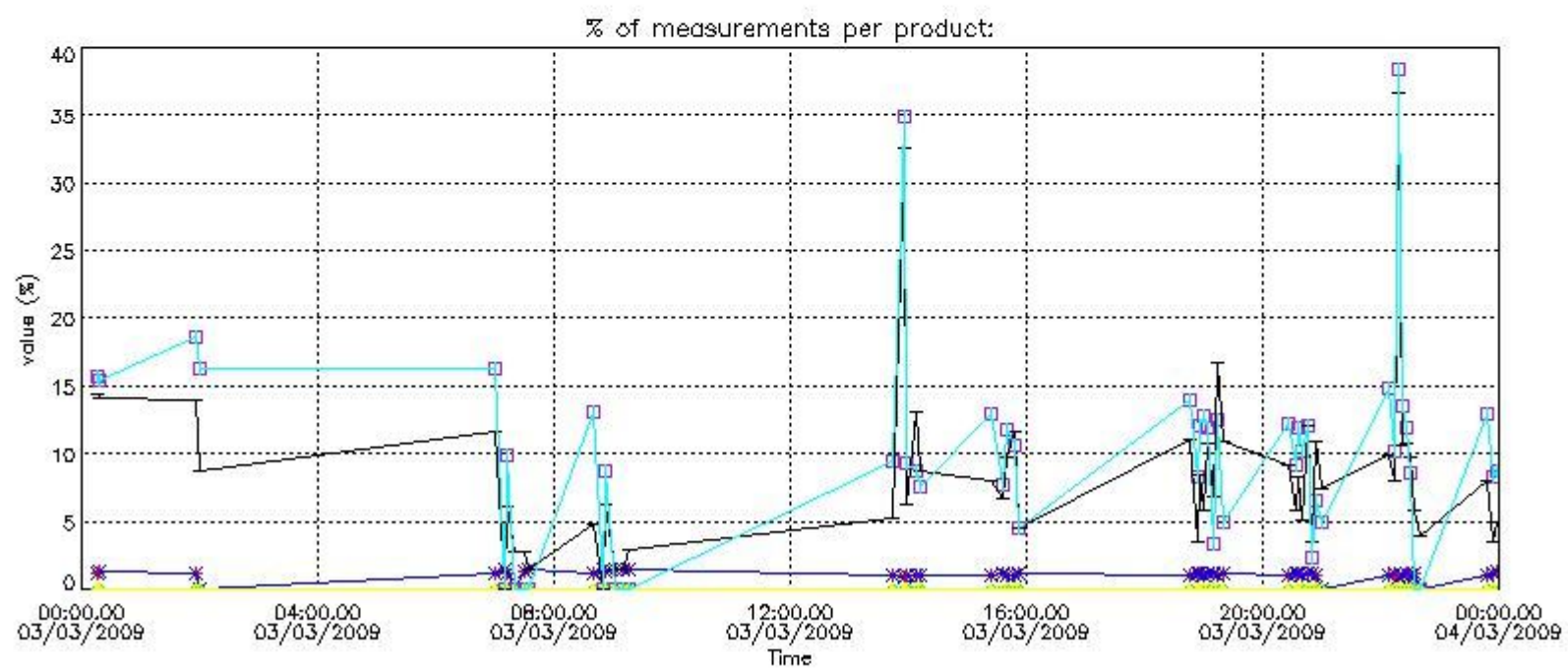
In this section it is plotted some information contained in the Quality Summary data set of the level 2 products that comes from the level 1b processing. Products without errors (error flag in the MPH set to "0") are used.

4.1 Plot quality information per product (time dependant) coming from level 1b processing

4.1.1 Plot level 1 quality information per product (time dependant): ENVISAT ASCENDING passes



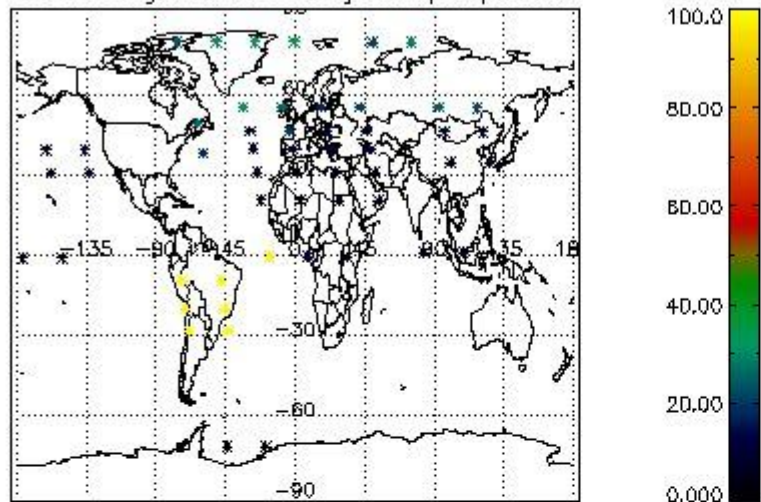
4.1.2 Plot level 1 quality information per product (time dependant): ENVI SAT DESCENDING passes



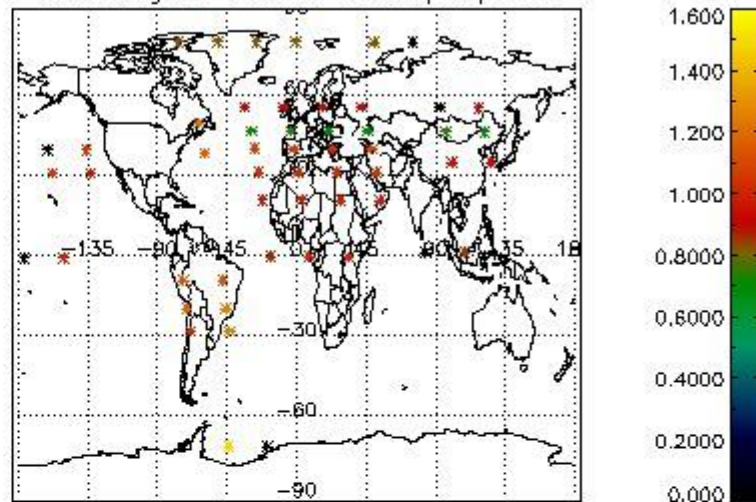
4.2 Plot quality information per product coming from level 1b processing (world map)

4.2.1 Plot level 1 quality information per product (world map): ENVISAT ASCENDING passes

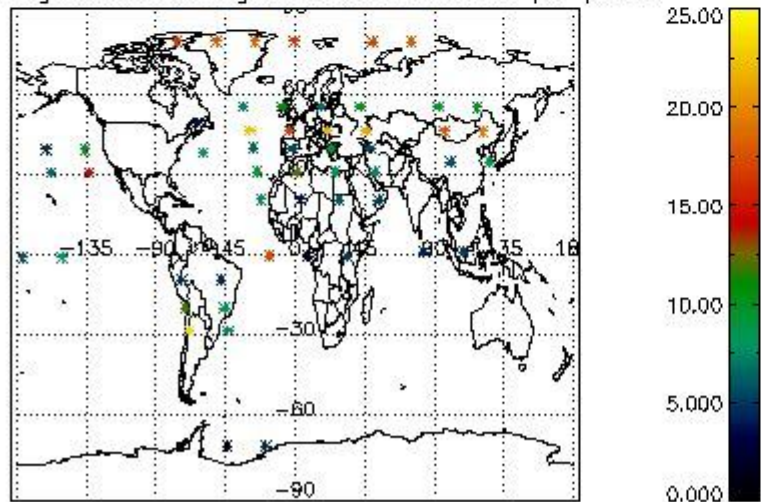
Percentage of cosmic ray hits per profile



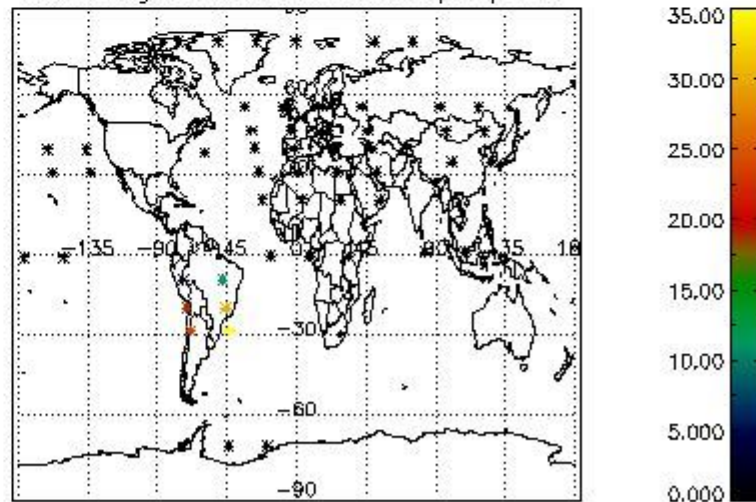
Percentage of datation errors per profile



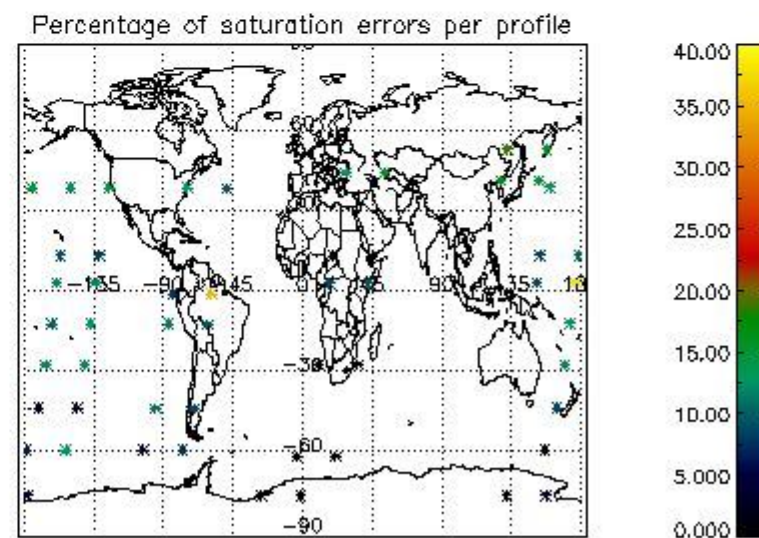
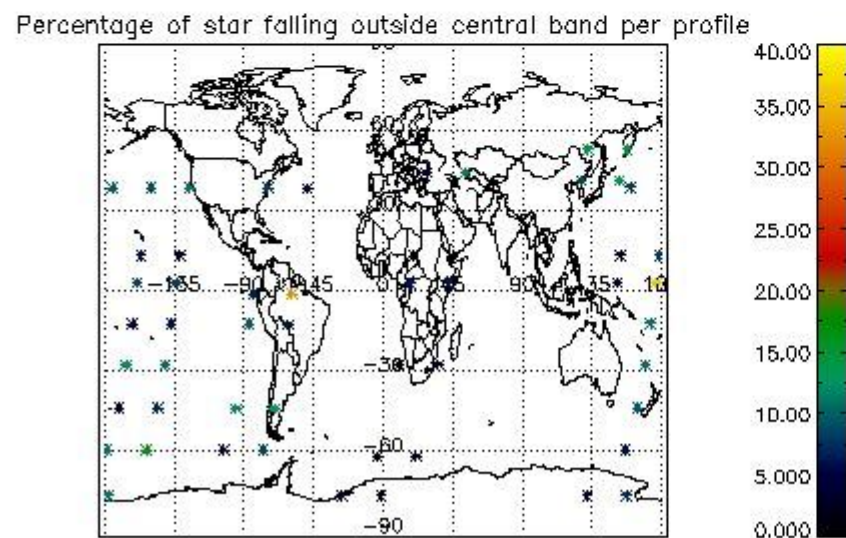
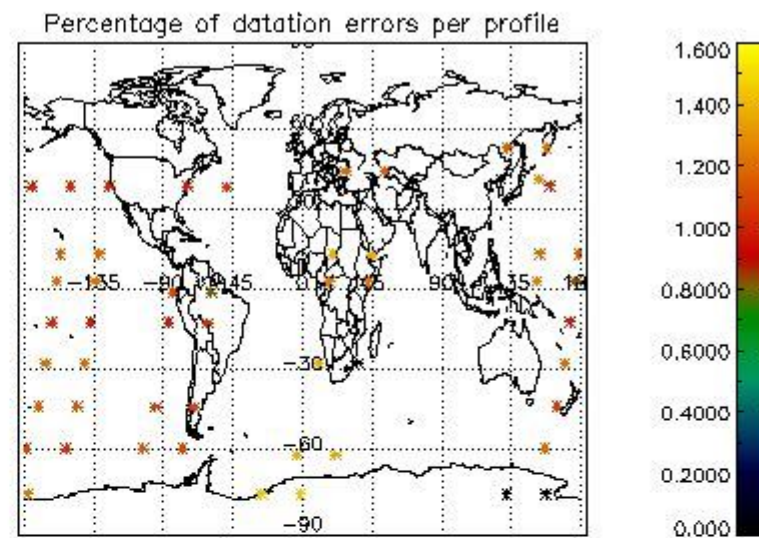
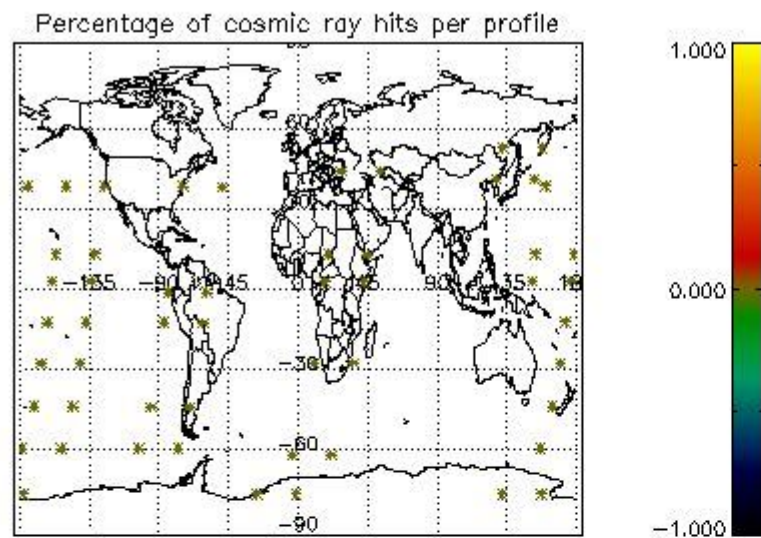
Percentage of star falling outside central band per profile



Percentage of saturation errors per profile



4.2.2 Plot level 1 quality information per product (world map): ENVISAT DESCENDING passes



5. Trace gas profiles

5.1 Ozone statistics based on quality of products

The final quality of the products can be "measured" using the STD (Standard Deviation) attached to every point profile. This information is written to the parameter GOM_NL__2P/NL_LOCAL_SPECIES_DENSITY/o3_std of the level 2 products. The table below shows the statistics for given STD ranges.

The statistics are given with respect to the overall valid production:

- Products without fatal errors: GOM_NL__2P/MPH/PRODUCT_ERR=0
- Valid point profile: GOM_NL__2P/NL_LOCAL_SPECIES_DENSITY/pcd(0)=0

The 'Criteria' is applied to valid points of dark limb products:

- Products in dark limb illumination condition: GOM_NL__2P/NL_SUMMARY_QUALITY/obs_ill_cond=0
- Products without fatal errors: GOM_NL__2P/MPH/PRODUCT_ERR=0
- Valid point profile: GOM_NL__2P/NL_LOCAL_SPECIES_DENSITY/pcd(0)=0

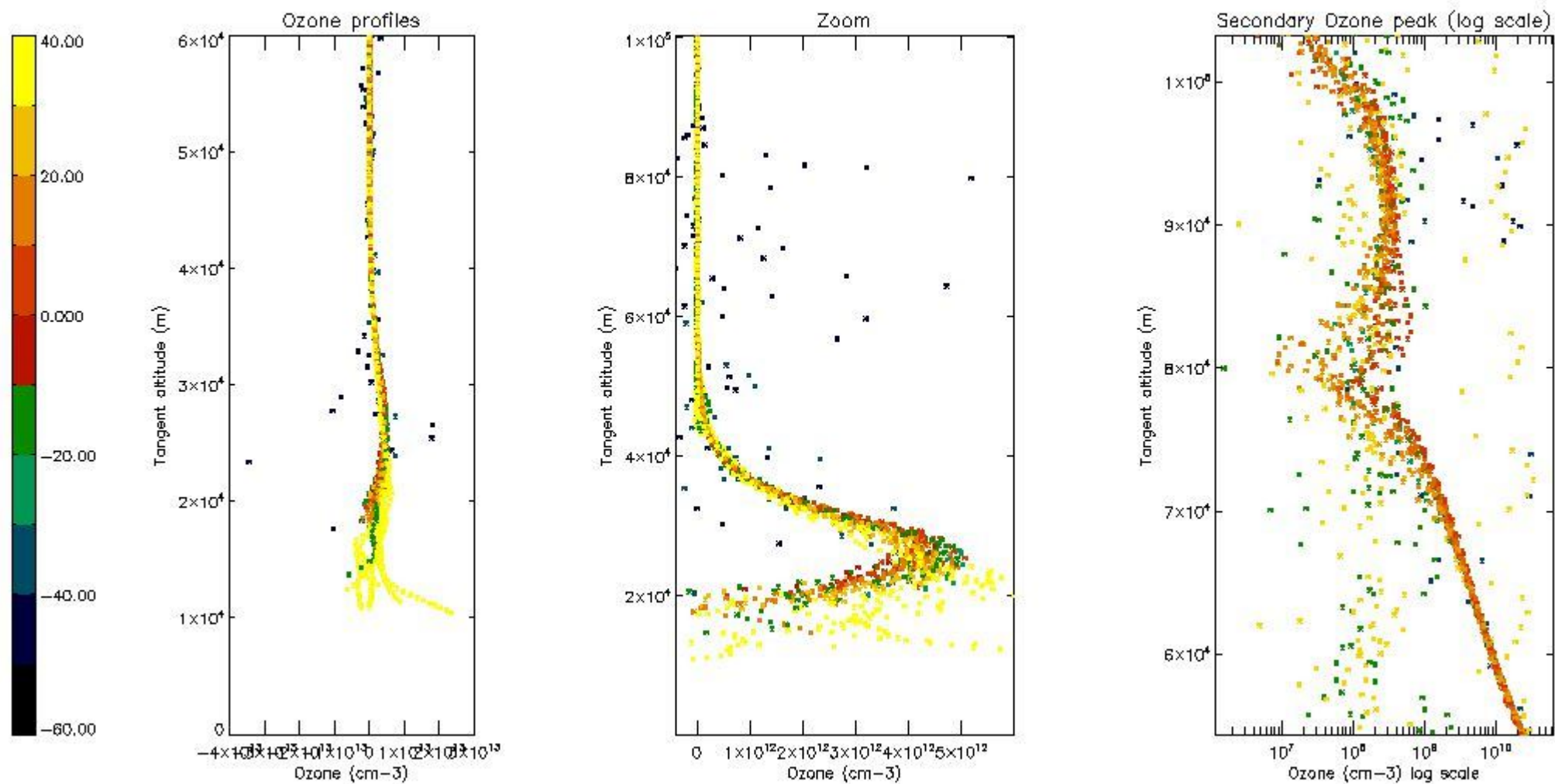
So, the table below shows the percentage of dark limb and valid observations for each criteria with respect to the overall valid daily observations.

Criteria	% of total production
All STD	40
STD < 20	21

STD < 10	16
STD < 5	12

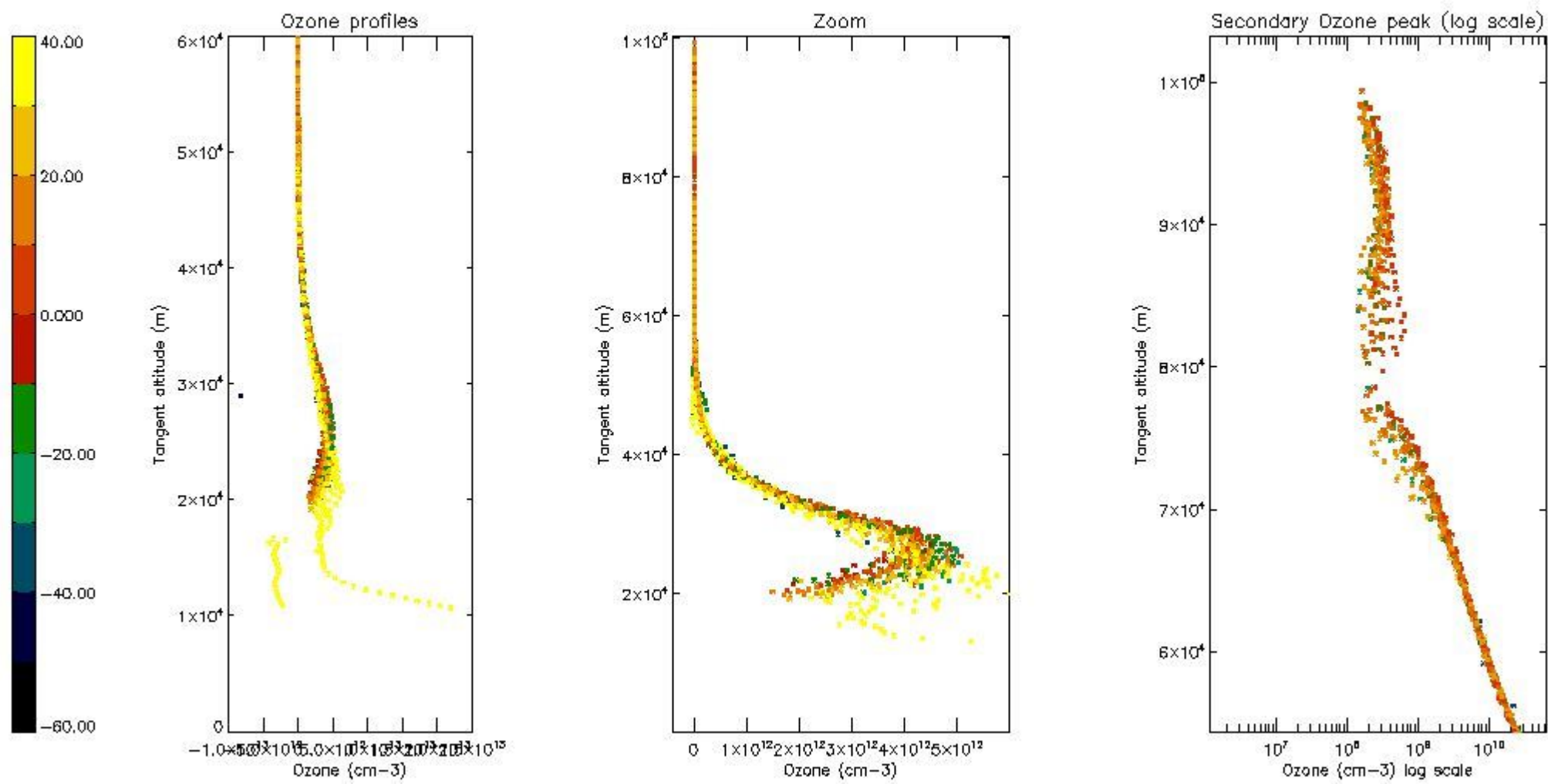
5.2 Plot ozone profiles for all STD (dark without errors)

The colorbar represents the latitude.



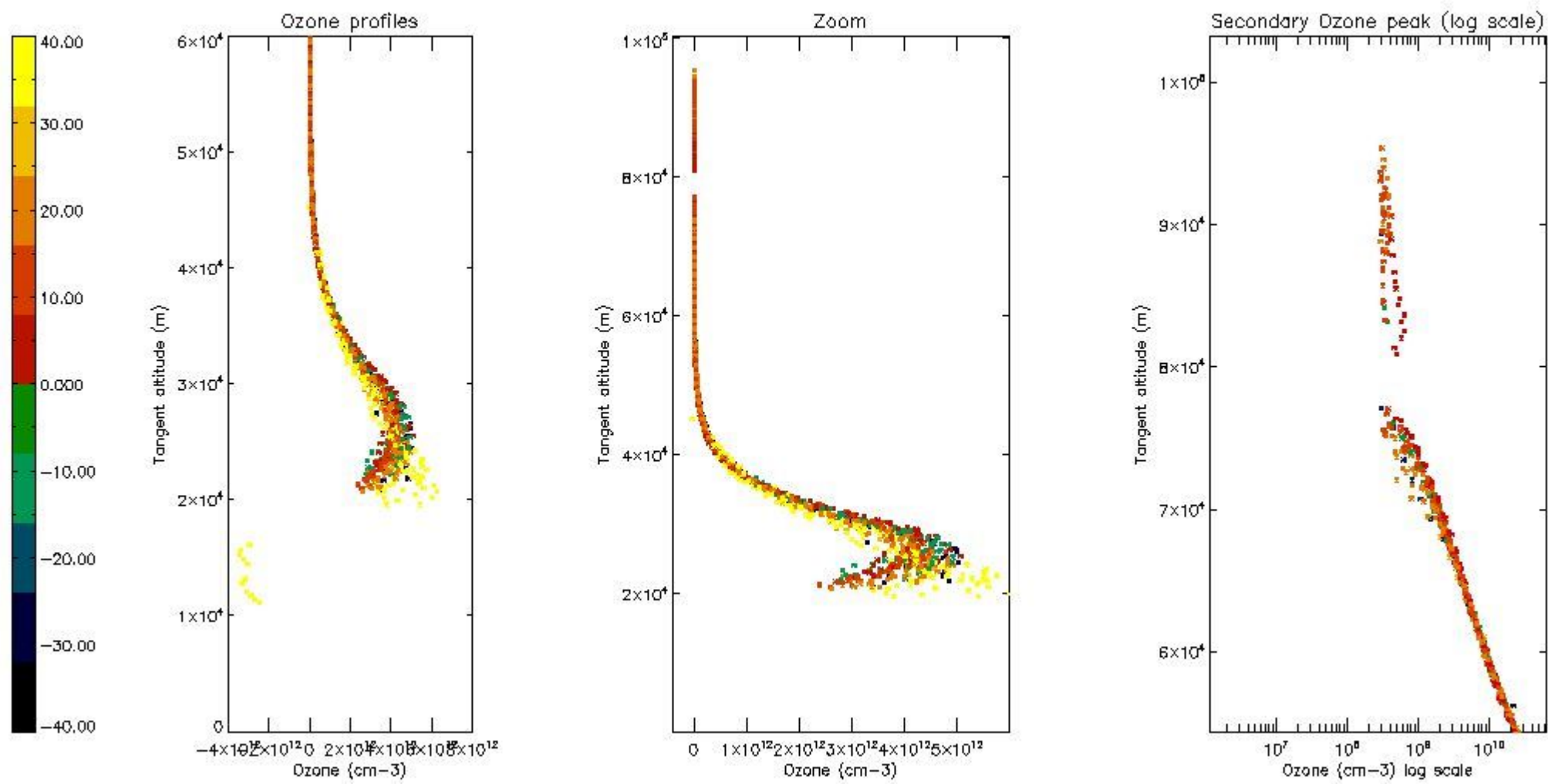
5.3 Plot ozone profiles where STD < 20% (dark without errors)

The colorbar represents the latitude.



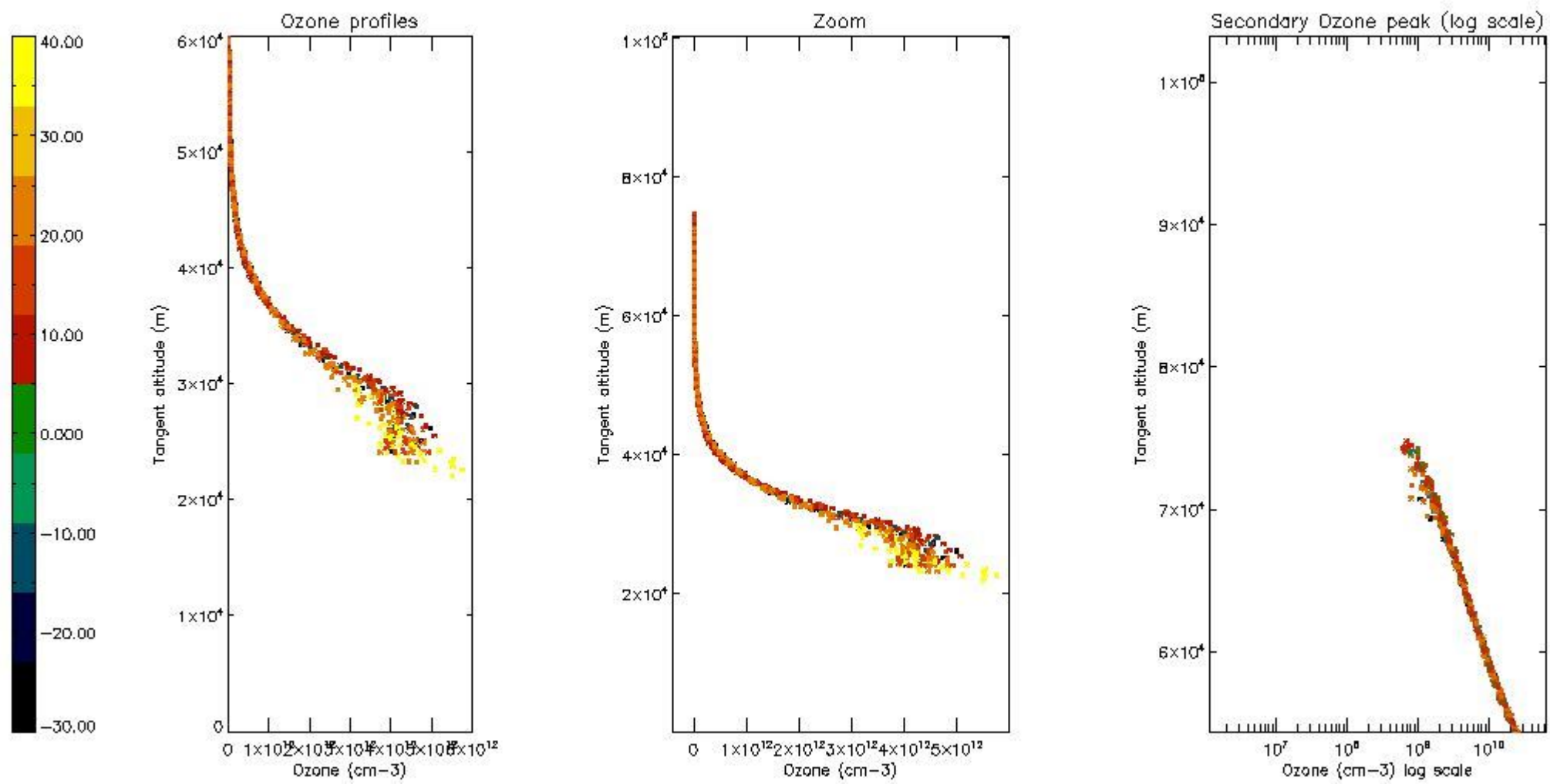
5.4 Plot ozone profiles where STD < 10% (dark without errors)

The colorbar represents the latitude.



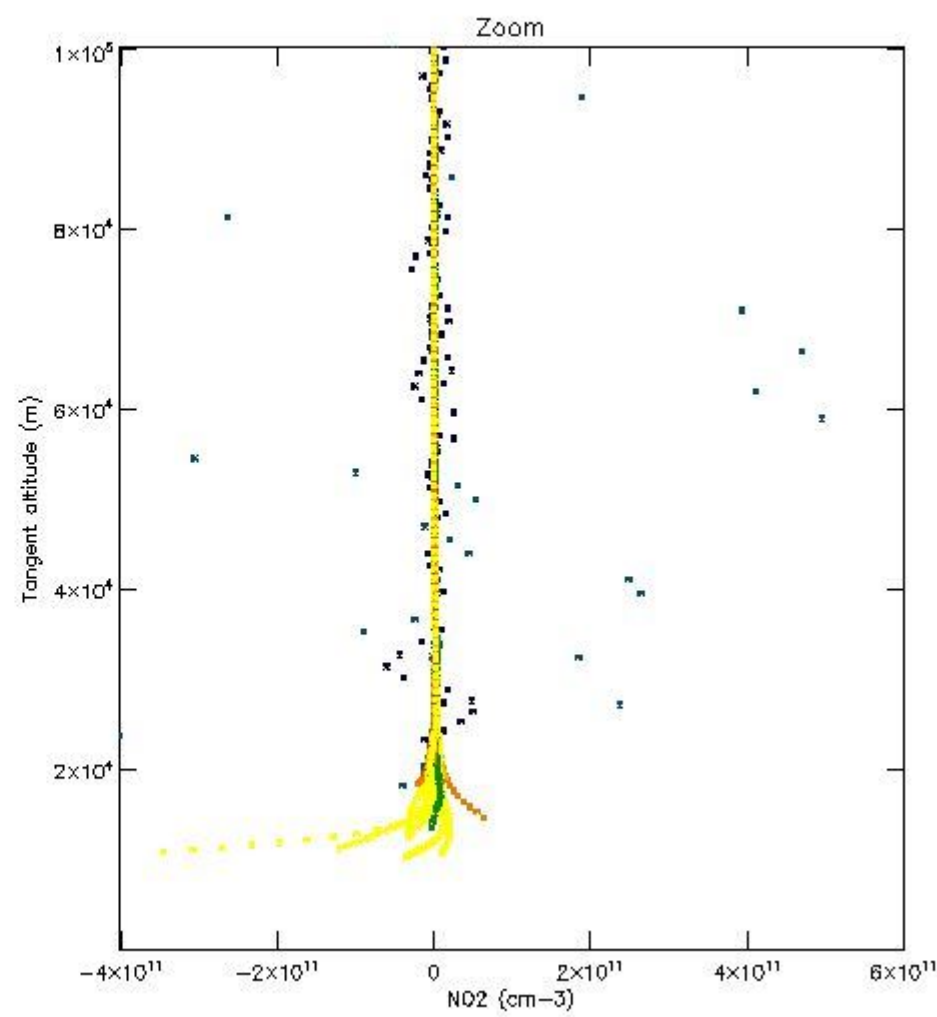
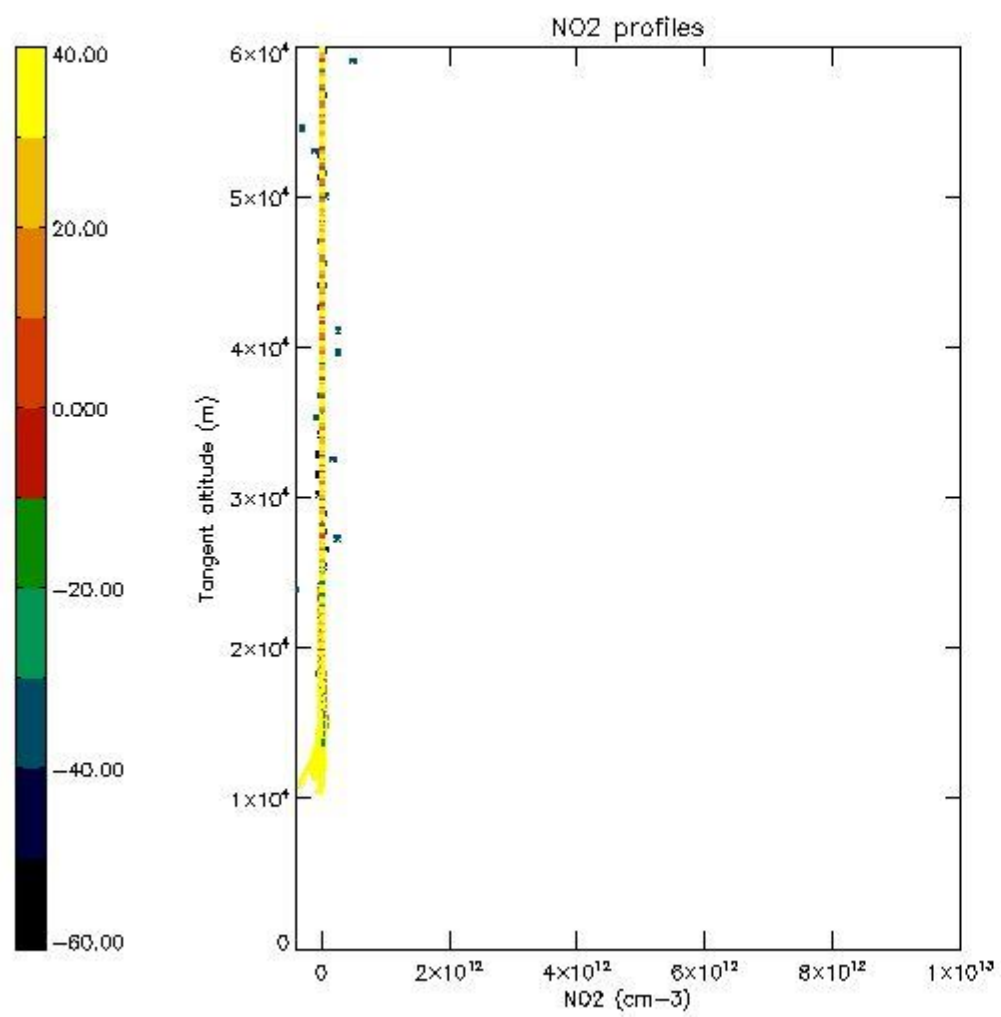
5.5 Plot ozone profiles where STD < 5% (dark without errors)

The colorbar represents the latitude.



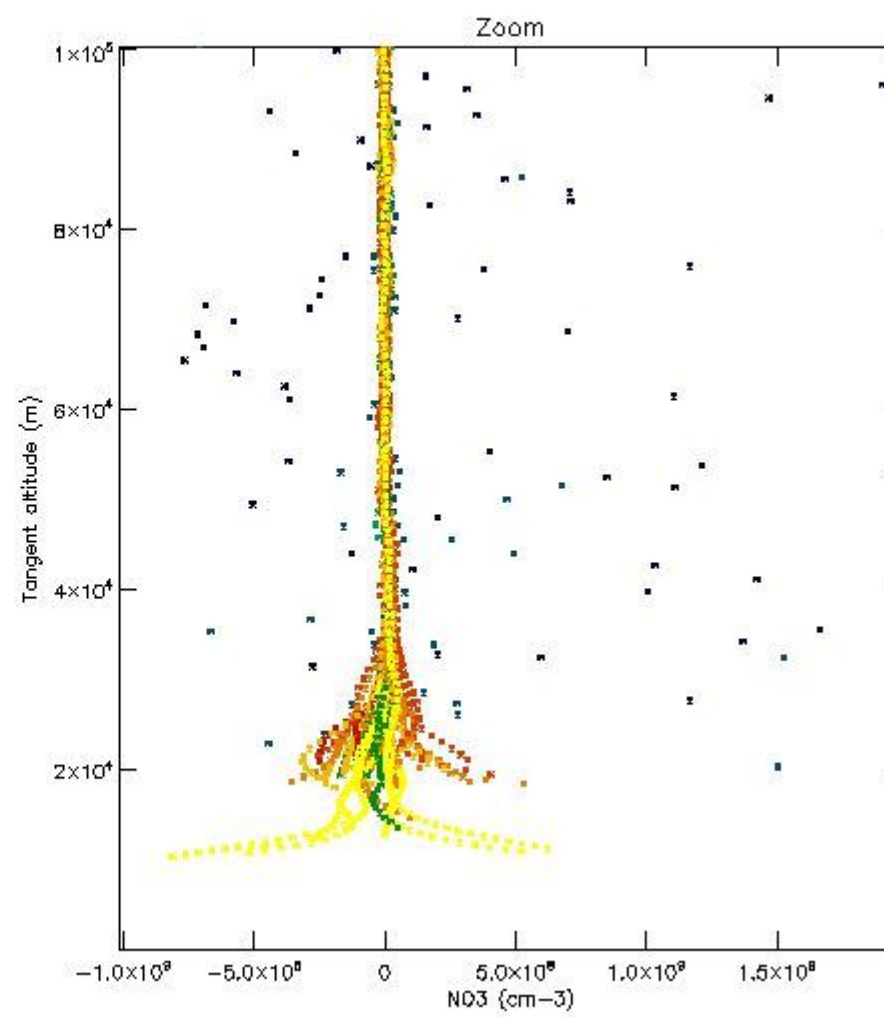
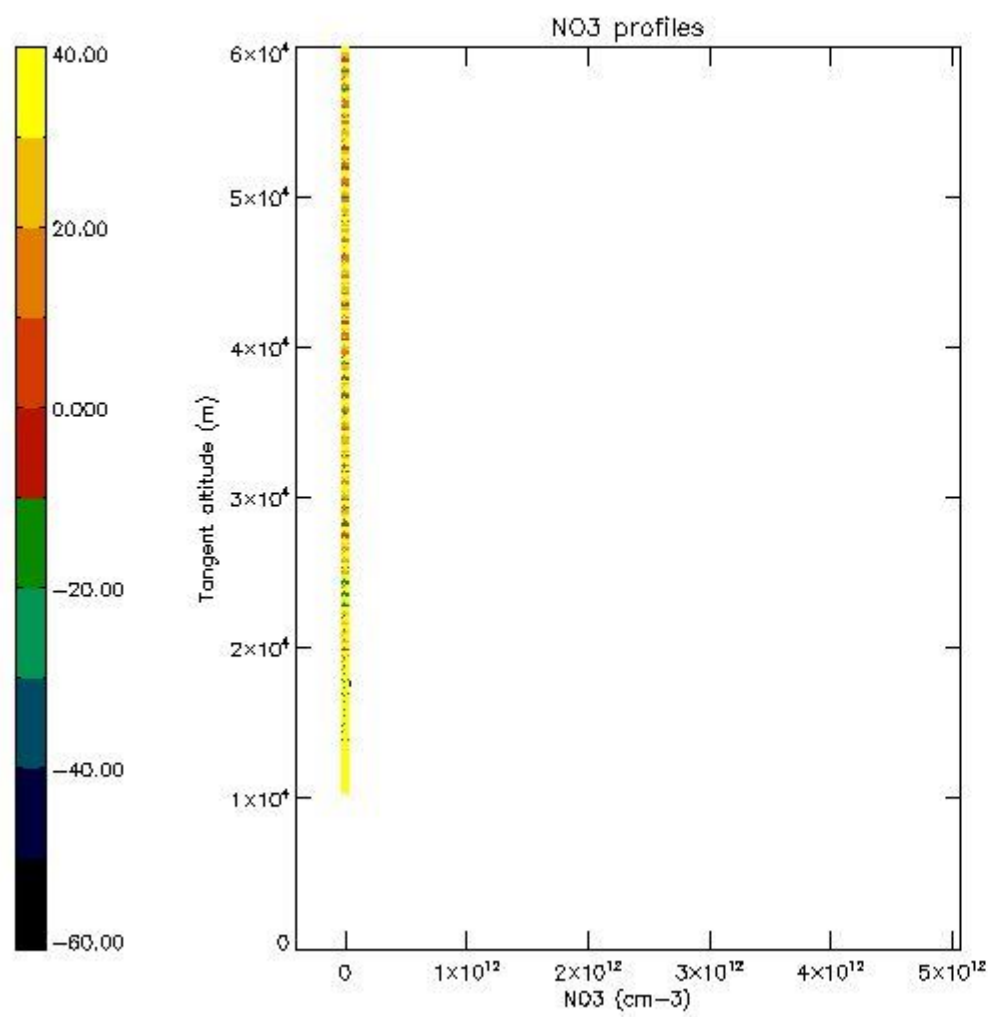
5.6 Plot NO₂ profiles for all STD (dark without errors)

The colorbar represents the latitude.



5.7 Plot NO3 profiles for all STD (dark without errors)

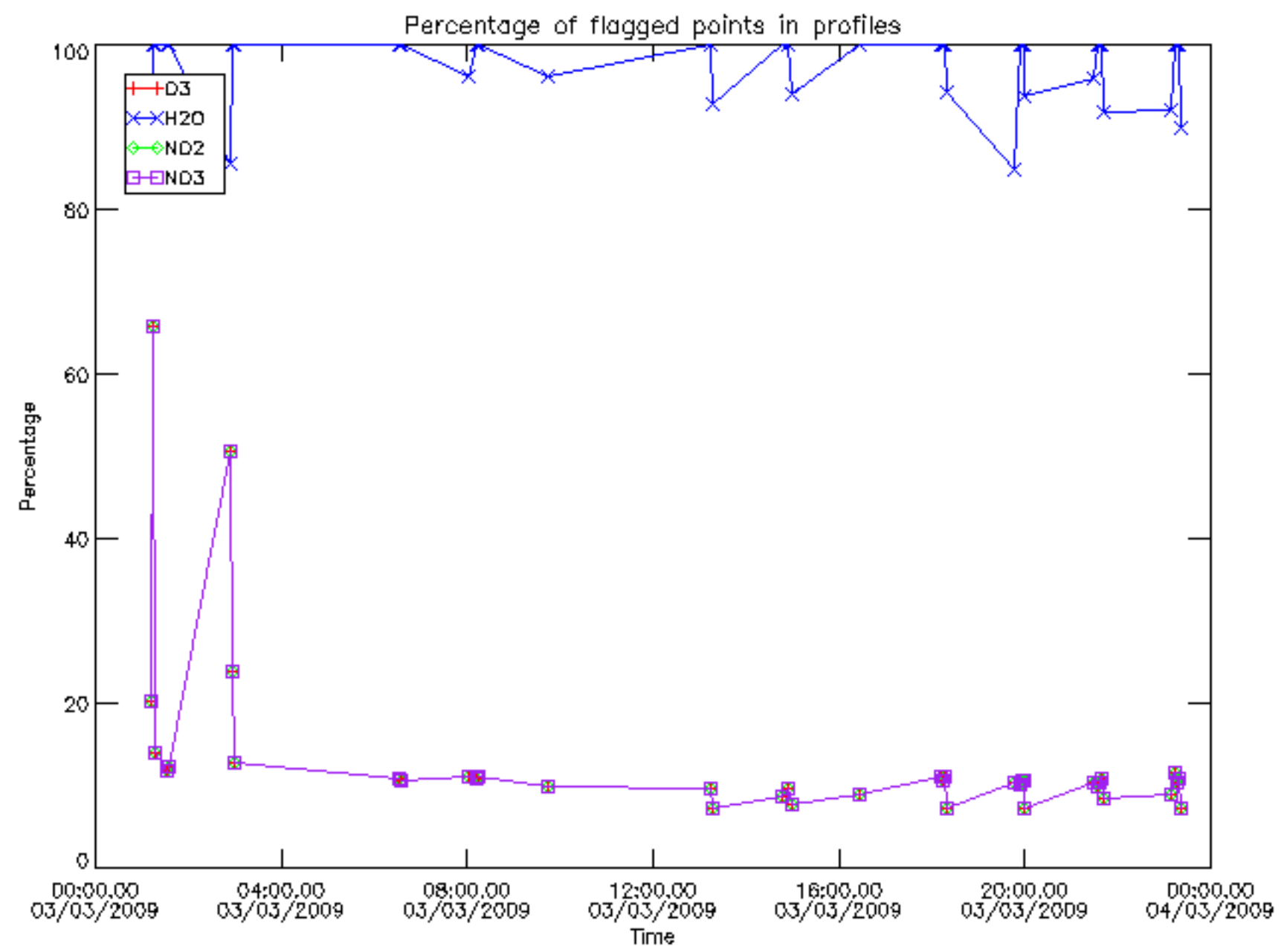
The colorbar represents the latitude.



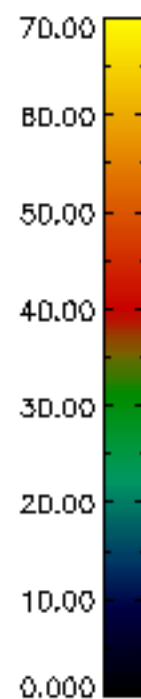
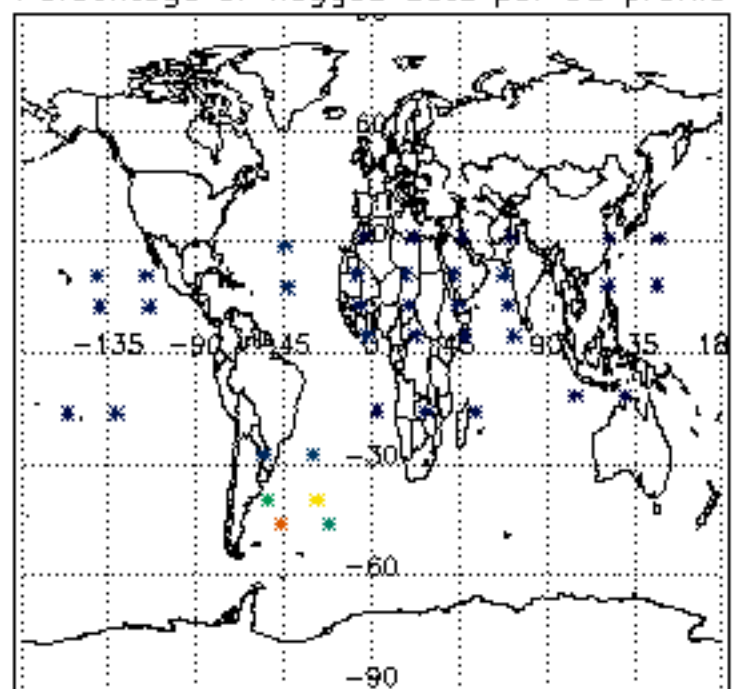
6. Auxiliary Data Files used for the production reported in section 2

The number reported in the third column indicates since which file (see list in section 2) the corresponding auxiliary file has been used. The fourth column is the date of those product files.

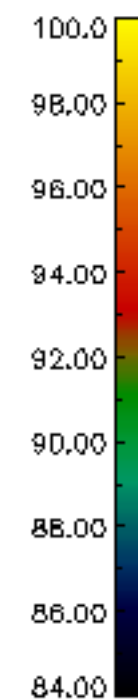
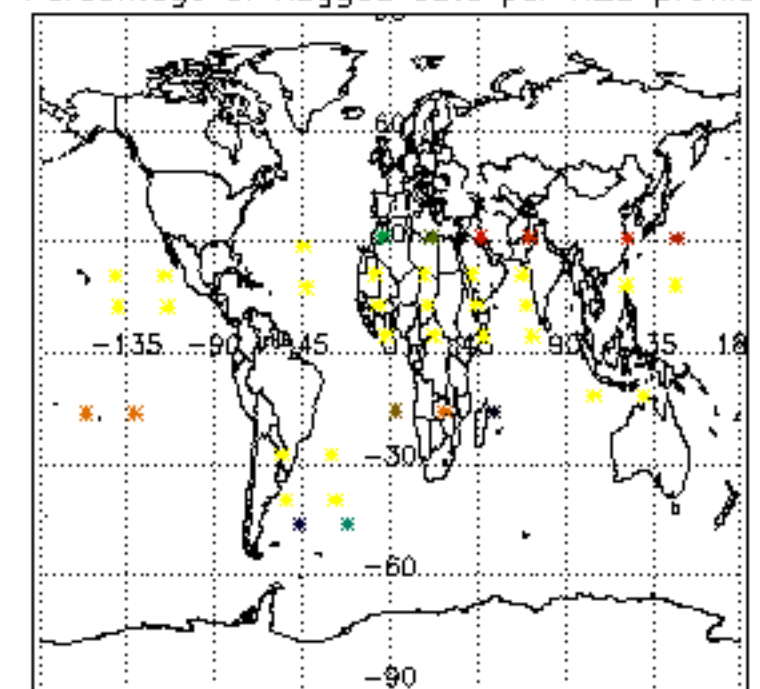
Type	Auxiliary Filename	Used since product	Used since product date
INST_PHYS_CHARACTERISTICS	GOM_INS_AXVIEC20091111_143220_20030716_120000_20500101_000000	1	03-MAR-2009 00:15:24
LEVEL-2_PROC_CONFIG	GOM_PR2_AXVIEC20091111_152718_20020301_000000_20500101_000000	1	03-MAR-2009 00:15:24
CROSS_SECTIONS_FILE	GOM_CRS_AXVIEC20091111_154832_20020301_000000_20500101_000000	1	03-MAR-2009 00:15:24



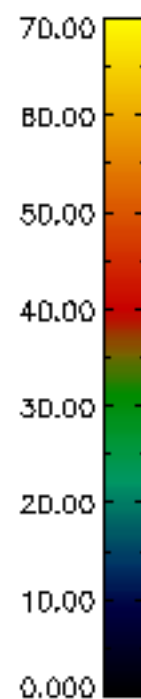
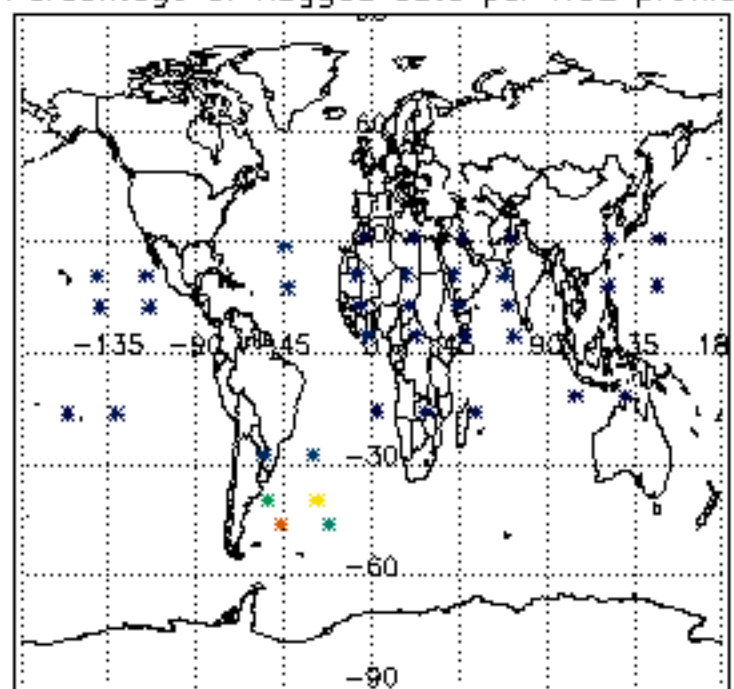
Percentage of flagged data per D3 profile



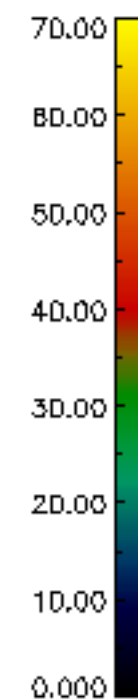
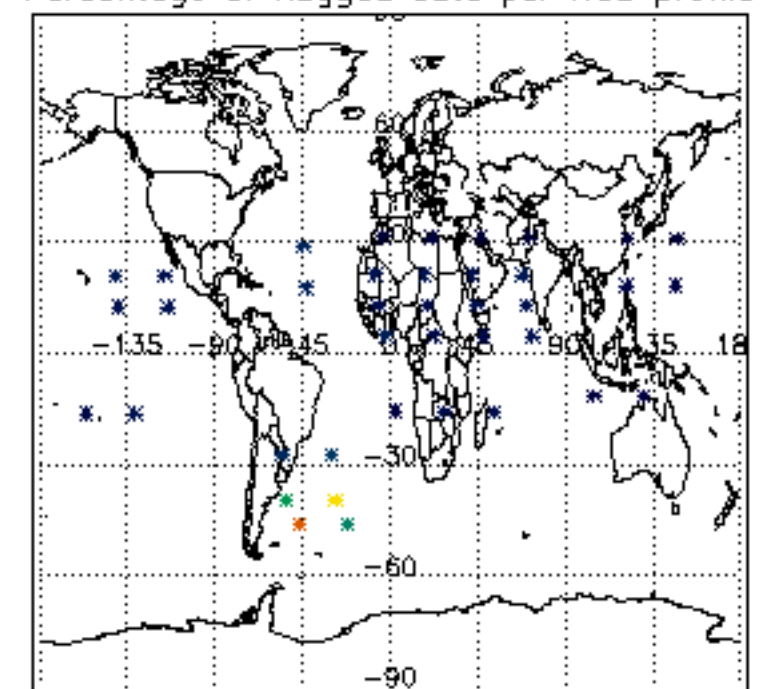
Percentage of flagged data per H2O profile

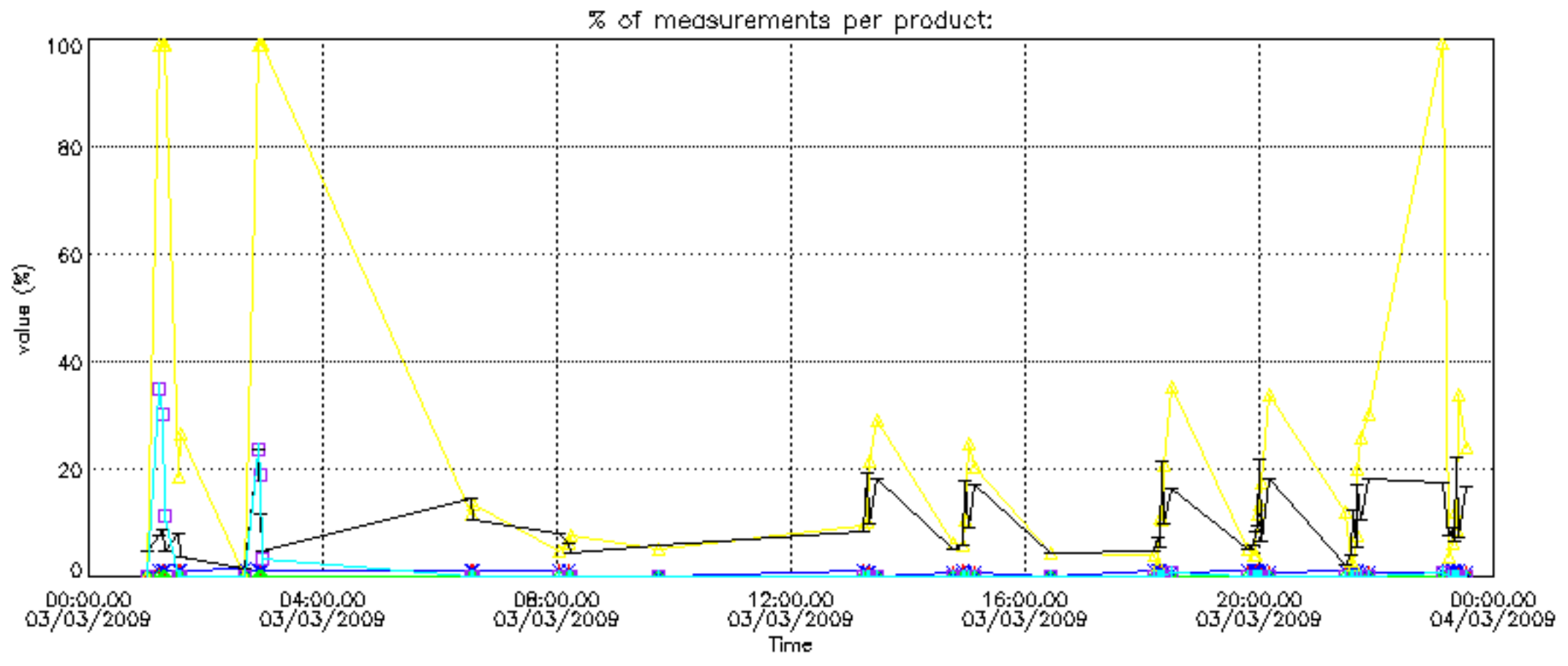


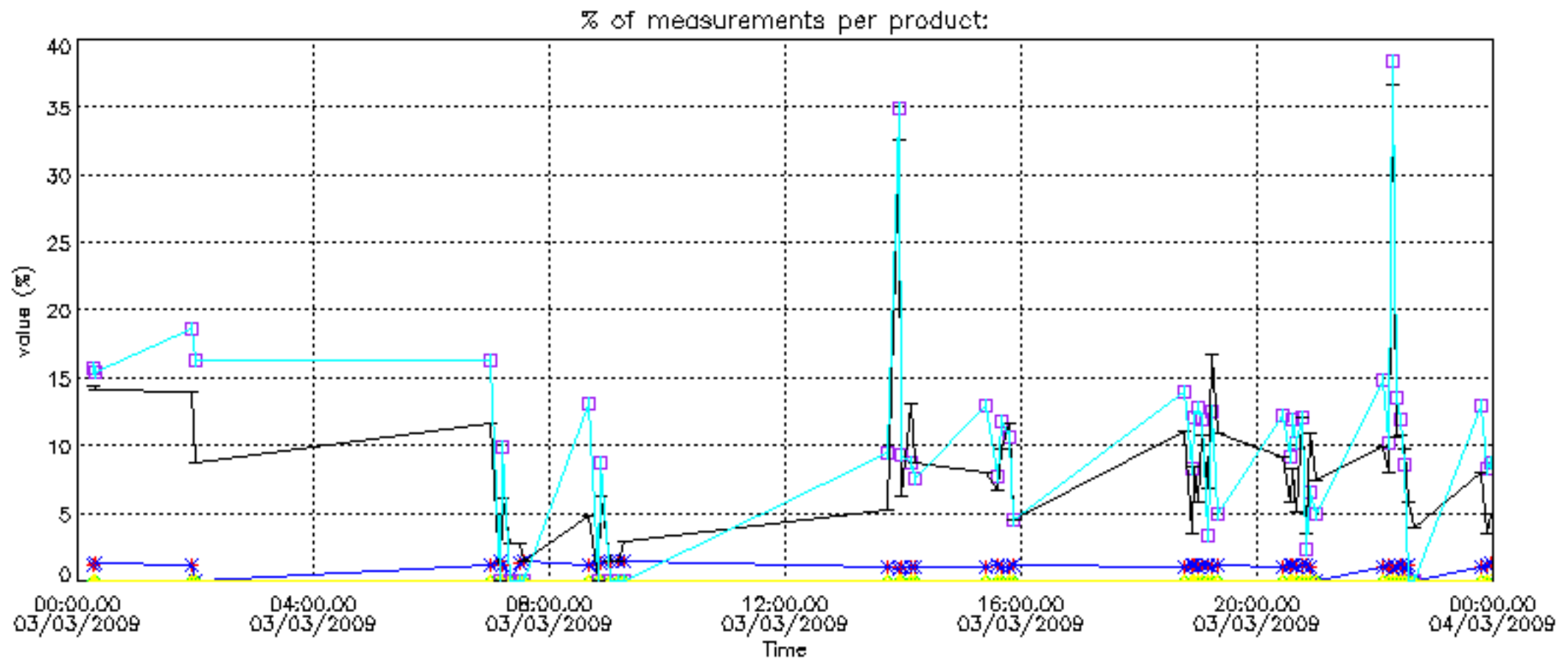
Percentage of flagged data per NO2 profile



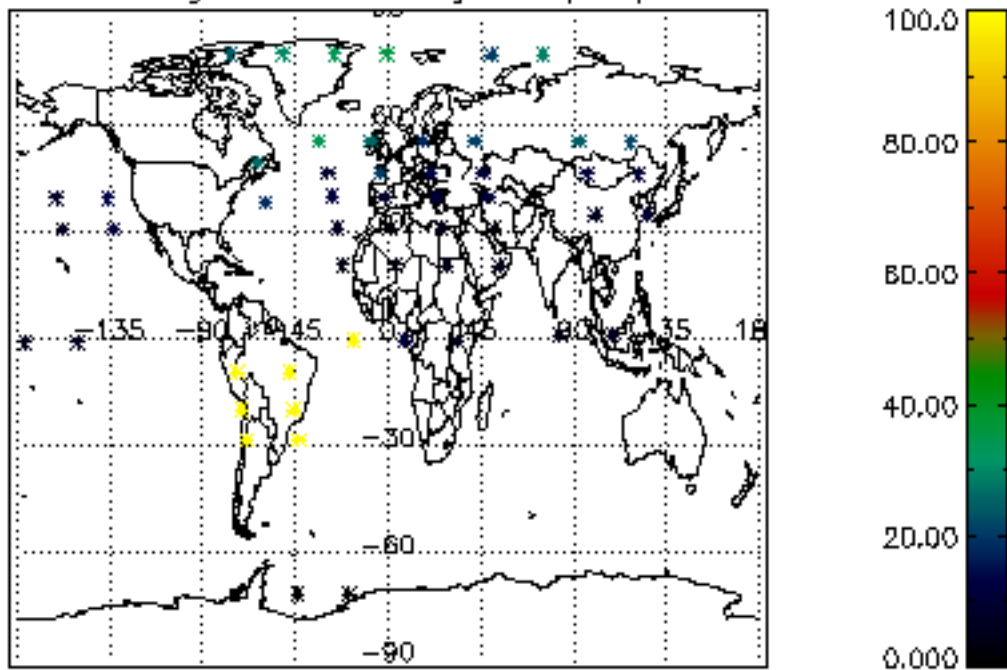
Percentage of flagged data per NO3 profile



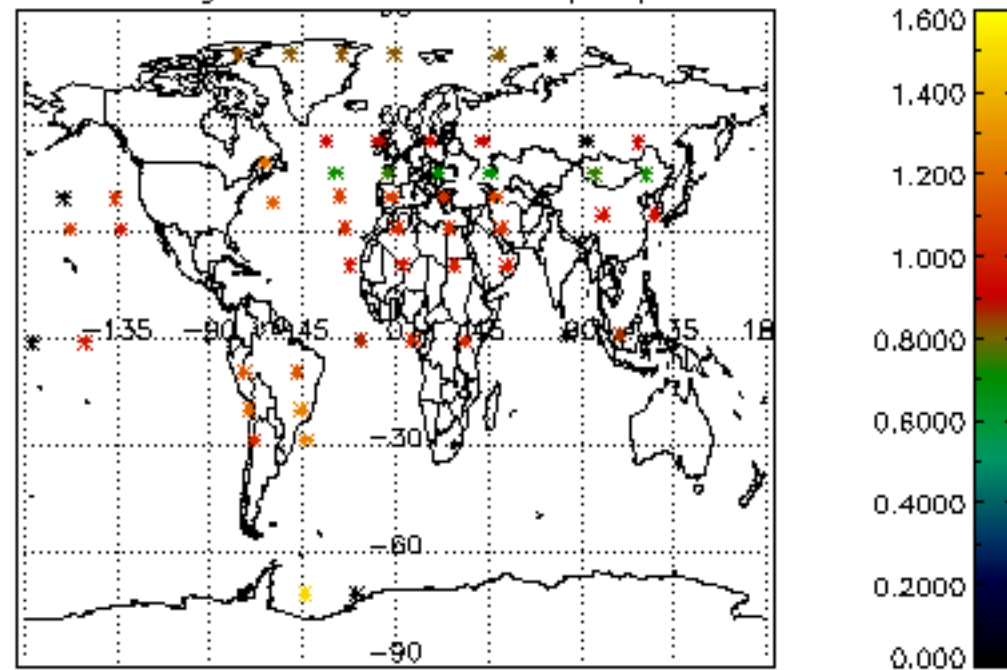




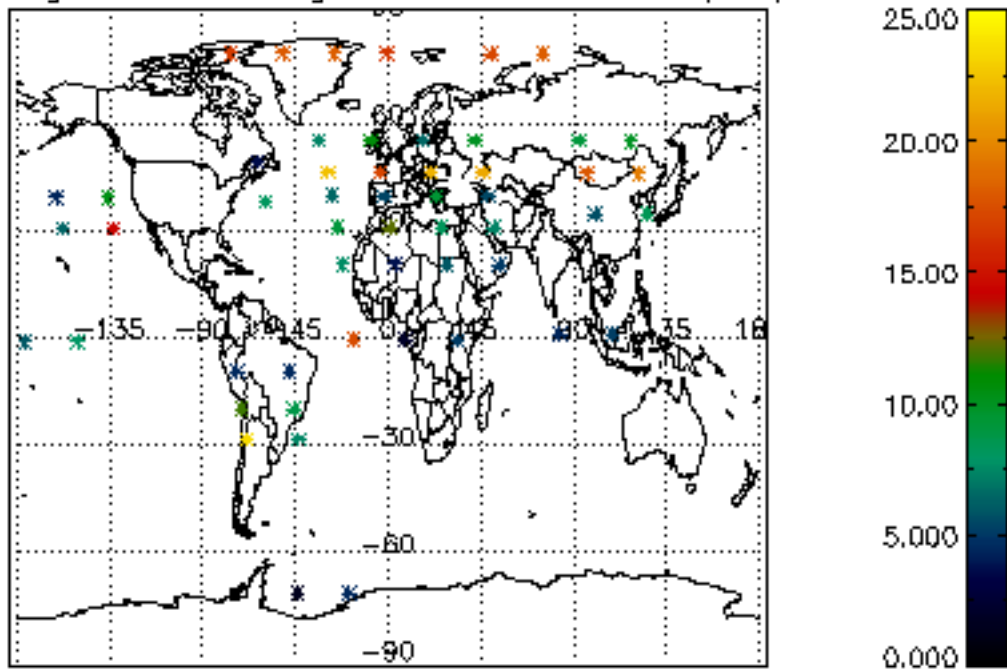
Percentage of cosmic ray hits per profile



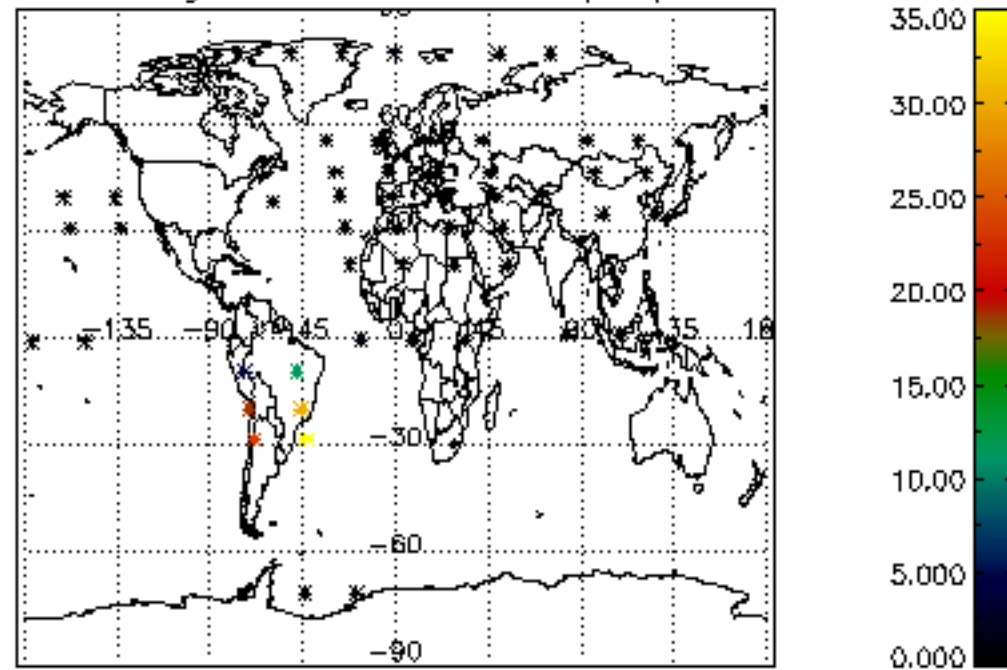
Percentage of datation errors per profile



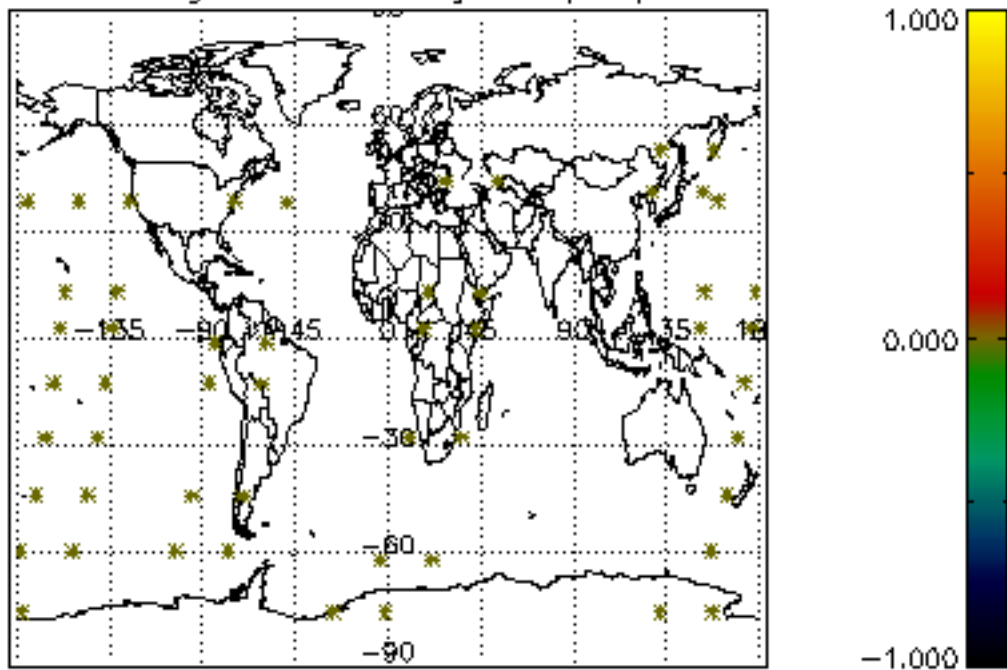
Percentage of star falling outside central band per profile



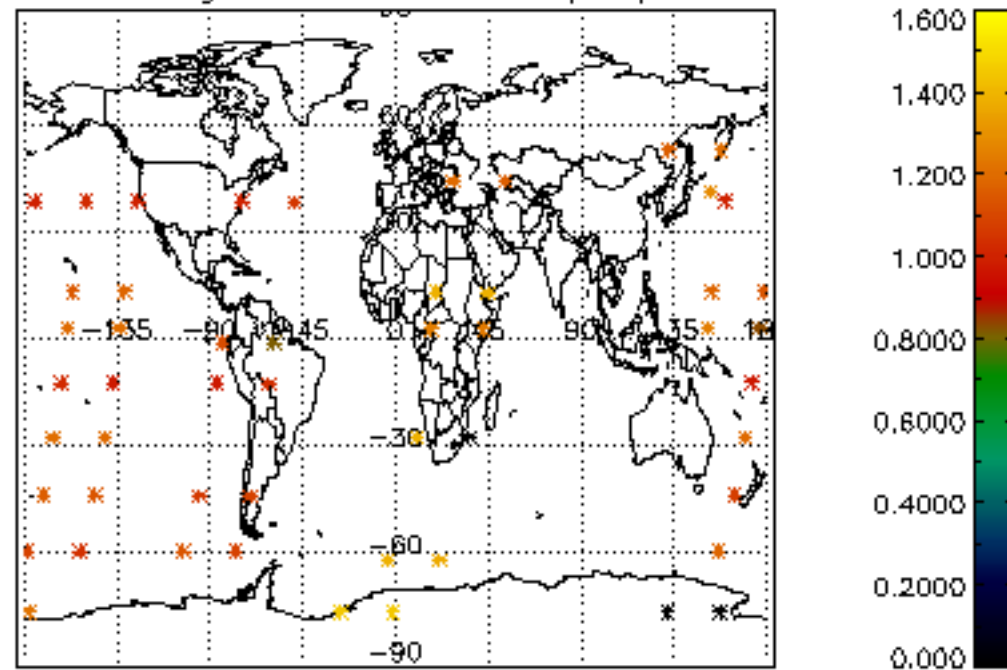
Percentage of saturation errors per profile



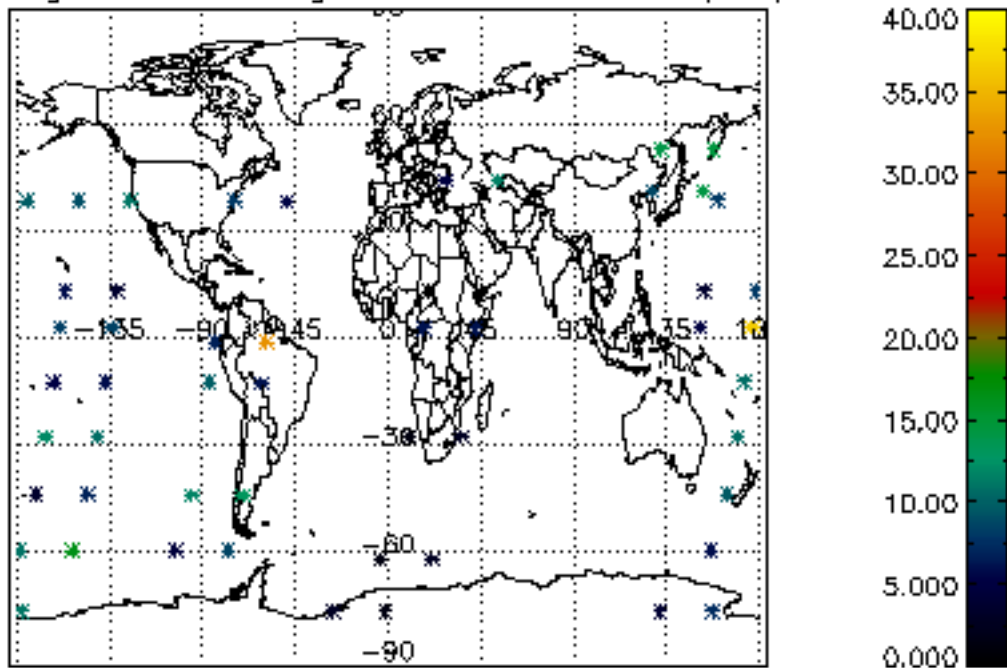
Percentage of cosmic ray hits per profile



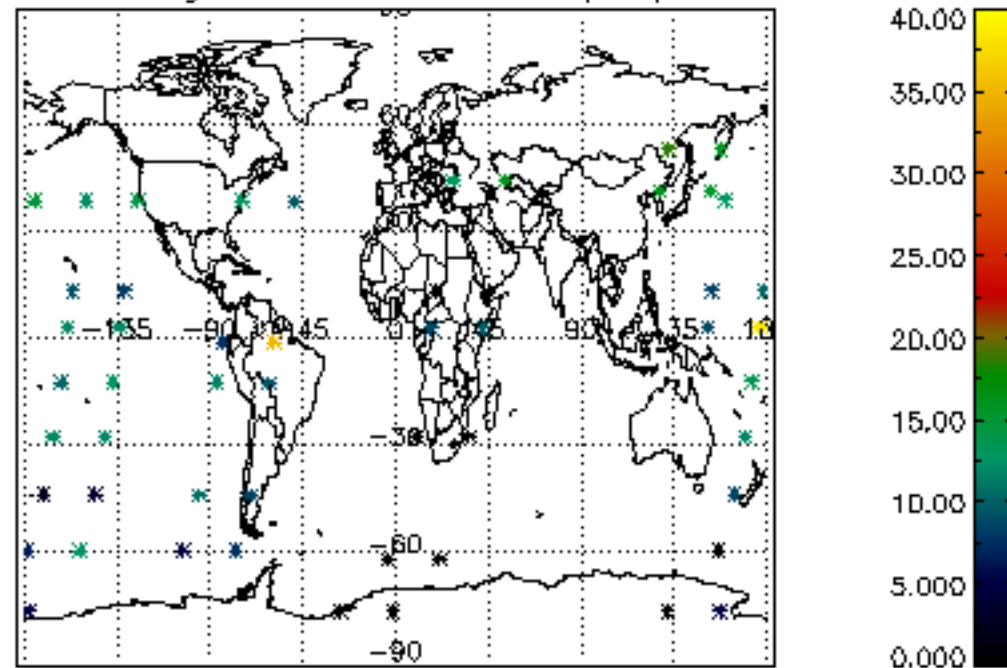
Percentage of datation errors per profile

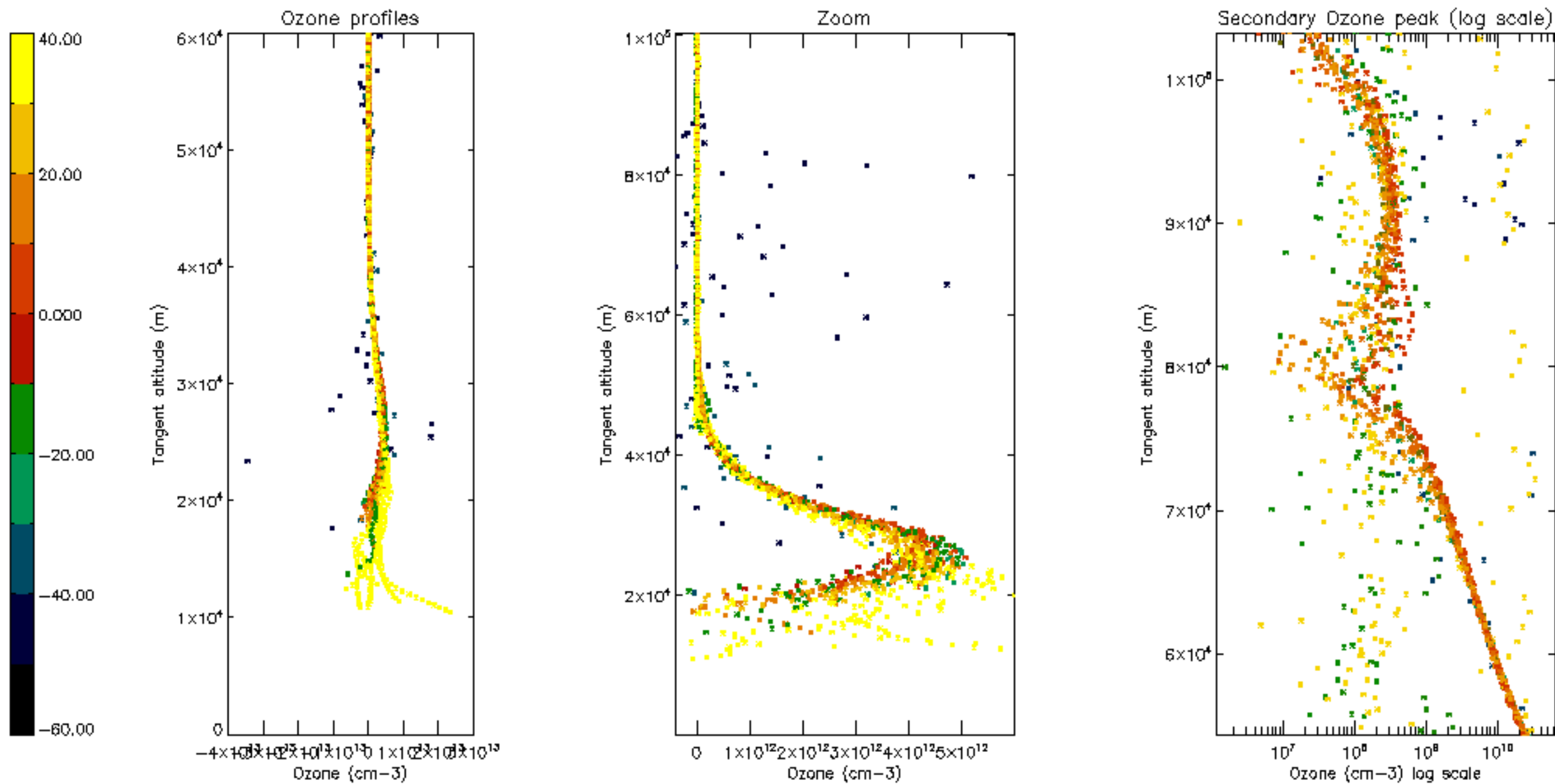


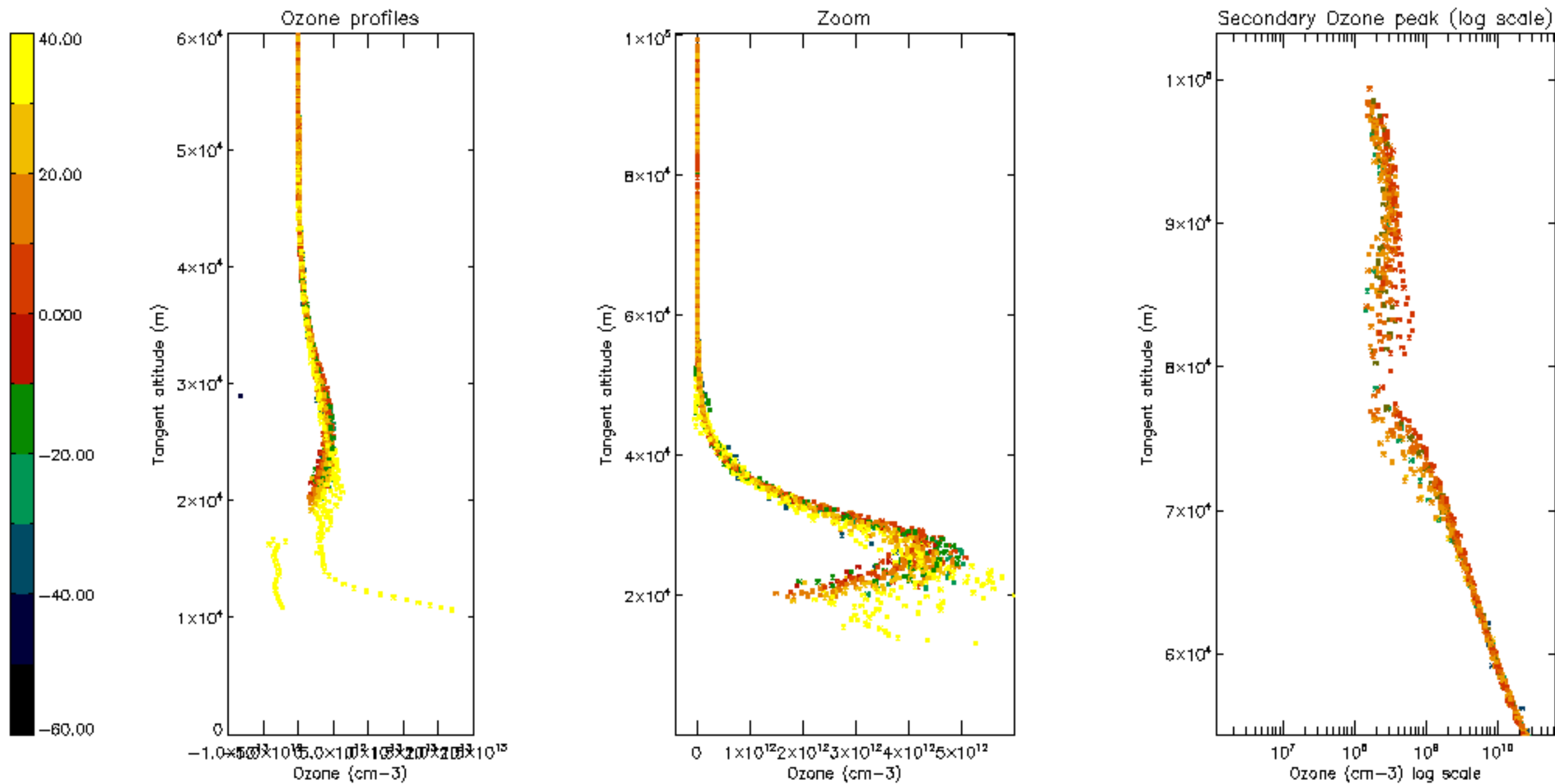
Percentage of star falling outside central band per profile

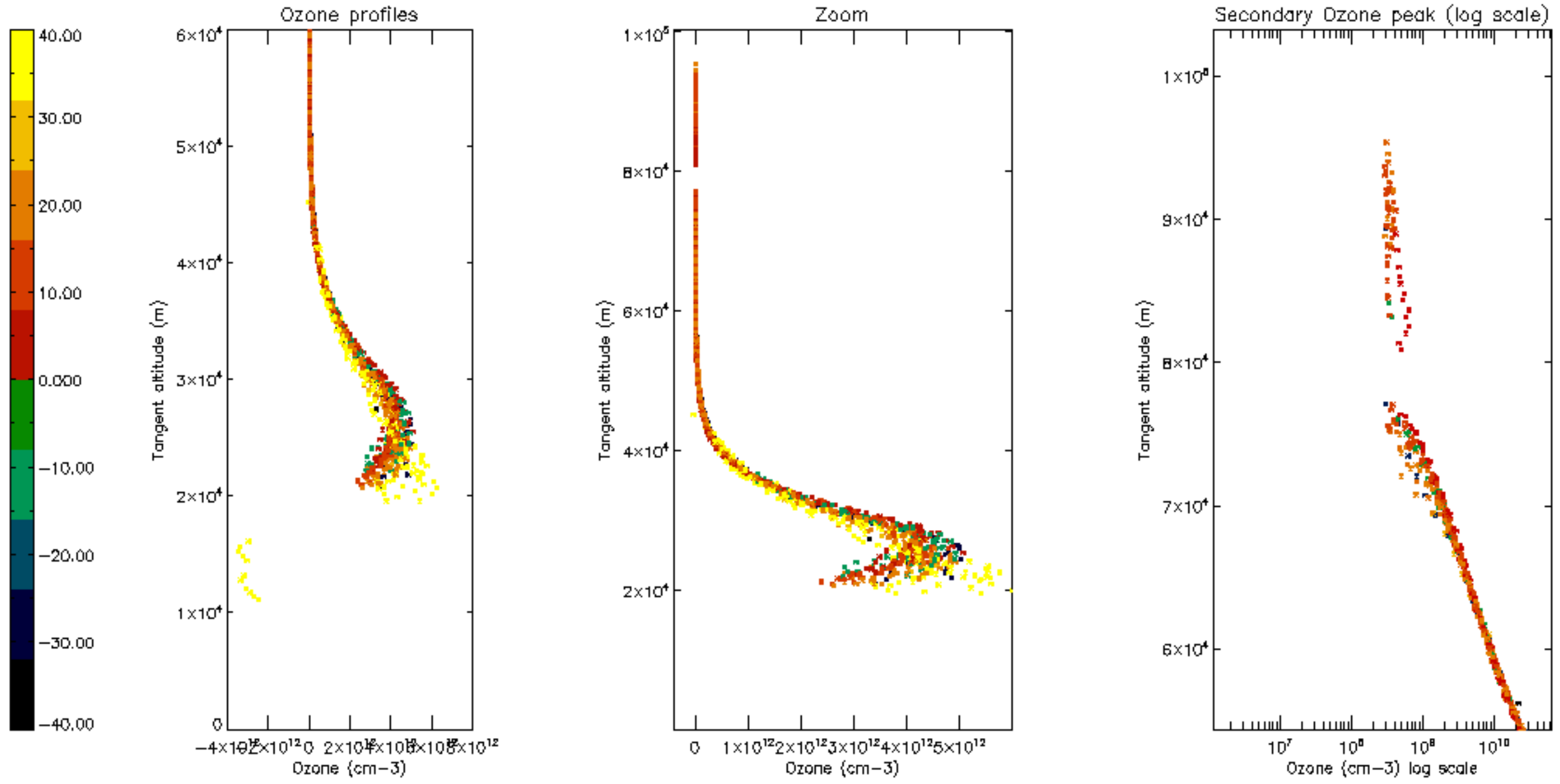


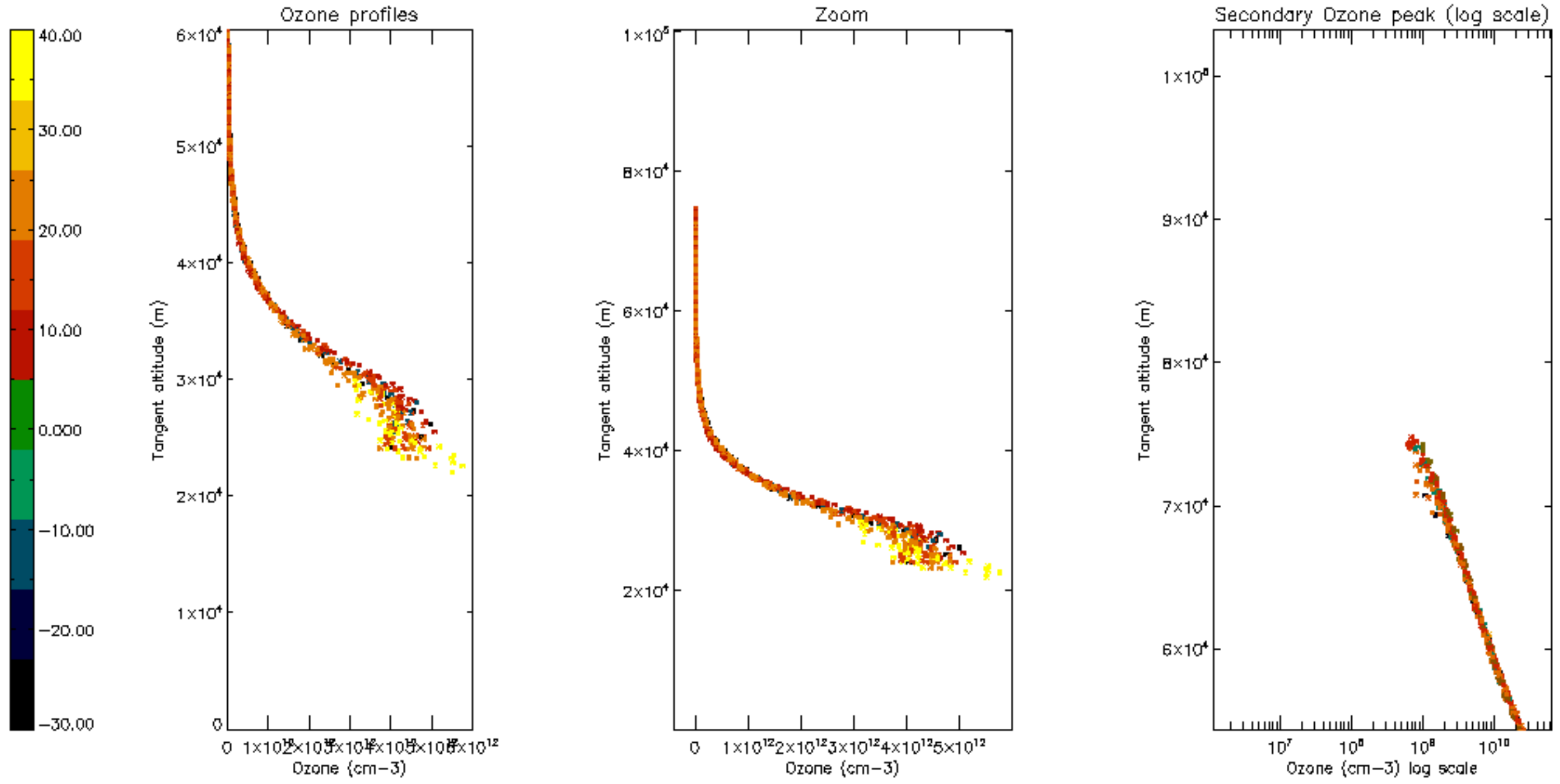
Percentage of saturation errors per profile

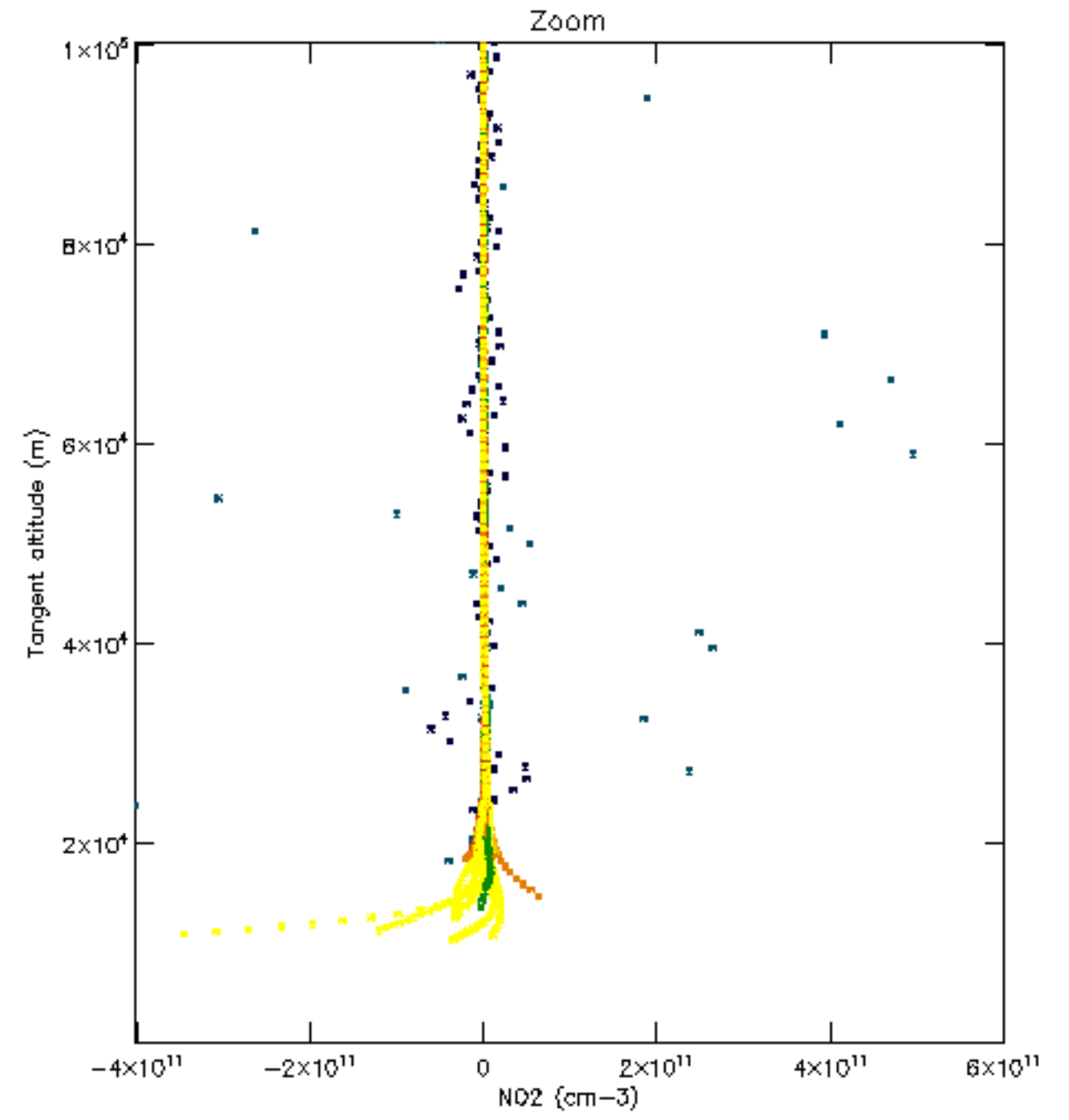
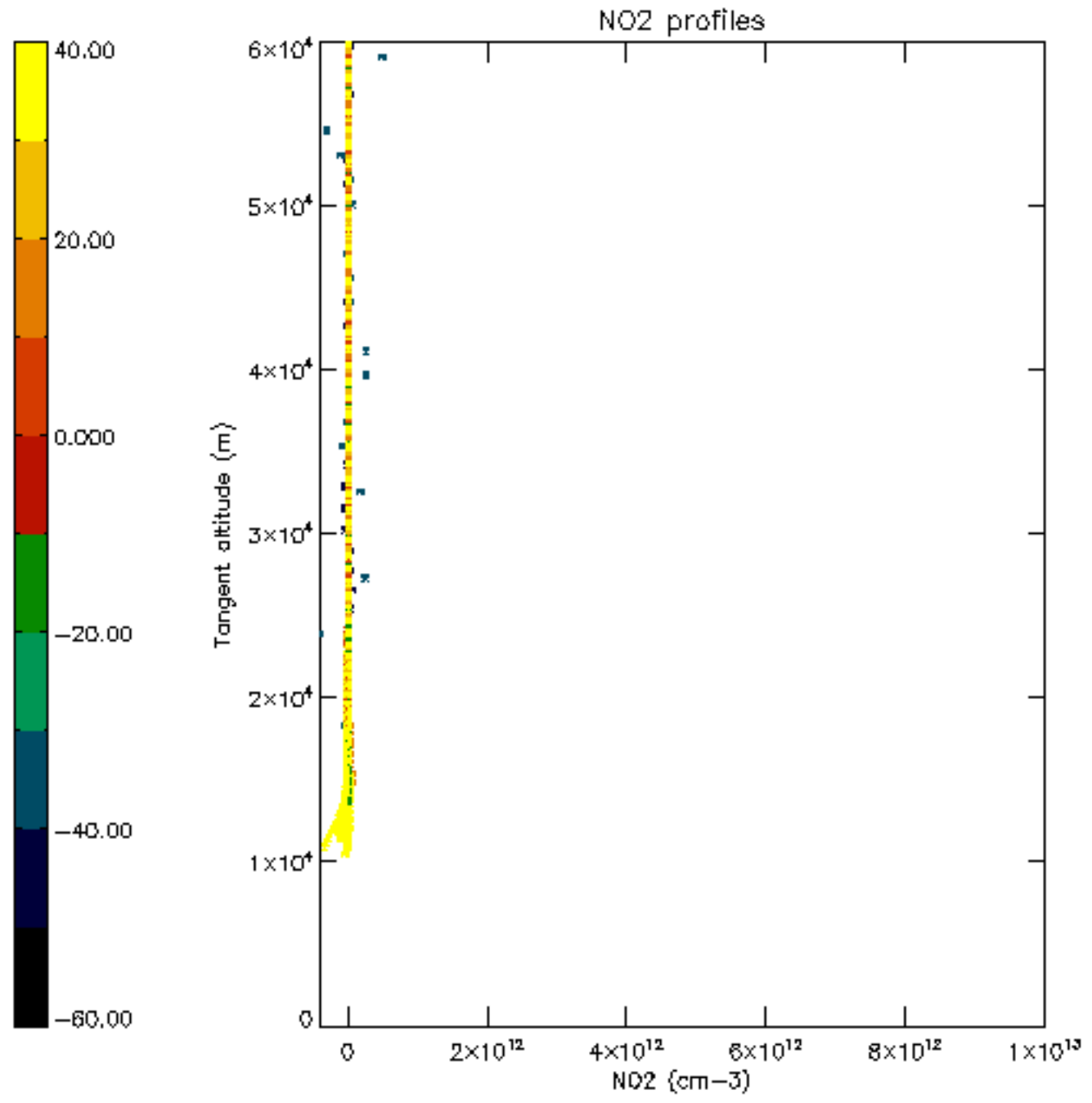


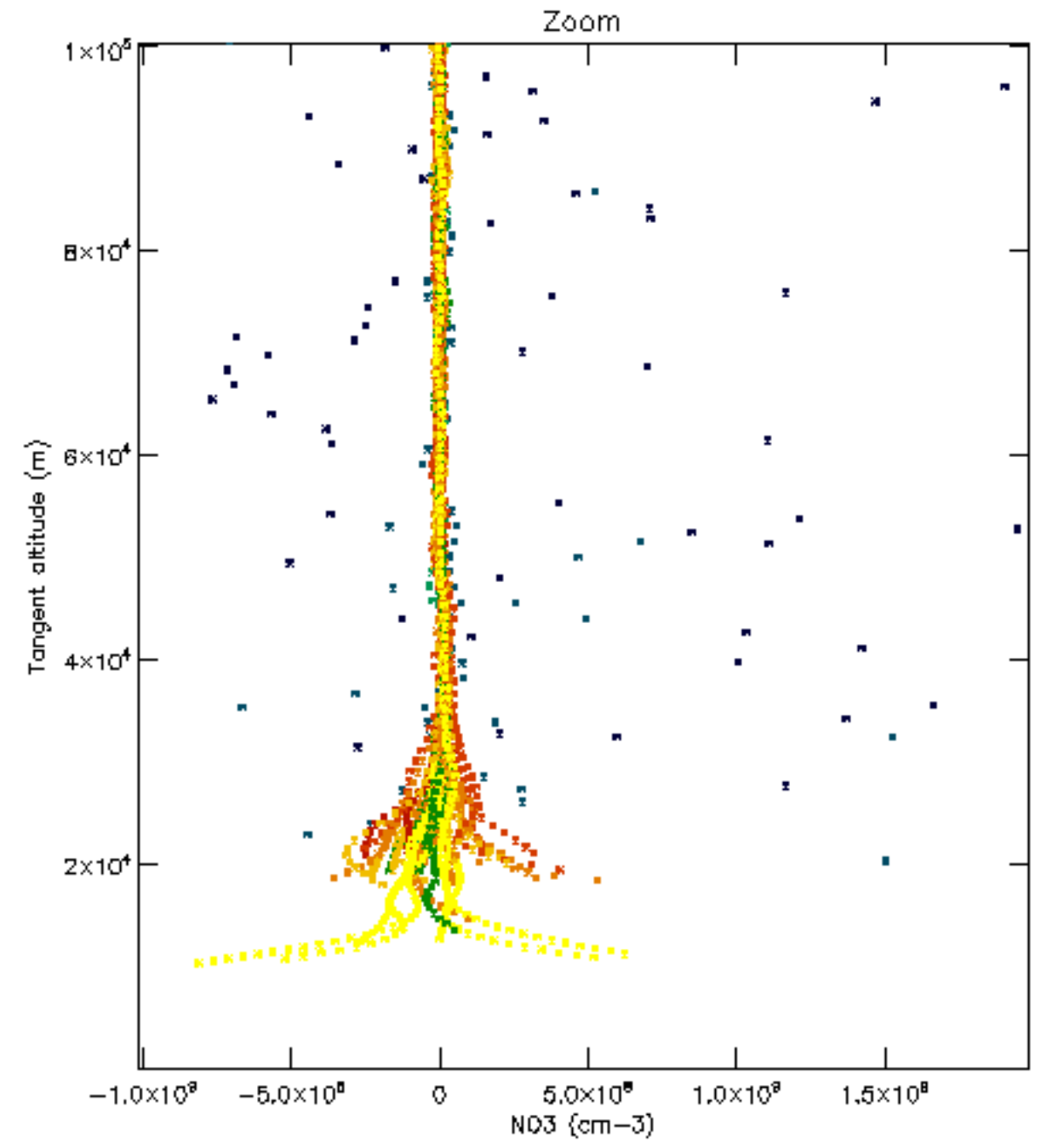
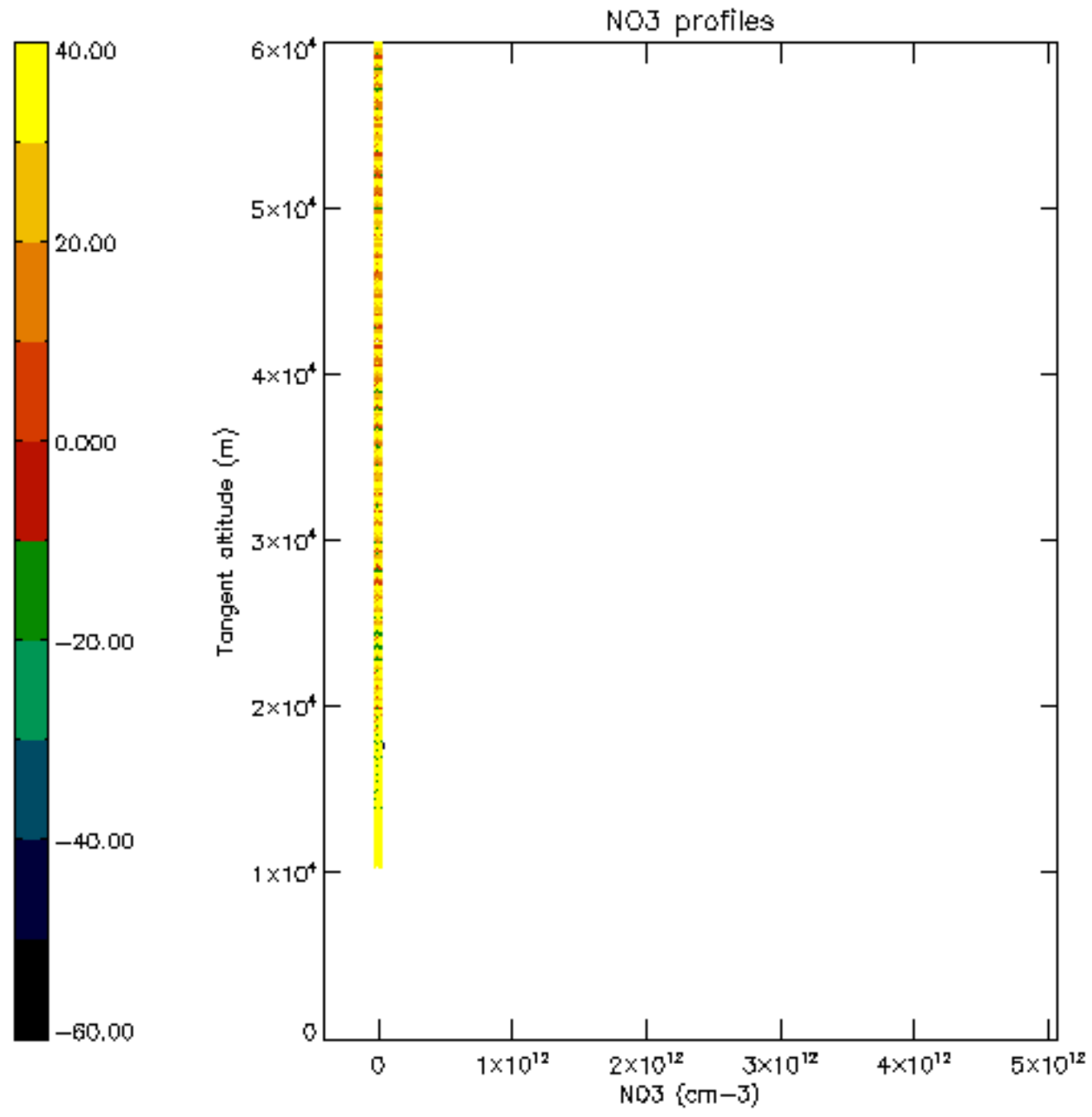


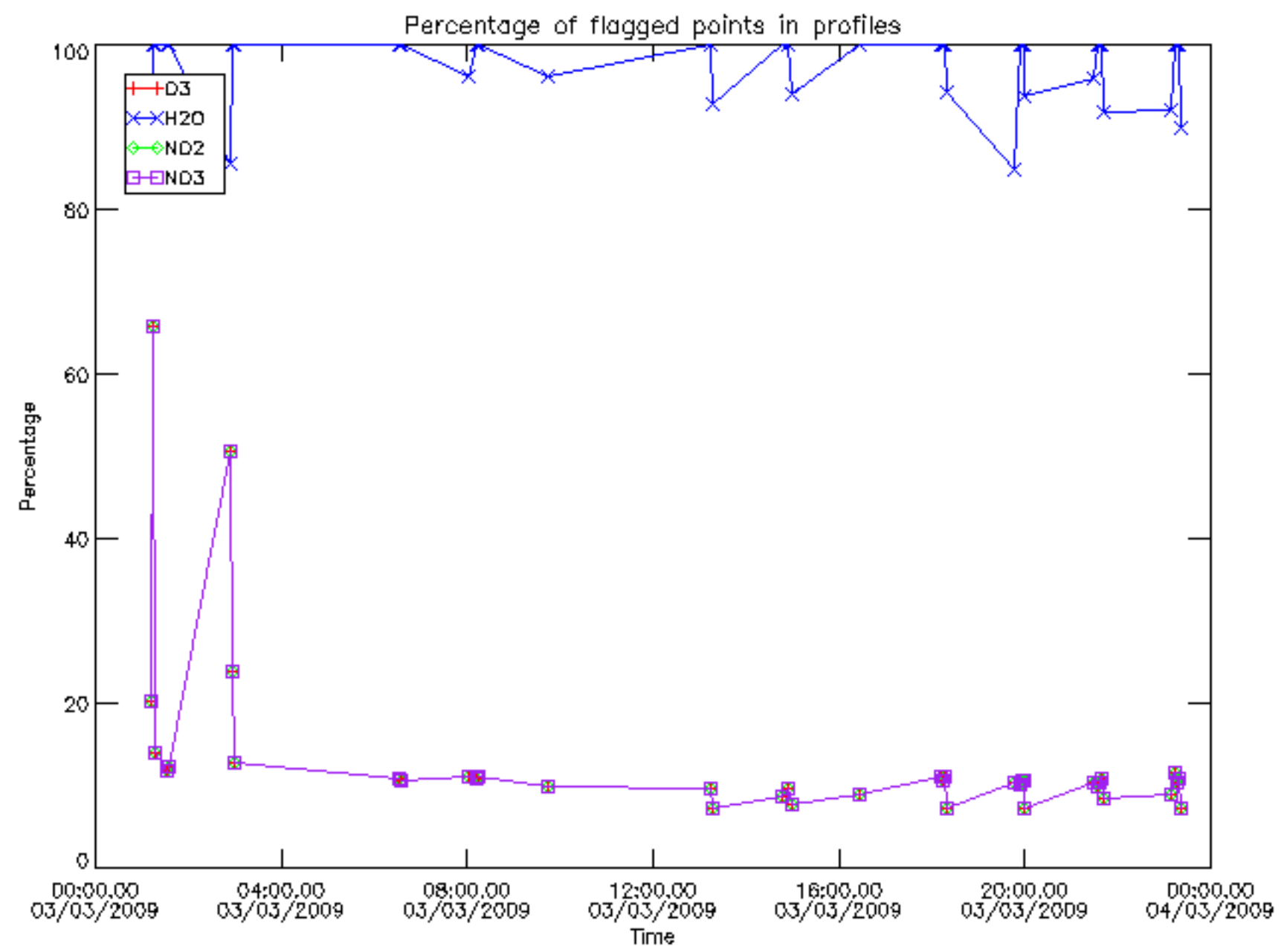




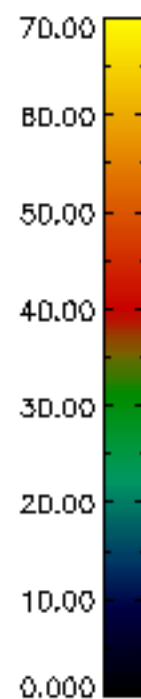
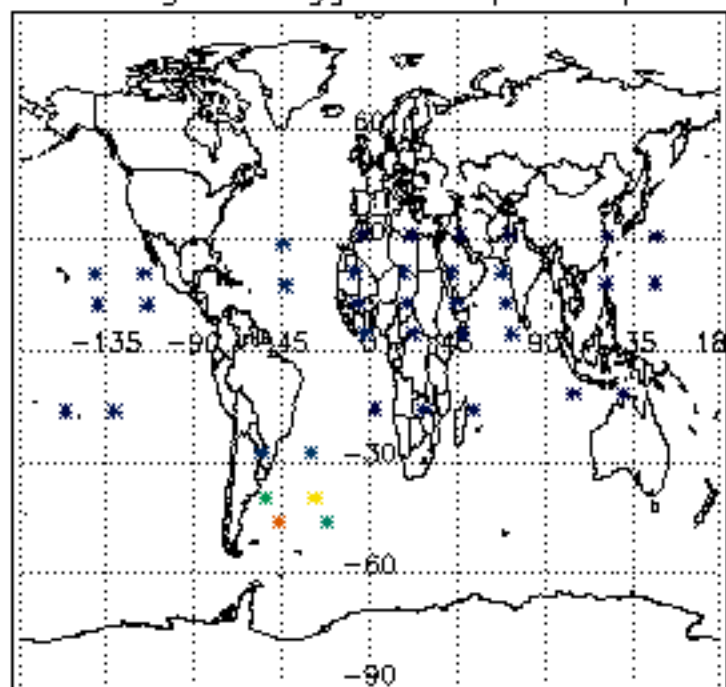




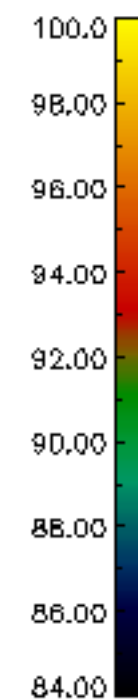
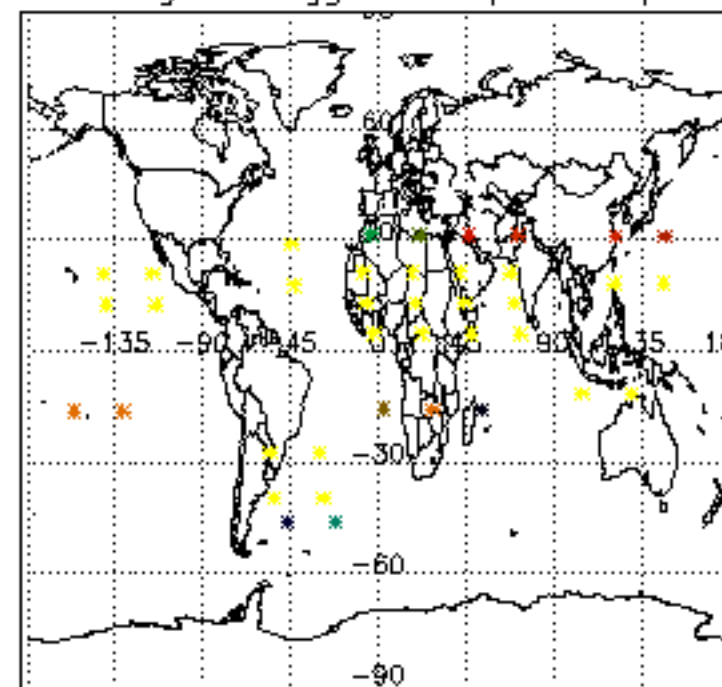




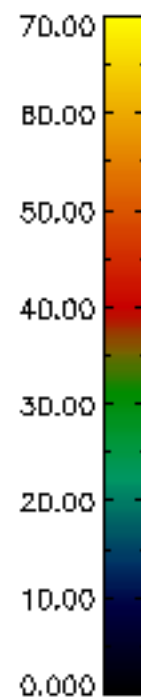
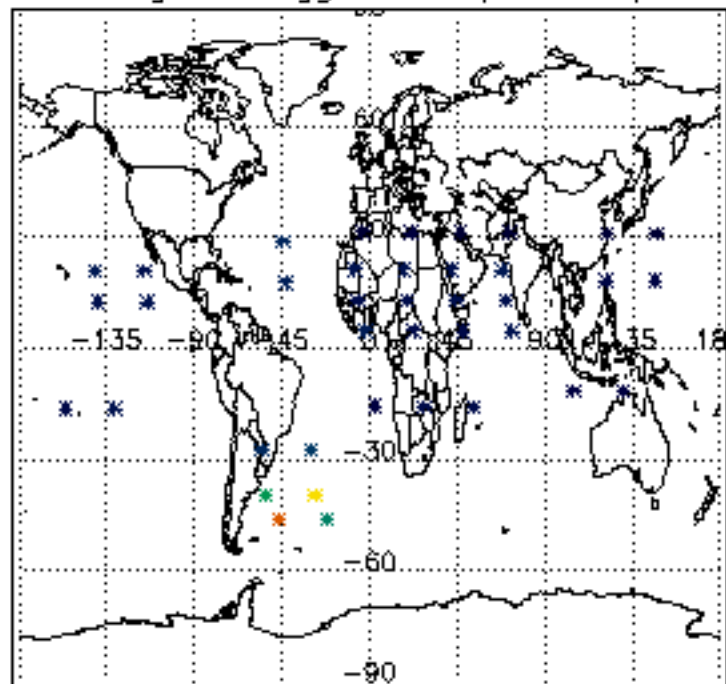
Percentage of flagged data per D3 profile



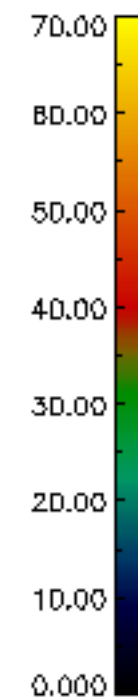
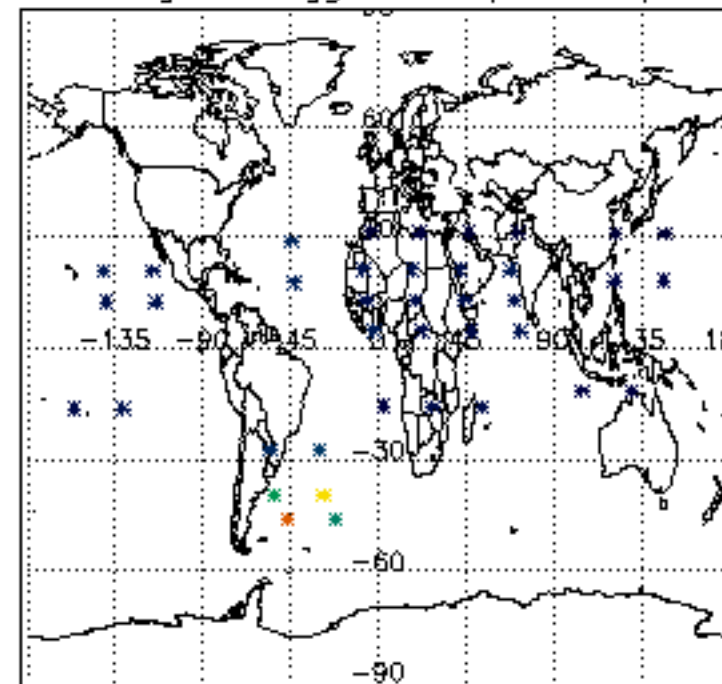
Percentage of flagged data per H2O profile

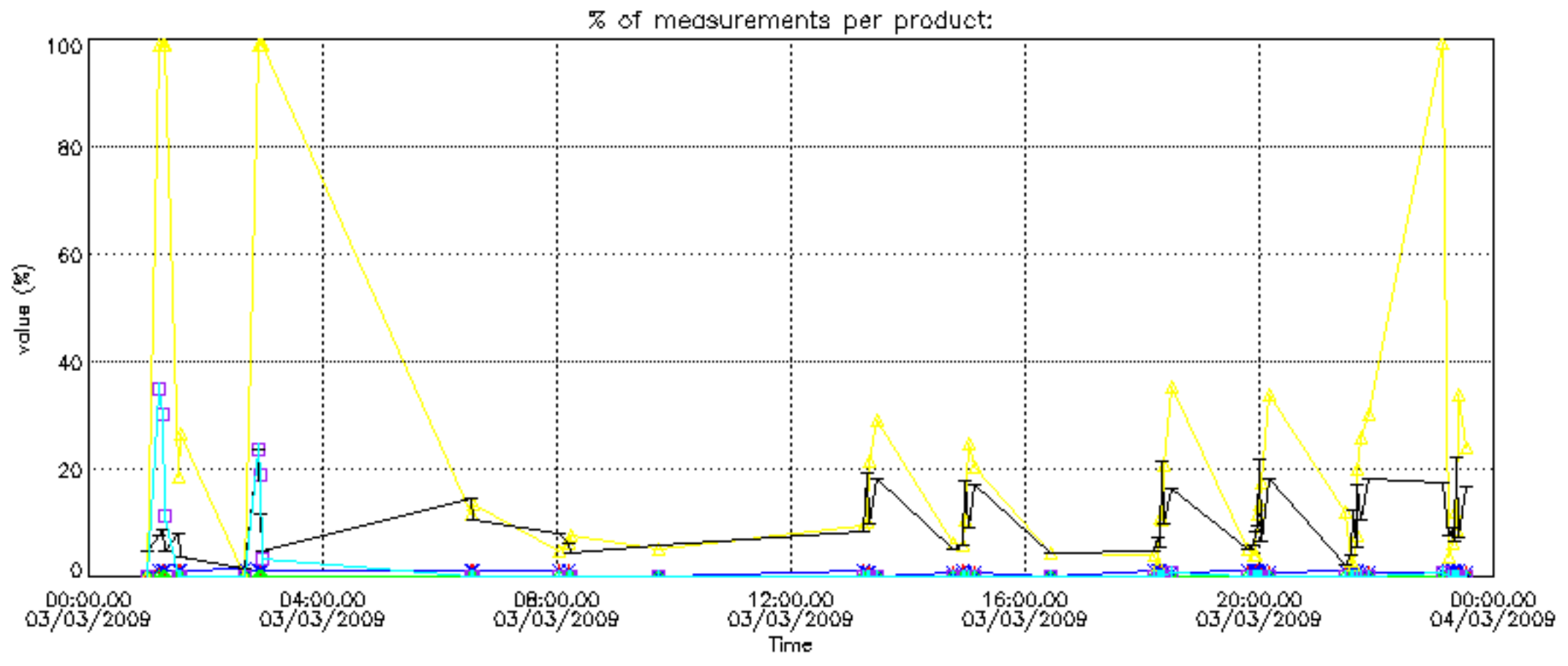


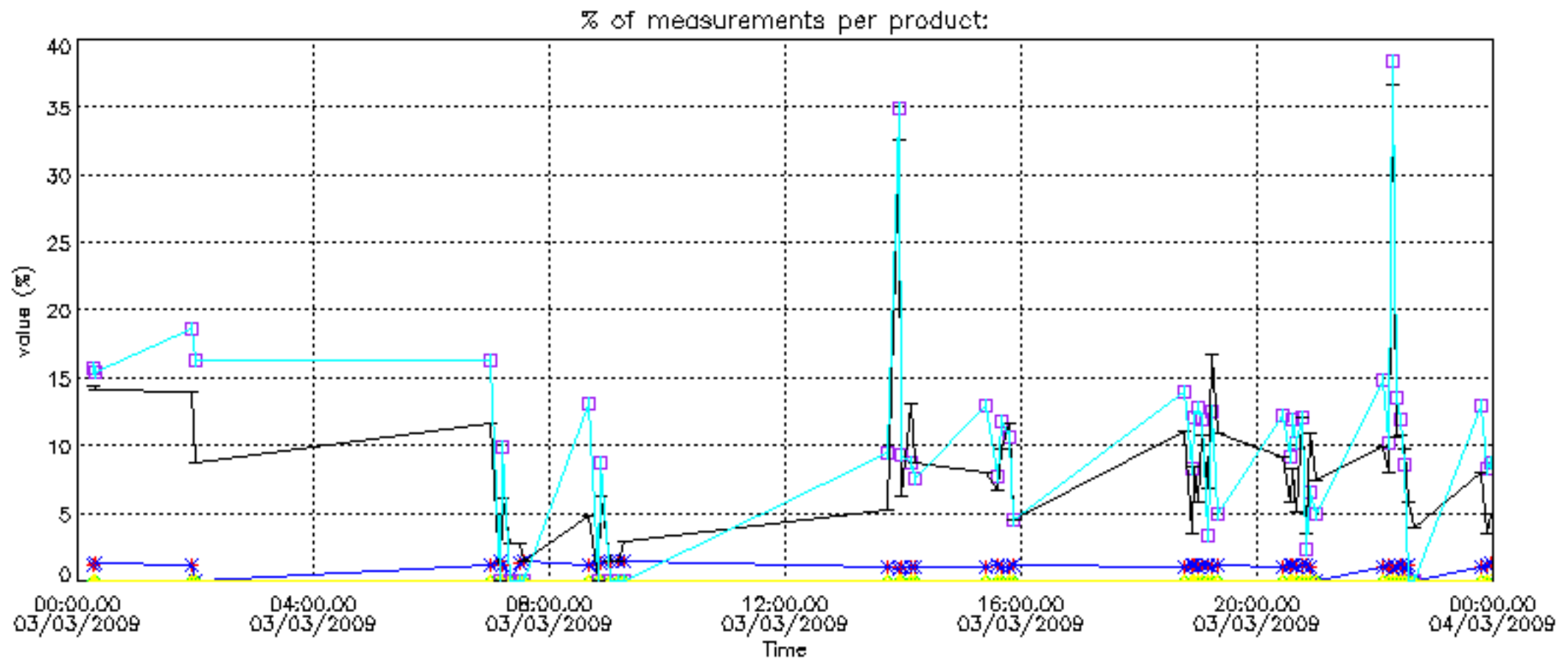
Percentage of flagged data per NO2 profile



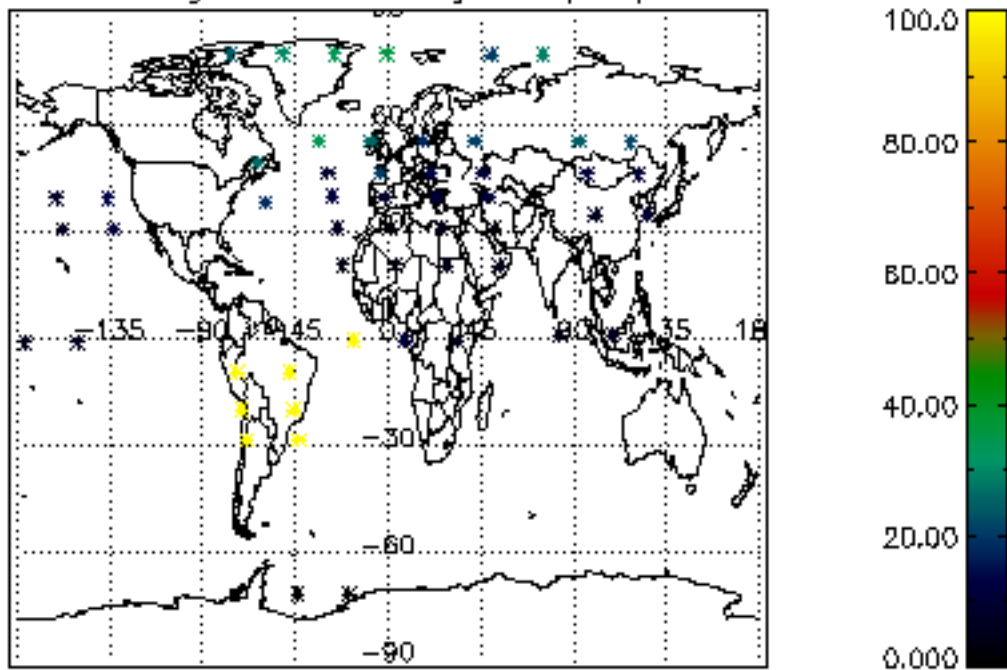
Percentage of flagged data per NO3 profile



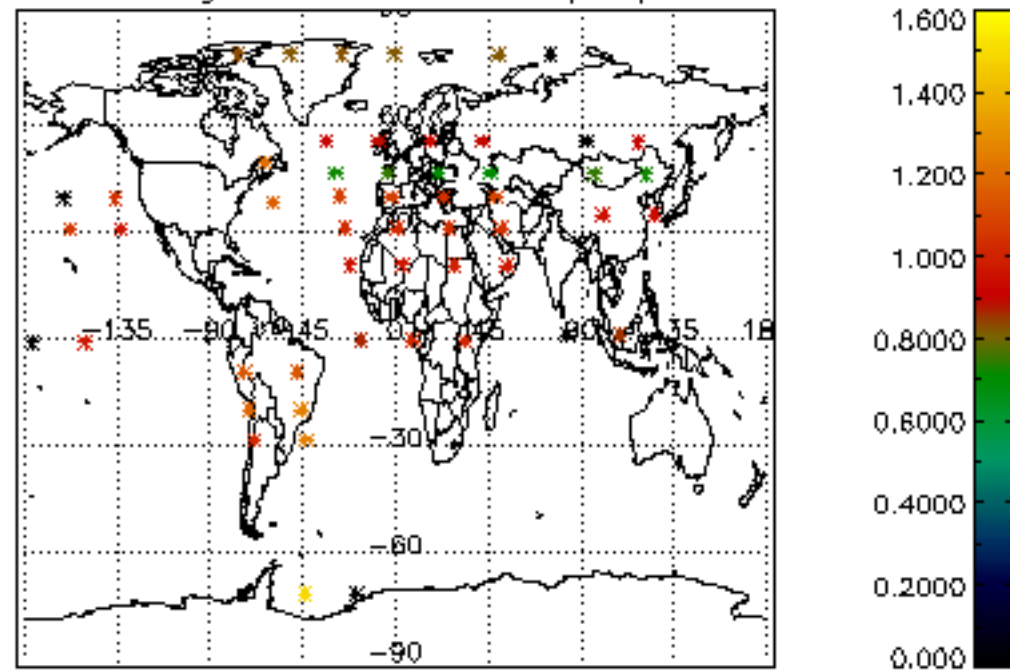




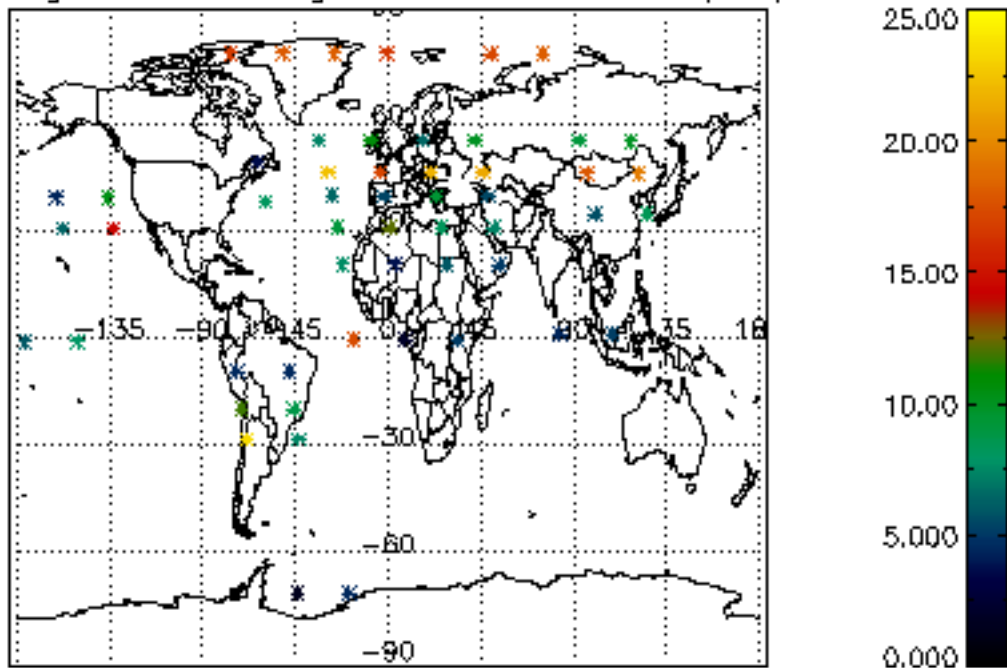
Percentage of cosmic ray hits per profile



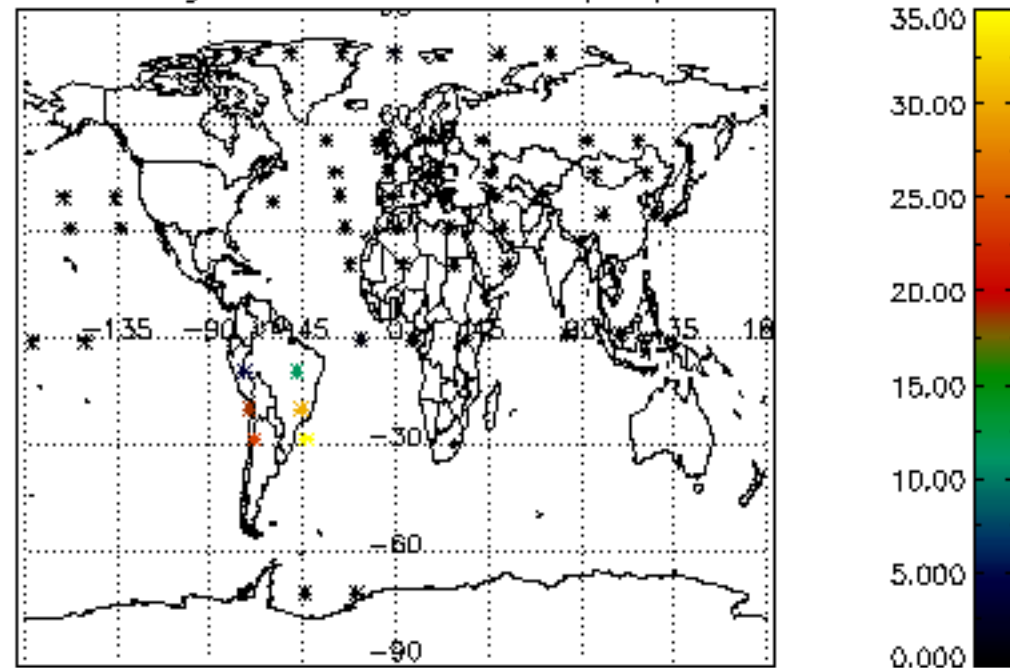
Percentage of datation errors per profile



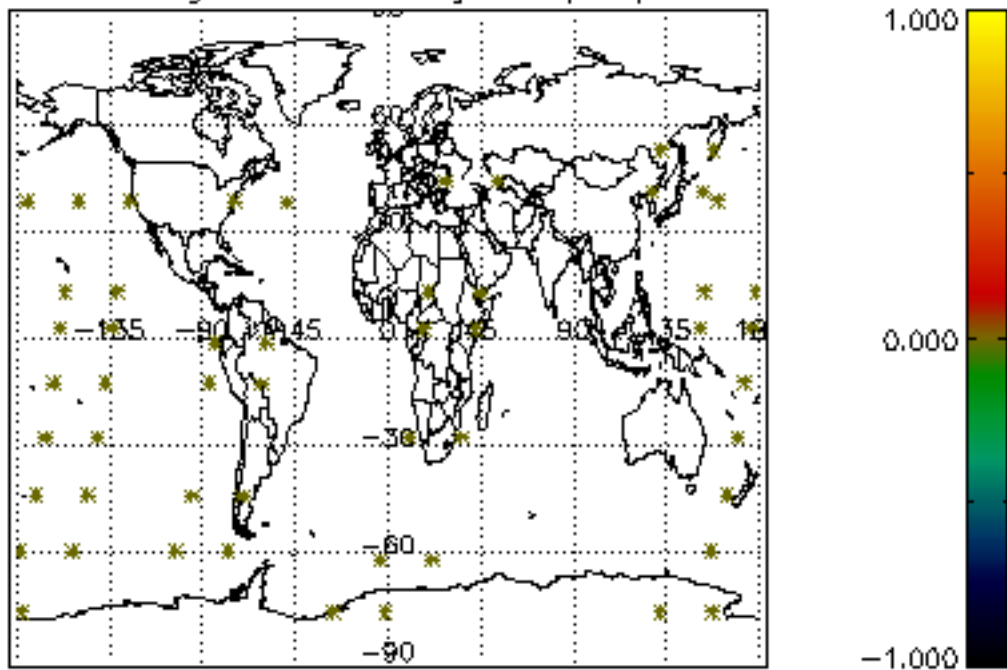
Percentage of star falling outside central band per profile



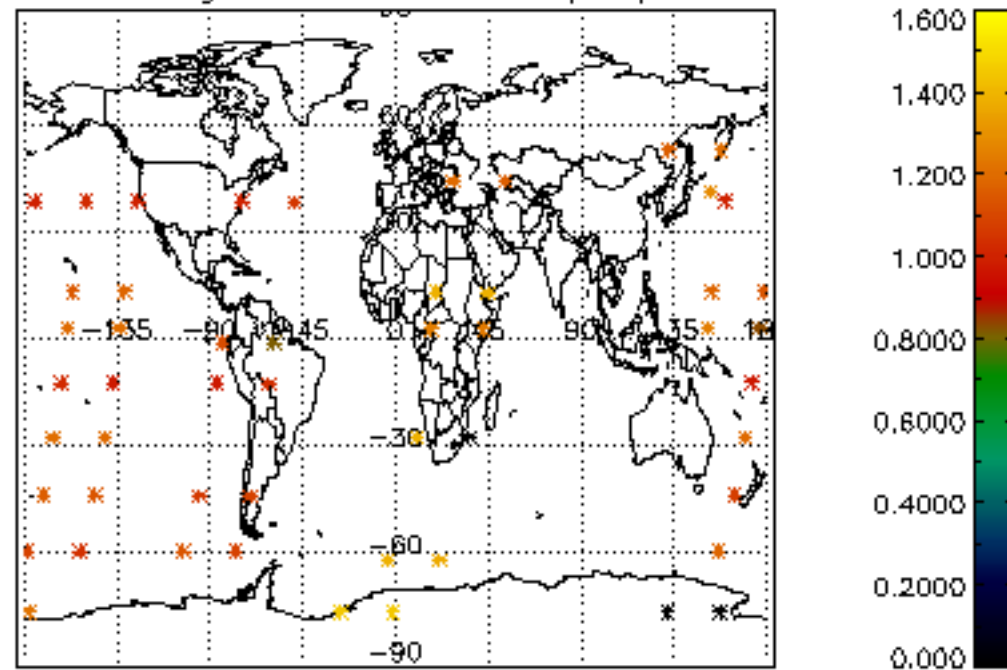
Percentage of saturation errors per profile



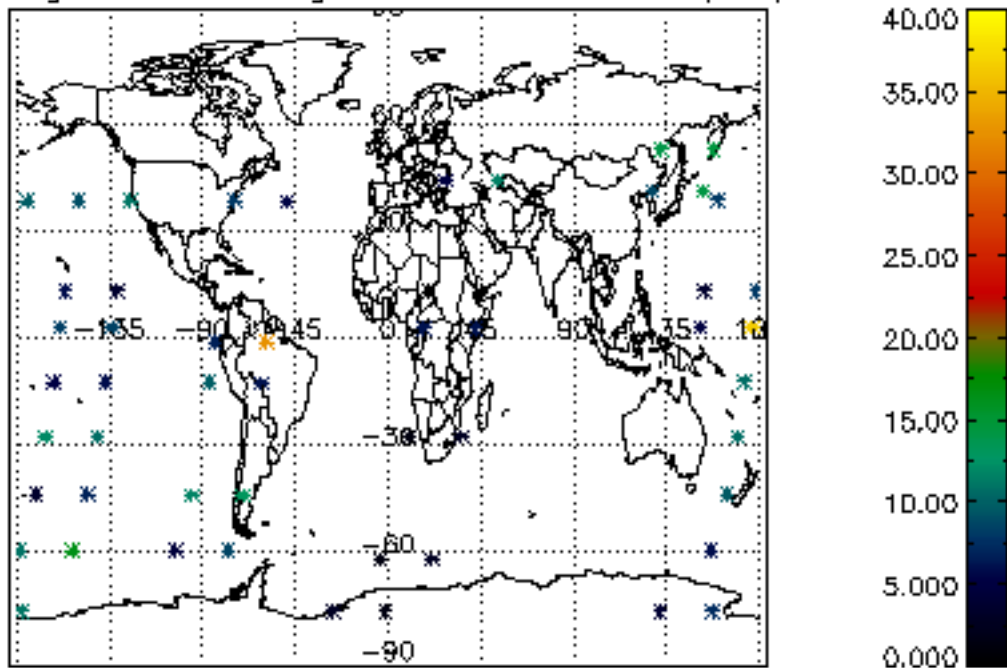
Percentage of cosmic ray hits per profile



Percentage of datation errors per profile



Percentage of star falling outside central band per profile



Percentage of saturation errors per profile

