

GOMOS Level 2 Daily Report

SUMMARY

[1. General Info](#)

[2. Summary of processed GOM_NL_2P products](#)

[3. Level 2 Quality information per product](#)

[3.1 Plot of level 2 quality information per product \(time dependant\)](#)

[3.2 Plot of level 2 quality information per product \(world map\)](#)

[4. Level 1 Quality information per product \(stored on level 2 products\)](#)

[4.1 Plot of level 1 quality information per product \(time dependant\)](#)

[4.1.1 Plot of level 1 quality information per product \(time dependant\): ASCENDING](#)

[4.1.2 Plot of level 1 quality information per product \(time dependant\): DESCENDING](#)

[4.2 Plot of level 1 quality information per product \(world map\)](#)

[4.2.1 Plot of level 1 quality information per product \(world map\): ASCENDING](#)

[4.2.2 Plot of level 1 quality information per product \(world map\): DESCENDING](#)

[5. Ozone profiles based on quality statistics and other trace gas profiles](#)

[5.1 Ozone statistics based on quality of products](#)

[5.2 Plot ozone profiles for all STD \(dark without errors\)](#)

[5.3 Plot ozone profiles where STD < 20% \(dark without errors\)](#)

[5.4. Plot ozone profiles where STD < 10% \(dark without errors\)](#)

[5.5. Plot ozone profiles where STD < 5% \(dark without errors\)](#)

[5.6 Plot NO2 profiles for all STD \(dark without errors\)](#)

[5.7 Plot NO3 profiles for all STD \(dark without errors\)](#)

[5.8 Plot H2O profiles \(only for occultations of stars 1,2,3,4,13,14,16,26,63 dark without errors\) for all STD](#)

[6. Auxiliary Data Files used for the production reported in section 2](#)

This report presents the daily analysis on parameters extracted from GOMOS level 2 data (GOM_NL__2P). It is intended to monitor some important parameters that will impact the quality of these products. A list of level 2 products (and content) that have arrived during the reporting day to the PCF is also given.

Item	Value
Time of report generation	25APR2013 08:48:13
Data source version	GOMOS/6.01
Start time of products	06-01-2009 (06JAN2009 00:00:00)
Stop time of products	07-01-2009 (07JAN2009 00:00:00)
Store outputs in DB	Yes
Nb of level 2 prods	464
Nb of prods with errors	0

2. Summary of processed GOM_NL__2P products.

Nr	Filename	UTC Start time	Limb	Duration	Star Id	Star Name	Star Mag	Star Temp	Nb Meas	Orbit	Prod. error
1	GOM_NL__2PRFIN20090106_000112_000000352075_00202_35827_1412.N1	06-JAN-2009 00:01:12	Bright	35.000	60	7Bet UMi	2.0810	3950.0	70	35827	No
2	GOM_NL__2PRFIN20090106_000513_000000372075_00202_35827_1413.N1	06-JAN-2009 00:05:13	Bright	37.000	119	14Eta Dra	2.7270	4700.0	74	35827	No
3	GOM_NL__2PRFIN20090106_000730_000000372075_00202_35827_1414.N1	06-JAN-2009 00:07:30	Bright	37.000	130	23Bet Dra	2.7990	5800.0	74	35827	No
4	GOM_NL__2PRFIN20090106_001343_000000352075_00202_35827_1415.N1	06-JAN-2009 00:13:43	Bright	34.500	133	40Zet Her	2.8070	6000.0	69	35827	No
5	GOM_NL__2PRFIN20090106_001549_000000552075_00202_35827_1416.N1	06-JAN-2009 00:15:49	Bright	55.000	67	5Alp CrB	2.2210	11000.	110	35827	No
6	GOM_NL__2PRFIN20090106_002144_000000562075_00202_35827_1417.N1	06-JAN-2009 00:21:44	Bright	56.000	102	24Alp Ser	2.6000	4250.0	112	35827	No
7	GOM_NL__2PRFIN20090106_002359_000000352075_00202_35827_1418.N1	06-JAN-2009 00:23:59	Bright	35.000	120	1Del Oph	2.7340	3200.0	70	35827	No
8	GOM_NL__2PRFIN20090106_002701_000000482075_00202_35827_1419.N1	06-JAN-2009 00:27:01	Bright	48.000	104	27Bet Lib	2.6140	13100.	96	35827	No
9	GOM_NL__2PRFIN20090106_002926_000000432075_00202_35827_1420.N1	06-JAN-2009 00:29:26	Twilight	43.000	80	7Del Sco	2.3160	30000.	86	35827	No
10	GOM_NL__2PRFIN20090106_003749_000000402075_00202_35827_1421.N1	06-JAN-2009 00:37:49	Dark	40.000	78	Alp Lup	2.3040	28000.	80	35827	No
11	GOM_NL__2PRFIN20090106_004314_000000452075_00203_35828_1405.N1	06-JAN-2009 00:43:14	Dark	44.500	64	Gam Cen	2.2000	10600.	89	35828	No
12	GOM_NL__2PRFIN20090106_004453_000000502075_00203_35828_1406.N1	06-JAN-2009 00:44:53	Dark	49.500	12	Alp1Cru	0.77500	30000.	99	35828	No
13	GOM_NL__2PRFIN20090106_004814_000000402075_00203_35828_1407.N1	06-JAN-2009 00:48:14	Dark	39.500	124	The Car	2.7640	30000.	79	35828	No
14	GOM_NL__2PRFIN20090106_004959_000000402075_00203_35828_1408.N1	06-JAN-2009 00:49:59	Dark	40.000	29	Bet Car	1.6720	10200.	80	35828	No
15	GOM_NL__2PRFIN20090106_005135_000000412075_00203_35828_1409.N1	06-JAN-2009 00:51:35	Dark	40.500	71	lot Car	2.2460	7700.0	81	35828	No
16	GOM_NL__2PRFIN20090106_005703_000000452075_00203_35828_1410.N1	06-JAN-2009 00:57:03	Dark	44.500	2	Alp Car	-0.73600	7000.0	89	35828	No
17	GOM_NL__2PRFIN20090106_005829_000000432075_00203_35828_1411.N1	06-JAN-2009 00:58:29	Dark	42.500	70	Zet Pup	2.2460	39000.	85	35828	No
18	GOM_NL__2PRFIN20090106_010024_000000442075_00203_35828_1412.N1	06-JAN-2009 01:00:24	Dark	43.500	117	Pi Pup	2.7060	3800.0	87	35828	No
19	GOM_NL__2PRFIN20090106_010305_000000462075_00203_35828_1413.N1	06-JAN-2009 01:03:05	Straylight	45.500	23	21Eps CMa	1.5020	26000.	91	35828	No
20	GOM_NL__2PRFIN20090106_010435_000000442075_00203_35828_1414.N1	06-JAN-2009 01:04:35	Straylight	43.500	179	24Omi2CMa	3.0320	24000.	87	35828	No
21	GOM_NL__2PRFIN20090106_010656_000000482075_00203_35828_1415.N1	06-JAN-2009 01:06:56	Straylight	47.500	1	9Alp CMa	-1.4400	11000.	95	35828	No
22	GOM_NL__2PRFIN20090106_010924_000000432075_00203_35828_1416.N1	06-JAN-2009 01:09:24	Straylight	43.000	56	53Kap Ori	2.0650	30000.	86	35828	No
23	GOM_NL__2PRFIN20090106_011152_000000432075_00203_35828_1417.N1	06-JAN-2009 01:11:52	Straylight	42.500	30	46Eps Ori	1.6940	30000.	85	35828	No
24	GOM_NL__2PRFIN20090106_011416_000000502075_00203_35828_1418.N1	06-JAN-2009 01:14:16	Twilight	49.500	14	58Alp Ori	0.87000	3000.0	99	35828	No
25	GOM_NL__2PRFIN20090106_011713_000000462075_00203_35828_1419.N1	06-JAN-2009 01:17:13	Twilight	46.000	44	24Gam Gem	1.9280	11000.	92	35828	No
26	GOM_NL__2PRFIN20090106_011853_000000452075_00203_35828_1420.N1	06-JAN-2009 01:18:53	Bright	44.500	151	13Mu Gem	2.8900	3000.0	89	35828	No
27	GOM_NL__2PRFIN20090106_012019_000000372075_00203_35828_1421.N1	06-JAN-2009 01:20:19	Bright	37.000	28	12Bet Tau	1.6500	15200.	74	35828	No
28	GOM_NL__2PRFIN20090106_012142_000000382075_00203_35828_1422.N1	06-JAN-2009 01:21:42	Bright	38.000	114	3lot Aur	2.6930	4600.0	76	35828	No
29	GOM_NL__2PRFIN20090106_012514_000000422075_00203_35828_1423.N1	06-JAN-2009 01:25:14	Bright	41.500	6	13Alp Aur	0.080000	3400.0	83	35828	No
30	GOM_NL__2PRFIN20090106_013728_000000372075_00203_35828_1424.N1	06-JAN-2009 01:37:28	Bright	37.000	49	1Alp UMi	1.9900	6300.0	74	35828	No
31	GOM_NL__2PRFIN20090106_014147_000000402075_00203_35828_1425.N1	06-JAN-2009 01:41:47	Bright	40.000	60	7Bet UMi	2.0810	3950.0	80	35828	No
32	GOM_NL__2PRFIN20090106_014549_000000382075_00203_35828_1426.N1	06-JAN-2009 01:45:49	Bright	38.000	119	14Eta Dra	2.7270	4700.0	76	35828	No
33	GOM_NL__2PRFIN20090106_014805_000000382075_00203_35828_1427.N1	06-JAN-2009 01:48:05	Bright	38.000	130	23Bet Dra	2.7990	5800.0	76	35828	No
34	GOM_NL__2PRFIN20090106_015419_000000352075_00203_35828_1428.N1	06-JAN-2009 01:54:19	Bright	34.500	133	40Zet Her	2.8070	6000.0	69	35828	No
35	GOM_NL__2PRFIN20090106_015625_000000382075_00203_35828_1429.N1	06-JAN-2009 01:56:25	Bright	37.500	67	5Alp CrB	2.2210	11000.	75	35828	No
36	GOM_NL__2PRFIN20090106_020220_000000432075_00203_35828_1430.N1	06-JAN-2009 02:02:20	Bright	42.500	102	24Alp Ser	2.6000	4250.0	85	35828	No
37	GOM_NL__2PRFIN20090106_020435_000000362075_00203_35828_1431.N1	06-JAN-2009 02:04:35	Bright	35.500	120	1Del Oph	2.7340	3200.0	71	35828	No
38	GOM_NL__2PRFIN20090106_020737_000000472075_00203_35828_1432.N1	06-JAN-2009 02:07:37	Bright	46.500	104	27Bet Lib	2.6140	13100.	93	35828	No
39	GOM_NL__2PRFIN20090106_021002_000000442075_00203_35828_1433.N1	06-JAN-2009 02:10:02	Twilight	44.000	80	7Del Sco	2.3160	30000.	88	35828	No
40	GOM_NL__2PRFIN20090106_021827_000000382075_00203_35828_1434.N1	06-JAN-2009 02:18:27	Dark	38.000	78	Alp Lup	2.3040	28000.	76	35828	No
41	GOM_NL__2PRFIN20090106_022125_000000532075_00204_35829_1428.N1	06-JAN-2009 02:21:25	Dark	53.000	4	Alp1Cen	-0.010000	5800.0	106	35829	No
42	GOM_NL__2PRFIN20090106_022352_000000432075_00204_35829_1429.N1	06-JAN-2009 02:23:52	Dark	43.000	64	Gam Cen	2.2000	10600.	86	35829	No

43	GOM_NL__2PRFIN20090106_022530_000000422075_00204_35829_1430.N1	06-JAN-2009 02:25:30	Dark	41.500	12	Alp1Cru	0.77500	30000.	83	35829	No
44	GOM_NL__2PRFIN20090106_022851_000000392075_00204_35829_1431.N1	06-JAN-2009 02:28:51	Dark	39.000	124	The Car	2.7640	30000.	78	35829	No
45	GOM_NL__2PRFIN20090106_023035_000000412075_00204_35829_1432.N1	06-JAN-2009 02:30:35	Dark	41.000	29	Bet Car	1.6720	10200.	82	35829	No
46	GOM_NL__2PRFIN20090106_023212_000000402075_00204_35829_1433.N1	06-JAN-2009 02:32:12	Dark	39.500	71	lot Car	2.2460	7700.0	79	35829	No
47	GOM_NL__2PRFIN20090106_023739_000000462075_00204_35829_1434.N1	06-JAN-2009 02:37:39	Dark	45.500	2	Alp Car	-0.73600	7000.0	91	35829	No
48	GOM_NL__2PRFIN20090106_023905_000000462075_00204_35829_1435.N1	06-JAN-2009 02:39:05	Dark	45.500	70	Zet Pup	2.2460	39000.	91	35829	No
49	GOM_NL__2PRFIN20090106_024100_000000482075_00204_35829_1436.N1	06-JAN-2009 02:41:00	Dark	47.500	117	Pi Pup	2.7060	3800.0	95	35829	No
50	GOM_NL__2PRFIN20090106_024342_000000452075_00204_35829_1437.N1	06-JAN-2009 02:43:42	Straylight	44.500	23	21Eps CMa	1.5020	26000.	89	35829	No
51	GOM_NL__2PRFIN20090106_024511_000000442075_00204_35829_1438.N1	06-JAN-2009 02:45:11	Straylight	43.500	179	24Omi2CMa	3.0320	24000.	87	35829	No
52	GOM_NL__2PRFIN20090106_024732_000000472075_00204_35829_1439.N1	06-JAN-2009 02:47:32	Straylight	47.000	1	9Alp CMa	-1.4400	11000.	94	35829	No
53	GOM_NL__2PRFIN20090106_025000_000000432075_00204_35829_1440.N1	06-JAN-2009 02:50:00	Straylight	42.500	56	53Kap Ori	2.0650	30000.	85	35829	No
54	GOM_NL__2PRFIN20090106_025228_000000422075_00204_35829_1441.N1	06-JAN-2009 02:52:28	Straylight	42.000	30	46Eps Ori	1.6940	30000.	84	35829	No
55	GOM_NL__2PRFIN20090106_025452_000000502075_00204_35829_1442.N1	06-JAN-2009 02:54:52	Tw_i_and_stray	49.500	14	58Alp Ori	0.87000	3000.0	99	35829	No
56	GOM_NL__2PRFIN20090106_025748_000000482075_00204_35829_1443.N1	06-JAN-2009 02:57:48	Tw_i_and_stray	48.000	44	24Gam Gem	1.9280	11000.	96	35829	No
57	GOM_NL__2PRFIN20090106_025929_000000432075_00204_35829_1444.N1	06-JAN-2009 02:59:29	Bright	43.000	151	13Mu Gem	2.8900	3000.0	86	35829	No
58	GOM_NL__2PRFIN20090106_030055_000000392075_00204_35829_1445.N1	06-JAN-2009 03:00:55	Bright	39.000	28	12Bet Tau	1.6500	15200.	78	35829	No
59	GOM_NL__2PRFIN20090106_030218_000000392075_00204_35829_1446.N1	06-JAN-2009 03:02:18	Bright	38.500	114	3lot Aur	2.6930	4600.0	77	35829	No
60	GOM_NL__2PRFIN20090106_030550_000000432075_00204_35829_1447.N1	06-JAN-2009 03:05:50	Bright	43.000	6	13Alp Aur	0.080000	3400.0	86	35829	No
61	GOM_NL__2PRFIN20090106_031805_000000372075_00204_35829_1448.N1	06-JAN-2009 03:18:05	Bright	37.000	49	1Alp UMi	1.9900	6300.0	74	35829	No
62	GOM_NL__2PRFIN20090106_032223_000000432075_00204_35829_1449.N1	06-JAN-2009 03:22:23	Bright	42.500	60	7Bet UMi	2.0810	3950.0	85	35829	No
63	GOM_NL__2PRFIN20090106_032625_000000382075_00204_35829_1450.N1	06-JAN-2009 03:26:25	Bright	37.500	119	14Eta Dra	2.7270	4700.0	75	35829	No
64	GOM_NL__2PRFIN20090106_032842_000000342075_00204_35829_1451.N1	06-JAN-2009 03:28:42	Bright	34.000	130	23Bet Dra	2.7990	5800.0	68	35829	No
65	GOM_NL__2PRFIN20090106_033455_000000522075_00204_35829_1452.N1	06-JAN-2009 03:34:55	Bright	52.000	133	40Zet Her	2.8070	6000.0	104	35829	No
66	GOM_NL__2PRFIN20090106_033701_000000532075_00204_35829_1453.N1	06-JAN-2009 03:37:01	Bright	52.500	67	5Alp CrB	2.2210	11000.	105	35829	No
67	GOM_NL__2PRFIN20090106_034256_000000422075_00204_35829_1454.N1	06-JAN-2009 03:42:56	Bright	41.500	102	24Alp Ser	2.6000	4250.0	83	35829	No
68	GOM_NL__2PRFIN20090106_034511_000000532075_00204_35829_1455.N1	06-JAN-2009 03:45:11	Bright	53.000	120	1Del Oph	2.7340	3200.0	106	35829	No
69	GOM_NL__2PRFIN20090106_034814_000000462075_00204_35829_1456.N1	06-JAN-2009 03:48:14	Bright	46.000	104	27Bet Lib	2.6140	13100.	92	35829	No
70	GOM_NL__2PRFIN20090106_035039_000000442075_00204_35829_1457.N1	06-JAN-2009 03:50:39	Tw_i_and_stray	43.500	80	7Del Sco	2.3160	30000.	87	35829	No
71	GOM_NL__2PRFIN20090106_035605_000000362075_00204_35829_1458.N1	06-JAN-2009 03:56:05	Dark	35.500	131	Gam Lup	2.8000	26000.	71	35829	No
72	GOM_NL__2PRFIN20090106_035902_000000432075_00204_35829_1459.N1	06-JAN-2009 03:59:02	Dark	43.000	78	Alp Lup	2.3040	28000.	86	35829	No
73	GOM_NL__2PRFIN20090106_040202_000000532075_00205_35830_1438.N1	06-JAN-2009 04:02:02	Dark	53.000	4	Alp1Cen	-0.010000	5800.0	106	35830	No
74	GOM_NL__2PRFIN20090106_040428_000000462075_00205_35830_1439.N1	06-JAN-2009 04:04:28	Dark	45.500	64	Gam Cen	2.2000	10600.	91	35830	No
75	GOM_NL__2PRFIN20090106_040607_000000392075_00205_35830_1440.N1	06-JAN-2009 04:06:07	Dark	38.500	12	Alp1Cru	0.77500	30000.	77	35830	No
76	GOM_NL__2PRFIN20090106_040927_000000382075_00205_35830_1441.N1	06-JAN-2009 04:09:27	Dark	37.500	124	The Car	2.7640	30000.	75	35830	No
77	GOM_NL__2PRFIN20090106_041112_000000442075_00205_35830_1442.N1	06-JAN-2009 04:11:12	Dark	44.000	29	Bet Car	1.6720	10200.	88	35830	No
78	GOM_NL__2PRFIN20090106_041247_000000422075_00205_35830_1443.N1	06-JAN-2009 04:12:47	Dark	41.500	71	lot Car	2.2460	7700.0	83	35830	No
79	GOM_NL__2PRFIN20090106_041815_000000442075_00205_35830_1444.N1	06-JAN-2009 04:18:15	Dark	43.500	2	Alp Car	-0.73600	7000.0	87	35830	No
80	GOM_NL__2PRFIN20090106_041941_000000452075_00205_35830_1445.N1	06-JAN-2009 04:19:41	Dark	44.500	70	Zet Pup	2.2460	39000.	89	35830	No
81	GOM_NL__2PRFIN20090106_042136_000000472075_00205_35830_1446.N1	06-JAN-2009 04:21:36	Dark	47.000	117	Pi Pup	2.7060	3800.0	94	35830	No
82	GOM_NL__2PRFIN20090106_042418_000000442075_00205_35830_1447.N1	06-JAN-2009 04:24:18	Straylight	43.500	23	21Eps CMa	1.5020	26000.	87	35830	No
83	GOM_NL__2PRFIN20090106_042548_000000442075_00205_35830_1448.N1	06-JAN-2009 04:25:48	Straylight	43.500	179	24Omi2CMa	3.0320	24000.	87	35830	No
84	GOM_NL__2PRFIN20090106_042809_000000532075_00205_35830_1449.N1	06-JAN-2009 04:28:09	Straylight	53.000	1	9Alp CMa	-1.4400	11000.	106	35830	No
85	GOM_NL__2PRFIN20090106_043037_000000412075_00205_35830_1450.N1	06-JAN-2009 04:30:37	Straylight	41.000	56	53Kap Ori	2.0650	30000.	82	35830	No
86	GOM_NL__2PRFIN20090106_043304_000000422075_00205_35830_1451.N1	06-JAN-2009 04:33:04	Straylight	41.500	30	46Eps Ori	1.6940	30000.	83	35830	No
87	GOM_NL__2PRFIN20090106_043528_000000532075_00205_35830_1452.N1	06-JAN-2009 04:35:28	Tw_i_and_stray	52.500	14	58Alp Ori	0.87000	3000.0	105	35830	No
88	GOM_NL__2PRFIN20090106_043824_000000462075_00205_35830_1453.N1	06-JAN-2009 04:38:24	Tw_i_and_stray	45.500	44	24Gam Gem	1.9280	11000.	91	35830	No
89	GOM_NL__2PRFIN20090106_044004_000000502075_00205_35830_1454.N1	06-JAN-2009 04:40:04	Bright	50.000	151	13Mu Gem	2.8900	3000.0	100	35830	No
90	GOM_NL__2PRFIN20090106_044131_000000382075_00205_35830_1455.N1	06-JAN-2009 04:41:31	Bright	38.000	28	12Bet Tau	1.6500	15200.	76	35830	No
91	GOM_NL__2PRFIN20090106_044254_000000382075_00205_35830_1456.N1	06-JAN-2009 04:42:54	Bright	37.500	114	3lot Aur	2.6930	4600.0	75	35830	No
92	GOM_NL__2PRFIN20090106_044626_000000422075_00205_35830_1457.N1	06-JAN-2009 04:46:26	Bright	42.000	6	13Alp Aur	0.080000	3400.0	84	35830	No
93	GOM_NL__2PRFIN20090106_045841_000000352075_00205_35830_1458.N1	06-JAN-2009 04:58:41	Bright	34.500	49	1Alp UMi	1.9900	6300.0	69	35830	No
94	GOM_NL__2PRFIN20090106_050259_000000392075_00205_35830_1459.N1	06-JAN-2009 05:02:59	Bright	38.500	60	7Bet UMi	2.0810	3950.0	77	35830	No
95	GOM_NL__2PRFIN20090106_050701_000000372075_00205_35830_1460.N1	06-JAN-2009 05:07:01	Bright	37.000	119	14Eta Dra	2.7270	4700.0	74	35830	No
96	GOM_NL__2PRFIN20090106_050918_000000342075_00205_35830_1461.N1	06-JAN-2009 05:09:18	Bright	34.000	130	23Bet Dra	2.7990	5800.0	68	35830	No
97	GOM_NL__2PRFIN20090106_051531_000000522075_00205_35830_1462.N1	06-JAN-2009 05:15:31	Bright	52.000	133	40Zet Her	2.8070	6000.0	104	35830	No
98	GOM_NL__2PRFIN20090106_051738_000000382075_00205_35830_1463.N1	06-JAN-2009 05:17:38	Bright	37.500	67	5Alp CrB	2.2210	11000.	75	35830	No
99	GOM_NL__2PRFIN20090106_052333_000000562075_00205_35830_1464.N1	06-JAN-2009 05:23:33	Bright	56.000	102	24Alp Ser	2.6000	4250.0	112	35830	No
100	GOM_NL__2PRFIN20090106_052548_000000352075_00205_35830_1465.N1	06-JAN-2009 05:25:48	Bright	35.000	120	1Del Oph	2.7340	3200.0	70	35830	No
101	GOM_NL__2PRFIN20090106_052851_000000482075_00205_35830_1466.N1	06-JAN-2009 05:28:51	Bright	48.000	104	27Bet Lib	2.6140	13100.	96	35830	No

102	GOM_NL__2PRFIN20090106_053114_000000422075_00205_35830_1467.N1	06-JAN-2009 05:31:14	TwI_and_stray	41.500	80	7Del Sco	2.3160	30000.	83	35830	No
103	GOM_NL__2PRFIN20090106_053641_000000372075_00205_35830_1468.N1	06-JAN-2009 05:36:41	Dark	37.000	131	Gam Lup	2.8000	26000.	74	35830	No
104	GOM_NL__2PRFIN20090106_053809_000000432075_00205_35830_1469.N1	06-JAN-2009 05:38:09	Dark	42.500	109	Bet Lup	2.6770	26000.	85	35830	No
105	GOM_NL__2PRFIN20090106_053939_000000442075_00205_35830_1470.N1	06-JAN-2009 05:39:39	Dark	43.500	78	Alp Lup	2.3040	28000.	87	35830	No
106	GOM_NL__2PRFIN20090106_054239_000000532075_00206_35831_1457.N1	06-JAN-2009 05:42:39	Dark	53.000	4	Alp1Cen	-0.010000	5800.0	106	35831	No
107	GOM_NL__2PRFIN20090106_054505_000000452075_00206_35831_1458.N1	06-JAN-2009 05:45:05	Dark	45.000	64	Gam Cen	2.2000	10600.	90	35831	No
108	GOM_NL__2PRFIN20090106_054643_000000412075_00206_35831_1459.N1	06-JAN-2009 05:46:43	Dark	40.500	12	Alp1Cru	0.77500	30000.	81	35831	No
109	GOM_NL__2PRFIN20090106_055004_000000382075_00206_35831_1460.N1	06-JAN-2009 05:50:04	Dark	38.000	124	The Car	2.7640	30000.	76	35831	No
110	GOM_NL__2PRFIN20090106_055148_000000412075_00206_35831_1461.N1	06-JAN-2009 05:51:48	Dark	41.000	29	Bet Car	1.6720	10200.	82	35831	No
111	GOM_NL__2PRFIN20090106_055324_000000442075_00206_35831_1462.N1	06-JAN-2009 05:53:24	Dark	43.500	71	lot Car	2.2460	7700.0	87	35831	No
112	GOM_NL__2PRFIN20090106_055851_000000432075_00206_35831_1463.N1	06-JAN-2009 05:58:51	Dark	43.000	2	Alp Car	-0.73600	7000.0	86	35831	No
113	GOM_NL__2PRFIN20090106_060018_000000442075_00206_35831_1464.N1	06-JAN-2009 06:00:18	Dark	44.000	70	Zet Pup	2.2460	39000.	88	35831	No
114	GOM_NL__2PRFIN20090106_060213_000000422075_00206_35831_1465.N1	06-JAN-2009 06:02:13	Dark	41.500	117	Pi Pup	2.7060	3800.0	83	35831	No
115	GOM_NL__2PRFIN20090106_060454_000000482075_00206_35831_1466.N1	06-JAN-2009 06:04:54	Straylight	47.500	23	21Eps CMa	1.5020	26000.	95	35831	No
116	GOM_NL__2PRFIN20090106_060623_000000442075_00206_35831_1467.N1	06-JAN-2009 06:06:23	Straylight	44.000	179	24Omi2CMa	3.0320	24000.	88	35831	No
117	GOM_NL__2PRFIN20090106_060844_000000492075_00206_35831_1468.N1	06-JAN-2009 06:08:44	Straylight	49.000	1	9Alp CMa	-1.4400	11000.	98	35831	No
118	GOM_NL__2PRFIN20090106_061112_000000422075_00206_35831_1469.N1	06-JAN-2009 06:11:12	Straylight	41.500	56	53Kap Ori	2.0650	30000.	83	35831	No
119	GOM_NL__2PRFIN20090106_061341_000000422075_00206_35831_1470.N1	06-JAN-2009 06:13:41	Straylight	41.500	30	46Eps Ori	1.6940	30000.	83	35831	No
120	GOM_NL__2PRFIN20090106_061604_000000492075_00206_35831_1471.N1	06-JAN-2009 06:16:04	TwI_and_stray	48.500	14	58Alp Ori	0.87000	3000.0	97	35831	No
121	GOM_NL__2PRFIN20090106_061900_000000472075_00206_35831_1472.N1	06-JAN-2009 06:19:00	TwI_and_stray	46.500	44	24Gam Gem	1.9280	11000.	93	35831	No
122	GOM_NL__2PRFIN20090106_062040_000000452075_00206_35831_1473.N1	06-JAN-2009 06:20:40	Bright	45.000	151	13Mu Gem	2.8900	3000.0	90	35831	No
123	GOM_NL__2PRFIN20090106_062207_000000382075_00206_35831_1474.N1	06-JAN-2009 06:22:07	Bright	38.000	28	12Bet Tau	1.6500	15200.	76	35831	No
124	GOM_NL__2PRFIN20090106_062330_000000392075_00206_35831_1475.N1	06-JAN-2009 06:23:30	Bright	39.000	114	3lot Aur	2.6930	4600.0	78	35831	No
125	GOM_NL__2PRFIN20090106_062702_000000392075_00206_35831_1476.N1	06-JAN-2009 06:27:02	Bright	39.000	6	13Alp Aur	0.080000	3400.0	78	35831	No
126	GOM_NL__2PRFIN20090106_063917_000000382075_00206_35831_1477.N1	06-JAN-2009 06:39:17	Bright	37.500	49	1Alp UMi	1.9900	6300.0	75	35831	No
127	GOM_NL__2PRFIN20090106_064335_000000392075_00206_35831_1478.N1	06-JAN-2009 06:43:35	Bright	39.000	60	7Bet UMi	2.0810	3950.0	78	35831	No
128	GOM_NL__2PRFIN20090106_064737_000000372075_00206_35831_1479.N1	06-JAN-2009 06:47:37	Bright	37.000	119	14Eta Dra	2.7270	4700.0	74	35831	No
129	GOM_NL__2PRFIN20090106_064954_000000352075_00206_35831_1480.N1	06-JAN-2009 06:49:54	Bright	35.000	130	23Bet Dra	2.7990	5800.0	70	35831	No
130	GOM_NL__2PRFIN20090106_065607_000000342075_00206_35831_1481.N1	06-JAN-2009 06:56:07	Bright	34.000	133	40Zet Her	2.8070	6000.0	68	35831	No
131	GOM_NL__2PRFIN20090106_065813_000000572075_00206_35831_1482.N1	06-JAN-2009 06:58:13	Bright	57.000	67	5Alp CrB	2.2210	11000.	114	35831	No
132	GOM_NL__2PRFIN20090106_070409_000000562075_00206_35831_1483.N1	06-JAN-2009 07:04:09	Bright	56.000	102	24Alp Ser	2.6000	4250.0	112	35831	No
133	GOM_NL__2PRFIN20090106_070624_000000532075_00206_35831_1484.N1	06-JAN-2009 07:06:24	Bright	53.000	120	1Del Oph	2.7340	3200.0	106	35831	No
134	GOM_NL__2PRFIN20090106_070927_000000482075_00206_35831_1485.N1	06-JAN-2009 07:09:27	Bright	47.500	104	27Bet Lib	2.6140	13100.	95	35831	No
135	GOM_NL__2PRFIN20090106_071151_000000422075_00206_35831_1486.N1	06-JAN-2009 07:11:51	TwI_and_stray	42.000	80	7Del Sco	2.3160	30000.	84	35831	No
136	GOM_NL__2PRFIN20090106_071717_000000422075_00206_35831_1487.N1	06-JAN-2009 07:17:17	Dark	42.000	131	Gam Lup	2.8000	26000.	84	35831	No
137	GOM_NL__2PRFIN20090106_071846_000000392075_00206_35831_1488.N1	06-JAN-2009 07:18:46	Dark	38.500	109	Bet Lup	2.6770	26000.	77	35831	No
138	GOM_NL__2PRFIN20090106_072016_000000422075_00206_35831_1489.N1	06-JAN-2009 07:20:16	Dark	42.000	78	Alp Lup	2.3040	28000.	84	35831	No
139	GOM_NL__2PRFIN20090106_072315_000000442075_00207_35832_1471.N1	06-JAN-2009 07:23:15	Dark	43.500	4	Alp1Cen	-0.010000	5800.0	87	35832	No
140	GOM_NL__2PRFIN20090106_072542_000000442075_00207_35832_1472.N1	06-JAN-2009 07:25:42	Dark	43.500	64	Gam Cen	2.2000	10600.	87	35832	No
141	GOM_NL__2PRFIN20090106_072720_000000402075_00207_35832_1473.N1	06-JAN-2009 07:27:20	Dark	40.000	12	Alp1Cru	0.77500	30000.	80	35832	No
142	GOM_NL__2PRFIN20090106_073040_000000382075_00207_35832_1474.N1	06-JAN-2009 07:30:40	Dark	37.500	124	The Car	2.7640	30000.	75	35832	No
143	GOM_NL__2PRFIN20090106_073224_000000402075_00207_35832_1475.N1	06-JAN-2009 07:32:24	Dark	40.000	29	Bet Car	1.6720	10200.	80	35832	No
144	GOM_NL__2PRFIN20090106_073401_000000422075_00207_35832_1476.N1	06-JAN-2009 07:34:01	Dark	42.000	71	lot Car	2.2460	7700.0	84	35832	No
145	GOM_NL__2PRFIN20090106_073928_000000462075_00207_35832_1477.N1	06-JAN-2009 07:39:28	Dark	45.500	2	Alp Car	-0.73600	7000.0	91	35832	No
146	GOM_NL__2PRFIN20090106_074055_000000412075_00207_35832_1478.N1	06-JAN-2009 07:40:55	Dark	41.000	70	Zet Pup	2.2460	39000.	82	35832	No
147	GOM_NL__2PRFIN20090106_074249_000000472075_00207_35832_1479.N1	06-JAN-2009 07:42:49	Dark	46.500	117	Pi Pup	2.7060	3800.0	93	35832	No
148	GOM_NL__2PRFIN20090106_074530_000000472075_00207_35832_1480.N1	06-JAN-2009 07:45:30	Straylight	46.500	23	21Eps CMa	1.5020	26000.	93	35832	No
149	GOM_NL__2PRFIN20090106_074659_000000432075_00207_35832_1481.N1	06-JAN-2009 07:46:59	Straylight	42.500	179	24Omi2CMa	3.0320	24000.	85	35832	No
150	GOM_NL__2PRFIN20090106_074920_000000502075_00207_35832_1482.N1	06-JAN-2009 07:49:20	Straylight	50.000	1	9Alp CMa	-1.4400	11000.	100	35832	No
151	GOM_NL__2PRFIN20090106_075149_000000412075_00207_35832_1483.N1	06-JAN-2009 07:51:49	Straylight	41.000	56	53Kap Ori	2.0650	30000.	82	35832	No
152	GOM_NL__2PRFIN20090106_075417_000000422075_00207_35832_1484.N1	06-JAN-2009 07:54:17	Straylight	42.000	30	46Eps Ori	1.6940	30000.	84	35832	No
153	GOM_NL__2PRFIN20090106_075640_000000492075_00207_35832_1485.N1	06-JAN-2009 07:56:40	TwI_and_stray	49.000	14	58Alp Ori	0.87000	3000.0	98	35832	No
154	GOM_NL__2PRFIN20090106_075936_000000472075_00207_35832_1486.N1	06-JAN-2009 07:59:36	TwI_and_stray	47.000	44	24Gam Gem	1.9280	11000.	94	35832	No
155	GOM_NL__2PRFIN20090106_080117_000000432075_00207_35832_1487.N1	06-JAN-2009 08:01:17	Bright	43.000	151	13Mu Gem	2.8900	3000.0	86	35832	No
156	GOM_NL__2PRFIN20090106_080244_000000382075_00207_35832_1488.N1	06-JAN-2009 08:02:44	Bright	37.500	28	12Bet Tau	1.6500	15200.	75	35832	No
157	GOM_NL__2PRFIN20090106_080407_000000372075_00207_35832_1489.N1	06-JAN-2009 08:04:07	Bright	37.000	114	3lot Aur	2.6930	4600.0	74	35832	No
158	GOM_NL__2PRFIN20090106_080738_000000522075_00207_35832_1490.N1	06-JAN-2009 08:07:38	Bright	52.000	6	13Alp Aur	0.080000	3400.0	104	35832	No
159	GOM_NL__2PRFIN20090106_081952_000000352075_00207_35832_1491.N1	06-JAN-2009 08:19:52	Bright	34.500	49	1Alp UMi	1.9900	6300.0	69	35832	No
160	GOM_NL__2PRFIN20090106_082411_000000392075_00207_35832_1492.N1	06-JAN-2009 08:24:11	Bright	38.500	60	7Bet UMi	2.0810	3950.0	77	35832	No

161	GOM_NL__2PRFIN20090106_082813_000000532075_00207_35832_1493.N1	06-JAN-2009 08:28:13	Bright	53.000	119	14Eta Dra	2.7270	4700.0	106	35832	No
162	GOM_NL__2PRFIN20090106_083030_000000522075_00207_35832_1494.N1	06-JAN-2009 08:30:30	Bright	52.000	130	23Bet Dra	2.7990	5800.0	104	35832	No
163	GOM_NL__2PRFIN20090106_083643_000000392075_00207_35832_1495.N1	06-JAN-2009 08:36:43	Bright	38.500	133	40Zet Her	2.8070	6000.0	77	35832	No
164	GOM_NL__2PRFIN20090106_083850_000000452075_00207_35832_1496.N1	06-JAN-2009 08:38:50	Bright	44.500	67	5Alp CrB	2.2210	11000.	89	35832	No
165	GOM_NL__2PRFIN20090106_084446_000000562075_00207_35832_1497.N1	06-JAN-2009 08:44:46	Bright	56.000	102	24Alp Ser	2.6000	4250.0	112	35832	No
166	GOM_NL__2PRFIN20090106_084700_000000532075_00207_35832_1498.N1	06-JAN-2009 08:47:00	Bright	53.000	120	1Del Oph	2.7340	3200.0	106	35832	No
167	GOM_NL__2PRFIN20090106_085003_000000482075_00207_35832_1499.N1	06-JAN-2009 08:50:03	Bright	48.000	104	27Bet Lib	2.6140	13100.	96	35832	No
168	GOM_NL__2PRFIN20090106_085227_000000422075_00207_35832_1500.N1	06-JAN-2009 08:52:27	Twi_and_stray	41.500	80	7Del Sco	2.3160	30000.	83	35832	No
169	GOM_NL__2PRFIN20090106_085753_000000382075_00207_35832_1501.N1	06-JAN-2009 08:57:53	Dark	37.500	131	Gam Lup	2.8000	26000.	75	35832	No
170	GOM_NL__2PRFIN20090106_085923_000000402075_00207_35832_1502.N1	06-JAN-2009 08:59:23	Dark	39.500	109	Bet Lup	2.6770	26000.	79	35832	No
171	GOM_NL__2PRFIN20090106_090053_000000402075_00207_35832_1503.N1	06-JAN-2009 09:00:53	Dark	40.000	78	Alp Lup	2.3040	28000.	80	35832	No
172	GOM_NL__2PRFIN20090106_090352_000000432075_00208_35833_1486.N1	06-JAN-2009 09:03:52	Dark	43.000	4	Alp1Cen	-0.010000	5800.0	86	35833	No
173	GOM_NL__2PRFIN20090106_090618_000000432075_00208_35833_1487.N1	06-JAN-2009 09:06:18	Dark	42.500	64	Gam Cen	2.2000	10600.	85	35833	No
174	GOM_NL__2PRFIN20090106_090756_000000442075_00208_35833_1488.N1	06-JAN-2009 09:07:56	Dark	44.000	12	Alp1Cru	0.77500	30000.	88	35833	No
175	GOM_NL__2PRFIN20090106_091117_000000392075_00208_35833_1489.N1	06-JAN-2009 09:11:17	Dark	39.000	124	The Car	2.7640	30000.	78	35833	No
176	GOM_NL__2PRFIN20090106_091301_000000422075_00208_35833_1490.N1	06-JAN-2009 09:13:01	Dark	42.000	29	Bet Car	1.6720	10200.	84	35833	No
177	GOM_NL__2PRFIN20090106_091437_000000382075_00208_35833_1491.N1	06-JAN-2009 09:14:37	Dark	38.000	71	lot Car	2.2460	7700.0	76	35833	No
178	GOM_NL__2PRFIN20090106_092004_000000492075_00208_35833_1492.N1	06-JAN-2009 09:20:04	Dark	48.500	2	Alp Car	-0.73600	7000.0	97	35833	No
179	GOM_NL__2PRFIN20090106_092131_000000472075_00208_35833_1493.N1	06-JAN-2009 09:21:31	Dark	47.000	70	Zet Pup	2.2460	39000.	94	35833	No
180	GOM_NL__2PRFIN20090106_092325_000000462075_00208_35833_1494.N1	06-JAN-2009 09:23:25	Dark	45.500	117	Pi Pup	2.7060	3800.0	91	35833	No
181	GOM_NL__2PRFIN20090106_092606_000000432075_00208_35833_1495.N1	06-JAN-2009 09:26:06	Straylight	42.500	23	21Eps CMa	1.5020	26000.	85	35833	No
182	GOM_NL__2PRFIN20090106_092735_000000432075_00208_35833_1496.N1	06-JAN-2009 09:27:35	Straylight	43.000	179	24Omi2CMa	3.0320	24000.	86	35833	No
183	GOM_NL__2PRFIN20090106_092957_000000472075_00208_35833_1497.N1	06-JAN-2009 09:29:57	Straylight	46.500	1	9Alp CMa	-1.4400	11000.	93	35833	No
184	GOM_NL__2PRFIN20090106_093225_000000412075_00208_35833_1498.N1	06-JAN-2009 09:32:25	Straylight	41.000	56	53Kap Ori	2.0650	30000.	82	35833	No
185	GOM_NL__2PRFIN20090106_093453_000000412075_00208_35833_1499.N1	06-JAN-2009 09:34:53	Straylight	41.000	30	46Eps Ori	1.6940	30000.	82	35833	No
186	GOM_NL__2PRFIN20090106_093716_000000532075_00208_35833_1500.N1	06-JAN-2009 09:37:16	Twi_and_stray	53.000	14	58Alp Ori	0.87000	3000.0	106	35833	No
187	GOM_NL__2PRFIN20090106_094012_000000472075_00208_35833_1501.N1	06-JAN-2009 09:40:12	Twi_and_stray	46.500	44	24Gam Gem	1.9280	11000.	93	35833	No
188	GOM_NL__2PRFIN20090106_094152_000000432075_00208_35833_1502.N1	06-JAN-2009 09:41:52	Bright	42.500	151	13Mu Gem	2.8900	3000.0	85	35833	No
189	GOM_NL__2PRFIN20090106_094320_000000372075_00208_35833_1503.N1	06-JAN-2009 09:43:20	Bright	37.000	28	12Bet Tau	1.6500	15200.	74	35833	No
190	GOM_NL__2PRFIN20090106_094443_000000372075_00208_35833_1504.N1	06-JAN-2009 09:44:43	Bright	36.500	114	3lot Aur	2.6930	4600.0	73	35833	No
191	GOM_NL__2PRFIN20090106_094814_000000432075_00208_35833_1505.N1	06-JAN-2009 09:48:14	Bright	42.500	6	13Alp Aur	0.080000	3400.0	85	35833	No
192	GOM_NL__2PRFIN20090106_100029_000000372075_00208_35833_1506.N1	06-JAN-2009 10:00:29	Bright	37.000	49	1Alp UMi	1.9900	6300.0	74	35833	No
193	GOM_NL__2PRFIN20090106_100446_000000402075_00208_35833_1507.N1	06-JAN-2009 10:04:46	Bright	39.500	60	7Bet UMi	2.0810	3950.0	79	35833	No
194	GOM_NL__2PRFIN20090106_100849_000000352075_00208_35833_1508.N1	06-JAN-2009 10:08:49	Bright	35.000	119	14Eta Dra	2.7270	4700.0	70	35833	No
195	GOM_NL__2PRFIN20090106_101106_000000352075_00208_35833_1509.N1	06-JAN-2009 10:11:06	Bright	35.000	130	23Bet Dra	2.7990	5800.0	70	35833	No
196	GOM_NL__2PRFIN20090106_101719_000000352075_00208_35833_1510.N1	06-JAN-2009 10:17:19	Bright	34.500	133	40Zet Her	2.8070	6000.0	69	35833	No
197	GOM_NL__2PRFIN20090106_101925_000000382075_00208_35833_1511.N1	06-JAN-2009 10:19:25	Bright	37.500	67	5Alp CrB	2.2210	11000.	75	35833	No
198	GOM_NL__2PRFIN20090106_102522_000000562075_00208_35833_1512.N1	06-JAN-2009 10:25:22	Bright	56.000	102	24Alp Ser	2.6000	4250.0	112	35833	No
199	GOM_NL__2PRFIN20090106_102737_000000362075_00208_35833_1513.N1	06-JAN-2009 10:27:37	Bright	35.500	120	1Del Oph	2.7340	3200.0	71	35833	No
200	GOM_NL__2PRFIN20090106_103040_000000462075_00208_35833_1514.N1	06-JAN-2009 10:30:40	Bright	46.000	104	27Bet Lib	2.6140	13100.	92	35833	No
201	GOM_NL__2PRFIN20090106_103304_000000412075_00208_35833_1515.N1	06-JAN-2009 10:33:04	Twi_and_stray	40.500	80	7Del Sco	2.3160	30000.	81	35833	No
202	GOM_NL__2PRFIN20090106_103829_000000402075_00208_35833_1516.N1	06-JAN-2009 10:38:29	Dark	40.000	131	Gam Lup	2.8000	26000.	80	35833	No
203	GOM_NL__2PRFIN20090106_103959_000000392075_00208_35833_1517.N1	06-JAN-2009 10:39:59	Dark	39.000	109	Bet Lup	2.6770	26000.	78	35833	No
204	GOM_NL__2PRFIN20090106_104129_000000392075_00208_35833_1518.N1	06-JAN-2009 10:41:29	Dark	38.500	78	Alp Lup	2.3040	28000.	77	35833	No
205	GOM_NL__2PRFIN20090106_104428_000000402075_00209_35834_1530.N1	06-JAN-2009 10:44:28	Dark	40.000	4	Alp1Cen	-0.010000	5800.0	80	35834	No
206	GOM_NL__2PRFIN20090106_104655_000000462075_00209_35834_1531.N1	06-JAN-2009 10:46:55	Dark	45.500	64	Gam Cen	2.2000	10600.	91	35834	No
207	GOM_NL__2PRFIN20090106_104833_000000402075_00209_35834_1532.N1	06-JAN-2009 10:48:33	Dark	39.500	12	Alp1Cru	0.77500	30000.	79	35834	No
208	GOM_NL__2PRFIN20090106_105154_000000382075_00209_35834_1533.N1	06-JAN-2009 10:51:54	Dark	38.000	124	The Car	2.7640	30000.	76	35834	No
209	GOM_NL__2PRFIN20090106_105337_000000382075_00209_35834_1534.N1	06-JAN-2009 10:53:37	Dark	37.500	29	Bet Car	1.6720	10200.	75	35834	No
210	GOM_NL__2PRFIN20090106_105514_000000472075_00209_35834_1535.N1	06-JAN-2009 10:55:14	Dark	46.500	71	lot Car	2.2460	7700.0	93	35834	No
211	GOM_NL__2PRFIN20090106_110040_000000462075_00209_35834_1536.N1	06-JAN-2009 11:00:40	Dark	45.500	2	Alp Car	-0.73600	7000.0	91	35834	No
212	GOM_NL__2PRFIN20090106_110208_000000422075_00209_35834_1537.N1	06-JAN-2009 11:02:08	Dark	41.500	70	Zet Pup	2.2460	39000.	83	35834	No
213	GOM_NL__2PRFIN20090106_110401_000000462075_00209_35834_1538.N1	06-JAN-2009 11:04:01	Dark	46.000	117	Pi Pup	2.7060	3800.0	92	35834	No
214	GOM_NL__2PRFIN20090106_110643_000000442075_00209_35834_1539.N1	06-JAN-2009 11:06:43	Straylight	43.500	23	21Eps CMa	1.5020	26000.	87	35834	No
215	GOM_NL__2PRFIN20090106_110812_000000422075_00209_35834_1540.N1	06-JAN-2009 11:08:12	Straylight	42.000	179	24Omi2CMa	3.0320	24000.	84	35834	No
216	GOM_NL__2PRFIN20090106_111033_000000532075_00209_35834_1541.N1	06-JAN-2009 11:10:33	Straylight	52.500	1	9Alp CMa	-1.4400	11000.	105	35834	No
217	GOM_NL__2PRFIN20090106_111300_000000422075_00209_35834_1542.N1	06-JAN-2009 11:13:00	Straylight	42.000	56	53Kap Ori	2.0650	30000.	84	35834	No
218	GOM_NL__2PRFIN20090106_111529_000000432075_00209_35834_1543.N1	06-JAN-2009 11:15:29	Straylight	42.500	30	46Eps Ori	1.6940	30000.	85	35834	No
219	GOM_NL__2PRFIN20090106_111752_000000512075_00209_35834_1544.N1	06-JAN-2009 11:17:52	Twi_and_stray	50.500	14	58Alp Ori	0.87000	3000.0	101	35834	No

220	GOM_NL__2PRFIN20090106_112048_000000452075_00209_35834_1545.N1	06-JAN-2009 11:20:48	Twi_and_stray	44.500	44	24Gam Gem	1.9280	11000.	89	35834	No
221	GOM_NL__2PRFIN20090106_112227_000000442075_00209_35834_1546.N1	06-JAN-2009 11:22:27	Bright	43.500	151	13Mu Gem	2.8900	3000.0	87	35834	No
222	GOM_NL__2PRFIN20090106_112356_000000372075_00209_35834_1547.N1	06-JAN-2009 11:23:56	Bright	37.000	28	12Bet Tau	1.6500	15200.	74	35834	No
223	GOM_NL__2PRFIN20090106_112518_000000372075_00209_35834_1548.N1	06-JAN-2009 11:25:18	Bright	36.500	114	3lot Aur	2.6930	4600.0	73	35834	No
224	GOM_NL__2PRFIN20090106_112850_000000412075_00209_35834_1549.N1	06-JAN-2009 11:28:50	Bright	40.500	6	13Alp Aur	0.080000	3400.0	81	35834	No
225	GOM_NL__2PRFIN20090106_114105_000000352075_00209_35834_1550.N1	06-JAN-2009 11:41:05	Bright	35.000	49	1Alp UMi	1.9900	6300.0	70	35834	No
226	GOM_NL__2PRFIN20090106_114522_000000352075_00209_35834_1551.N1	06-JAN-2009 11:45:22	Bright	35.000	60	7Bet UMi	2.0810	3950.0	70	35834	No
227	GOM_NL__2PRFIN20090106_114925_000000352075_00209_35834_1552.N1	06-JAN-2009 11:49:25	Bright	34.500	119	14Eta Dra	2.7270	4700.0	69	35834	No
228	GOM_NL__2PRFIN20090106_115142_000000522075_00209_35834_1553.N1	06-JAN-2009 11:51:42	Bright	52.000	130	23Bet Dra	2.7990	5800.0	104	35834	No
229	GOM_NL__2PRFIN20090106_115755_000000342075_00209_35834_1554.N1	06-JAN-2009 11:57:55	Bright	34.000	133	40Zet Her	2.8070	6000.0	68	35834	No
230	GOM_NL__2PRFIN20090106_120002_000000392075_00209_35834_1555.N1	06-JAN-2009 12:00:02	Bright	38.500	67	5Alp CrB	2.2210	11000.	77	35834	No
231	GOM_NL__2PRFIN20090106_120558_000000382075_00209_35834_1556.N1	06-JAN-2009 12:05:58	Bright	38.000	102	24Alp Ser	2.6000	4250.0	76	35834	No
232	GOM_NL__2PRFIN20090106_120812_000000382075_00209_35834_1557.N1	06-JAN-2009 12:08:12	Bright	38.000	120	1Del Oph	2.7340	3200.0	76	35834	No
233	GOM_NL__2PRFIN20090106_121116_000000452075_00209_35834_1558.N1	06-JAN-2009 12:11:16	Bright	45.000	104	27Bet Lib	2.6140	13100.	90	35834	No
234	GOM_NL__2PRFIN20090106_121340_000000452075_00209_35834_1559.N1	06-JAN-2009 12:13:40	Twi_and_stray	44.500	80	7Del Sco	2.3160	30000.	89	35834	No
235	GOM_NL__2PRFIN20090106_121906_000000372075_00209_35834_1560.N1	06-JAN-2009 12:19:06	Dark	36.500	131	Gam Lup	2.8000	26000.	73	35834	No
236	GOM_NL__2PRFIN20090106_122035_000000382075_00209_35834_1561.N1	06-JAN-2009 12:20:35	Dark	38.000	109	Bet Lup	2.6770	26000.	76	35834	No
237	GOM_NL__2PRFIN20090106_122205_000000422075_00209_35834_1562.N1	06-JAN-2009 12:22:05	Dark	41.500	78	Alp Lup	2.3040	28000.	83	35834	No
238	GOM_NL__2PRFIN20090106_122504_000000402075_00210_35835_1545.N1	06-JAN-2009 12:25:04	Dark	39.500	4	Alp1Cen	-0.010000	5800.0	79	35835	No
239	GOM_NL__2PRFIN20090106_122732_000000422075_00210_35835_1546.N1	06-JAN-2009 12:27:32	Dark	41.500	64	Gam Cen	2.2000	10600.	83	35835	No
240	GOM_NL__2PRFIN20090106_122909_000000412075_00210_35835_1547.N1	06-JAN-2009 12:29:09	Dark	41.000	12	Alp1Cru	0.77500	30000.	82	35835	No
241	GOM_NL__2PRFIN20090106_123230_000000382075_00210_35835_1548.N1	06-JAN-2009 12:32:30	Dark	37.500	124	The Car	2.7640	30000.	75	35835	No
242	GOM_NL__2PRFIN20090106_123413_000000402075_00210_35835_1549.N1	06-JAN-2009 12:34:13	Dark	40.000	29	Bet Car	1.6720	10200.	80	35835	No
243	GOM_NL__2PRFIN20090106_123550_000000402075_00210_35835_1550.N1	06-JAN-2009 12:35:50	Dark	39.500	71	lot Car	2.2460	7700.0	79	35835	No
244	GOM_NL__2PRFIN20090106_124115_000000502075_00210_35835_1551.N1	06-JAN-2009 12:41:15	Dark	50.000	2	Alp Car	-0.73600	7000.0	100	35835	No
245	GOM_NL__2PRFIN20090106_124244_000000422075_00210_35835_1552.N1	06-JAN-2009 12:42:44	Dark	41.500	70	Zet Pup	2.2460	39000.	83	35835	No
246	GOM_NL__2PRFIN20090106_124437_000000452075_00210_35835_1553.N1	06-JAN-2009 12:44:37	Dark	45.000	117	Pi Pup	2.7060	3800.0	90	35835	No
247	GOM_NL__2PRFIN20090106_124719_000000462075_00210_35835_1554.N1	06-JAN-2009 12:47:19	Straylight	45.500	23	21Eps CMa	1.5020	26000.	91	35835	No
248	GOM_NL__2PRFIN20090106_124848_000000422075_00210_35835_1555.N1	06-JAN-2009 12:48:48	Straylight	42.000	179	24Omi2CMa	3.0320	24000.	84	35835	No
249	GOM_NL__2PRFIN20090106_125109_000000462075_00210_35835_1556.N1	06-JAN-2009 12:51:09	Straylight	46.000	1	9Alp CMa	-1.4400	11000.	92	35835	No
250	GOM_NL__2PRFIN20090106_125336_000000372075_00210_35835_1557.N1	06-JAN-2009 12:53:36	Straylight	37.000	56	53Kap Ori	2.0650	30000.	74	35835	No
251	GOM_NL__2PRFIN20090106_125604_000000432075_00210_35835_1558.N1	06-JAN-2009 12:56:04	Straylight	42.500	30	46Eps Ori	1.6940	30000.	85	35835	No
252	GOM_NL__2PRFIN20090106_125827_000000512075_00210_35835_1559.N1	06-JAN-2009 12:58:27	Twi_and_stray	50.500	14	58Alp Ori	0.87000	3000.0	101	35835	No
253	GOM_NL__2PRFIN20090106_130123_000000482075_00210_35835_1560.N1	06-JAN-2009 13:01:23	Twi_and_stray	47.500	44	24Gam Gem	1.9280	11000.	95	35835	No
254	GOM_NL__2PRFIN20090106_130303_000000472075_00210_35835_1561.N1	06-JAN-2009 13:03:03	Bright	46.500	151	13Mu Gem	2.8900	3000.0	93	35835	No
255	GOM_NL__2PRFIN20090106_130432_000000382075_00210_35835_1562.N1	06-JAN-2009 13:04:32	Bright	37.500	28	12Bet Tau	1.6500	15200.	75	35835	No
256	GOM_NL__2PRFIN20090106_130555_000000382075_00210_35835_1563.N1	06-JAN-2009 13:05:55	Bright	38.000	114	3lot Aur	2.6930	4600.0	76	35835	No
257	GOM_NL__2PRFIN20090106_130926_000000392075_00210_35835_1564.N1	06-JAN-2009 13:09:26	Bright	38.500	6	13Alp Aur	0.080000	3400.0	77	35835	No
258	GOM_NL__2PRFIN20090106_132141_000000362075_00210_35835_1565.N1	06-JAN-2009 13:21:41	Bright	35.500	49	1Alp UMi	1.9900	6300.0	71	35835	No
259	GOM_NL__2PRFIN20090106_132558_000000412075_00210_35835_1566.N1	06-JAN-2009 13:25:58	Bright	41.000	60	7Bet UMi	2.0810	3950.0	82	35835	No
260	GOM_NL__2PRFIN20090106_133001_000000382075_00210_35835_1567.N1	06-JAN-2009 13:30:01	Bright	37.500	119	14Eta Dra	2.7270	4700.0	75	35835	No
261	GOM_NL__2PRFIN20090106_133218_000000342075_00210_35835_1568.N1	06-JAN-2009 13:32:18	Bright	34.000	130	23Bet Dra	2.7990	5800.0	68	35835	No
262	GOM_NL__2PRFIN20090106_133832_000000412075_00210_35835_1569.N1	06-JAN-2009 13:38:32	Bright	40.500	133	40Zet Her	2.8070	6000.0	81	35835	No
263	GOM_NL__2PRFIN20090106_134038_000000382075_00210_35835_1570.N1	06-JAN-2009 13:40:38	Bright	38.000	67	5Alp CrB	2.2210	11000.	76	35835	No
264	GOM_NL__2PRFIN20090106_134634_000000562075_00210_35835_1571.N1	06-JAN-2009 13:46:34	Bright	56.000	102	24Alp Ser	2.6000	4250.0	112	35835	No
265	GOM_NL__2PRFIN20090106_134849_000000382075_00210_35835_1572.N1	06-JAN-2009 13:48:49	Bright	37.500	120	1Del Oph	2.7340	3200.0	75	35835	No
266	GOM_NL__2PRFIN20090106_135153_000000452075_00210_35835_1573.N1	06-JAN-2009 13:51:53	Bright	45.000	104	27Bet Lib	2.6140	13100.	90	35835	No
267	GOM_NL__2PRFIN20090106_135416_000000452075_00210_35835_1574.N1	06-JAN-2009 13:54:16	Twi_and_stray	44.500	80	7Del Sco	2.3160	30000.	89	35835	No
268	GOM_NL__2PRFIN20090106_135942_000000382075_00210_35835_1575.N1	06-JAN-2009 13:59:42	Dark	37.500	131	Gam Lup	2.8000	26000.	75	35835	No
269	GOM_NL__2PRFIN20090106_140111_000000382075_00210_35835_1576.N1	06-JAN-2009 14:01:11	Dark	38.000	109	Bet Lup	2.6770	26000.	76	35835	No
270	GOM_NL__2PRFIN20090106_140241_000000422075_00210_35835_1577.N1	06-JAN-2009 14:02:41	Dark	42.000	78	Alp Lup	2.3040	28000.	84	35835	No
271	GOM_NL__2PRFIN20090106_140540_000000502075_00211_35836_1556.N1	06-JAN-2009 14:05:40	Dark	50.000	4	Alp1Cen	-0.010000	5800.0	100	35836	No
272	GOM_NL__2PRFIN20090106_140809_000000432075_00211_35836_1557.N1	06-JAN-2009 14:08:09	Dark	42.500	64	Gam Cen	2.2000	10600.	85	35836	No
273	GOM_NL__2PRFIN20090106_140946_000000402075_00211_35836_1558.N1	06-JAN-2009 14:09:46	Dark	40.000	12	Alp1Cru	0.77500	30000.	80	35836	No
274	GOM_NL__2PRFIN20090106_141306_000000382075_00211_35836_1559.N1	06-JAN-2009 14:13:06	Dark	38.000	124	The Car	2.7640	30000.	76	35836	No
275	GOM_NL__2PRFIN20090106_141449_000000402075_00211_35836_1560.N1	06-JAN-2009 14:14:49	Dark	39.500	29	Bet Car	1.6720	10200.	79	35836	No
276	GOM_NL__2PRFIN20090106_141627_000000392075_00211_35836_1561.N1	06-JAN-2009 14:16:27	Dark	39.000	71	lot Car	2.2460	7700.0	78	35836	No
277	GOM_NL__2PRFIN20090106_142152_000000482075_00211_35836_1562.N1	06-JAN-2009 14:21:52	Dark	47.500	2	Alp Car	-0.73600	7000.0	95	35836	No
278	GOM_NL__2PRFIN20090106_142320_000000472075_00211_35836_1563.N1	06-JAN-2009 14:23:20	Dark	46.500	70	Zet Pup	2.2460	39000.	93	35836	No

279	GOM_NL__2PRFIN20090106_142513_000000492075_00211_35836_1564.N1	06-JAN-2009 14:25:13	Dark	48.500	117	Pi Pup	2.7060	3800.0	97	35836	No
280	GOM_NL__2PRFIN20090106_142755_000000452075_00211_35836_1565.N1	06-JAN-2009 14:27:55	Straylight	45.000	23	21Eps CMa	1.5020	26000.	90	35836	No
281	GOM_NL__2PRFIN20090106_142924_000000442075_00211_35836_1566.N1	06-JAN-2009 14:29:24	Straylight	43.500	179	24Omi2CMa	3.0320	24000.	87	35836	No
282	GOM_NL__2PRFIN20090106_143144_000000482075_00211_35836_1567.N1	06-JAN-2009 14:31:44	Straylight	47.500	1	9Alp CMa	-1.4400	11000.	95	35836	No
283	GOM_NL__2PRFIN20090106_143412_000000432075_00211_35836_1568.N1	06-JAN-2009 14:34:12	Straylight	42.500	56	53Kap Ori	2.0650	30000.	85	35836	No
284	GOM_NL__2PRFIN20090106_143640_000000442075_00211_35836_1569.N1	06-JAN-2009 14:36:40	Straylight	43.500	30	46Eps Ori	1.6940	30000.	87	35836	No
285	GOM_NL__2PRFIN20090106_143903_000000532075_00211_35836_1570.N1	06-JAN-2009 14:39:03	Twi_and_stray	52.500	14	58Alp Ori	0.87000	3000.0	105	35836	No
286	GOM_NL__2PRFIN20090106_144158_000000472075_00211_35836_1571.N1	06-JAN-2009 14:41:58	Twi_and_stray	47.000	44	24Gam Gem	1.9280	11000.	94	35836	No
287	GOM_NL__2PRFIN20090106_144339_000000452075_00211_35836_1572.N1	06-JAN-2009 14:43:39	Bright	44.500	151	13Mu Gem	2.8900	3000.0	89	35836	No
288	GOM_NL__2PRFIN20090106_144507_000000382075_00211_35836_1573.N1	06-JAN-2009 14:45:07	Bright	37.500	28	12Bet Tau	1.6500	15200.	75	35836	No
289	GOM_NL__2PRFIN20090106_144630_000000382075_00211_35836_1574.N1	06-JAN-2009 14:46:30	Bright	37.500	114	31ot Aur	2.6930	4600.0	75	35836	No
290	GOM_NL__2PRFIN20090106_145001_000000382075_00211_35836_1575.N1	06-JAN-2009 14:50:01	Bright	38.000	6	13Alp Aur	0.080000	3400.0	76	35836	No
291	GOM_NL__2PRFIN20090106_150217_000000352075_00211_35836_1576.N1	06-JAN-2009 15:02:17	Bright	35.000	49	1Alp UMi	1.9900	6300.0	70	35836	No
292	GOM_NL__2PRFIN20090106_150634_000000402075_00211_35836_1577.N1	06-JAN-2009 15:06:34	Bright	39.500	60	7Bet UMi	2.0810	3950.0	79	35836	No
293	GOM_NL__2PRFIN20090106_151037_000000362075_00211_35836_1578.N1	06-JAN-2009 15:10:37	Bright	36.000	119	14Eta Dra	2.7270	4700.0	72	35836	No
294	GOM_NL__2PRFIN20090106_151254_000000382075_00211_35836_1579.N1	06-JAN-2009 15:12:54	Bright	38.000	130	23Bet Dra	2.7990	5800.0	76	35836	No
295	GOM_NL__2PRFIN20090106_151907_000000522075_00211_35836_1580.N1	06-JAN-2009 15:19:07	Bright	52.000	133	40Zet Her	2.8070	6000.0	104	35836	No
296	GOM_NL__2PRFIN20090106_152114_000000542075_00211_35836_1581.N1	06-JAN-2009 15:21:14	Bright	53.500	67	5Alp CrB	2.2210	11000.	107	35836	No
297	GOM_NL__2PRFIN20090106_152710_000000562075_00211_35836_1582.N1	06-JAN-2009 15:27:10	Bright	56.000	102	24Alp Ser	2.6000	4250.0	112	35836	No
298	GOM_NL__2PRFIN20090106_152925_000000532075_00211_35836_1583.N1	06-JAN-2009 15:29:25	Bright	53.000	120	1Del Oph	2.7340	3200.0	106	35836	No
299	GOM_NL__2PRFIN20090106_153230_000000462075_00211_35836_1584.N1	06-JAN-2009 15:32:30	Bright	46.000	104	27Bet Lib	2.6140	13100.	92	35836	No
300	GOM_NL__2PRFIN20090106_153452_000000432075_00211_35836_1585.N1	06-JAN-2009 15:34:52	Twi_and_stray	42.500	80	7Del Sco	2.3160	30000.	85	35836	No
301	GOM_NL__2PRFIN20090106_154018_000000402075_00211_35836_1586.N1	06-JAN-2009 15:40:18	Dark	40.000	131	Gam Lup	2.8000	26000.	80	35836	No
302	GOM_NL__2PRFIN20090106_154148_000000412075_00211_35836_1587.N1	06-JAN-2009 15:41:48	Dark	41.000	109	Bet Lup	2.6770	26000.	82	35836	No
303	GOM_NL__2PRFIN20090106_154318_000000402075_00211_35836_1588.N1	06-JAN-2009 15:43:18	Dark	40.000	78	Alp Lup	2.3040	28000.	80	35836	No
304	GOM_NL__2PRFIN20090106_154616_000000532075_00212_35837_1567.N1	06-JAN-2009 15:46:16	Dark	53.000	4	Alp1Cen	-0.010000	5800.0	106	35837	No
305	GOM_NL__2PRFIN20090106_154845_000000452075_00212_35837_1568.N1	06-JAN-2009 15:48:45	Dark	44.500	64	Gam Cen	2.2000	10600.	89	35837	No
306	GOM_NL__2PRFIN20090106_155022_000000432075_00212_35837_1569.N1	06-JAN-2009 15:50:22	Dark	42.500	12	Alp1Cru	0.77500	30000.	85	35837	No
307	GOM_NL__2PRFIN20090106_155342_000000392075_00212_35837_1570.N1	06-JAN-2009 15:53:42	Dark	38.500	124	The Car	2.7640	30000.	77	35837	No
308	GOM_NL__2PRFIN20090106_155525_000000392075_00212_35837_1571.N1	06-JAN-2009 15:55:25	Dark	39.000	29	Bet Car	1.6720	10200.	78	35837	No
309	GOM_NL__2PRFIN20090106_155703_000000412075_00212_35837_1572.N1	06-JAN-2009 15:57:03	Dark	40.500	71	1ot Car	2.2460	7700.0	81	35837	No
310	GOM_NL__2PRFIN20090106_160232_000000462075_00212_35837_1573.N1	06-JAN-2009 16:02:32	Dark	46.000	2	Alp Car	-0.73600	7000.0	92	35837	No
311	GOM_NL__2PRFIN20090106_160356_000000472075_00212_35837_1574.N1	06-JAN-2009 16:03:56	Dark	47.000	70	Zet Pup	2.2460	39000.	94	35837	No
312	GOM_NL__2PRFIN20090106_160549_000000462075_00212_35837_1575.N1	06-JAN-2009 16:05:49	Dark	45.500	117	Pi Pup	2.7060	3800.0	91	35837	No
313	GOM_NL__2PRFIN20090106_160830_000000472075_00212_35837_1576.N1	06-JAN-2009 16:08:30	Straylight	46.500	23	21Eps CMa	1.5020	26000.	93	35837	No
314	GOM_NL__2PRFIN20090106_161000_000000422075_00212_35837_1577.N1	06-JAN-2009 16:10:00	Straylight	42.000	179	24Omi2CMa	3.0320	24000.	84	35837	No
315	GOM_NL__2PRFIN20090106_161221_000000472075_00212_35837_1578.N1	06-JAN-2009 16:12:21	Straylight	46.500	1	9Alp CMa	-1.4400	11000.	93	35837	No
316	GOM_NL__2PRFIN20090106_161449_000000432075_00212_35837_1579.N1	06-JAN-2009 16:14:49	Straylight	42.500	56	53Kap Ori	2.0650	30000.	85	35837	No
317	GOM_NL__2PRFIN20090106_161717_000000432075_00212_35837_1580.N1	06-JAN-2009 16:17:17	Straylight	42.500	30	46Eps Ori	1.6940	30000.	85	35837	No
318	GOM_NL__2PRFIN20090106_161940_000000522075_00212_35837_1581.N1	06-JAN-2009 16:19:40	Twi_and_stray	51.500	14	58Alp Ori	0.87000	3000.0	103	35837	No
319	GOM_NL__2PRFIN20090106_162234_000000492075_00212_35837_1582.N1	06-JAN-2009 16:22:34	Twi_and_stray	48.500	44	24Gam Gem	1.9280	11000.	97	35837	No
320	GOM_NL__2PRFIN20090106_162415_000000462075_00212_35837_1583.N1	06-JAN-2009 16:24:15	Bright	46.000	151	13Mu Gem	2.8900	3000.0	92	35837	No
321	GOM_NL__2PRFIN20090106_162543_000000382075_00212_35837_1584.N1	06-JAN-2009 16:25:43	Bright	37.500	28	12Bet Tau	1.6500	15200.	75	35837	No
322	GOM_NL__2PRFIN20090106_162706_000000392075_00212_35837_1585.N1	06-JAN-2009 16:27:06	Bright	38.500	114	31ot Aur	2.6930	4600.0	77	35837	No
323	GOM_NL__2PRFIN20090106_163037_000000432075_00212_35837_1586.N1	06-JAN-2009 16:30:37	Bright	43.000	6	13Alp Aur	0.080000	3400.0	86	35837	No
324	GOM_NL__2PRFIN20090106_164253_000000352075_00212_35837_1587.N1	06-JAN-2009 16:42:53	Bright	35.000	49	1Alp UMi	1.9900	6300.0	70	35837	No
325	GOM_NL__2PRFIN20090106_164710_000000432075_00212_35837_1588.N1	06-JAN-2009 16:47:10	Bright	42.500	60	7Bet UMi	2.0810	3950.0	85	35837	No
326	GOM_NL__2PRFIN20090106_165113_000000412075_00212_35837_1589.N1	06-JAN-2009 16:51:13	Bright	41.000	119	14Eta Dra	2.7270	4700.0	82	35837	No
327	GOM_NL__2PRFIN20090106_165330_000000342075_00212_35837_1590.N1	06-JAN-2009 16:53:30	Bright	34.000	130	23Bet Dra	2.7990	5800.0	68	35837	No
328	GOM_NL__2PRFIN20090106_165943_000000352075_00212_35837_1591.N1	06-JAN-2009 16:59:43	Bright	35.000	133	40Zet Her	2.8070	6000.0	70	35837	No
329	GOM_NL__2PRFIN20090106_170150_000000422075_00212_35837_1592.N1	06-JAN-2009 17:01:50	Bright	42.000	67	5Alp CrB	2.2210	11000.	84	35837	No
330	GOM_NL__2PRFIN20090106_170747_000000562075_00212_35837_1593.N1	06-JAN-2009 17:07:47	Bright	56.000	102	24Alp Ser	2.6000	4250.0	112	35837	No
331	GOM_NL__2PRFIN20090106_171001_000000362075_00212_35837_1594.N1	06-JAN-2009 17:10:01	Bright	35.500	120	1Del Oph	2.7340	3200.0	71	35837	No
332	GOM_NL__2PRFIN20090106_171306_000000472075_00212_35837_1595.N1	06-JAN-2009 17:13:06	Bright	47.000	104	27Bet Lib	2.6140	13100.	94	35837	No
333	GOM_NL__2PRFIN20090106_171529_000000432075_00212_35837_1596.N1	06-JAN-2009 17:15:29	Twi_and_stray	43.000	80	7Del Sco	2.3160	30000.	86	35837	No
334	GOM_NL__2PRFIN20090106_172055_000000362075_00212_35837_1597.N1	06-JAN-2009 17:20:55	Dark	36.000	131	Gam Lup	2.8000	26000.	72	35837	No
335	GOM_NL__2PRFIN20090106_172224_000000392075_00212_35837_1598.N1	06-JAN-2009 17:22:24	Dark	39.000	109	Bet Lup	2.6770	26000.	78	35837	No
336	GOM_NL__2PRFIN20090106_172354_000000382075_00212_35837_1599.N1	06-JAN-2009 17:23:54	Dark	38.000	78	Alp Lup	2.3040	28000.	76	35837	No
337	GOM_NL__2PRFIN20090106_172653_000000522075_00213_35838_1585.N1	06-JAN-2009 17:26:53	Dark	51.500	4	Alp1Cen	-0.010000	5800.0	103	35838	No

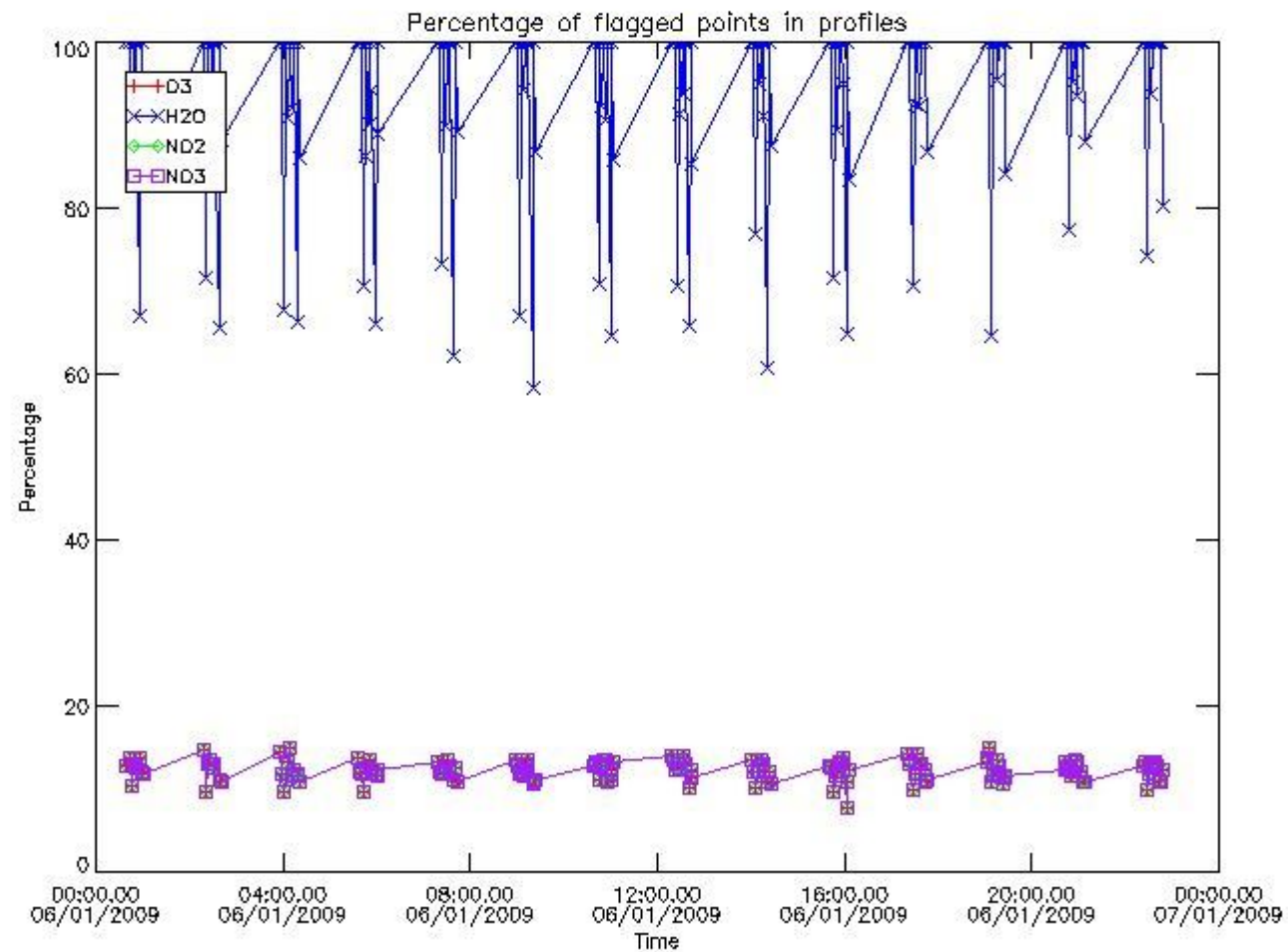
338	GOM_NL__2PRFIN20090106_172922_000000442075_00213_35838_1586.N1	06-JAN-2009 17:29:22	Dark	43.500	64	Gam Cen	2.2000	10600.	87	35838	No
339	GOM_NL__2PRFIN20090106_173058_000000472075_00213_35838_1587.N1	06-JAN-2009 17:30:58	Dark	47.000	12	Alp1Cru	0.77500	30000.	94	35838	No
340	GOM_NL__2PRFIN20090106_173419_000000362075_00213_35838_1588.N1	06-JAN-2009 17:34:19	Dark	36.000	124	The Car	2.7640	30000.	72	35838	No
341	GOM_NL__2PRFIN20090106_173602_000000392075_00213_35838_1589.N1	06-JAN-2009 17:36:02	Dark	39.000	29	Bet Car	1.6720	10200.	78	35838	No
342	GOM_NL__2PRFIN20090106_173740_000000402075_00213_35838_1590.N1	06-JAN-2009 17:37:40	Dark	39.500	71	lot Car	2.2460	7700.0	79	35838	No
343	GOM_NL__2PRFIN20090106_174222_000000422075_00213_35838_1591.N1	06-JAN-2009 17:42:22	Dark	41.500	34	Gam2Vel	1.7930	23000.	83	35838	No
344	GOM_NL__2PRFIN20090106_174432_000000472075_00213_35838_1592.N1	06-JAN-2009 17:44:32	Dark	47.000	70	Zet Pup	2.2460	39000.	94	35838	No
345	GOM_NL__2PRFIN20090106_174626_000000462075_00213_35838_1593.N1	06-JAN-2009 17:46:26	Dark	46.000	117	Pi Pup	2.7060	3800.0	92	35838	No
346	GOM_NL__2PRFIN20090106_174907_000000462075_00213_35838_1594.N1	06-JAN-2009 17:49:07	Straylight	46.000	23	21Eps CMa	1.5020	26000.	92	35838	No
347	GOM_NL__2PRFIN20090106_175036_000000452075_00213_35838_1595.N1	06-JAN-2009 17:50:36	Straylight	44.500	179	24Omi2CMa	3.0320	24000.	89	35838	No
348	GOM_NL__2PRFIN20090106_175257_000000492075_00213_35838_1596.N1	06-JAN-2009 17:52:57	Straylight	48.500	1	9Alp CMa	-1.4400	11000.	97	35838	No
349	GOM_NL__2PRFIN20090106_175524_000000432075_00213_35838_1597.N1	06-JAN-2009 17:55:24	Straylight	43.000	56	53Kap Ori	2.0650	30000.	86	35838	No
350	GOM_NL__2PRFIN20090106_175753_000000432075_00213_35838_1598.N1	06-JAN-2009 17:57:53	Straylight	42.500	30	46Eps Ori	1.6940	30000.	85	35838	No
351	GOM_NL__2PRFIN20090106_180015_000000492075_00213_35838_1599.N1	06-JAN-2009 18:00:15	Tw_i_and_stray	49.000	14	58Alp Ori	0.87000	3000.0	98	35838	No
352	GOM_NL__2PRFIN20090106_180310_000000472075_00213_35838_1600.N1	06-JAN-2009 18:03:10	Tw_i_and_stray	46.500	44	24Gam Gem	1.9280	11000.	93	35838	No
353	GOM_NL__2PRFIN20090106_180451_000000452075_00213_35838_1601.N1	06-JAN-2009 18:04:51	Bright	45.000	151	13Mu Gem	2.8900	3000.0	90	35838	No
354	GOM_NL__2PRFIN20090106_180619_000000382075_00213_35838_1602.N1	06-JAN-2009 18:06:19	Bright	38.000	28	12Bet Tau	1.6500	15200.	76	35838	No
355	GOM_NL__2PRFIN20090106_180743_000000382075_00213_35838_1603.N1	06-JAN-2009 18:07:43	Bright	37.500	114	3lot Aur	2.6930	4600.0	75	35838	No
356	GOM_NL__2PRFIN20090106_181114_000000392075_00213_35838_1604.N1	06-JAN-2009 18:11:14	Bright	39.000	6	13Alp Aur	0.080000	3400.0	78	35838	No
357	GOM_NL__2PRFIN20090106_182328_000000372075_00213_35838_1605.N1	06-JAN-2009 18:23:28	Bright	36.500	49	1Alp UMi	1.9900	6300.0	73	35838	No
358	GOM_NL__2PRFIN20090106_182745_000000412075_00213_35838_1606.N1	06-JAN-2009 18:27:45	Bright	40.500	60	7Bet UMi	2.0810	3950.0	81	35838	No
359	GOM_NL__2PRFIN20090106_183149_000000402075_00213_35838_1607.N1	06-JAN-2009 18:31:49	Bright	40.000	119	14Eta Dra	2.7270	4700.0	80	35838	No
360	GOM_NL__2PRFIN20090106_183406_000000462075_00213_35838_1608.N1	06-JAN-2009 18:34:06	Bright	45.500	130	23Bet Dra	2.7990	5800.0	91	35838	No
361	GOM_NL__2PRFIN20090106_184020_000000522075_00213_35838_1609.N1	06-JAN-2009 18:40:20	Bright	52.000	133	40Zet Her	2.8070	6000.0	104	35838	No
362	GOM_NL__2PRFIN20090106_184226_000000382075_00213_35838_1610.N1	06-JAN-2009 18:42:26	Bright	38.000	67	5Alp CrB	2.2210	11000.	76	35838	No
363	GOM_NL__2PRFIN20090106_184823_000000562075_00213_35838_1611.N1	06-JAN-2009 18:48:23	Bright	56.000	102	24Alp Ser	2.6000	4250.0	112	35838	No
364	GOM_NL__2PRFIN20090106_185038_000000532075_00213_35838_1612.N1	06-JAN-2009 18:50:38	Bright	53.000	120	1Del Oph	2.7340	3200.0	106	35838	No
365	GOM_NL__2PRFIN20090106_185342_000000462075_00213_35838_1613.N1	06-JAN-2009 18:53:42	Bright	46.000	104	27Bet Lib	2.6140	13100.	92	35838	No
366	GOM_NL__2PRFIN20090106_185605_000000442075_00213_35838_1614.N1	06-JAN-2009 18:56:05	Tw_i_and_stray	44.000	80	7Del Sco	2.3160	30000.	88	35838	No
367	GOM_NL__2PRFIN20090106_190131_000000392075_00213_35838_1615.N1	06-JAN-2009 19:01:31	Dark	38.500	131	Gam Lup	2.8000	26000.	77	35838	No
368	GOM_NL__2PRFIN20090106_190301_000000372075_00213_35838_1616.N1	06-JAN-2009 19:03:01	Dark	37.000	109	Bet Lup	2.6770	26000.	74	35838	No
369	GOM_NL__2PRFIN20090106_190431_000000382075_00213_35838_1617.N1	06-JAN-2009 19:04:31	Dark	37.500	78	Alp Lup	2.3040	28000.	75	35838	No
370	GOM_NL__2PRFIN20090106_190729_000000472075_00214_35839_1604.N1	06-JAN-2009 19:07:29	Dark	47.000	4	Alp1Cen	-0.010000	5800.0	94	35839	No
371	GOM_NL__2PRFIN20090106_190959_000000442075_00214_35839_1605.N1	06-JAN-2009 19:09:59	Dark	43.500	64	Gam Cen	2.2000	10600.	87	35839	No
372	GOM_NL__2PRFIN20090106_191135_000000442075_00214_35839_1606.N1	06-JAN-2009 19:11:35	Dark	44.000	12	Alp1Cru	0.77500	30000.	88	35839	No
373	GOM_NL__2PRFIN20090106_191455_000000382075_00214_35839_1607.N1	06-JAN-2009 19:14:55	Dark	38.000	124	The Car	2.7640	30000.	76	35839	No
374	GOM_NL__2PRFIN20090106_191638_000000442075_00214_35839_1608.N1	06-JAN-2009 19:16:38	Dark	43.500	29	Bet Car	1.6720	10200.	87	35839	No
375	GOM_NL__2PRFIN20090106_191816_000000402075_00214_35839_1609.N1	06-JAN-2009 19:18:16	Dark	40.000	71	lot Car	2.2460	7700.0	80	35839	No
376	GOM_NL__2PRFIN20090106_192258_000000482075_00214_35839_1610.N1	06-JAN-2009 19:22:58	Dark	48.000	34	Gam2Vel	1.7930	23000.	96	35839	No
377	GOM_NL__2PRFIN20090106_192509_000000452075_00214_35839_1611.N1	06-JAN-2009 19:25:09	Dark	45.000	70	Zet Pup	2.2460	39000.	90	35839	No
378	GOM_NL__2PRFIN20090106_192702_000000452075_00214_35839_1612.N1	06-JAN-2009 19:27:02	Dark	44.500	117	Pi Pup	2.7060	3800.0	89	35839	No
379	GOM_NL__2PRFIN20090106_192943_000000432075_00214_35839_1613.N1	06-JAN-2009 19:29:43	Straylight	43.000	23	21Eps CMa	1.5020	26000.	86	35839	No
380	GOM_NL__2PRFIN20090106_193112_000000432075_00214_35839_1614.N1	06-JAN-2009 19:31:12	Straylight	42.500	179	24Omi2CMa	3.0320	24000.	85	35839	No
381	GOM_NL__2PRFIN20090106_193333_000000482075_00214_35839_1615.N1	06-JAN-2009 19:33:33	Straylight	48.000	1	9Alp CMa	-1.4400	11000.	96	35839	No
382	GOM_NL__2PRFIN20090106_193601_000000422075_00214_35839_1616.N1	06-JAN-2009 19:36:01	Straylight	42.000	56	53Kap Ori	2.0650	30000.	84	35839	No
383	GOM_NL__2PRFIN20090106_193829_000000422075_00214_35839_1617.N1	06-JAN-2009 19:38:29	Straylight	42.000	30	46Eps Ori	1.6940	30000.	84	35839	No
384	GOM_NL__2PRFIN20090106_194051_000000482075_00214_35839_1618.N1	06-JAN-2009 19:40:51	Tw_i_and_stray	47.500	14	58Alp Ori	0.87000	3000.0	95	35839	No
385	GOM_NL__2PRFIN20090106_194346_000000472075_00214_35839_1619.N1	06-JAN-2009 19:43:46	Tw_i_and_stray	46.500	44	24Gam Gem	1.9280	11000.	93	35839	No
386	GOM_NL__2PRFIN20090106_194526_000000432075_00214_35839_1620.N1	06-JAN-2009 19:45:26	Bright	42.500	151	13Mu Gem	2.8900	3000.0	85	35839	No
387	GOM_NL__2PRFIN20090106_194655_000000382075_00214_35839_1621.N1	06-JAN-2009 19:46:55	Bright	38.000	28	12Bet Tau	1.6500	15200.	76	35839	No
388	GOM_NL__2PRFIN20090106_194818_000000382075_00214_35839_1622.N1	06-JAN-2009 19:48:18	Bright	38.000	114	3lot Aur	2.6930	4600.0	76	35839	No
389	GOM_NL__2PRFIN20090106_195149_000000442075_00214_35839_1623.N1	06-JAN-2009 19:51:49	Bright	43.500	6	13Alp Aur	0.080000	3400.0	87	35839	No
390	GOM_NL__2PRFIN20090106_200404_000000372075_00214_35839_1624.N1	06-JAN-2009 20:04:04	Bright	37.000	49	1Alp UMi	1.9900	6300.0	74	35839	No
391	GOM_NL__2PRFIN20090106_200822_000000402075_00214_35839_1625.N1	06-JAN-2009 20:08:22	Bright	40.000	60	7Bet UMi	2.0810	3950.0	80	35839	No
392	GOM_NL__2PRFIN20090106_201224_000000332075_00214_35839_1626.N1	06-JAN-2009 20:12:24	Bright	33.000	119	14Eta Dra	2.7270	4700.0	66	35839	No
393	GOM_NL__2PRFIN20090106_201442_000000352075_00214_35839_1627.N1	06-JAN-2009 20:14:42	Bright	35.000	130	23Bet Dra	2.7990	5800.0	70	35839	No
394	GOM_NL__2PRFIN20090106_202056_000000352075_00214_35839_1628.N1	06-JAN-2009 20:20:56	Bright	34.500	133	40Zet Her	2.8070	6000.0	69	35839	No
395	GOM_NL__2PRFIN20090106_202303_000000582075_00214_35839_1629.N1	06-JAN-2009 20:23:03	Bright	58.000	67	5Alp CrB	2.2210	11000.	116	35839	No
396	GOM_NL__2PRFIN20090106_202859_000000562075_00214_35839_1630.N1	06-JAN-2009 20:28:59	Bright	56.000	102	24Alp Ser	2.6000	4250.0	112	35839	No

456	GOM_NL__2PRFIN20090106_232933_000000352075_00216_35841_1657.N1	06-JAN-2009 23:29:33	Bright	34.500	60	7Bet UMi	2.0810	3950.0	69	35841	No
457	GOM_NL__2PRFIN20090106_233336_000000352075_00216_35841_1658.N1	06-JAN-2009 23:33:36	Bright	34.500	119	14Eta Dra	2.7270	4700.0	69	35841	No
458	GOM_NL__2PRFIN20090106_233554_000000462075_00216_35841_1659.N1	06-JAN-2009 23:35:54	Bright	45.500	130	23Bet Dra	2.7990	5800.0	91	35841	No
459	GOM_NL__2PRFIN20090106_234208_000000432075_00216_35841_1660.N1	06-JAN-2009 23:42:08	Bright	43.000	133	40Zet Her	2.8070	6000.0	86	35841	No
460	GOM_NL__2PRFIN20090106_234414_000000392075_00216_35841_1661.N1	06-JAN-2009 23:44:14	Bright	38.500	67	5Alp CrB	2.2210	11000.	77	35841	No
461	GOM_NL__2PRFIN20090106_235012_000000562075_00216_35841_1662.N1	06-JAN-2009 23:50:12	Bright	56.000	102	24Alp Ser	2.6000	4250.0	112	35841	No
462	GOM_NL__2PRFIN20090106_235226_000000362075_00216_35841_1663.N1	06-JAN-2009 23:52:26	Bright	36.000	120	1Del Oph	2.7340	3200.0	72	35841	No
463	GOM_NL__2PRFIN20090106_235532_000000482075_00216_35841_1664.N1	06-JAN-2009 23:55:32	Bright	47.500	104	27Bet Lib	2.6140	13100.	95	35841	No
464	GOM_NL__2PRFIN20090106_235754_000000442075_00216_35841_1665.N1	06-JAN-2009 23:57:54	Twilight_stray	44.000	80	7Del Sco	2.3160	30000.	88	35841	No

3. Quality information per product

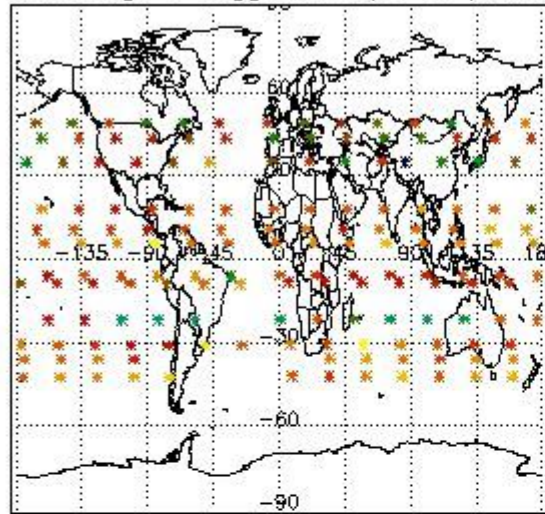
In this section it is plotted some information contained in the Quality Summary data set of the level 2 products. Only products in dark limb conditions and without errors (error flag in the MPH set to "0") are used.

3.1 Plot quality information per product (time dependant)

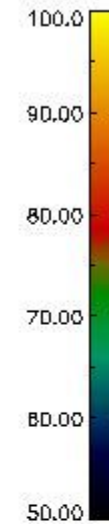
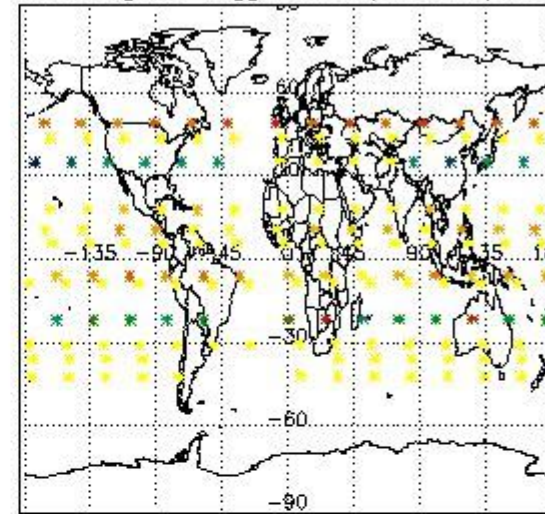


3.2 Plot quality information per product (world map)

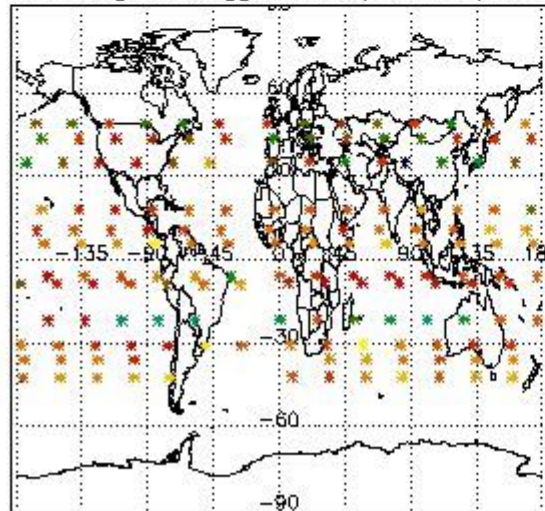
Percentage of flagged data per O3 profile



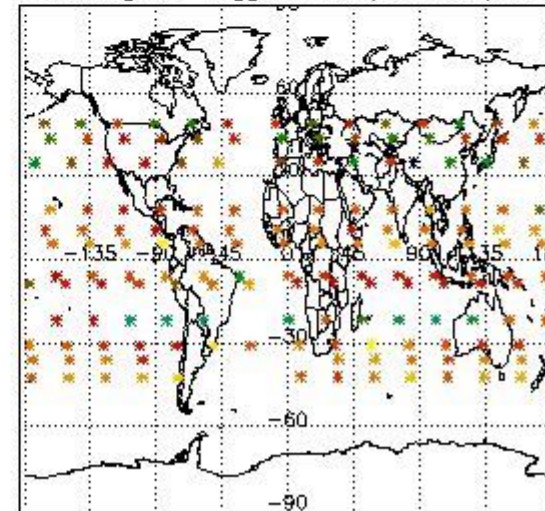
Percentage of flagged data per H2O profile



Percentage of flagged data per NO2 profile



Percentage of flagged data per NO3 profile

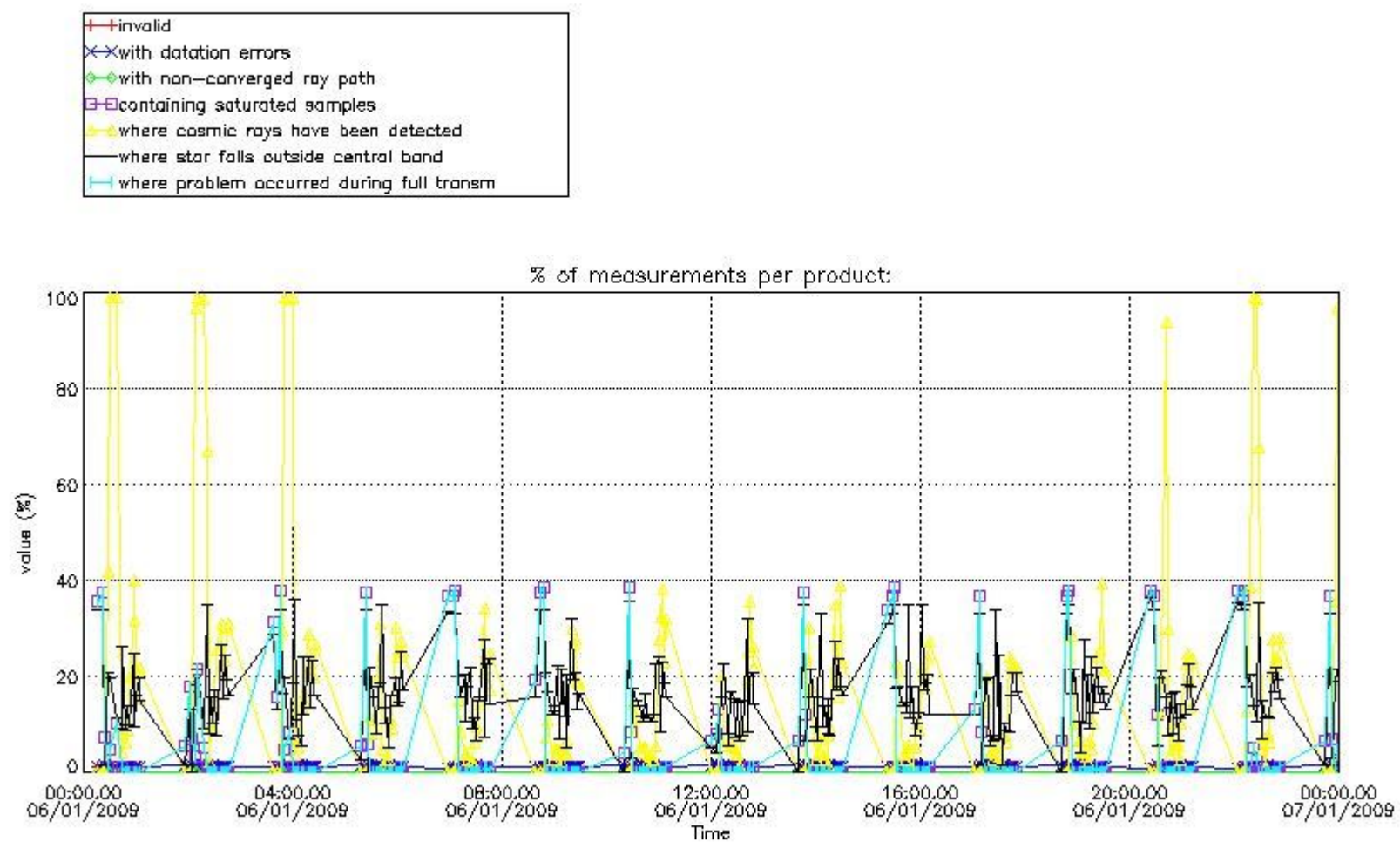


4. Level 1 quality information per product

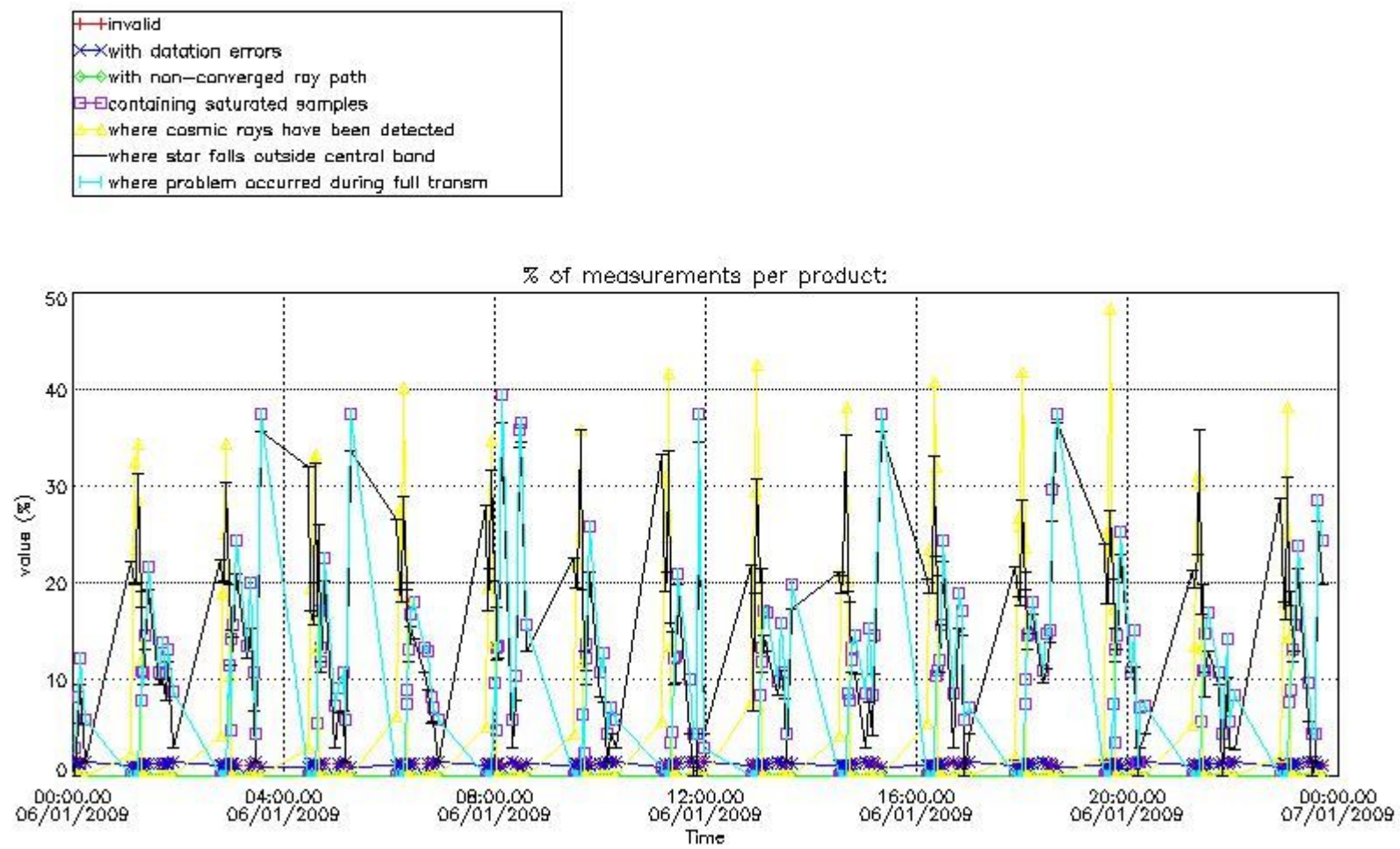
In this section it is plotted some information contained in the Quality Summary data set of the level 2 products that comes from the level 1b processing. Products without errors (error flag in the MPH set to "0") are used.

4.1 Plot quality information per product (time dependant) coming from level 1b processing

4.1.1 Plot level 1 quality information per product (time dependant): ENVISAT ASCENDING passes

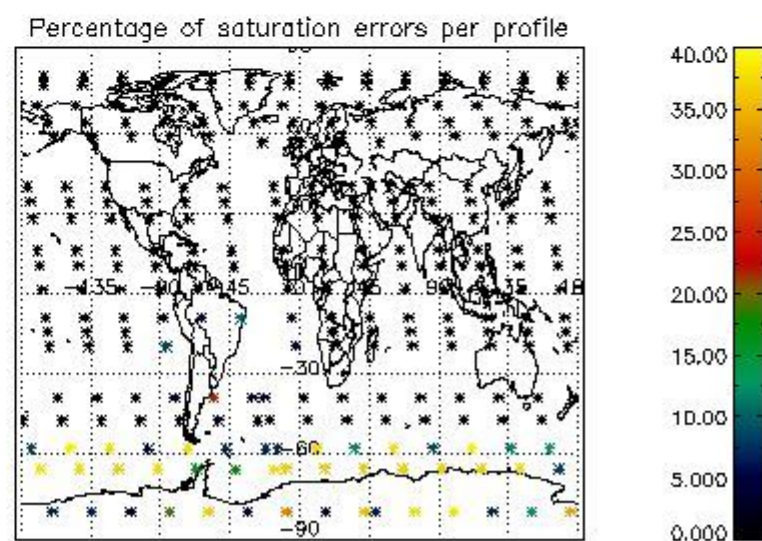
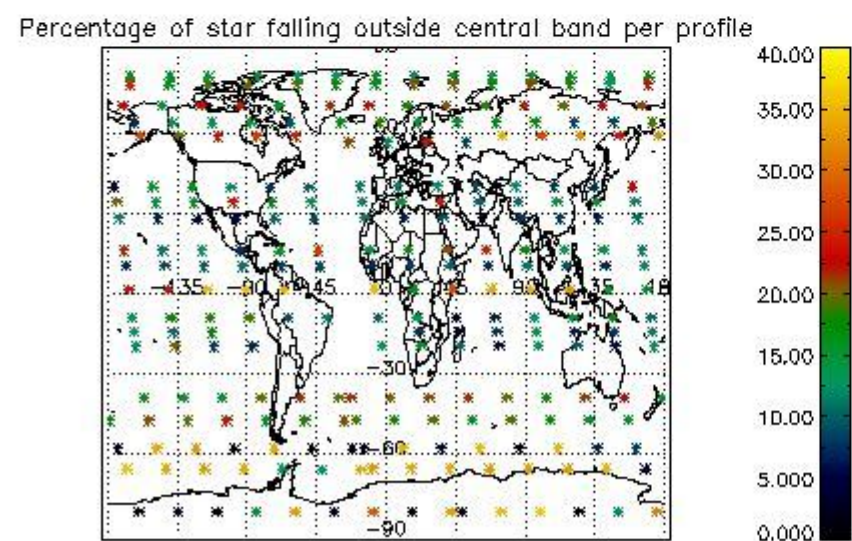
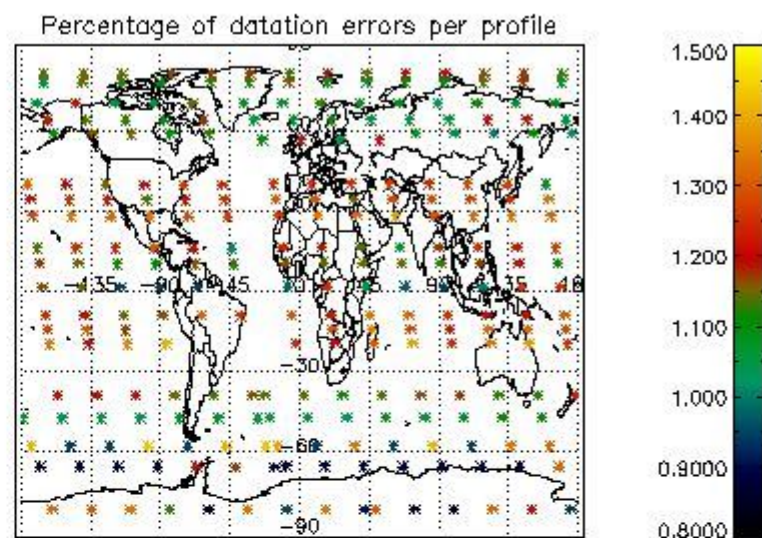
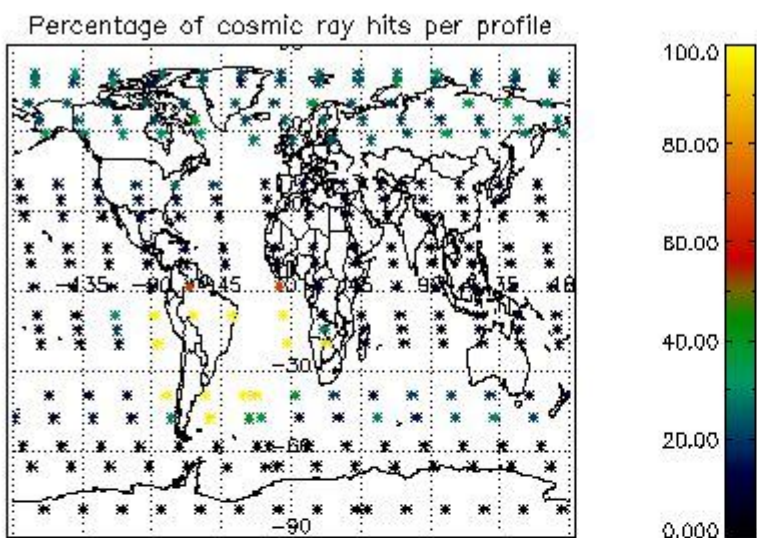


4.1.2 Plot level 1 quality information per product (time dependant): ENVISAT DESCENDING passes

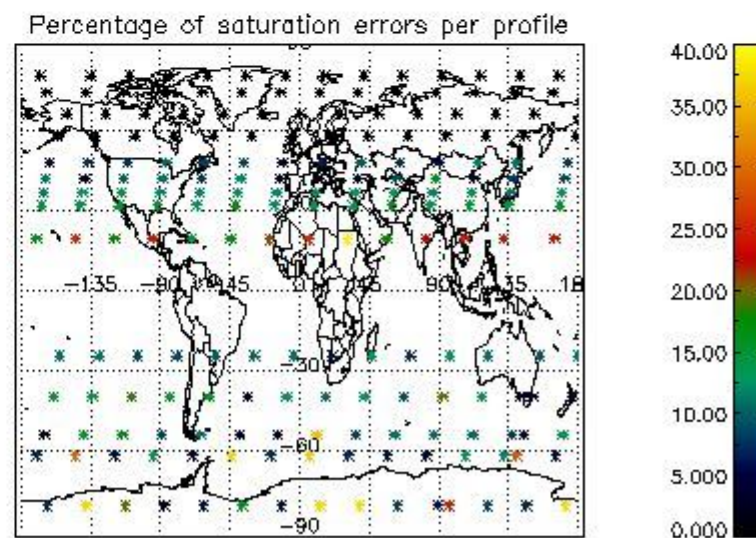
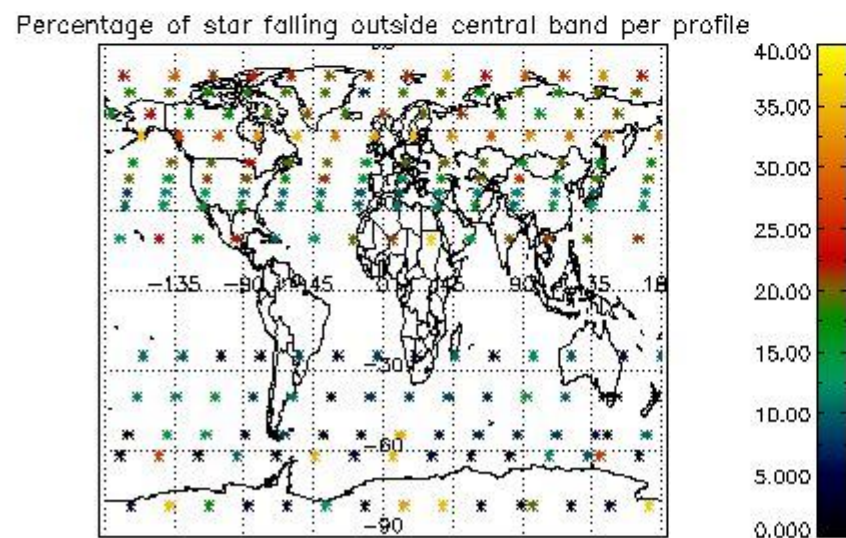
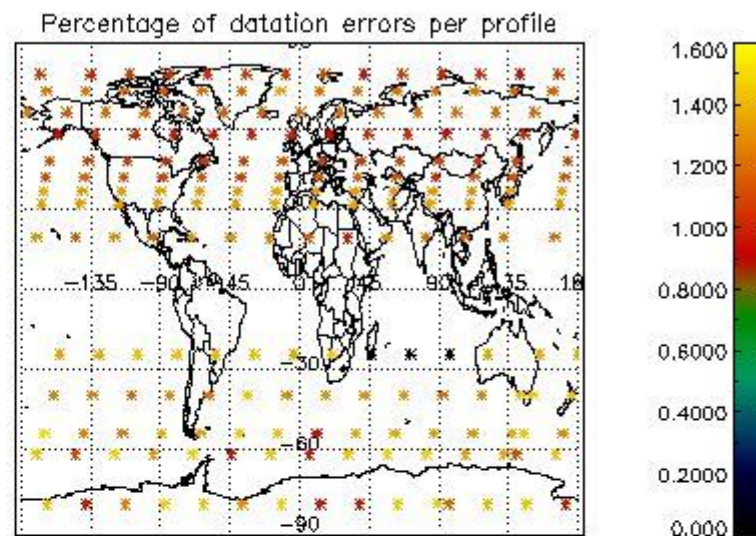
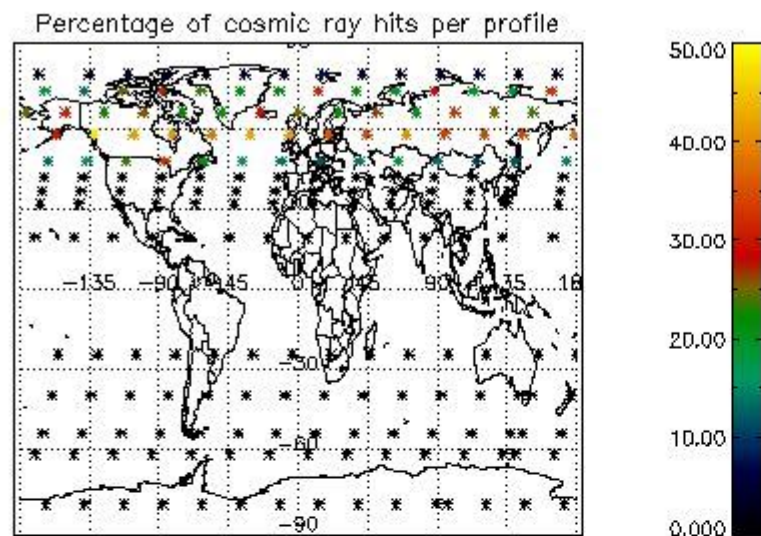


4.2 Plot quality information per product coming from level 1b processing (world map)

4.2.1 Plot level 1 quality information per product (world map): ENVISAT ASCENDING passes



4.2.2 Plot level 1 quality information per product (world map): ENVISAT DESCENDING passes



5. Trace gas profiles

5.1 Ozone statistics based on quality of products

The final quality of the products can be "measured" using the STD (Standard Deviation) attached to every point profile. This information is written to the parameter GOM_NL__2P/NL_LOCAL_SPECIES_DENSITY/o3_std of the level 2 products. The table below shows the statistics for given STD ranges.

The statistics are given with respect to the overall valid production:

- Products without fatal errors: GOM_NL__2P/MPH/PRODUCT_ERR=0
- Valid point profile: GOM_NL__2P/NL_LOCAL_SPECIES_DENSITY/pcd(0)=0

The 'Criteria' is applied to valid points of dark limb products:

- Products in dark limb illumination condition: GOM_NL__2P/NL_SUMMARY_QUALITY/obs_ill_cond=0
- Products without fatal errors: GOM_NL__2P/MPH/PRODUCT_ERR=0
- Valid point profile: GOM_NL__2P/NL_LOCAL_SPECIES_DENSITY/pcd(0)=0

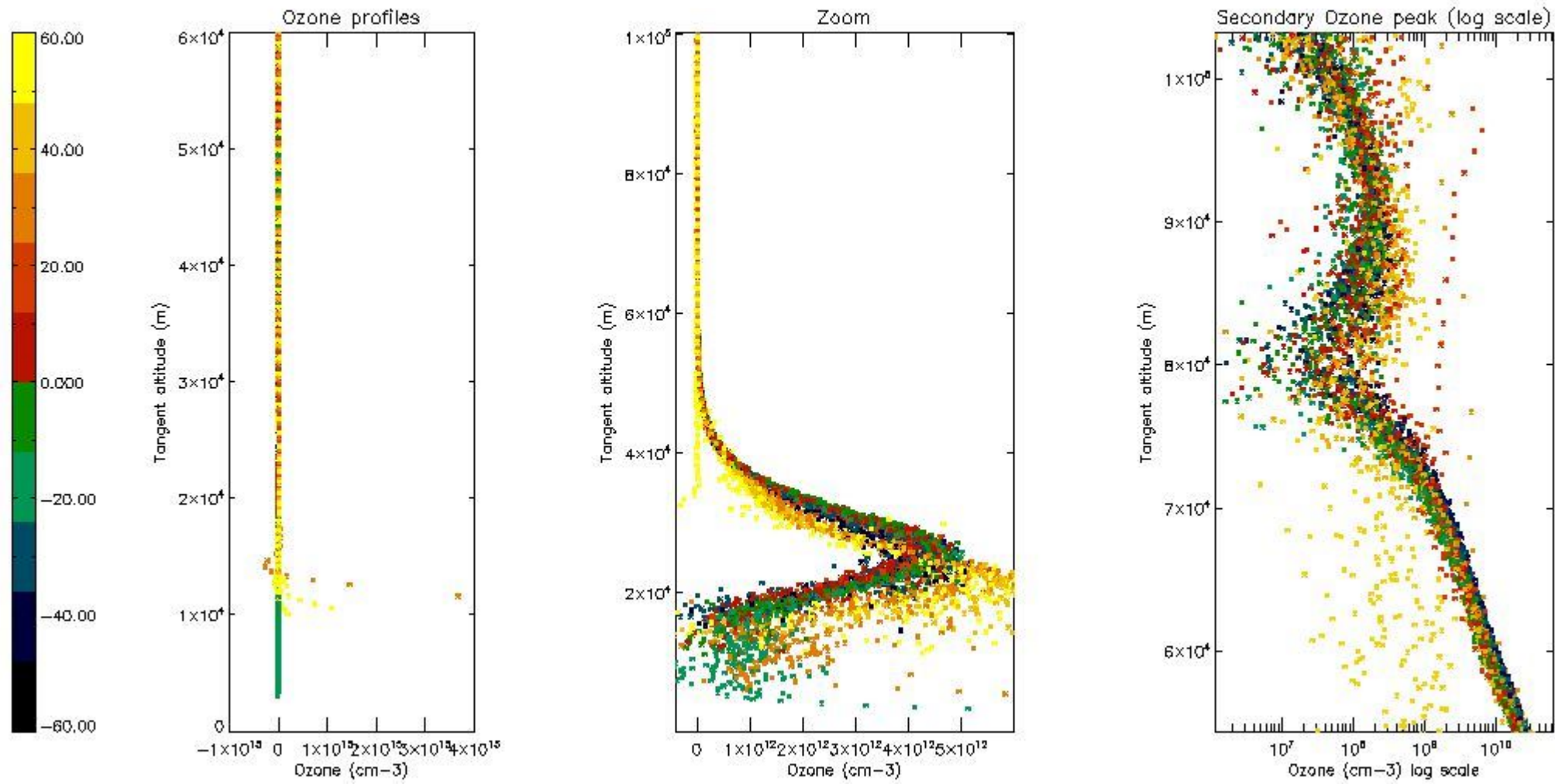
So, the table below shows the percentage of dark limb and valid observations for each criteria with respect to the overall valid daily observations.

Criteria	% of total production
All STD	35
STD < 20	20

STD < 10	16
STD < 5	12

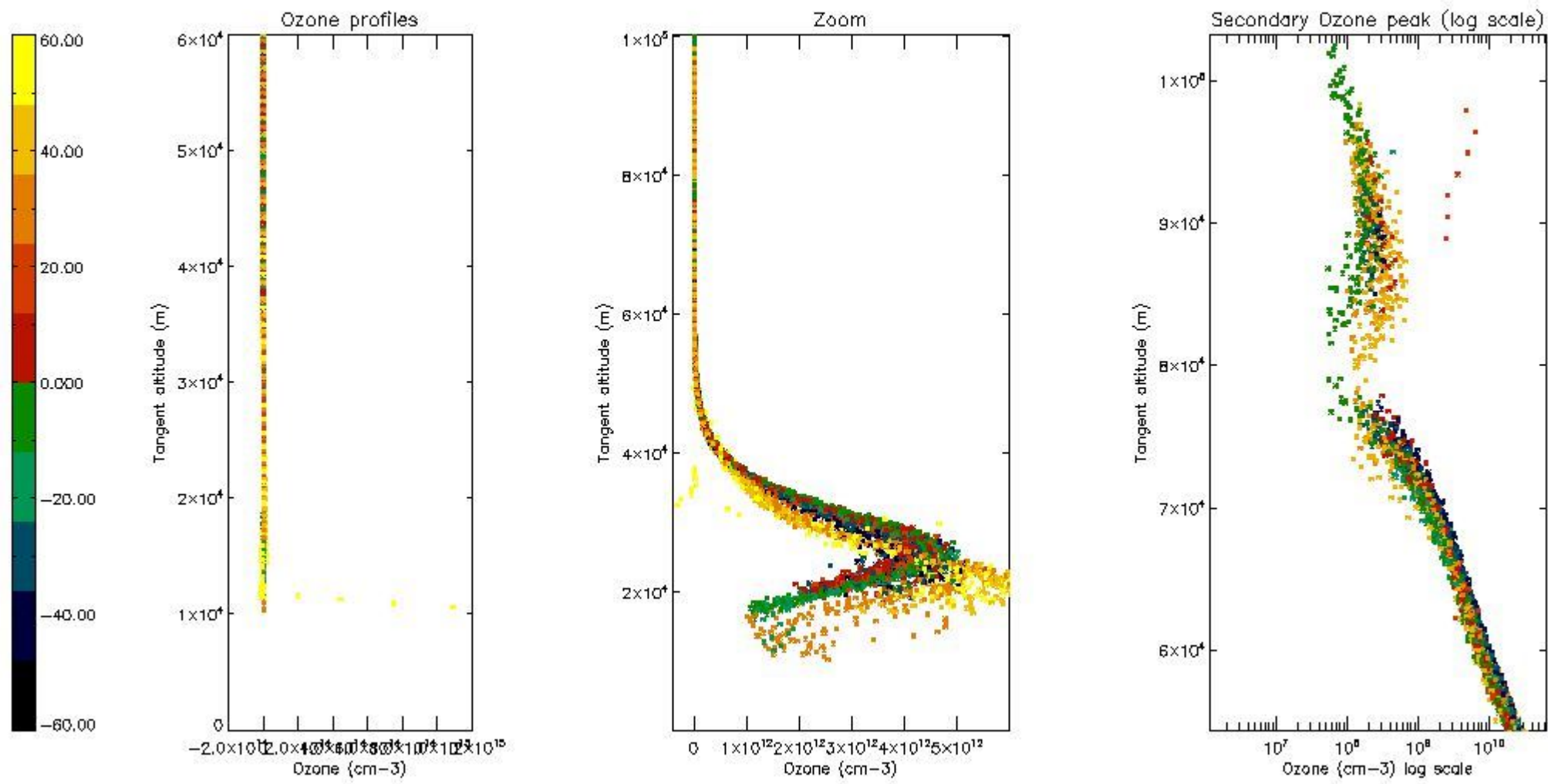
5.2 Plot ozone profiles for all STD (dark without errors)

The colorbar represents the latitude.



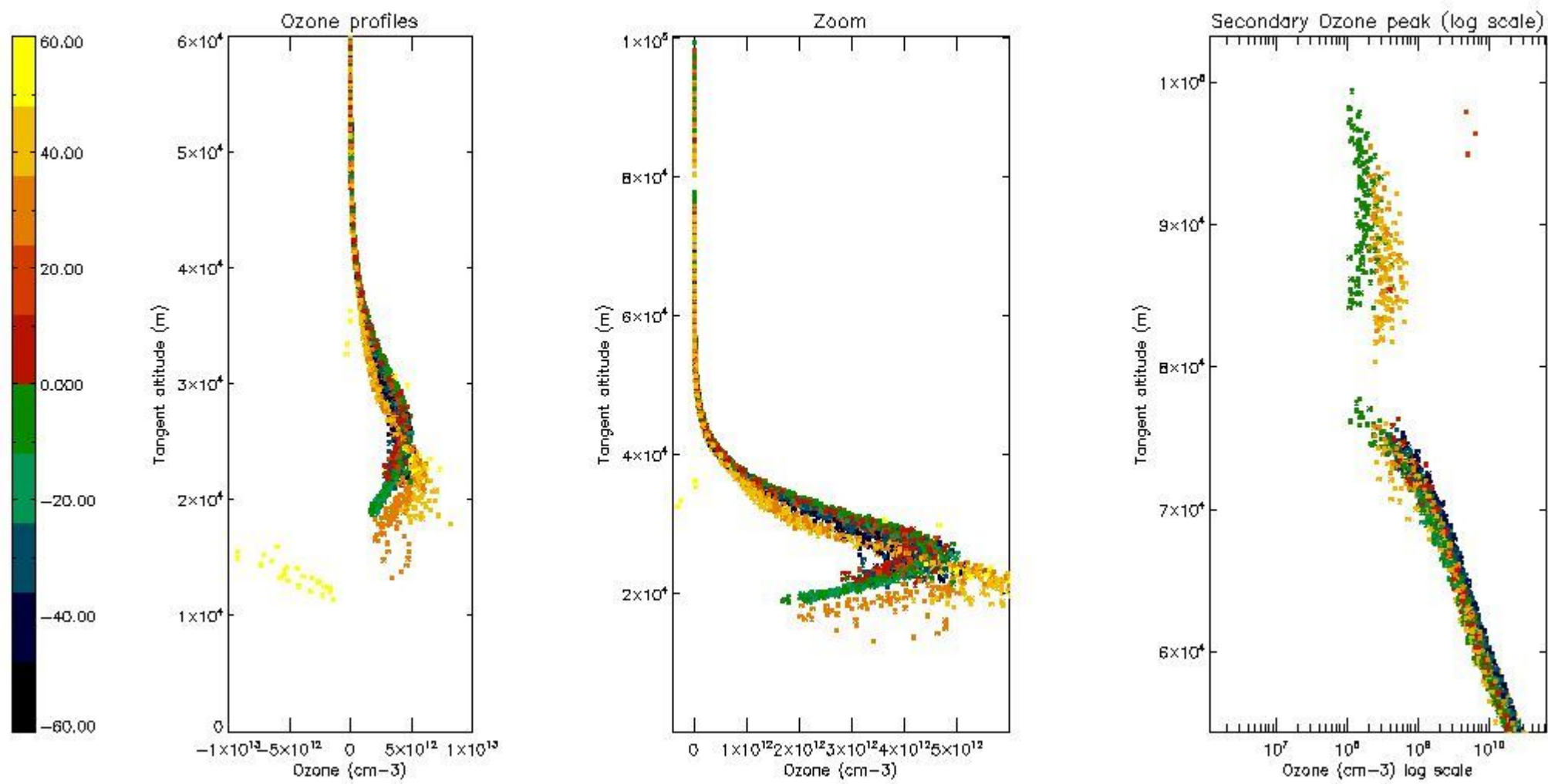
5.3 Plot ozone profiles where STD < 20% (dark without errors)

The colorbar represents the latitude.



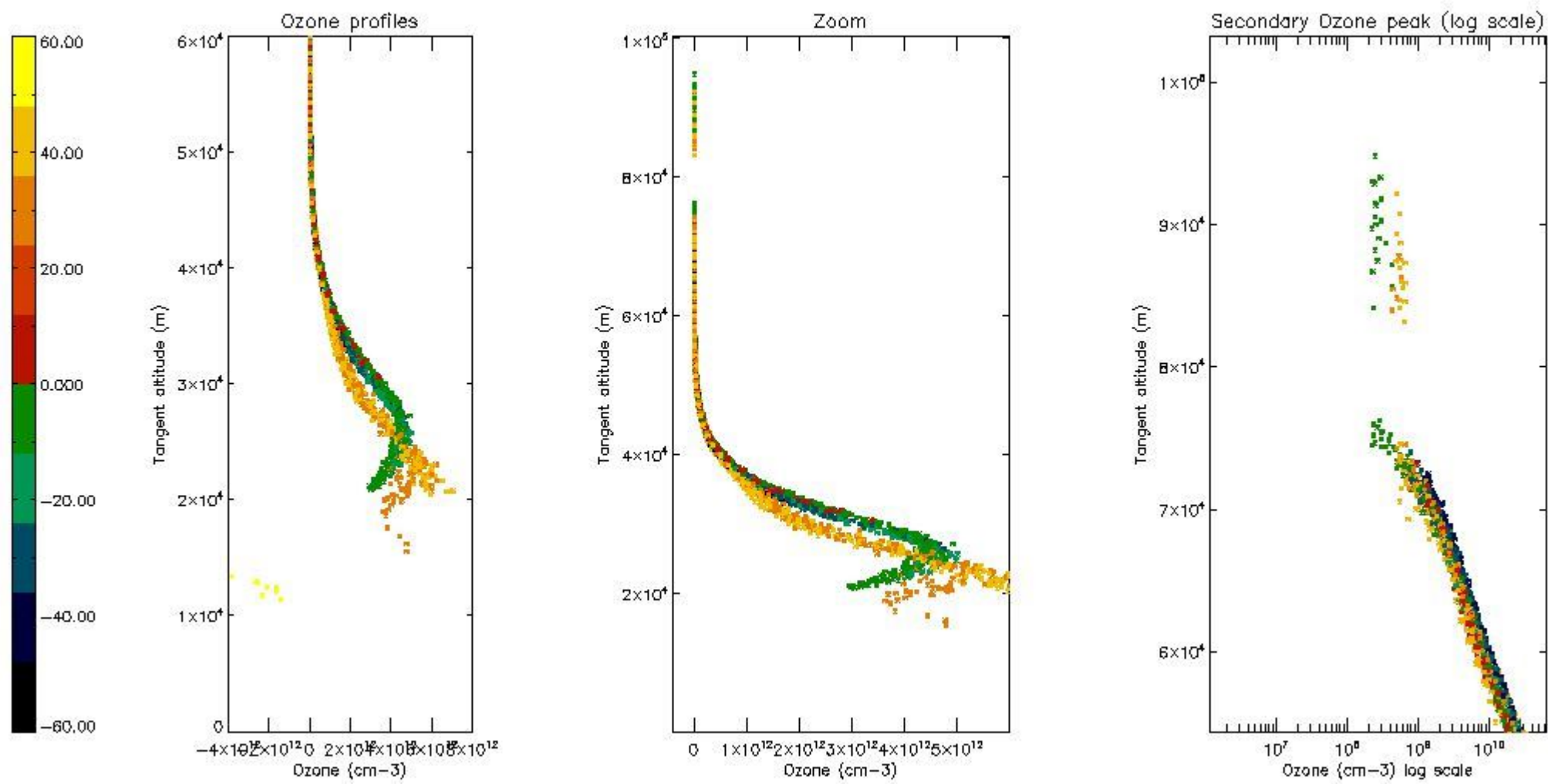
5.4 Plot ozone profiles where $STD < 10\%$ (dark without errors)

The colorbar represents the latitude.



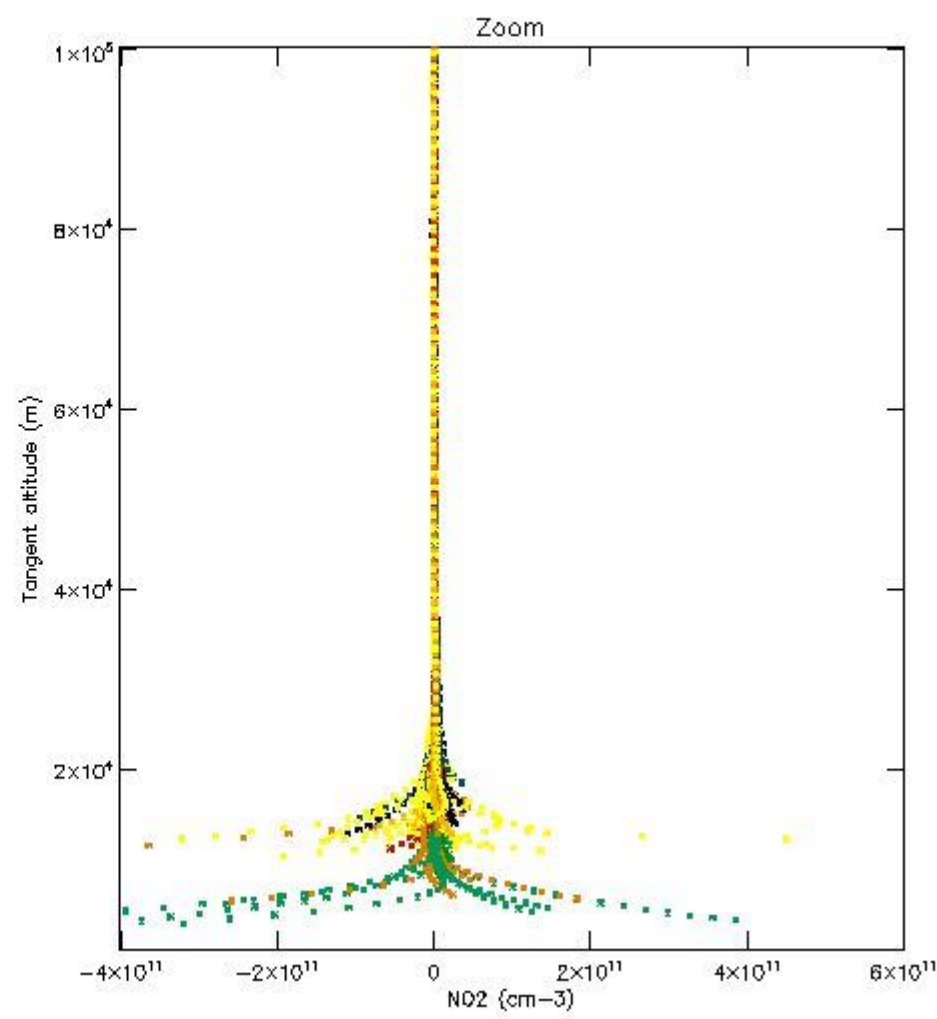
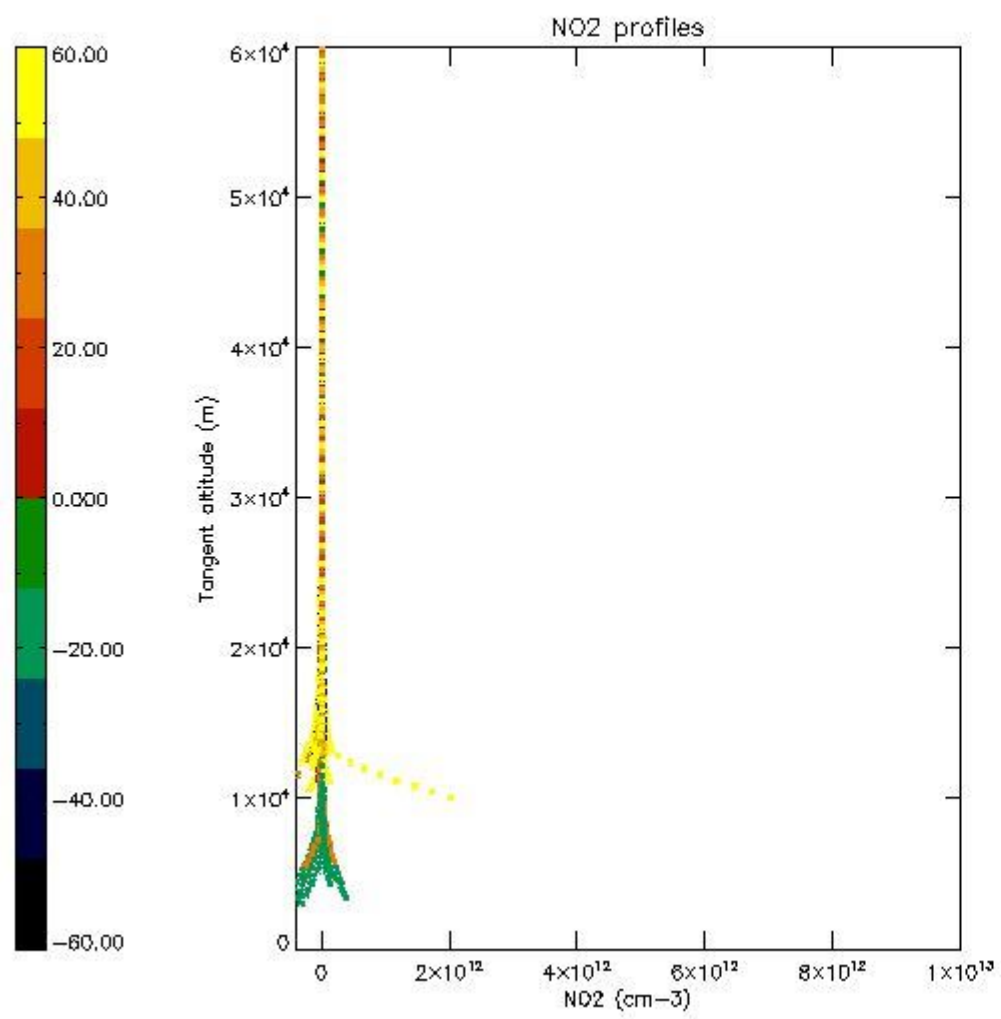
5.5 Plot ozone profiles where $STD < 5\%$ (dark without errors)

The colorbar represents the latitude.



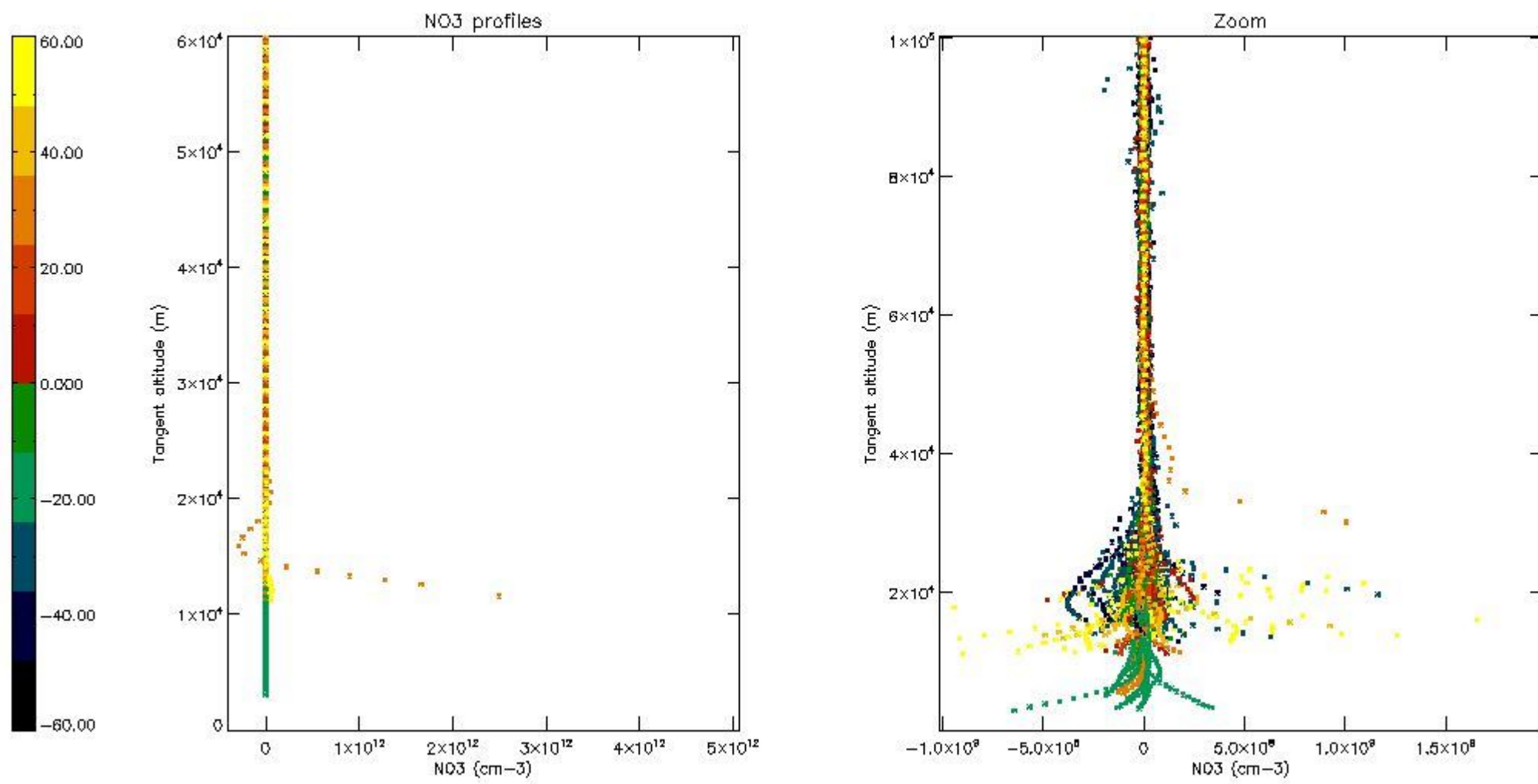
5.6 Plot NO₂ profiles for all STD (dark without errors)

The colorbar represents the latitude.



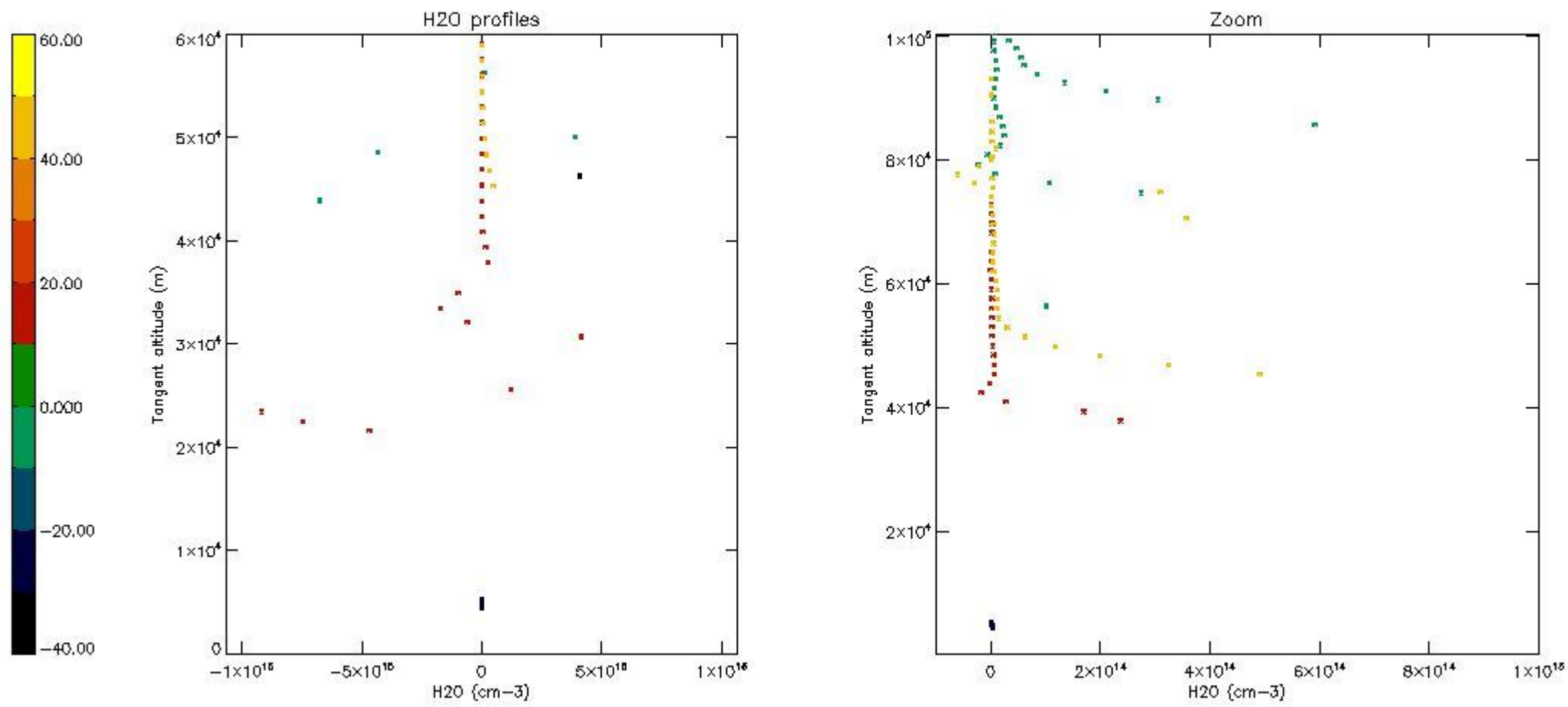
5.7 Plot NO3 profiles for all STD (dark without errors)

The colorbar represents the latitude.



5.8 Plot H2O profiles for all STD (only for occultations of stars 1,2,3,4,13,14,16,26,63 dark without errors)

The colorbar represents the latitude.



6. Auxiliary Data Files used for the production reported in section 2

The number reported in the third column indicates since which file (see list in section 2) the corresponding auxiliary file has been used. The fourth column is the date of those product files.

Type	Auxiliary Filename	Used since product	Used since product date
INST_PHYS_CHARACTERISTICS	GOM_INS_AXVIEC20091111_143220_20030716_120000_20500101_000000	1	06-JAN-2009 00:01:12
LEVEL-2_PROC_CONFIG	GOM_PR2_AXVIEC20091111_152718_20020301_000000_20500101_000000	1	06-JAN-2009 00:01:12
CROSS_SECTIONS_FILE	GOM_CRS_AXVIEC20091111_154832_20020301_000000_20500101_000000	1	06-JAN-2009 00:01:12

GOMOS Level 2 Daily Report

SUMMARY

[1. General Info](#)

[2. Summary of processed GOM_NL_2P products](#)

[3. Level 2 Quality information per product](#)

[3.1 Plot of level 2 quality information per product \(time dependant\)](#)

[3.2 Plot of level 2 quality information per product \(world map\)](#)

[4. Level 1 Quality information per product \(stored on level 2 products\)](#)

[4.1 Plot of level 1 quality information per product \(time dependant\)](#)

[4.1.1 Plot of level 1 quality information per product \(time dependant\): ASCENDING](#)

[4.1.2 Plot of level 1 quality information per product \(time dependant\): DESCENDING](#)

[4.2 Plot of level 1 quality information per product \(world map\)](#)

[4.2.1 Plot of level 1 quality information per product \(world map\): ASCENDING](#)

[4.2.2 Plot of level 1 quality information per product \(world map\): DESCENDING](#)

[5. Ozone profiles based on quality statistics and other trace gas profiles](#)

[5.1 Ozone statistics based on quality of products](#)

[5.2 Plot ozone profiles for all STD \(dark without errors\)](#)

[5.3 Plot ozone profiles where STD < 20% \(dark without errors\)](#)

[5.4. Plot ozone profiles where STD < 10% \(dark without errors\)](#)

[5.5. Plot ozone profiles where STD < 5% \(dark without errors\)](#)

[5.6 Plot NO2 profiles for all STD \(dark without errors\)](#)

[5.7 Plot NO3 profiles for all STD \(dark without errors\)](#)

[5.8 Plot H2O profiles \(only for occultations of stars 1,2,3,4,13,14,16,26,63 dark without errors\) for all STD](#)

[6. Auxiliary Data Files used for the production reported in section 2](#)

This report presents the daily analysis on parameters extracted from GOMOS level 2 data (GOM_NL__2P). It is intended to monitor some important parameters that will impact the quality of these products. A list of level 2 products (and content) that have arrived during the reporting day to the PCF is also given.

Item	Value
Time of report generation	25APR2013 08:48:13
Data source version	GOMOS/6.01
Start time of products	06-01-2009 (06JAN2009 00:00:00)
Stop time of products	07-01-2009 (07JAN2009 00:00:00)
Store outputs in DB	Yes
Nb of level 2 prods	464
Nb of prods with errors	0

2. Summary of processed GOM_NL__2P products.

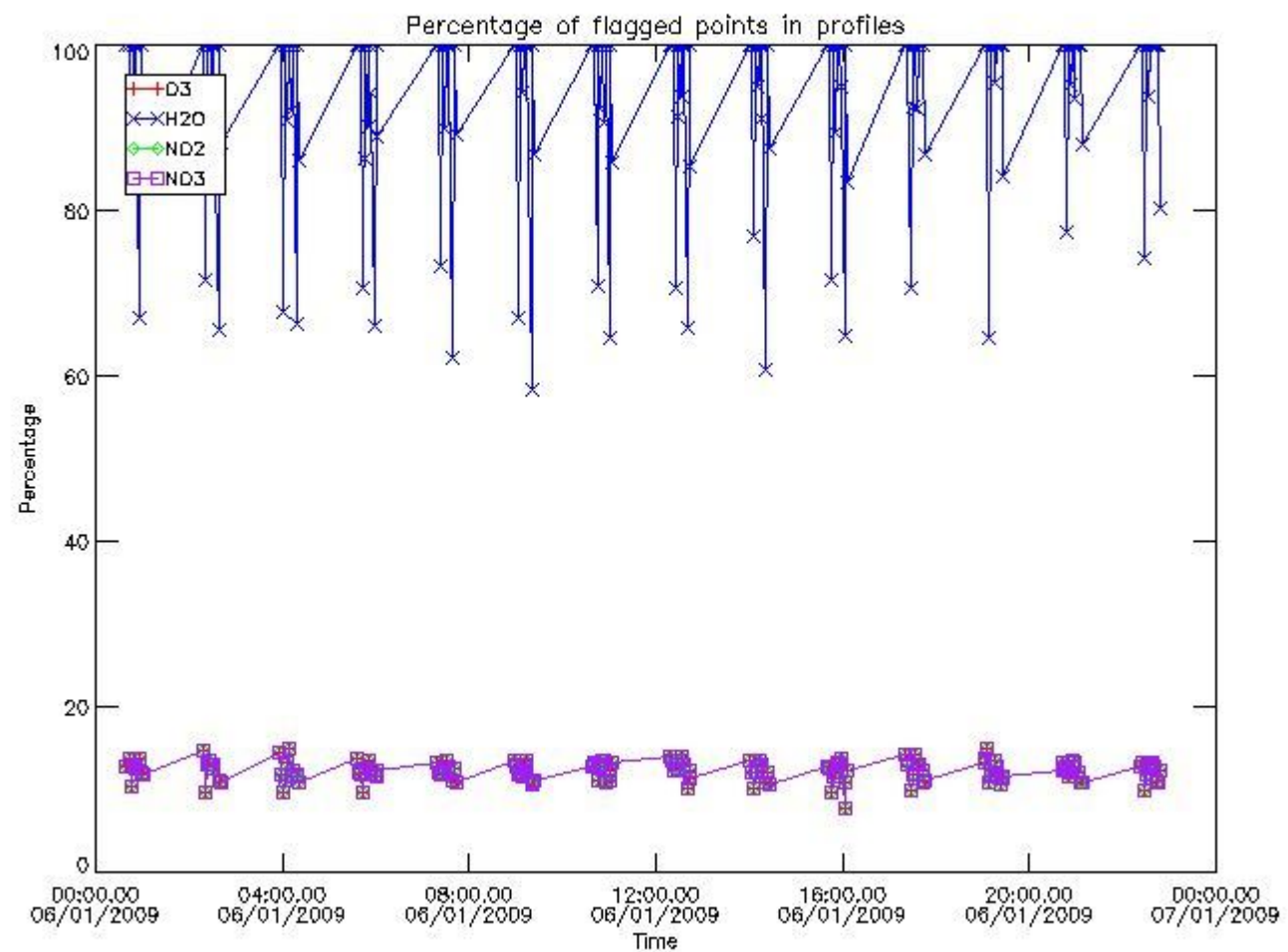
Nr	Filename	UTC Start time	Limb	Duration	Star Id	Star Name	Star Mag	Star Temp	Nb Meas	Orbit	Prod. error
1	GOM_NL__2PRFIN20090106_000112_000000352075_00202_35827_1412.N1	06-JAN-2009 00:01:12	Bright	35.000	60	7Bet UMi	2.0810	3950.0	70	35827	No
2	GOM_NL__2PRFIN20090106_000513_000000372075_00202_35827_1413.N1	06-JAN-2009 00:05:13	Bright	37.000	119	14Eta Dra	2.7270	4700.0	74	35827	No
3	GOM_NL__2PRFIN20090106_000730_000000372075_00202_35827_1414.N1	06-JAN-2009 00:07:30	Bright	37.000	130	23Bet Dra	2.7990	5800.0	74	35827	No
4	GOM_NL__2PRFIN20090106_001343_000000352075_00202_35827_1415.N1	06-JAN-2009 00:13:43	Bright	34.500	133	40Zet Her	2.8070	6000.0	69	35827	No
5	GOM_NL__2PRFIN20090106_001549_000000552075_00202_35827_1416.N1	06-JAN-2009 00:15:49	Bright	55.000	67	5Alp CrB	2.2210	11000.	110	35827	No
6	GOM_NL__2PRFIN20090106_002144_000000562075_00202_35827_1417.N1	06-JAN-2009 00:21:44	Bright	56.000	102	24Alp Ser	2.6000	4250.0	112	35827	No
7	GOM_NL__2PRFIN20090106_002359_000000352075_00202_35827_1418.N1	06-JAN-2009 00:23:59	Bright	35.000	120	1Del Oph	2.7340	3200.0	70	35827	No
8	GOM_NL__2PRFIN20090106_002701_000000482075_00202_35827_1419.N1	06-JAN-2009 00:27:01	Bright	48.000	104	27Bet Lib	2.6140	13100.	96	35827	No
9	GOM_NL__2PRFIN20090106_002926_000000432075_00202_35827_1420.N1	06-JAN-2009 00:29:26	Twilight	43.000	80	7Del Sco	2.3160	30000.	86	35827	No
10	GOM_NL__2PRFIN20090106_003749_000000402075_00202_35827_1421.N1	06-JAN-2009 00:37:49	Dark	40.000	78	Alp Lup	2.3040	28000.	80	35827	No
11	GOM_NL__2PRFIN20090106_004314_000000452075_00203_35828_1405.N1	06-JAN-2009 00:43:14	Dark	44.500	64	Gam Cen	2.2000	10600.	89	35828	No
12	GOM_NL__2PRFIN20090106_004453_000000502075_00203_35828_1406.N1	06-JAN-2009 00:44:53	Dark	49.500	12	Alp1Cru	0.77500	30000.	99	35828	No
13	GOM_NL__2PRFIN20090106_004814_000000402075_00203_35828_1407.N1	06-JAN-2009 00:48:14	Dark	39.500	124	The Car	2.7640	30000.	79	35828	No
14	GOM_NL__2PRFIN20090106_004959_000000402075_00203_35828_1408.N1	06-JAN-2009 00:49:59	Dark	40.000	29	Bet Car	1.6720	10200.	80	35828	No
15	GOM_NL__2PRFIN20090106_005135_000000412075_00203_35828_1409.N1	06-JAN-2009 00:51:35	Dark	40.500	71	lot Car	2.2460	7700.0	81	35828	No
16	GOM_NL__2PRFIN20090106_005703_000000452075_00203_35828_1410.N1	06-JAN-2009 00:57:03	Dark	44.500	2	Alp Car	-0.73600	7000.0	89	35828	No
17	GOM_NL__2PRFIN20090106_005829_000000432075_00203_35828_1411.N1	06-JAN-2009 00:58:29	Dark	42.500	70	Zet Pup	2.2460	39000.	85	35828	No
18	GOM_NL__2PRFIN20090106_010024_000000442075_00203_35828_1412.N1	06-JAN-2009 01:00:24	Dark	43.500	117	Pi Pup	2.7060	3800.0	87	35828	No
19	GOM_NL__2PRFIN20090106_010305_000000462075_00203_35828_1413.N1	06-JAN-2009 01:03:05	Straylight	45.500	23	21Eps CMa	1.5020	26000.	91	35828	No
20	GOM_NL__2PRFIN20090106_010435_000000442075_00203_35828_1414.N1	06-JAN-2009 01:04:35	Straylight	43.500	179	24Omi2CMa	3.0320	24000.	87	35828	No
21	GOM_NL__2PRFIN20090106_010656_000000482075_00203_35828_1415.N1	06-JAN-2009 01:06:56	Straylight	47.500	1	9Alp CMa	-1.4400	11000.	95	35828	No
22	GOM_NL__2PRFIN20090106_010924_000000432075_00203_35828_1416.N1	06-JAN-2009 01:09:24	Straylight	43.000	56	53Kap Ori	2.0650	30000.	86	35828	No
23	GOM_NL__2PRFIN20090106_011152_000000432075_00203_35828_1417.N1	06-JAN-2009 01:11:52	Straylight	42.500	30	46Eps Ori	1.6940	30000.	85	35828	No
24	GOM_NL__2PRFIN20090106_011416_000000502075_00203_35828_1418.N1	06-JAN-2009 01:14:16	Twilight	49.500	14	58Alp Ori	0.87000	3000.0	99	35828	No
25	GOM_NL__2PRFIN20090106_011713_000000462075_00203_35828_1419.N1	06-JAN-2009 01:17:13	Twilight	46.000	44	24Gam Gem	1.9280	11000.	92	35828	No
26	GOM_NL__2PRFIN20090106_011853_000000452075_00203_35828_1420.N1	06-JAN-2009 01:18:53	Bright	44.500	151	13Mu Gem	2.8900	3000.0	89	35828	No
27	GOM_NL__2PRFIN20090106_012019_000000372075_00203_35828_1421.N1	06-JAN-2009 01:20:19	Bright	37.000	28	12Bet Tau	1.6500	15200.	74	35828	No
28	GOM_NL__2PRFIN20090106_012142_000000382075_00203_35828_1422.N1	06-JAN-2009 01:21:42	Bright	38.000	114	3lot Aur	2.6930	4600.0	76	35828	No
29	GOM_NL__2PRFIN20090106_012514_000000422075_00203_35828_1423.N1	06-JAN-2009 01:25:14	Bright	41.500	6	13Alp Aur	0.080000	3400.0	83	35828	No
30	GOM_NL__2PRFIN20090106_013728_000000372075_00203_35828_1424.N1	06-JAN-2009 01:37:28	Bright	37.000	49	1Alp UMi	1.9900	6300.0	74	35828	No
31	GOM_NL__2PRFIN20090106_014147_000000402075_00203_35828_1425.N1	06-JAN-2009 01:41:47	Bright	40.000	60	7Bet UMi	2.0810	3950.0	80	35828	No
32	GOM_NL__2PRFIN20090106_014549_000000382075_00203_35828_1426.N1	06-JAN-2009 01:45:49	Bright	38.000	119	14Eta Dra	2.7270	4700.0	76	35828	No
33	GOM_NL__2PRFIN20090106_014805_000000382075_00203_35828_1427.N1	06-JAN-2009 01:48:05	Bright	38.000	130	23Bet Dra	2.7990	5800.0	76	35828	No
34	GOM_NL__2PRFIN20090106_015419_000000352075_00203_35828_1428.N1	06-JAN-2009 01:54:19	Bright	34.500	133	40Zet Her	2.8070	6000.0	69	35828	No
35	GOM_NL__2PRFIN20090106_015625_000000382075_00203_35828_1429.N1	06-JAN-2009 01:56:25	Bright	37.500	67	5Alp CrB	2.2210	11000.	75	35828	No
36	GOM_NL__2PRFIN20090106_020220_000000432075_00203_35828_1430.N1	06-JAN-2009 02:02:20	Bright	42.500	102	24Alp Ser	2.6000	4250.0	85	35828	No
37	GOM_NL__2PRFIN20090106_020435_000000362075_00203_35828_1431.N1	06-JAN-2009 02:04:35	Bright	35.500	120	1Del Oph	2.7340	3200.0	71	35828	No
38	GOM_NL__2PRFIN20090106_020737_000000472075_00203_35828_1432.N1	06-JAN-2009 02:07:37	Bright	46.500	104	27Bet Lib	2.6140	13100.	93	35828	No
39	GOM_NL__2PRFIN20090106_021002_000000442075_00203_35828_1433.N1	06-JAN-2009 02:10:02	Twilight	44.000	80	7Del Sco	2.3160	30000.	88	35828	No
40	GOM_NL__2PRFIN20090106_021827_000000382075_00203_35828_1434.N1	06-JAN-2009 02:18:27	Dark	38.000	78	Alp Lup	2.3040	28000.	76	35828	No
41	GOM_NL__2PRFIN20090106_022125_000000532075_00204_35829_1428.N1	06-JAN-2009 02:21:25	Dark	53.000	4	Alp1Cen	-0.010000	5800.0	106	35829	No
42	GOM_NL__2PRFIN20090106_022352_000000432075_00204_35829_1429.N1	06-JAN-2009 02:23:52	Dark	43.000	64	Gam Cen	2.2000	10600.	86	35829	No

456	GOM_NL__2PRFIN20090106_232933_000000352075_00216_35841_1657.N1	06-JAN-2009 23:29:33	Bright	34.500	60	7Bet UMi	2.0810	3950.0	69	35841	No
457	GOM_NL__2PRFIN20090106_233336_000000352075_00216_35841_1658.N1	06-JAN-2009 23:33:36	Bright	34.500	119	14Eta Dra	2.7270	4700.0	69	35841	No
458	GOM_NL__2PRFIN20090106_233554_000000462075_00216_35841_1659.N1	06-JAN-2009 23:35:54	Bright	45.500	130	23Bet Dra	2.7990	5800.0	91	35841	No
459	GOM_NL__2PRFIN20090106_234208_000000432075_00216_35841_1660.N1	06-JAN-2009 23:42:08	Bright	43.000	133	40Zet Her	2.8070	6000.0	86	35841	No
460	GOM_NL__2PRFIN20090106_234414_000000392075_00216_35841_1661.N1	06-JAN-2009 23:44:14	Bright	38.500	67	5Alp CrB	2.2210	11000.	77	35841	No
461	GOM_NL__2PRFIN20090106_235012_000000562075_00216_35841_1662.N1	06-JAN-2009 23:50:12	Bright	56.000	102	24Alp Ser	2.6000	4250.0	112	35841	No
462	GOM_NL__2PRFIN20090106_235226_000000362075_00216_35841_1663.N1	06-JAN-2009 23:52:26	Bright	36.000	120	1Del Oph	2.7340	3200.0	72	35841	No
463	GOM_NL__2PRFIN20090106_235532_000000482075_00216_35841_1664.N1	06-JAN-2009 23:55:32	Bright	47.500	104	27Bet Lib	2.6140	13100.	95	35841	No
464	GOM_NL__2PRFIN20090106_235754_000000442075_00216_35841_1665.N1	06-JAN-2009 23:57:54	Twilight_stray	44.000	80	7Del Sco	2.3160	30000.	88	35841	No

3. Quality information per product

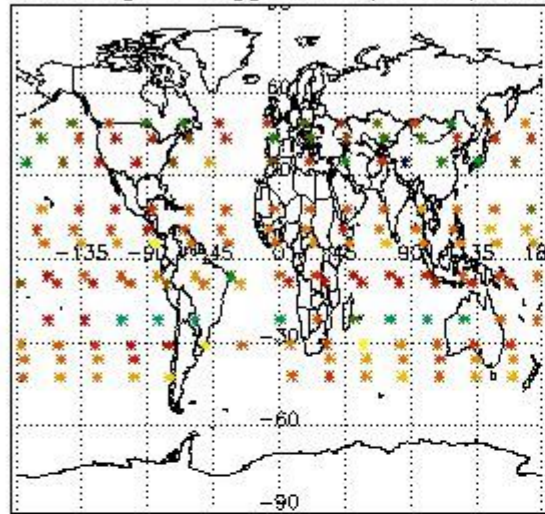
In this section it is plotted some information contained in the Quality Summary data set of the level 2 products. Only products in dark limb conditions and without errors (error flag in the MPH set to "0") are used.

3.1 Plot quality information per product (time dependant)

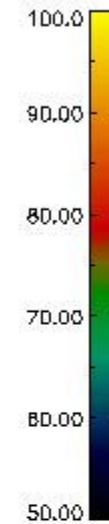
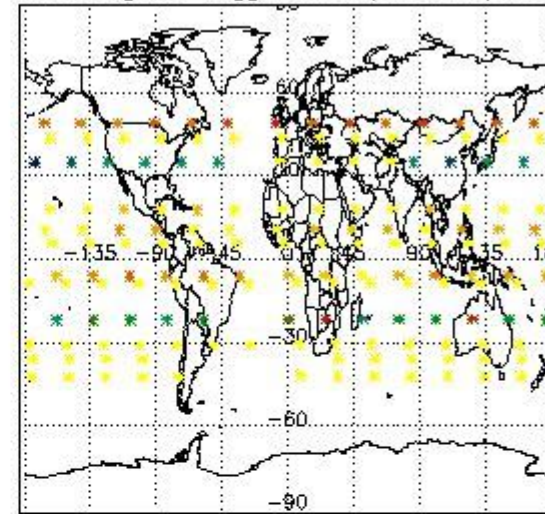


3.2 Plot quality information per product (world map)

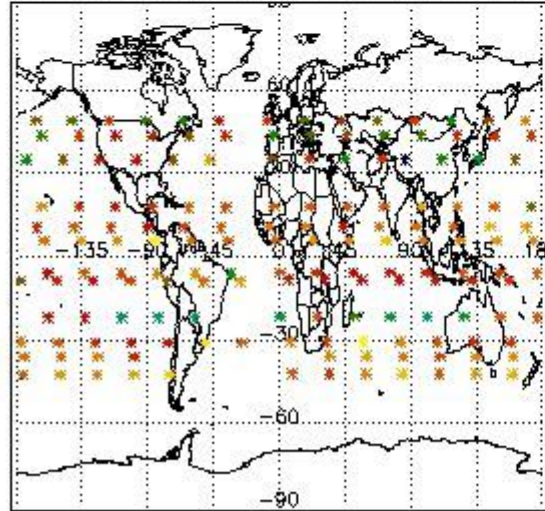
Percentage of flagged data per O3 profile



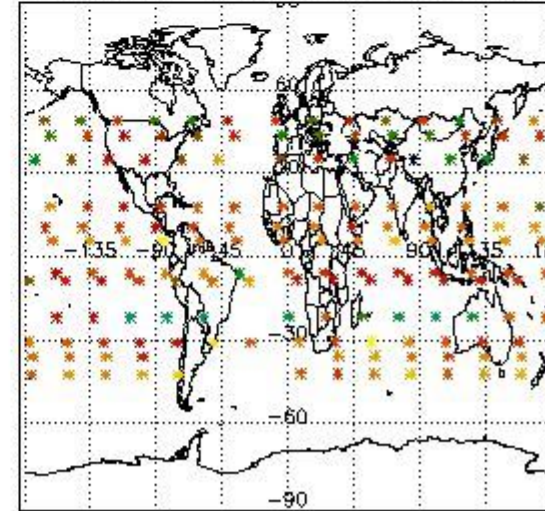
Percentage of flagged data per H2O profile



Percentage of flagged data per NO2 profile



Percentage of flagged data per NO3 profile

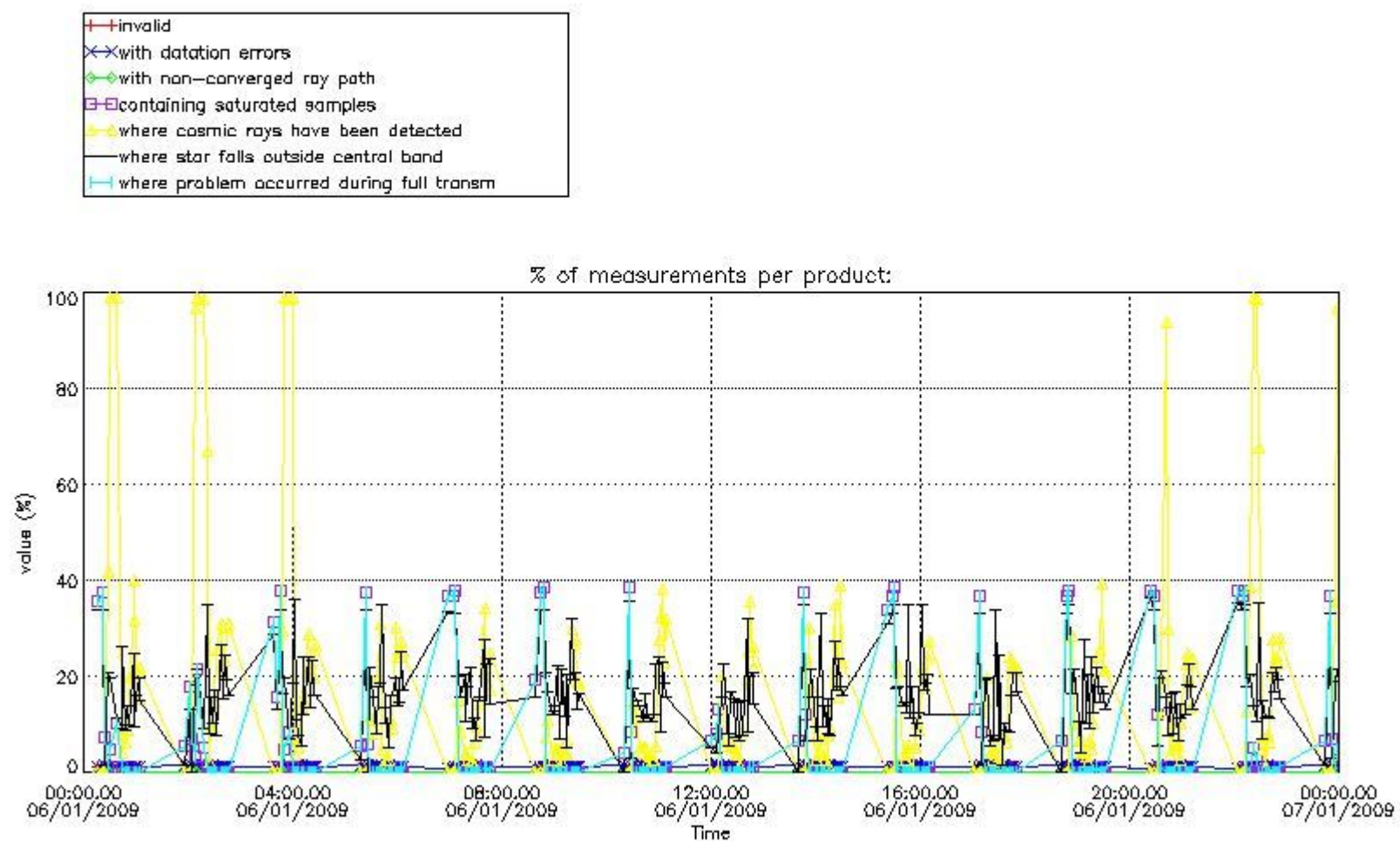


4. Level 1 quality information per product

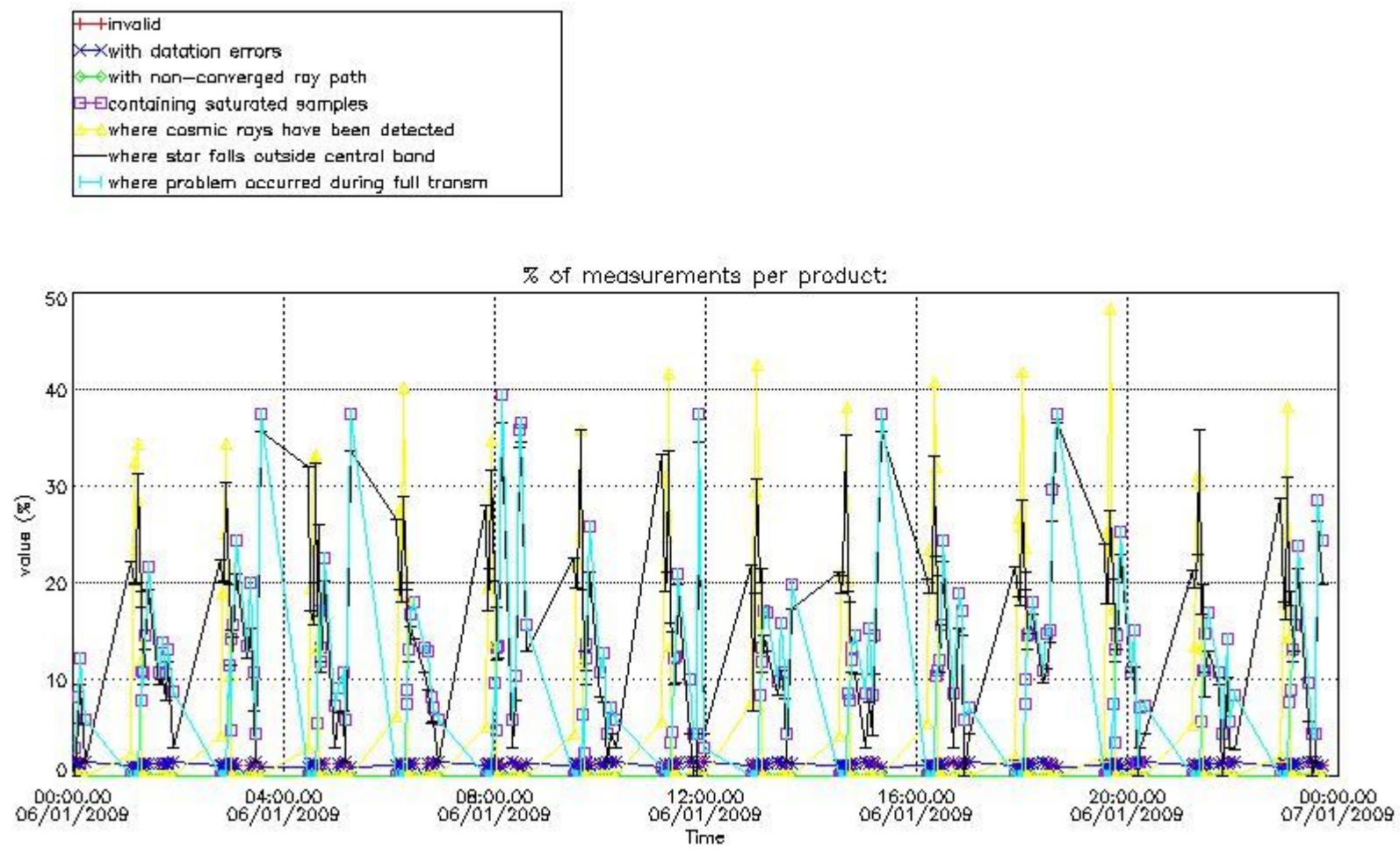
In this section it is plotted some information contained in the Quality Summary data set of the level 2 products that comes from the level 1b processing. Products without errors (error flag in the MPH set to "0") are used.

4.1 Plot quality information per product (time dependant) coming from level 1b processing

4.1.1 Plot level 1 quality information per product (time dependant): ENVISAT ASCENDING passes

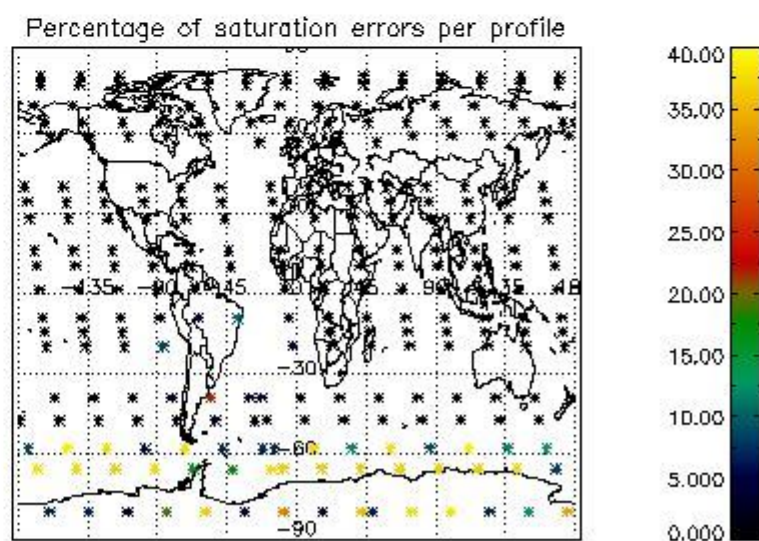
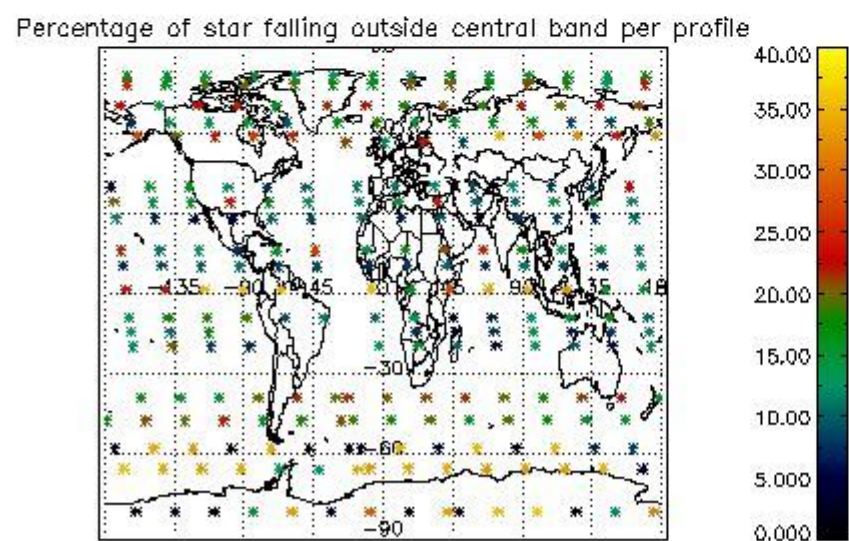
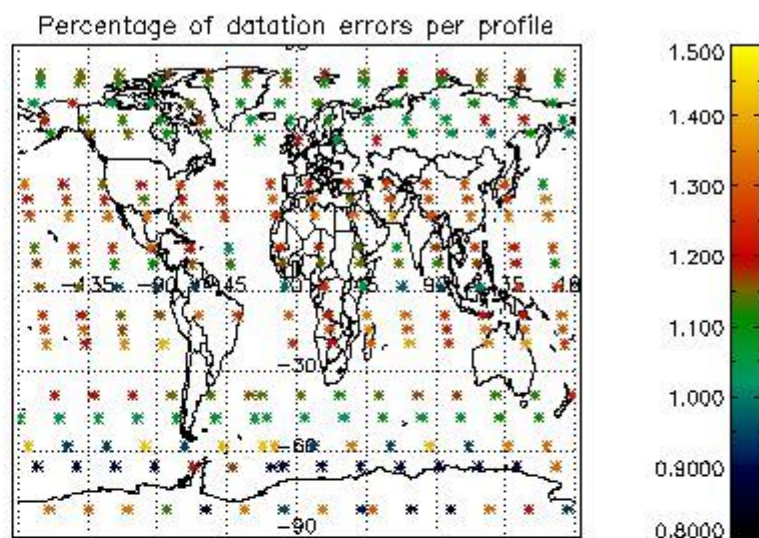
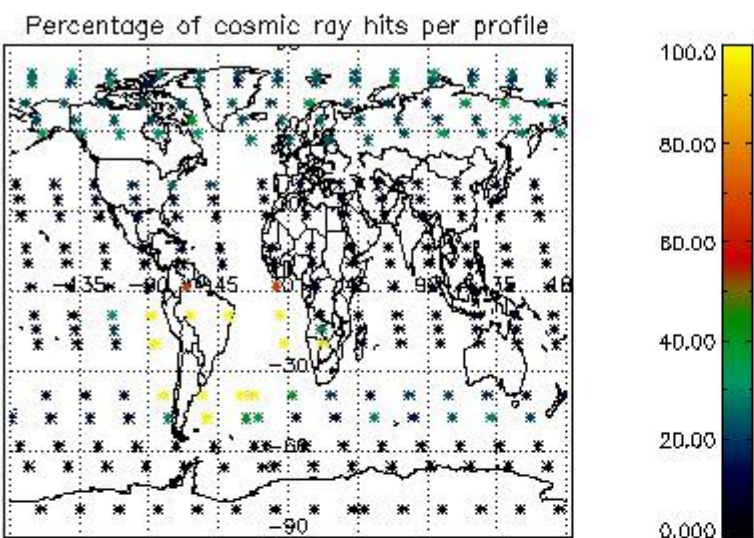


4.1.2 Plot level 1 quality information per product (time dependant): ENVISAT DESCENDING passes

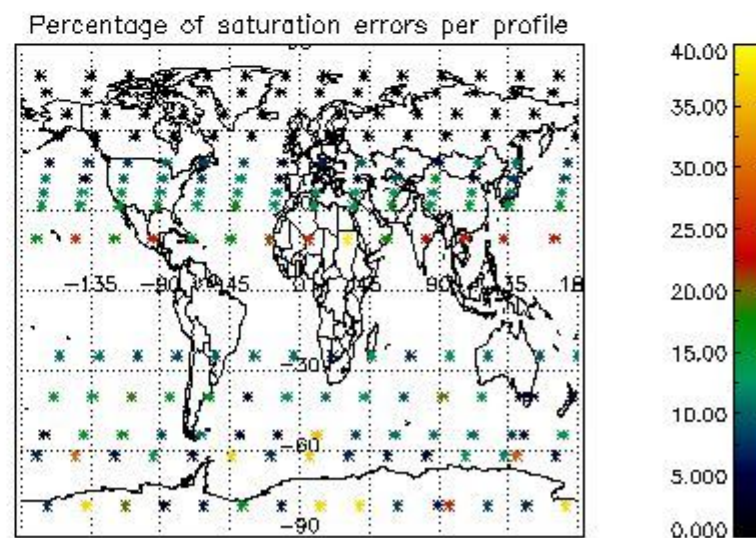
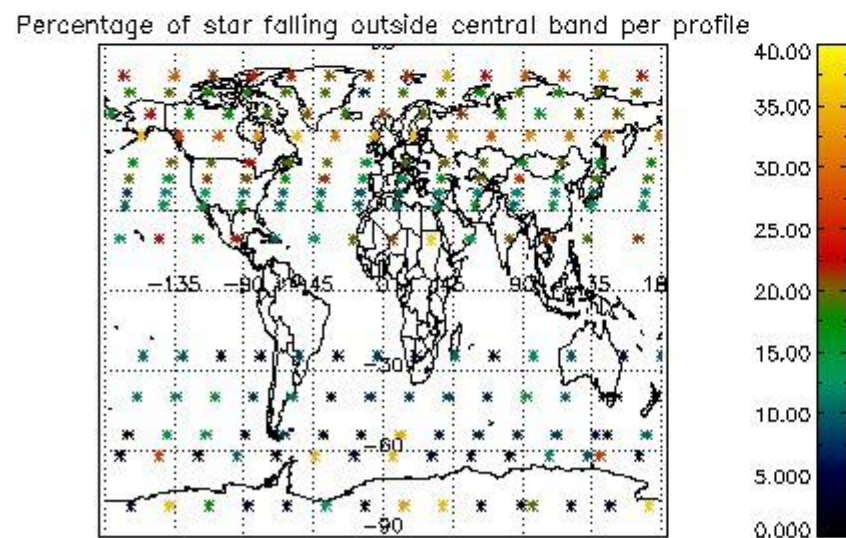
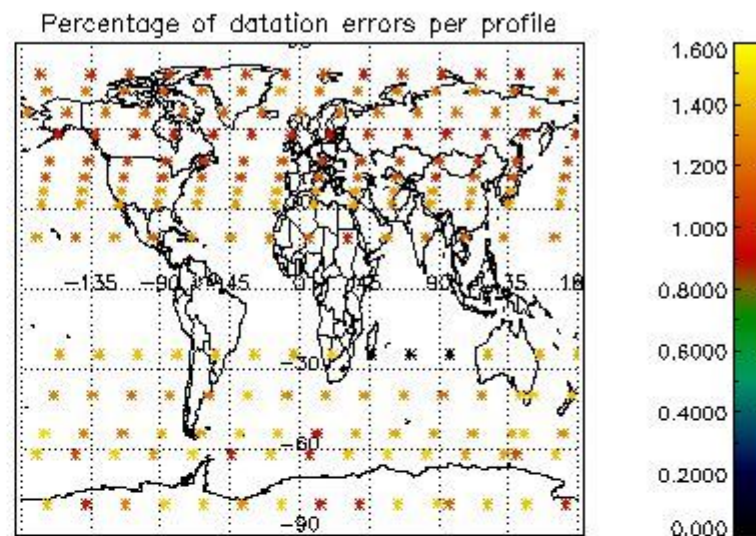
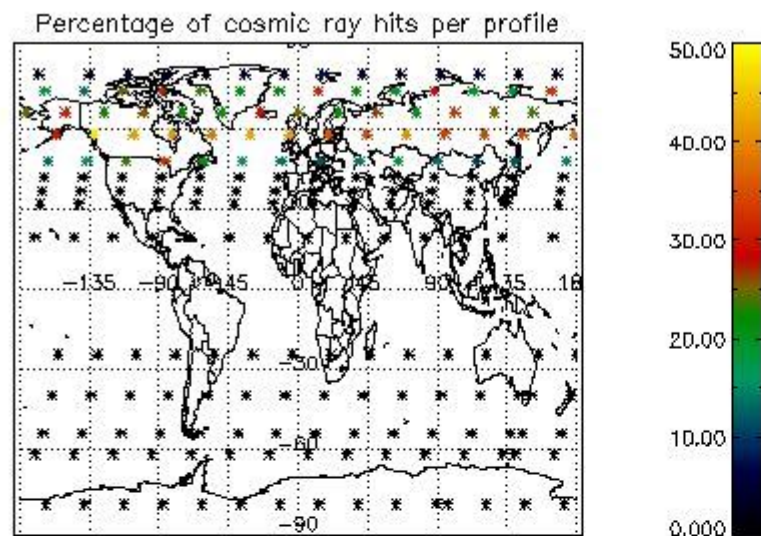


4.2 Plot quality information per product coming from level 1b processing (world map)

4.2.1 Plot level 1 quality information per product (world map): ENVISAT ASCENDING passes



4.2.2 Plot level 1 quality information per product (world map): ENVISAT DESCENDING passes



5. Trace gas profiles

5.1 Ozone statistics based on quality of products

The final quality of the products can be "measured" using the STD (Standard Deviation) attached to every point profile. This information is written to the parameter GOM_NL__2P/NL_LOCAL_SPECIES_DENSITY/o3_std of the level 2 products. The table below shows the statistics for given STD ranges.

The statistics are given with respect to the overall valid production:

- Products without fatal errors: GOM_NL__2P/MPH/PRODUCT_ERR=0
- Valid point profile: GOM_NL__2P/NL_LOCAL_SPECIES_DENSITY/pcd(0)=0

The 'Criteria' is applied to valid points of dark limb products:

- Products in dark limb illumination condition: GOM_NL__2P/NL_SUMMARY_QUALITY/obs_ill_cond=0
- Products without fatal errors: GOM_NL__2P/MPH/PRODUCT_ERR=0
- Valid point profile: GOM_NL__2P/NL_LOCAL_SPECIES_DENSITY/pcd(0)=0

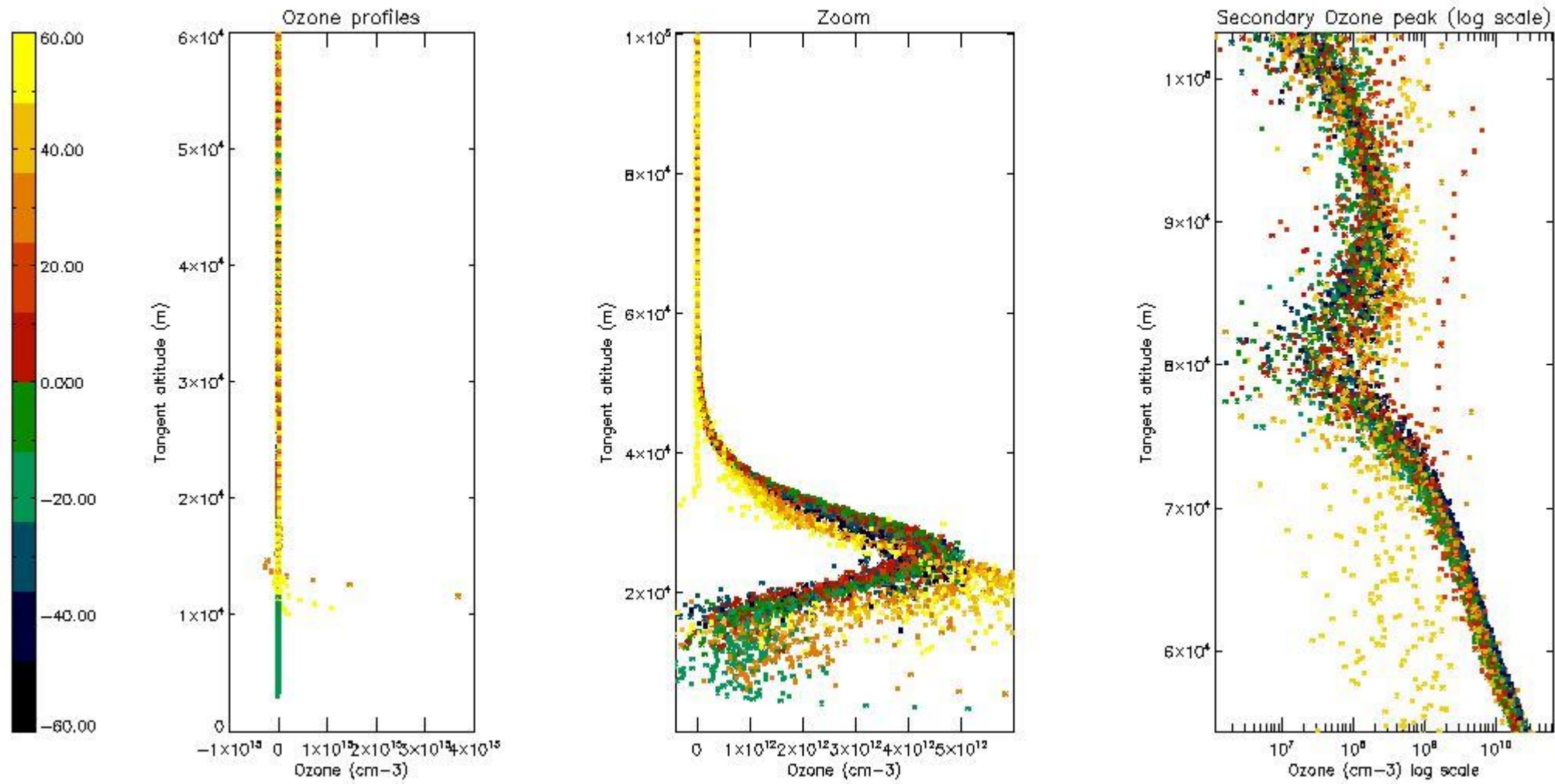
So, the table below shows the percentage of dark limb and valid observations for each criteria with respect to the overall valid daily observations.

Criteria	% of total production
All STD	35
STD < 20	20

STD < 10	16
STD < 5	12

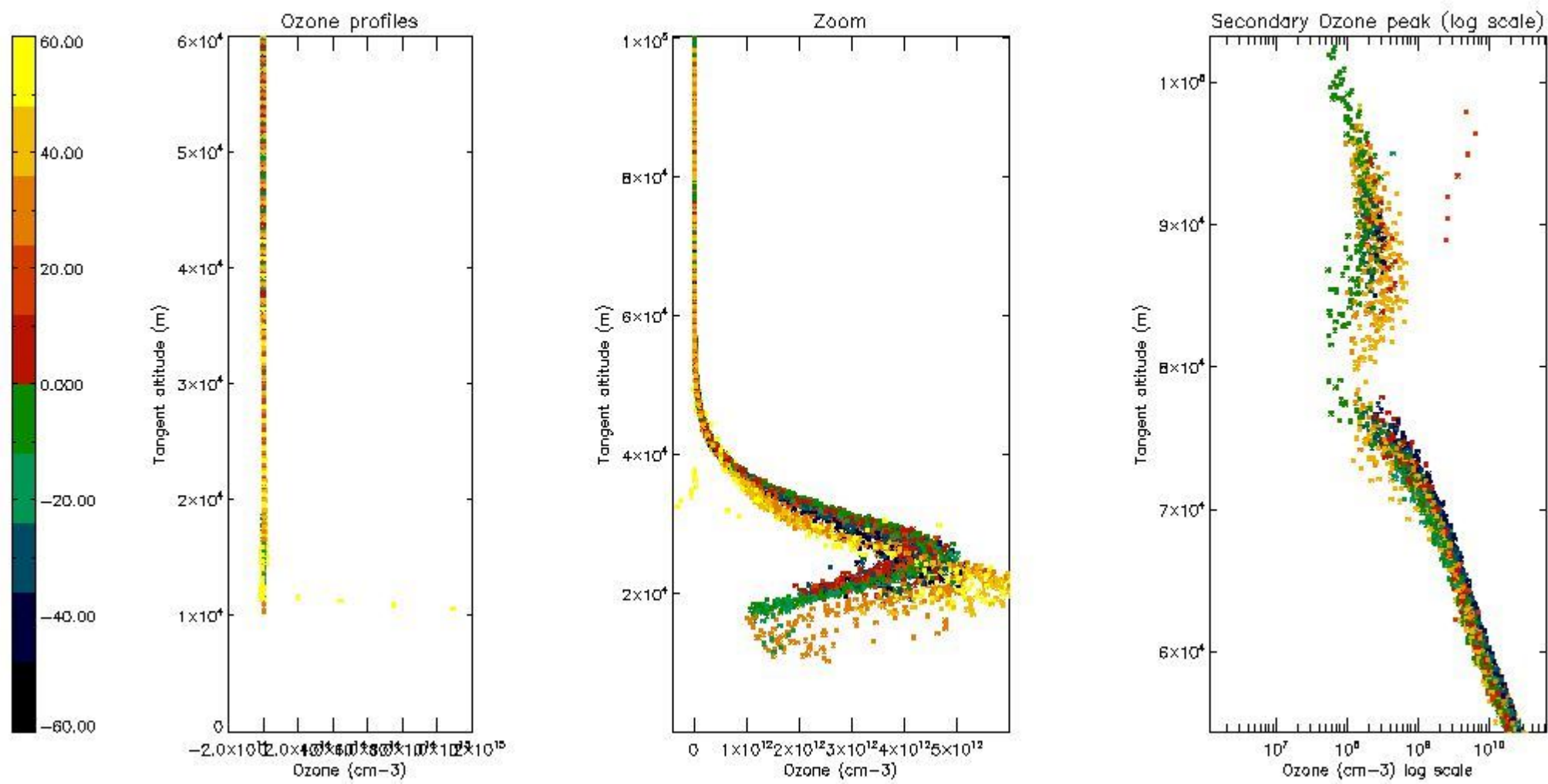
5.2 Plot ozone profiles for all STD (dark without errors)

The colorbar represents the latitude.



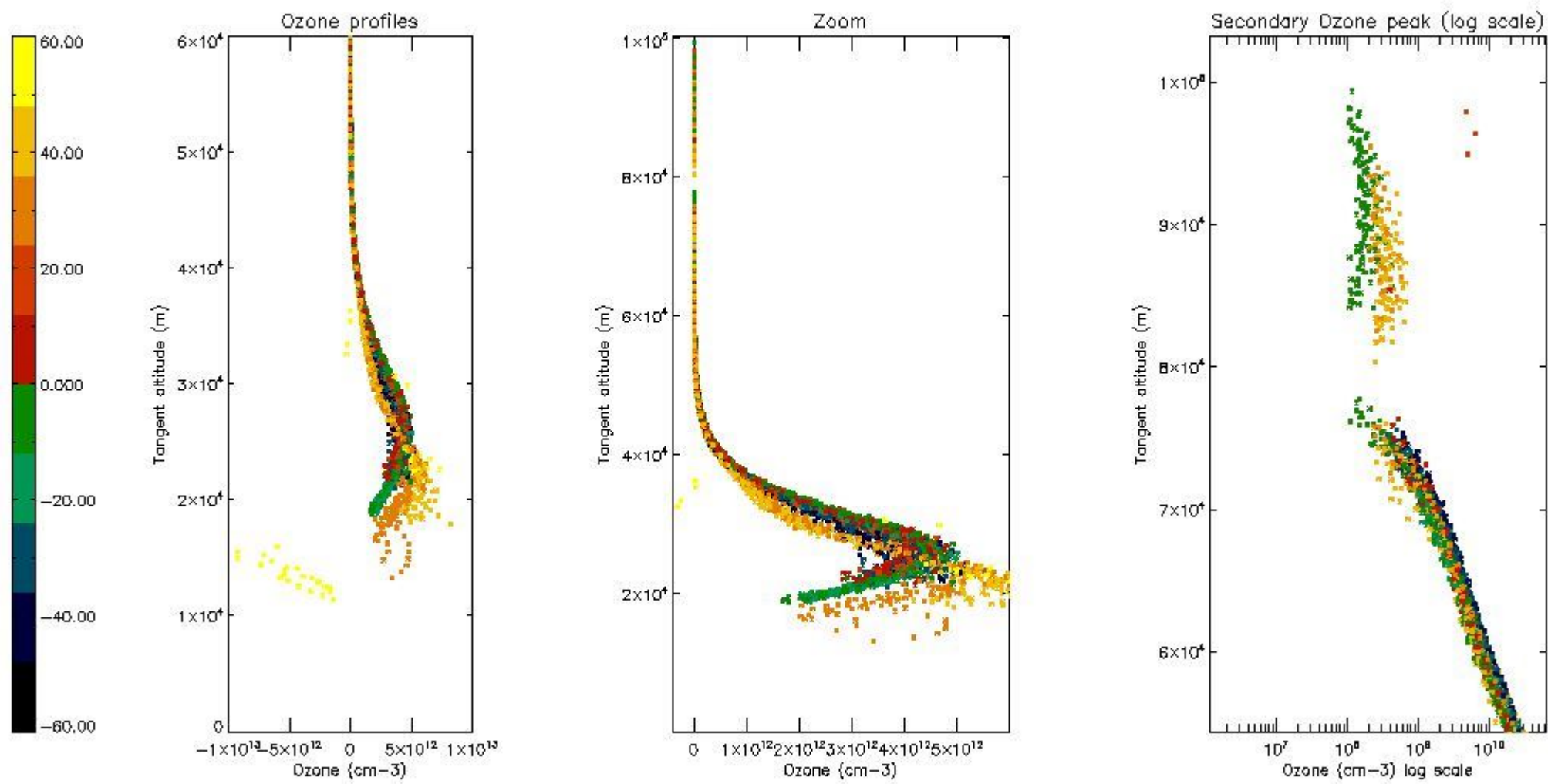
5.3 Plot ozone profiles where STD < 20% (dark without errors)

The colorbar represents the latitude.



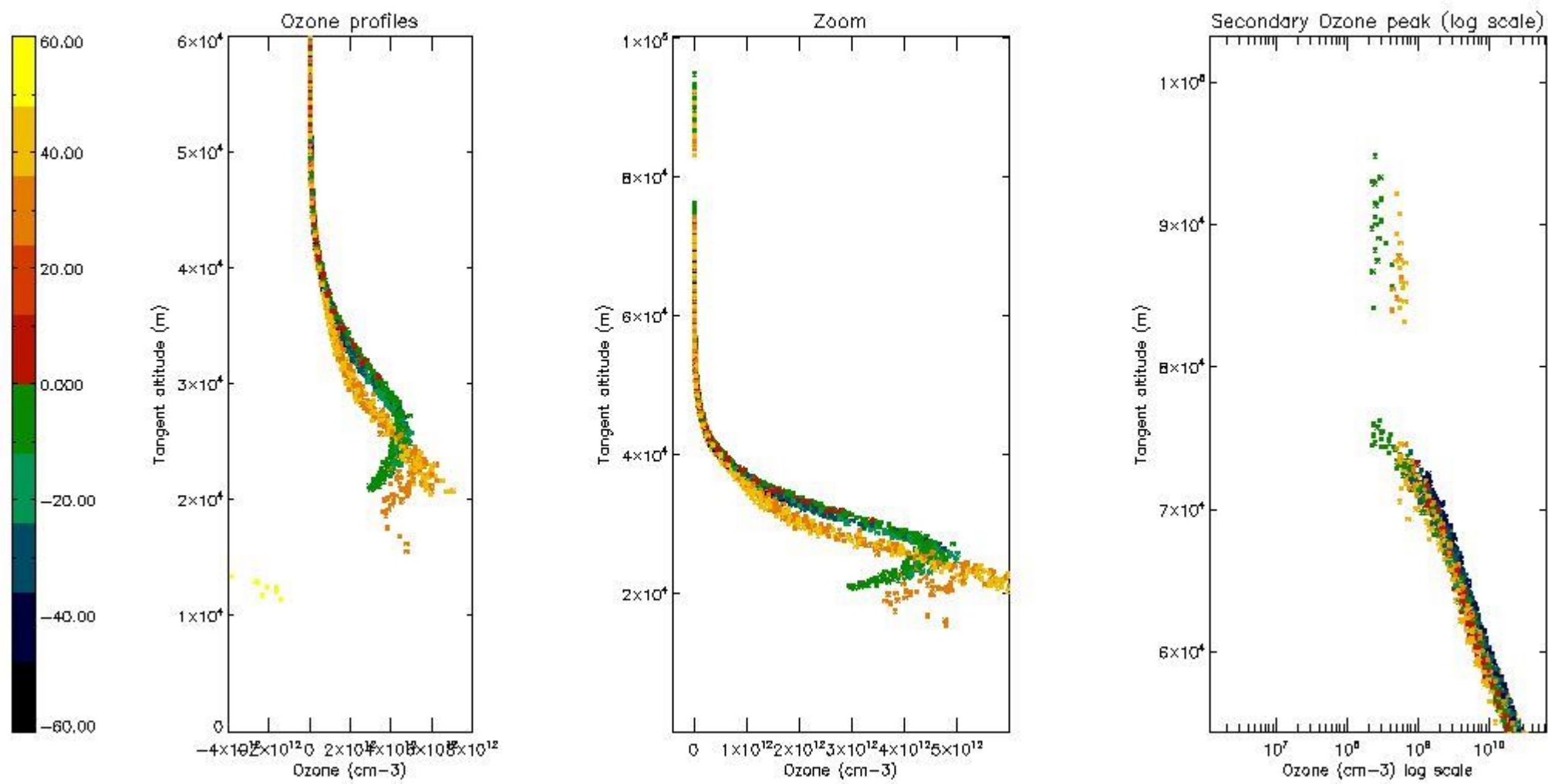
5.4 Plot ozone profiles where $STD < 10\%$ (dark without errors)

The colorbar represents the latitude.



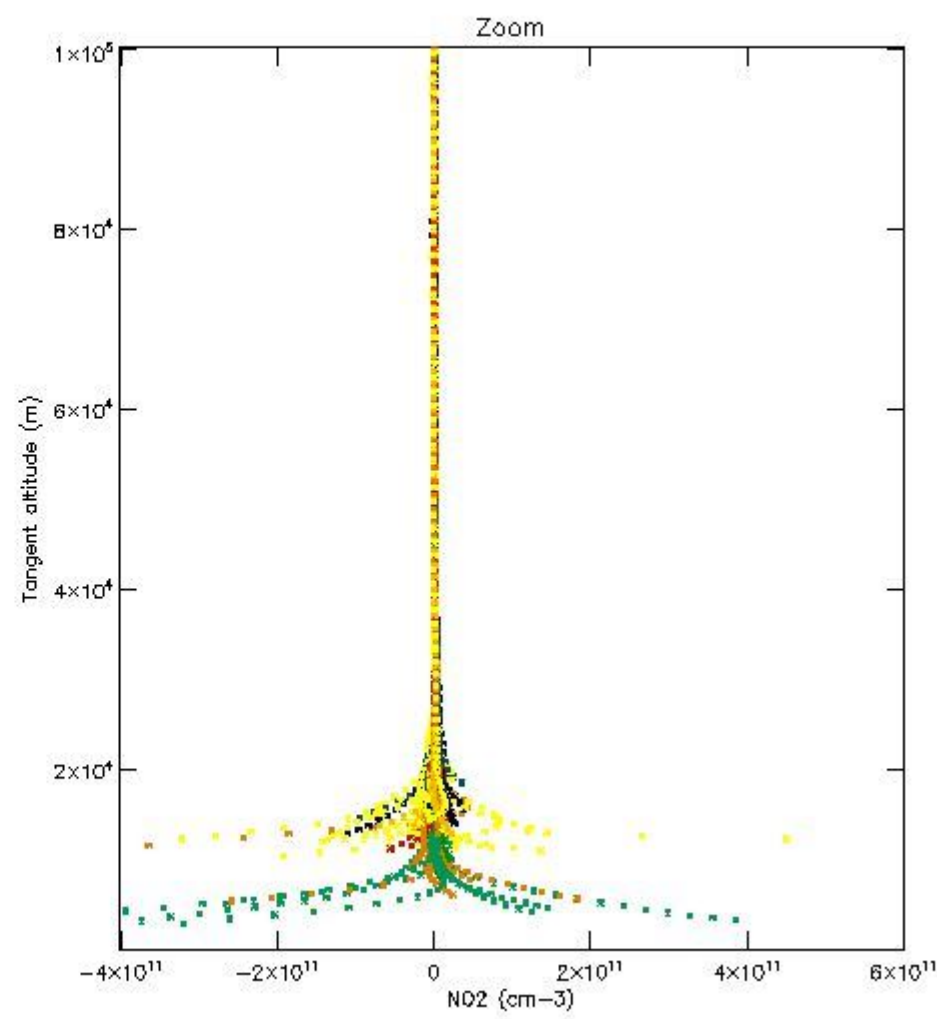
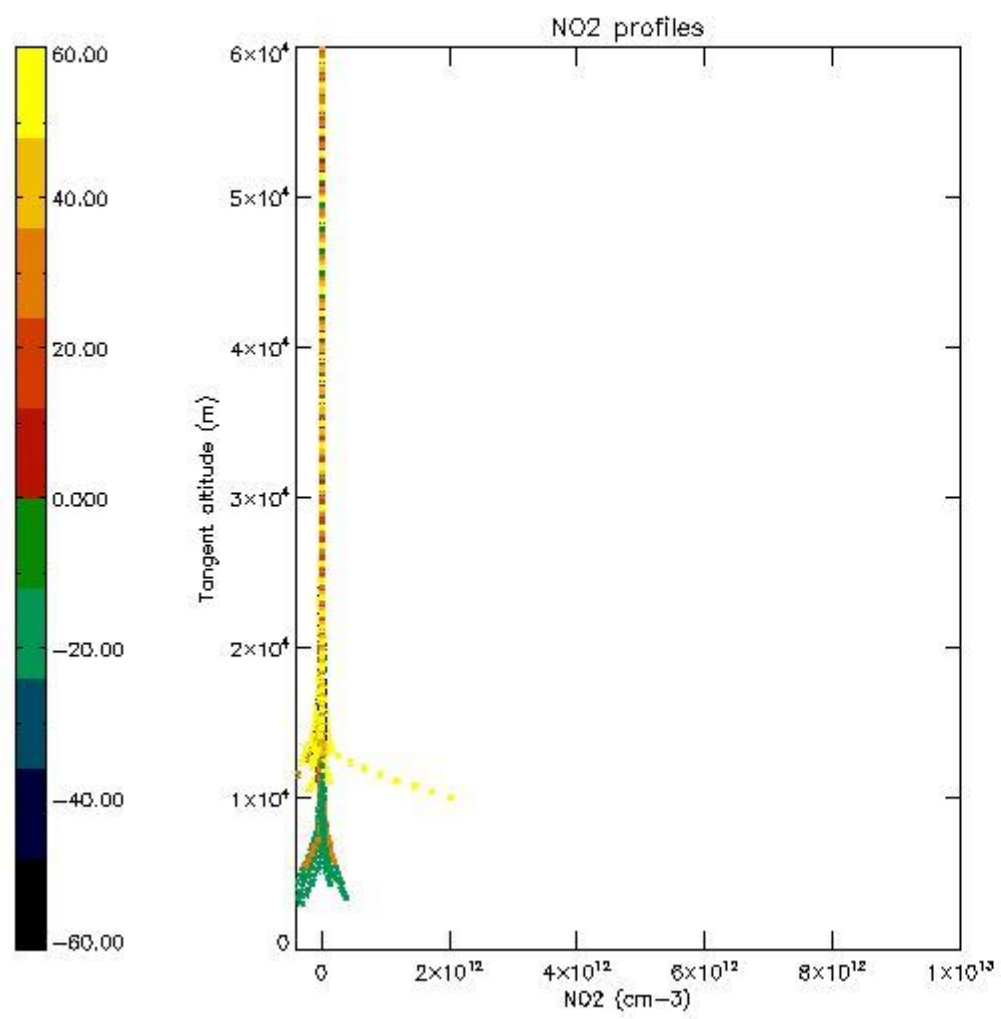
5.5 Plot ozone profiles where STD < 5% (dark without errors)

The colorbar represents the latitude.



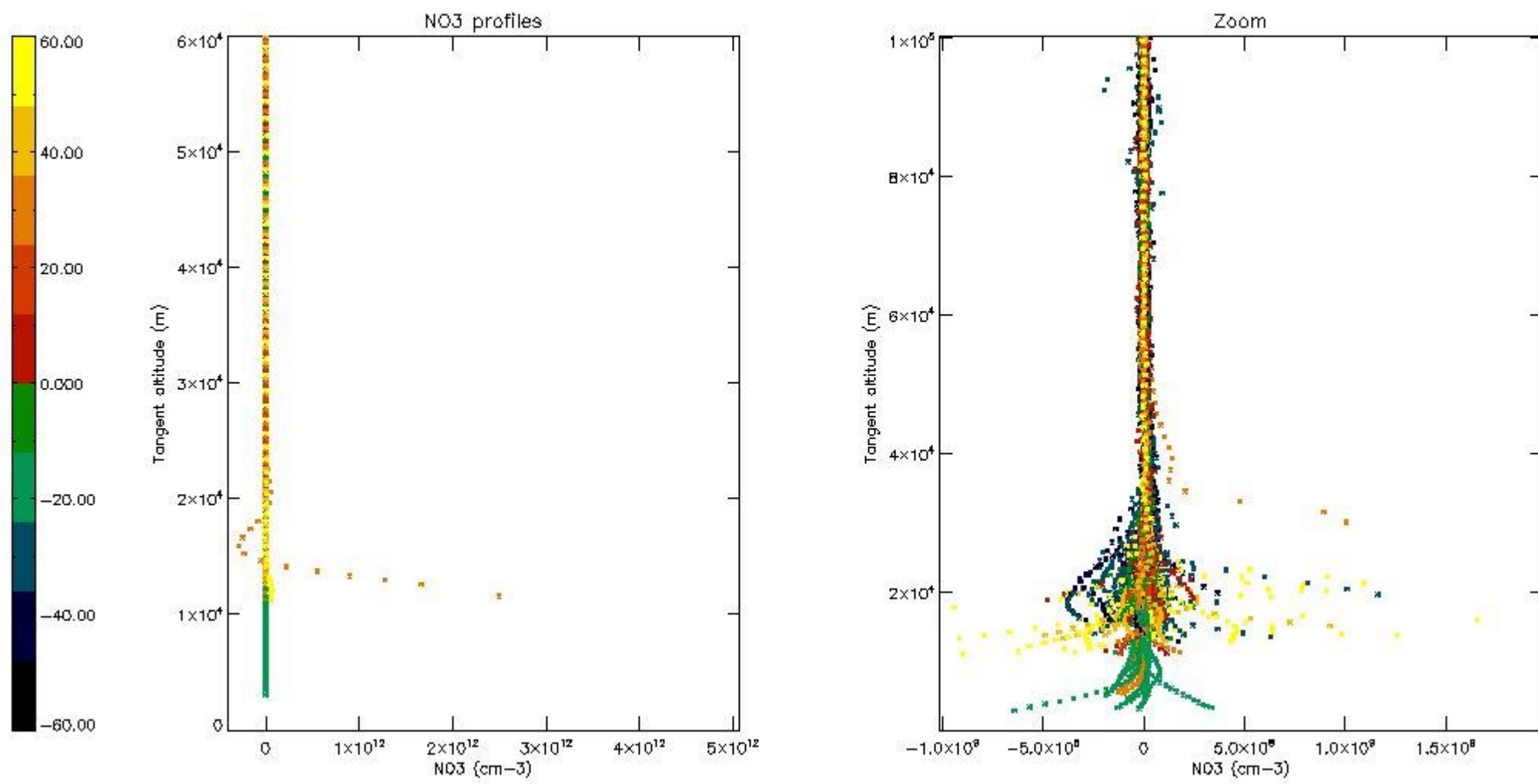
5.6 Plot NO₂ profiles for all STD (dark without errors)

The colorbar represents the latitude.



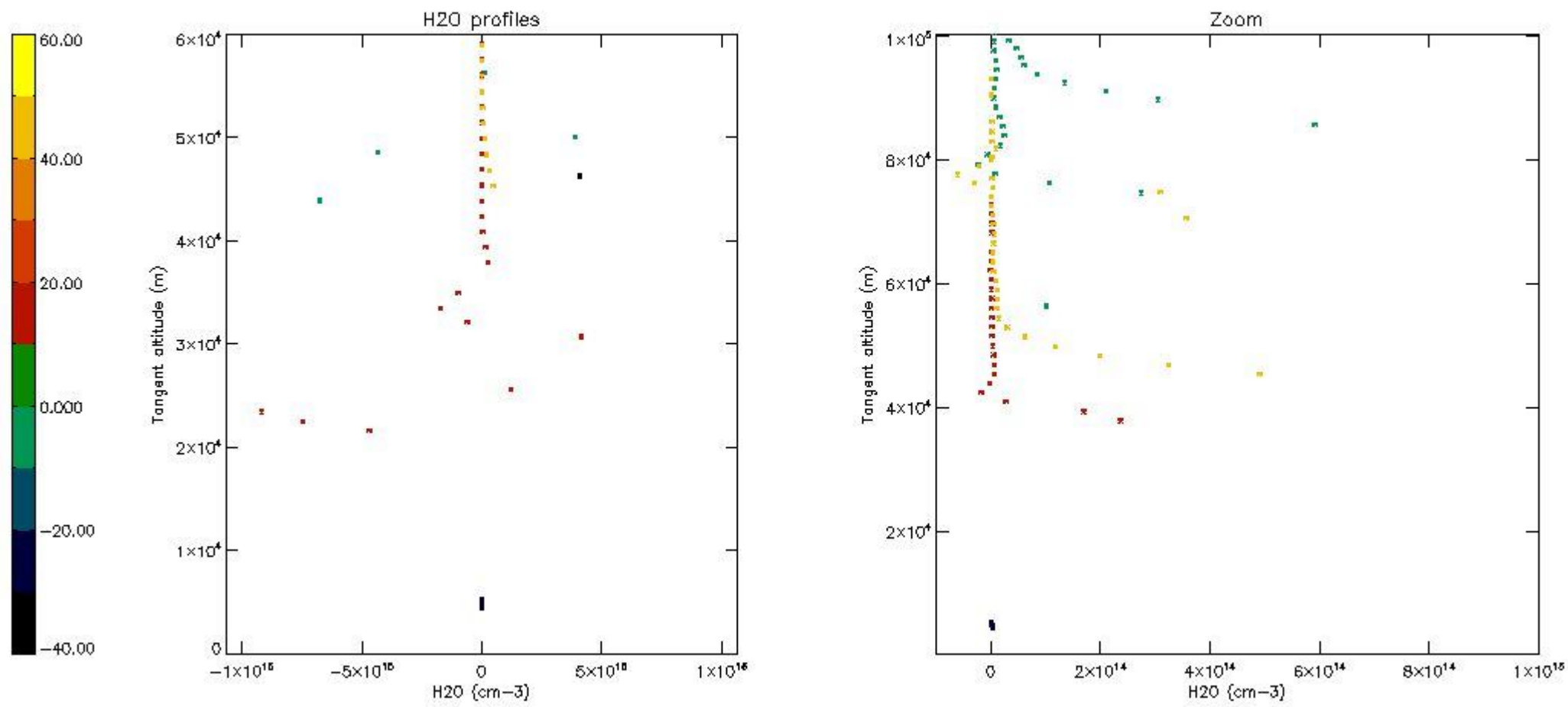
5.7 Plot NO3 profiles for all STD (dark without errors)

The colorbar represents the latitude.



5.8 Plot H2O profiles for all STD (only for occultations of stars 1,2,3,4,13,14,16,26,63 dark without errors)

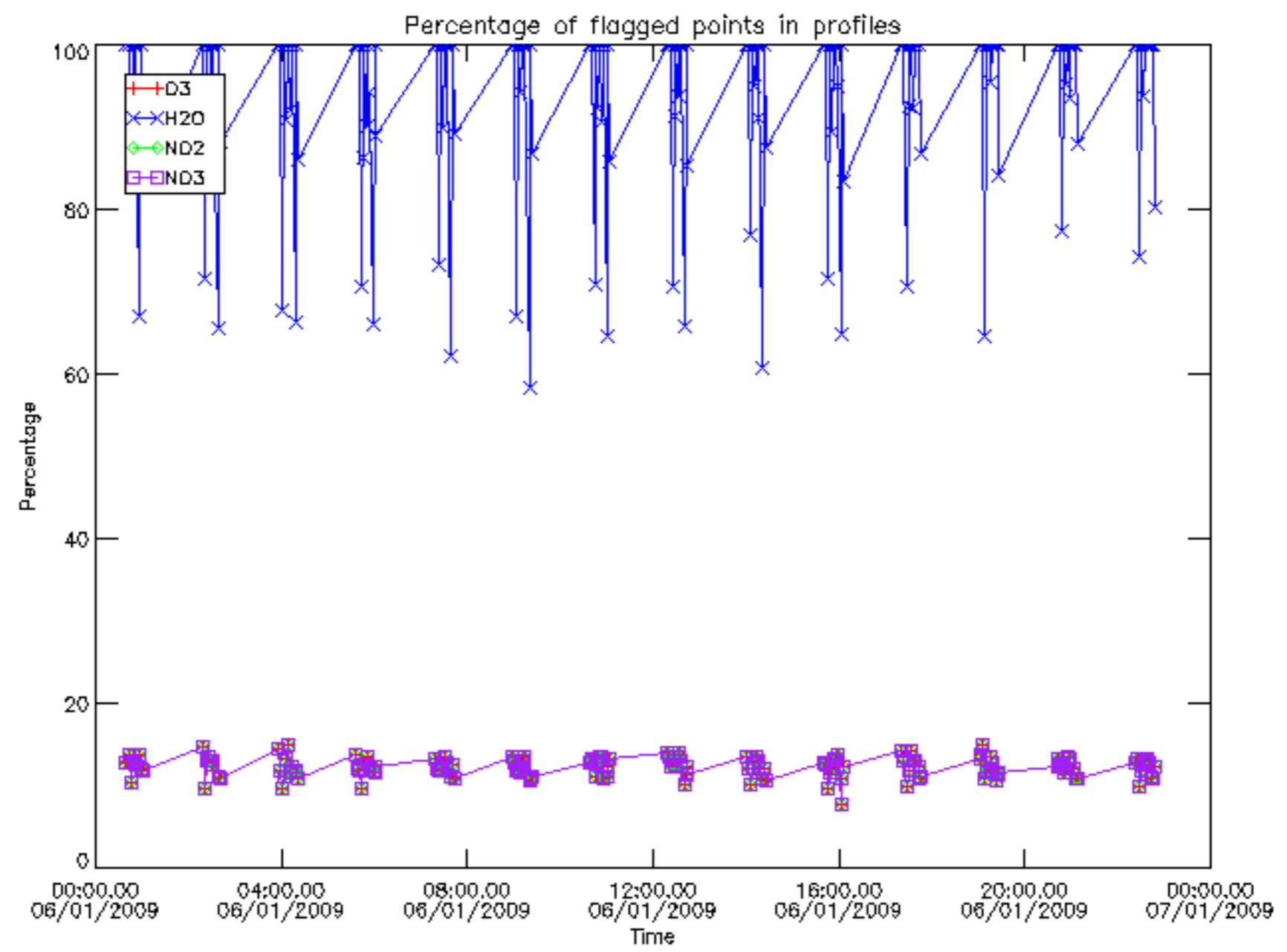
The colorbar represents the latitude.



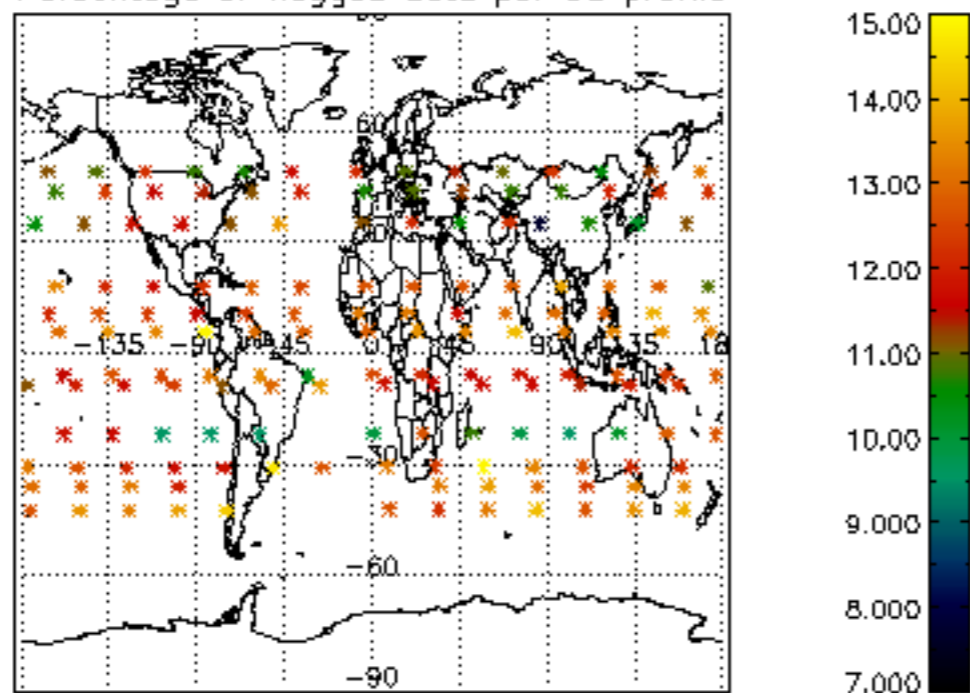
6. Auxiliary Data Files used for the production reported in section 2

The number reported in the third column indicates since which file (see list in section 2) the corresponding auxiliary file has been used. The fourth column is the date of those product files.

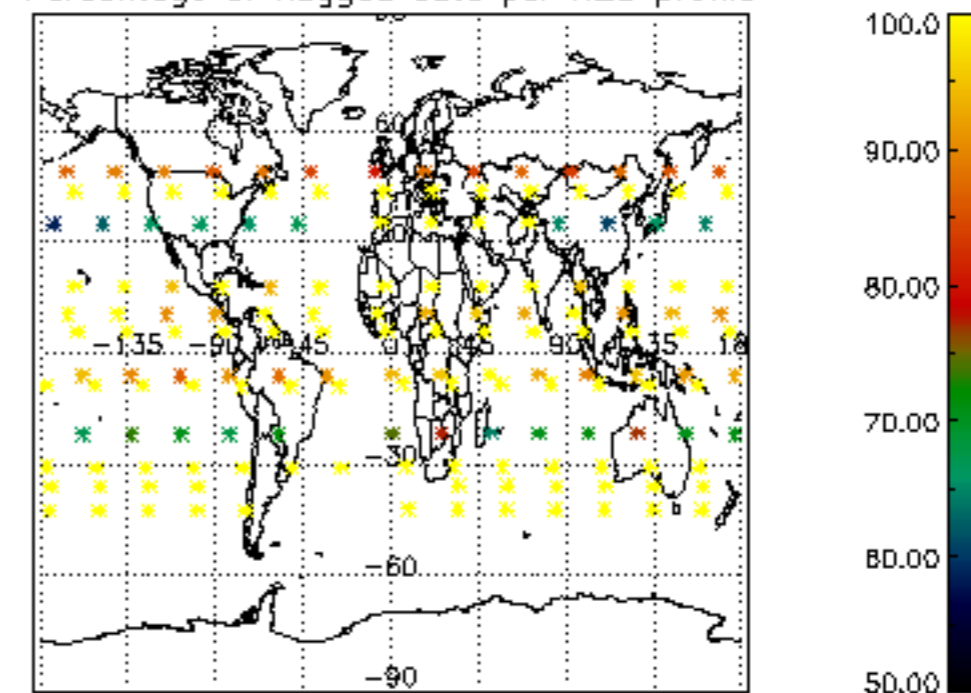
Type	Auxiliary Filename	Used since product	Used since product date
INST_PHYS_CHARACTERISTICS	GOM_INS_AXVIEC20091111_143220_20030716_120000_20500101_000000	1	06-JAN-2009 00:01:12
LEVEL-2_PROC_CONFIG	GOM_PR2_AXVIEC20091111_152718_20020301_000000_20500101_000000	1	06-JAN-2009 00:01:12
CROSS_SECTIONS_FILE	GOM_CRS_AXVIEC20091111_154832_20020301_000000_20500101_000000	1	06-JAN-2009 00:01:12



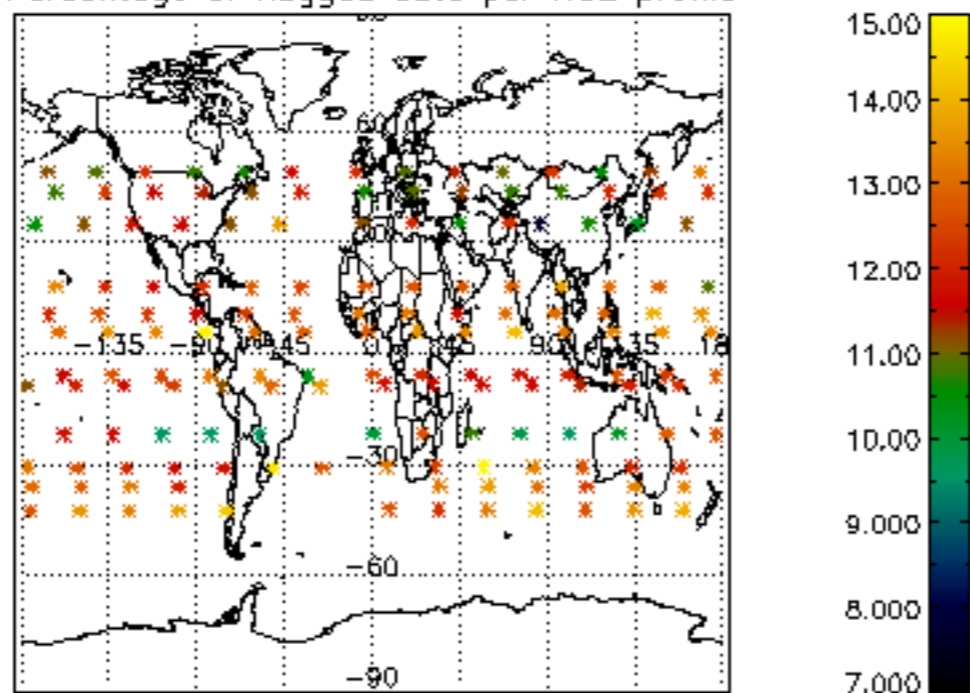
Percentage of flagged data per D3 profile



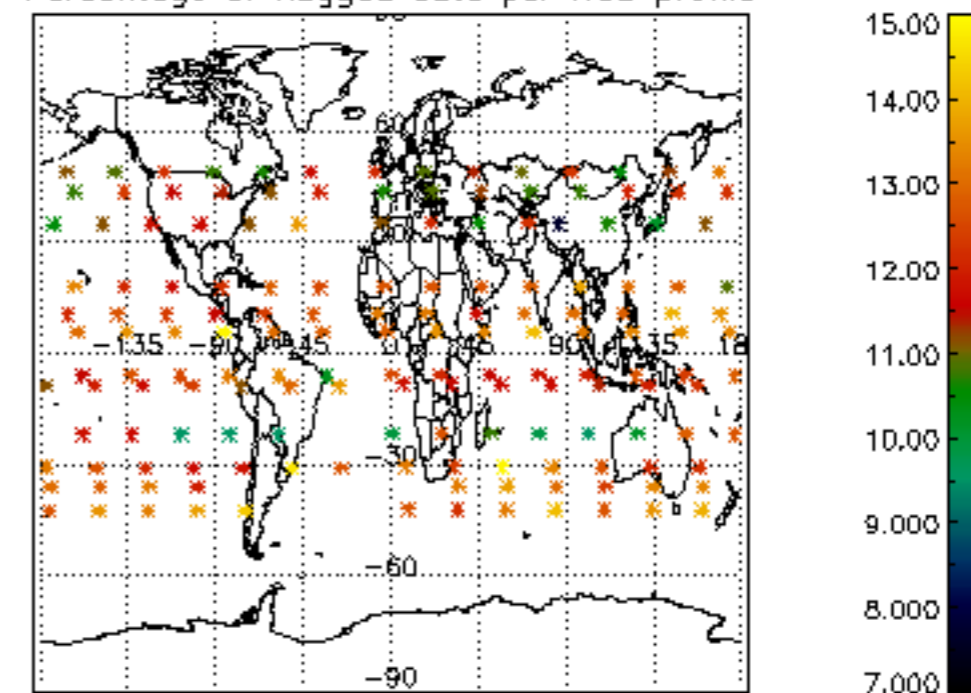
Percentage of flagged data per H2O profile

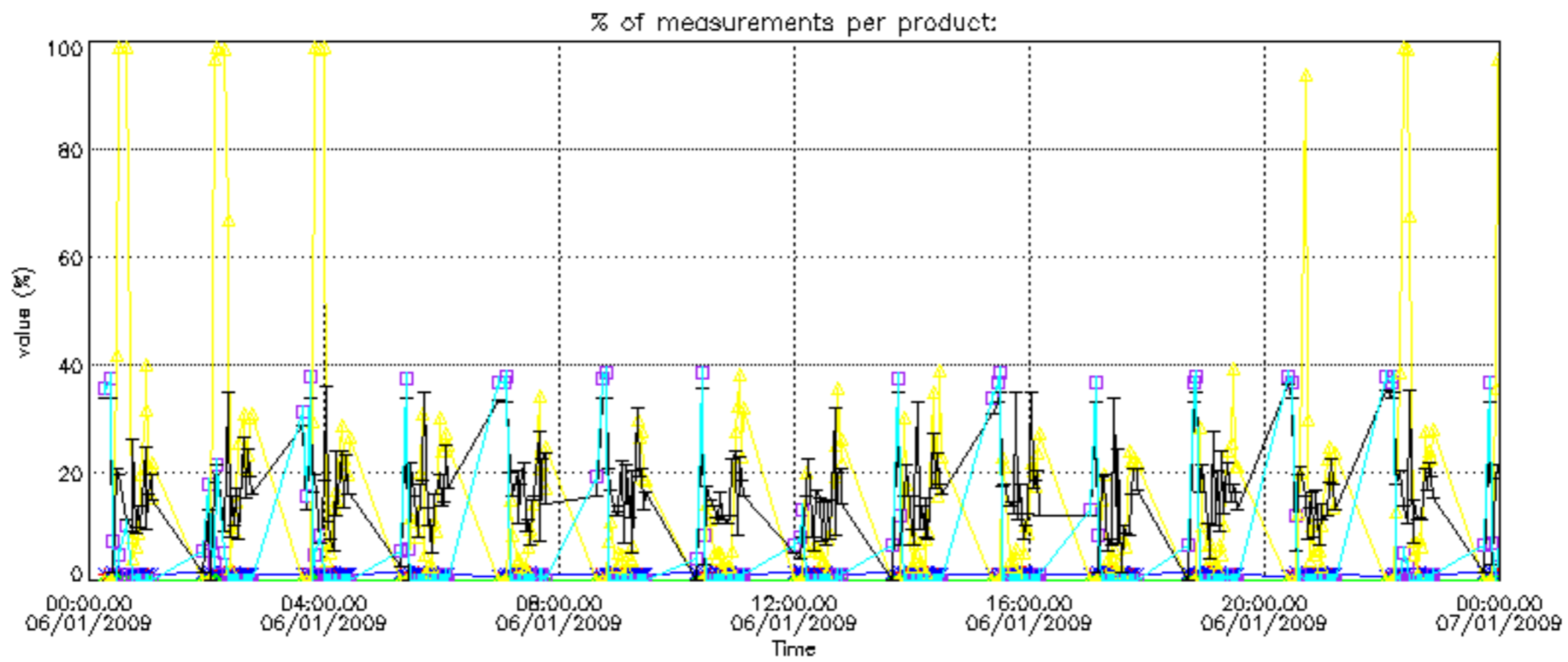


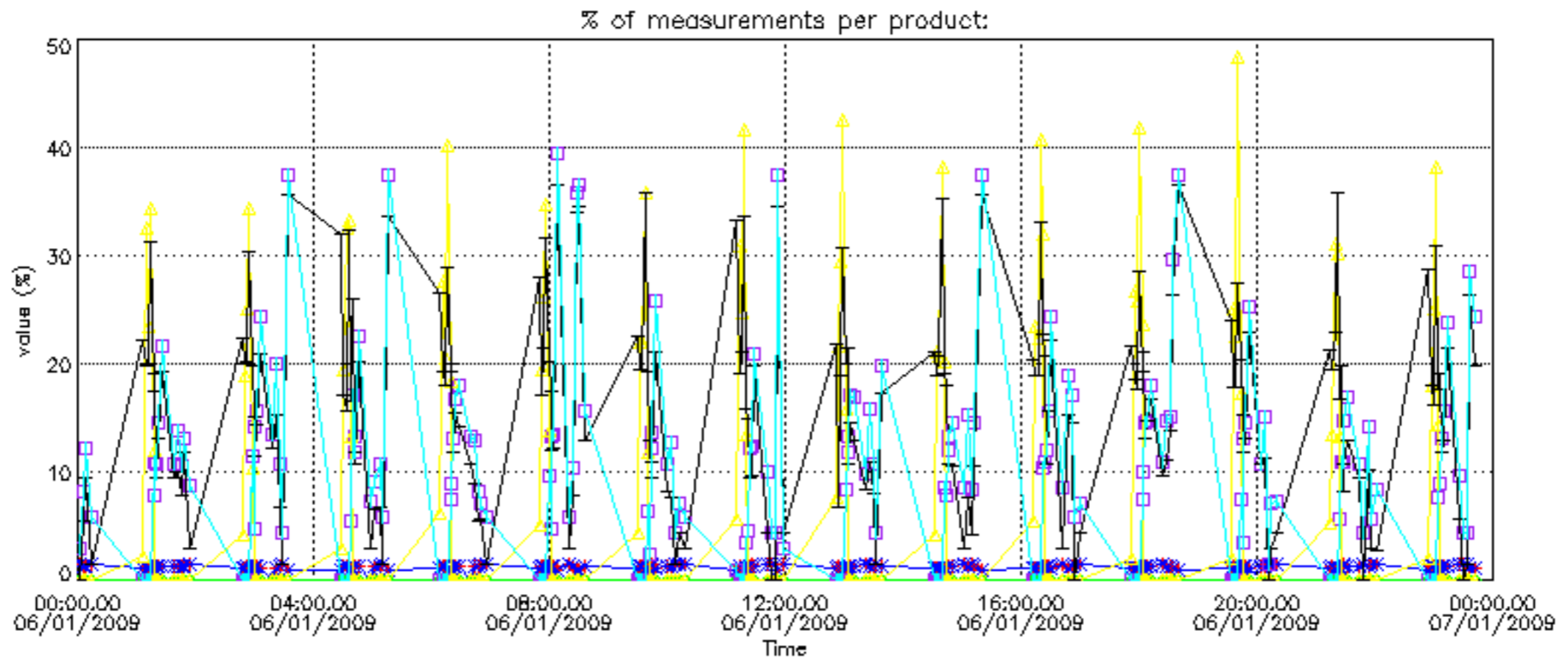
Percentage of flagged data per NO2 profile



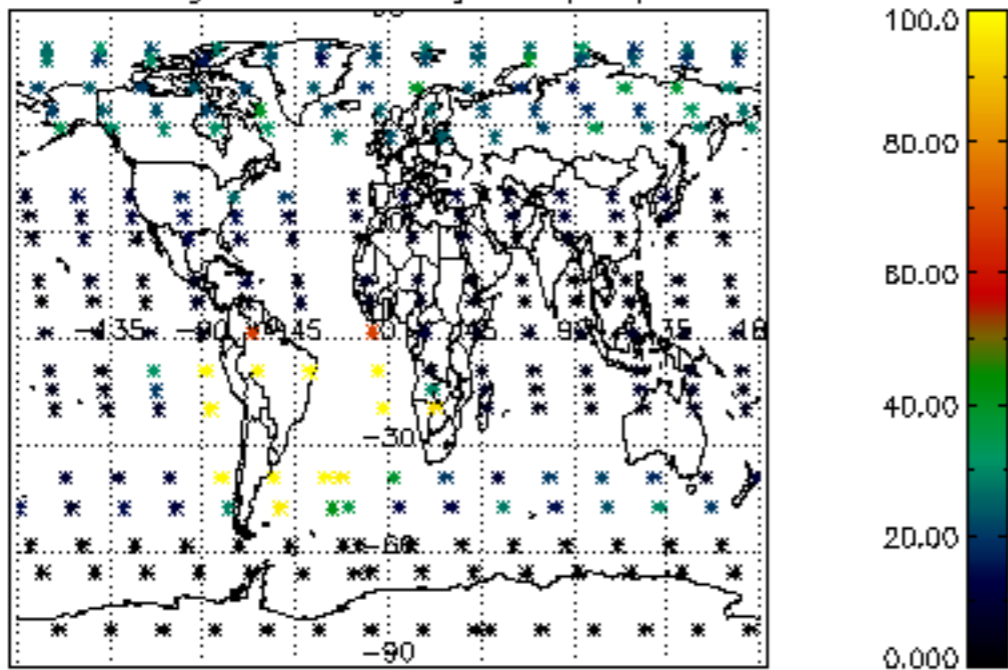
Percentage of flagged data per NO3 profile



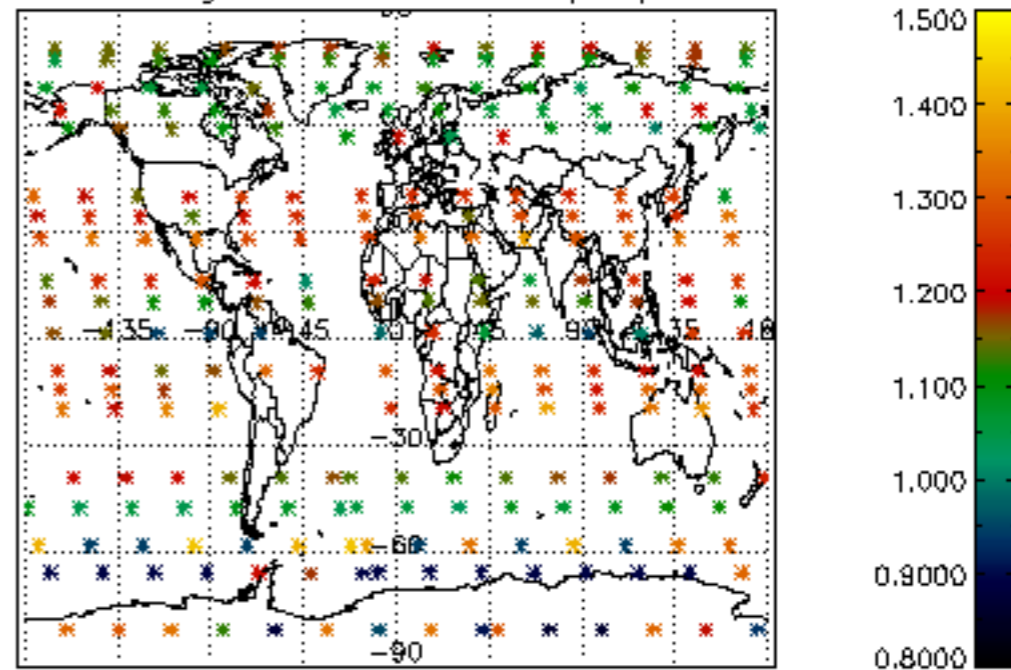




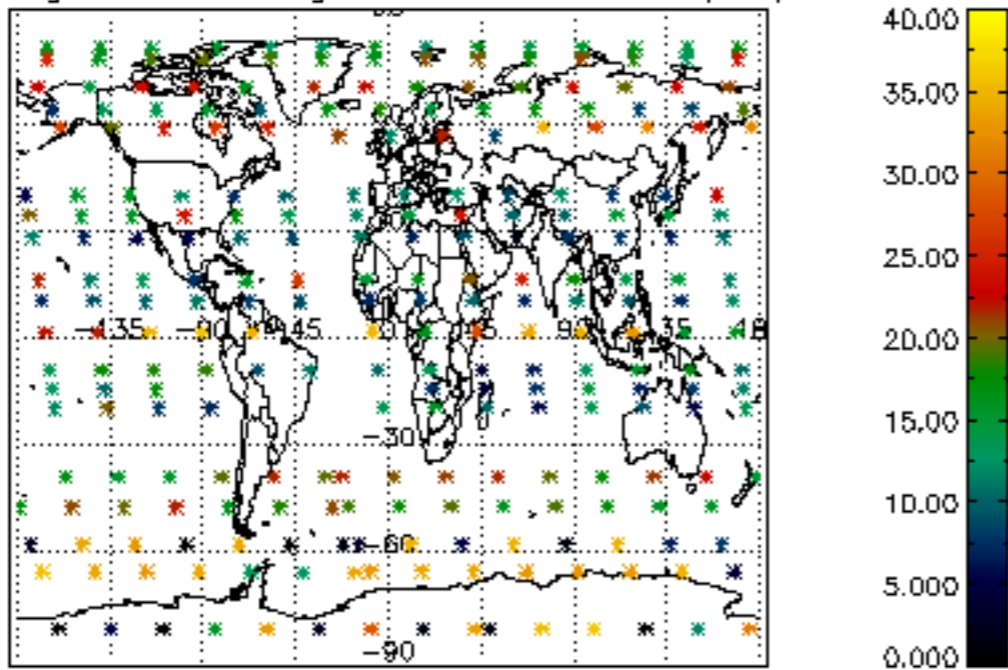
Percentage of cosmic ray hits per profile



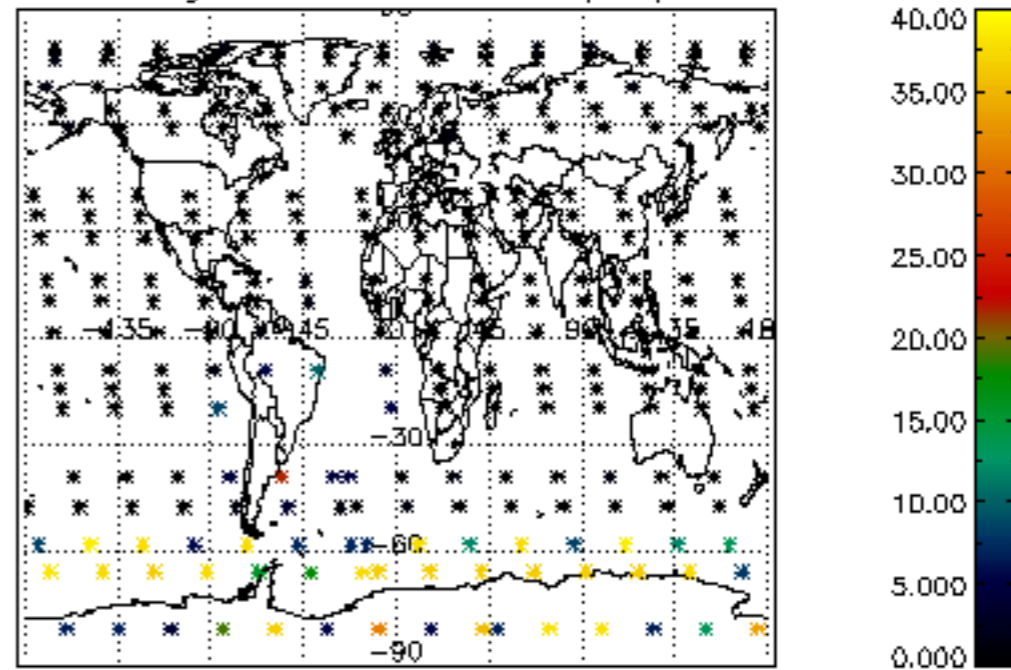
Percentage of datation errors per profile



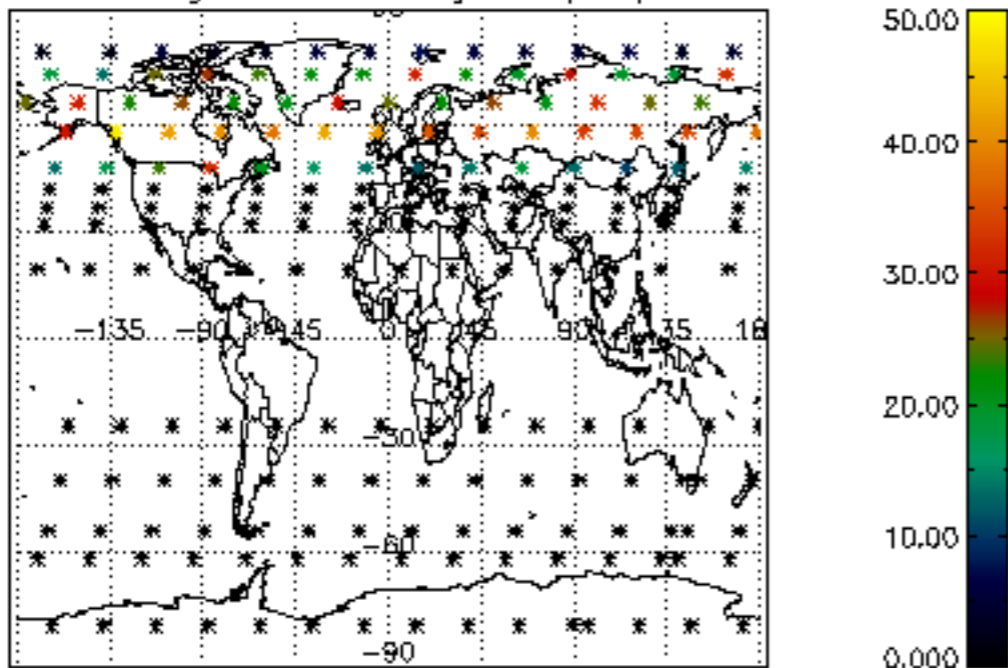
Percentage of star falling outside central band per profile



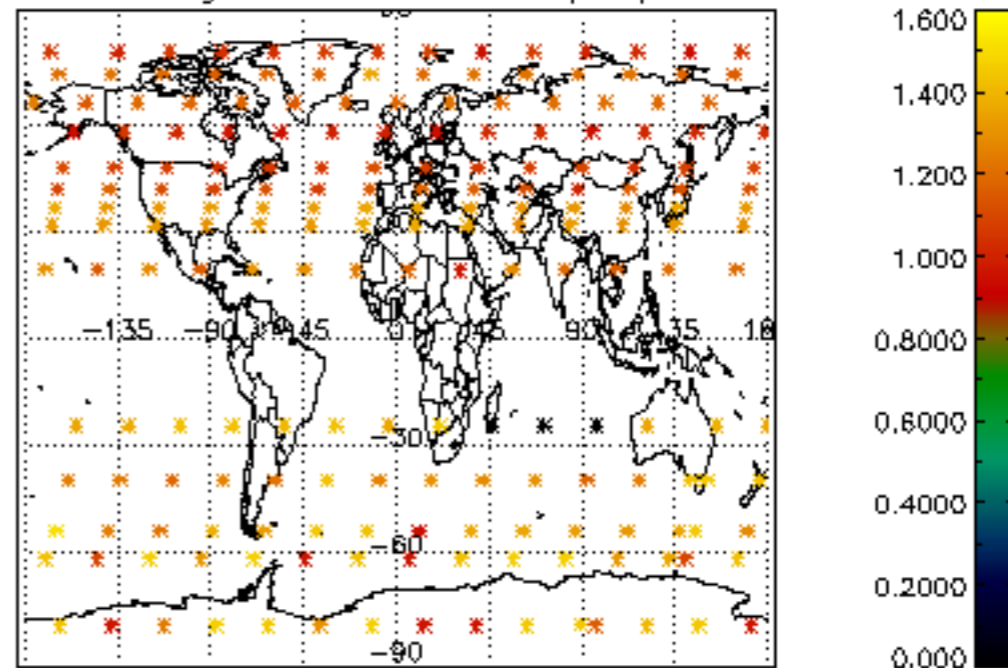
Percentage of saturation errors per profile



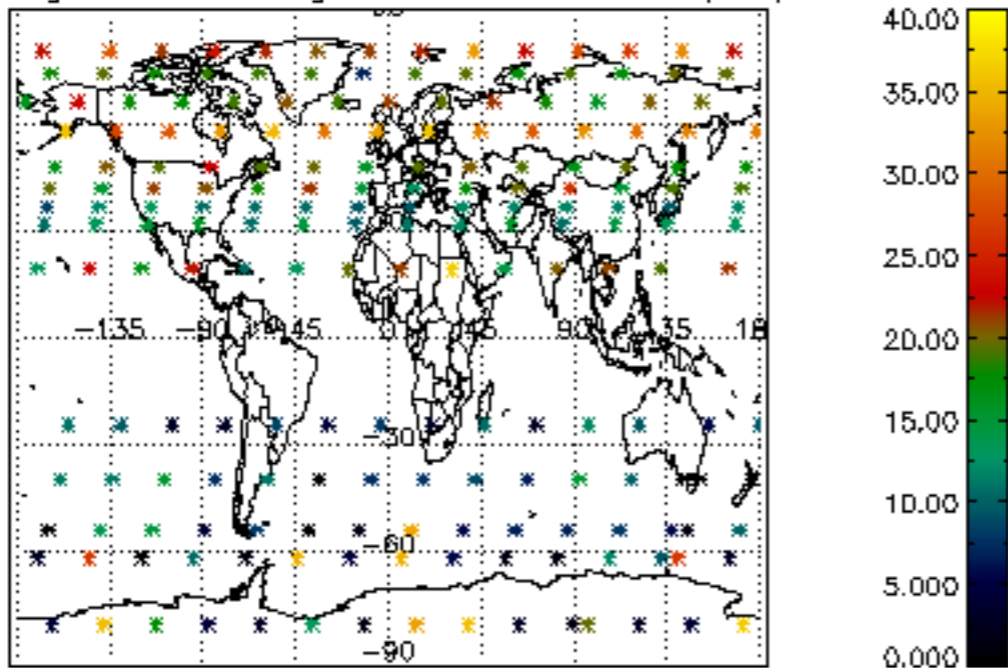
Percentage of cosmic ray hits per profile



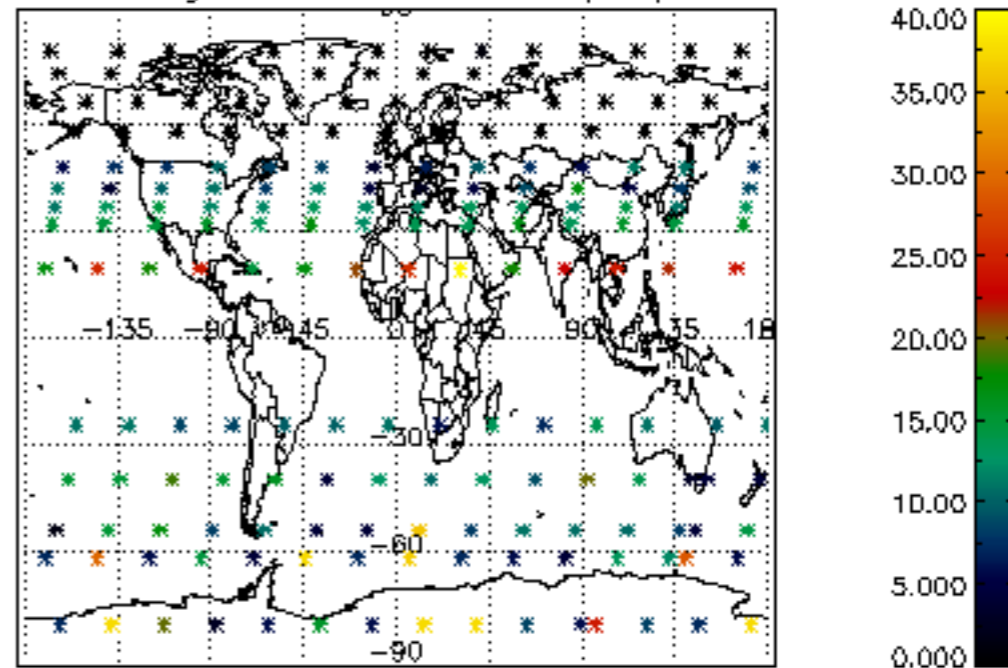
Percentage of datation errors per profile

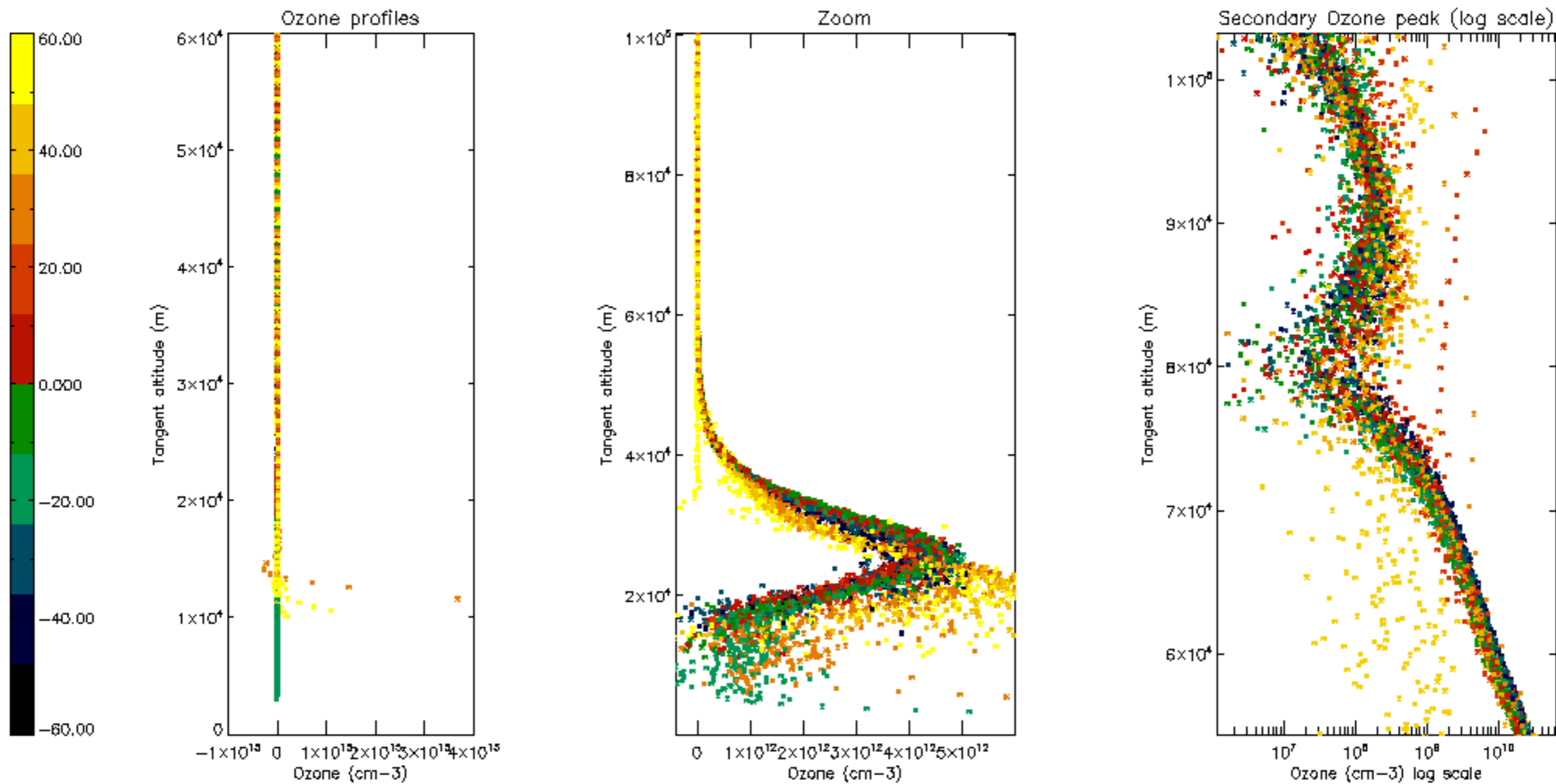


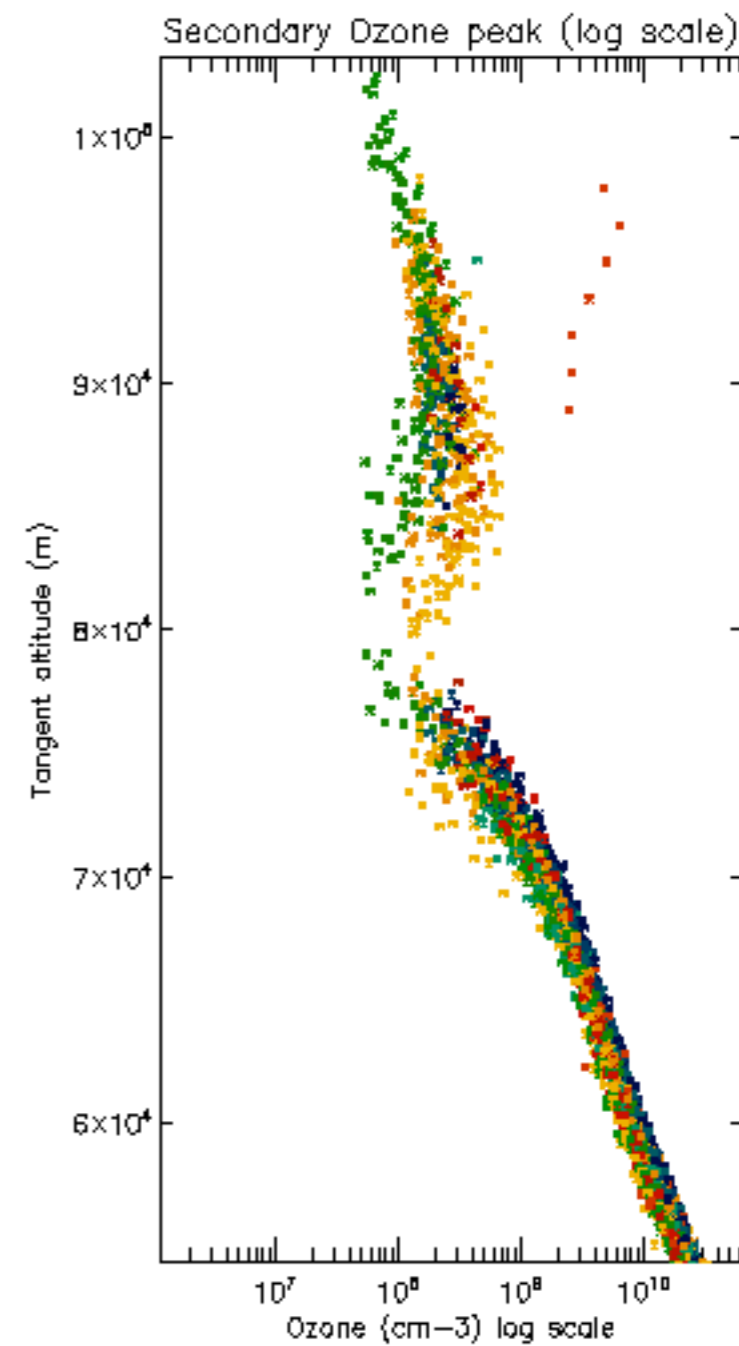
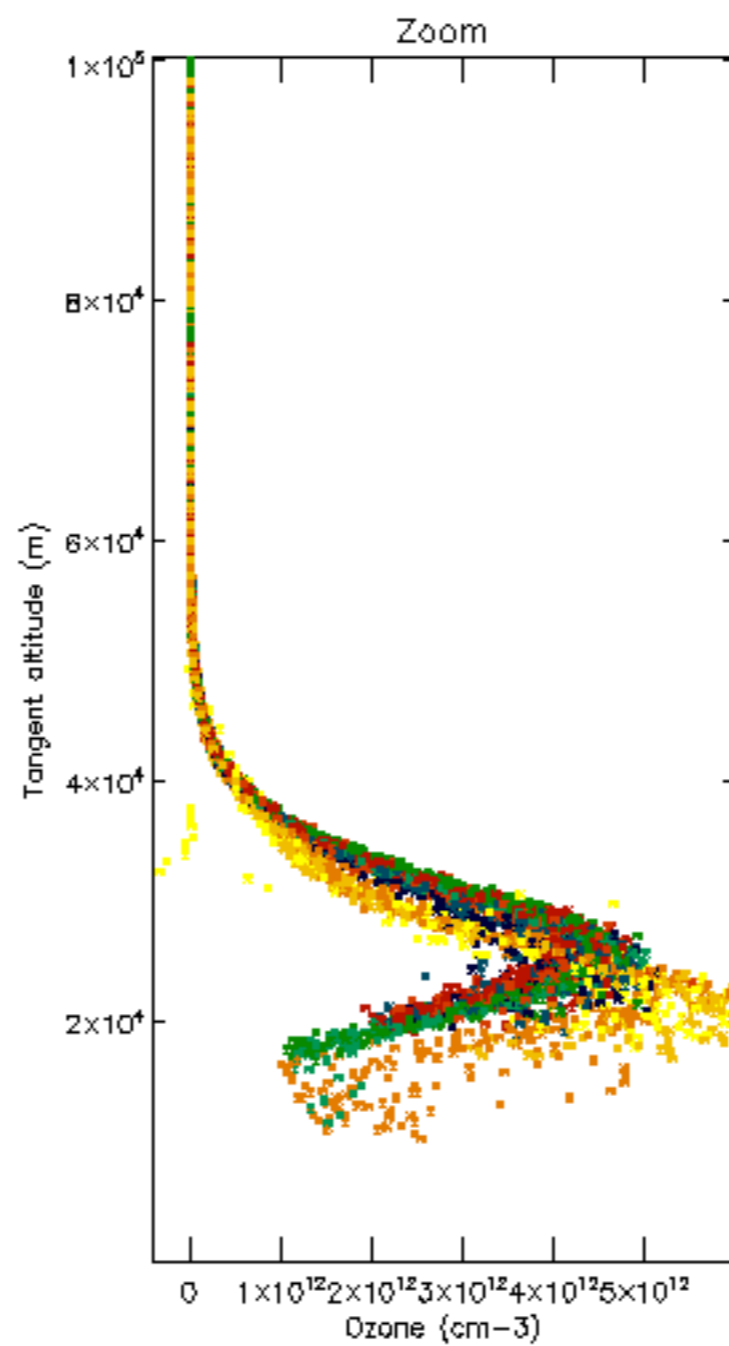
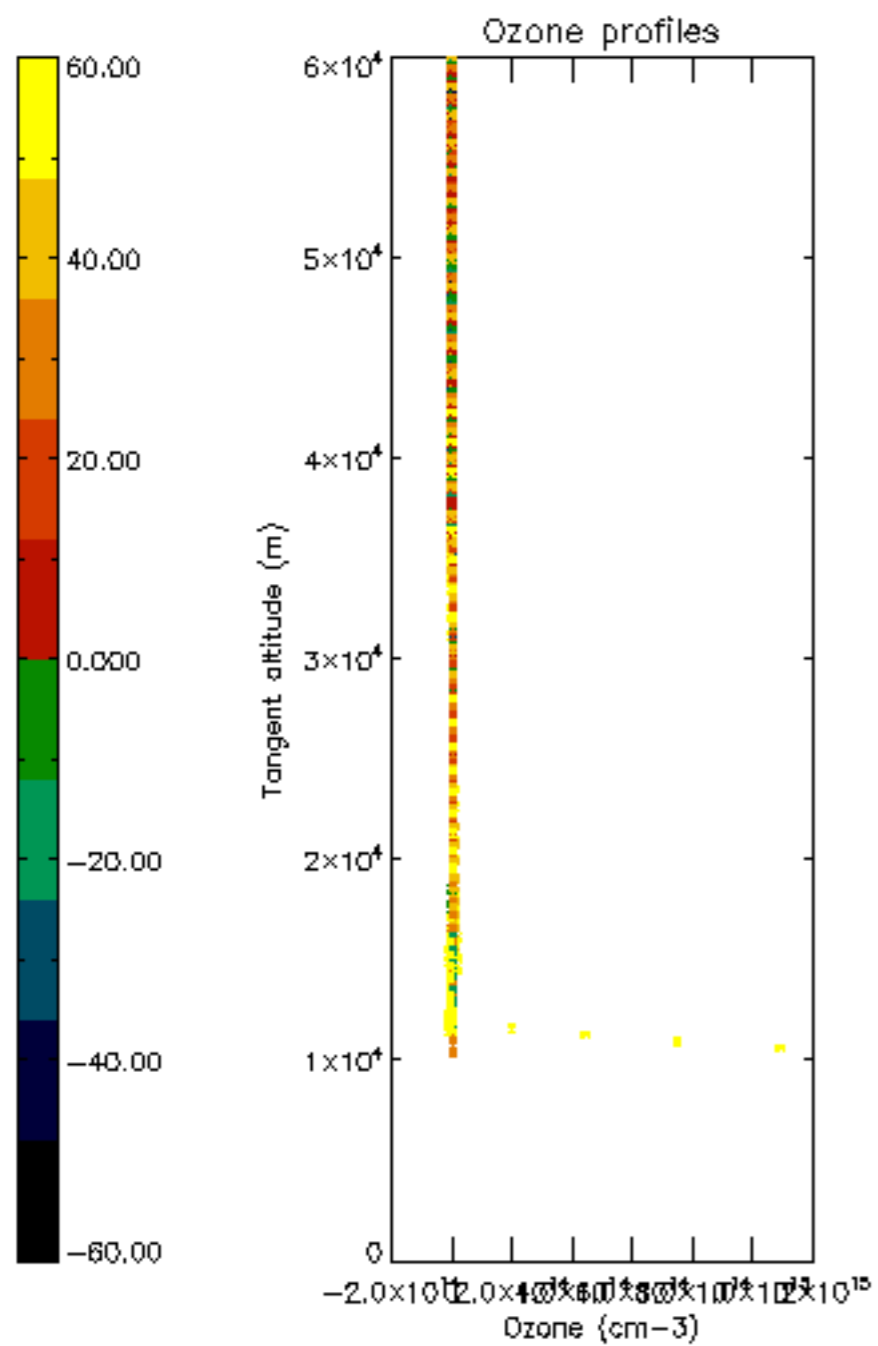
Percentage of star falling outside central band per profile

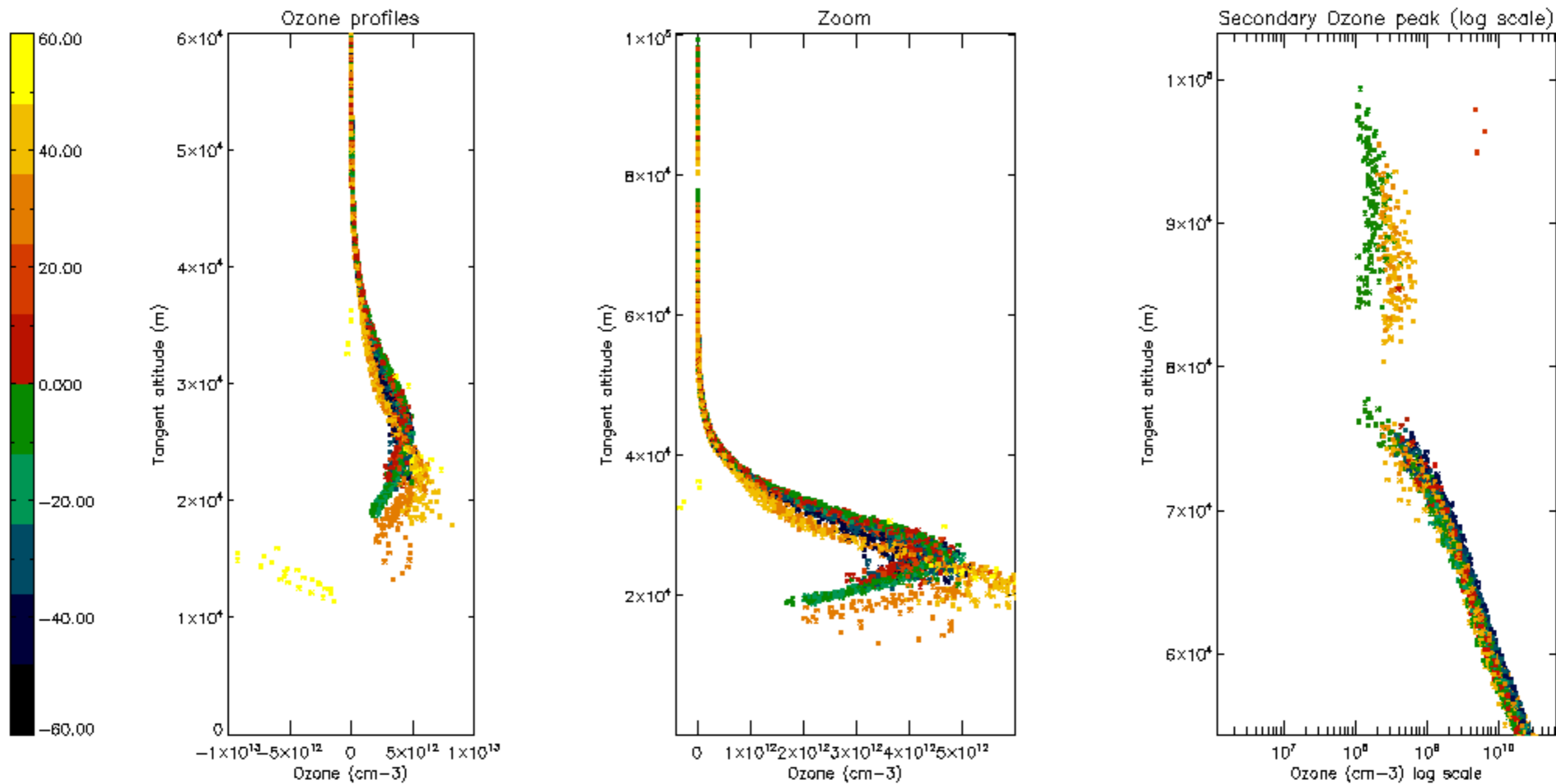


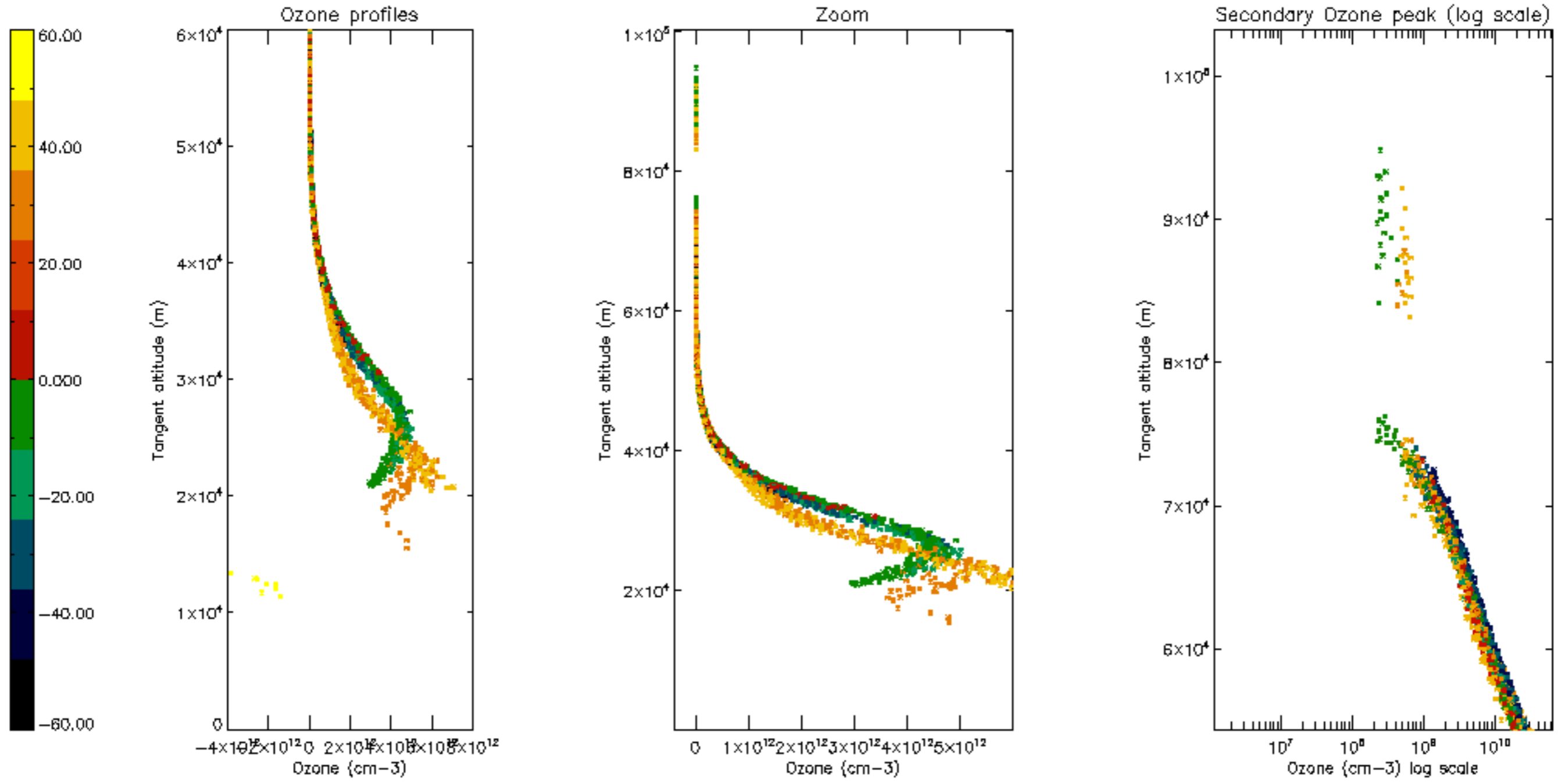
Percentage of saturation errors per profile

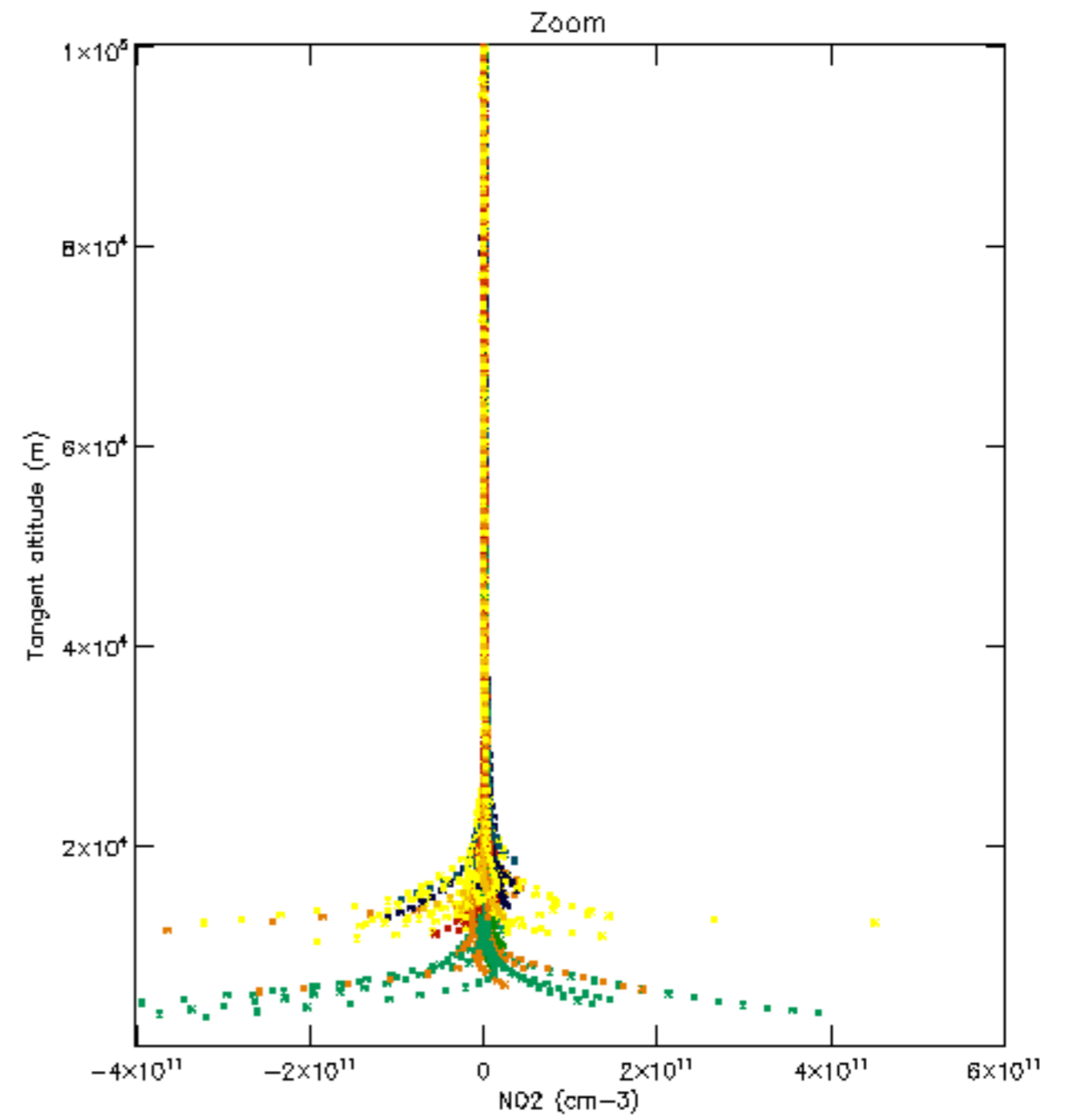
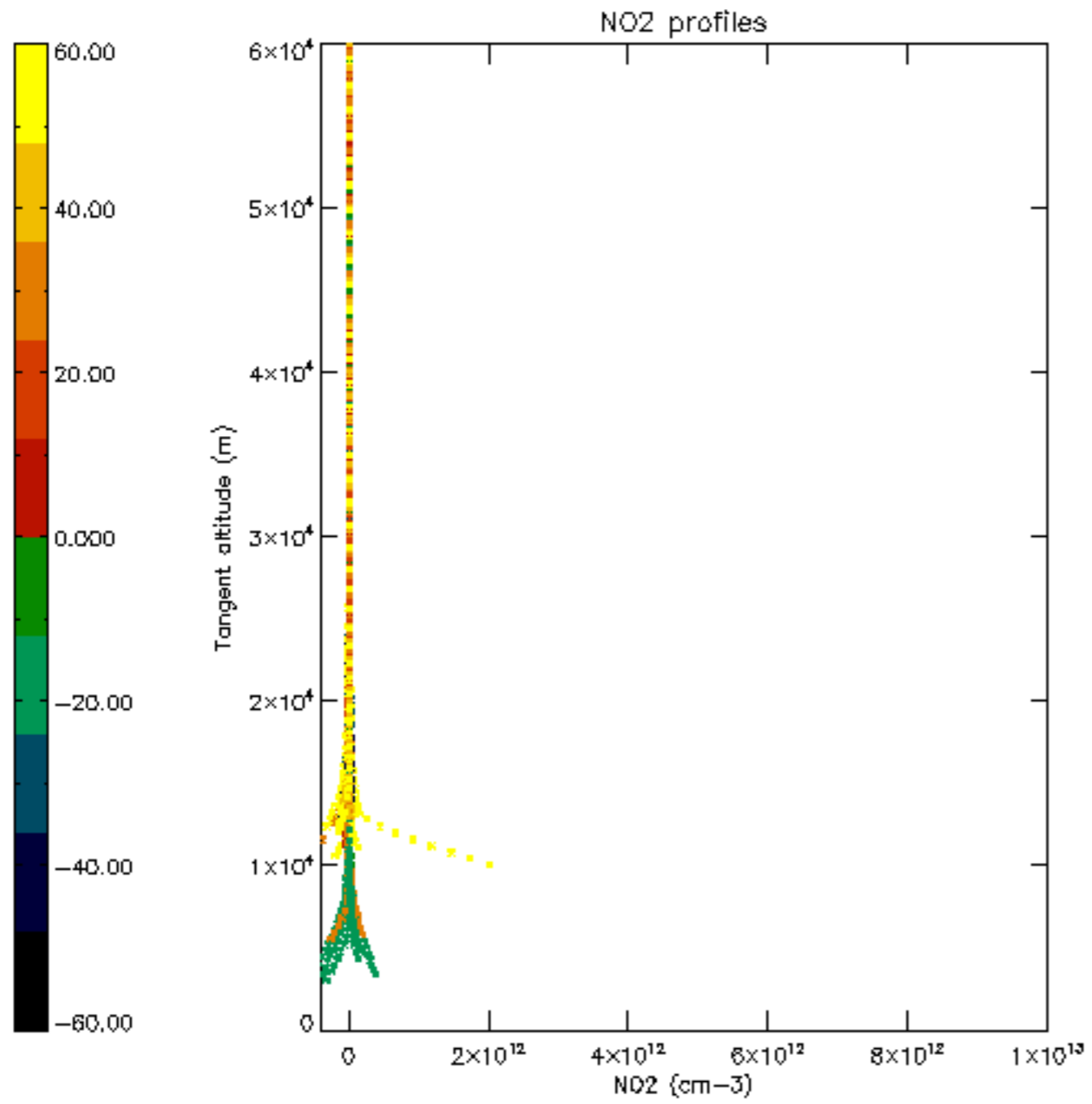


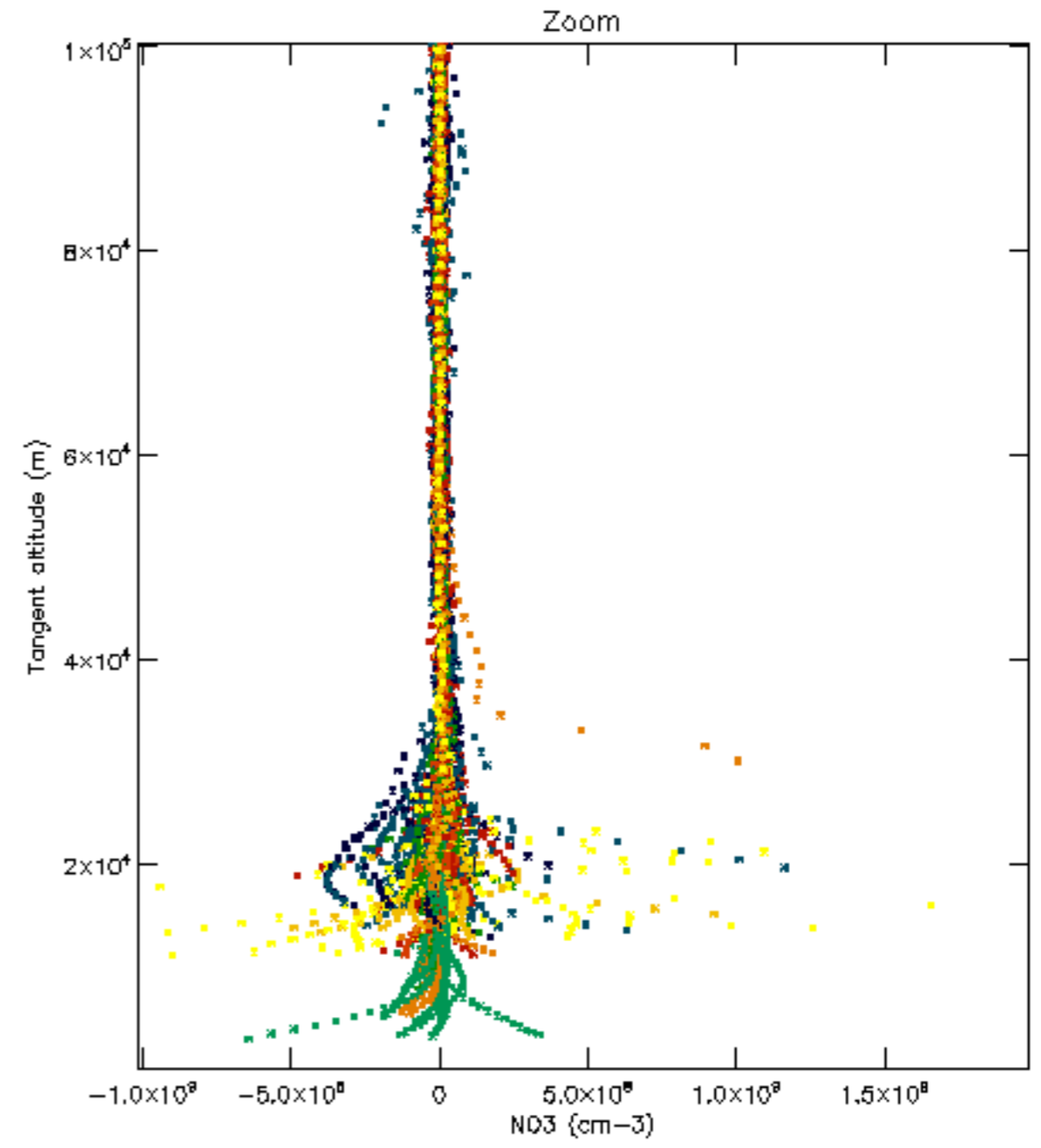
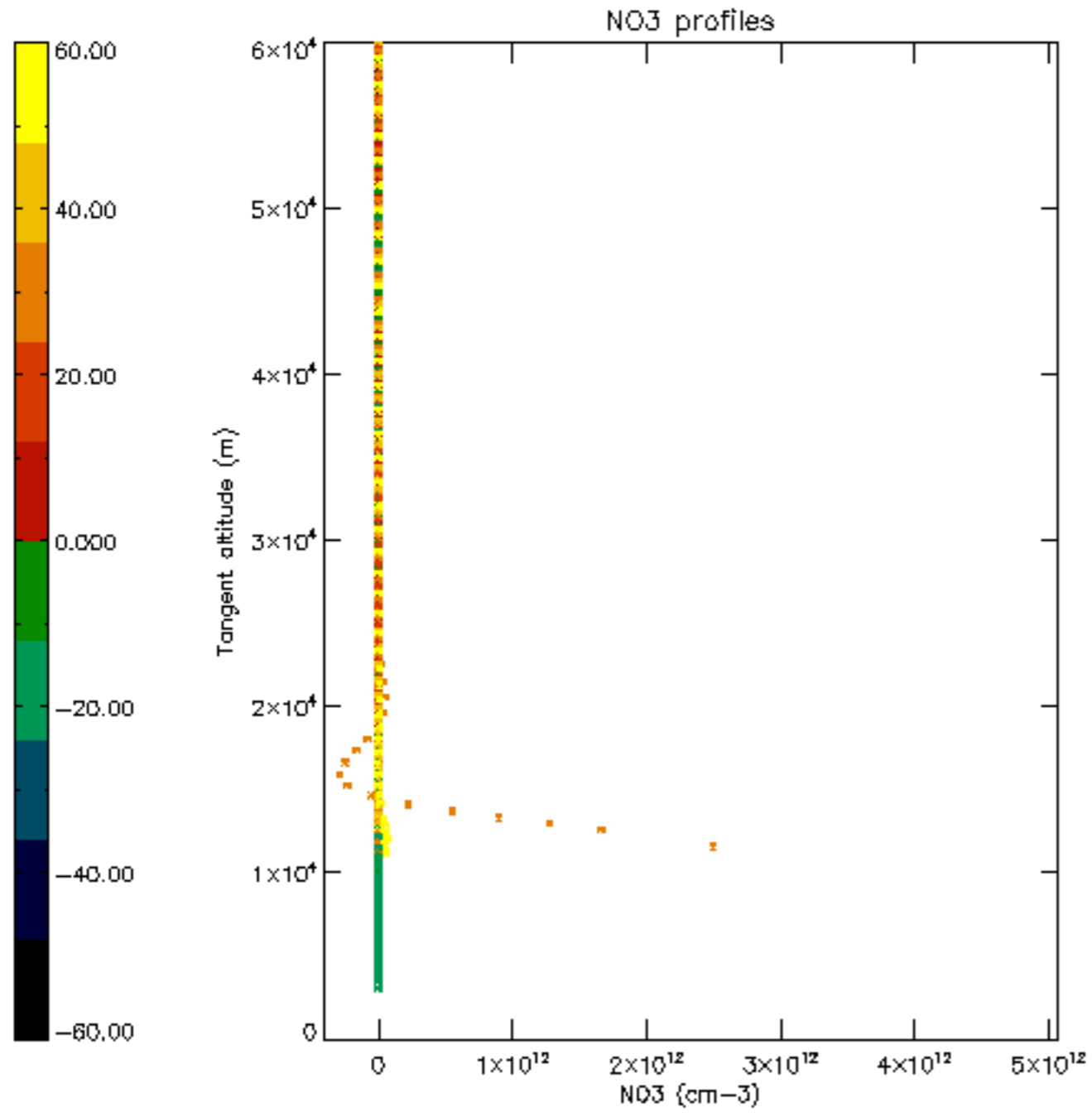


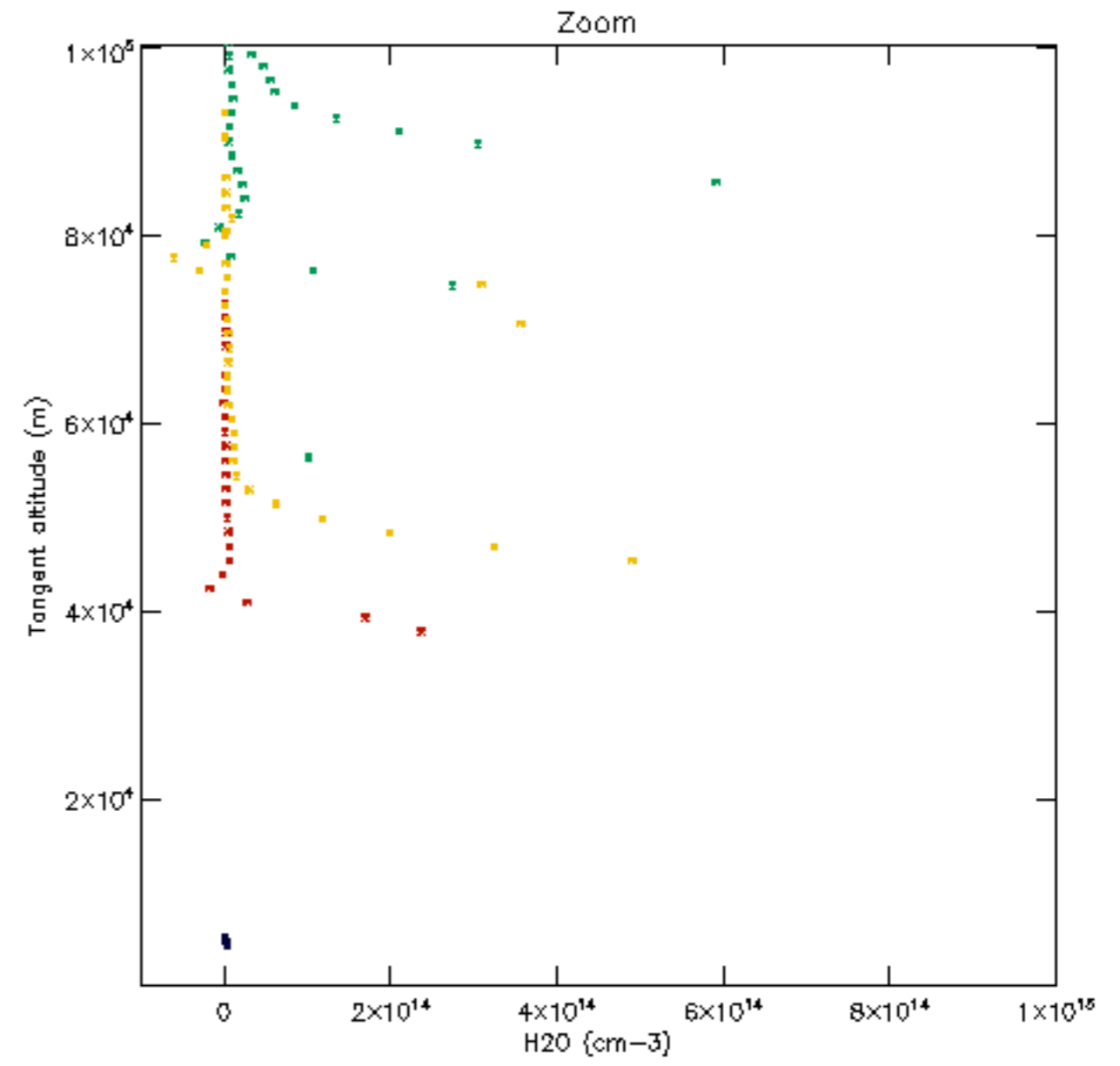
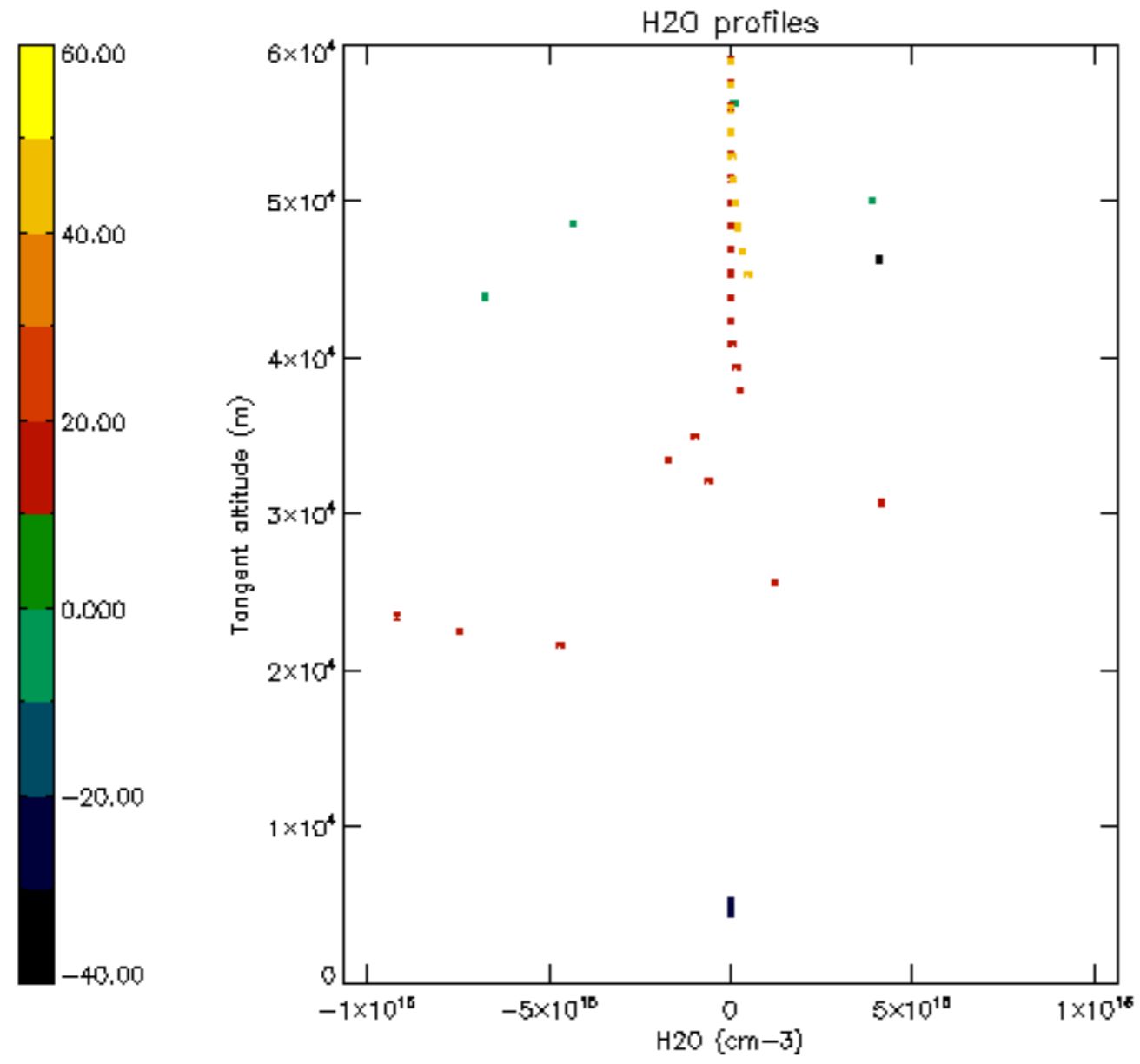


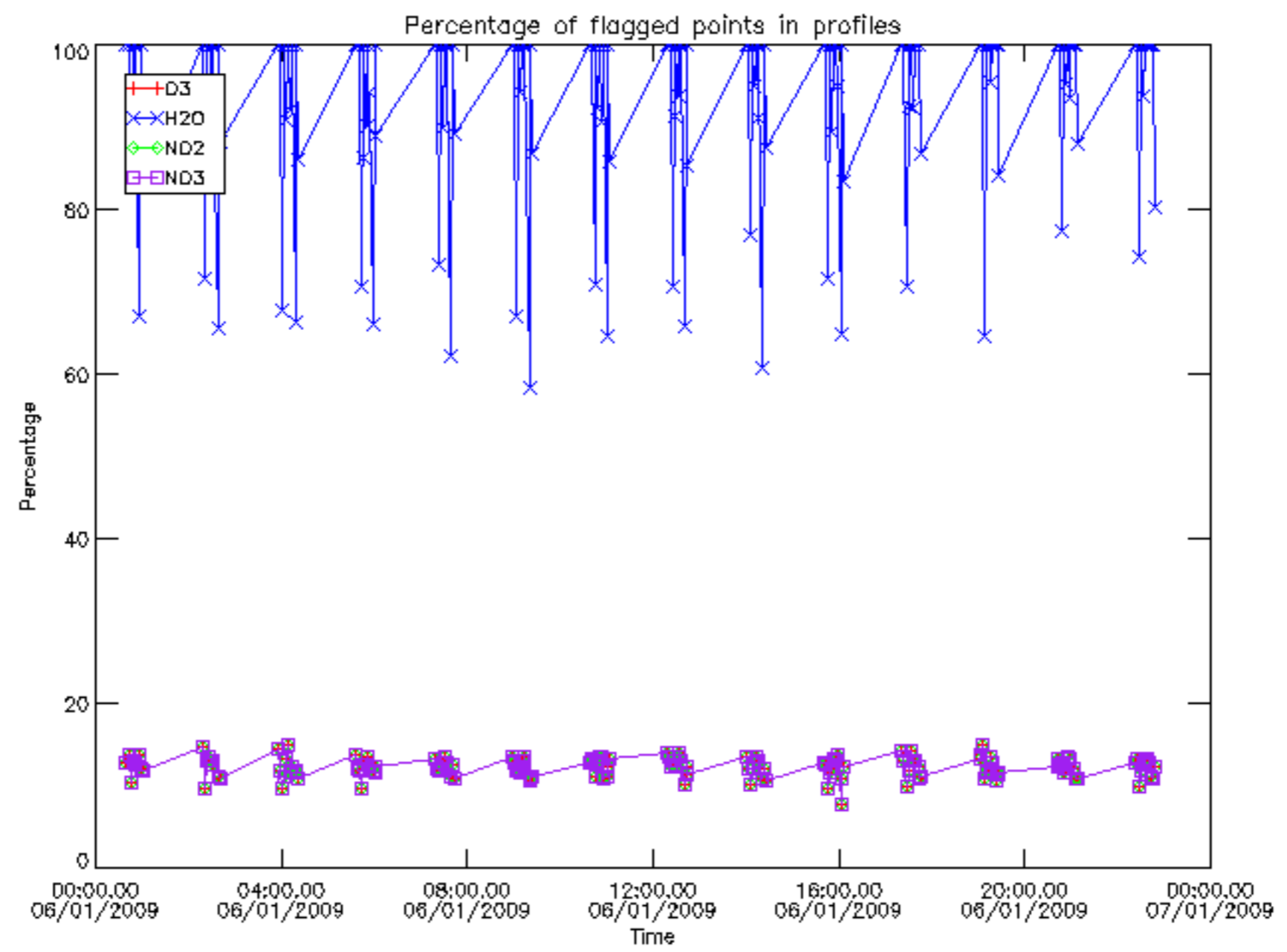




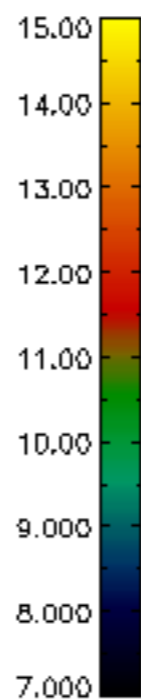
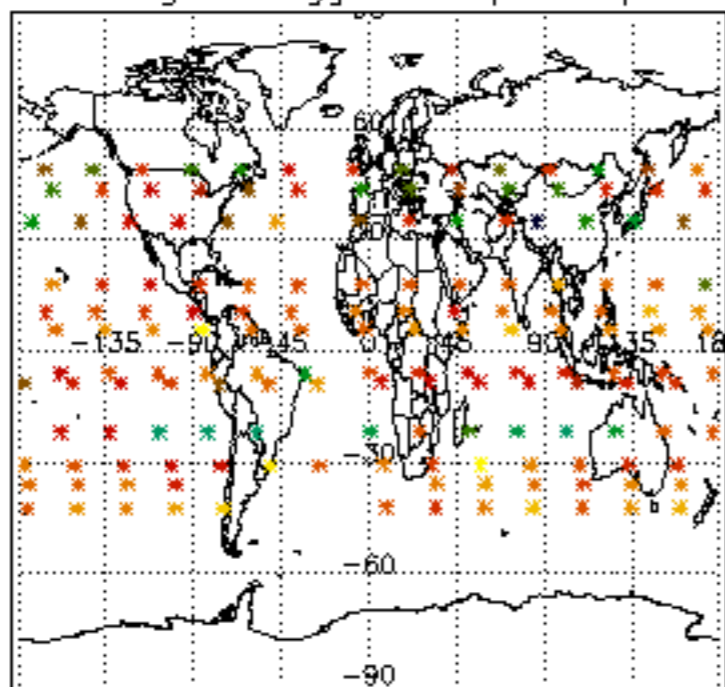




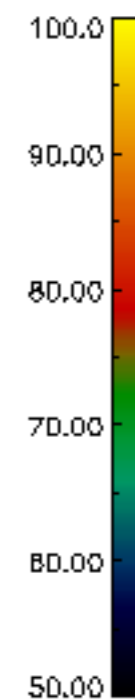
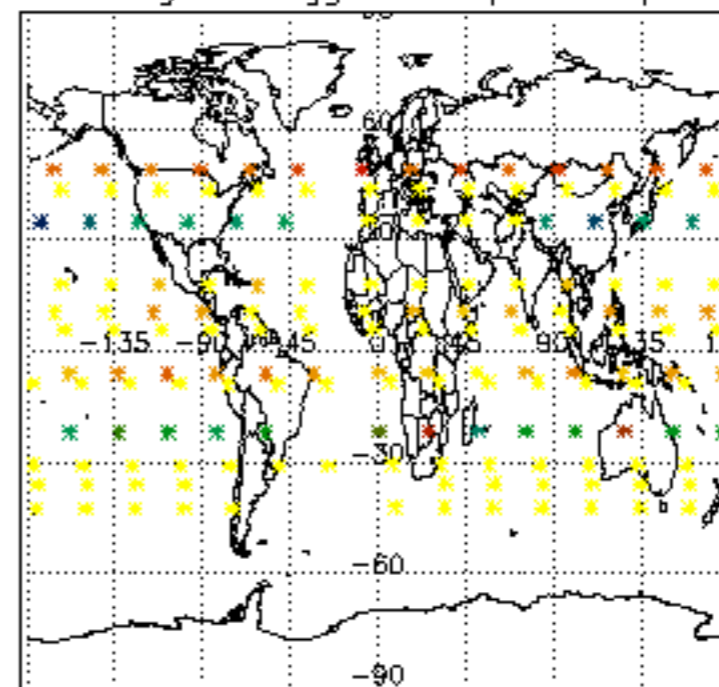




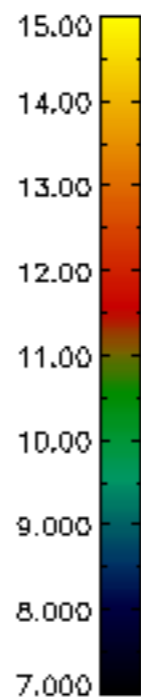
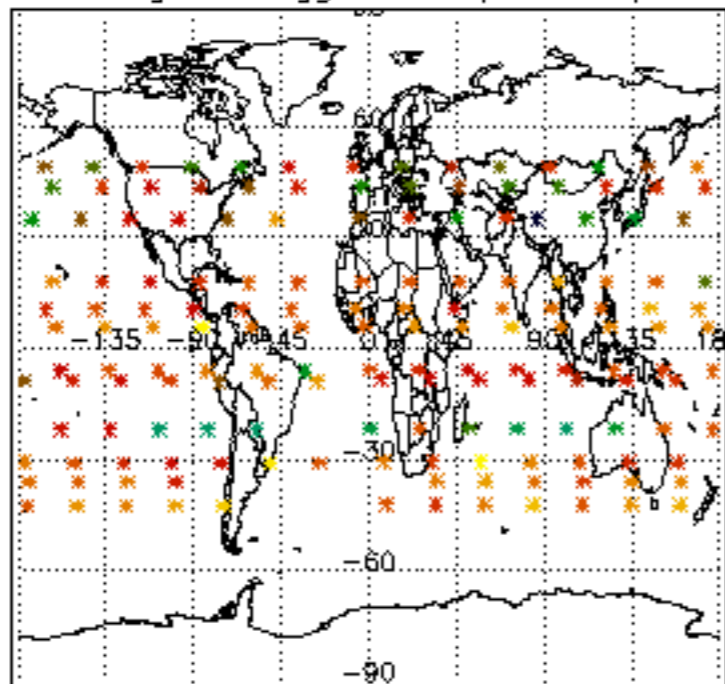
Percentage of flagged data per D3 profile



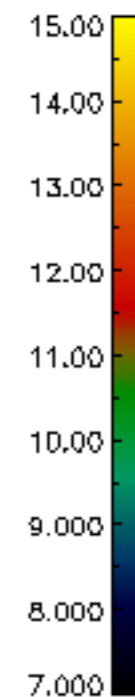
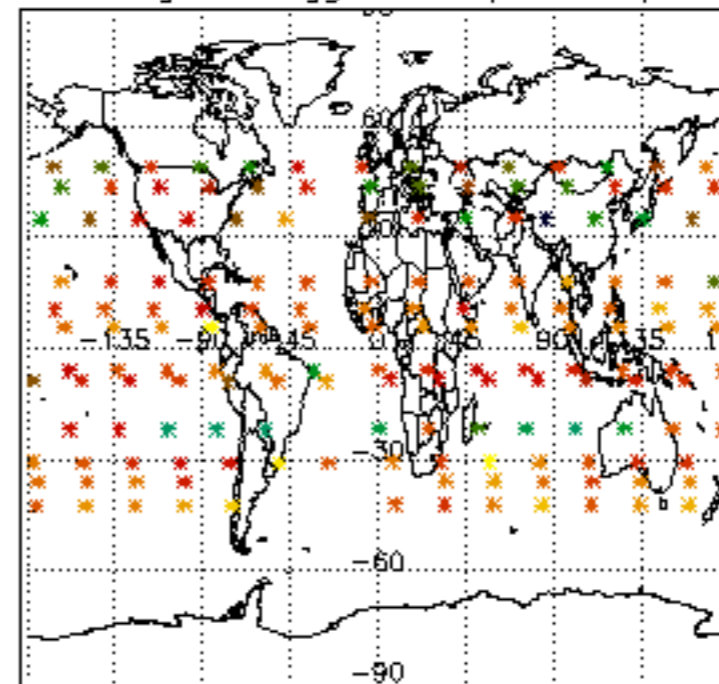
Percentage of flagged data per H2O profile

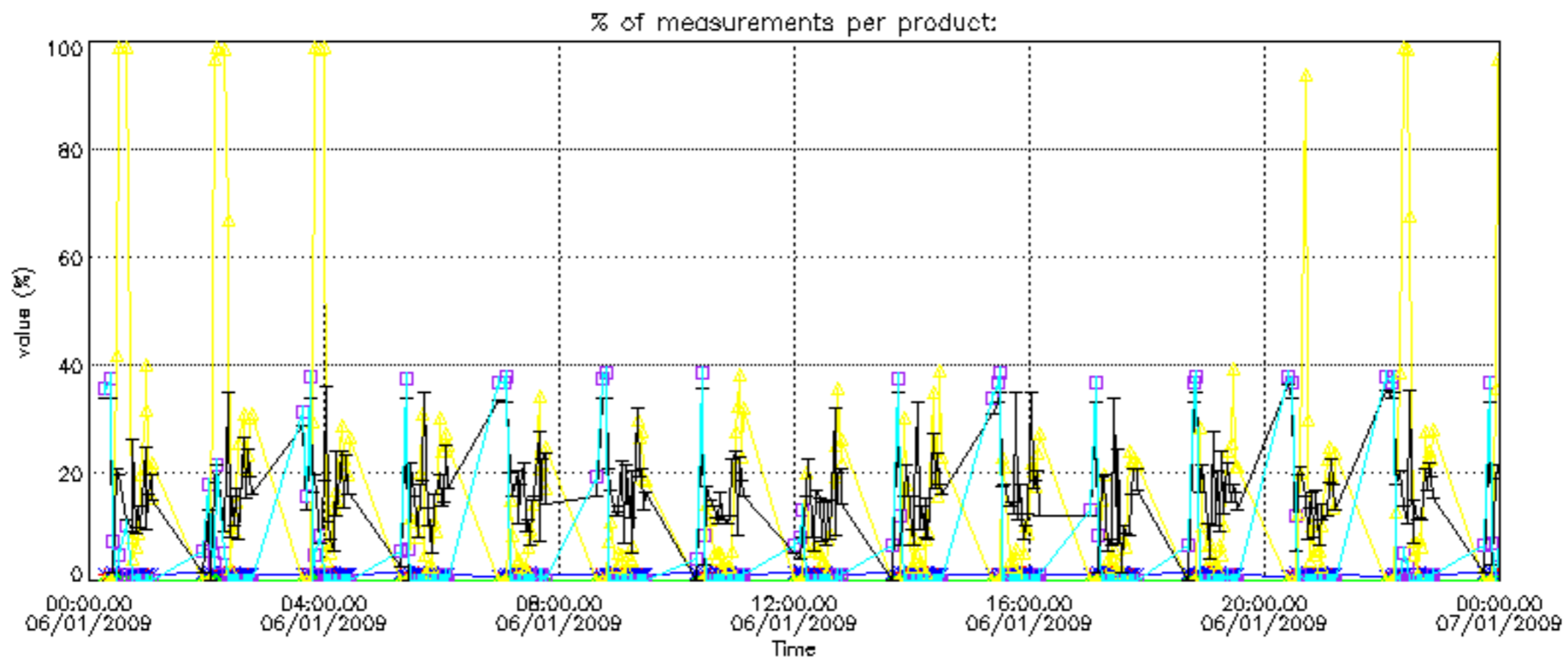


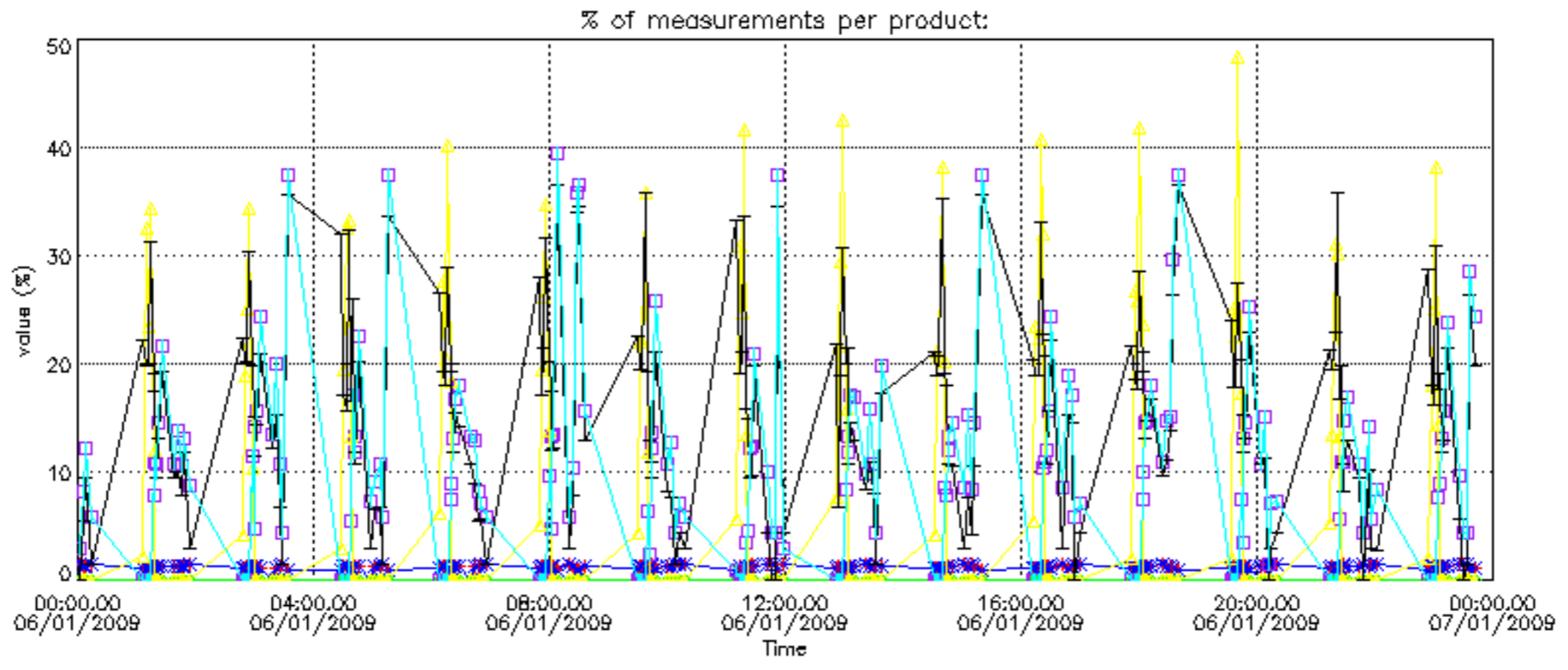
Percentage of flagged data per NO2 profile



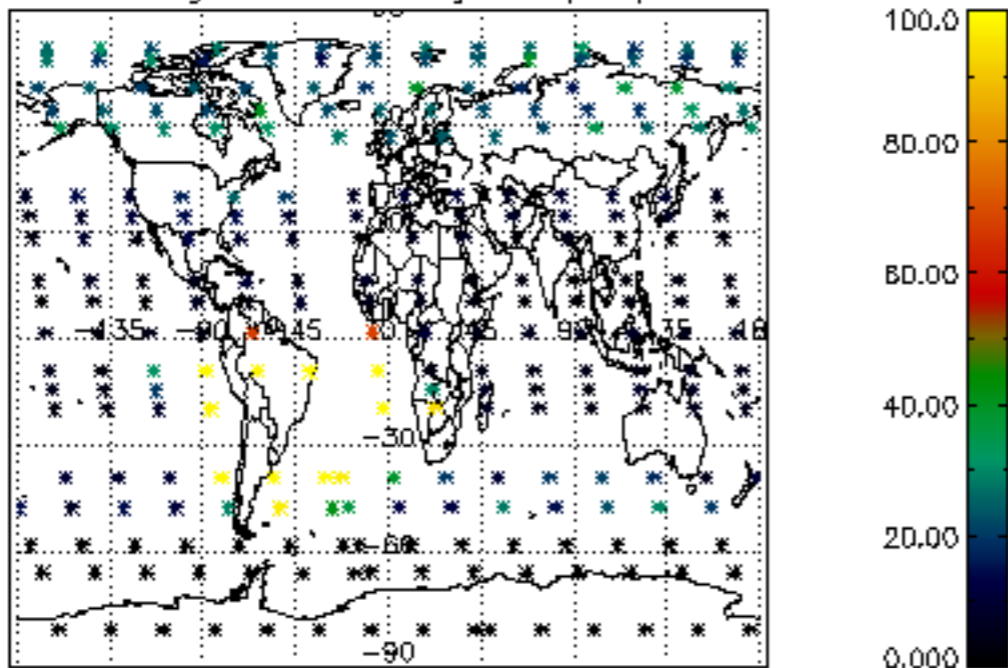
Percentage of flagged data per NO3 profile



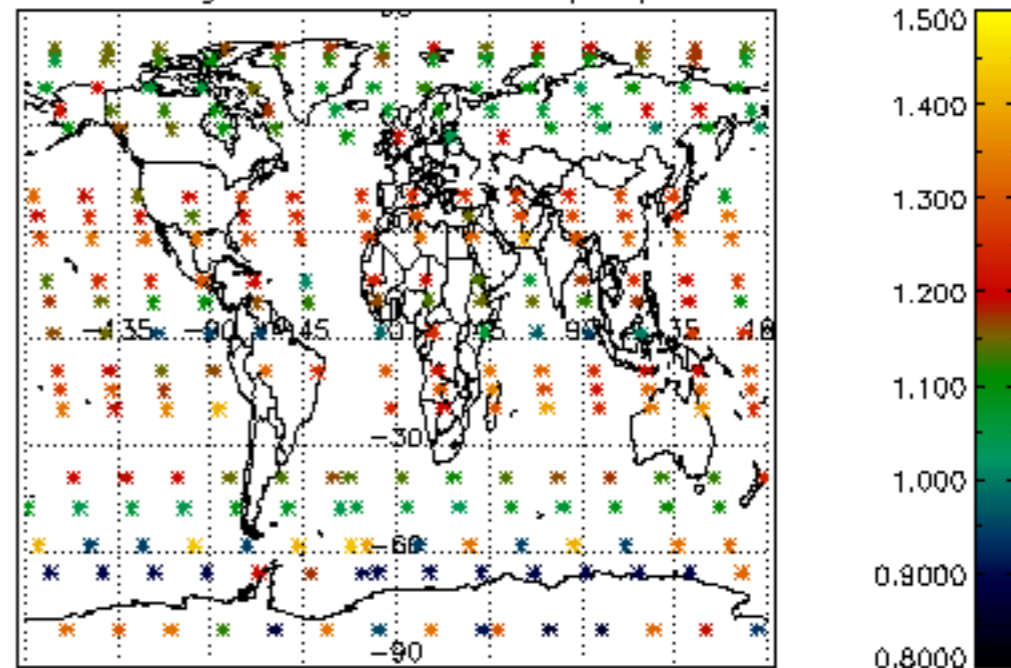




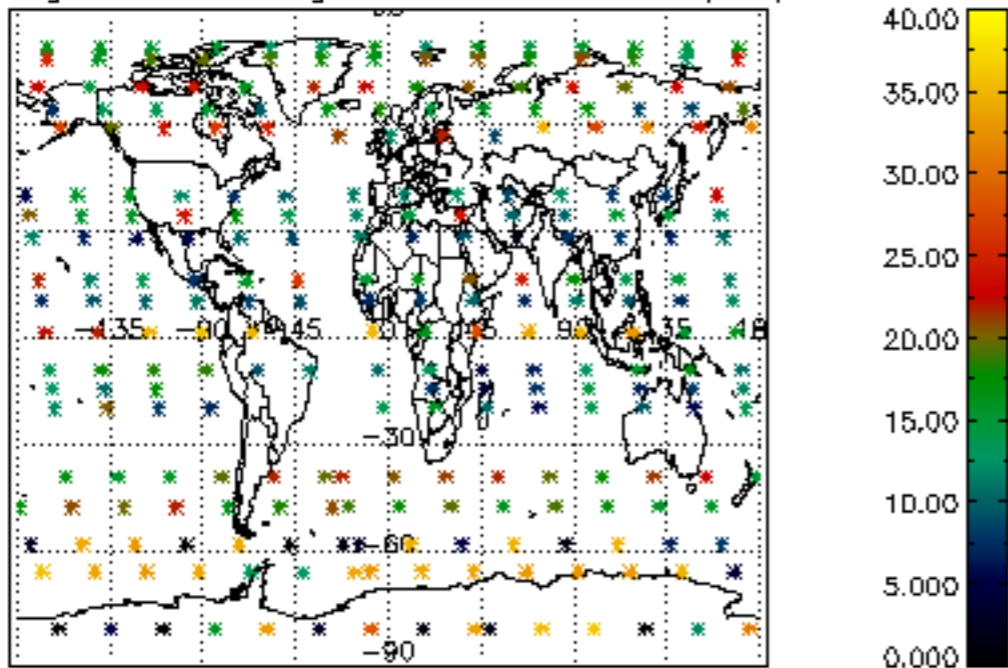
Percentage of cosmic ray hits per profile



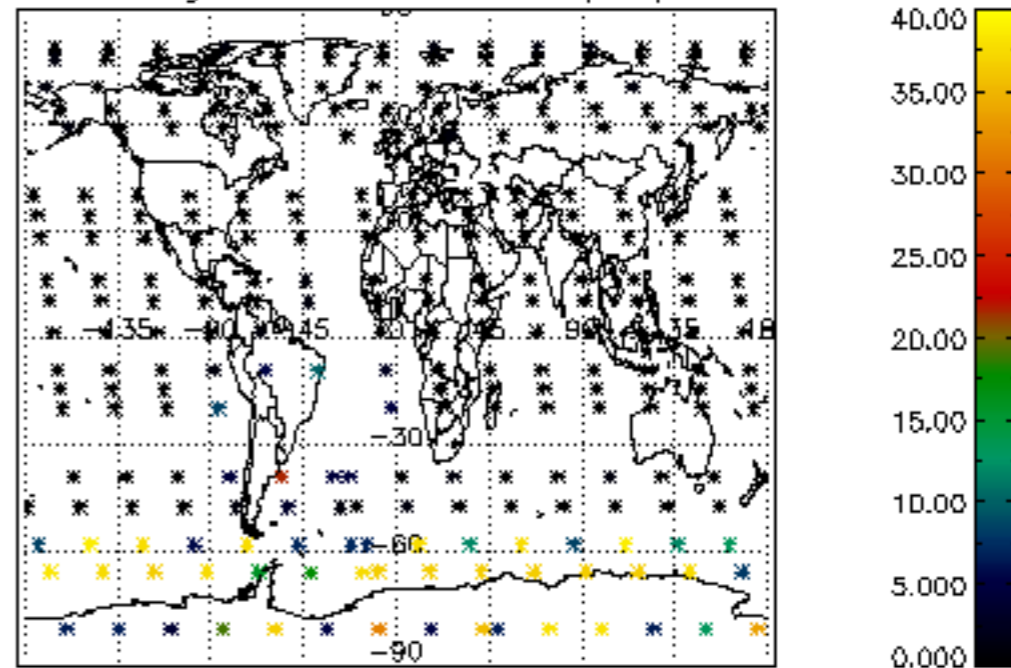
Percentage of datation errors per profile



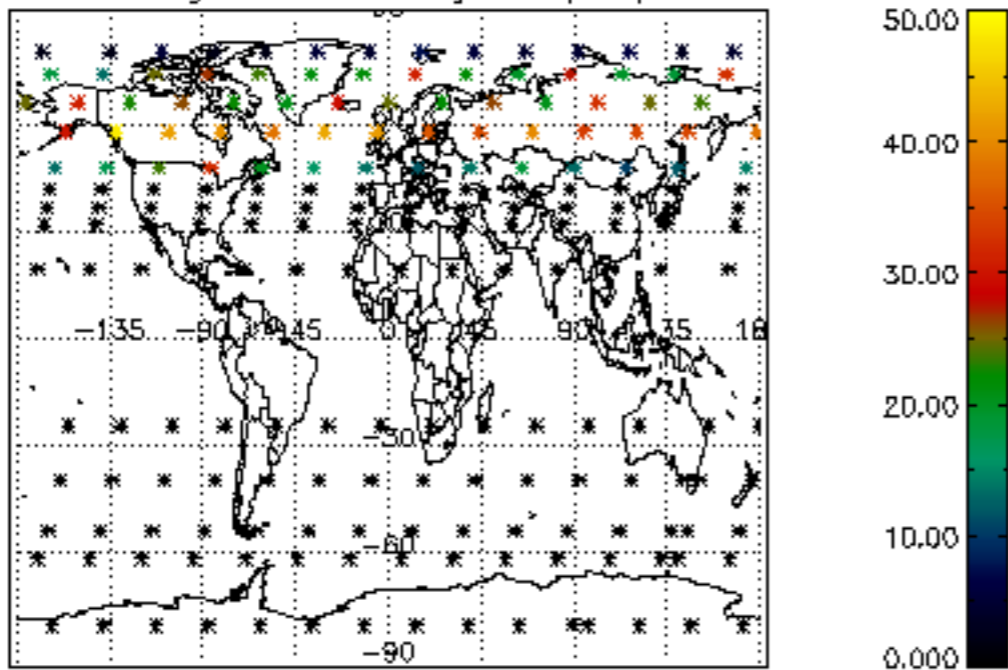
Percentage of star falling outside central band per profile



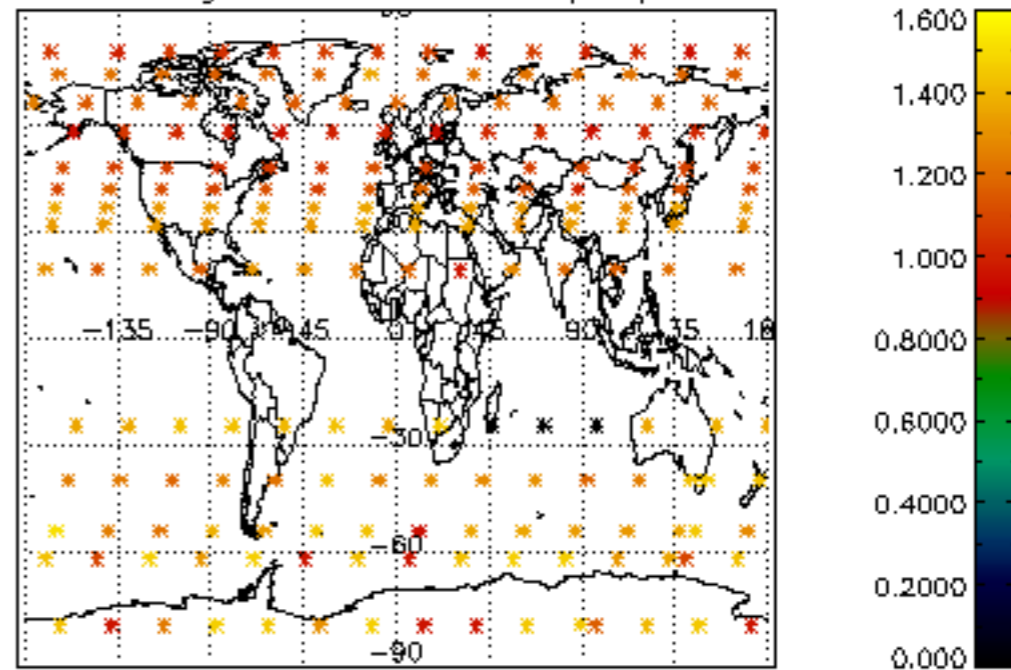
Percentage of saturation errors per profile



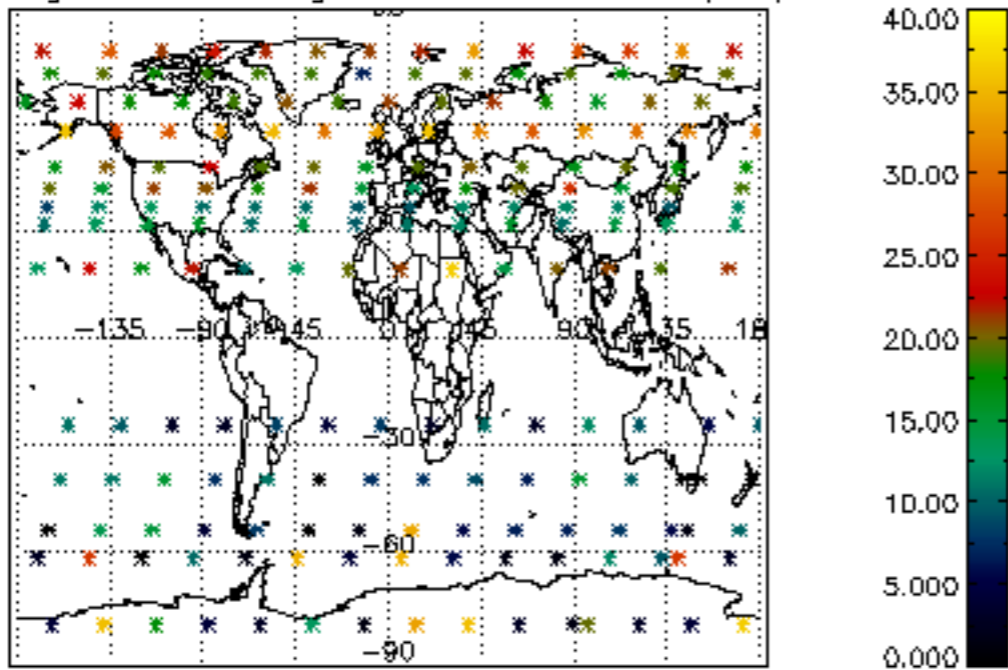
Percentage of cosmic ray hits per profile



Percentage of datation errors per profile



Percentage of star falling outside central band per profile



Percentage of saturation errors per profile

