

GOMOS Level 2 Daily Report

SUMMARY

[1. General Info](#)

[2. Summary of processed GOM_NL_2P products](#)

[3. Level 2 Quality information per product](#)

[3.1 Plot of level 2 quality information per product \(time dependant\)](#)

[3.2 Plot of level 2 quality information per product \(world map\)](#)

[4. Level 1 Quality information per product \(stored on level 2 products\)](#)

[4.1 Plot of level 1 quality information per product \(time dependant\)](#)

[4.1.1 Plot of level 1 quality information per product \(time dependant\): ASCENDING](#)

[4.1.2 Plot of level 1 quality information per product \(time dependant\): DESCENDING](#)

[4.2 Plot of level 1 quality information per product \(world map\)](#)

[4.2.1 Plot of level 1 quality information per product \(world map\): ASCENDING](#)

[4.2.2 Plot of level 1 quality information per product \(world map\): DESCENDING](#)

[5. Ozone profiles based on quality statistics and other trace gas profiles](#)

[5.1 Ozone statistics based on quality of products](#)

[5.2 Plot ozone profiles for all STD \(dark without errors\)](#)

[5.3 Plot ozone profiles where STD < 20% \(dark without errors\)](#)

[5.4. Plot ozone profiles where STD < 10% \(dark without errors\)](#)

[5.5. Plot ozone profiles where STD < 5% \(dark without errors\)](#)

[5.6 Plot NO2 profiles for all STD \(dark without errors\)](#)

[5.7 Plot NO3 profiles for all STD \(dark without errors\)](#)

[5.8 Plot H2O profiles \(only for occultations of stars 1,2,3,4,13,14,16,26,63 dark without errors\) for all STD](#)

[6. Auxiliary Data Files used for the production reported in section 2](#)

This report presents the daily analysis on parameters extracted from GOMOS level 2 data (GOM_NL__2P). It is intended to monitor some important parameters that will impact the quality of these products. A list of level 2 products (and content) that have arrived during the reporting day to the PCF is also given.

Item	Value
Time of report generation	25APR2013 22:59:24
Data source version	GOMOS/6.01
Start time of products	30-11-2008 (30NOV2008 00:00:00)
Stop time of products	01-12-2008 (01DEC2008 00:00:00)
Store outputs in DB	Yes
Nb of level 2 prods	254
Nb of prods with errors	0

2. Summary of processed GOM_NL__2P products.

Nr	Filename	UTC Start time	Limb	Duration	Star Id	Star Name	Star Mag	Star Temp	Nb Meas	Orbit	Prod. error
1	GOM_NL__2PRFIN20081130_001259_000000532074_00174_35298_4406.N1	30-NOV-2008 00:12:59	Dark	52.500	34	Gam2Vel	1.7930	23000.	105	35298	No
2	GOM_NL__2PRFIN20081130_001443_000000572074_00174_35298_4407.N1	30-NOV-2008 00:14:43	Dark	56.500	70	Zet Pup	2.2460	39000.	113	35298	No
3	GOM_NL__2PRFIN20081130_001814_000000602074_00174_35298_4408.N1	30-NOV-2008 00:18:14	Dark	59.500	117	Pi Pup	2.7060	3800.0	119	35298	No
4	GOM_NL__2PRFIN20081130_002039_000000352074_00174_35298_4409.N1	30-NOV-2008 00:20:39	Dark	35.000	88	31Eta CMa	2.4480	20000.	70	35298	No
5	GOM_NL__2PRFIN20081130_002203_000000682074_00174_35298_4410.N1	30-NOV-2008 00:22:03	Dark	67.500	23	21Eps CMa	1.5020	26000.	135	35298	No
6	GOM_NL__2PRFIN20081130_002838_000000552074_00174_35298_4411.N1	30-NOV-2008 00:28:38	Straylight	54.500	101	11Alp Lep	2.5820	7000.0	109	35298	No
7	GOM_NL__2PRFIN20081130_003217_000000582074_00174_35298_4412.N1	30-NOV-2008 00:32:17	Straylight	57.500	7	19Bet Ori	0.10000	14000.	115	35298	No
8	GOM_NL__2PRFIN20081130_003522_000000622074_00174_35298_4413.N1	30-NOV-2008 00:35:22	Twilight_stray	61.500	30	46Eps Ori	1.6940	30000.	123	35298	No
9	GOM_NL__2PRFIN20081130_003806_000000642074_00174_35298_4414.N1	30-NOV-2008 00:38:06	Twilight_stray	63.500	27	24Gam Ori	1.6360	26000.	127	35298	No
10	GOM_NL__2PRFIN20081130_004020_000000572074_00174_35298_4415.N1	30-NOV-2008 00:40:20	Bright	57.000	13	87Alp Tau	0.86700	3800.0	114	35298	No
11	GOM_NL__2PRFIN20081130_004417_000000392074_00174_35298_4416.N1	30-NOV-2008 00:44:17	Bright	38.500	150	44Zet Per	2.8900	28000.	77	35298	No
12	GOM_NL__2PRFIN20081130_004643_000000382074_00174_35298_4417.N1	30-NOV-2008 00:46:43	Bright	37.500	149	45Eps Per	2.8880	30000.	75	35298	No
13	GOM_NL__2PRFIN20081130_005039_000000472074_00174_35298_4418.N1	30-NOV-2008 00:50:39	Bright	47.000	6	13Alp Aur	0.080000	3400.0	94	35298	No
14	GOM_NL__2PRFIN20081130_005232_000000522074_00174_35298_4419.N1	30-NOV-2008 00:52:32	Bright	51.500	42	34Bet Aur	1.9000	10200.	103	35298	No
15	GOM_NL__2PRFIN20081130_010649_000000432074_00174_35298_4420.N1	30-NOV-2008 01:06:49	Bright	43.000	36	50Alp UMa	1.8000	6300.0	86	35298	No
16	GOM_NL__2PRFIN20081130_010825_000000452074_00174_35298_4421.N1	30-NOV-2008 01:08:25	Bright	45.000	82	48Bet UMa	2.3650	10600.	90	35298	No
17	GOM_NL__2PRFIN20081130_010959_000000392074_00174_35298_4422.N1	30-NOV-2008 01:09:59	Bright	38.500	32	77Eps UMa	1.7630	11000.	77	35298	No
18	GOM_NL__2PRFIN20081130_011254_000000512074_00174_35298_4423.N1	30-NOV-2008 01:12:54	Bright	51.000	174	52Psi UMa	3.0040	4400.0	102	35298	No
19	GOM_NL__2PRFIN20081130_011531_000000392074_00174_35298_4424.N1	30-NOV-2008 01:15:31	Bright	38.500	152	12Alp2CVn	2.8900	11000.	77	35298	No
20	GOM_NL__2PRFIN20081130_012459_000000562074_00174_35298_4425.N1	30-NOV-2008 01:24:59	Bright	56.000	62	94Bet Leo	2.1360	9700.0	112	35298	No
21	GOM_NL__2PRFIN20081130_012818_000000432074_00174_35298_4426.N1	30-NOV-2008 01:28:18	Bright	43.000	121	29Gam Vir	2.7400	7200.0	86	35298	No
22	GOM_NL__2PRFIN20081130_015336_000000472074_00175_35299_4550.N1	30-NOV-2008 01:53:36	Dark	47.000	34	Gam2Vel	1.7930	23000.	94	35299	No
23	GOM_NL__2PRFIN20081130_015520_000000562074_00175_35299_4551.N1	30-NOV-2008 01:55:20	Dark	56.000	70	Zet Pup	2.2460	39000.	112	35299	No
24	GOM_NL__2PRFIN20081130_015850_000000602074_00175_35299_4552.N1	30-NOV-2008 01:58:50	Dark	59.500	117	Pi Pup	2.7060	3800.0	119	35299	No
25	GOM_NL__2PRFIN20081130_020116_000000352074_00175_35299_4553.N1	30-NOV-2008 02:01:16	Dark	35.000	88	31Eta CMa	2.4480	20000.	70	35299	No
26	GOM_NL__2PRFIN20081130_020240_000000652074_00175_35299_4554.N1	30-NOV-2008 02:02:40	Dark	64.500	23	21Eps CMa	1.5020	26000.	129	35299	No
27	GOM_NL__2PRFIN20081130_020914_000000542074_00175_35299_4555.N1	30-NOV-2008 02:09:14	Straylight	54.000	101	11Alp Lep	2.5820	7000.0	108	35299	No
28	GOM_NL__2PRFIN20081130_021253_000000572074_00175_35299_4556.N1	30-NOV-2008 02:12:53	Straylight	57.000	7	19Bet Ori	0.10000	14000.	114	35299	No
29	GOM_NL__2PRFIN20081130_021557_000000642074_00175_35299_4557.N1	30-NOV-2008 02:15:57	Twilight_stray	64.000	30	46Eps Ori	1.6940	30000.	128	35299	No
30	GOM_NL__2PRFIN20081130_021842_000000642074_00175_35299_4558.N1	30-NOV-2008 02:18:42	Twilight_stray	63.500	27	24Gam Ori	1.6360	26000.	127	35299	No
31	GOM_NL__2PRFIN20081130_022055_000000542074_00175_35299_4559.N1	30-NOV-2008 02:20:55	Bright	54.000	13	87Alp Tau	0.86700	3800.0	108	35299	No
32	GOM_NL__2PRFIN20081130_022453_000000382074_00175_35299_4560.N1	30-NOV-2008 02:24:53	Bright	38.000	150	44Zet Per	2.8900	28000.	76	35299	No
33	GOM_NL__2PRFIN20081130_022719_000000382074_00175_35299_4561.N1	30-NOV-2008 02:27:19	Bright	38.000	149	45Eps Per	2.8880	30000.	76	35299	No
34	GOM_NL__2PRFIN20081130_023114_000000482074_00175_35299_4562.N1	30-NOV-2008 02:31:14	Bright	48.000	6	13Alp Aur	0.080000	3400.0	96	35299	No
35	GOM_NL__2PRFIN20081130_023307_000000512074_00175_35299_4563.N1	30-NOV-2008 02:33:07	Bright	50.500	42	34Bet Aur	1.9000	10200.	101	35299	No
36	GOM_NL__2PRFIN20081130_024724_000000452074_00175_35299_4564.N1	30-NOV-2008 02:47:24	Bright	44.500	36	50Alp UMa	1.8000	6300.0	89	35299	No
37	GOM_NL__2PRFIN20081130_024901_000000442074_00175_35299_4565.N1	30-NOV-2008 02:49:01	Bright	44.000	82	48Bet UMa	2.3650	10600.	88	35299	No
38	GOM_NL__2PRFIN20081130_025035_000000382074_00175_35299_4566.N1	30-NOV-2008 02:50:35	Bright	38.000	32	77Eps UMa	1.7630	11000.	76	35299	No
39	GOM_NL__2PRFIN20081130_025330_000000512074_00175_35299_4567.N1	30-NOV-2008 02:53:30	Bright	51.000	174	52Psi UMa	3.0040	4400.0	102	35299	No
40	GOM_NL__2PRFIN20081130_025607_000000392074_00175_35299_4568.N1	30-NOV-2008 02:56:07	Bright	38.500	152	12Alp2CVn	2.8900	11000.	77	35299	No
41	GOM_NL__2PRFIN20081130_030536_000000562074_00175_35299_4569.N1	30-NOV-2008 03:05:36	Bright	56.000	62	94Bet Leo	2.1360	9700.0	112	35299	No
42	GOM_NL__2PRFIN20081130_030855_000000422074_00175_35299_4570.N1	30-NOV-2008 03:08:55	Bright	42.000	121	29Gam Vir	2.7400	7200.0	84	35299	No

43	GOM_NL__2PRFIN20081130_031432_000000462074_00175_35299_4571.N1	30-NOV-2008 03:14:32	Twilight	45.500	100	4Gam Crv	2.5800	13100.	91	35299	No
44	GOM_NL__2PRFIN20081130_031608_000000472074_00175_35299_4572.N1	30-NOV-2008 03:16:08	Dark	47.000	171	2Eps Crv	3.0010	4250.0	94	35299	No
45	GOM_NL__2PRFIN20081130_033413_000000482074_00176_35300_4566.N1	30-NOV-2008 03:34:13	Dark	48.000	34	Gam2Vel	1.7930	23000.	96	35300	No
46	GOM_NL__2PRFIN20081130_033557_000000552074_00176_35300_4567.N1	30-NOV-2008 03:35:57	Dark	54.500	70	Zet Pup	2.2460	39000.	109	35300	No
47	GOM_NL__2PRFIN20081130_033927_000000612074_00176_35300_4568.N1	30-NOV-2008 03:39:27	Dark	60.500	117	Pi Pup	2.7060	3800.0	121	35300	No
48	GOM_NL__2PRFIN20081130_034153_000000372074_00176_35300_4569.N1	30-NOV-2008 03:41:53	Dark	37.000	88	31Eta CMa	2.4480	20000.	74	35300	No
49	GOM_NL__2PRFIN20081130_034317_000000692074_00176_35300_4570.N1	30-NOV-2008 03:43:17	Dark	68.500	23	21Eps CMa	1.5020	26000.	137	35300	No
50	GOM_NL__2PRFIN20081130_034950_000000532074_00176_35300_4571.N1	30-NOV-2008 03:49:50	Straylight	53.000	101	11Alp Lep	2.5820	7000.0	106	35300	No
51	GOM_NL__2PRFIN20081130_035329_000000582074_00176_35300_4572.N1	30-NOV-2008 03:53:29	Straylight	58.000	7	19Bet Ori	0.10000	14000.	116	35300	No
52	GOM_NL__2PRFIN20081130_035633_000000632074_00176_35300_4573.N1	30-NOV-2008 03:56:33	Twi_and_stray	63.000	30	46Eps Ori	1.6940	30000.	126	35300	No
53	GOM_NL__2PRFIN20081130_035917_000000642074_00176_35300_4574.N1	30-NOV-2008 03:59:17	Twi_and_stray	64.000	27	24Gam Ori	1.6360	26000.	128	35300	No
54	GOM_NL__2PRFIN20081130_040131_000000532074_00176_35300_4575.N1	30-NOV-2008 04:01:31	Bright	53.000	13	87Alp Tau	0.86700	3800.0	106	35300	No
55	GOM_NL__2PRFIN20081130_040528_000000392074_00176_35300_4576.N1	30-NOV-2008 04:05:28	Bright	38.500	150	44Zet Per	2.8900	28000.	77	35300	No
56	GOM_NL__2PRFIN20081130_040755_000000392074_00176_35300_4577.N1	30-NOV-2008 04:07:55	Bright	38.500	149	45Eps Per	2.8880	30000.	77	35300	No
57	GOM_NL__2PRFIN20081130_041150_000000502074_00176_35300_4578.N1	30-NOV-2008 04:11:50	Bright	49.500	6	13Alp Aur	0.080000	3400.0	99	35300	No
58	GOM_NL__2PRFIN20081130_041342_000000492074_00176_35300_4579.N1	30-NOV-2008 04:13:42	Bright	49.000	42	34Bet Aur	1.9000	10200.	98	35300	No
59	GOM_NL__2PRFIN20081130_060836_000000472074_00177_35301_4580.N1	30-NOV-2008 06:08:36	Bright	47.000	36	50Alp UMa	1.8000	6300.0	94	35301	No
60	GOM_NL__2PRFIN20081130_061012_000000432074_00177_35301_4581.N1	30-NOV-2008 06:10:12	Bright	43.000	82	48Bet UMa	2.3650	10600.	86	35301	No
61	GOM_NL__2PRFIN20081130_061147_000000372074_00177_35301_4582.N1	30-NOV-2008 06:11:47	Bright	36.500	32	77Eps UMa	1.7630	11000.	73	35301	No
62	GOM_NL__2PRFIN20081130_061441_000000522074_00177_35301_4583.N1	30-NOV-2008 06:14:41	Bright	52.000	174	52Psi UMa	3.0040	4400.0	104	35301	No
63	GOM_NL__2PRFIN20081130_061719_000000372074_00177_35301_4584.N1	30-NOV-2008 06:17:19	Bright	37.000	152	12Alp2CVn	2.8900	11000.	74	35301	No
64	GOM_NL__2PRFIN20081130_062649_000000562074_00177_35301_4585.N1	30-NOV-2008 06:26:49	Bright	55.500	62	94Bet Leo	2.1360	9700.0	111	35301	No
65	GOM_NL__2PRFIN20081130_063008_000000462074_00177_35301_4586.N1	30-NOV-2008 06:30:08	Bright	45.500	121	29Gam Vir	2.7400	7200.0	91	35301	No
66	GOM_NL__2PRFIN20081130_063546_000000472074_00177_35301_4587.N1	30-NOV-2008 06:35:46	Twilight	46.500	100	4Gam Crv	2.5800	13100.	93	35301	No
67	GOM_NL__2PRFIN20081130_063721_000000492074_00177_35301_4588.N1	30-NOV-2008 06:37:21	Dark	48.500	171	2Eps Crv	3.0010	4250.0	97	35301	No
68	GOM_NL__2PRFIN20081130_065527_000000462074_00178_35302_4596.N1	30-NOV-2008 06:55:27	Dark	46.000	34	Gam2Vel	1.7930	23000.	92	35302	No
69	GOM_NL__2PRFIN20081130_065711_000000552074_00178_35302_4597.N1	30-NOV-2008 06:57:11	Dark	55.000	70	Zet Pup	2.2460	39000.	110	35302	No
70	GOM_NL__2PRFIN20081130_070041_000000602074_00178_35302_4598.N1	30-NOV-2008 07:00:41	Dark	59.500	117	Pi Pup	2.7060	3800.0	119	35302	No
71	GOM_NL__2PRFIN20081130_070307_000000402074_00178_35302_4599.N1	30-NOV-2008 07:03:07	Dark	40.000	88	31Eta CMa	2.4480	20000.	80	35302	No
72	GOM_NL__2PRFIN20081130_070430_000000622074_00178_35302_4600.N1	30-NOV-2008 07:04:30	Dark	61.500	23	21Eps CMa	1.5020	26000.	123	35302	No
73	GOM_NL__2PRFIN20081130_071102_000000552074_00178_35302_4601.N1	30-NOV-2008 07:11:02	Straylight	54.500	101	11Alp Lep	2.5820	7000.0	109	35302	No
74	GOM_NL__2PRFIN20081130_071441_000000562074_00178_35302_4602.N1	30-NOV-2008 07:14:41	Straylight	56.000	7	19Bet Ori	0.10000	14000.	112	35302	No
75	GOM_NL__2PRFIN20081130_071744_000000652074_00178_35302_4603.N1	30-NOV-2008 07:17:44	Twi_and_stray	65.000	30	46Eps Ori	1.6940	30000.	130	35302	No
76	GOM_NL__2PRFIN20081130_072028_000000612074_00178_35302_4604.N1	30-NOV-2008 07:20:28	Twi_and_stray	60.500	27	24Gam Ori	1.6360	26000.	121	35302	No
77	GOM_NL__2PRFIN20081130_072242_000000532074_00178_35302_4605.N1	30-NOV-2008 07:22:42	Bright	53.000	13	87Alp Tau	0.86700	3800.0	106	35302	No
78	GOM_NL__2PRFIN20081130_072640_000000372074_00178_35302_4606.N1	30-NOV-2008 07:26:40	Bright	37.000	150	44Zet Per	2.8900	28000.	74	35302	No
79	GOM_NL__2PRFIN20081130_072906_000000372074_00178_35302_4607.N1	30-NOV-2008 07:29:06	Bright	37.000	149	45Eps Per	2.8880	30000.	74	35302	No
80	GOM_NL__2PRFIN20081130_073300_000000482074_00178_35302_4608.N1	30-NOV-2008 07:33:00	Bright	47.500	6	13Alp Aur	0.080000	3400.0	95	35302	No
81	GOM_NL__2PRFIN20081130_073452_000000762074_00178_35302_4609.N1	30-NOV-2008 07:34:52	Bright	76.000	42	34Bet Aur	1.9000	10200.	152	35302	No
82	GOM_NL__2PRFIN20081130_074911_000000452074_00178_35302_4610.N1	30-NOV-2008 07:49:11	Bright	45.000	36	50Alp UMa	1.8000	6300.0	90	35302	No
83	GOM_NL__2PRFIN20081130_075047_000000452074_00178_35302_4611.N1	30-NOV-2008 07:50:47	Bright	44.500	82	48Bet UMa	2.3650	10600.	89	35302	No
84	GOM_NL__2PRFIN20081130_075223_000000392074_00178_35302_4612.N1	30-NOV-2008 07:52:23	Bright	38.500	32	77Eps UMa	1.7630	11000.	77	35302	No
85	GOM_NL__2PRFIN20081130_075517_000000642074_00178_35302_4613.N1	30-NOV-2008 07:55:17	Bright	63.500	174	52Psi UMa	3.0040	4400.0	127	35302	No
86	GOM_NL__2PRFIN20081130_075755_000000372074_00178_35302_4614.N1	30-NOV-2008 07:57:55	Bright	37.000	152	12Alp2CVn	2.8900	11000.	74	35302	No
87	GOM_NL__2PRFIN20081130_080726_000000572074_00178_35302_4615.N1	30-NOV-2008 08:07:26	Bright	56.500	62	94Bet Leo	2.1360	9700.0	113	35302	No
88	GOM_NL__2PRFIN20081130_081044_000000432074_00178_35302_4616.N1	30-NOV-2008 08:10:44	Bright	43.000	121	29Gam Vir	2.7400	7200.0	86	35302	No
89	GOM_NL__2PRFIN20081130_081623_000000452074_00178_35302_4617.N1	30-NOV-2008 08:16:23	Twilight	44.500	100	4Gam Crv	2.5800	13100.	89	35302	No
90	GOM_NL__2PRFIN20081130_081758_000000492074_00178_35302_4618.N1	30-NOV-2008 08:17:58	Dark	49.000	171	2Eps Crv	3.0010	4250.0	98	35302	No
91	GOM_NL__2PRFIN20081130_083604_000000482074_00179_35303_4619.N1	30-NOV-2008 08:36:04	Dark	48.000	34	Gam2Vel	1.7930	23000.	96	35303	No
92	GOM_NL__2PRFIN20081130_083748_000000552074_00179_35303_4620.N1	30-NOV-2008 08:37:48	Dark	54.500	70	Zet Pup	2.2460	39000.	109	35303	No
93	GOM_NL__2PRFIN20081130_084118_000000602074_00179_35303_4621.N1	30-NOV-2008 08:41:18	Dark	60.000	117	Pi Pup	2.7060	3800.0	120	35303	No
94	GOM_NL__2PRFIN20081130_084344_000000402074_00179_35303_4622.N1	30-NOV-2008 08:43:44	Dark	40.000	88	31Eta CMa	2.4480	20000.	80	35303	No
95	GOM_NL__2PRFIN20081130_084507_000000662074_00179_35303_4623.N1	30-NOV-2008 08:45:07	Dark	66.000	23	21Eps CMa	1.5020	26000.	132	35303	No
96	GOM_NL__2PRFIN20081130_085139_000000532074_00179_35303_4624.N1	30-NOV-2008 08:51:39	Straylight	53.000	101	11Alp Lep	2.5820	7000.0	106	35303	No
97	GOM_NL__2PRFIN20081130_085516_000000602074_00179_35303_4625.N1	30-NOV-2008 08:55:16	Straylight	60.000	7	19Bet Ori	0.10000	14000.	120	35303	No
98	GOM_NL__2PRFIN20081130_085819_000000632074_00179_35303_4626.N1	30-NOV-2008 08:58:19	Twi_and_stray	62.500	30	46Eps Ori	1.6940	30000.	125	35303	No
99	GOM_NL__2PRFIN20081130_090103_000000612074_00179_35303_4627.N1	30-NOV-2008 09:01:03	Twi_and_stray	61.000	27	24Gam Ori	1.6360	26000.	122	35303	No
100	GOM_NL__2PRFIN20081130_090318_000000522074_00179_35303_4628.N1	30-NOV-2008 09:03:18	Bright	51.500	13	87Alp Tau	0.86700	3800.0	103	35303	No
101	GOM_NL__2PRFIN20081130_090716_000000402074_00179_35303_4629.N1	30-NOV-2008 09:07:16	Bright	39.500	150	44Zet Per	2.8900	28000.	79	35303	No

102	GOM_NL__2PRFIN20081130_090941_000000382074_00179_35303_4630.N1	30-NOV-2008 09:09:41	Bright	38.000	149	45Eps Per	2.8880	30000.	76	35303	No
103	GOM_NL__2PRFIN20081130_091336_000000492074_00179_35303_4631.N1	30-NOV-2008 09:13:36	Bright	49.000	6	13Alp Aur	0.080000	3400.0	98	35303	No
104	GOM_NL__2PRFIN20081130_091527_000000512074_00179_35303_4632.N1	30-NOV-2008 09:15:27	Bright	51.000	42	34Bet Aur	1.9000	10200.	102	35303	No
105	GOM_NL__2PRFIN20081130_092947_000000482074_00179_35303_4633.N1	30-NOV-2008 09:29:47	Bright	47.500	36	50Alp UMa	1.8000	6300.0	95	35303	No
106	GOM_NL__2PRFIN20081130_093123_000000472074_00179_35303_4634.N1	30-NOV-2008 09:31:23	Bright	47.000	82	48Bet UMa	2.3650	10600.	94	35303	No
107	GOM_NL__2PRFIN20081130_093259_000000382074_00179_35303_4635.N1	30-NOV-2008 09:32:59	Bright	38.000	32	77Eps UMa	1.7630	11000.	76	35303	No
108	GOM_NL__2PRFIN20081130_093552_000000512074_00179_35303_4636.N1	30-NOV-2008 09:35:52	Bright	50.500	174	52Psi UMa	3.0040	4400.0	101	35303	No
109	GOM_NL__2PRFIN20081130_093831_000000392074_00179_35303_4637.N1	30-NOV-2008 09:38:31	Bright	39.000	152	12Alp2CVn	2.8900	11000.	78	35303	No
110	GOM_NL__2PRFIN20081130_094802_000000572074_00179_35303_4638.N1	30-NOV-2008 09:48:02	Bright	57.000	62	94Bet Leo	2.1360	9700.0	114	35303	No
111	GOM_NL__2PRFIN20081130_095121_000000442074_00179_35303_4639.N1	30-NOV-2008 09:51:21	Bright	43.500	121	29Gam Vir	2.7400	7200.0	87	35303	No
112	GOM_NL__2PRFIN20081130_095659_000000472074_00179_35303_4640.N1	30-NOV-2008 09:56:59	Twilight	47.000	100	4Gam Crv	2.5800	13100.	94	35303	No
113	GOM_NL__2PRFIN20081130_095835_000000472074_00179_35303_4641.N1	30-NOV-2008 09:58:35	Dark	46.500	171	2Eps Crv	3.0010	4250.0	93	35303	No
114	GOM_NL__2PRFIN20081130_101640_000000462074_00180_35304_4635.N1	30-NOV-2008 10:16:40	Dark	46.000	34	Gam2Vel	1.7930	23000.	92	35304	No
115	GOM_NL__2PRFIN20081130_101825_000000532074_00180_35304_4636.N1	30-NOV-2008 10:18:25	Dark	53.000	70	Zet Pup	2.2460	39000.	106	35304	No
116	GOM_NL__2PRFIN20081130_102155_000000642074_00180_35304_4637.N1	30-NOV-2008 10:21:55	Dark	63.500	117	Pi Pup	2.7060	3800.0	127	35304	No
117	GOM_NL__2PRFIN20081130_102420_000000422074_00180_35304_4638.N1	30-NOV-2008 10:24:20	Dark	42.000	88	31Eta CMa	2.4480	20000.	84	35304	No
118	GOM_NL__2PRFIN20081130_102543_000000652074_00180_35304_4639.N1	30-NOV-2008 10:25:43	Dark	64.500	23	21Eps CMa	1.5020	26000.	129	35304	No
119	GOM_NL__2PRFIN20081130_103215_000000552074_00180_35304_4640.N1	30-NOV-2008 10:32:15	Straylight	55.000	101	11Alp Lep	2.5820	7000.0	110	35304	No
120	GOM_NL__2PRFIN20081130_103552_000000592074_00180_35304_4641.N1	30-NOV-2008 10:35:52	Straylight	59.000	7	19Bet Ori	0.10000	14000.	118	35304	No
121	GOM_NL__2PRFIN20081130_103855_000000632074_00180_35304_4642.N1	30-NOV-2008 10:38:55	Tw_and_stray	62.500	30	46Eps Ori	1.6940	30000.	125	35304	No
122	GOM_NL__2PRFIN20081130_104139_000000602074_00180_35304_4643.N1	30-NOV-2008 10:41:39	Tw_and_stray	60.000	27	24Gam Ori	1.6360	26000.	120	35304	No
123	GOM_NL__2PRFIN20081130_104353_000000562074_00180_35304_4644.N1	30-NOV-2008 10:43:53	Bright	56.000	13	87Alp Tau	0.86700	3800.0	112	35304	No
124	GOM_NL__2PRFIN20081130_104751_000000392074_00180_35304_4645.N1	30-NOV-2008 10:47:51	Bright	38.500	150	44Zet Per	2.8900	28000.	77	35304	No
125	GOM_NL__2PRFIN20081130_105017_000000382074_00180_35304_4646.N1	30-NOV-2008 10:50:17	Bright	37.500	149	45Eps Per	2.8880	30000.	75	35304	No
126	GOM_NL__2PRFIN20081130_105411_000000472074_00180_35304_4647.N1	30-NOV-2008 10:54:11	Bright	46.500	6	13Alp Aur	0.080000	3400.0	93	35304	No
127	GOM_NL__2PRFIN20081130_105602_000000502074_00180_35304_4648.N1	30-NOV-2008 10:56:02	Bright	50.000	42	34Bet Aur	1.9000	10200.	100	35304	No
128	GOM_NL__2PRFIN20081130_111022_000000442074_00180_35304_4649.N1	30-NOV-2008 11:10:22	Bright	43.500	36	50Alp UMa	1.8000	6300.0	87	35304	No
129	GOM_NL__2PRFIN20081130_111159_000000482074_00180_35304_4650.N1	30-NOV-2008 11:11:59	Bright	47.500	82	48Bet UMa	2.3650	10600.	95	35304	No
130	GOM_NL__2PRFIN20081130_111334_000000402074_00180_35304_4651.N1	30-NOV-2008 11:13:34	Bright	39.500	32	77Eps UMa	1.7630	11000.	79	35304	No
131	GOM_NL__2PRFIN20081130_111628_000000552074_00180_35304_4652.N1	30-NOV-2008 11:16:28	Bright	55.000	174	52Psi UMa	3.0040	4400.0	110	35304	No
132	GOM_NL__2PRFIN20081130_111907_000000402074_00180_35304_4653.N1	30-NOV-2008 11:19:07	Bright	39.500	152	12Alp2CVn	2.8900	11000.	79	35304	No
133	GOM_NL__2PRFIN20081130_112839_000000582074_00180_35304_4654.N1	30-NOV-2008 11:28:39	Bright	58.000	62	94Bet Leo	2.1360	9700.0	116	35304	No
134	GOM_NL__2PRFIN20081130_113157_000000432074_00180_35304_4655.N1	30-NOV-2008 11:31:57	Bright	42.500	121	29Gam Vir	2.7400	7200.0	85	35304	No
135	GOM_NL__2PRFIN20081130_113736_000000462074_00180_35304_4656.N1	30-NOV-2008 11:37:36	Twilight	45.500	100	4Gam Crv	2.5800	13100.	91	35304	No
136	GOM_NL__2PRFIN20081130_113912_000000452074_00180_35304_4657.N1	30-NOV-2008 11:39:12	Dark	45.000	171	2Eps Crv	3.0010	4250.0	90	35304	No
137	GOM_NL__2PRFIN20081130_115717_000000462074_00181_35305_4651.N1	30-NOV-2008 11:57:17	Dark	46.000	34	Gam2Vel	1.7930	23000.	92	35305	No
138	GOM_NL__2PRFIN20081130_115902_000000532074_00181_35305_4652.N1	30-NOV-2008 11:59:02	Dark	52.500	70	Zet Pup	2.2460	39000.	105	35305	No
139	GOM_NL__2PRFIN20081130_120231_000000652074_00181_35305_4653.N1	30-NOV-2008 12:02:31	Dark	65.000	117	Pi Pup	2.7060	3800.0	130	35305	No
140	GOM_NL__2PRFIN20081130_120457_000000422074_00181_35305_4654.N1	30-NOV-2008 12:04:57	Dark	42.000	88	31Eta CMa	2.4480	20000.	84	35305	No
141	GOM_NL__2PRFIN20081130_120620_000000692074_00181_35305_4655.N1	30-NOV-2008 12:06:20	Dark	68.500	23	21Eps CMa	1.5020	26000.	137	35305	No
142	GOM_NL__2PRFIN20081130_121251_000000542074_00181_35305_4656.N1	30-NOV-2008 12:12:51	Straylight	53.500	101	11Alp Lep	2.5820	7000.0	107	35305	No
143	GOM_NL__2PRFIN20081130_121628_000000682074_00181_35305_4657.N1	30-NOV-2008 12:16:28	Straylight	68.000	7	19Bet Ori	0.10000	14000.	136	35305	No
144	GOM_NL__2PRFIN20081130_121930_000000582074_00181_35305_4658.N1	30-NOV-2008 12:19:30	Tw_and_stray	57.500	30	46Eps Ori	1.6940	30000.	115	35305	No
145	GOM_NL__2PRFIN20081130_122214_000000602074_00181_35305_4659.N1	30-NOV-2008 12:22:14	Tw_and_stray	60.000	27	24Gam Ori	1.6360	26000.	120	35305	No
146	GOM_NL__2PRFIN20081130_122429_000000542074_00181_35305_4660.N1	30-NOV-2008 12:24:29	Bright	53.500	13	87Alp Tau	0.86700	3800.0	107	35305	No
147	GOM_NL__2PRFIN20081130_122827_000000372074_00181_35305_4661.N1	30-NOV-2008 12:28:27	Bright	36.500	150	44Zet Per	2.8900	28000.	73	35305	No
148	GOM_NL__2PRFIN20081130_123053_000000372074_00181_35305_4662.N1	30-NOV-2008 12:30:53	Bright	36.500	149	45Eps Per	2.8880	30000.	73	35305	No
149	GOM_NL__2PRFIN20081130_123446_000000492074_00181_35305_4663.N1	30-NOV-2008 12:34:46	Bright	48.500	6	13Alp Aur	0.080000	3400.0	97	35305	No
150	GOM_NL__2PRFIN20081130_123637_000000522074_00181_35305_4664.N1	30-NOV-2008 12:36:37	Bright	52.000	42	34Bet Aur	1.9000	10200.	104	35305	No
151	GOM_NL__2PRFIN20081130_125058_000000452074_00181_35305_4665.N1	30-NOV-2008 12:50:58	Bright	45.000	36	50Alp UMa	1.8000	6300.0	90	35305	No
152	GOM_NL__2PRFIN20081130_125234_000000462074_00181_35305_4666.N1	30-NOV-2008 12:52:34	Bright	46.000	82	48Bet UMa	2.3650	10600.	92	35305	No
153	GOM_NL__2PRFIN20081130_125410_000000392074_00181_35305_4667.N1	30-NOV-2008 12:54:10	Bright	38.500	32	77Eps UMa	1.7630	11000.	77	35305	No
154	GOM_NL__2PRFIN20081130_125704_000000522074_00181_35305_4668.N1	30-NOV-2008 12:57:04	Bright	51.500	174	52Psi UMa	3.0040	4400.0	103	35305	No
155	GOM_NL__2PRFIN20081130_125943_000000392074_00181_35305_4669.N1	30-NOV-2008 12:59:43	Bright	39.000	152	12Alp2CVn	2.8900	11000.	78	35305	No
156	GOM_NL__2PRFIN20081130_130916_000000572074_00181_35305_4670.N1	30-NOV-2008 13:09:16	Bright	56.500	62	94Bet Leo	2.1360	9700.0	113	35305	No
157	GOM_NL__2PRFIN20081130_131234_000000432074_00181_35305_4671.N1	30-NOV-2008 13:12:34	Bright	43.000	121	29Gam Vir	2.7400	7200.0	86	35305	No
158	GOM_NL__2PRFIN20081130_131813_000000462074_00181_35305_4672.N1	30-NOV-2008 13:18:13	Twilight	46.000	100	4Gam Crv	2.5800	13100.	92	35305	No
159	GOM_NL__2PRFIN20081130_131948_000000522074_00181_35305_4673.N1	30-NOV-2008 13:19:48	Dark	51.500	171	2Eps Crv	3.0010	4250.0	103	35305	No
160	GOM_NL__2PRFIN20081130_133754_000000462074_00182_35306_4664.N1	30-NOV-2008 13:37:54	Dark	46.000	34	Gam2Vel	1.7930	23000.	92	35306	No

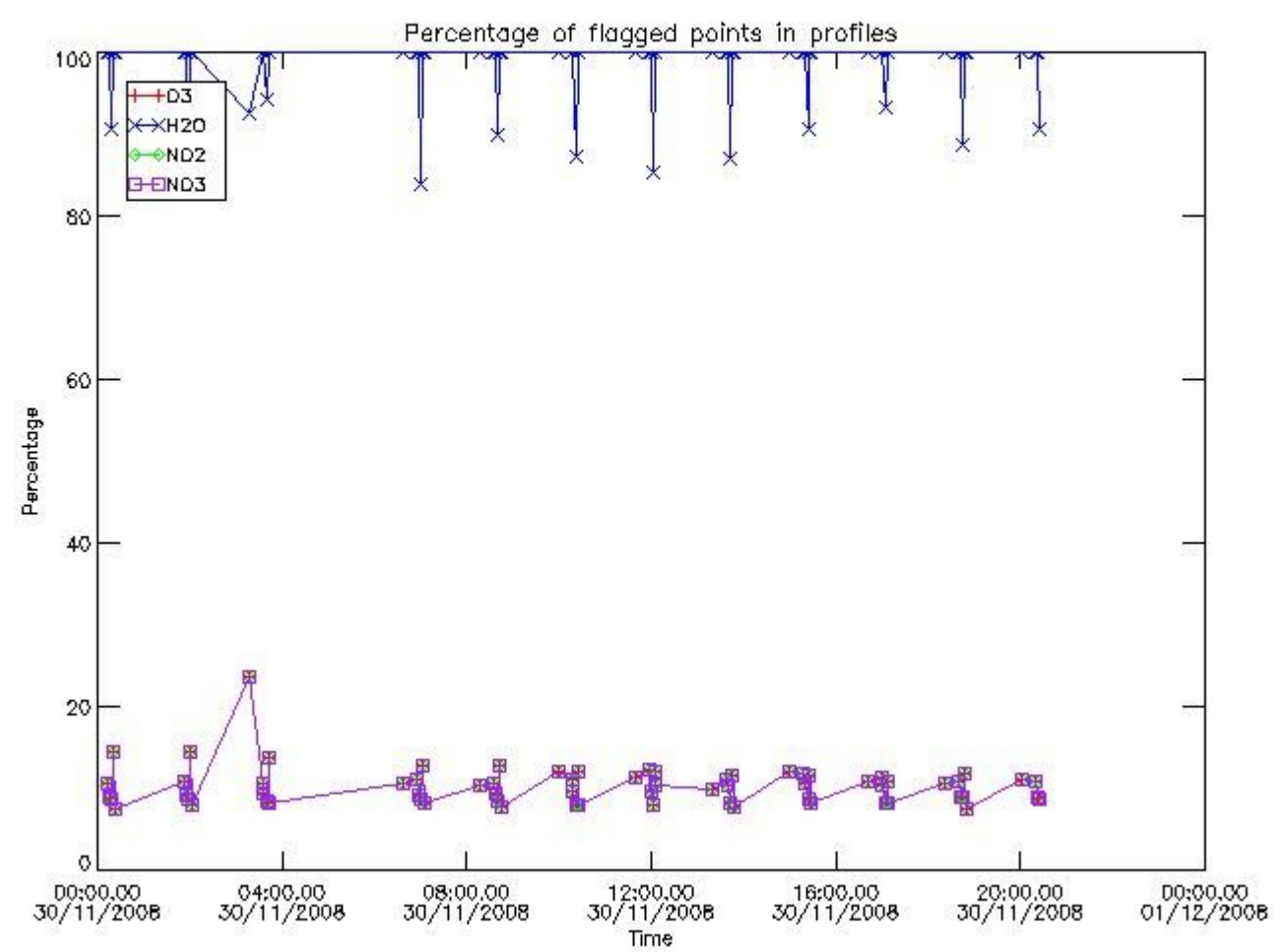
161	GOM_NL__2PRFIN20081130_133939_000000552074_00182_35306_4665.N1	30-NOV-2008 13:39:39	Dark	54.500	70	Zet Pup	2.2460	39000.	109	35306	No
162	GOM_NL__2PRFIN20081130_134308_000000622074_00182_35306_4666.N1	30-NOV-2008 13:43:08	Dark	61.500	117	Pi Pup	2.7060	3800.0	123	35306	No
163	GOM_NL__2PRFIN20081130_134534_000000442074_00182_35306_4667.N1	30-NOV-2008 13:45:34	Dark	44.000	88	31Eta CMa	2.4480	20000.	88	35306	No
164	GOM_NL__2PRFIN20081130_134656_000000672074_00182_35306_4668.N1	30-NOV-2008 13:46:56	Dark	66.500	23	21Eps CMa	1.5020	26000.	133	35306	No
165	GOM_NL__2PRFIN20081130_135327_000000532074_00182_35306_4669.N1	30-NOV-2008 13:53:27	Straylight	52.500	101	11Alp Lep	2.5820	7000.0	105	35306	No
166	GOM_NL__2PRFIN20081130_135704_000000682074_00182_35306_4670.N1	30-NOV-2008 13:57:04	Straylight	67.500	7	19Bet Ori	0.10000	14000.	135	35306	No
167	GOM_NL__2PRFIN20081130_140006_000000632074_00182_35306_4671.N1	30-NOV-2008 14:00:06	Tw_i_and_stray	63.000	30	46Eps Ori	1.6940	30000.	126	35306	No
168	GOM_NL__2PRFIN20081130_140249_000000602074_00182_35306_4672.N1	30-NOV-2008 14:02:49	Tw_i_and_stray	60.000	27	24Gam Ori	1.6360	26000.	120	35306	No
169	GOM_NL__2PRFIN20081130_140504_000000562074_00182_35306_4673.N1	30-NOV-2008 14:05:04	Bright	55.500	13	87Alp Tau	0.86700	3800.0	111	35306	No
170	GOM_NL__2PRFIN20081130_140903_000000382074_00182_35306_4674.N1	30-NOV-2008 14:09:03	Bright	37.500	150	44Zet Per	2.8900	28000.	75	35306	No
171	GOM_NL__2PRFIN20081130_141128_000000382074_00182_35306_4675.N1	30-NOV-2008 14:11:28	Bright	38.000	149	45Eps Per	2.8880	30000.	76	35306	No
172	GOM_NL__2PRFIN20081130_141521_000000522074_00182_35306_4676.N1	30-NOV-2008 14:15:21	Bright	51.500	6	13Alp Aur	0.080000	3400.0	103	35306	No
173	GOM_NL__2PRFIN20081130_141712_000000512074_00182_35306_4677.N1	30-NOV-2008 14:17:12	Bright	50.500	42	34Bet Aur	1.9000	10200.	101	35306	No
174	GOM_NL__2PRFIN20081130_143133_000000452074_00182_35306_4678.N1	30-NOV-2008 14:31:33	Bright	45.000	36	50Alp UMa	1.8000	6300.0	90	35306	No
175	GOM_NL__2PRFIN20081130_143310_000000472074_00182_35306_4679.N1	30-NOV-2008 14:33:10	Bright	47.000	82	48Bet UMa	2.3650	10600.	94	35306	No
176	GOM_NL__2PRFIN20081130_143446_000000402074_00182_35306_4680.N1	30-NOV-2008 14:34:46	Bright	40.000	32	77Eps UMa	1.7630	11000.	80	35306	No
177	GOM_NL__2PRFIN20081130_143739_000000542074_00182_35306_4681.N1	30-NOV-2008 14:37:39	Bright	54.000	174	52Psi UMa	3.0040	4400.0	108	35306	No
178	GOM_NL__2PRFIN20081130_144019_000000392074_00182_35306_4682.N1	30-NOV-2008 14:40:19	Bright	38.500	152	12Alp2CVn	2.8900	11000.	77	35306	No
179	GOM_NL__2PRFIN20081130_144952_000000552074_00182_35306_4683.N1	30-NOV-2008 14:49:52	Bright	55.000	62	94Bet Leo	2.1360	9700.0	110	35306	No
180	GOM_NL__2PRFIN20081130_145310_000000422074_00182_35306_4684.N1	30-NOV-2008 14:53:10	Bright	41.500	121	29Gam Vir	2.7400	7200.0	83	35306	No
181	GOM_NL__2PRFIN20081130_145849_000000462074_00182_35306_4685.N1	30-NOV-2008 14:58:49	Twilight	45.500	100	4Gam Crv	2.5800	13100.	91	35306	No
182	GOM_NL__2PRFIN20081130_150025_000000472074_00182_35306_4686.N1	30-NOV-2008 15:00:25	Dark	46.500	171	2Eps Crv	3.0010	4250.0	93	35306	No
183	GOM_NL__2PRFIN20081130_151831_000000472074_00183_35307_4680.N1	30-NOV-2008 15:18:31	Dark	47.000	34	Gam2Vel	1.7930	23000.	94	35307	No
184	GOM_NL__2PRFIN20081130_152016_000000532074_00183_35307_4681.N1	30-NOV-2008 15:20:16	Dark	53.000	70	Zet Pup	2.2460	39000.	106	35307	No
185	GOM_NL__2PRFIN20081130_152345_000000602074_00183_35307_4682.N1	30-NOV-2008 15:23:45	Dark	59.500	117	Pi Pup	2.7060	3800.0	119	35307	No
186	GOM_NL__2PRFIN20081130_152611_000000442074_00183_35307_4683.N1	30-NOV-2008 15:26:11	Dark	44.000	88	31Eta CMa	2.4480	20000.	88	35307	No
187	GOM_NL__2PRFIN20081130_152733_000000672074_00183_35307_4684.N1	30-NOV-2008 15:27:33	Dark	67.000	23	21Eps CMa	1.5020	26000.	134	35307	No
188	GOM_NL__2PRFIN20081130_153403_000000532074_00183_35307_4685.N1	30-NOV-2008 15:34:03	Straylight	52.500	101	11Alp Lep	2.5820	7000.0	105	35307	No
189	GOM_NL__2PRFIN20081130_153740_000000622074_00183_35307_4686.N1	30-NOV-2008 15:37:40	Straylight	61.500	7	19Bet Ori	0.10000	14000.	123	35307	No
190	GOM_NL__2PRFIN20081130_154041_000000612074_00183_35307_4687.N1	30-NOV-2008 15:40:41	Tw_i_and_stray	61.000	30	46Eps Ori	1.6940	30000.	122	35307	No
191	GOM_NL__2PRFIN20081130_154325_000000612074_00183_35307_4688.N1	30-NOV-2008 15:43:25	Tw_i_and_stray	60.500	27	24Gam Ori	1.6360	26000.	121	35307	No
192	GOM_NL__2PRFIN20081130_154540_000000542074_00183_35307_4689.N1	30-NOV-2008 15:45:40	Bright	54.000	13	87Alp Tau	0.86700	3800.0	108	35307	No
193	GOM_NL__2PRFIN20081130_154938_000000392074_00183_35307_4690.N1	30-NOV-2008 15:49:38	Bright	38.500	150	44Zet Per	2.8900	28000.	77	35307	No
194	GOM_NL__2PRFIN20081130_155204_000000382074_00183_35307_4691.N1	30-NOV-2008 15:52:04	Bright	38.000	149	45Eps Per	2.8880	30000.	76	35307	No
195	GOM_NL__2PRFIN20081130_155556_000000472074_00183_35307_4692.N1	30-NOV-2008 15:55:56	Bright	47.000	6	13Alp Aur	0.080000	3400.0	94	35307	No
196	GOM_NL__2PRFIN20081130_155747_000000512074_00183_35307_4693.N1	30-NOV-2008 15:57:47	Bright	51.000	42	34Bet Aur	1.9000	10200.	102	35307	No
197	GOM_NL__2PRFIN20081130_161209_000000462074_00183_35307_4694.N1	30-NOV-2008 16:12:09	Bright	46.000	36	50Alp UMa	1.8000	6300.0	92	35307	No
198	GOM_NL__2PRFIN20081130_161345_000000472074_00183_35307_4695.N1	30-NOV-2008 16:13:45	Bright	46.500	82	48Bet UMa	2.3650	10600.	93	35307	No
199	GOM_NL__2PRFIN20081130_161522_000000392074_00183_35307_4696.N1	30-NOV-2008 16:15:22	Bright	39.000	32	77Eps UMa	1.7630	11000.	78	35307	No
200	GOM_NL__2PRFIN20081130_161815_000000502074_00183_35307_4697.N1	30-NOV-2008 16:18:15	Bright	49.500	174	52Psi UMa	3.0040	4400.0	99	35307	No
201	GOM_NL__2PRFIN20081130_162055_000000382074_00183_35307_4698.N1	30-NOV-2008 16:20:55	Bright	38.000	152	12Alp2CVn	2.8900	11000.	76	35307	No
202	GOM_NL__2PRFIN20081130_163029_000000552074_00183_35307_4699.N1	30-NOV-2008 16:30:29	Bright	55.000	62	94Bet Leo	2.1360	9700.0	110	35307	No
203	GOM_NL__2PRFIN20081130_163347_000000442074_00183_35307_4700.N1	30-NOV-2008 16:33:47	Bright	43.500	121	29Gam Vir	2.7400	7200.0	87	35307	No
204	GOM_NL__2PRFIN20081130_163926_000000452074_00183_35307_4701.N1	30-NOV-2008 16:39:26	Twilight	45.000	100	4Gam Crv	2.5800	13100.	90	35307	No
205	GOM_NL__2PRFIN20081130_164102_000000472074_00183_35307_4702.N1	30-NOV-2008 16:41:02	Dark	47.000	171	2Eps Crv	3.0010	4250.0	94	35307	No
206	GOM_NL__2PRFIN20081130_165908_000000502074_00184_35308_4706.N1	30-NOV-2008 16:59:08	Dark	49.500	34	Gam2Vel	1.7930	23000.	99	35308	No
207	GOM_NL__2PRFIN20081130_170053_000000542074_00184_35308_4707.N1	30-NOV-2008 17:00:53	Dark	53.500	70	Zet Pup	2.2460	39000.	107	35308	No
208	GOM_NL__2PRFIN20081130_170422_000000742074_00184_35308_4708.N1	30-NOV-2008 17:04:22	Dark	73.500	117	Pi Pup	2.7060	3800.0	147	35308	No
209	GOM_NL__2PRFIN20081130_170648_000000472074_00184_35308_4709.N1	30-NOV-2008 17:06:48	Dark	47.000	88	31Eta CMa	2.4480	20000.	94	35308	No
210	GOM_NL__2PRFIN20081130_170810_000000692074_00184_35308_4710.N1	30-NOV-2008 17:08:10	Dark	68.500	23	21Eps CMa	1.5020	26000.	137	35308	No
211	GOM_NL__2PRFIN20081130_171439_000000542074_00184_35308_4711.N1	30-NOV-2008 17:14:39	Straylight	53.500	101	11Alp Lep	2.5820	7000.0	107	35308	No
212	GOM_NL__2PRFIN20081130_171816_000000602074_00184_35308_4712.N1	30-NOV-2008 17:18:16	Straylight	59.500	7	19Bet Ori	0.10000	14000.	119	35308	No
213	GOM_NL__2PRFIN20081130_172117_000000632074_00184_35308_4713.N1	30-NOV-2008 17:21:17	Tw_i_and_stray	63.000	30	46Eps Ori	1.6940	30000.	126	35308	No
214	GOM_NL__2PRFIN20081130_172400_000000612074_00184_35308_4714.N1	30-NOV-2008 17:24:00	Tw_i_and_stray	60.500	27	24Gam Ori	1.6360	26000.	121	35308	No
215	GOM_NL__2PRFIN20081130_172616_000000512074_00184_35308_4715.N1	30-NOV-2008 17:26:16	Bright	51.000	13	87Alp Tau	0.86700	3800.0	102	35308	No
216	GOM_NL__2PRFIN20081130_173014_000000392074_00184_35308_4716.N1	30-NOV-2008 17:30:14	Bright	38.500	150	44Zet Per	2.8900	28000.	77	35308	No
217	GOM_NL__2PRFIN20081130_173240_000000512074_00184_35308_4717.N1	30-NOV-2008 17:32:40	Bright	51.000	149	45Eps Per	2.8880	30000.	102	35308	No
218	GOM_NL__2PRFIN20081130_173632_000000482074_00184_35308_4718.N1	30-NOV-2008 17:36:32	Bright	48.000	6	13Alp Aur	0.080000	3400.0	96	35308	No
219	GOM_NL__2PRFIN20081130_173822_000000522074_00184_35308_4719.N1	30-NOV-2008 17:38:22	Bright	52.000	42	34Bet Aur	1.9000	10200.	104	35308	No

220	GOM_NL__2PRFIN20081130_175245_000000452074_00184_35308_4720.N1	30-NOV-2008 17:52:45	Bright	44.500	36	50Alp UMa	1.8000	6300.0	89	35308	No
221	GOM_NL__2PRFIN20081130_175421_000000472074_00184_35308_4721.N1	30-NOV-2008 17:54:21	Bright	46.500	82	48Bet UMa	2.3650	10600.	93	35308	No
222	GOM_NL__2PRFIN20081130_175558_000000372074_00184_35308_4722.N1	30-NOV-2008 17:55:58	Bright	37.000	32	77Eps UMa	1.7630	11000.	74	35308	No
223	GOM_NL__2PRFIN20081130_175851_000000522074_00184_35308_4723.N1	30-NOV-2008 17:58:51	Bright	52.000	174	52Psi UMa	3.0040	4400.0	104	35308	No
224	GOM_NL__2PRFIN20081130_180131_000000402074_00184_35308_4724.N1	30-NOV-2008 18:01:31	Bright	39.500	152	12Alp2CVn	2.8900	11000.	79	35308	No
225	GOM_NL__2PRFIN20081130_181106_000000582074_00184_35308_4725.N1	30-NOV-2008 18:11:06	Bright	58.000	62	94Bet Leo	2.1360	9700.0	116	35308	No
226	GOM_NL__2PRFIN20081130_181423_000000432074_00184_35308_4726.N1	30-NOV-2008 18:14:23	Bright	42.500	121	29Gam Vir	2.7400	7200.0	85	35308	No
227	GOM_NL__2PRFIN20081130_182003_000000462074_00184_35308_4727.N1	30-NOV-2008 18:20:03	Twilight	46.000	100	4Gam Crv	2.5800	13100.	92	35308	No
228	GOM_NL__2PRFIN20081130_182139_000000492074_00184_35308_4728.N1	30-NOV-2008 18:21:39	Dark	48.500	171	2Eps Crv	3.0010	4250.0	97	35308	No
229	GOM_NL__2PRFIN20081130_183945_000000472074_00185_35309_4723.N1	30-NOV-2008 18:39:45	Dark	47.000	34	Gam2Vel	1.7930	23000.	94	35309	No
230	GOM_NL__2PRFIN20081130_184130_000000572074_00185_35309_4724.N1	30-NOV-2008 18:41:30	Dark	56.500	70	Zet Pup	2.2460	39000.	113	35309	No
231	GOM_NL__2PRFIN20081130_184459_000000582074_00185_35309_4725.N1	30-NOV-2008 18:44:59	Dark	57.500	117	Pi Pup	2.7060	3800.0	115	35309	No
232	GOM_NL__2PRFIN20081130_184725_000000472074_00185_35309_4726.N1	30-NOV-2008 18:47:25	Dark	47.000	88	31Eta CMa	2.4480	20000.	94	35309	No
233	GOM_NL__2PRFIN20081130_184846_000000682074_00185_35309_4727.N1	30-NOV-2008 18:48:46	Dark	68.000	23	21Eps CMa	1.5020	26000.	136	35309	No
234	GOM_NL__2PRFIN20081130_185515_000000542074_00185_35309_4728.N1	30-NOV-2008 18:55:15	Straylight	54.000	101	11Alp Lep	2.5820	7000.0	108	35309	No
235	GOM_NL__2PRFIN20081130_185852_000000632074_00185_35309_4729.N1	30-NOV-2008 18:58:52	Straylight	63.000	7	19Bet Ori	0.10000	14000.	126	35309	No
236	GOM_NL__2PRFIN20081130_190153_000000652074_00185_35309_4730.N1	30-NOV-2008 19:01:53	Twilight	64.500	30	46Eps Ori	1.6940	30000.	129	35309	No
237	GOM_NL__2PRFIN20081130_190436_000000592074_00185_35309_4731.N1	30-NOV-2008 19:04:36	Twilight	58.500	27	24Gam Ori	1.6360	26000.	117	35309	No
238	GOM_NL__2PRFIN20081130_190651_000000552074_00185_35309_4732.N1	30-NOV-2008 19:06:51	Bright	54.500	13	87Alp Tau	0.86700	3800.0	109	35309	No
239	GOM_NL__2PRFIN20081130_191050_000000382074_00185_35309_4733.N1	30-NOV-2008 19:10:50	Bright	38.000	150	44Zet Per	2.8900	28000.	76	35309	No
240	GOM_NL__2PRFIN20081130_191316_000000402074_00185_35309_4734.N1	30-NOV-2008 19:13:16	Bright	39.500	149	45Eps Per	2.8880	30000.	79	35309	No
241	GOM_NL__2PRFIN20081130_191707_000000492074_00185_35309_4735.N1	30-NOV-2008 19:17:07	Bright	48.500	6	13Alp Aur	0.080000	3400.0	97	35309	No
242	GOM_NL__2PRFIN20081130_191857_000000512074_00185_35309_4736.N1	30-NOV-2008 19:18:57	Bright	51.000	42	34Bet Aur	1.9000	10200.	102	35309	No
243	GOM_NL__2PRFIN20081130_193320_000000462074_00185_35309_4737.N1	30-NOV-2008 19:33:20	Bright	45.500	36	50Alp UMa	1.8000	6300.0	91	35309	No
244	GOM_NL__2PRFIN20081130_193456_000000442074_00185_35309_4738.N1	30-NOV-2008 19:34:56	Bright	43.500	82	48Bet UMa	2.3650	10600.	87	35309	No
245	GOM_NL__2PRFIN20081130_193634_000000382074_00185_35309_4739.N1	30-NOV-2008 19:36:34	Bright	37.500	32	77Eps UMa	1.7630	11000.	75	35309	No
246	GOM_NL__2PRFIN20081130_193927_000000542074_00185_35309_4740.N1	30-NOV-2008 19:39:27	Bright	53.500	174	52Psi UMa	3.0040	4400.0	107	35309	No
247	GOM_NL__2PRFIN20081130_194207_000000382074_00185_35309_4741.N1	30-NOV-2008 19:42:07	Bright	38.000	152	12Alp2CVn	2.8900	11000.	76	35309	No
248	GOM_NL__2PRFIN20081130_195142_000000562074_00185_35309_4742.N1	30-NOV-2008 19:51:42	Bright	55.500	62	94Bet Leo	2.1360	9700.0	111	35309	No
249	GOM_NL__2PRFIN20081130_195500_000000432074_00185_35309_4743.N1	30-NOV-2008 19:55:00	Bright	42.500	121	29Gam Vir	2.7400	7200.0	85	35309	No
250	GOM_NL__2PRFIN20081130_200040_000000452074_00185_35309_4744.N1	30-NOV-2008 20:00:40	Twilight	45.000	100	4Gam Crv	2.5800	13100.	90	35309	No
251	GOM_NL__2PRFIN20081130_200216_000000462074_00185_35309_4745.N1	30-NOV-2008 20:02:16	Dark	46.000	171	2Eps Crv	3.0010	4250.0	92	35309	No
252	GOM_NL__2PRFIN20081130_202021_000000482074_00186_35310_4739.N1	30-NOV-2008 20:20:21	Dark	47.500	34	Gam2Vel	1.7930	23000.	95	35310	No
253	GOM_NL__2PRFIN20081130_202207_000000572074_00186_35310_4740.N1	30-NOV-2008 20:22:07	Dark	57.000	70	Zet Pup	2.2460	39000.	114	35310	No
254	GOM_NL__2PRFIN20081130_202535_000000582074_00186_35310_4741.N1	30-NOV-2008 20:25:35	Dark	58.000	117	Pi Pup	2.7060	3800.0	116	35310	No

3. Quality information per product

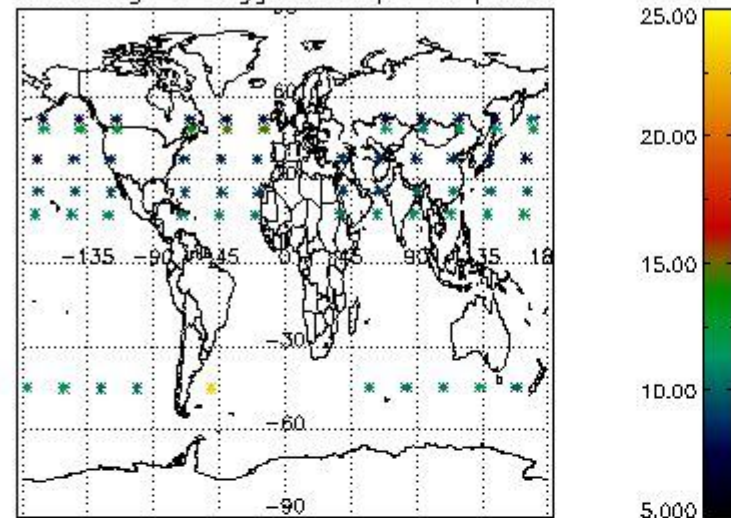
In this section it is plotted some information contained in the Quality Summary data set of the level 2 products. Only products in dark limb conditions and without errors (error flag in the MPH set to "0") are used.

3.1 Plot quality information per product (time dependant)

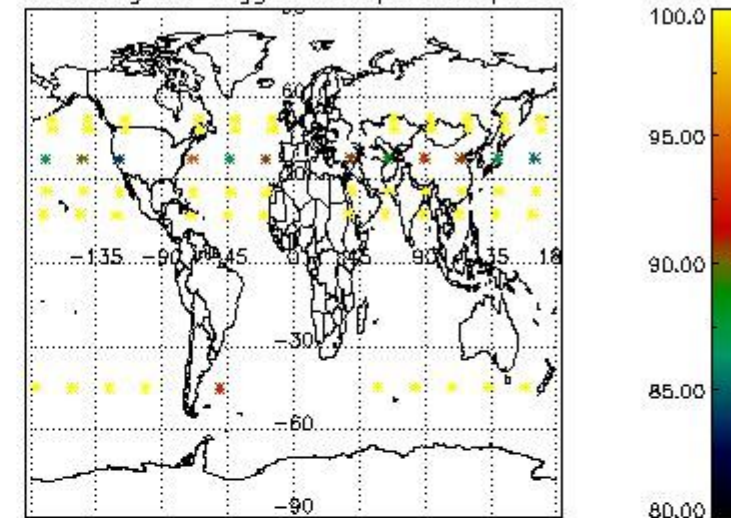


3.2 Plot quality information per product (world map)

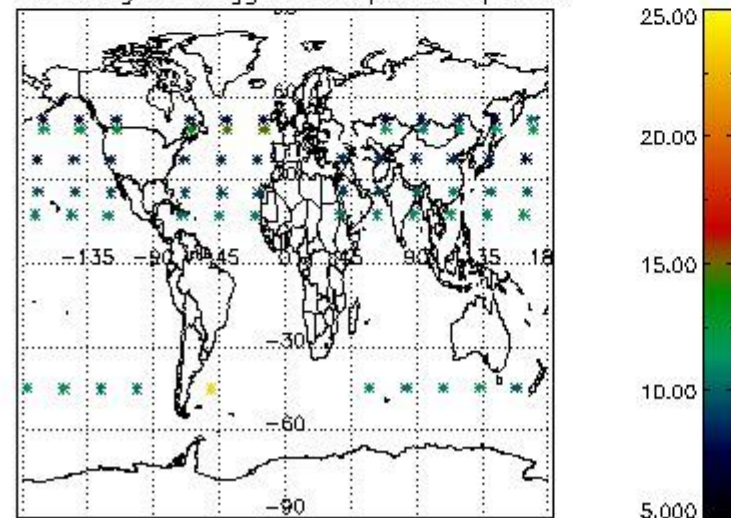
Percentage of flagged data per O3 profile



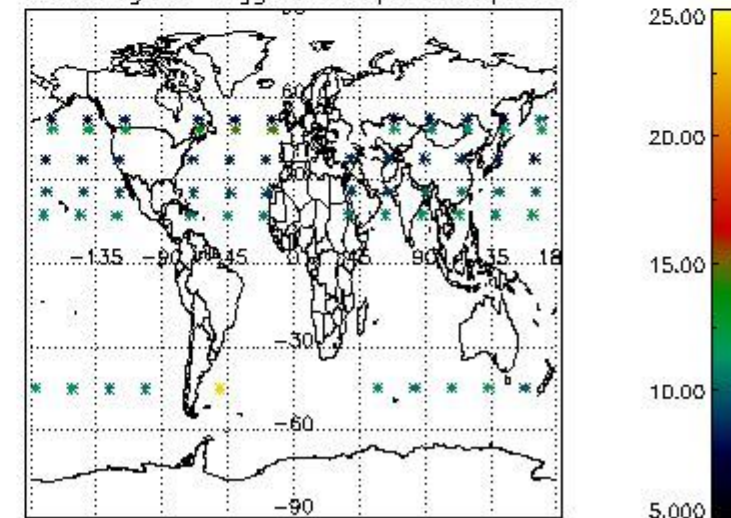
Percentage of flagged data per H2O profile



Percentage of flagged data per NO2 profile



Percentage of flagged data per NO3 profile

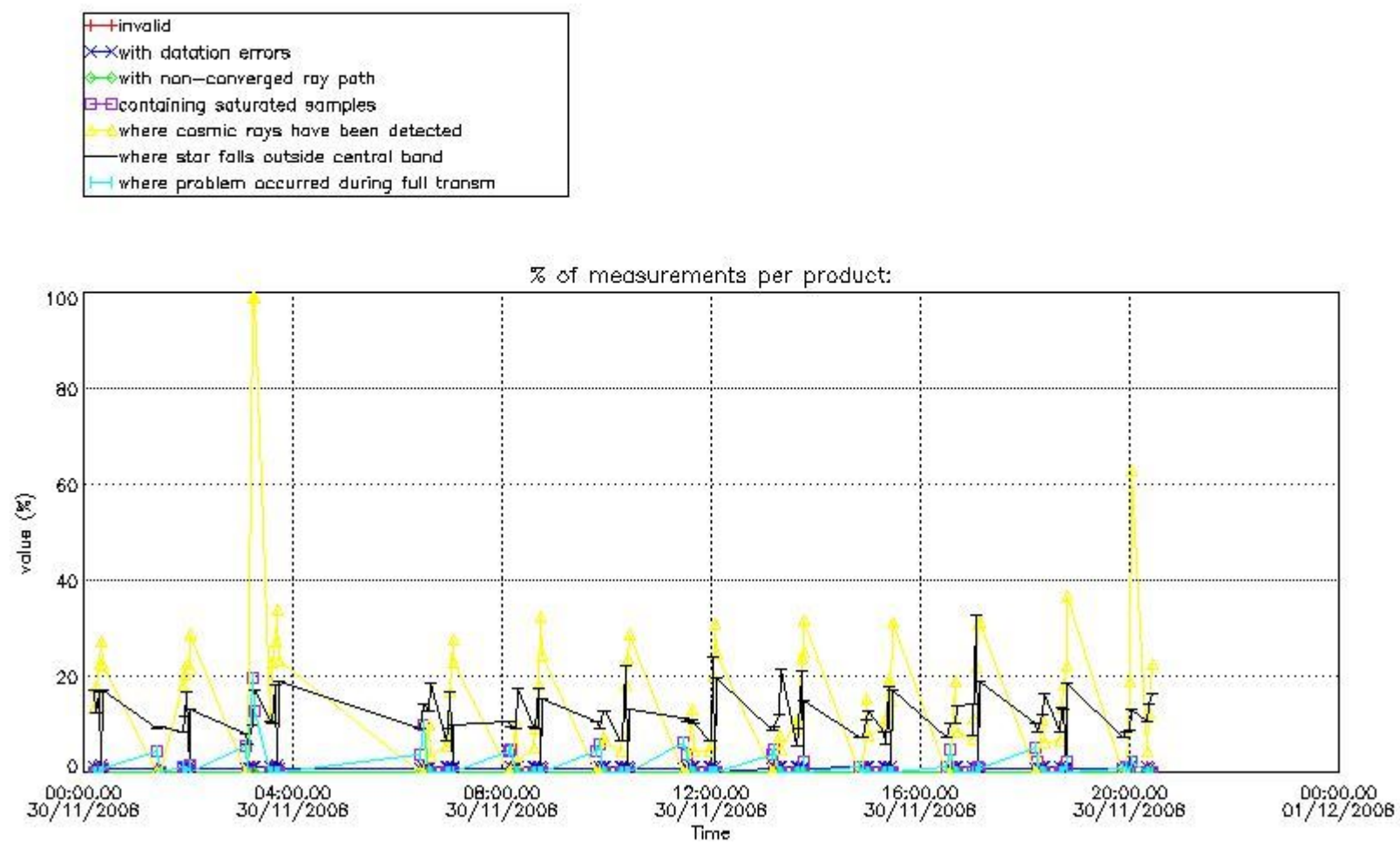


4. Level 1 quality information per product

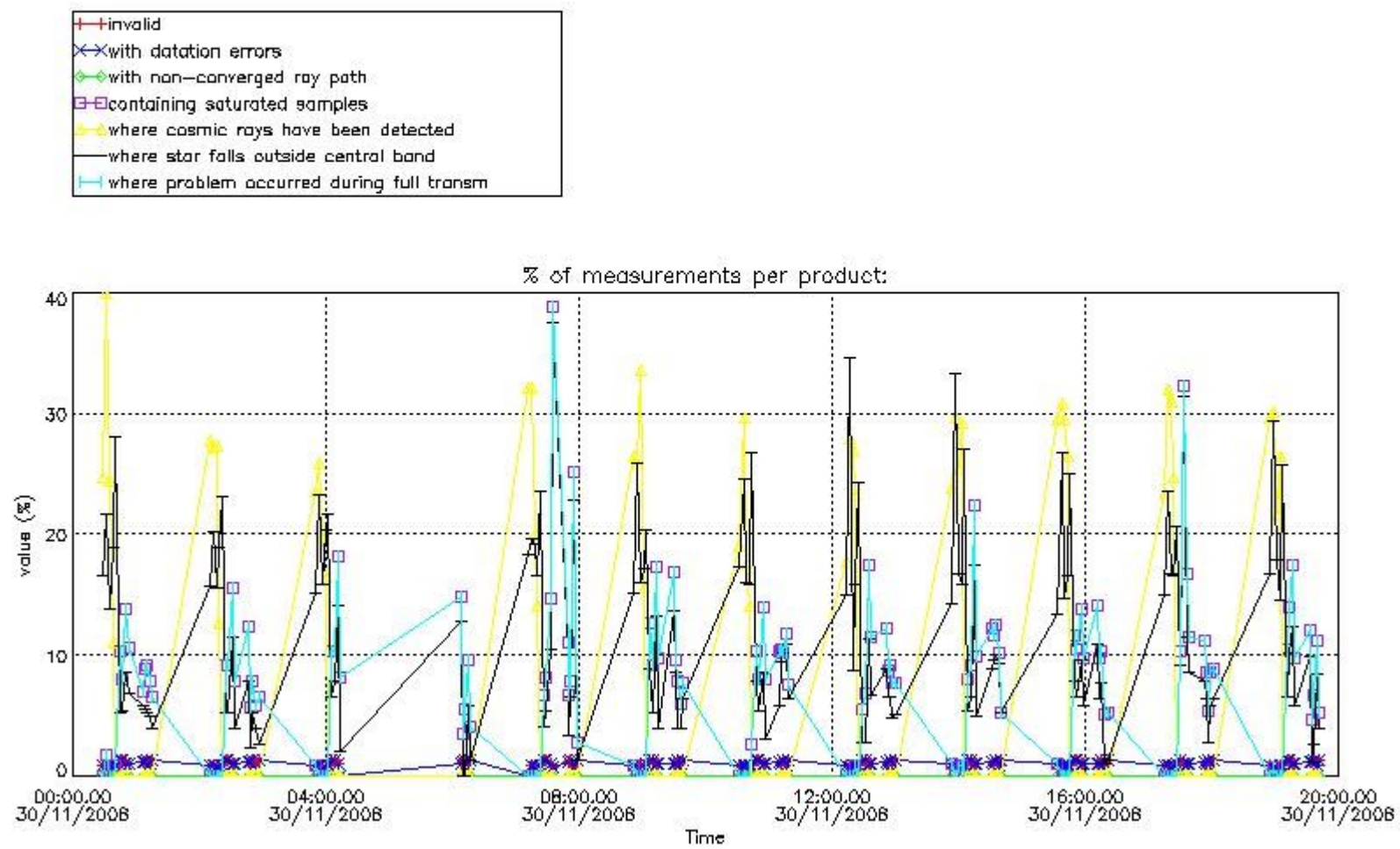
In this section it is plotted some information contained in the Quality Summary data set of the level 2 products that comes from the level 1b processing. Products without errors (error flag in the MPH set to "0") are used.

4.1 Plot quality information per product (time dependant) coming from level 1b processing

4.1.1 Plot level 1 quality information per product (time dependant): ENVISAT ASCENDING passes



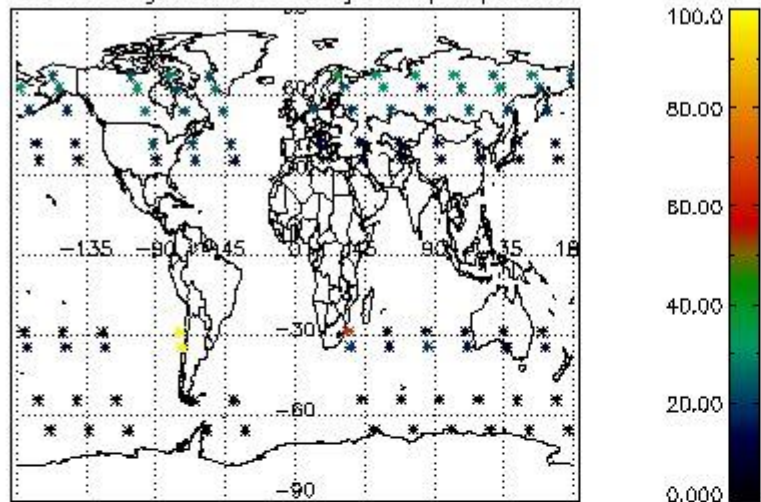
4.1.2 Plot level 1 quality information per product (time dependant): ENVI SAT DESCENDING passes



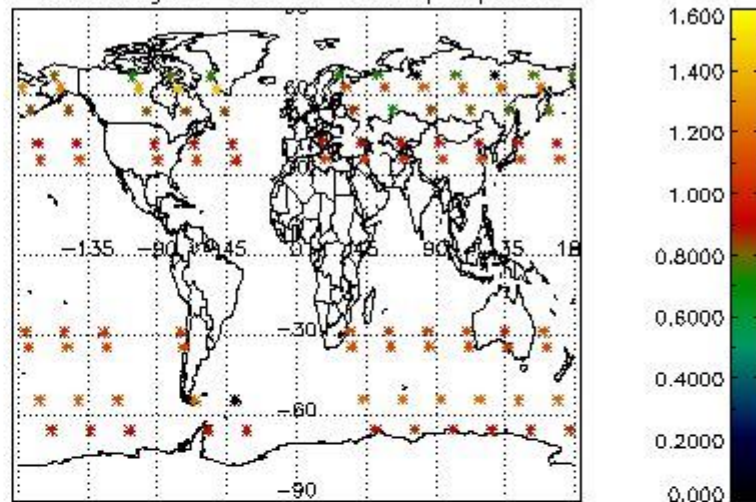
4.2 Plot quality information per product coming from level 1b processing (world map)

4.2.1 Plot level 1 quality information per product (world map): ENVISAT ASCENDING passes

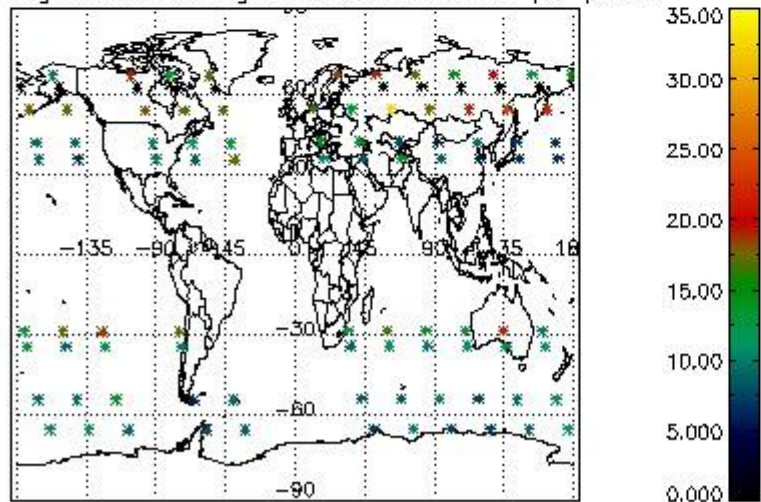
Percentage of cosmic ray hits per profile



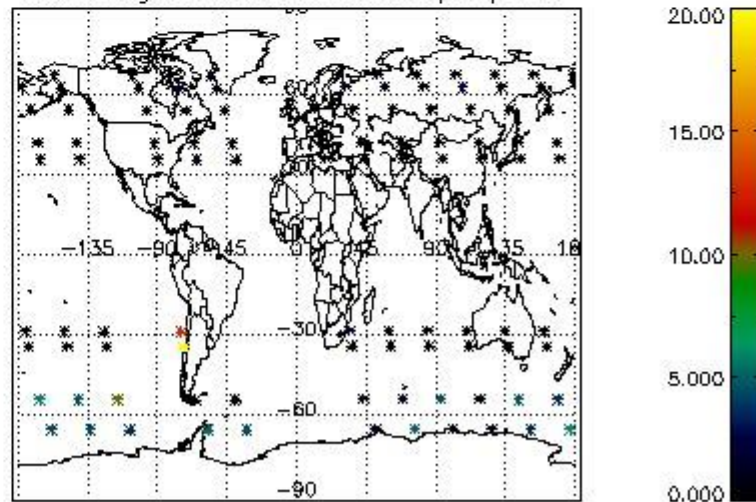
Percentage of datation errors per profile



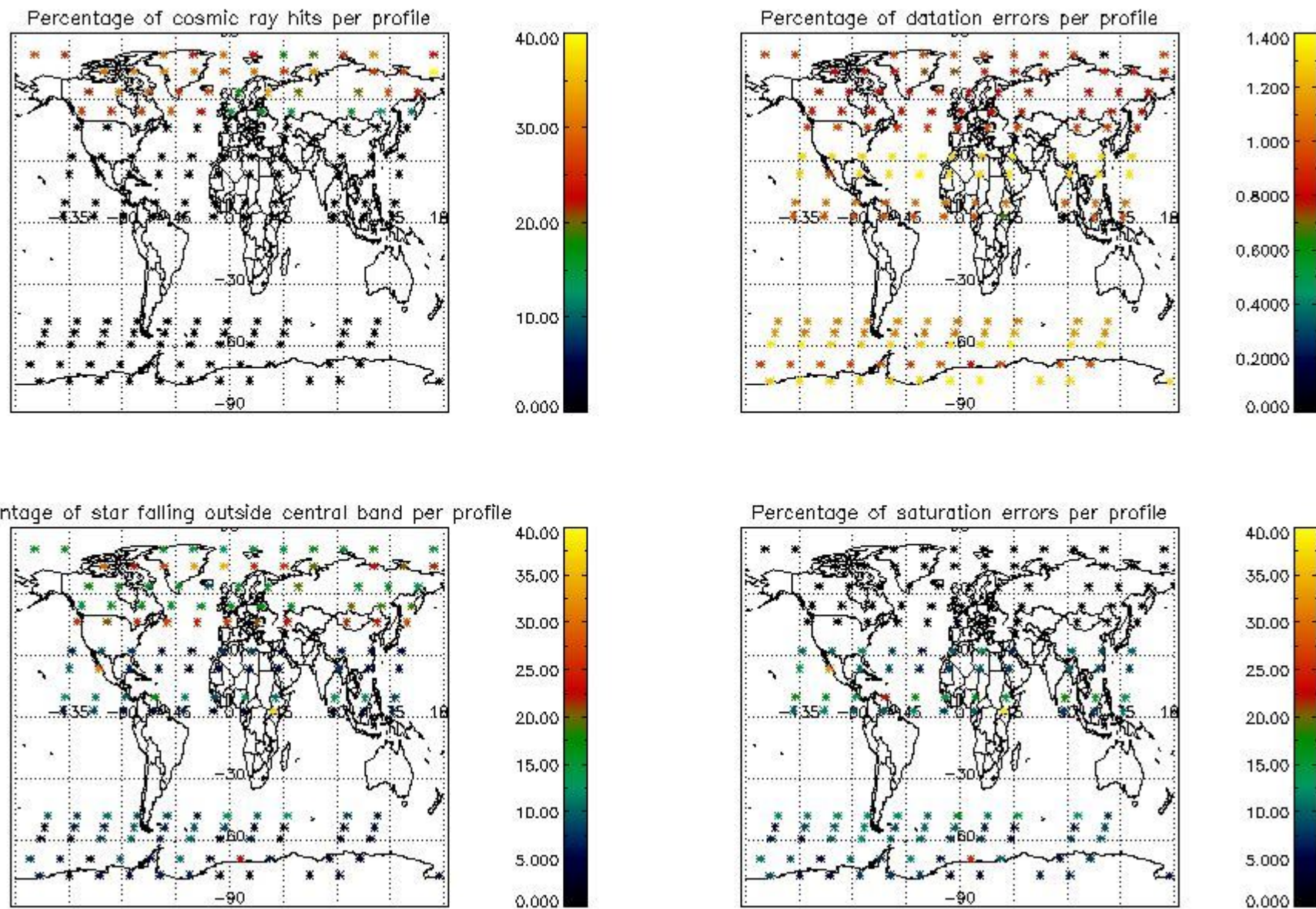
Percentage of star falling outside central band per profile



Percentage of saturation errors per profile



4.2.2 Plot level 1 quality information per product (world map): ENVISAT DESCENDING passes



5. Trace gas profiles

5.1 Ozone statistics based on quality of products

The final quality of the products can be "measured" using the STD (Standard Deviation) attached to every point profile. This information is written to the parameter GOM_NL__2P/NL_LOCAL_SPECIES_DENSITY/o3_std of the level 2 products. The table below shows the statistics for given STD ranges.

The statistics are given with respect to the overall valid production:

- Products without fatal errors: GOM_NL__2P/MPH/PRODUCT_ERR=0
- Valid point profile: GOM_NL__2P/NL_LOCAL_SPECIES_DENSITY/pcd(0)=0

The 'Criteria' is applied to valid points of dark limb products:

- Products in dark limb illumination condition: GOM_NL__2P/NL_SUMMARY_QUALITY/obs_ill_cond=0
- Products without fatal errors: GOM_NL__2P/MPH/PRODUCT_ERR=0
- Valid point profile: GOM_NL__2P/NL_LOCAL_SPECIES_DENSITY/pcd(0)=0

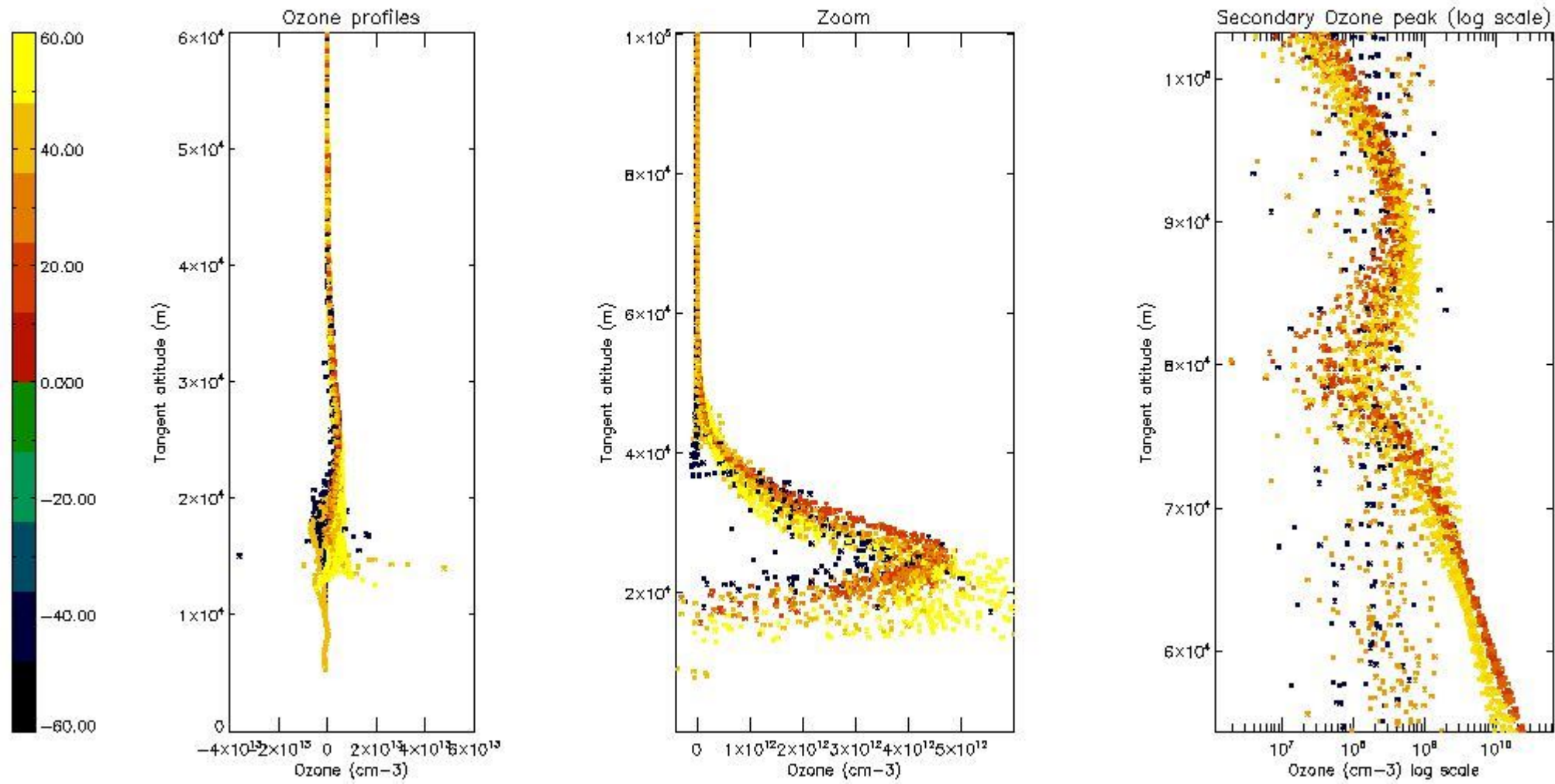
So, the table below shows the percentage of dark limb and valid observations for each criteria with respect to the overall valid daily observations.

Criteria	% of total production
All STD	29
STD < 20	16

STD < 10	13
STD < 5	10

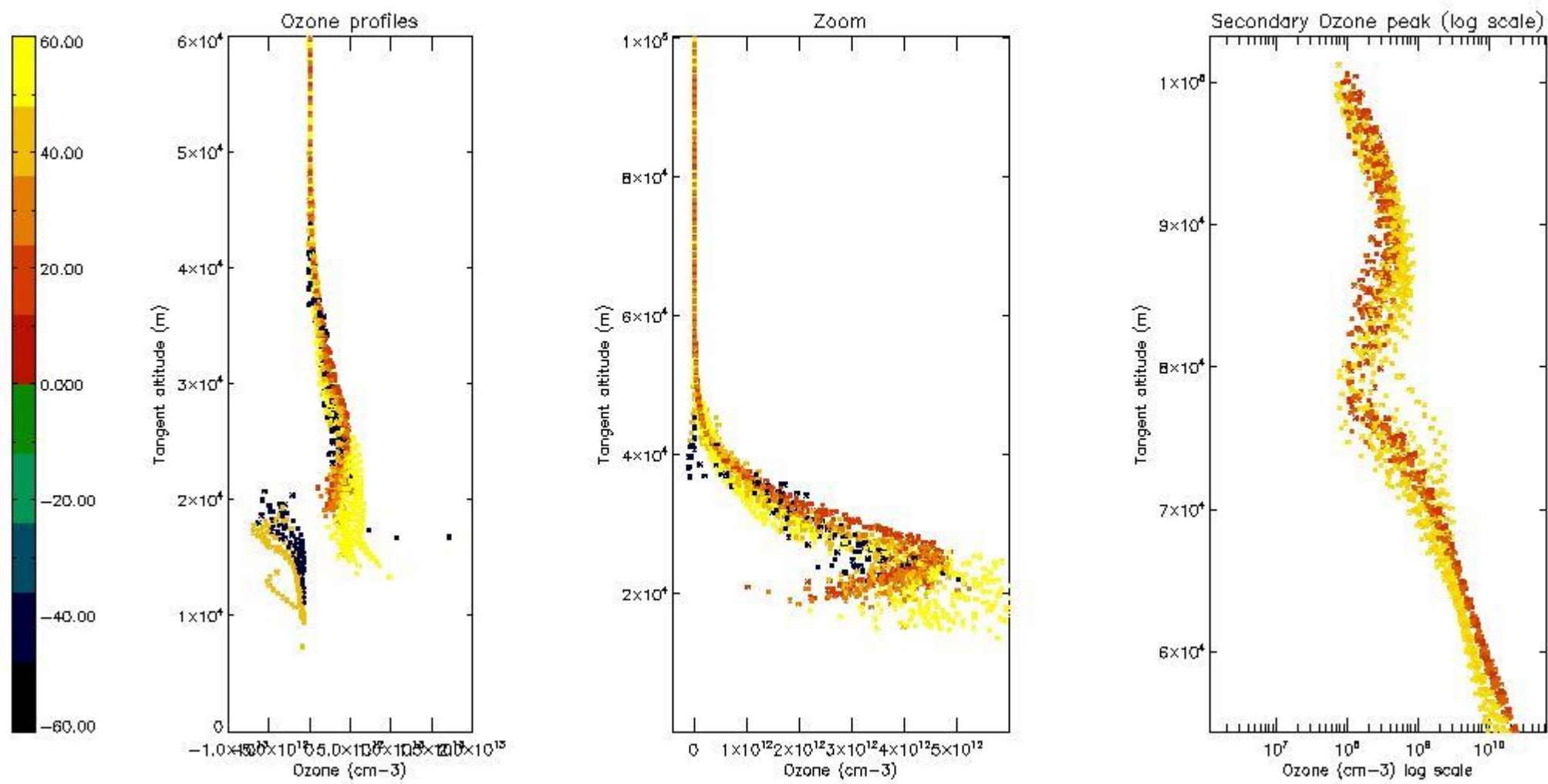
5.2 Plot ozone profiles for all STD (dark without errors)

The colorbar represents the latitude.



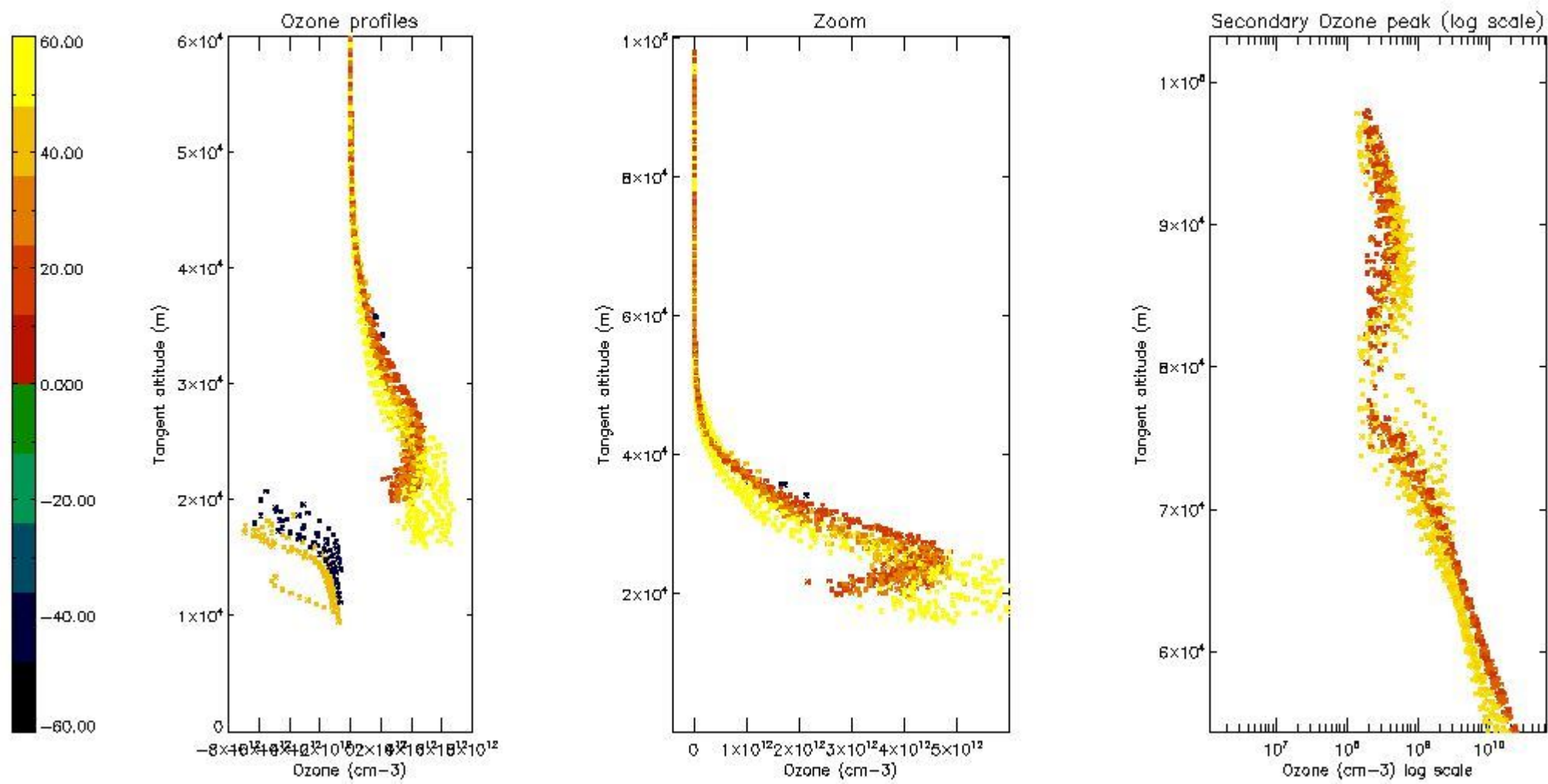
5.3 Plot ozone profiles where STD < 20% (dark without errors)

The colorbar represents the latitude.



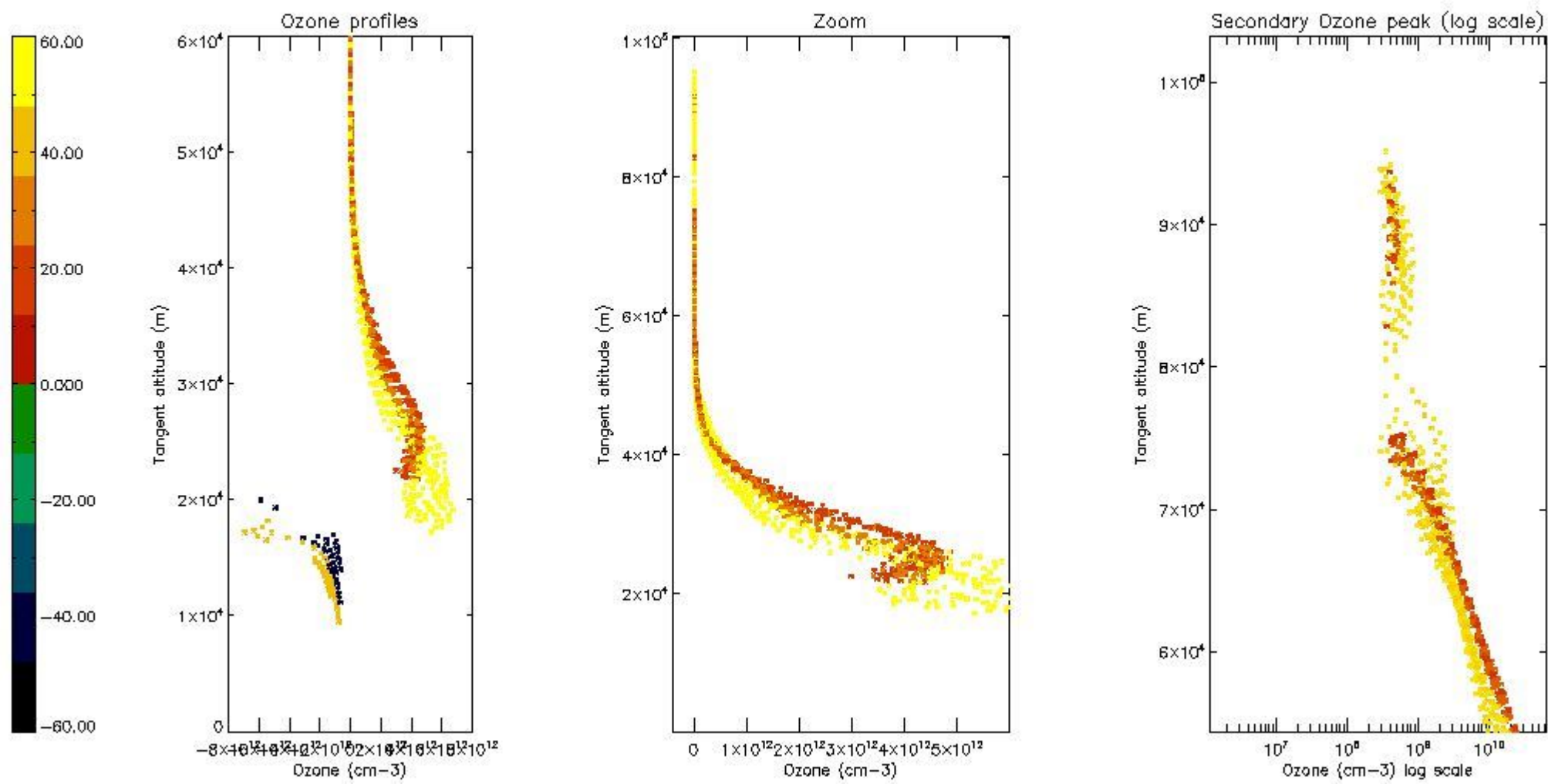
5.4 Plot ozone profiles where $STD < 10\%$ (dark without errors)

The colorbar represents the latitude.



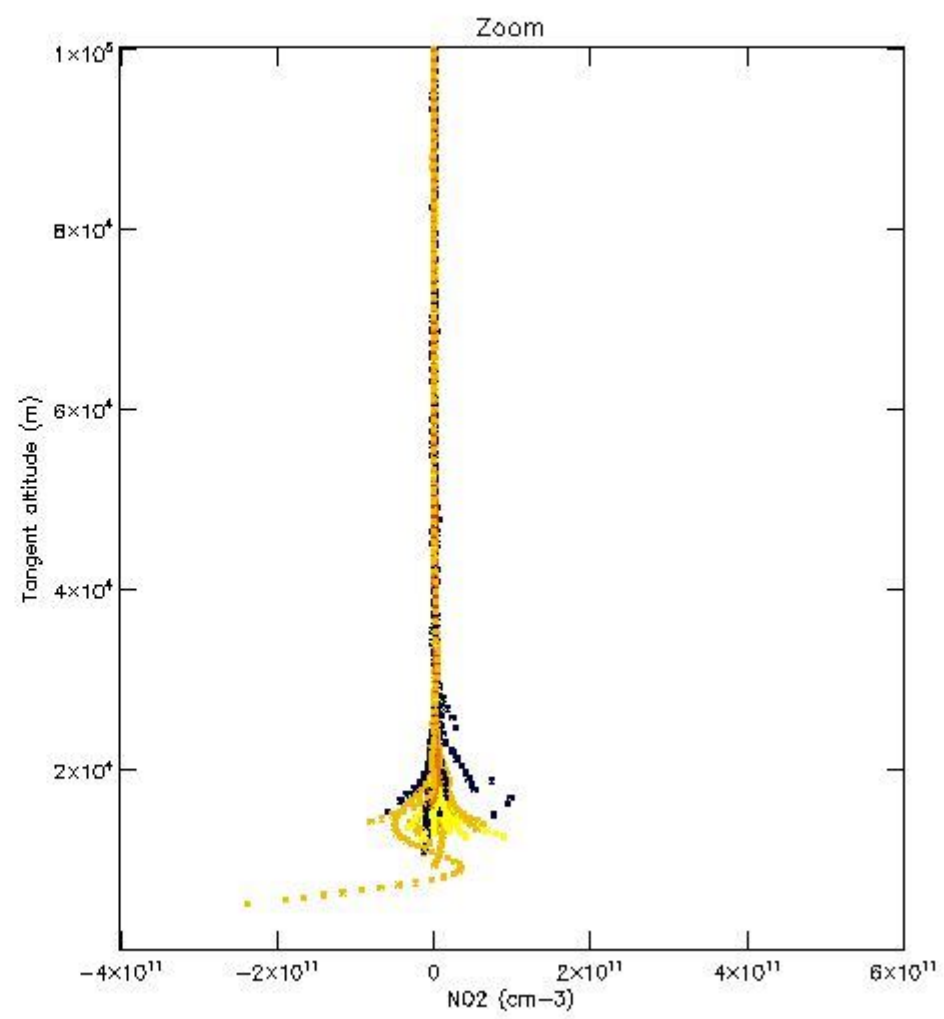
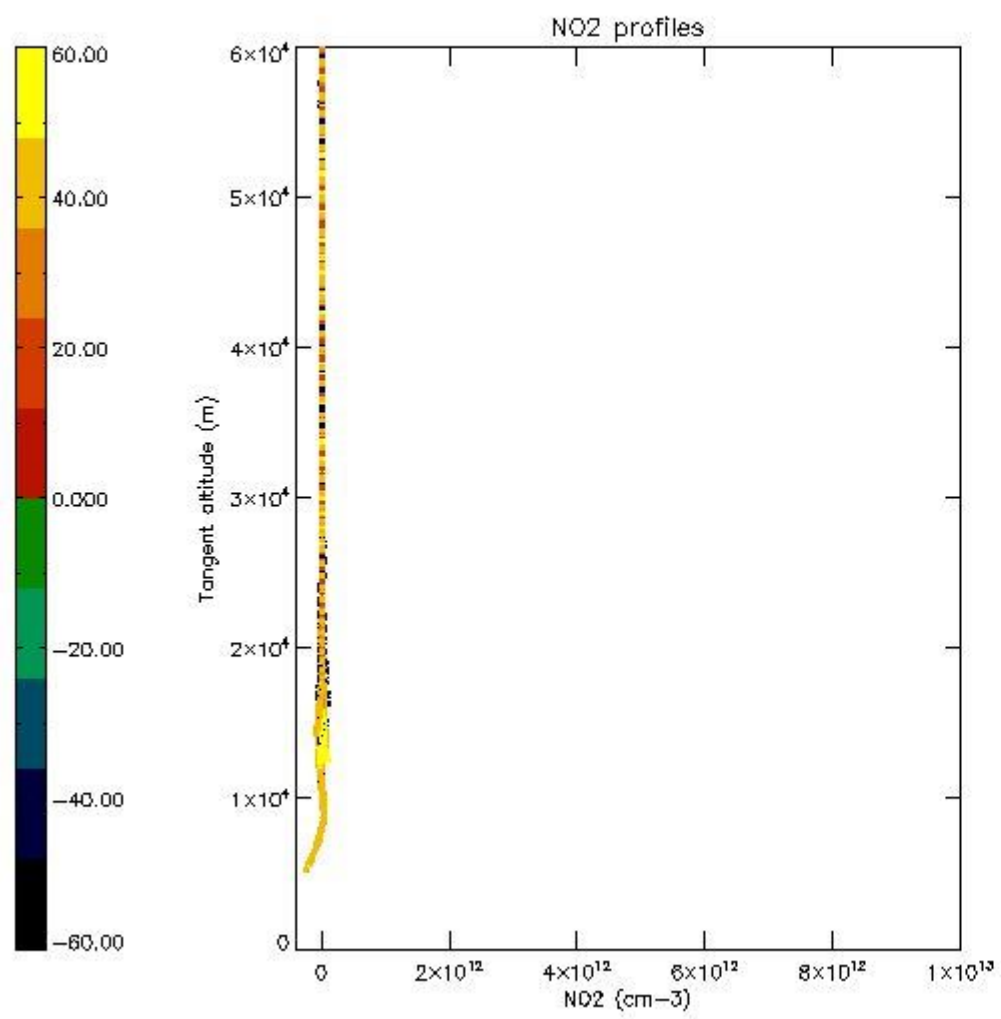
5.5 Plot ozone profiles where STD < 5% (dark without errors)

The colorbar represents the latitude.



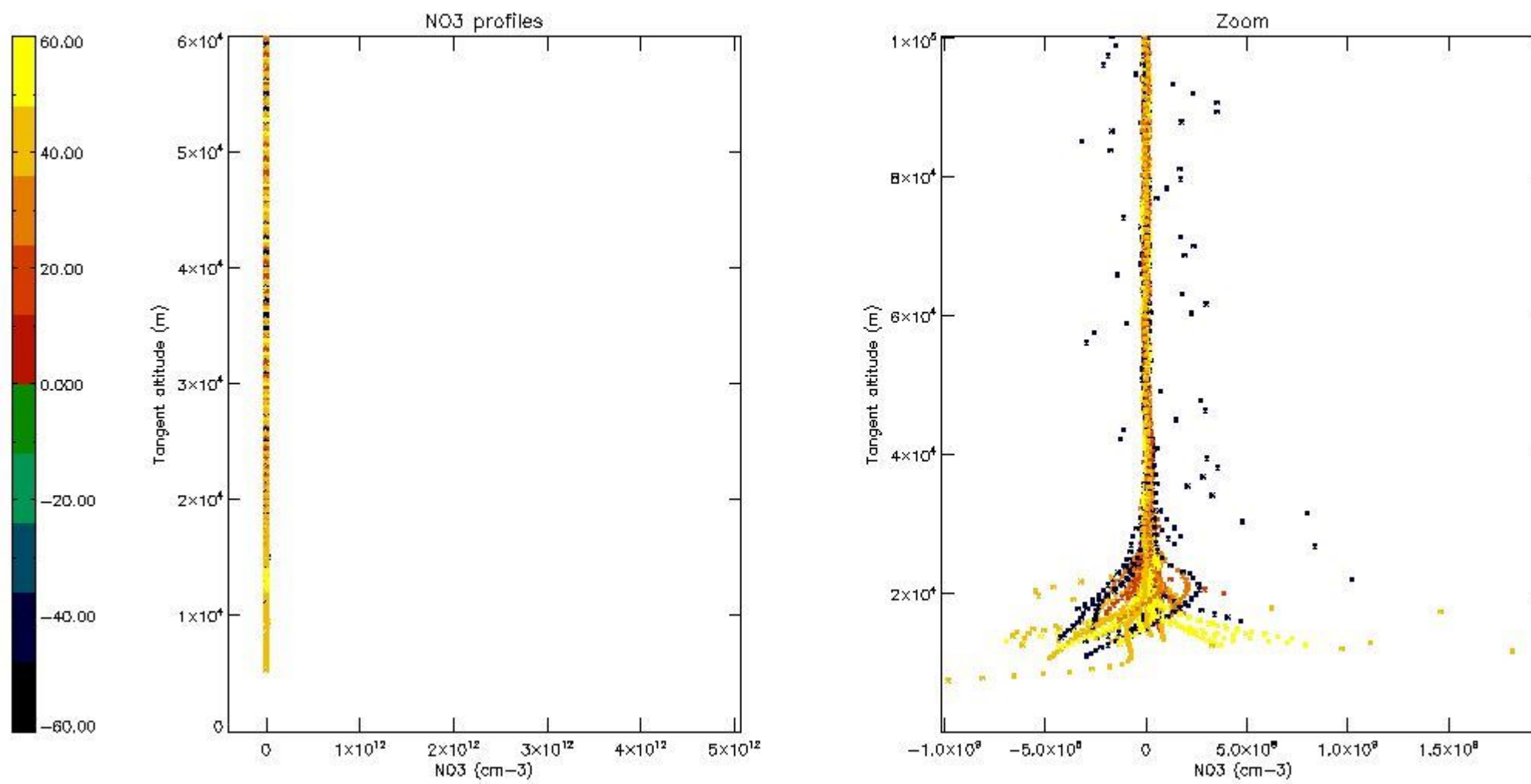
5.6 Plot NO₂ profiles for all STD (dark without errors)

The colorbar represents the latitude.



5.7 Plot NO3 profiles for all STD (dark without errors)

The colorbar represents the latitude.



6. Auxiliary Data Files used for the production reported in section 2

The number reported in the third column indicates since which file (see list in section 2) the corresponding auxiliary file has been used. The fourth column is the date of those product files.

Type	Auxiliary Filename	Used since product	Used since product date
INST_PHYS_CHARACTERISTICS	GOM_INS_AXVIEC20091111_143220_20030716_120000_20500101_000000	1	30-NOV-2008 00:12:59
LEVEL-2_PROC_CONFIG	GOM_PR2_AXVIEC20091111_152718_20020301_000000_20500101_000000	1	30-NOV-2008 00:12:59
CROSS_SECTIONS_FILE	GOM_CRS_AXVIEC20091111_154832_20020301_000000_20500101_000000	1	30-NOV-2008 00:12:59

GOMOS Level 2 Daily Report

SUMMARY

[1. General Info](#)

[2. Summary of processed GOM_NL_2P products](#)

[3. Level 2 Quality information per product](#)

[3.1 Plot of level 2 quality information per product \(time dependant\)](#)

[3.2 Plot of level 2 quality information per product \(world map\)](#)

[4. Level 1 Quality information per product \(stored on level 2 products\)](#)

[4.1 Plot of level 1 quality information per product \(time dependant\)](#)

[4.1.1 Plot of level 1 quality information per product \(time dependant\): ASCENDING](#)

[4.1.2 Plot of level 1 quality information per product \(time dependant\): DESCENDING](#)

[4.2 Plot of level 1 quality information per product \(world map\)](#)

[4.2.1 Plot of level 1 quality information per product \(world map\): ASCENDING](#)

[4.2.2 Plot of level 1 quality information per product \(world map\): DESCENDING](#)

[5. Ozone profiles based on quality statistics and other trace gas profiles](#)

[5.1 Ozone statistics based on quality of products](#)

[5.2 Plot ozone profiles for all STD \(dark without errors\)](#)

[5.3 Plot ozone profiles where STD < 20% \(dark without errors\)](#)

[5.4. Plot ozone profiles where STD < 10% \(dark without errors\)](#)

[5.5. Plot ozone profiles where STD < 5% \(dark without errors\)](#)

[5.6 Plot NO2 profiles for all STD \(dark without errors\)](#)

[5.7 Plot NO3 profiles for all STD \(dark without errors\)](#)

[5.8 Plot H2O profiles \(only for occultations of stars 1,2,3,4,13,14,16,26,63 dark without errors\) for all STD](#)

[6. Auxiliary Data Files used for the production reported in section 2](#)

This report presents the daily analysis on parameters extracted from GOMOS level 2 data (GOM_NL__2P). It is intended to monitor some important parameters that will impact the quality of these products. A list of level 2 products (and content) that have arrived during the reporting day to the PCF is also given.

Item	Value
Time of report generation	25APR2013 22:59:24
Data source version	GOMOS/6.01
Start time of products	30-11-2008 (30NOV2008 00:00:00)
Stop time of products	01-12-2008 (01DEC2008 00:00:00)
Store outputs in DB	Yes
Nb of level 2 prods	254
Nb of prods with errors	0

2. Summary of processed GOM_NL__2P products.

Nr	Filename	UTC Start time	Limb	Duration	Star Id	Star Name	Star Mag	Star Temp	Nb Meas	Orbit	Prod. error
1	GOM_NL__2PRFIN20081130_001259_000000532074_00174_35298_4406.N1	30-NOV-2008 00:12:59	Dark	52.500	34	Gam2Vel	1.7930	23000.	105	35298	No
2	GOM_NL__2PRFIN20081130_001443_000000572074_00174_35298_4407.N1	30-NOV-2008 00:14:43	Dark	56.500	70	Zet Pup	2.2460	39000.	113	35298	No
3	GOM_NL__2PRFIN20081130_001814_000000602074_00174_35298_4408.N1	30-NOV-2008 00:18:14	Dark	59.500	117	Pi Pup	2.7060	3800.0	119	35298	No
4	GOM_NL__2PRFIN20081130_002039_000000352074_00174_35298_4409.N1	30-NOV-2008 00:20:39	Dark	35.000	88	31Eta CMa	2.4480	20000.	70	35298	No
5	GOM_NL__2PRFIN20081130_002203_000000682074_00174_35298_4410.N1	30-NOV-2008 00:22:03	Dark	67.500	23	21Eps CMa	1.5020	26000.	135	35298	No
6	GOM_NL__2PRFIN20081130_002838_000000552074_00174_35298_4411.N1	30-NOV-2008 00:28:38	Straylight	54.500	101	11Alp Lep	2.5820	7000.0	109	35298	No
7	GOM_NL__2PRFIN20081130_003217_000000582074_00174_35298_4412.N1	30-NOV-2008 00:32:17	Straylight	57.500	7	19Bet Ori	0.10000	14000.	115	35298	No
8	GOM_NL__2PRFIN20081130_003522_000000622074_00174_35298_4413.N1	30-NOV-2008 00:35:22	Twilight_stray	61.500	30	46Eps Ori	1.6940	30000.	123	35298	No
9	GOM_NL__2PRFIN20081130_003806_000000642074_00174_35298_4414.N1	30-NOV-2008 00:38:06	Twilight_stray	63.500	27	24Gam Ori	1.6360	26000.	127	35298	No
10	GOM_NL__2PRFIN20081130_004020_000000572074_00174_35298_4415.N1	30-NOV-2008 00:40:20	Bright	57.000	13	87Alp Tau	0.86700	3800.0	114	35298	No
11	GOM_NL__2PRFIN20081130_004417_000000392074_00174_35298_4416.N1	30-NOV-2008 00:44:17	Bright	38.500	150	44Zet Per	2.8900	28000.	77	35298	No
12	GOM_NL__2PRFIN20081130_004643_000000382074_00174_35298_4417.N1	30-NOV-2008 00:46:43	Bright	37.500	149	45Eps Per	2.8880	30000.	75	35298	No
13	GOM_NL__2PRFIN20081130_005039_000000472074_00174_35298_4418.N1	30-NOV-2008 00:50:39	Bright	47.000	6	13Alp Aur	0.080000	3400.0	94	35298	No
14	GOM_NL__2PRFIN20081130_005232_000000522074_00174_35298_4419.N1	30-NOV-2008 00:52:32	Bright	51.500	42	34Bet Aur	1.9000	10200.	103	35298	No
15	GOM_NL__2PRFIN20081130_010649_000000432074_00174_35298_4420.N1	30-NOV-2008 01:06:49	Bright	43.000	36	50Alp UMa	1.8000	6300.0	86	35298	No
16	GOM_NL__2PRFIN20081130_010825_000000452074_00174_35298_4421.N1	30-NOV-2008 01:08:25	Bright	45.000	82	48Bet UMa	2.3650	10600.	90	35298	No
17	GOM_NL__2PRFIN20081130_010959_000000392074_00174_35298_4422.N1	30-NOV-2008 01:09:59	Bright	38.500	32	77Eps UMa	1.7630	11000.	77	35298	No
18	GOM_NL__2PRFIN20081130_011254_000000512074_00174_35298_4423.N1	30-NOV-2008 01:12:54	Bright	51.000	174	52Psi UMa	3.0040	4400.0	102	35298	No
19	GOM_NL__2PRFIN20081130_011531_000000392074_00174_35298_4424.N1	30-NOV-2008 01:15:31	Bright	38.500	152	12Alp2CVn	2.8900	11000.	77	35298	No
20	GOM_NL__2PRFIN20081130_012459_000000562074_00174_35298_4425.N1	30-NOV-2008 01:24:59	Bright	56.000	62	94Bet Leo	2.1360	9700.0	112	35298	No
21	GOM_NL__2PRFIN20081130_012818_000000432074_00174_35298_4426.N1	30-NOV-2008 01:28:18	Bright	43.000	121	29Gam Vir	2.7400	7200.0	86	35298	No
22	GOM_NL__2PRFIN20081130_015336_000000472074_00175_35299_4550.N1	30-NOV-2008 01:53:36	Dark	47.000	34	Gam2Vel	1.7930	23000.	94	35299	No
23	GOM_NL__2PRFIN20081130_015520_000000562074_00175_35299_4551.N1	30-NOV-2008 01:55:20	Dark	56.000	70	Zet Pup	2.2460	39000.	112	35299	No
24	GOM_NL__2PRFIN20081130_015850_000000602074_00175_35299_4552.N1	30-NOV-2008 01:58:50	Dark	59.500	117	Pi Pup	2.7060	3800.0	119	35299	No
25	GOM_NL__2PRFIN20081130_020116_000000352074_00175_35299_4553.N1	30-NOV-2008 02:01:16	Dark	35.000	88	31Eta CMa	2.4480	20000.	70	35299	No
26	GOM_NL__2PRFIN20081130_020240_000000652074_00175_35299_4554.N1	30-NOV-2008 02:02:40	Dark	64.500	23	21Eps CMa	1.5020	26000.	129	35299	No
27	GOM_NL__2PRFIN20081130_020914_000000542074_00175_35299_4555.N1	30-NOV-2008 02:09:14	Straylight	54.000	101	11Alp Lep	2.5820	7000.0	108	35299	No
28	GOM_NL__2PRFIN20081130_021253_000000572074_00175_35299_4556.N1	30-NOV-2008 02:12:53	Straylight	57.000	7	19Bet Ori	0.10000	14000.	114	35299	No
29	GOM_NL__2PRFIN20081130_021557_000000642074_00175_35299_4557.N1	30-NOV-2008 02:15:57	Twilight_stray	64.000	30	46Eps Ori	1.6940	30000.	128	35299	No
30	GOM_NL__2PRFIN20081130_021842_000000642074_00175_35299_4558.N1	30-NOV-2008 02:18:42	Twilight_stray	63.500	27	24Gam Ori	1.6360	26000.	127	35299	No
31	GOM_NL__2PRFIN20081130_022055_000000542074_00175_35299_4559.N1	30-NOV-2008 02:20:55	Bright	54.000	13	87Alp Tau	0.86700	3800.0	108	35299	No
32	GOM_NL__2PRFIN20081130_022453_000000382074_00175_35299_4560.N1	30-NOV-2008 02:24:53	Bright	38.000	150	44Zet Per	2.8900	28000.	76	35299	No
33	GOM_NL__2PRFIN20081130_022719_000000382074_00175_35299_4561.N1	30-NOV-2008 02:27:19	Bright	38.000	149	45Eps Per	2.8880	30000.	76	35299	No
34	GOM_NL__2PRFIN20081130_023114_000000482074_00175_35299_4562.N1	30-NOV-2008 02:31:14	Bright	48.000	6	13Alp Aur	0.080000	3400.0	96	35299	No
35	GOM_NL__2PRFIN20081130_023307_000000512074_00175_35299_4563.N1	30-NOV-2008 02:33:07	Bright	50.500	42	34Bet Aur	1.9000	10200.	101	35299	No
36	GOM_NL__2PRFIN20081130_024724_000000452074_00175_35299_4564.N1	30-NOV-2008 02:47:24	Bright	44.500	36	50Alp UMa	1.8000	6300.0	89	35299	No
37	GOM_NL__2PRFIN20081130_024901_000000442074_00175_35299_4565.N1	30-NOV-2008 02:49:01	Bright	44.000	82	48Bet UMa	2.3650	10600.	88	35299	No
38	GOM_NL__2PRFIN20081130_025035_000000382074_00175_35299_4566.N1	30-NOV-2008 02:50:35	Bright	38.000	32	77Eps UMa	1.7630	11000.	76	35299	No
39	GOM_NL__2PRFIN20081130_025330_000000512074_00175_35299_4567.N1	30-NOV-2008 02:53:30	Bright	51.000	174	52Psi UMa	3.0040	4400.0	102	35299	No
40	GOM_NL__2PRFIN20081130_025607_000000392074_00175_35299_4568.N1	30-NOV-2008 02:56:07	Bright	38.500	152	12Alp2CVn	2.8900	11000.	77	35299	No
41	GOM_NL__2PRFIN20081130_030536_000000562074_00175_35299_4569.N1	30-NOV-2008 03:05:36	Bright	56.000	62	94Bet Leo	2.1360	9700.0	112	35299	No
42	GOM_NL__2PRFIN20081130_030855_000000422074_00175_35299_4570.N1	30-NOV-2008 03:08:55	Bright	42.000	121	29Gam Vir	2.7400	7200.0	84	35299	No

43	GOM_NL__2PRFIN20081130_031432_000000462074_00175_35299_4571.N1	30-NOV-2008 03:14:32	Twilight	45.500	100	4Gam Crv	2.5800	13100.	91	35299	No
44	GOM_NL__2PRFIN20081130_031608_000000472074_00175_35299_4572.N1	30-NOV-2008 03:16:08	Dark	47.000	171	2Eps Crv	3.0010	4250.0	94	35299	No
45	GOM_NL__2PRFIN20081130_033413_000000482074_00176_35300_4566.N1	30-NOV-2008 03:34:13	Dark	48.000	34	Gam2Vel	1.7930	23000.	96	35300	No
46	GOM_NL__2PRFIN20081130_033557_000000552074_00176_35300_4567.N1	30-NOV-2008 03:35:57	Dark	54.500	70	Zet Pup	2.2460	39000.	109	35300	No
47	GOM_NL__2PRFIN20081130_033927_000000612074_00176_35300_4568.N1	30-NOV-2008 03:39:27	Dark	60.500	117	Pi Pup	2.7060	3800.0	121	35300	No
48	GOM_NL__2PRFIN20081130_034153_000000372074_00176_35300_4569.N1	30-NOV-2008 03:41:53	Dark	37.000	88	31Eta CMa	2.4480	20000.	74	35300	No
49	GOM_NL__2PRFIN20081130_034317_000000692074_00176_35300_4570.N1	30-NOV-2008 03:43:17	Dark	68.500	23	21Eps CMa	1.5020	26000.	137	35300	No
50	GOM_NL__2PRFIN20081130_034950_000000532074_00176_35300_4571.N1	30-NOV-2008 03:49:50	Straylight	53.000	101	11Alp Lep	2.5820	7000.0	106	35300	No
51	GOM_NL__2PRFIN20081130_035329_000000582074_00176_35300_4572.N1	30-NOV-2008 03:53:29	Straylight	58.000	7	19Bet Ori	0.10000	14000.	116	35300	No
52	GOM_NL__2PRFIN20081130_035633_000000632074_00176_35300_4573.N1	30-NOV-2008 03:56:33	Twi_and_stray	63.000	30	46Eps Ori	1.6940	30000.	126	35300	No
53	GOM_NL__2PRFIN20081130_035917_000000642074_00176_35300_4574.N1	30-NOV-2008 03:59:17	Twi_and_stray	64.000	27	24Gam Ori	1.6360	26000.	128	35300	No
54	GOM_NL__2PRFIN20081130_040131_000000532074_00176_35300_4575.N1	30-NOV-2008 04:01:31	Bright	53.000	13	87Alp Tau	0.86700	3800.0	106	35300	No
55	GOM_NL__2PRFIN20081130_040528_000000392074_00176_35300_4576.N1	30-NOV-2008 04:05:28	Bright	38.500	150	44Zet Per	2.8900	28000.	77	35300	No
56	GOM_NL__2PRFIN20081130_040755_000000392074_00176_35300_4577.N1	30-NOV-2008 04:07:55	Bright	38.500	149	45Eps Per	2.8880	30000.	77	35300	No
57	GOM_NL__2PRFIN20081130_041150_000000502074_00176_35300_4578.N1	30-NOV-2008 04:11:50	Bright	49.500	6	13Alp Aur	0.080000	3400.0	99	35300	No
58	GOM_NL__2PRFIN20081130_041342_000000492074_00176_35300_4579.N1	30-NOV-2008 04:13:42	Bright	49.000	42	34Bet Aur	1.9000	10200.	98	35300	No
59	GOM_NL__2PRFIN20081130_060836_000000472074_00177_35301_4580.N1	30-NOV-2008 06:08:36	Bright	47.000	36	50Alp UMa	1.8000	6300.0	94	35301	No
60	GOM_NL__2PRFIN20081130_061012_000000432074_00177_35301_4581.N1	30-NOV-2008 06:10:12	Bright	43.000	82	48Bet UMa	2.3650	10600.	86	35301	No
61	GOM_NL__2PRFIN20081130_061147_000000372074_00177_35301_4582.N1	30-NOV-2008 06:11:47	Bright	36.500	32	77Eps UMa	1.7630	11000.	73	35301	No
62	GOM_NL__2PRFIN20081130_061441_000000522074_00177_35301_4583.N1	30-NOV-2008 06:14:41	Bright	52.000	174	52Psi UMa	3.0040	4400.0	104	35301	No
63	GOM_NL__2PRFIN20081130_061719_000000372074_00177_35301_4584.N1	30-NOV-2008 06:17:19	Bright	37.000	152	12Alp2CVn	2.8900	11000.	74	35301	No
64	GOM_NL__2PRFIN20081130_062649_000000562074_00177_35301_4585.N1	30-NOV-2008 06:26:49	Bright	55.500	62	94Bet Leo	2.1360	9700.0	111	35301	No
65	GOM_NL__2PRFIN20081130_063008_000000462074_00177_35301_4586.N1	30-NOV-2008 06:30:08	Bright	45.500	121	29Gam Vir	2.7400	7200.0	91	35301	No
66	GOM_NL__2PRFIN20081130_063546_000000472074_00177_35301_4587.N1	30-NOV-2008 06:35:46	Twilight	46.500	100	4Gam Crv	2.5800	13100.	93	35301	No
67	GOM_NL__2PRFIN20081130_063721_000000492074_00177_35301_4588.N1	30-NOV-2008 06:37:21	Dark	48.500	171	2Eps Crv	3.0010	4250.0	97	35301	No
68	GOM_NL__2PRFIN20081130_065527_000000462074_00178_35302_4596.N1	30-NOV-2008 06:55:27	Dark	46.000	34	Gam2Vel	1.7930	23000.	92	35302	No
69	GOM_NL__2PRFIN20081130_065711_000000552074_00178_35302_4597.N1	30-NOV-2008 06:57:11	Dark	55.000	70	Zet Pup	2.2460	39000.	110	35302	No
70	GOM_NL__2PRFIN20081130_070041_000000602074_00178_35302_4598.N1	30-NOV-2008 07:00:41	Dark	59.500	117	Pi Pup	2.7060	3800.0	119	35302	No
71	GOM_NL__2PRFIN20081130_070307_000000402074_00178_35302_4599.N1	30-NOV-2008 07:03:07	Dark	40.000	88	31Eta CMa	2.4480	20000.	80	35302	No
72	GOM_NL__2PRFIN20081130_070430_000000622074_00178_35302_4600.N1	30-NOV-2008 07:04:30	Dark	61.500	23	21Eps CMa	1.5020	26000.	123	35302	No
73	GOM_NL__2PRFIN20081130_071102_000000552074_00178_35302_4601.N1	30-NOV-2008 07:11:02	Straylight	54.500	101	11Alp Lep	2.5820	7000.0	109	35302	No
74	GOM_NL__2PRFIN20081130_071441_000000562074_00178_35302_4602.N1	30-NOV-2008 07:14:41	Straylight	56.000	7	19Bet Ori	0.10000	14000.	112	35302	No
75	GOM_NL__2PRFIN20081130_071744_000000652074_00178_35302_4603.N1	30-NOV-2008 07:17:44	Twi_and_stray	65.000	30	46Eps Ori	1.6940	30000.	130	35302	No
76	GOM_NL__2PRFIN20081130_072028_000000612074_00178_35302_4604.N1	30-NOV-2008 07:20:28	Twi_and_stray	60.500	27	24Gam Ori	1.6360	26000.	121	35302	No
77	GOM_NL__2PRFIN20081130_072242_000000532074_00178_35302_4605.N1	30-NOV-2008 07:22:42	Bright	53.000	13	87Alp Tau	0.86700	3800.0	106	35302	No
78	GOM_NL__2PRFIN20081130_072640_000000372074_00178_35302_4606.N1	30-NOV-2008 07:26:40	Bright	37.000	150	44Zet Per	2.8900	28000.	74	35302	No
79	GOM_NL__2PRFIN20081130_072906_000000372074_00178_35302_4607.N1	30-NOV-2008 07:29:06	Bright	37.000	149	45Eps Per	2.8880	30000.	74	35302	No
80	GOM_NL__2PRFIN20081130_073300_000000482074_00178_35302_4608.N1	30-NOV-2008 07:33:00	Bright	47.500	6	13Alp Aur	0.080000	3400.0	95	35302	No
81	GOM_NL__2PRFIN20081130_073452_000000762074_00178_35302_4609.N1	30-NOV-2008 07:34:52	Bright	76.000	42	34Bet Aur	1.9000	10200.	152	35302	No
82	GOM_NL__2PRFIN20081130_074911_000000452074_00178_35302_4610.N1	30-NOV-2008 07:49:11	Bright	45.000	36	50Alp UMa	1.8000	6300.0	90	35302	No
83	GOM_NL__2PRFIN20081130_075047_000000452074_00178_35302_4611.N1	30-NOV-2008 07:50:47	Bright	44.500	82	48Bet UMa	2.3650	10600.	89	35302	No
84	GOM_NL__2PRFIN20081130_075223_000000392074_00178_35302_4612.N1	30-NOV-2008 07:52:23	Bright	38.500	32	77Eps UMa	1.7630	11000.	77	35302	No
85	GOM_NL__2PRFIN20081130_075517_000000642074_00178_35302_4613.N1	30-NOV-2008 07:55:17	Bright	63.500	174	52Psi UMa	3.0040	4400.0	127	35302	No
86	GOM_NL__2PRFIN20081130_075755_000000372074_00178_35302_4614.N1	30-NOV-2008 07:57:55	Bright	37.000	152	12Alp2CVn	2.8900	11000.	74	35302	No
87	GOM_NL__2PRFIN20081130_080726_000000572074_00178_35302_4615.N1	30-NOV-2008 08:07:26	Bright	56.500	62	94Bet Leo	2.1360	9700.0	113	35302	No
88	GOM_NL__2PRFIN20081130_081044_000000432074_00178_35302_4616.N1	30-NOV-2008 08:10:44	Bright	43.000	121	29Gam Vir	2.7400	7200.0	86	35302	No
89	GOM_NL__2PRFIN20081130_081623_000000452074_00178_35302_4617.N1	30-NOV-2008 08:16:23	Twilight	44.500	100	4Gam Crv	2.5800	13100.	89	35302	No
90	GOM_NL__2PRFIN20081130_081758_000000492074_00178_35302_4618.N1	30-NOV-2008 08:17:58	Dark	49.000	171	2Eps Crv	3.0010	4250.0	98	35302	No
91	GOM_NL__2PRFIN20081130_083604_000000482074_00179_35303_4619.N1	30-NOV-2008 08:36:04	Dark	48.000	34	Gam2Vel	1.7930	23000.	96	35303	No
92	GOM_NL__2PRFIN20081130_083748_000000552074_00179_35303_4620.N1	30-NOV-2008 08:37:48	Dark	54.500	70	Zet Pup	2.2460	39000.	109	35303	No
93	GOM_NL__2PRFIN20081130_084118_000000602074_00179_35303_4621.N1	30-NOV-2008 08:41:18	Dark	60.000	117	Pi Pup	2.7060	3800.0	120	35303	No
94	GOM_NL__2PRFIN20081130_084344_000000402074_00179_35303_4622.N1	30-NOV-2008 08:43:44	Dark	40.000	88	31Eta CMa	2.4480	20000.	80	35303	No
95	GOM_NL__2PRFIN20081130_084507_000000662074_00179_35303_4623.N1	30-NOV-2008 08:45:07	Dark	66.000	23	21Eps CMa	1.5020	26000.	132	35303	No
96	GOM_NL__2PRFIN20081130_085139_000000532074_00179_35303_4624.N1	30-NOV-2008 08:51:39	Straylight	53.000	101	11Alp Lep	2.5820	7000.0	106	35303	No
97	GOM_NL__2PRFIN20081130_085516_000000602074_00179_35303_4625.N1	30-NOV-2008 08:55:16	Straylight	60.000	7	19Bet Ori	0.10000	14000.	120	35303	No
98	GOM_NL__2PRFIN20081130_085819_000000632074_00179_35303_4626.N1	30-NOV-2008 08:58:19	Twi_and_stray	62.500	30	46Eps Ori	1.6940	30000.	125	35303	No
99	GOM_NL__2PRFIN20081130_090103_000000612074_00179_35303_4627.N1	30-NOV-2008 09:01:03	Twi_and_stray	61.000	27	24Gam Ori	1.6360	26000.	122	35303	No
100	GOM_NL__2PRFIN20081130_090318_000000522074_00179_35303_4628.N1	30-NOV-2008 09:03:18	Bright	51.500	13	87Alp Tau	0.86700	3800.0	103	35303	No
101	GOM_NL__2PRFIN20081130_090716_000000402074_00179_35303_4629.N1	30-NOV-2008 09:07:16	Bright	39.500	150	44Zet Per	2.8900	28000.	79	35303	No

102	GOM_NL__2PRFIN20081130_090941_000000382074_00179_35303_4630.N1	30-NOV-2008 09:09:41	Bright	38.000	149	45Eps Per	2.8880	30000.	76	35303	No
103	GOM_NL__2PRFIN20081130_091336_000000492074_00179_35303_4631.N1	30-NOV-2008 09:13:36	Bright	49.000	6	13Alp Aur	0.080000	3400.0	98	35303	No
104	GOM_NL__2PRFIN20081130_091527_000000512074_00179_35303_4632.N1	30-NOV-2008 09:15:27	Bright	51.000	42	34Bet Aur	1.9000	10200.	102	35303	No
105	GOM_NL__2PRFIN20081130_092947_000000482074_00179_35303_4633.N1	30-NOV-2008 09:29:47	Bright	47.500	36	50Alp UMa	1.8000	6300.0	95	35303	No
106	GOM_NL__2PRFIN20081130_093123_000000472074_00179_35303_4634.N1	30-NOV-2008 09:31:23	Bright	47.000	82	48Bet UMa	2.3650	10600.	94	35303	No
107	GOM_NL__2PRFIN20081130_093259_000000382074_00179_35303_4635.N1	30-NOV-2008 09:32:59	Bright	38.000	32	77Eps UMa	1.7630	11000.	76	35303	No
108	GOM_NL__2PRFIN20081130_093552_000000512074_00179_35303_4636.N1	30-NOV-2008 09:35:52	Bright	50.500	174	52Psi UMa	3.0040	4400.0	101	35303	No
109	GOM_NL__2PRFIN20081130_093831_000000392074_00179_35303_4637.N1	30-NOV-2008 09:38:31	Bright	39.000	152	12Alp2CVn	2.8900	11000.	78	35303	No
110	GOM_NL__2PRFIN20081130_094802_000000572074_00179_35303_4638.N1	30-NOV-2008 09:48:02	Bright	57.000	62	94Bet Leo	2.1360	9700.0	114	35303	No
111	GOM_NL__2PRFIN20081130_095121_000000442074_00179_35303_4639.N1	30-NOV-2008 09:51:21	Bright	43.500	121	29Gam Vir	2.7400	7200.0	87	35303	No
112	GOM_NL__2PRFIN20081130_095659_000000472074_00179_35303_4640.N1	30-NOV-2008 09:56:59	Twilight	47.000	100	4Gam Crv	2.5800	13100.	94	35303	No
113	GOM_NL__2PRFIN20081130_095835_000000472074_00179_35303_4641.N1	30-NOV-2008 09:58:35	Dark	46.500	171	2Eps Crv	3.0010	4250.0	93	35303	No
114	GOM_NL__2PRFIN20081130_101640_000000462074_00180_35304_4635.N1	30-NOV-2008 10:16:40	Dark	46.000	34	Gam2Vel	1.7930	23000.	92	35304	No
115	GOM_NL__2PRFIN20081130_101825_000000532074_00180_35304_4636.N1	30-NOV-2008 10:18:25	Dark	53.000	70	Zet Pup	2.2460	39000.	106	35304	No
116	GOM_NL__2PRFIN20081130_102155_000000642074_00180_35304_4637.N1	30-NOV-2008 10:21:55	Dark	63.500	117	Pi Pup	2.7060	3800.0	127	35304	No
117	GOM_NL__2PRFIN20081130_102420_000000422074_00180_35304_4638.N1	30-NOV-2008 10:24:20	Dark	42.000	88	31Eta CMa	2.4480	20000.	84	35304	No
118	GOM_NL__2PRFIN20081130_102543_000000652074_00180_35304_4639.N1	30-NOV-2008 10:25:43	Dark	64.500	23	21Eps CMa	1.5020	26000.	129	35304	No
119	GOM_NL__2PRFIN20081130_103215_000000552074_00180_35304_4640.N1	30-NOV-2008 10:32:15	Straylight	55.000	101	11Alp Lep	2.5820	7000.0	110	35304	No
120	GOM_NL__2PRFIN20081130_103552_000000592074_00180_35304_4641.N1	30-NOV-2008 10:35:52	Straylight	59.000	7	19Bet Ori	0.10000	14000.	118	35304	No
121	GOM_NL__2PRFIN20081130_103855_000000632074_00180_35304_4642.N1	30-NOV-2008 10:38:55	Tw_i_and_stray	62.500	30	46Eps Ori	1.6940	30000.	125	35304	No
122	GOM_NL__2PRFIN20081130_104139_000000602074_00180_35304_4643.N1	30-NOV-2008 10:41:39	Tw_i_and_stray	60.000	27	24Gam Ori	1.6360	26000.	120	35304	No
123	GOM_NL__2PRFIN20081130_104353_000000562074_00180_35304_4644.N1	30-NOV-2008 10:43:53	Bright	56.000	13	87Alp Tau	0.86700	3800.0	112	35304	No
124	GOM_NL__2PRFIN20081130_104751_000000392074_00180_35304_4645.N1	30-NOV-2008 10:47:51	Bright	38.500	150	44Zet Per	2.8900	28000.	77	35304	No
125	GOM_NL__2PRFIN20081130_105017_000000382074_00180_35304_4646.N1	30-NOV-2008 10:50:17	Bright	37.500	149	45Eps Per	2.8880	30000.	75	35304	No
126	GOM_NL__2PRFIN20081130_105411_000000472074_00180_35304_4647.N1	30-NOV-2008 10:54:11	Bright	46.500	6	13Alp Aur	0.080000	3400.0	93	35304	No
127	GOM_NL__2PRFIN20081130_105602_000000502074_00180_35304_4648.N1	30-NOV-2008 10:56:02	Bright	50.000	42	34Bet Aur	1.9000	10200.	100	35304	No
128	GOM_NL__2PRFIN20081130_111022_000000442074_00180_35304_4649.N1	30-NOV-2008 11:10:22	Bright	43.500	36	50Alp UMa	1.8000	6300.0	87	35304	No
129	GOM_NL__2PRFIN20081130_111159_000000482074_00180_35304_4650.N1	30-NOV-2008 11:11:59	Bright	47.500	82	48Bet UMa	2.3650	10600.	95	35304	No
130	GOM_NL__2PRFIN20081130_111334_000000402074_00180_35304_4651.N1	30-NOV-2008 11:13:34	Bright	39.500	32	77Eps UMa	1.7630	11000.	79	35304	No
131	GOM_NL__2PRFIN20081130_111628_000000552074_00180_35304_4652.N1	30-NOV-2008 11:16:28	Bright	55.000	174	52Psi UMa	3.0040	4400.0	110	35304	No
132	GOM_NL__2PRFIN20081130_111907_000000402074_00180_35304_4653.N1	30-NOV-2008 11:19:07	Bright	39.500	152	12Alp2CVn	2.8900	11000.	79	35304	No
133	GOM_NL__2PRFIN20081130_112839_000000582074_00180_35304_4654.N1	30-NOV-2008 11:28:39	Bright	58.000	62	94Bet Leo	2.1360	9700.0	116	35304	No
134	GOM_NL__2PRFIN20081130_113157_000000432074_00180_35304_4655.N1	30-NOV-2008 11:31:57	Bright	42.500	121	29Gam Vir	2.7400	7200.0	85	35304	No
135	GOM_NL__2PRFIN20081130_113736_000000462074_00180_35304_4656.N1	30-NOV-2008 11:37:36	Twilight	45.500	100	4Gam Crv	2.5800	13100.	91	35304	No
136	GOM_NL__2PRFIN20081130_113912_000000452074_00180_35304_4657.N1	30-NOV-2008 11:39:12	Dark	45.000	171	2Eps Crv	3.0010	4250.0	90	35304	No
137	GOM_NL__2PRFIN20081130_115717_000000462074_00181_35305_4651.N1	30-NOV-2008 11:57:17	Dark	46.000	34	Gam2Vel	1.7930	23000.	92	35305	No
138	GOM_NL__2PRFIN20081130_115902_000000532074_00181_35305_4652.N1	30-NOV-2008 11:59:02	Dark	52.500	70	Zet Pup	2.2460	39000.	105	35305	No
139	GOM_NL__2PRFIN20081130_120231_000000652074_00181_35305_4653.N1	30-NOV-2008 12:02:31	Dark	65.000	117	Pi Pup	2.7060	3800.0	130	35305	No
140	GOM_NL__2PRFIN20081130_120457_000000422074_00181_35305_4654.N1	30-NOV-2008 12:04:57	Dark	42.000	88	31Eta CMa	2.4480	20000.	84	35305	No
141	GOM_NL__2PRFIN20081130_120620_000000692074_00181_35305_4655.N1	30-NOV-2008 12:06:20	Dark	68.500	23	21Eps CMa	1.5020	26000.	137	35305	No
142	GOM_NL__2PRFIN20081130_121251_000000542074_00181_35305_4656.N1	30-NOV-2008 12:12:51	Straylight	53.500	101	11Alp Lep	2.5820	7000.0	107	35305	No
143	GOM_NL__2PRFIN20081130_121628_000000682074_00181_35305_4657.N1	30-NOV-2008 12:16:28	Straylight	68.000	7	19Bet Ori	0.10000	14000.	136	35305	No
144	GOM_NL__2PRFIN20081130_121930_000000582074_00181_35305_4658.N1	30-NOV-2008 12:19:30	Tw_i_and_stray	57.500	30	46Eps Ori	1.6940	30000.	115	35305	No
145	GOM_NL__2PRFIN20081130_122214_000000602074_00181_35305_4659.N1	30-NOV-2008 12:22:14	Tw_i_and_stray	60.000	27	24Gam Ori	1.6360	26000.	120	35305	No
146	GOM_NL__2PRFIN20081130_122429_000000542074_00181_35305_4660.N1	30-NOV-2008 12:24:29	Bright	53.500	13	87Alp Tau	0.86700	3800.0	107	35305	No
147	GOM_NL__2PRFIN20081130_122827_000000372074_00181_35305_4661.N1	30-NOV-2008 12:28:27	Bright	36.500	150	44Zet Per	2.8900	28000.	73	35305	No
148	GOM_NL__2PRFIN20081130_123053_000000372074_00181_35305_4662.N1	30-NOV-2008 12:30:53	Bright	36.500	149	45Eps Per	2.8880	30000.	73	35305	No
149	GOM_NL__2PRFIN20081130_123446_000000492074_00181_35305_4663.N1	30-NOV-2008 12:34:46	Bright	48.500	6	13Alp Aur	0.080000	3400.0	97	35305	No
150	GOM_NL__2PRFIN20081130_123637_000000522074_00181_35305_4664.N1	30-NOV-2008 12:36:37	Bright	52.000	42	34Bet Aur	1.9000	10200.	104	35305	No
151	GOM_NL__2PRFIN20081130_125058_000000452074_00181_35305_4665.N1	30-NOV-2008 12:50:58	Bright	45.000	36	50Alp UMa	1.8000	6300.0	90	35305	No
152	GOM_NL__2PRFIN20081130_125234_000000462074_00181_35305_4666.N1	30-NOV-2008 12:52:34	Bright	46.000	82	48Bet UMa	2.3650	10600.	92	35305	No
153	GOM_NL__2PRFIN20081130_125410_000000392074_00181_35305_4667.N1	30-NOV-2008 12:54:10	Bright	38.500	32	77Eps UMa	1.7630	11000.	77	35305	No
154	GOM_NL__2PRFIN20081130_125704_000000522074_00181_35305_4668.N1	30-NOV-2008 12:57:04	Bright	51.500	174	52Psi UMa	3.0040	4400.0	103	35305	No
155	GOM_NL__2PRFIN20081130_125943_000000392074_00181_35305_4669.N1	30-NOV-2008 12:59:43	Bright	39.000	152	12Alp2CVn	2.8900	11000.	78	35305	No
156	GOM_NL__2PRFIN20081130_130916_000000572074_00181_35305_4670.N1	30-NOV-2008 13:09:16	Bright	56.500	62	94Bet Leo	2.1360	9700.0	113	35305	No
157	GOM_NL__2PRFIN20081130_131234_000000432074_00181_35305_4671.N1	30-NOV-2008 13:12:34	Bright	43.000	121	29Gam Vir	2.7400	7200.0	86	35305	No
158	GOM_NL__2PRFIN20081130_131813_000000462074_00181_35305_4672.N1	30-NOV-2008 13:18:13	Twilight	46.000	100	4Gam Crv	2.5800	13100.	92	35305	No
159	GOM_NL__2PRFIN20081130_131948_000000522074_00181_35305_4673.N1	30-NOV-2008 13:19:48	Dark	51.500	171	2Eps Crv	3.0010	4250.0	103	35305	No
160	GOM_NL__2PRFIN20081130_133754_000000462074_00182_35306_4664.N1	30-NOV-2008 13:37:54	Dark	46.000	34	Gam2Vel	1.7930	23000.	92	35306	No

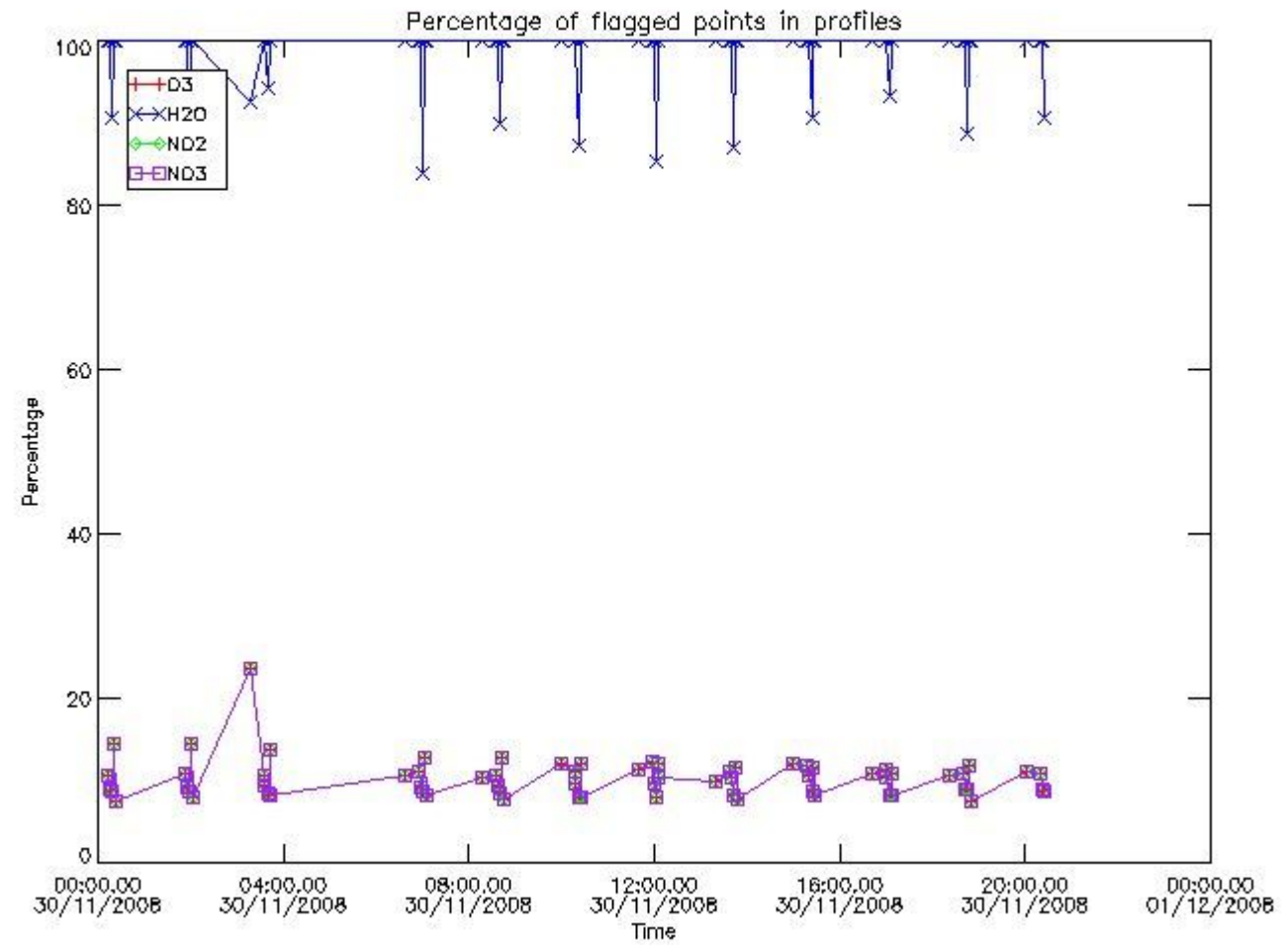
161	GOM_NL__2PRFIN20081130_133939_000000552074_00182_35306_4665.N1	30-NOV-2008 13:39:39	Dark	54.500	70	Zet Pup	2.2460	39000.	109	35306	No
162	GOM_NL__2PRFIN20081130_134308_000000622074_00182_35306_4666.N1	30-NOV-2008 13:43:08	Dark	61.500	117	Pi Pup	2.7060	3800.0	123	35306	No
163	GOM_NL__2PRFIN20081130_134534_000000442074_00182_35306_4667.N1	30-NOV-2008 13:45:34	Dark	44.000	88	31Eta CMa	2.4480	20000.	88	35306	No
164	GOM_NL__2PRFIN20081130_134656_000000672074_00182_35306_4668.N1	30-NOV-2008 13:46:56	Dark	66.500	23	21Eps CMa	1.5020	26000.	133	35306	No
165	GOM_NL__2PRFIN20081130_135327_000000532074_00182_35306_4669.N1	30-NOV-2008 13:53:27	Straylight	52.500	101	11Alp Lep	2.5820	7000.0	105	35306	No
166	GOM_NL__2PRFIN20081130_135704_000000682074_00182_35306_4670.N1	30-NOV-2008 13:57:04	Straylight	67.500	7	19Bet Ori	0.10000	14000.	135	35306	No
167	GOM_NL__2PRFIN20081130_140006_000000632074_00182_35306_4671.N1	30-NOV-2008 14:00:06	Twilight	63.000	30	46Eps Ori	1.6940	30000.	126	35306	No
168	GOM_NL__2PRFIN20081130_140249_000000602074_00182_35306_4672.N1	30-NOV-2008 14:02:49	Twilight	60.000	27	24Gam Ori	1.6360	26000.	120	35306	No
169	GOM_NL__2PRFIN20081130_140504_000000562074_00182_35306_4673.N1	30-NOV-2008 14:05:04	Bright	55.500	13	87Alp Tau	0.86700	3800.0	111	35306	No
170	GOM_NL__2PRFIN20081130_140903_000000382074_00182_35306_4674.N1	30-NOV-2008 14:09:03	Bright	37.500	150	44Zet Per	2.8900	28000.	75	35306	No
171	GOM_NL__2PRFIN20081130_141128_000000382074_00182_35306_4675.N1	30-NOV-2008 14:11:28	Bright	38.000	149	45Eps Per	2.8880	30000.	76	35306	No
172	GOM_NL__2PRFIN20081130_141521_000000522074_00182_35306_4676.N1	30-NOV-2008 14:15:21	Bright	51.500	6	13Alp Aur	0.080000	3400.0	103	35306	No
173	GOM_NL__2PRFIN20081130_141712_000000512074_00182_35306_4677.N1	30-NOV-2008 14:17:12	Bright	50.500	42	34Bet Aur	1.9000	10200.	101	35306	No
174	GOM_NL__2PRFIN20081130_143133_000000452074_00182_35306_4678.N1	30-NOV-2008 14:31:33	Bright	45.000	36	50Alp UMa	1.8000	6300.0	90	35306	No
175	GOM_NL__2PRFIN20081130_143310_000000472074_00182_35306_4679.N1	30-NOV-2008 14:33:10	Bright	47.000	82	48Bet UMa	2.3650	10600.	94	35306	No
176	GOM_NL__2PRFIN20081130_143446_000000402074_00182_35306_4680.N1	30-NOV-2008 14:34:46	Bright	40.000	32	77Eps UMa	1.7630	11000.	80	35306	No
177	GOM_NL__2PRFIN20081130_143739_000000542074_00182_35306_4681.N1	30-NOV-2008 14:37:39	Bright	54.000	174	52Psi UMa	3.0040	4400.0	108	35306	No
178	GOM_NL__2PRFIN20081130_144019_000000392074_00182_35306_4682.N1	30-NOV-2008 14:40:19	Bright	38.500	152	12Alp2CVn	2.8900	11000.	77	35306	No
179	GOM_NL__2PRFIN20081130_144952_000000552074_00182_35306_4683.N1	30-NOV-2008 14:49:52	Bright	55.000	62	94Bet Leo	2.1360	9700.0	110	35306	No
180	GOM_NL__2PRFIN20081130_145310_000000422074_00182_35306_4684.N1	30-NOV-2008 14:53:10	Bright	41.500	121	29Gam Vir	2.7400	7200.0	83	35306	No
181	GOM_NL__2PRFIN20081130_145849_000000462074_00182_35306_4685.N1	30-NOV-2008 14:58:49	Twilight	45.500	100	4Gam Crv	2.5800	13100.	91	35306	No
182	GOM_NL__2PRFIN20081130_150025_000000472074_00182_35306_4686.N1	30-NOV-2008 15:00:25	Dark	46.500	171	2Eps Crv	3.0010	4250.0	93	35306	No
183	GOM_NL__2PRFIN20081130_151831_000000472074_00183_35307_4680.N1	30-NOV-2008 15:18:31	Dark	47.000	34	Gam2Vel	1.7930	23000.	94	35307	No
184	GOM_NL__2PRFIN20081130_152016_000000532074_00183_35307_4681.N1	30-NOV-2008 15:20:16	Dark	53.000	70	Zet Pup	2.2460	39000.	106	35307	No
185	GOM_NL__2PRFIN20081130_152345_000000602074_00183_35307_4682.N1	30-NOV-2008 15:23:45	Dark	59.500	117	Pi Pup	2.7060	3800.0	119	35307	No
186	GOM_NL__2PRFIN20081130_152611_000000442074_00183_35307_4683.N1	30-NOV-2008 15:26:11	Dark	44.000	88	31Eta CMa	2.4480	20000.	88	35307	No
187	GOM_NL__2PRFIN20081130_152733_000000672074_00183_35307_4684.N1	30-NOV-2008 15:27:33	Dark	67.000	23	21Eps CMa	1.5020	26000.	134	35307	No
188	GOM_NL__2PRFIN20081130_153403_000000532074_00183_35307_4685.N1	30-NOV-2008 15:34:03	Straylight	52.500	101	11Alp Lep	2.5820	7000.0	105	35307	No
189	GOM_NL__2PRFIN20081130_153740_000000622074_00183_35307_4686.N1	30-NOV-2008 15:37:40	Straylight	61.500	7	19Bet Ori	0.10000	14000.	123	35307	No
190	GOM_NL__2PRFIN20081130_154041_000000612074_00183_35307_4687.N1	30-NOV-2008 15:40:41	Twilight	61.000	30	46Eps Ori	1.6940	30000.	122	35307	No
191	GOM_NL__2PRFIN20081130_154325_000000612074_00183_35307_4688.N1	30-NOV-2008 15:43:25	Twilight	60.500	27	24Gam Ori	1.6360	26000.	121	35307	No
192	GOM_NL__2PRFIN20081130_154540_000000542074_00183_35307_4689.N1	30-NOV-2008 15:45:40	Bright	54.000	13	87Alp Tau	0.86700	3800.0	108	35307	No
193	GOM_NL__2PRFIN20081130_154938_000000392074_00183_35307_4690.N1	30-NOV-2008 15:49:38	Bright	38.500	150	44Zet Per	2.8900	28000.	77	35307	No
194	GOM_NL__2PRFIN20081130_155204_000000382074_00183_35307_4691.N1	30-NOV-2008 15:52:04	Bright	38.000	149	45Eps Per	2.8880	30000.	76	35307	No
195	GOM_NL__2PRFIN20081130_155556_000000472074_00183_35307_4692.N1	30-NOV-2008 15:55:56	Bright	47.000	6	13Alp Aur	0.080000	3400.0	94	35307	No
196	GOM_NL__2PRFIN20081130_155747_000000512074_00183_35307_4693.N1	30-NOV-2008 15:57:47	Bright	51.000	42	34Bet Aur	1.9000	10200.	102	35307	No
197	GOM_NL__2PRFIN20081130_161209_000000462074_00183_35307_4694.N1	30-NOV-2008 16:12:09	Bright	46.000	36	50Alp UMa	1.8000	6300.0	92	35307	No
198	GOM_NL__2PRFIN20081130_161345_000000472074_00183_35307_4695.N1	30-NOV-2008 16:13:45	Bright	46.500	82	48Bet UMa	2.3650	10600.	93	35307	No
199	GOM_NL__2PRFIN20081130_161522_000000392074_00183_35307_4696.N1	30-NOV-2008 16:15:22	Bright	39.000	32	77Eps UMa	1.7630	11000.	78	35307	No
200	GOM_NL__2PRFIN20081130_161815_000000502074_00183_35307_4697.N1	30-NOV-2008 16:18:15	Bright	49.500	174	52Psi UMa	3.0040	4400.0	99	35307	No
201	GOM_NL__2PRFIN20081130_162055_000000382074_00183_35307_4698.N1	30-NOV-2008 16:20:55	Bright	38.000	152	12Alp2CVn	2.8900	11000.	76	35307	No
202	GOM_NL__2PRFIN20081130_163029_000000552074_00183_35307_4699.N1	30-NOV-2008 16:30:29	Bright	55.000	62	94Bet Leo	2.1360	9700.0	110	35307	No
203	GOM_NL__2PRFIN20081130_163347_000000442074_00183_35307_4700.N1	30-NOV-2008 16:33:47	Bright	43.500	121	29Gam Vir	2.7400	7200.0	87	35307	No
204	GOM_NL__2PRFIN20081130_163926_000000452074_00183_35307_4701.N1	30-NOV-2008 16:39:26	Twilight	45.000	100	4Gam Crv	2.5800	13100.	90	35307	No
205	GOM_NL__2PRFIN20081130_164102_000000472074_00183_35307_4702.N1	30-NOV-2008 16:41:02	Dark	47.000	171	2Eps Crv	3.0010	4250.0	94	35307	No
206	GOM_NL__2PRFIN20081130_165908_000000502074_00184_35308_4706.N1	30-NOV-2008 16:59:08	Dark	49.500	34	Gam2Vel	1.7930	23000.	99	35308	No
207	GOM_NL__2PRFIN20081130_170053_000000542074_00184_35308_4707.N1	30-NOV-2008 17:00:53	Dark	53.500	70	Zet Pup	2.2460	39000.	107	35308	No
208	GOM_NL__2PRFIN20081130_170422_000000742074_00184_35308_4708.N1	30-NOV-2008 17:04:22	Dark	73.500	117	Pi Pup	2.7060	3800.0	147	35308	No
209	GOM_NL__2PRFIN20081130_170648_000000472074_00184_35308_4709.N1	30-NOV-2008 17:06:48	Dark	47.000	88	31Eta CMa	2.4480	20000.	94	35308	No
210	GOM_NL__2PRFIN20081130_170810_000000692074_00184_35308_4710.N1	30-NOV-2008 17:08:10	Dark	68.500	23	21Eps CMa	1.5020	26000.	137	35308	No
211	GOM_NL__2PRFIN20081130_171439_000000542074_00184_35308_4711.N1	30-NOV-2008 17:14:39	Straylight	53.500	101	11Alp Lep	2.5820	7000.0	107	35308	No
212	GOM_NL__2PRFIN20081130_171816_000000602074_00184_35308_4712.N1	30-NOV-2008 17:18:16	Straylight	59.500	7	19Bet Ori	0.10000	14000.	119	35308	No
213	GOM_NL__2PRFIN20081130_172117_000000632074_00184_35308_4713.N1	30-NOV-2008 17:21:17	Twilight	63.000	30	46Eps Ori	1.6940	30000.	126	35308	No
214	GOM_NL__2PRFIN20081130_172400_000000612074_00184_35308_4714.N1	30-NOV-2008 17:24:00	Twilight	60.500	27	24Gam Ori	1.6360	26000.	121	35308	No
215	GOM_NL__2PRFIN20081130_172616_000000512074_00184_35308_4715.N1	30-NOV-2008 17:26:16	Bright	51.000	13	87Alp Tau	0.86700	3800.0	102	35308	No
216	GOM_NL__2PRFIN20081130_173014_000000392074_00184_35308_4716.N1	30-NOV-2008 17:30:14	Bright	38.500	150	44Zet Per	2.8900	28000.	77	35308	No
217	GOM_NL__2PRFIN20081130_173240_000000512074_00184_35308_4717.N1	30-NOV-2008 17:32:40	Bright	51.000	149	45Eps Per	2.8880	30000.	102	35308	No
218	GOM_NL__2PRFIN20081130_173632_000000482074_00184_35308_4718.N1	30-NOV-2008 17:36:32	Bright	48.000	6	13Alp Aur	0.080000	3400.0	96	35308	No
219	GOM_NL__2PRFIN20081130_173822_000000522074_00184_35308_4719.N1	30-NOV-2008 17:38:22	Bright	52.000	42	34Bet Aur	1.9000	10200.	104	35308	No

220	GOM_NL__2PRFIN20081130_175245_000000452074_00184_35308_4720.N1	30-NOV-2008 17:52:45	Bright	44.500	36	50Alp UMa	1.8000	6300.0	89	35308	No
221	GOM_NL__2PRFIN20081130_175421_000000472074_00184_35308_4721.N1	30-NOV-2008 17:54:21	Bright	46.500	82	48Bet UMa	2.3650	10600.	93	35308	No
222	GOM_NL__2PRFIN20081130_175558_000000372074_00184_35308_4722.N1	30-NOV-2008 17:55:58	Bright	37.000	32	77Eps UMa	1.7630	11000.	74	35308	No
223	GOM_NL__2PRFIN20081130_175851_000000522074_00184_35308_4723.N1	30-NOV-2008 17:58:51	Bright	52.000	174	52Psi UMa	3.0040	4400.0	104	35308	No
224	GOM_NL__2PRFIN20081130_180131_000000402074_00184_35308_4724.N1	30-NOV-2008 18:01:31	Bright	39.500	152	12Alp2CVn	2.8900	11000.	79	35308	No
225	GOM_NL__2PRFIN20081130_181106_000000582074_00184_35308_4725.N1	30-NOV-2008 18:11:06	Bright	58.000	62	94Bet Leo	2.1360	9700.0	116	35308	No
226	GOM_NL__2PRFIN20081130_181423_000000432074_00184_35308_4726.N1	30-NOV-2008 18:14:23	Bright	42.500	121	29Gam Vir	2.7400	7200.0	85	35308	No
227	GOM_NL__2PRFIN20081130_182003_000000462074_00184_35308_4727.N1	30-NOV-2008 18:20:03	Twilight	46.000	100	4Gam Crv	2.5800	13100.	92	35308	No
228	GOM_NL__2PRFIN20081130_182139_000000492074_00184_35308_4728.N1	30-NOV-2008 18:21:39	Dark	48.500	171	2Eps Crv	3.0010	4250.0	97	35308	No
229	GOM_NL__2PRFIN20081130_183945_000000472074_00185_35309_4723.N1	30-NOV-2008 18:39:45	Dark	47.000	34	Gam2Vel	1.7930	23000.	94	35309	No
230	GOM_NL__2PRFIN20081130_184130_000000572074_00185_35309_4724.N1	30-NOV-2008 18:41:30	Dark	56.500	70	Zet Pup	2.2460	39000.	113	35309	No
231	GOM_NL__2PRFIN20081130_184459_000000582074_00185_35309_4725.N1	30-NOV-2008 18:44:59	Dark	57.500	117	Pi Pup	2.7060	3800.0	115	35309	No
232	GOM_NL__2PRFIN20081130_184725_000000472074_00185_35309_4726.N1	30-NOV-2008 18:47:25	Dark	47.000	88	31Eta CMa	2.4480	20000.	94	35309	No
233	GOM_NL__2PRFIN20081130_184846_000000682074_00185_35309_4727.N1	30-NOV-2008 18:48:46	Dark	68.000	23	21Eps CMa	1.5020	26000.	136	35309	No
234	GOM_NL__2PRFIN20081130_185515_000000542074_00185_35309_4728.N1	30-NOV-2008 18:55:15	Straylight	54.000	101	11Alp Lep	2.5820	7000.0	108	35309	No
235	GOM_NL__2PRFIN20081130_185852_000000632074_00185_35309_4729.N1	30-NOV-2008 18:58:52	Straylight	63.000	7	19Bet Ori	0.10000	14000.	126	35309	No
236	GOM_NL__2PRFIN20081130_190153_000000652074_00185_35309_4730.N1	30-NOV-2008 19:01:53	Twilight	64.500	30	46Eps Ori	1.6940	30000.	129	35309	No
237	GOM_NL__2PRFIN20081130_190436_000000592074_00185_35309_4731.N1	30-NOV-2008 19:04:36	Twilight	58.500	27	24Gam Ori	1.6360	26000.	117	35309	No
238	GOM_NL__2PRFIN20081130_190651_000000552074_00185_35309_4732.N1	30-NOV-2008 19:06:51	Bright	54.500	13	87Alp Tau	0.86700	3800.0	109	35309	No
239	GOM_NL__2PRFIN20081130_191050_000000382074_00185_35309_4733.N1	30-NOV-2008 19:10:50	Bright	38.000	150	44Zet Per	2.8900	28000.	76	35309	No
240	GOM_NL__2PRFIN20081130_191316_000000402074_00185_35309_4734.N1	30-NOV-2008 19:13:16	Bright	39.500	149	45Eps Per	2.8880	30000.	79	35309	No
241	GOM_NL__2PRFIN20081130_191707_000000492074_00185_35309_4735.N1	30-NOV-2008 19:17:07	Bright	48.500	6	13Alp Aur	0.080000	3400.0	97	35309	No
242	GOM_NL__2PRFIN20081130_191857_000000512074_00185_35309_4736.N1	30-NOV-2008 19:18:57	Bright	51.000	42	34Bet Aur	1.9000	10200.	102	35309	No
243	GOM_NL__2PRFIN20081130_193320_000000462074_00185_35309_4737.N1	30-NOV-2008 19:33:20	Bright	45.500	36	50Alp UMa	1.8000	6300.0	91	35309	No
244	GOM_NL__2PRFIN20081130_193456_000000442074_00185_35309_4738.N1	30-NOV-2008 19:34:56	Bright	43.500	82	48Bet UMa	2.3650	10600.	87	35309	No
245	GOM_NL__2PRFIN20081130_193634_000000382074_00185_35309_4739.N1	30-NOV-2008 19:36:34	Bright	37.500	32	77Eps UMa	1.7630	11000.	75	35309	No
246	GOM_NL__2PRFIN20081130_193927_000000542074_00185_35309_4740.N1	30-NOV-2008 19:39:27	Bright	53.500	174	52Psi UMa	3.0040	4400.0	107	35309	No
247	GOM_NL__2PRFIN20081130_194207_000000382074_00185_35309_4741.N1	30-NOV-2008 19:42:07	Bright	38.000	152	12Alp2CVn	2.8900	11000.	76	35309	No
248	GOM_NL__2PRFIN20081130_195142_000000562074_00185_35309_4742.N1	30-NOV-2008 19:51:42	Bright	55.500	62	94Bet Leo	2.1360	9700.0	111	35309	No
249	GOM_NL__2PRFIN20081130_195500_000000432074_00185_35309_4743.N1	30-NOV-2008 19:55:00	Bright	42.500	121	29Gam Vir	2.7400	7200.0	85	35309	No
250	GOM_NL__2PRFIN20081130_200040_000000452074_00185_35309_4744.N1	30-NOV-2008 20:00:40	Twilight	45.000	100	4Gam Crv	2.5800	13100.	90	35309	No
251	GOM_NL__2PRFIN20081130_200216_000000462074_00185_35309_4745.N1	30-NOV-2008 20:02:16	Dark	46.000	171	2Eps Crv	3.0010	4250.0	92	35309	No
252	GOM_NL__2PRFIN20081130_202021_000000482074_00186_35310_4739.N1	30-NOV-2008 20:20:21	Dark	47.500	34	Gam2Vel	1.7930	23000.	95	35310	No
253	GOM_NL__2PRFIN20081130_202207_000000572074_00186_35310_4740.N1	30-NOV-2008 20:22:07	Dark	57.000	70	Zet Pup	2.2460	39000.	114	35310	No
254	GOM_NL__2PRFIN20081130_202535_000000582074_00186_35310_4741.N1	30-NOV-2008 20:25:35	Dark	58.000	117	Pi Pup	2.7060	3800.0	116	35310	No

3. Quality information per product

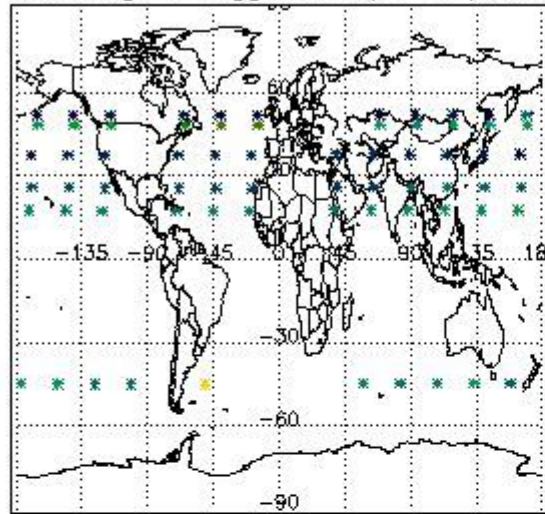
In this section it is plotted some information contained in the Quality Summary data set of the level 2 products. Only products in dark limb conditions and without errors (error flag in the MPH set to "0") are used.

3.1 Plot quality information per product (time dependant)

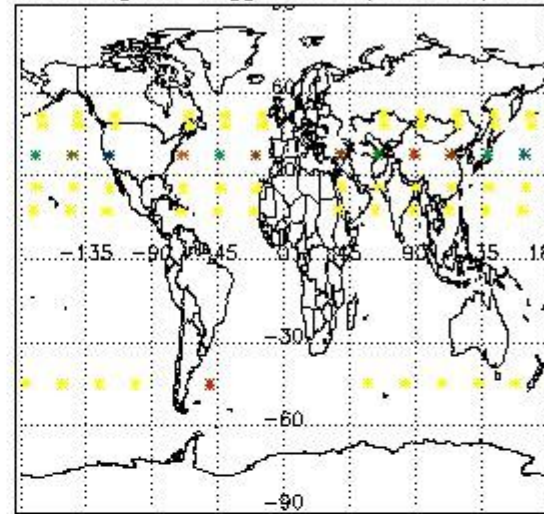


3.2 Plot quality information per product (world map)

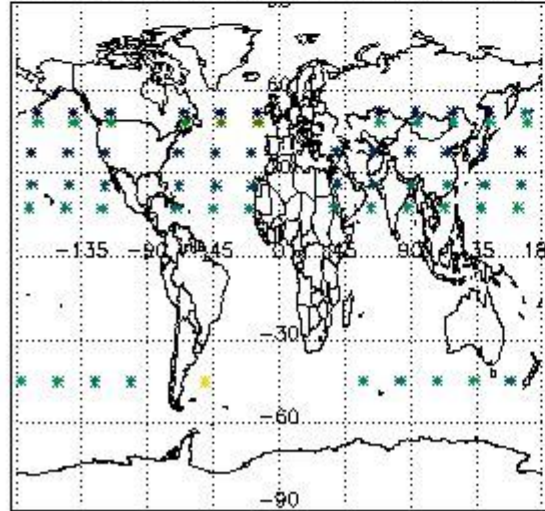
Percentage of flagged data per O3 profile



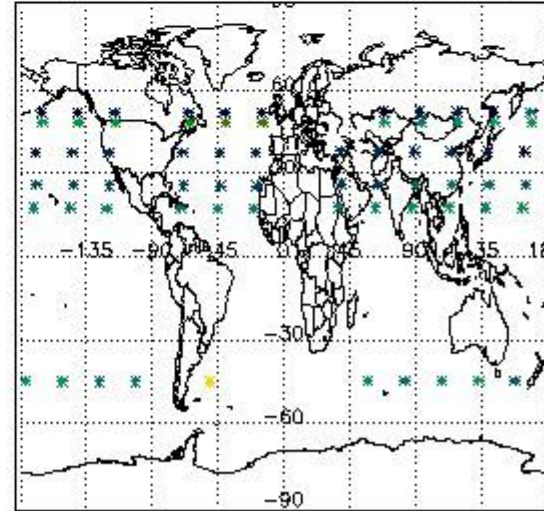
Percentage of flagged data per H2O profile



Percentage of flagged data per NO2 profile



Percentage of flagged data per NO3 profile

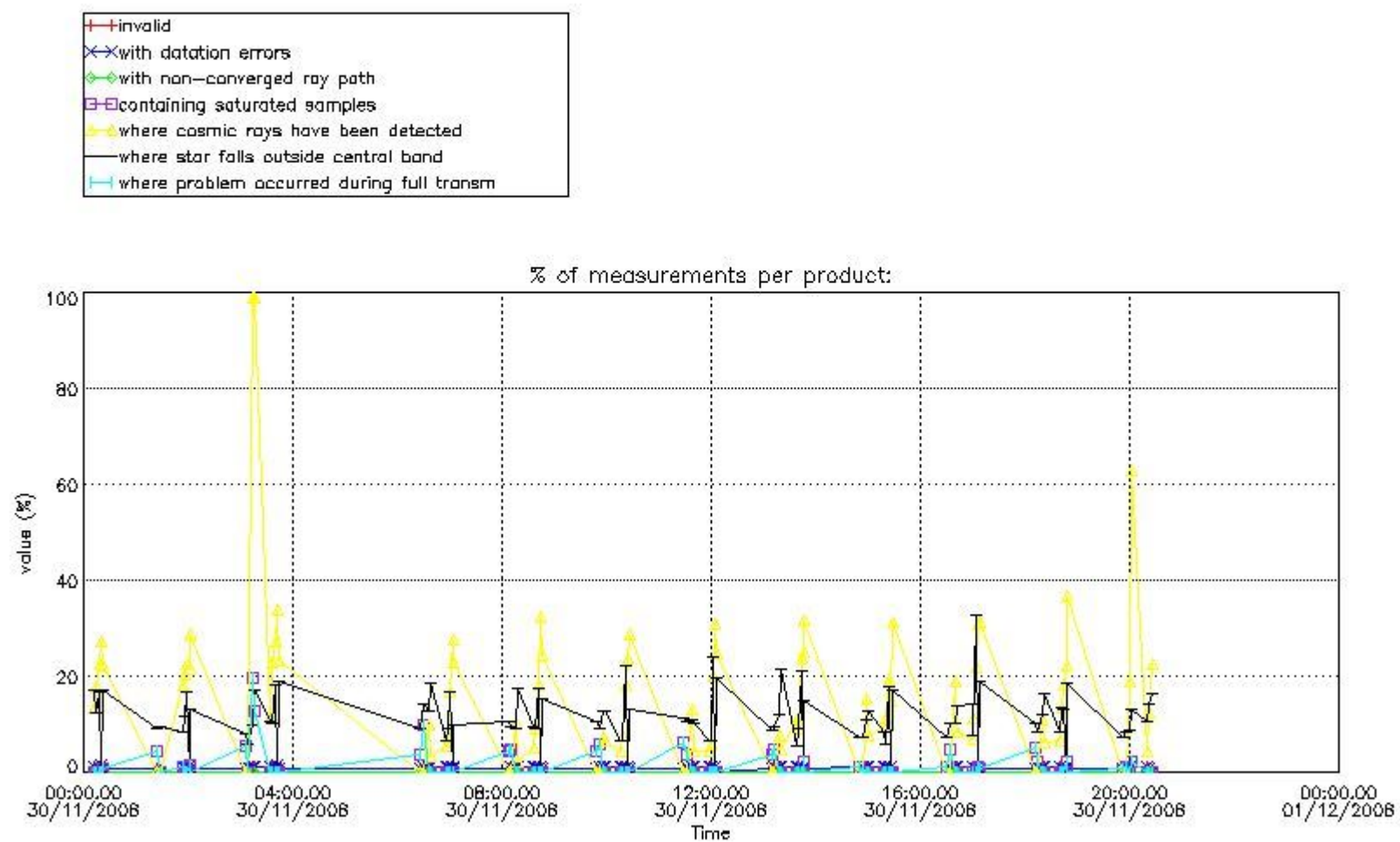


4. Level 1 quality information per product

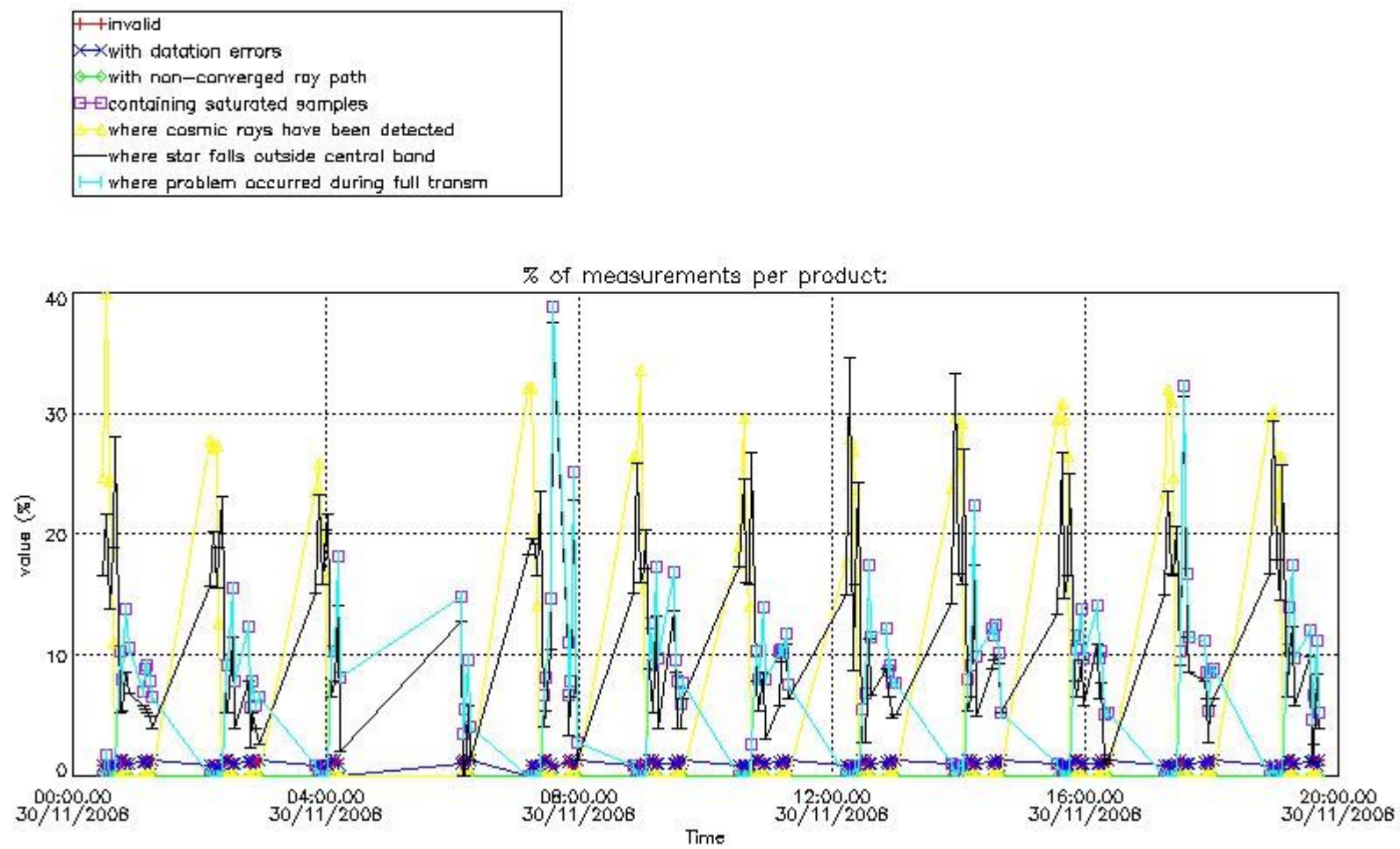
In this section it is plotted some information contained in the Quality Summary data set of the level 2 products that comes from the level 1b processing. Products without errors (error flag in the MPH set to "0") are used.

4.1 Plot quality information per product (time dependant) coming from level 1b processing

4.1.1 Plot level 1 quality information per product (time dependant): ENVISAT ASCENDING passes



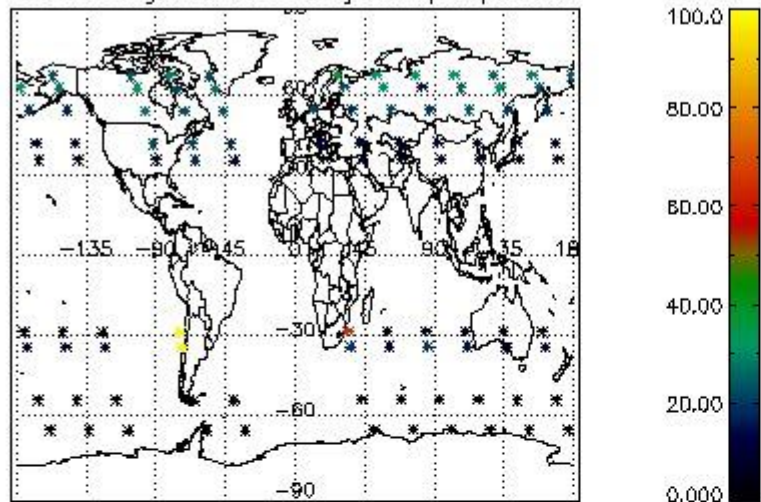
4.1.2 Plot level 1 quality information per product (time dependant): ENVI SAT DESCENDING passes



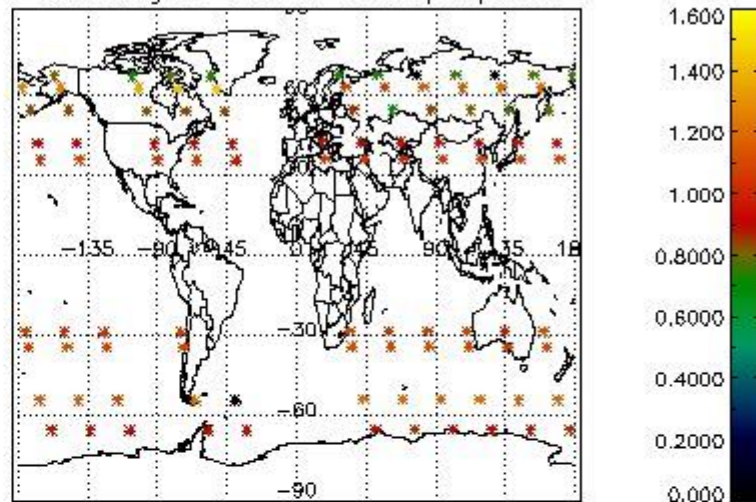
4.2 Plot quality information per product coming from level 1b processing (world map)

4.2.1 Plot level 1 quality information per product (world map): ENVISAT ASCENDING passes

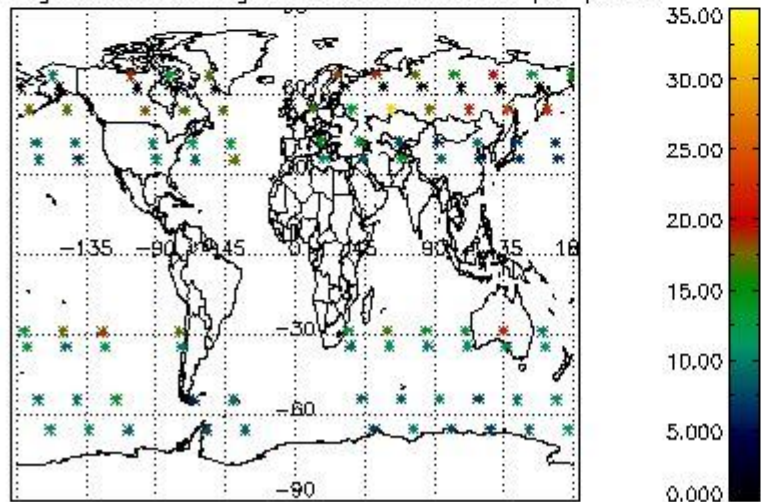
Percentage of cosmic ray hits per profile



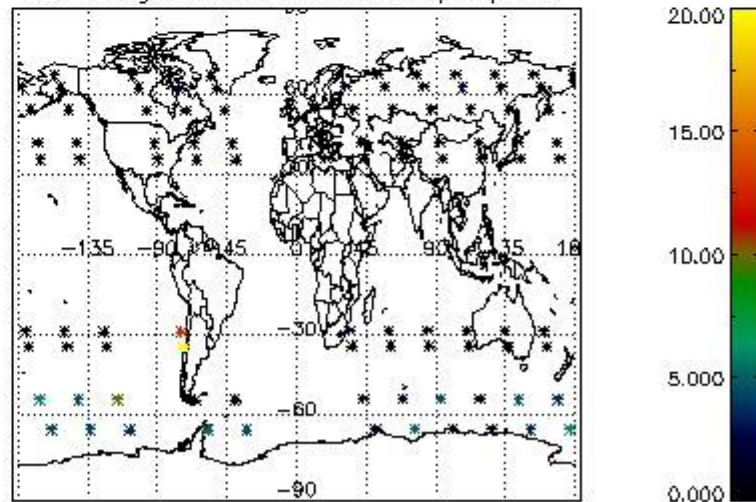
Percentage of datation errors per profile



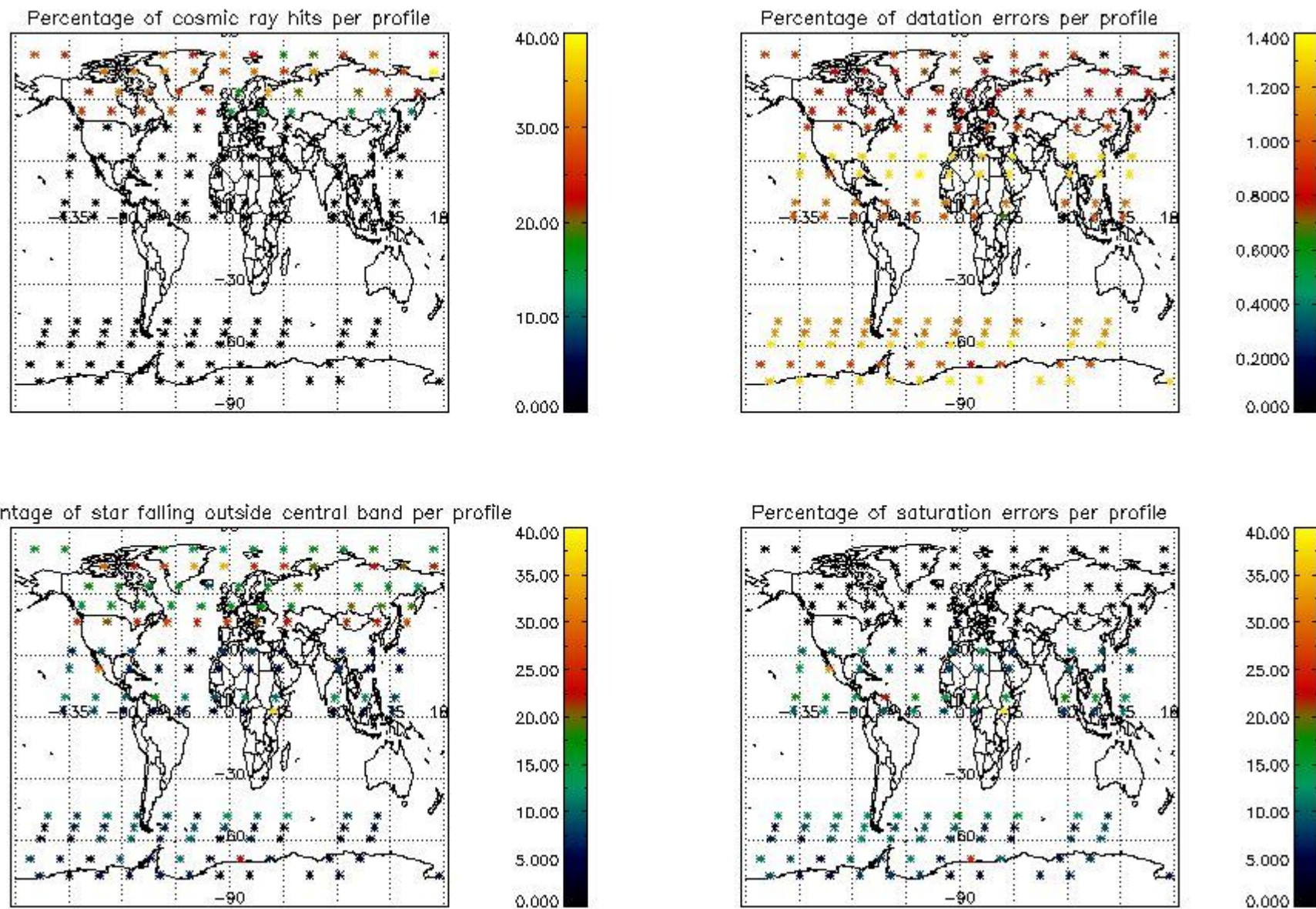
Percentage of star falling outside central band per profile



Percentage of saturation errors per profile



4.2.2 Plot level 1 quality information per product (world map): ENVISAT DESCENDING passes



5. Trace gas profiles

5.1 Ozone statistics based on quality of products

The final quality of the products can be "measured" using the STD (Standard Deviation) attached to every point profile. This information is written to the parameter GOM_NL__2P/NL_LOCAL_SPECIES_DENSITY/o3_std of the level 2 products. The table below shows the statistics for given STD ranges.

The statistics are given with respect to the overall valid production:

- Products without fatal errors: GOM_NL__2P/MPH/PRODUCT_ERR=0
- Valid point profile: GOM_NL__2P/NL_LOCAL_SPECIES_DENSITY/pcd(0)=0

The 'Criteria' is applied to valid points of dark limb products:

- Products in dark limb illumination condition: GOM_NL__2P/NL_SUMMARY_QUALITY/obs_ill_cond=0
- Products without fatal errors: GOM_NL__2P/MPH/PRODUCT_ERR=0
- Valid point profile: GOM_NL__2P/NL_LOCAL_SPECIES_DENSITY/pcd(0)=0

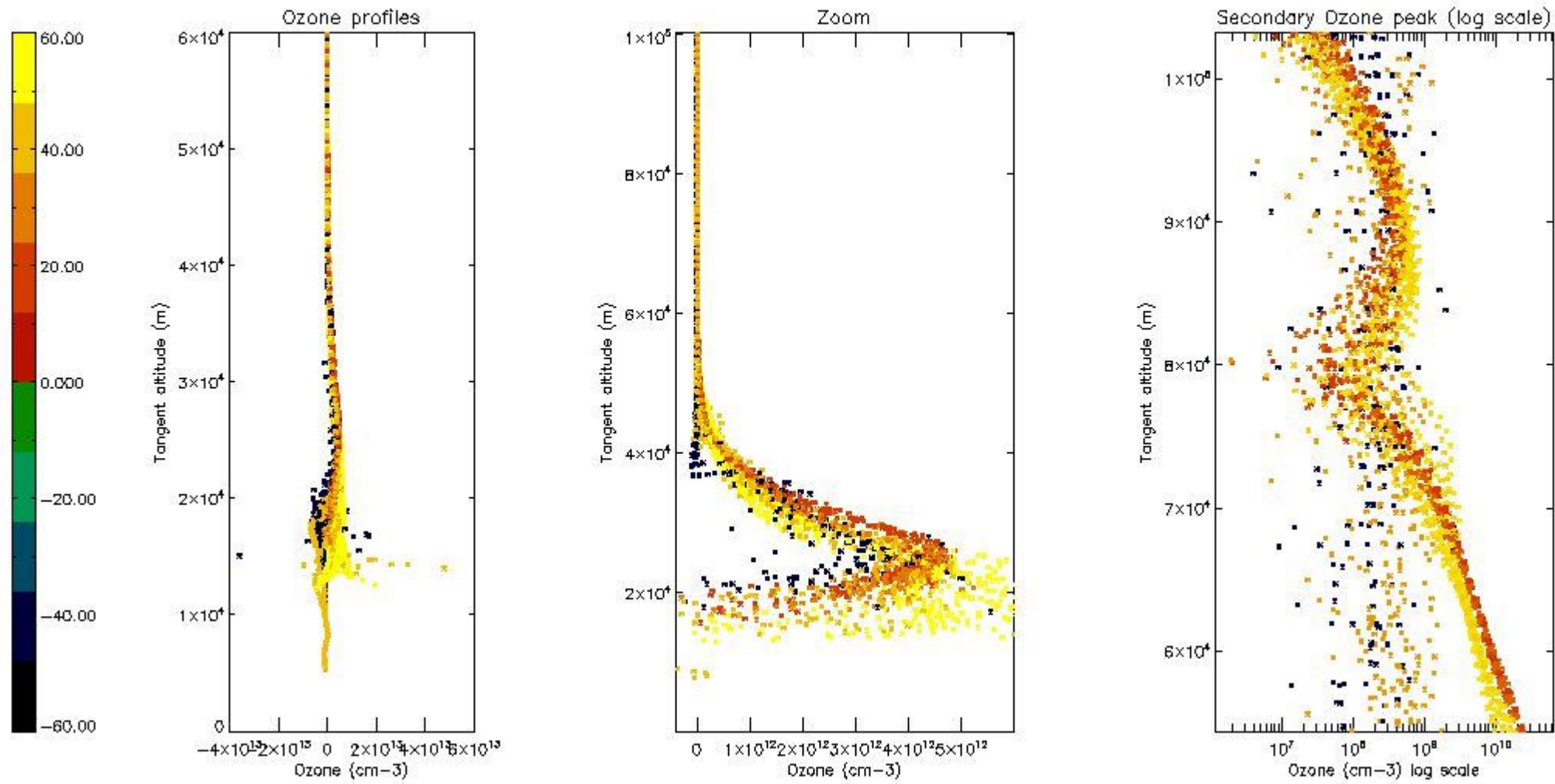
So, the table below shows the percentage of dark limb and valid observations for each criteria with respect to the overall valid daily observations.

Criteria	% of total production
All STD	29
STD < 20	16

STD < 10	13
STD < 5	10

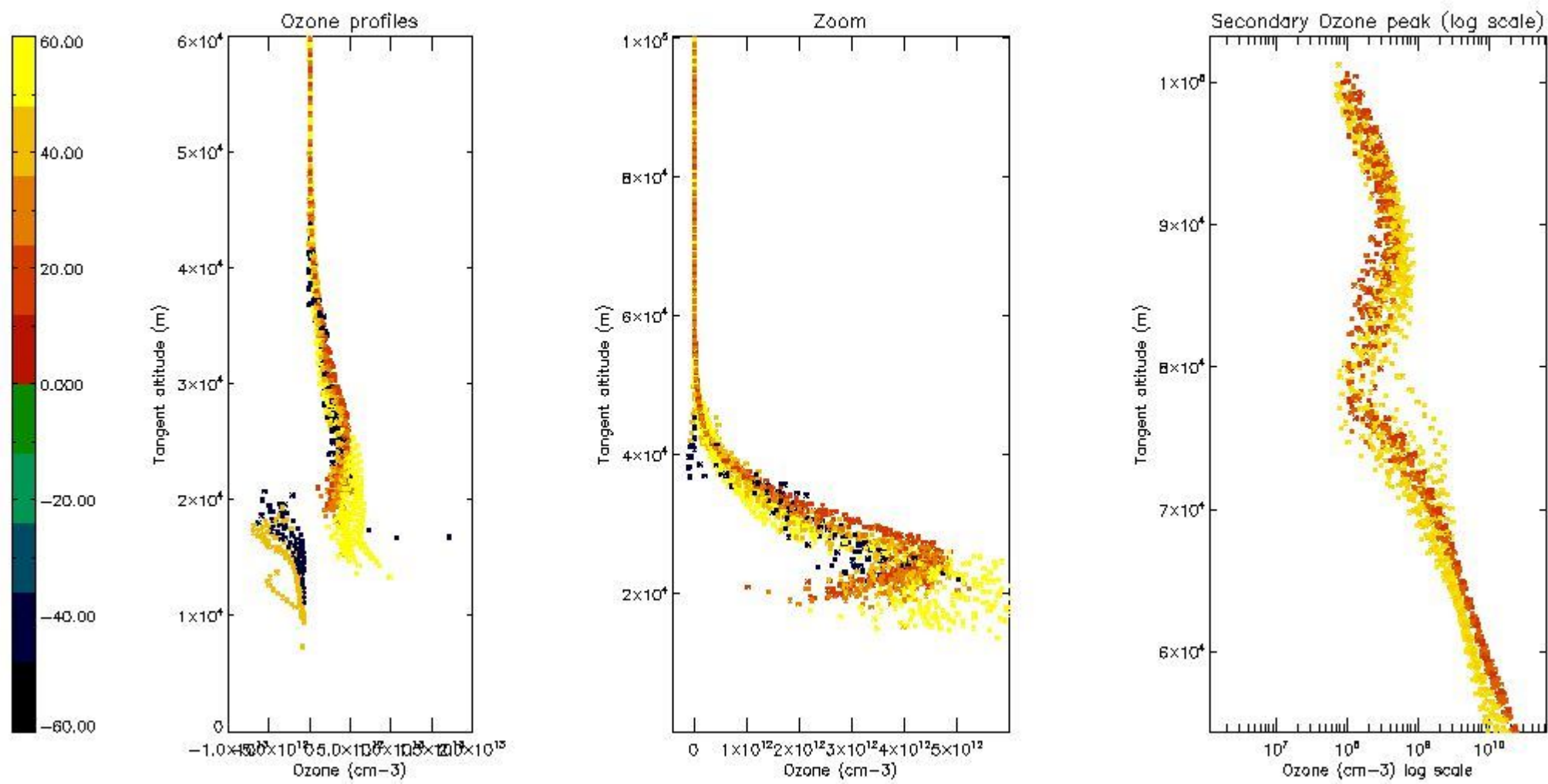
5.2 Plot ozone profiles for all STD (dark without errors)

The colorbar represents the latitude.



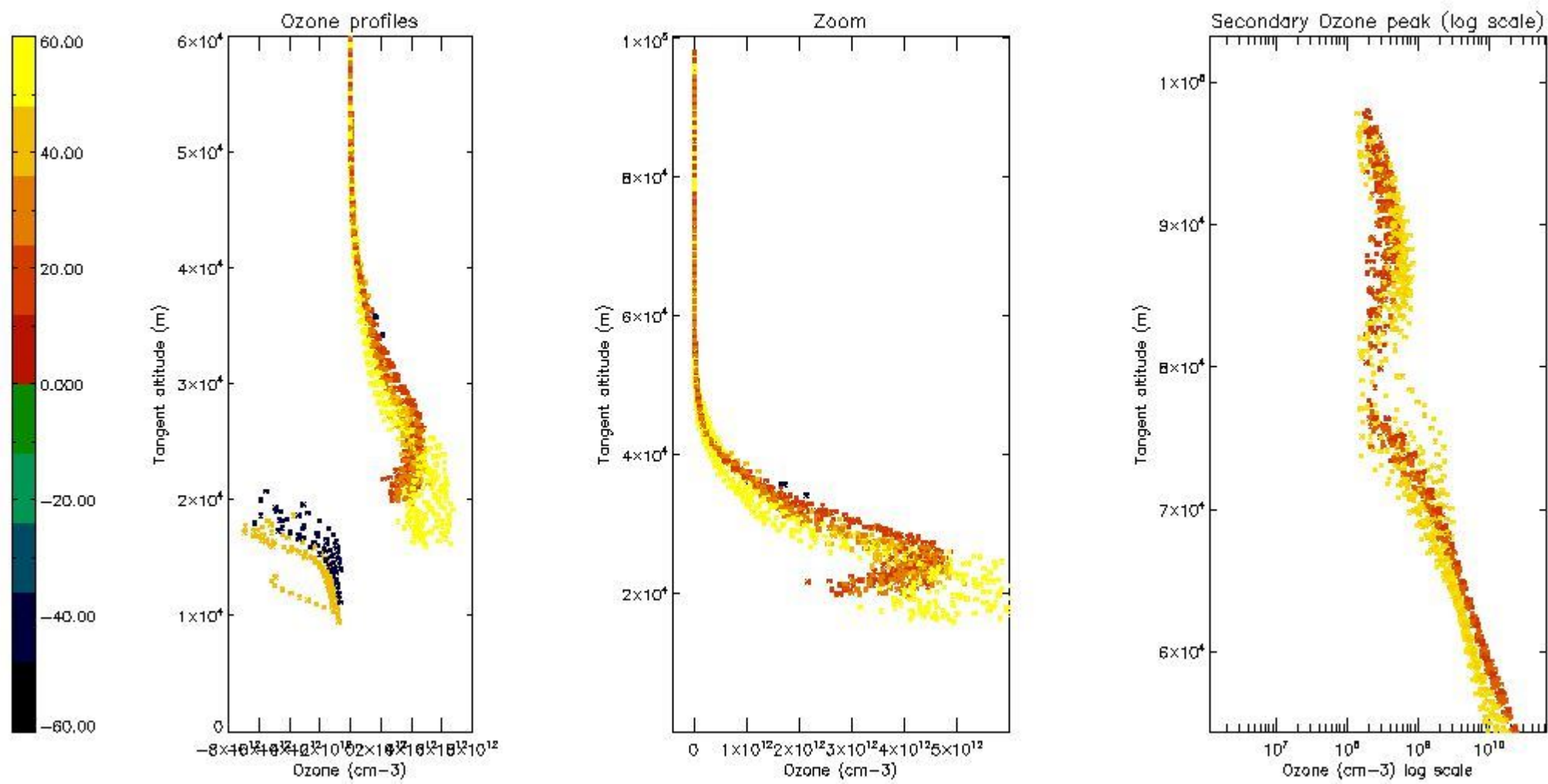
5.3 Plot ozone profiles where STD < 20% (dark without errors)

The colorbar represents the latitude.



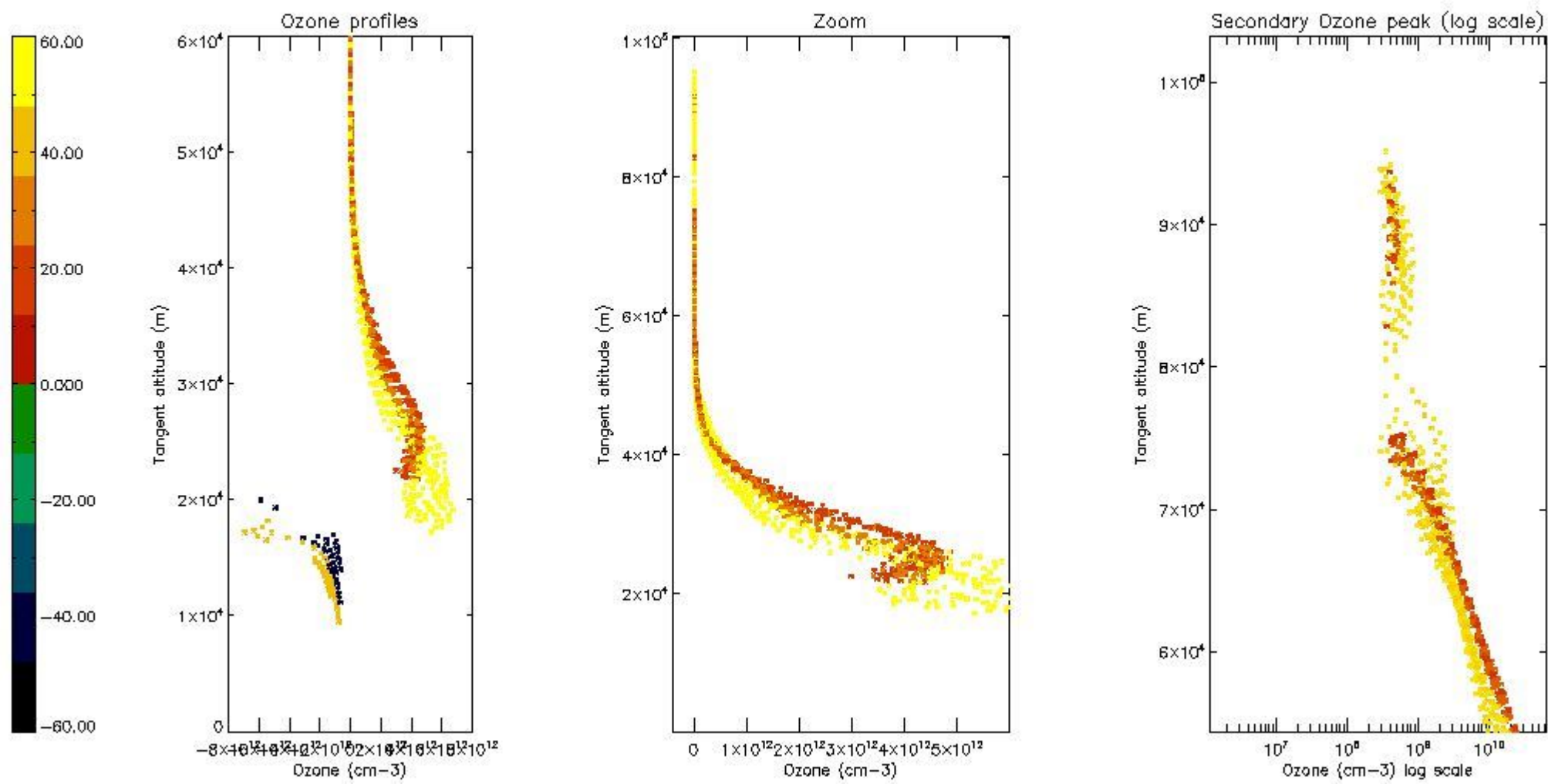
5.4 Plot ozone profiles where $STD < 10\%$ (dark without errors)

The colorbar represents the latitude.



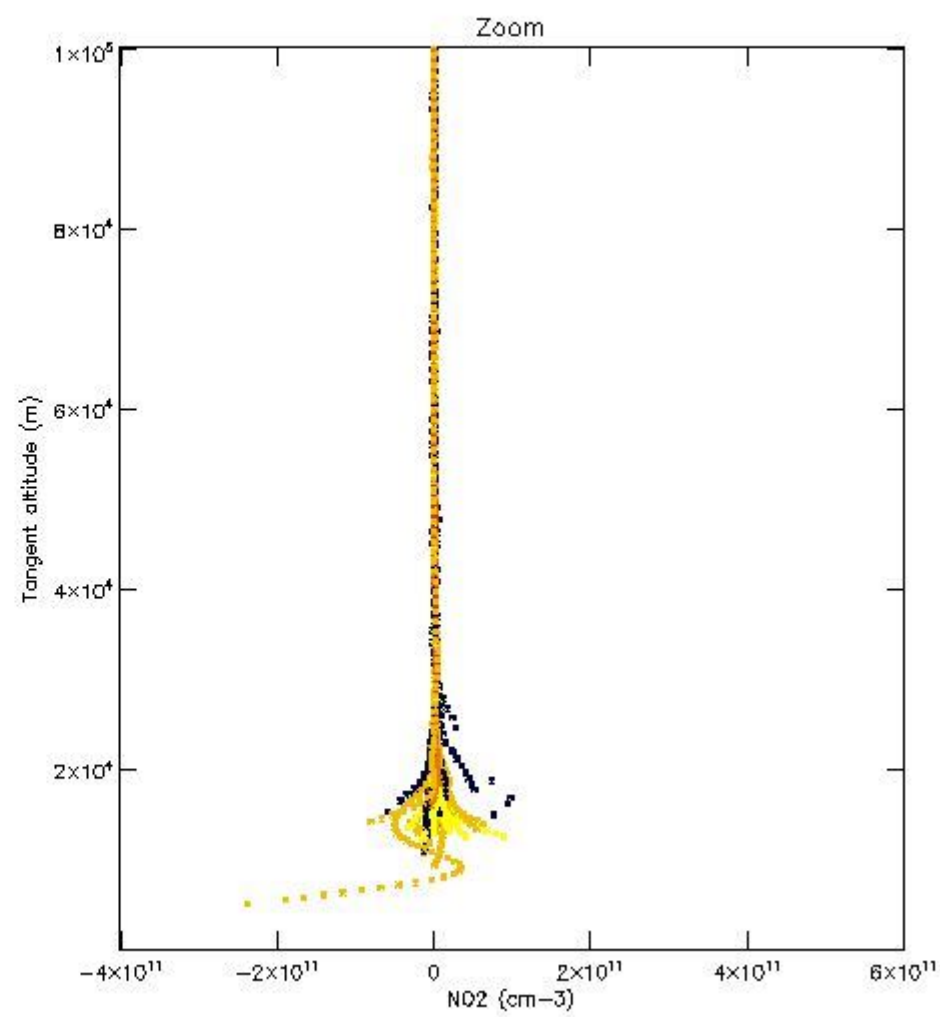
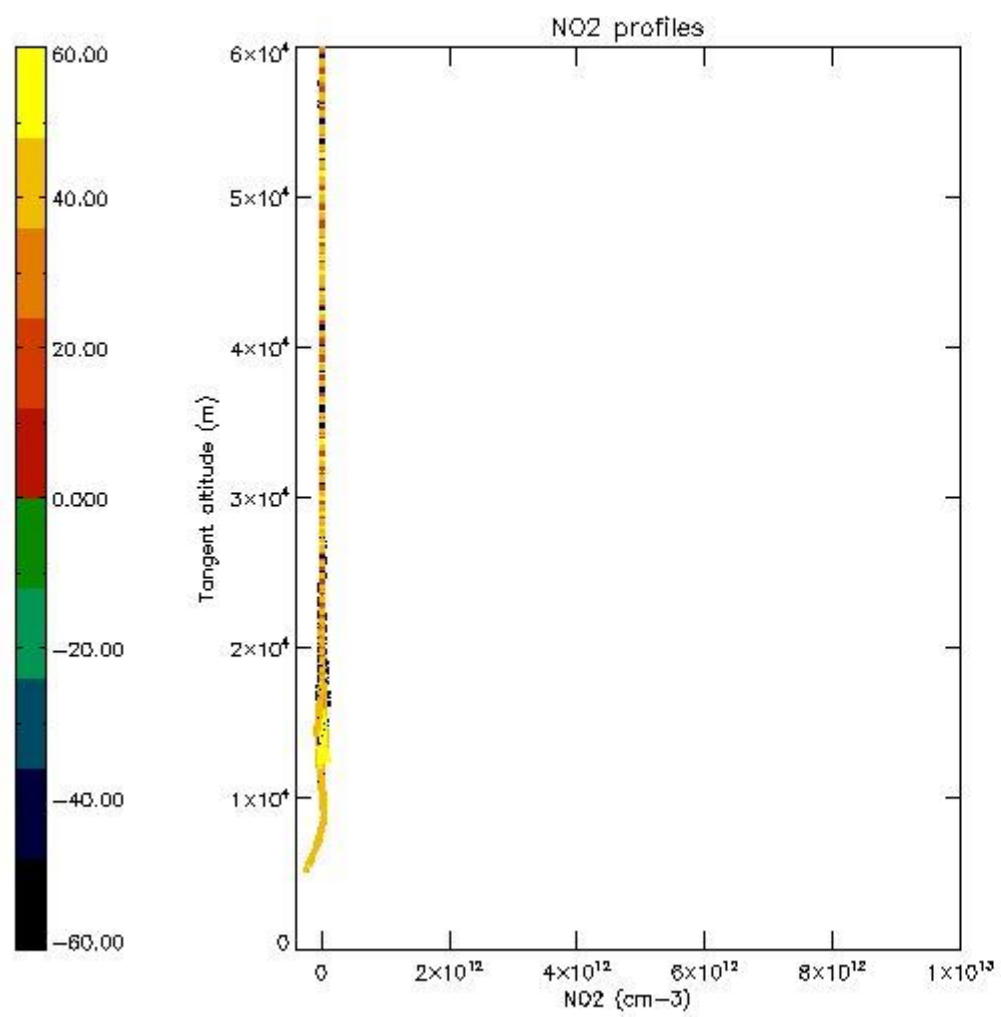
5.5 Plot ozone profiles where STD < 5% (dark without errors)

The colorbar represents the latitude.



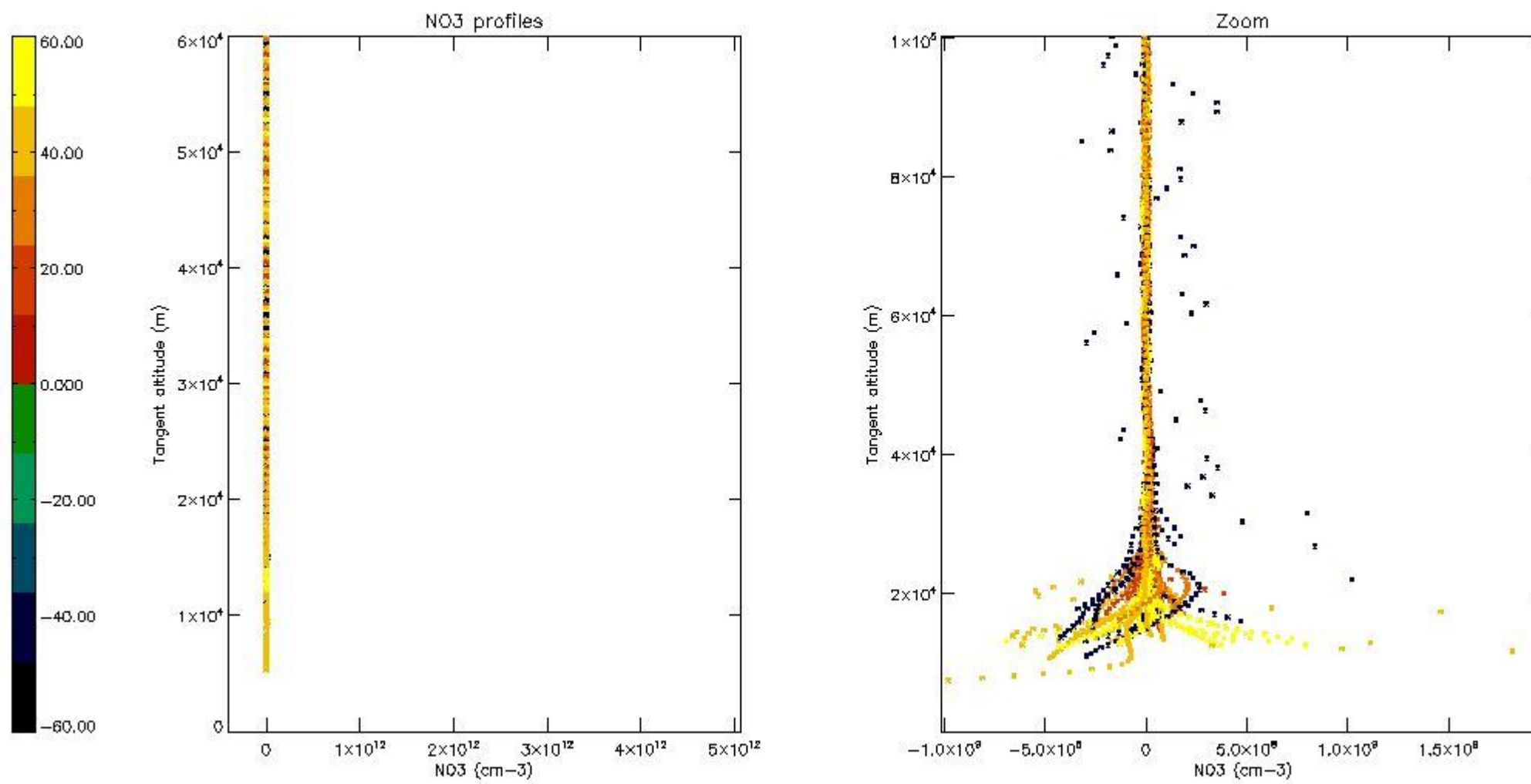
5.6 Plot NO₂ profiles for all STD (dark without errors)

The colorbar represents the latitude.



5.7 Plot NO3 profiles for all STD (dark without errors)

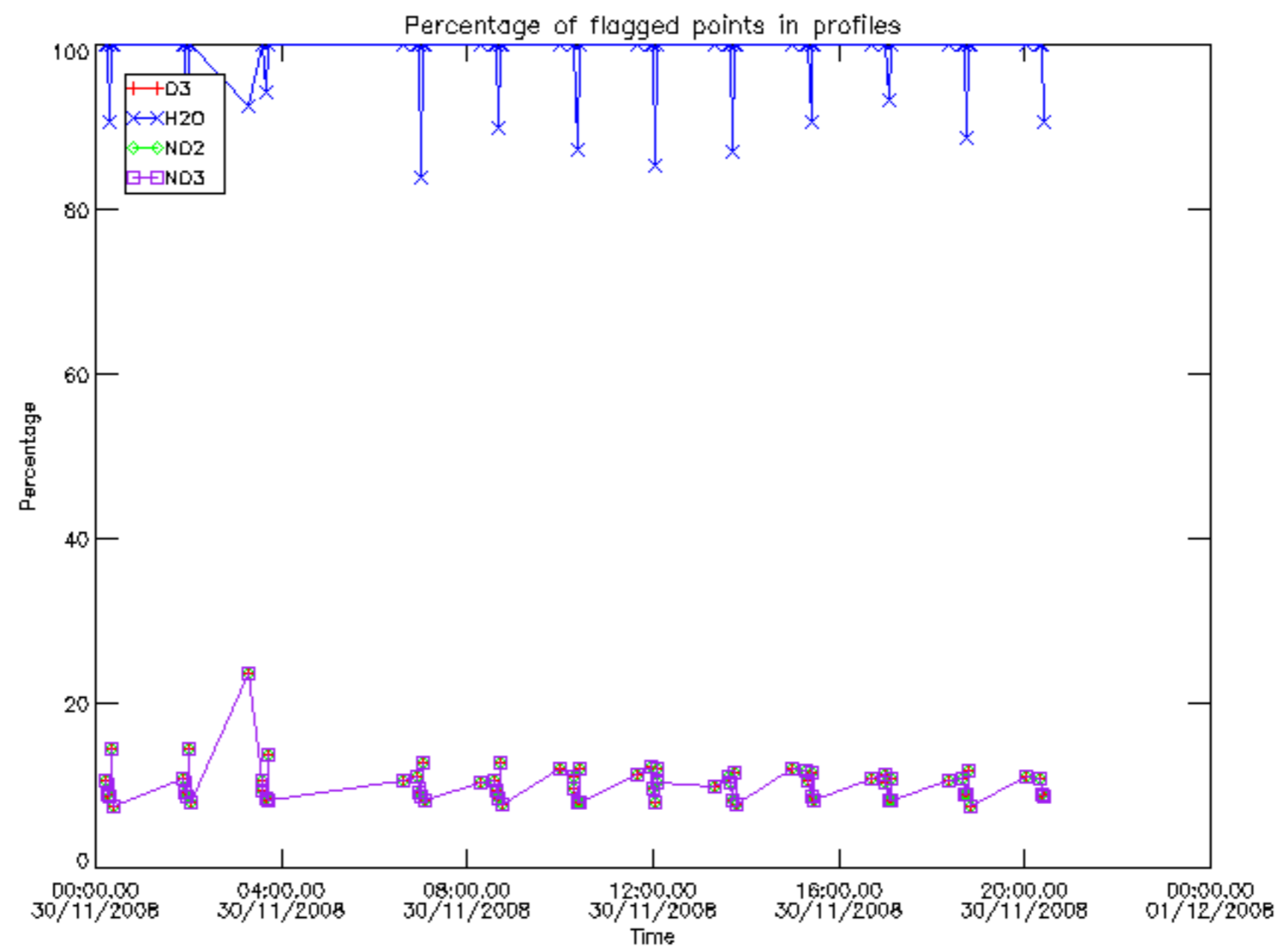
The colorbar represents the latitude.



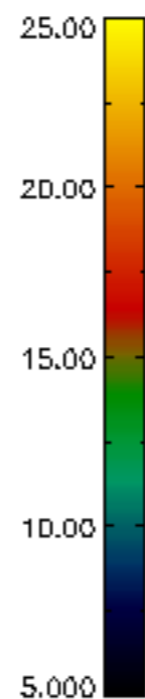
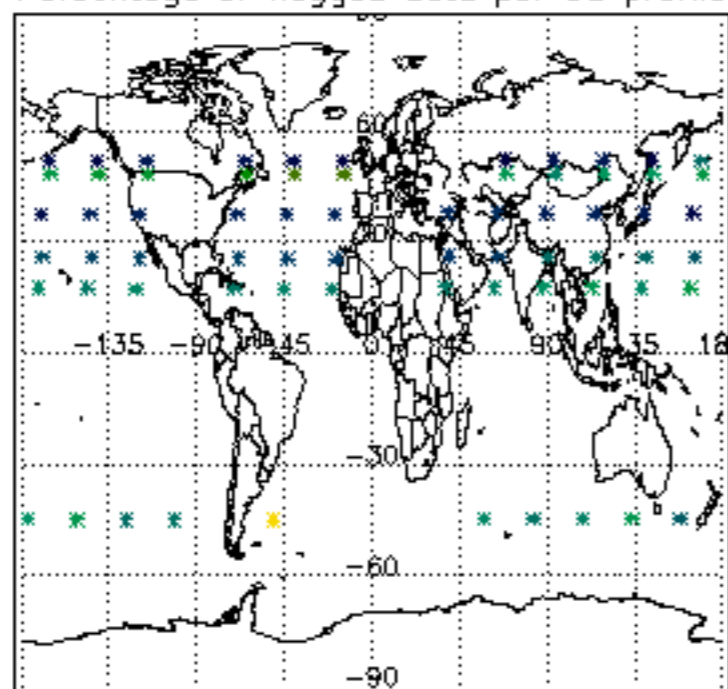
6. Auxiliary Data Files used for the production reported in section 2

The number reported in the third column indicates since which file (see list in section 2) the corresponding auxiliary file has been used. The fourth column is the date of those product files.

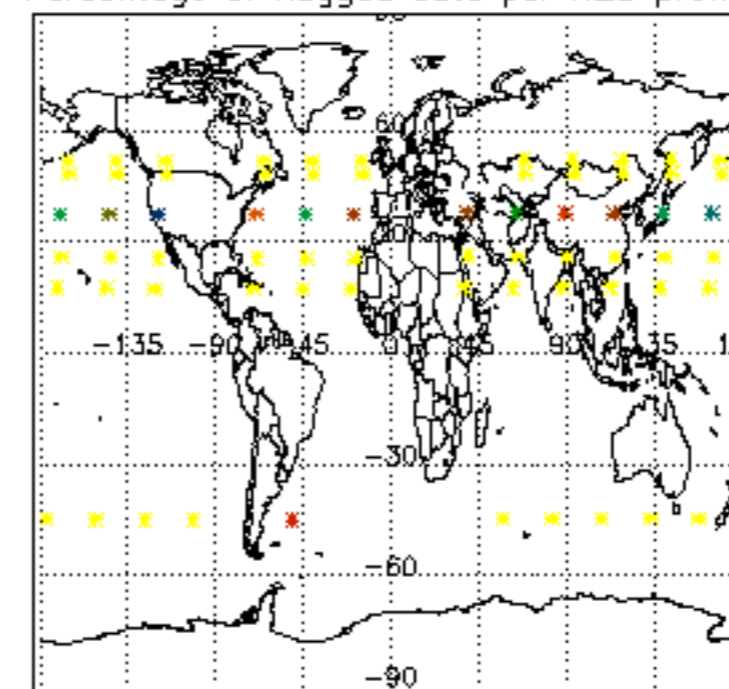
Type	Auxiliary Filename	Used since product	Used since product date
INST_PHYS_CHARACTERISTICS	GOM_INS_AXVIEC20091111_143220_20030716_120000_20500101_000000	1	30-NOV-2008 00:12:59
LEVEL-2_PROC_CONFIG	GOM_PR2_AXVIEC20091111_152718_20020301_000000_20500101_000000	1	30-NOV-2008 00:12:59
CROSS_SECTIONS_FILE	GOM_CRS_AXVIEC20091111_154832_20020301_000000_20500101_000000	1	30-NOV-2008 00:12:59



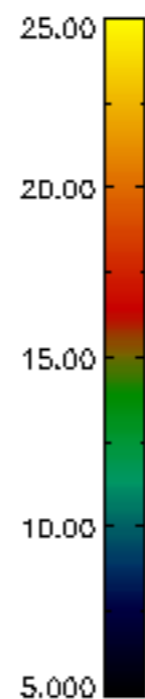
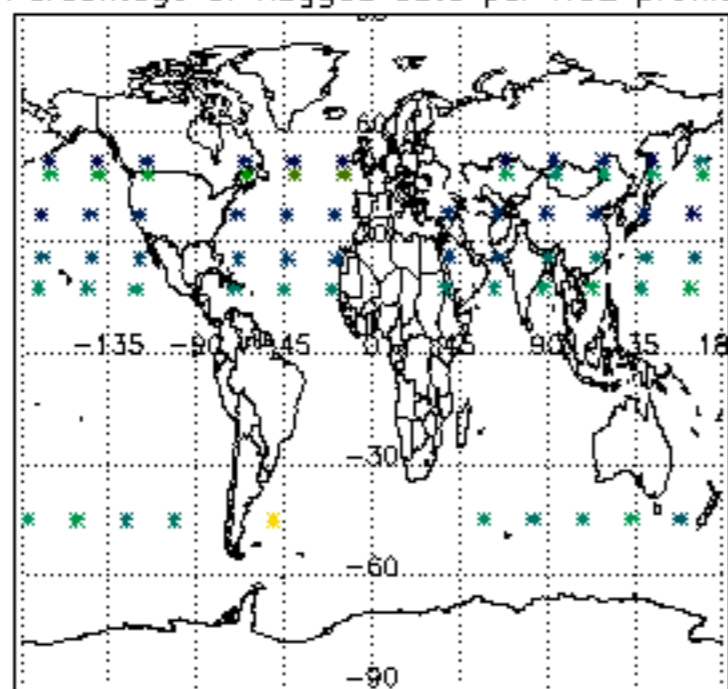
Percentage of flagged data per D3 profile



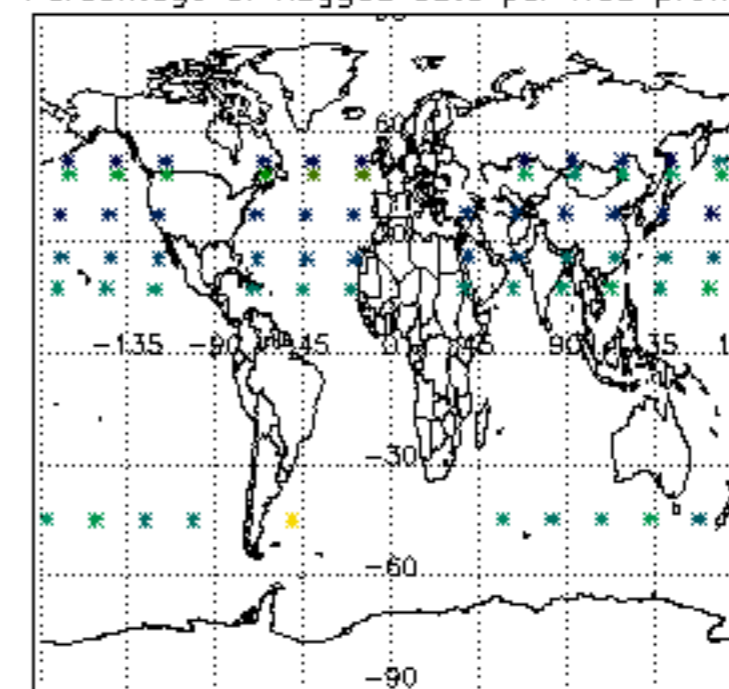
Percentage of flagged data per H2O profile

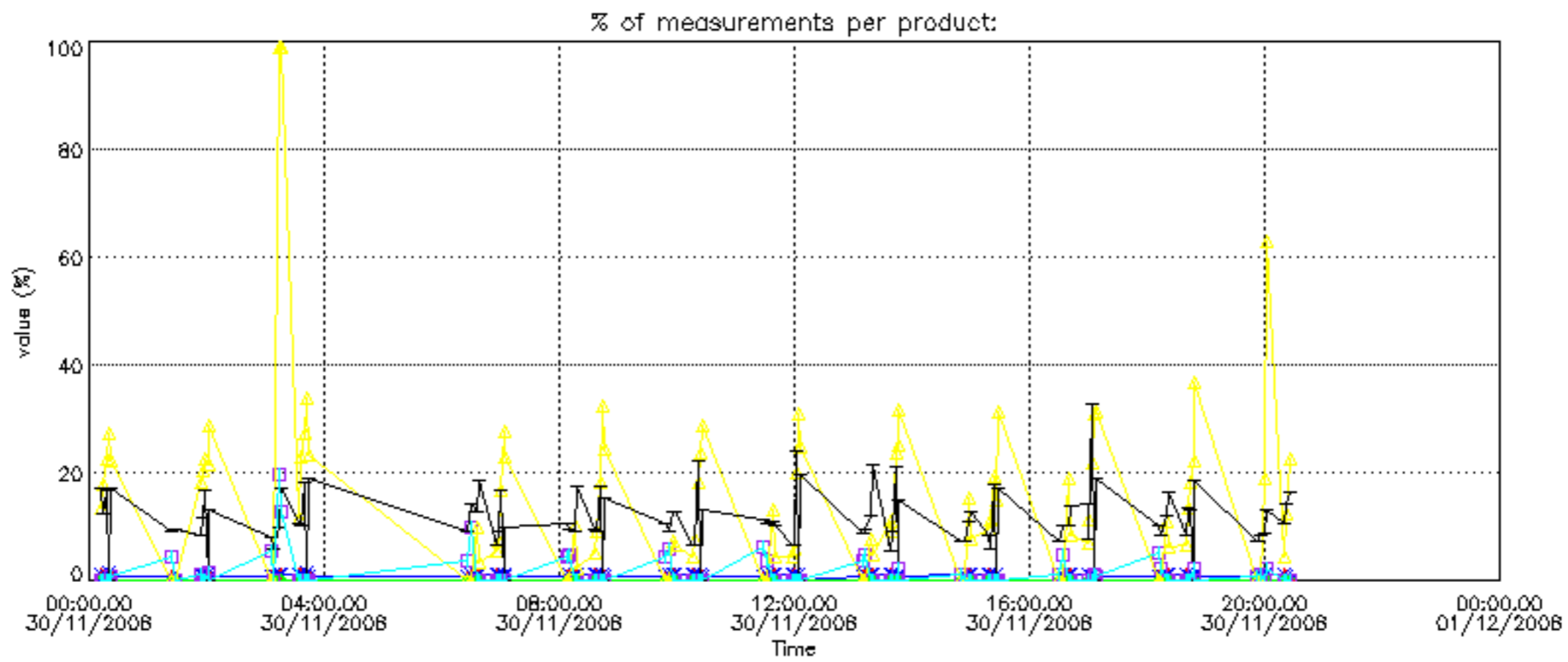


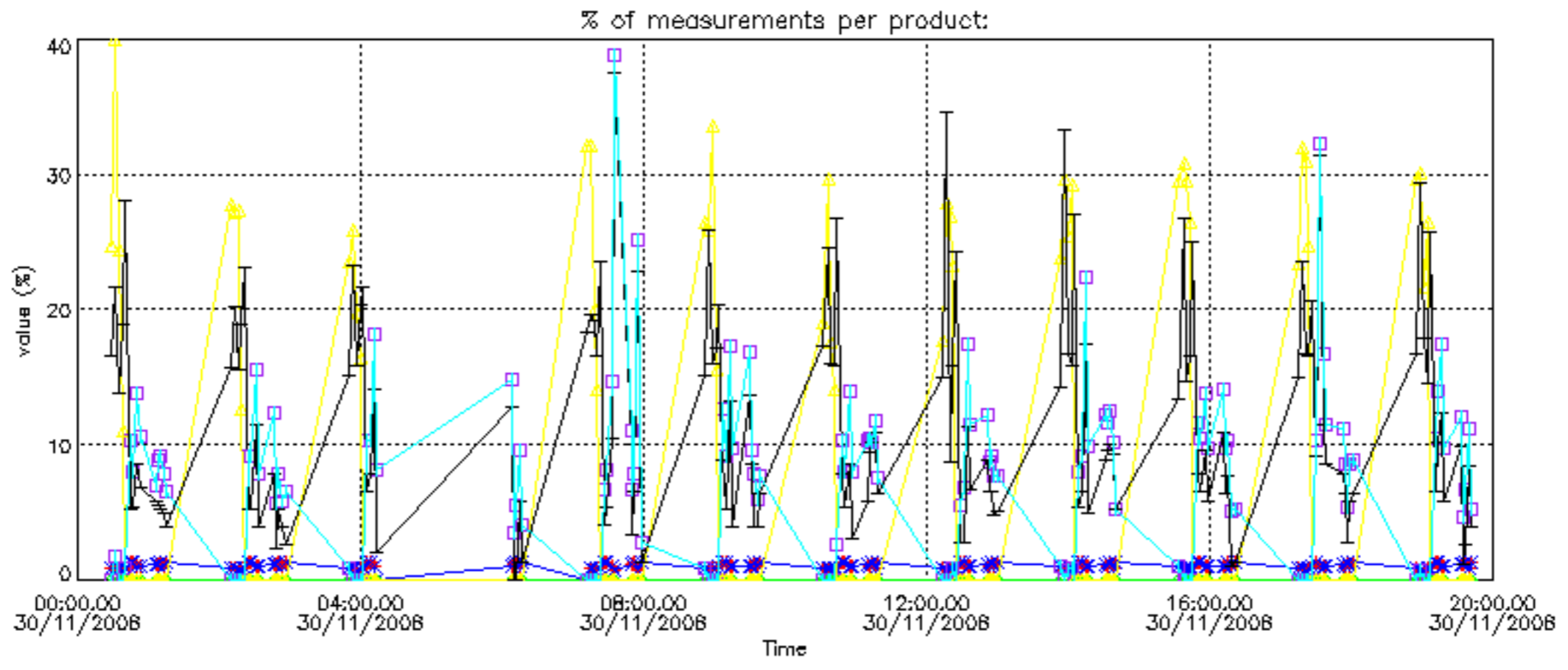
Percentage of flagged data per NO2 profile



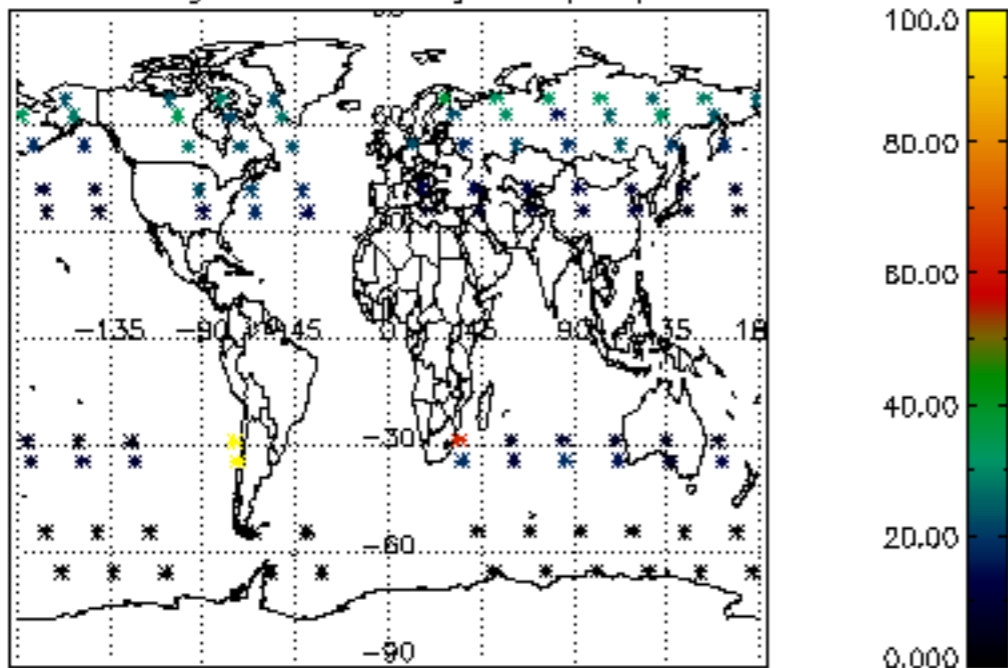
Percentage of flagged data per NO3 profile



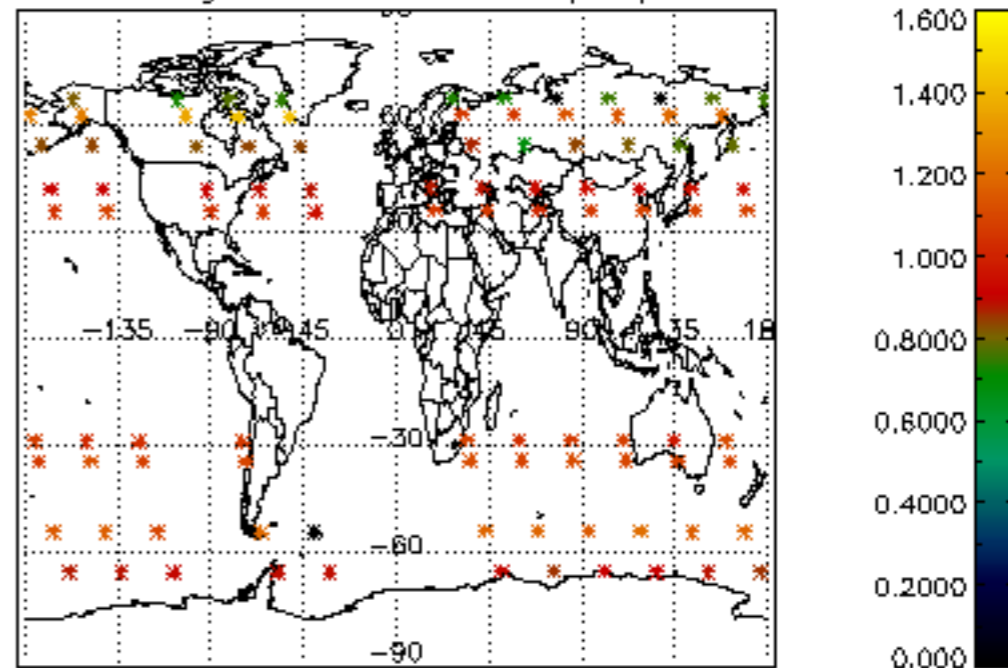




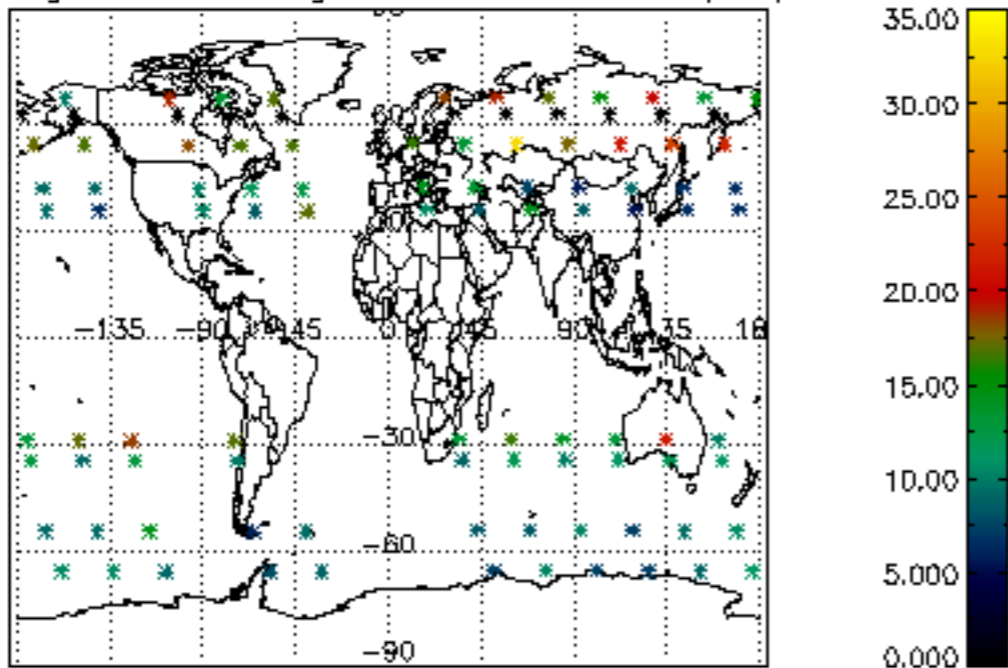
Percentage of cosmic ray hits per profile



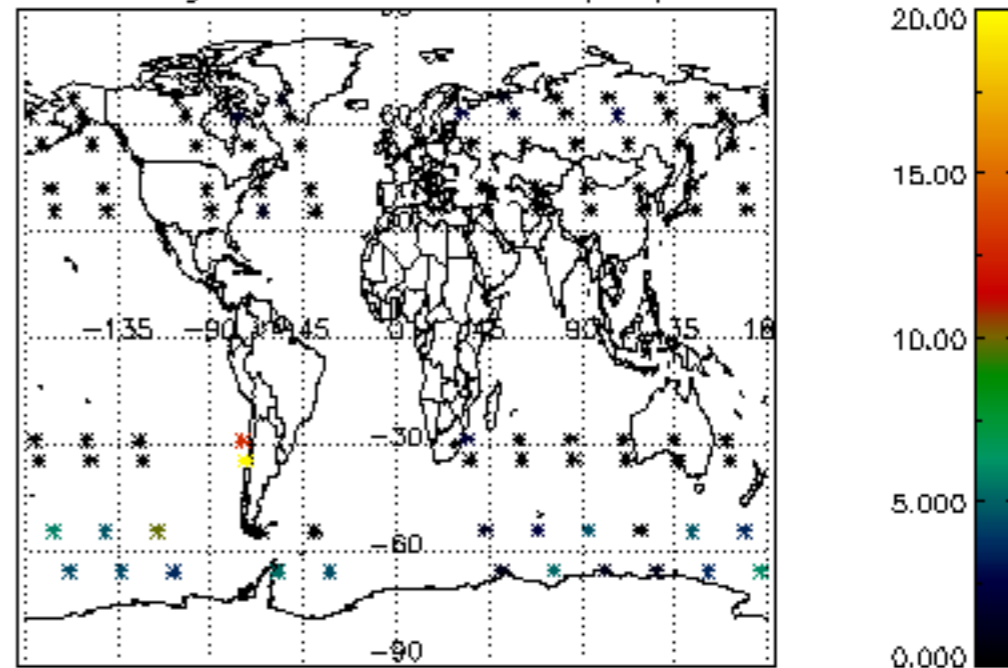
Percentage of datation errors per profile



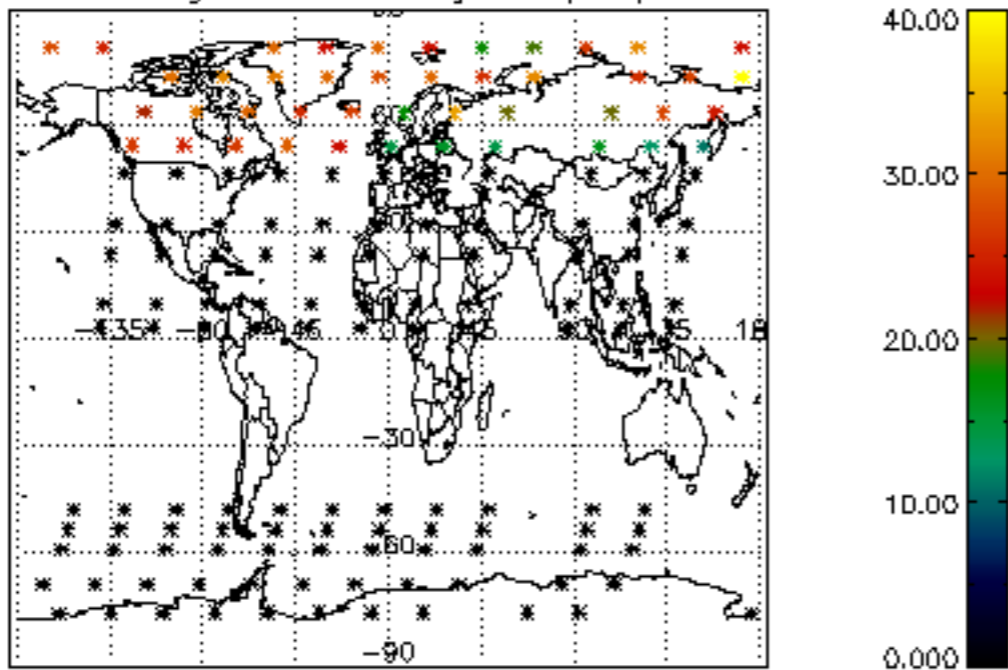
Percentage of star falling outside central band per profile



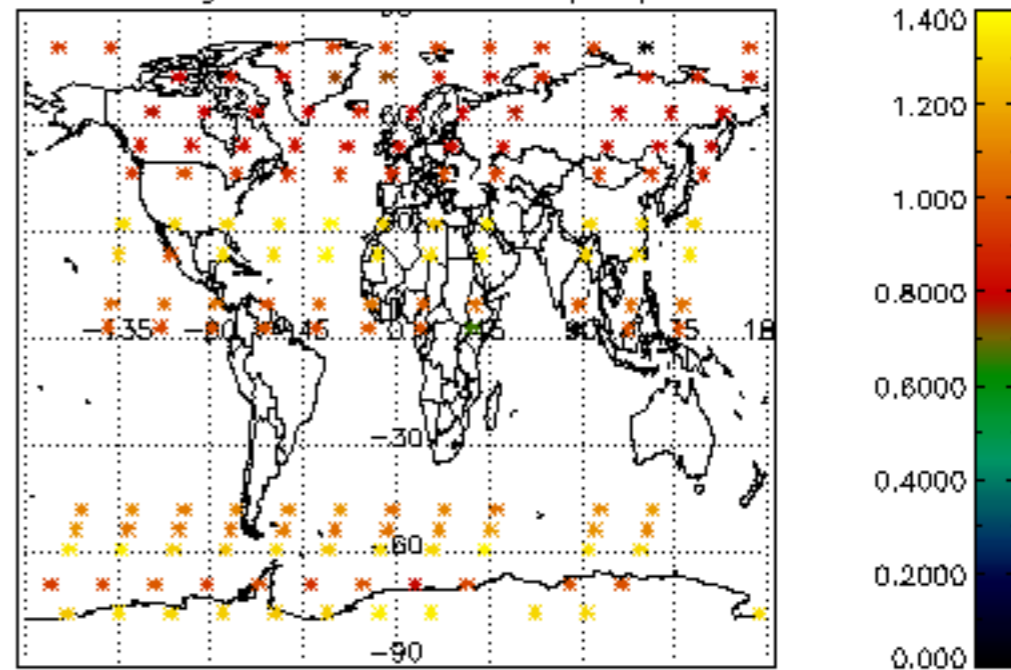
Percentage of saturation errors per profile



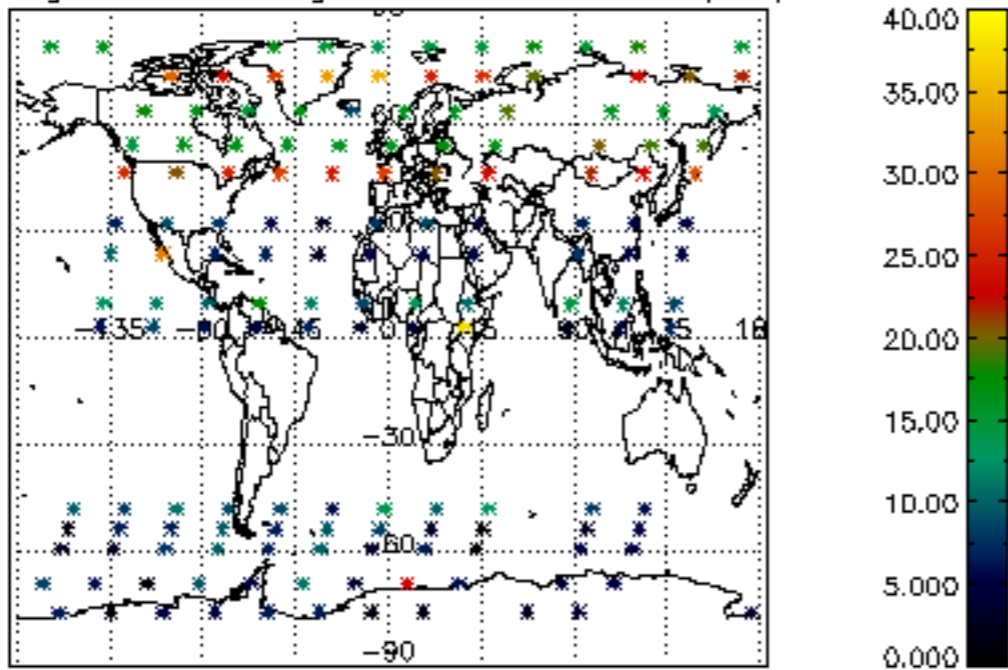
Percentage of cosmic ray hits per profile



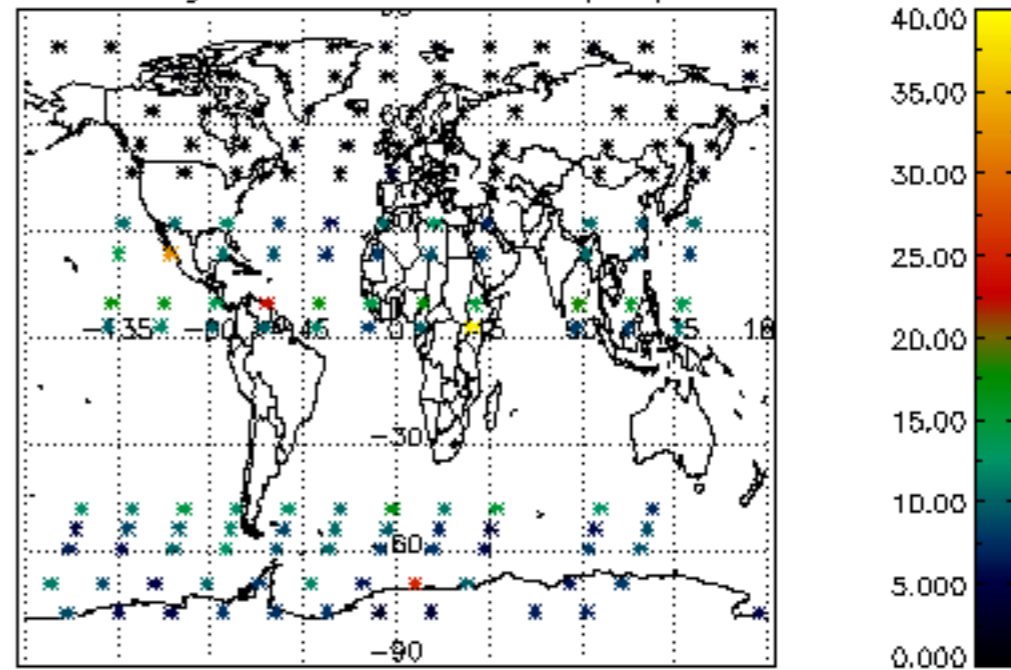
Percentage of datation errors per profile

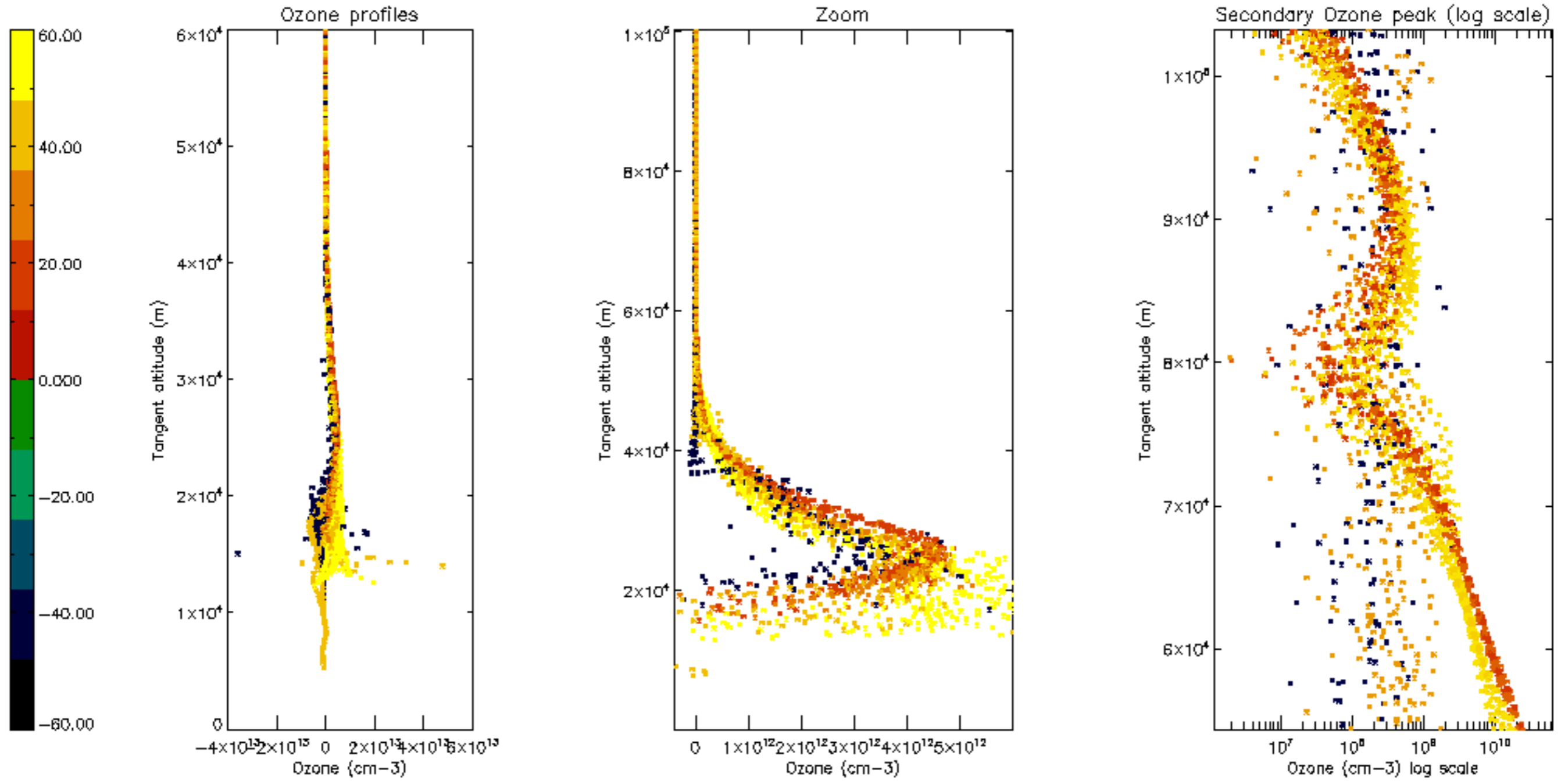


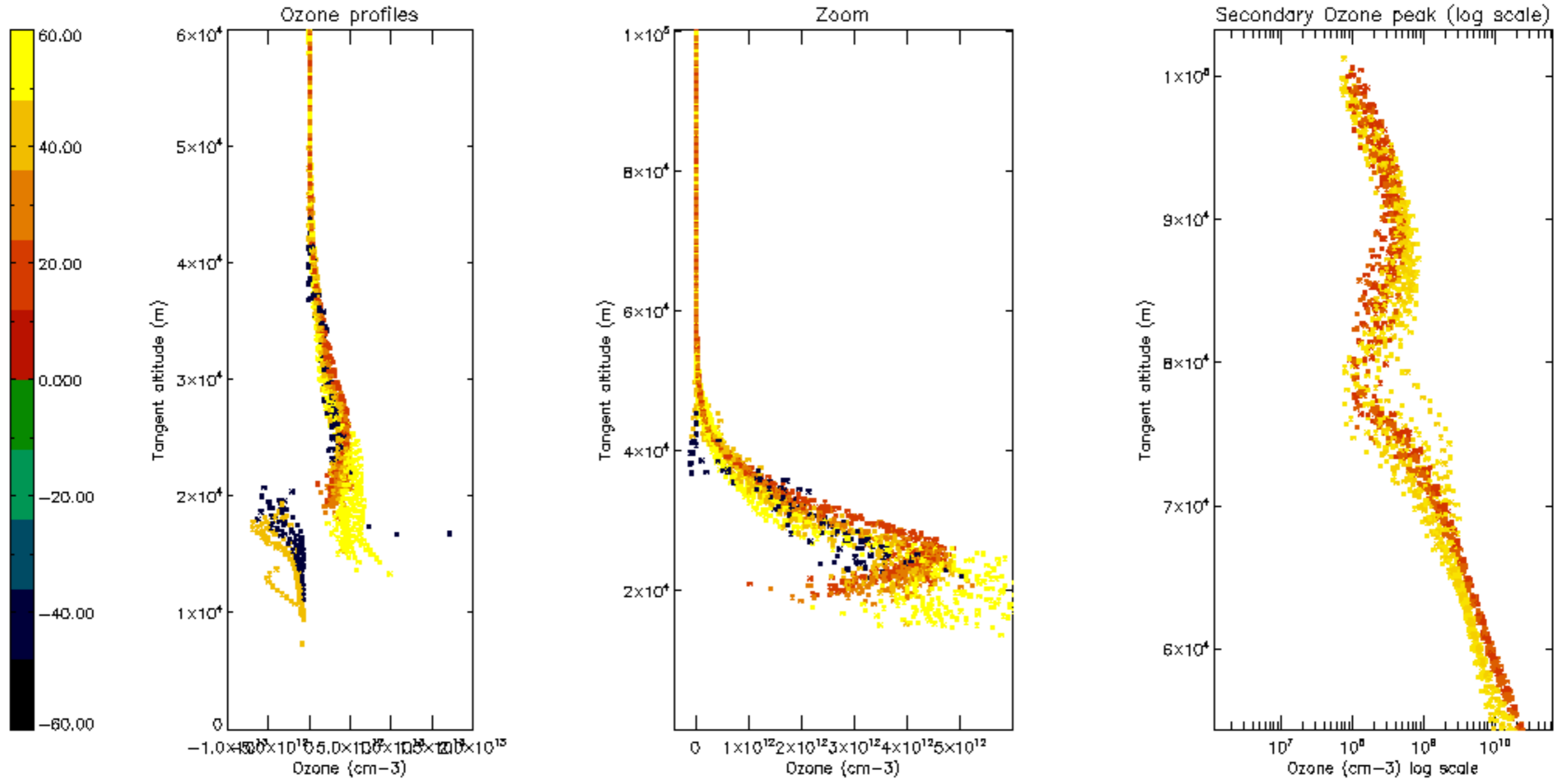
Percentage of star falling outside central band per profile

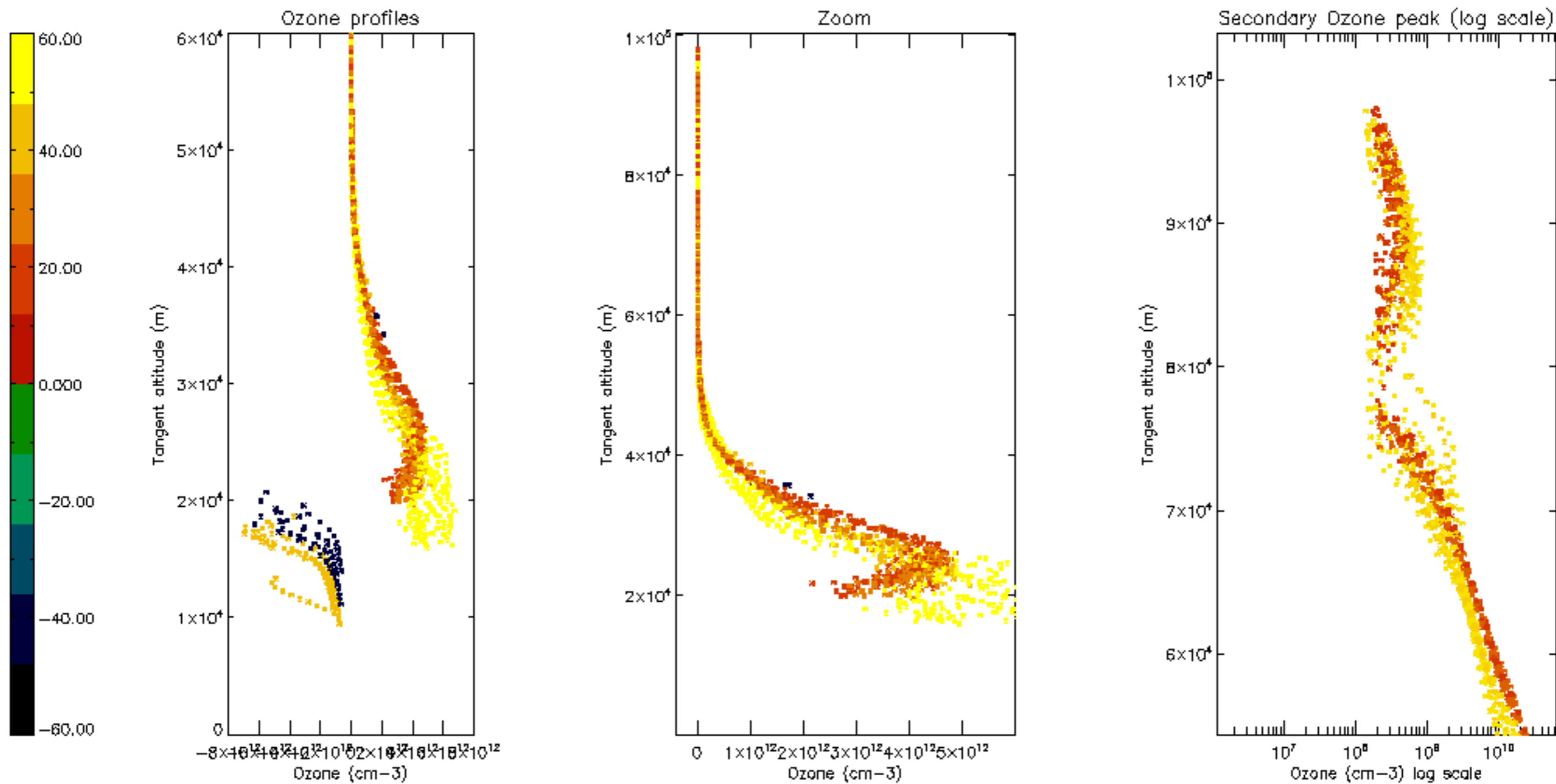


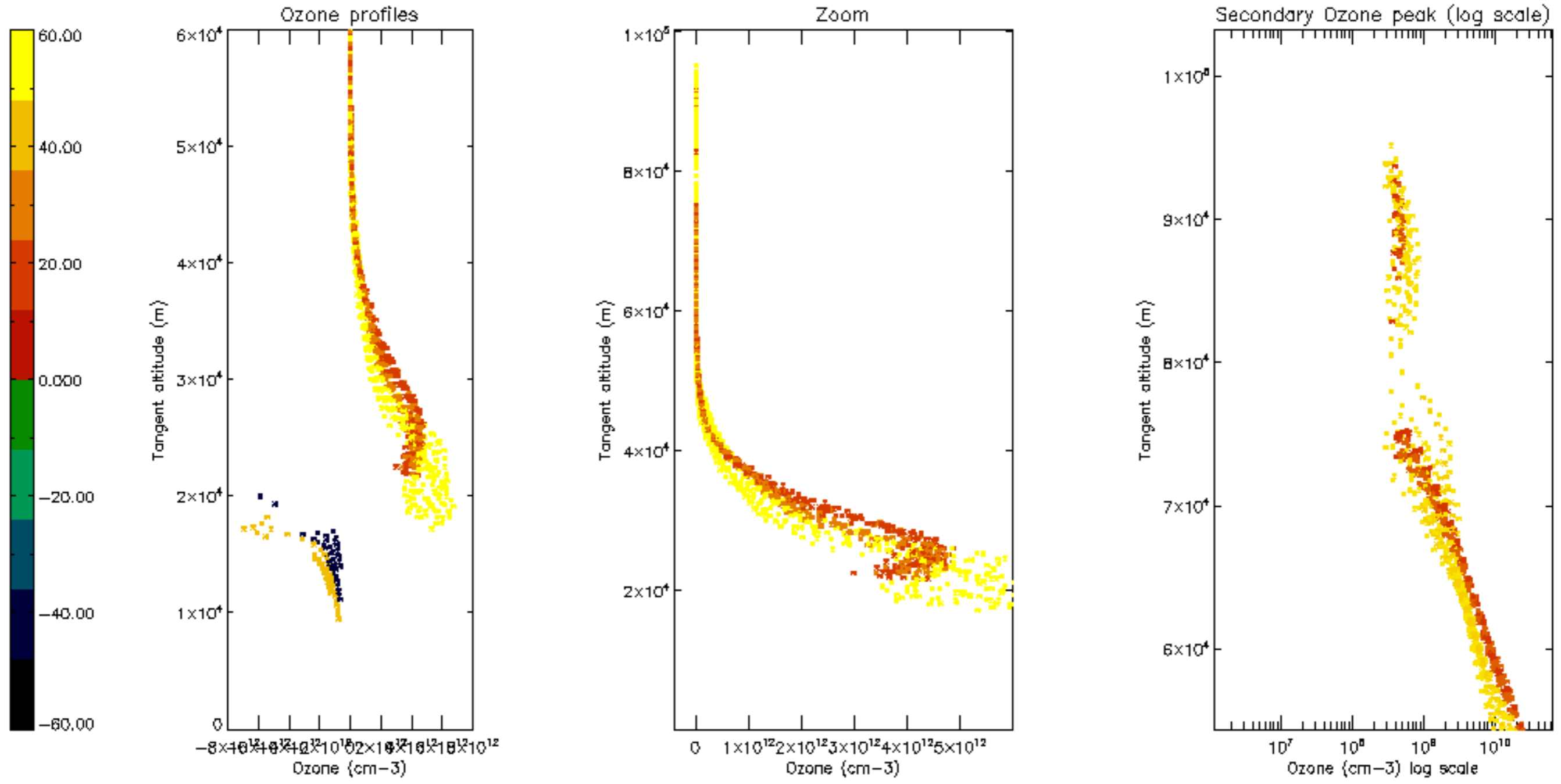
Percentage of saturation errors per profile

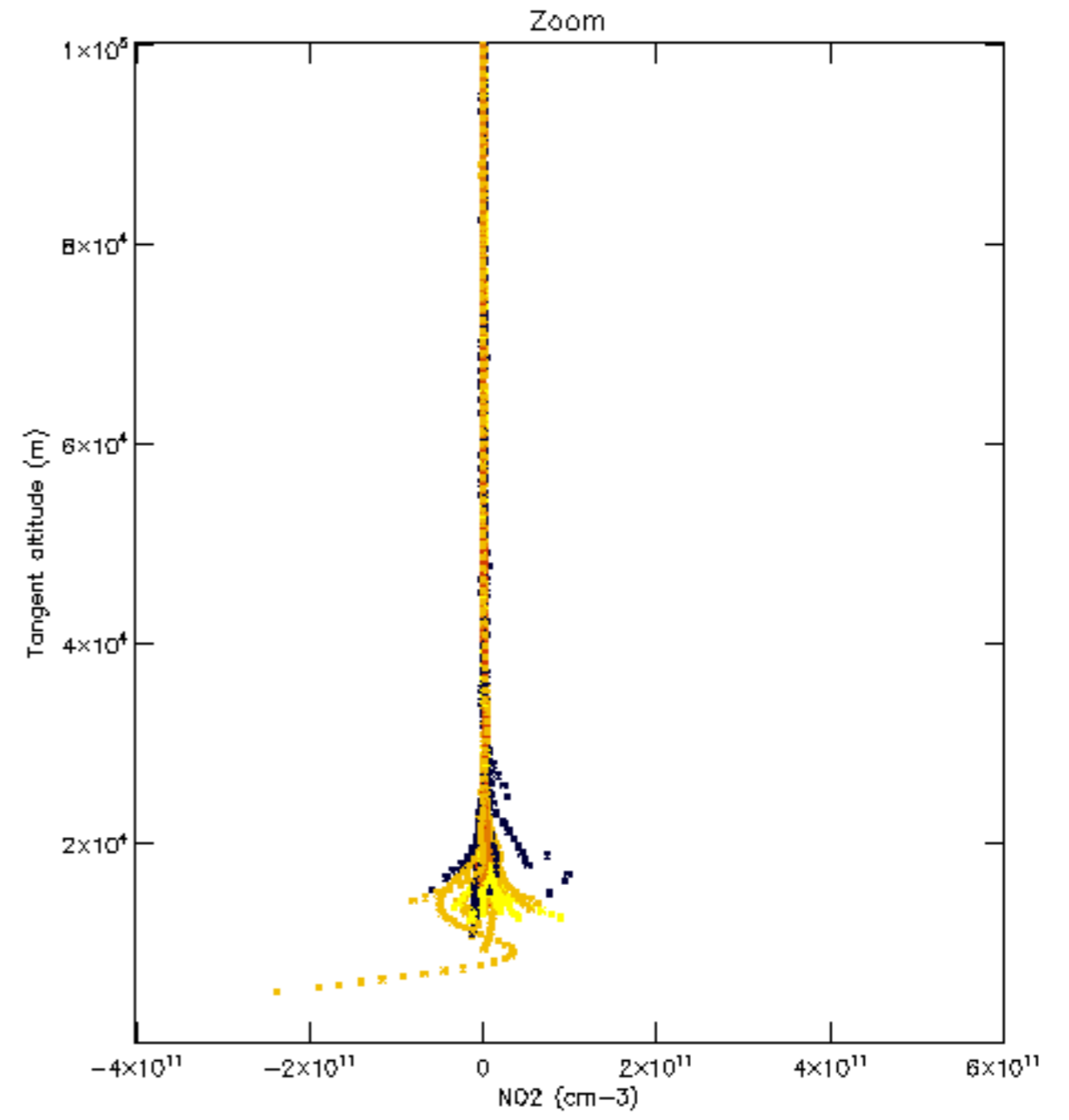
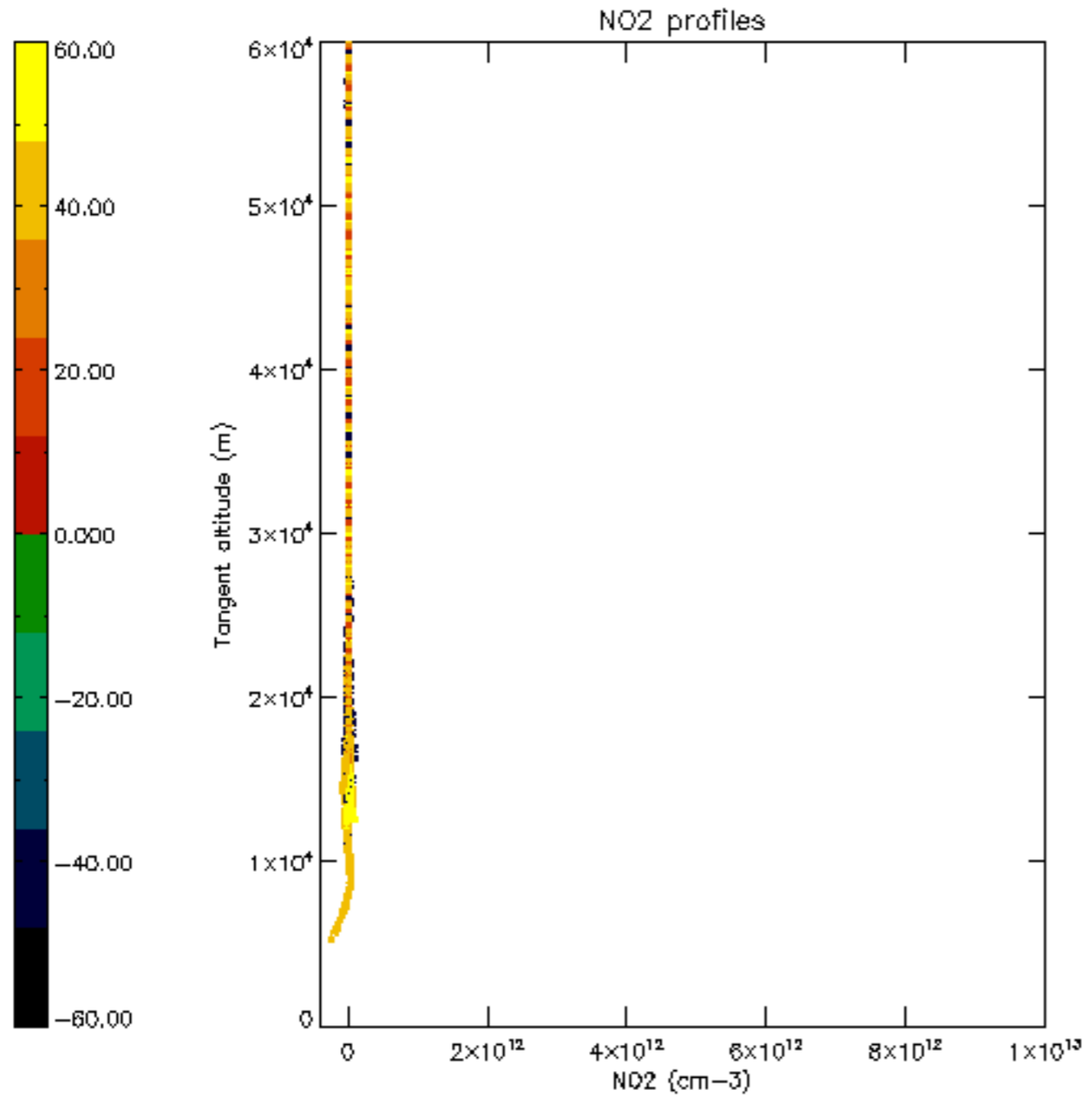


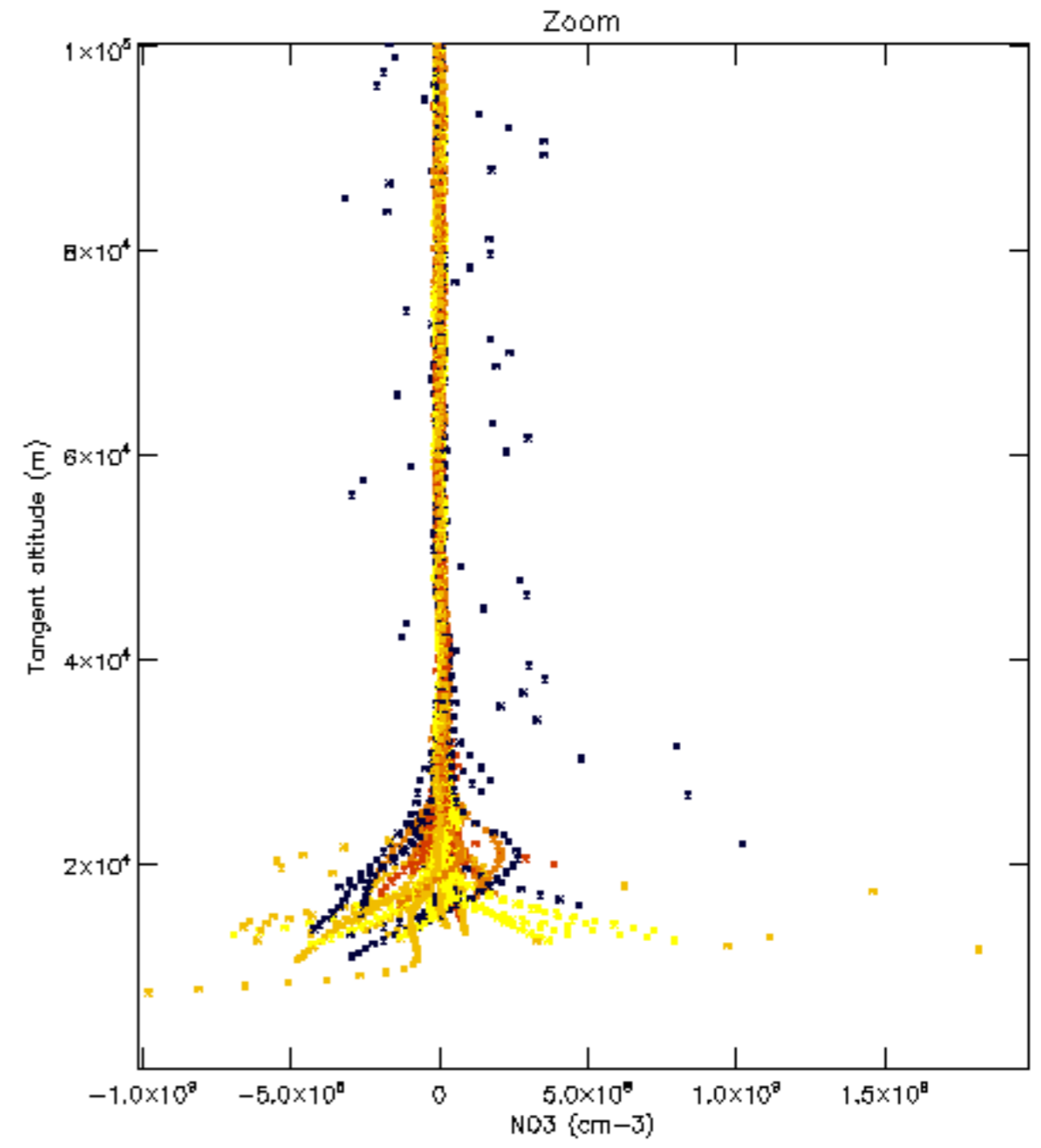
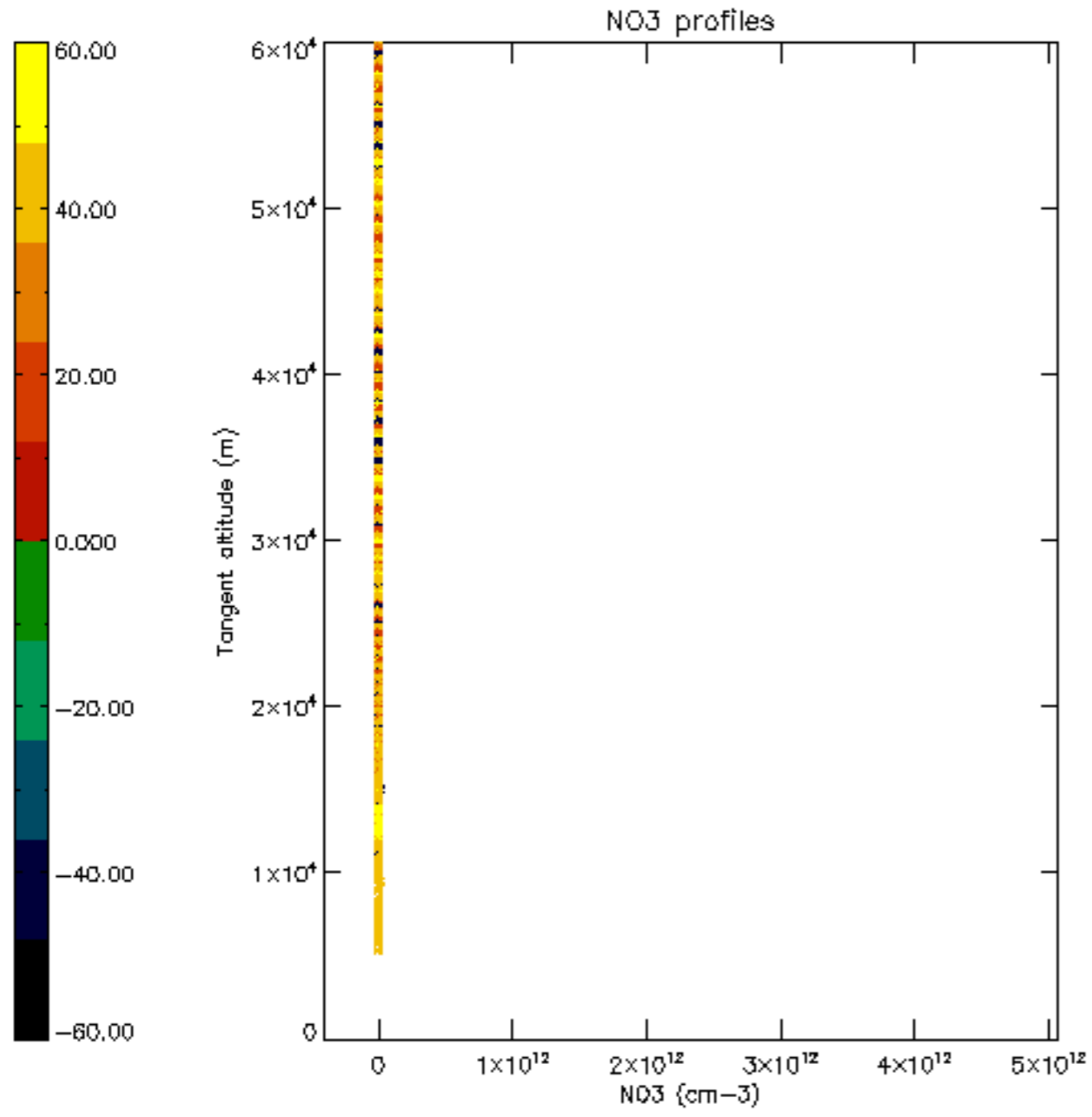


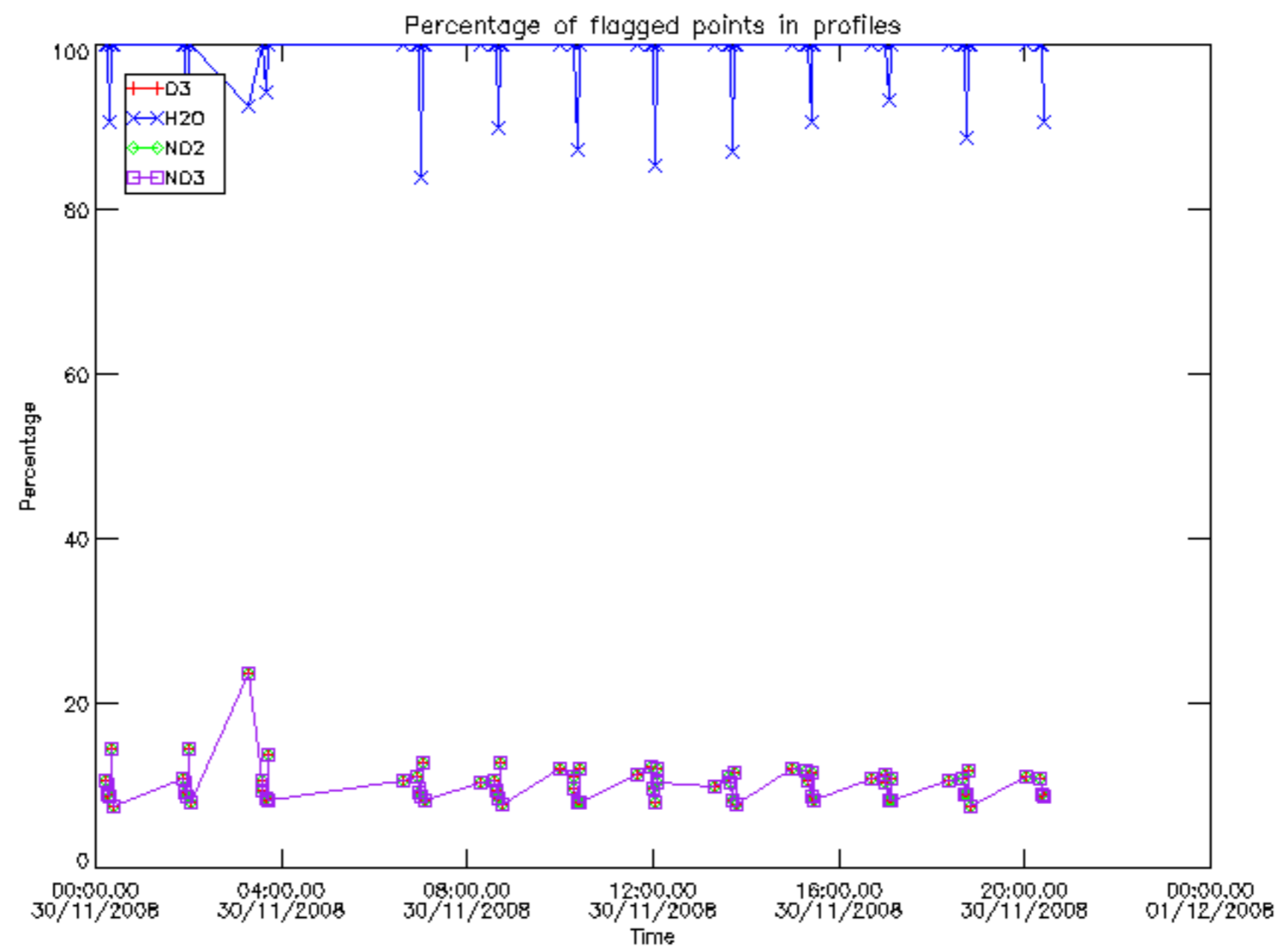




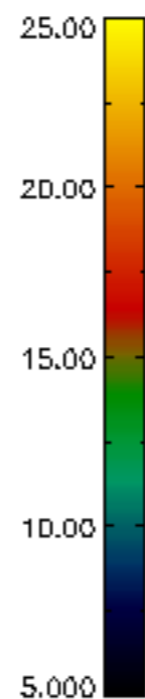
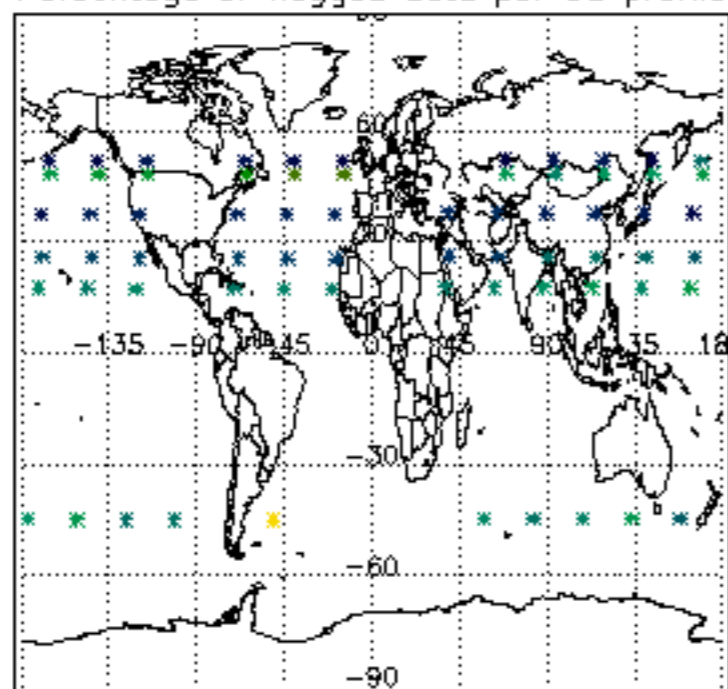




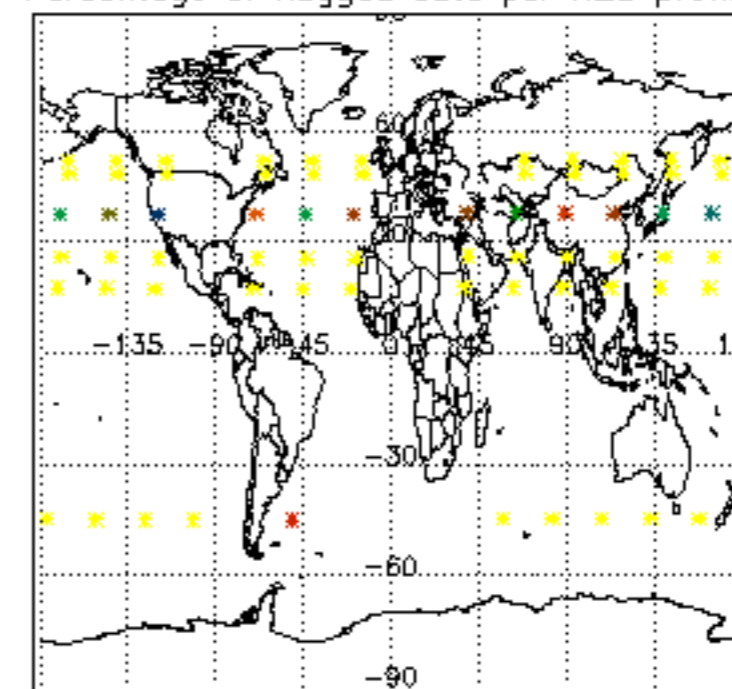




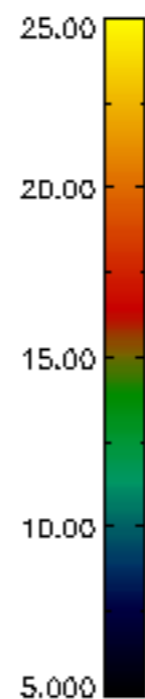
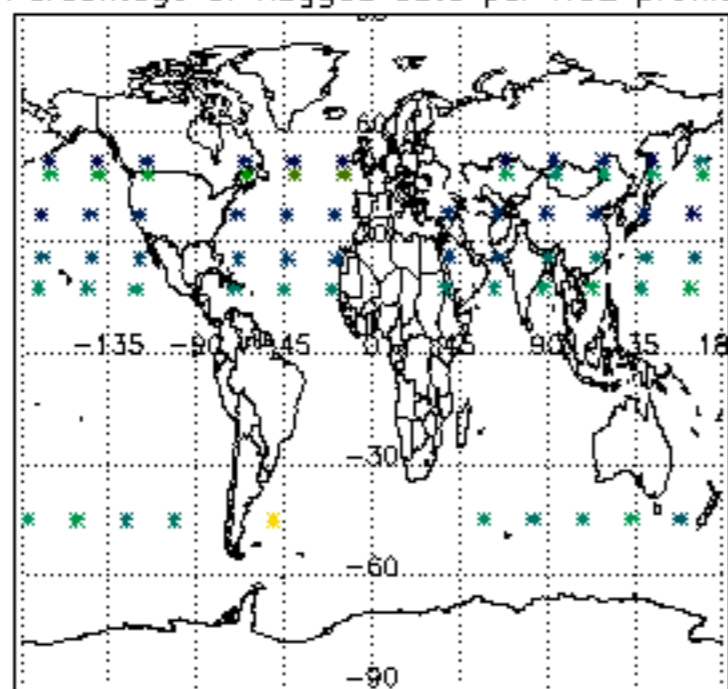
Percentage of flagged data per D3 profile



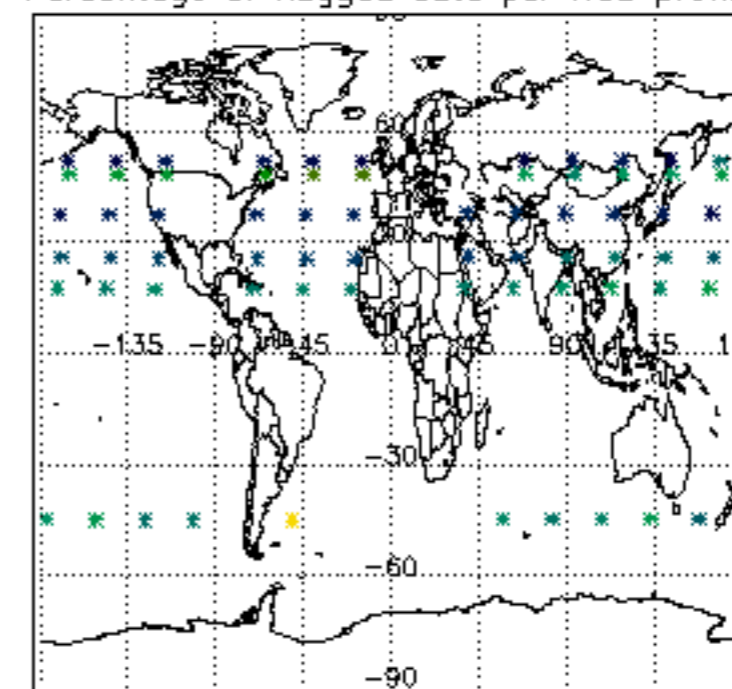
Percentage of flagged data per H2O profile

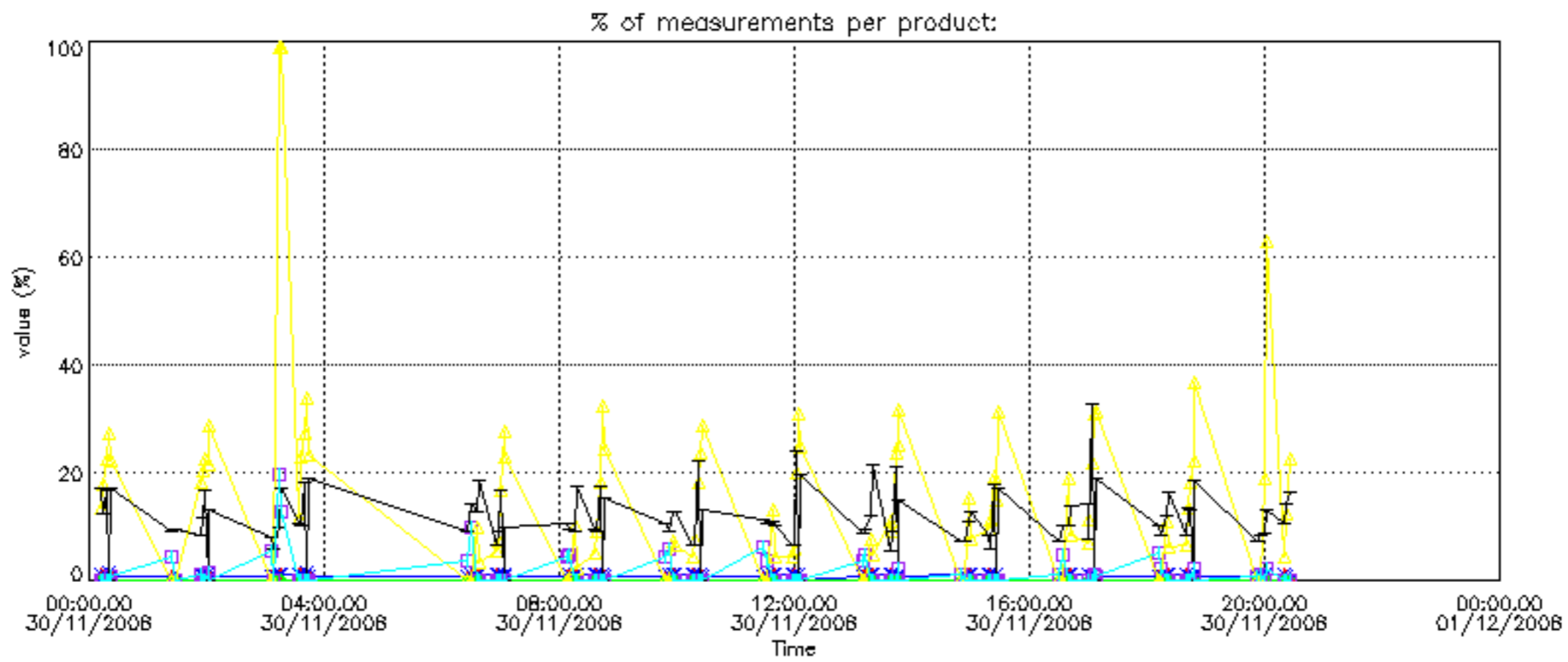


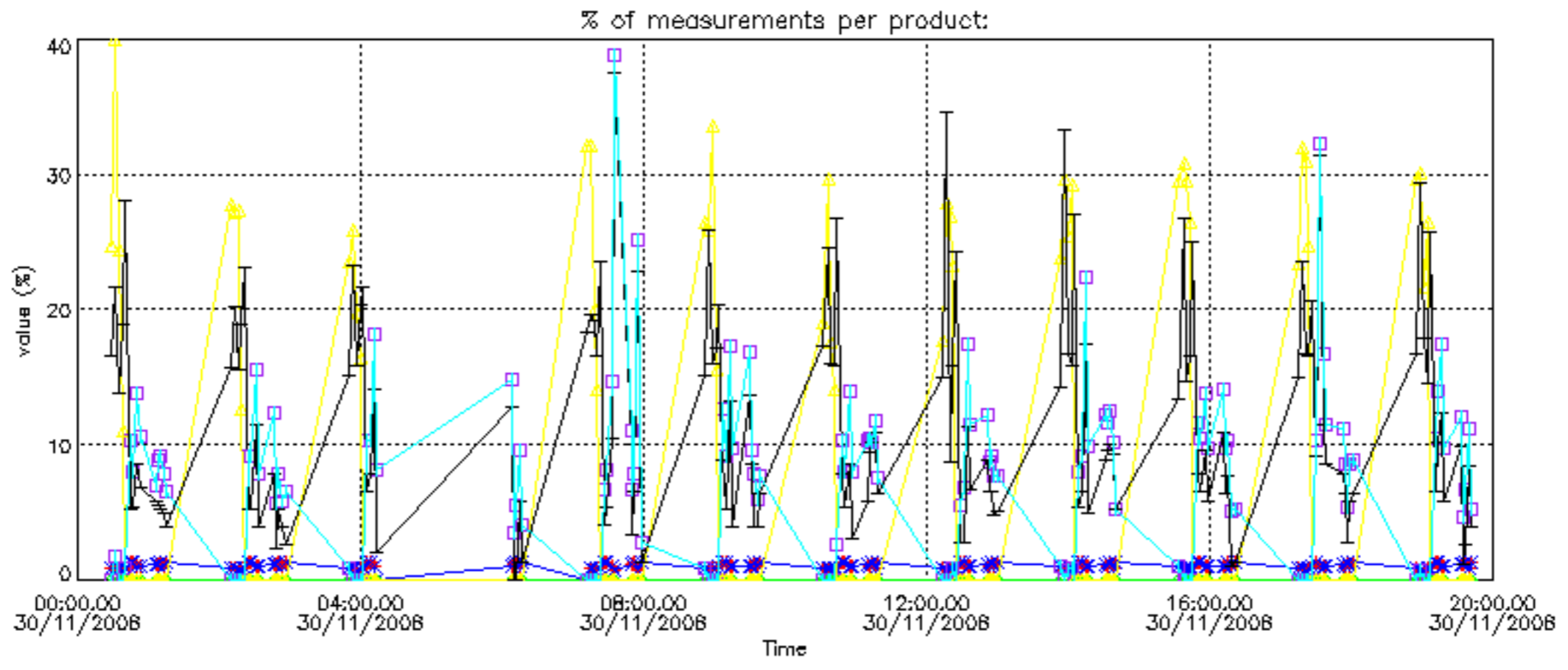
Percentage of flagged data per NO2 profile



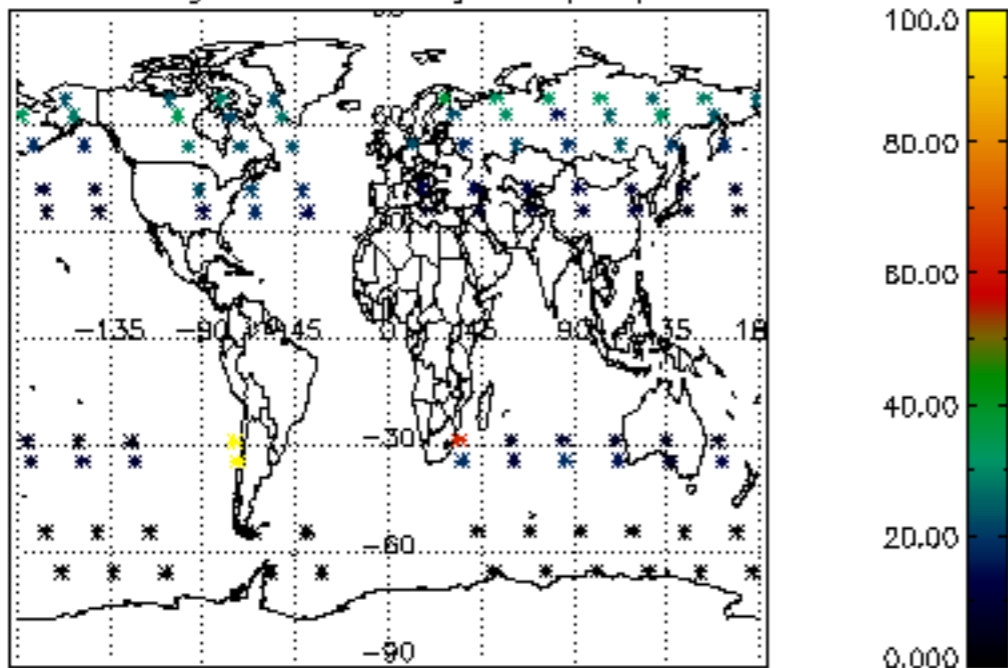
Percentage of flagged data per NO3 profile



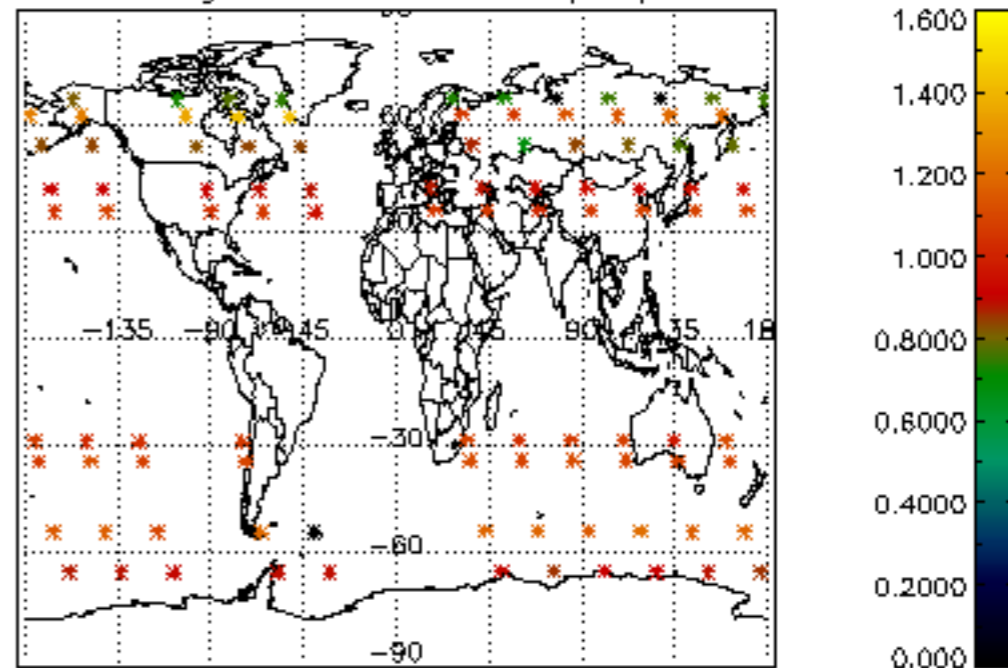




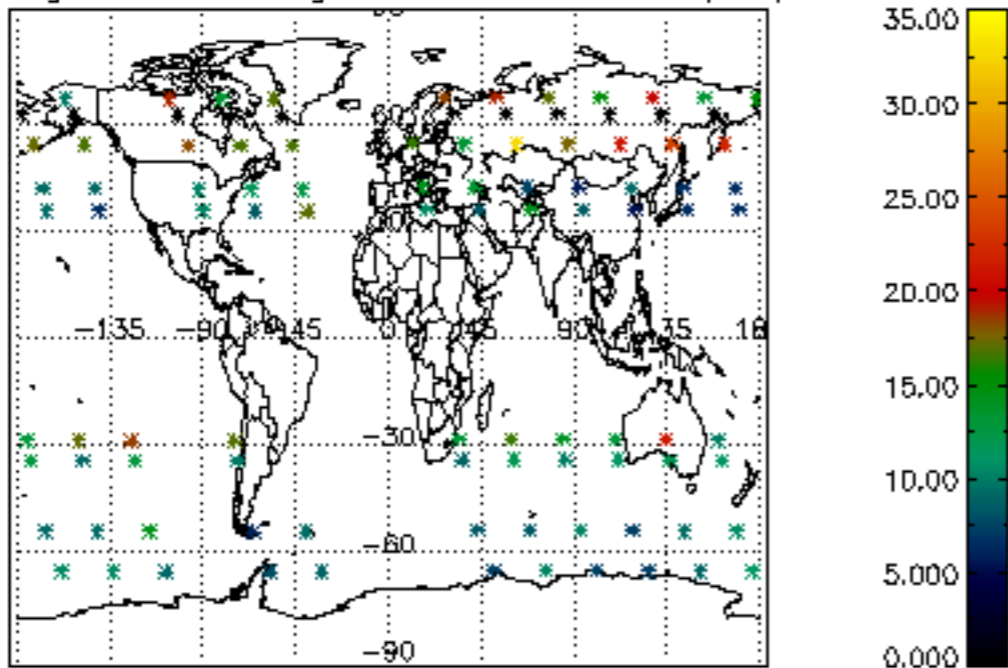
Percentage of cosmic ray hits per profile



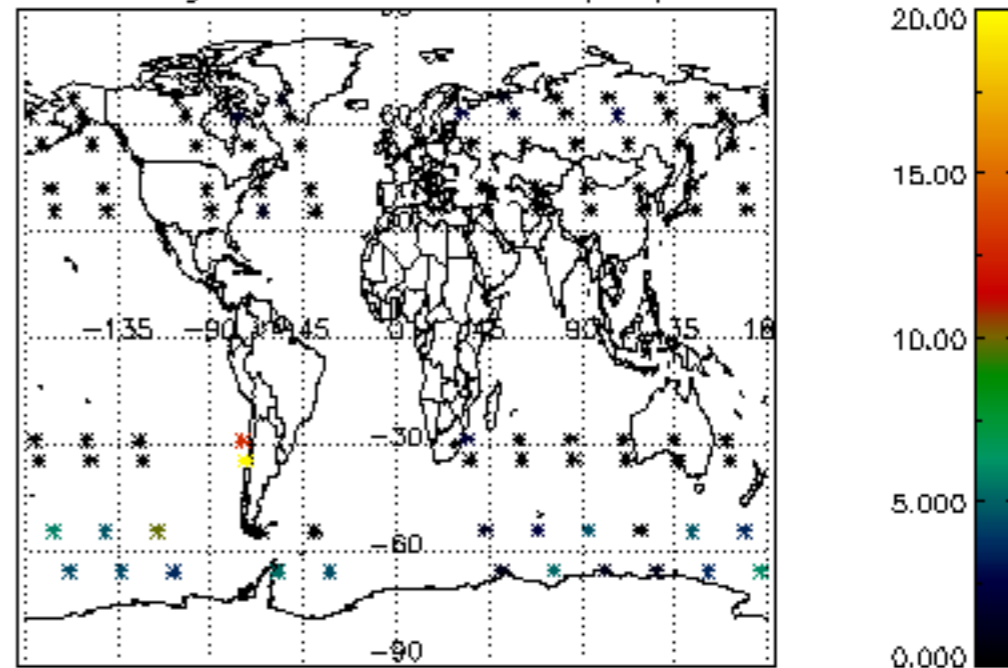
Percentage of datation errors per profile



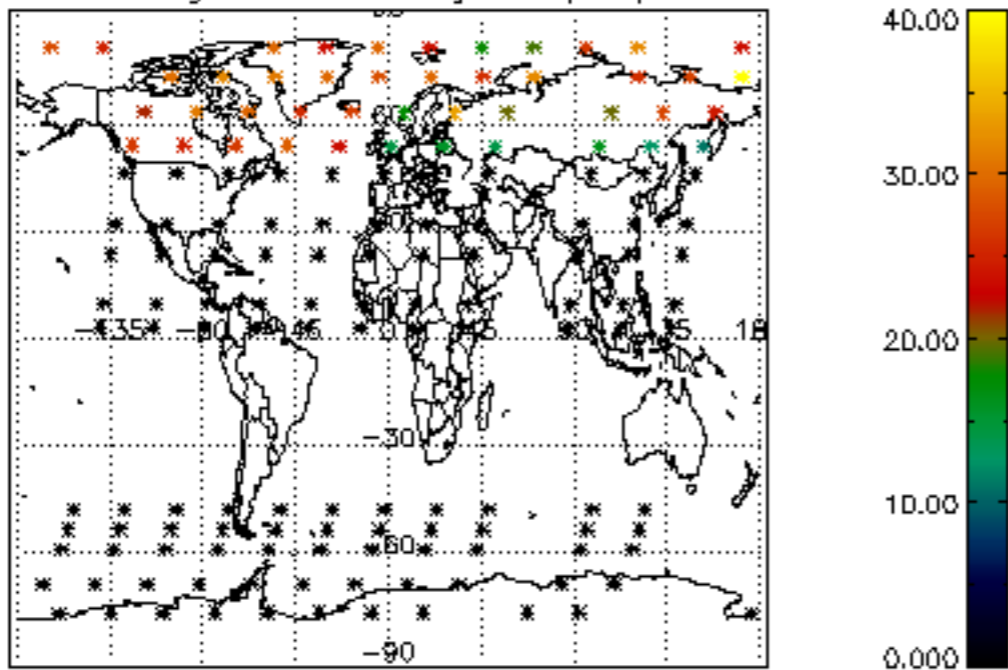
Percentage of star falling outside central band per profile



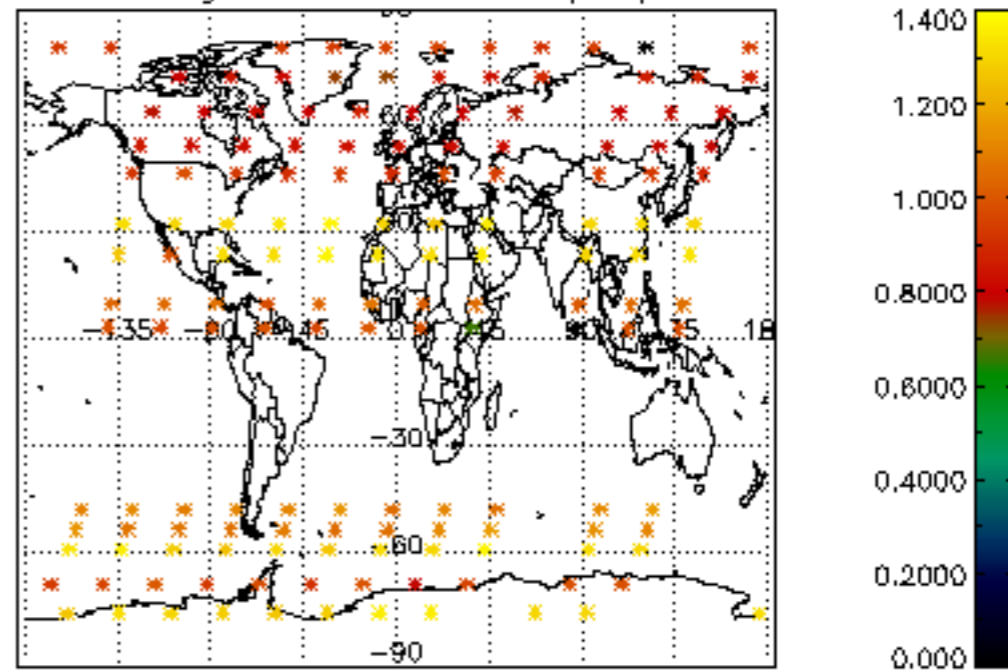
Percentage of saturation errors per profile



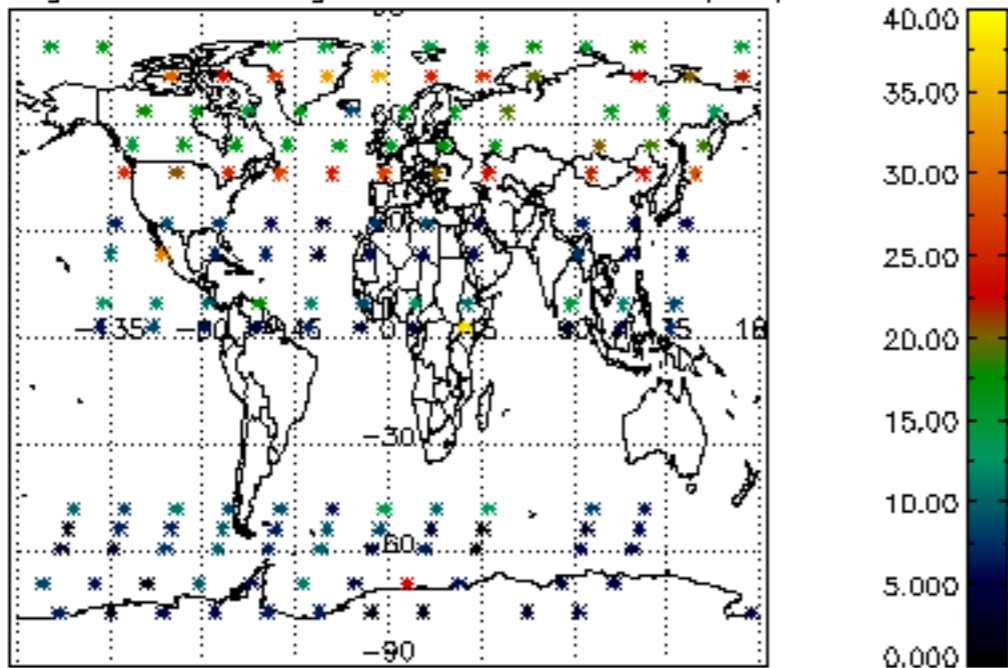
Percentage of cosmic ray hits per profile



Percentage of datation errors per profile



Percentage of star falling outside central band per profile



Percentage of saturation errors per profile

