

# GOMOS Level 2 Daily Report

## SUMMARY

### [1. General Info](#)

### [2. Summary of processed GOM\\_NL\\_2P products](#)

### [3. Level 2 Quality information per product](#)

#### [3.1 Plot of level 2 quality information per product \(time dependant\)](#)

#### [3.2 Plot of level 2 quality information per product \(world map\)](#)

### [4. Level 1 Quality information per product \(stored on level 2 products\)](#)

#### [4.1 Plot of level 1 quality information per product \(time dependant\)](#)

##### [4.1.1 Plot of level 1 quality information per product \(time dependant\): ASCENDING](#)

##### [4.1.2 Plot of level 1 quality information per product \(time dependant\): DESCENDING](#)

#### [4.2 Plot of level 1 quality information per product \(world map\)](#)

##### [4.2.1 Plot of level 1 quality information per product \(world map\): ASCENDING](#)

##### [4.2.2 Plot of level 1 quality information per product \(world map\): DESCENDING](#)

### [5. Ozone profiles based on quality statistics and other trace gas profiles](#)

#### [5.1 Ozone statistics based on quality of products](#)

#### [5.2 Plot ozone profiles for all STD \(dark without errors\)](#)

#### [5.3 Plot ozone profiles where STD < 20% \(dark without errors\)](#)

#### [5.4. Plot ozone profiles where STD < 10% \(dark without errors\)](#)

#### [5.5. Plot ozone profiles where STD < 5% \(dark without errors\)](#)

#### [5.6 Plot NO2 profiles for all STD \(dark without errors\)](#)

#### [5.7 Plot NO3 profiles for all STD \(dark without errors\)](#)

#### [5.8 Plot H2O profiles \(only for occultations of stars 1,2,3,4,13,14,16,26,63 dark without errors\) for all STD](#)

### [6. Auxiliary Data Files used for the production reported in section 2](#)

This report presents the daily analysis on parameters extracted from GOMOS level 2 data (GOM\_NL\_\_2P). It is intended to monitor some important parameters that will impact the quality of these products. A list of level 2 products (and content) that have arrived during the reporting day to the PCF is also given.

Item	Value
Time of report generation	25APR2013 22:46:10
Data source version	GOMOS/6.01
Start time of products	26-11-2008 (26NOV2008 00:00:00)
Stop time of products	27-11-2008 (27NOV2008 00:00:00)
Store outputs in DB	Yes
Nb of level 2 prods	197
Nb of prods with errors	0

## 2. Summary of processed GOM\_NL\_\_2P products.

Nr	Filename	UTC Start time	Limb	Duration	Star Id	Star Name	Star Mag	Star Temp	Nb Meas	Orbit	Prod. error
1	GOM_NL__2PRFIN20081126_000833_000000602074_00116_35240_5754.N1	26-NOV-2008 00:08:33	Bright	59.500	96	68Del Leo	2.5600	9300.0	119	35240	No
2	GOM_NL__2PRFIN20081126_003933_000000552074_00117_35241_5854.N1	26-NOV-2008 00:39:33	Dark	54.500	70	Zet Pup	2.2460	39000.	109	35241	No
3	GOM_NL__2PRFIN20081126_004314_000000602074_00117_35241_5855.N1	26-NOV-2008 00:43:14	Dark	60.000	117	Pi Pup	2.7060	3800.0	120	35241	No
4	GOM_NL__2PRFIN20081126_004710_000000662074_00117_35241_5856.N1	26-NOV-2008 00:47:10	Dark	66.000	23	21Eps CMa	1.5020	26000.	132	35241	No
5	GOM_NL__2PRFIN20081126_004925_000000762074_00117_35241_5857.N1	26-NOV-2008 00:49:25	Straylight	75.500	179	24Omi2CMa	3.0320	24000.	151	35241	No
6	GOM_NL__2PRFIN20081126_005417_000001162074_00117_35241_5858.N1	26-NOV-2008 00:54:17	Straylight	115.50	1	9Alp CMa	-1.4400	11000.	231	35241	No
7	GOM_NL__2PRFIN20081126_005815_000000642074_00117_35241_5859.N1	26-NOV-2008 00:58:15	Straylight	63.500	7	19Bet Ori	0.10000	14000.	127	35241	No
8	GOM_NL__2PRFIN20081126_010141_000000682074_00117_35241_5860.N1	26-NOV-2008 01:01:41	Twilight_stray	68.000	30	46Eps Ori	1.6940	30000.	136	35241	No
9	GOM_NL__2PRFIN20081126_010435_000000772074_00117_35241_5861.N1	26-NOV-2008 01:04:35	Bright	77.000	27	24Gam Ori	1.6360	26000.	154	35241	No
10	GOM_NL__2PRFIN20081126_010635_000000642074_00117_35241_5862.N1	26-NOV-2008 01:06:35	Bright	64.000	13	87Alp Tau	0.86700	3800.0	128	35241	No
11	GOM_NL__2PRFIN20081126_011246_000000512074_00117_35241_5863.N1	26-NOV-2008 01:12:46	Bright	51.000	114	3Iot Aur	2.6930	4600.0	102	35241	No
12	GOM_NL__2PRFIN20081126_011712_000000502074_00117_35241_5864.N1	26-NOV-2008 01:17:12	Bright	49.500	6	13Alp Aur	0.080000	3400.0	99	35241	No
13	GOM_NL__2PRFIN20081126_011923_000000532074_00117_35241_5865.N1	26-NOV-2008 01:19:23	Bright	52.500	42	34Bet Aur	1.9000	10200.	105	35241	No
14	GOM_NL__2PRFIN20081126_013858_000000462074_00117_35241_5866.N1	26-NOV-2008 01:38:58	Bright	46.000	174	52Psi UMa	3.0040	4400.0	92	35241	No
15	GOM_NL__2PRFIN20081126_014910_000000582074_00117_35241_5867.N1	26-NOV-2008 01:49:10	Bright	58.000	96	68Del Leo	2.5600	9300.0	116	35241	No
16	GOM_NL__2PRFIN20081126_022010_000000562074_00118_35242_5887.N1	26-NOV-2008 02:20:10	Dark	55.500	70	Zet Pup	2.2460	39000.	111	35242	No
17	GOM_NL__2PRFIN20081126_022350_000000602074_00118_35242_5888.N1	26-NOV-2008 02:23:50	Dark	60.000	117	Pi Pup	2.7060	3800.0	120	35242	No
18	GOM_NL__2PRFIN20081126_022747_000000682074_00118_35242_5889.N1	26-NOV-2008 02:27:47	Dark	67.500	23	21Eps CMa	1.5020	26000.	135	35242	No
19	GOM_NL__2PRFIN20081126_023002_000000782074_00118_35242_5890.N1	26-NOV-2008 02:30:02	Straylight	78.000	179	24Omi2CMa	3.0320	24000.	156	35242	No
20	GOM_NL__2PRFIN20081126_023453_000001122074_00118_35242_5891.N1	26-NOV-2008 02:34:53	Straylight	112.00	1	9Alp CMa	-1.4400	11000.	224	35242	No
21	GOM_NL__2PRFIN20081126_023851_000000642074_00118_35242_5892.N1	26-NOV-2008 02:38:51	Straylight	63.500	7	19Bet Ori	0.10000	14000.	127	35242	No
22	GOM_NL__2PRFIN20081126_024216_000000742074_00118_35242_5893.N1	26-NOV-2008 02:42:16	Twilight_stray	73.500	30	46Eps Ori	1.6940	30000.	147	35242	No
23	GOM_NL__2PRFIN20081126_024510_000000722074_00118_35242_5894.N1	26-NOV-2008 02:45:10	Bright	72.000	27	24Gam Ori	1.6360	26000.	144	35242	No
24	GOM_NL__2PRFIN20081126_024711_000000542074_00118_35242_5895.N1	26-NOV-2008 02:47:11	Bright	53.500	13	87Alp Tau	0.86700	3800.0	107	35242	No
25	GOM_NL__2PRFIN20081126_025321_000000512074_00118_35242_5896.N1	26-NOV-2008 02:53:21	Bright	50.500	114	3Iot Aur	2.6930	4600.0	101	35242	No
26	GOM_NL__2PRFIN20081126_025747_000000602074_00118_35242_5897.N1	26-NOV-2008 02:57:47	Bright	60.000	6	13Alp Aur	0.080000	3400.0	120	35242	No
27	GOM_NL__2PRFIN20081126_025957_000000542074_00118_35242_5898.N1	26-NOV-2008 02:59:57	Bright	54.000	42	34Bet Aur	1.9000	10200.	108	35242	No
28	GOM_NL__2PRFIN20081126_031933_000000512074_00118_35242_5899.N1	26-NOV-2008 03:19:33	Bright	50.500	174	52Psi UMa	3.0040	4400.0	101	35242	No
29	GOM_NL__2PRFIN20081126_032947_000000612074_00118_35242_5900.N1	26-NOV-2008 03:29:47	Bright	60.500	96	68Del Leo	2.5600	9300.0	121	35242	No
30	GOM_NL__2PRFIN20081126_040047_000000562074_00119_35243_5905.N1	26-NOV-2008 04:00:47	Dark	55.500	70	Zet Pup	2.2460	39000.	111	35243	No
31	GOM_NL__2PRFIN20081126_040428_000000592074_00119_35243_5906.N1	26-NOV-2008 04:04:28	Dark	59.000	117	Pi Pup	2.7060	3800.0	118	35243	No
32	GOM_NL__2PRFIN20081126_040824_000000722074_00119_35243_5907.N1	26-NOV-2008 04:08:24	Dark	72.000	23	21Eps CMa	1.5020	26000.	144	35243	No
33	GOM_NL__2PRFIN20081126_041039_000000802074_00119_35243_5908.N1	26-NOV-2008 04:10:39	Straylight	80.000	179	24Omi2CMa	3.0320	24000.	160	35243	No
34	GOM_NL__2PRFIN20081126_041529_000001112074_00119_35243_5909.N1	26-NOV-2008 04:15:29	Straylight	111.00	1	9Alp CMa	-1.4400	11000.	222	35243	No
35	GOM_NL__2PRFIN20081126_041926_000000642074_00119_35243_5910.N1	26-NOV-2008 04:19:26	Straylight	64.000	7	19Bet Ori	0.10000	14000.	128	35243	No
36	GOM_NL__2PRFIN20081126_042252_000000722074_00119_35243_5911.N1	26-NOV-2008 04:22:52	Twilight_stray	72.000	30	46Eps Ori	1.6940	30000.	144	35243	No
37	GOM_NL__2PRFIN20081126_042545_000000762074_00119_35243_5912.N1	26-NOV-2008 04:25:45	Bright	76.000	27	24Gam Ori	1.6360	26000.	152	35243	No
38	GOM_NL__2PRFIN20081126_042746_000000562074_00119_35243_5913.N1	26-NOV-2008 04:27:46	Bright	56.000	13	87Alp Tau	0.86700	3800.0	112	35243	No
39	GOM_NL__2PRFIN20081126_043356_000000492074_00119_35243_5914.N1	26-NOV-2008 04:33:56	Bright	49.000	114	3Iot Aur	2.6930	4600.0	98	35243	No
40	GOM_NL__2PRFIN20081126_043822_000000522074_00119_35243_5915.N1	26-NOV-2008 04:38:22	Bright	51.500	6	13Alp Aur	0.080000	3400.0	103	35243	No
41	GOM_NL__2PRFIN20081126_044033_000000542074_00119_35243_5916.N1	26-NOV-2008 04:40:33	Bright	54.000	42	34Bet Aur	1.9000	10200.	108	35243	No
42	GOM_NL__2PRFIN20081126_050009_000000512074_00119_35243_5917.N1	26-NOV-2008 05:00:09	Bright	50.500	174	52Psi UMa	3.0040	4400.0	101	35243	No

43	GOM_NL__2PRFIN20081126_051023_000000612074_00119_35243_5918.N1	26-NOV-2008 05:10:23	Bright	60.500	96	68Del Leo	2.5600	9300.0	121	35243	No
44	GOM_NL__2PRFIN20081126_054124_000000552074_00120_35244_5939.N1	26-NOV-2008 05:41:24	Dark	55.000	70	Zet Pup	2.2460	39000.	110	35244	No
45	GOM_NL__2PRFIN20081126_054505_000000632074_00120_35244_5940.N1	26-NOV-2008 05:45:05	Dark	62.500	117	Pi Pup	2.7060	3800.0	125	35244	No
46	GOM_NL__2PRFIN20081126_054901_000000692074_00120_35244_5941.N1	26-NOV-2008 05:49:01	Dark	68.500	23	21Eps CMa	1.5020	26000.	137	35244	No
47	GOM_NL__2PRFIN20081126_055116_000000812074_00120_35244_5942.N1	26-NOV-2008 05:51:16	Straylight	81.000	179	24Omi2CMa	3.0320	24000.	162	35244	No
48	GOM_NL__2PRFIN20081126_055605_000001052074_00120_35244_5943.N1	26-NOV-2008 05:56:05	Straylight	105.00	1	9Alp CMa	-1.4400	11000.	210	35244	No
49	GOM_NL__2PRFIN20081126_060002_000000672074_00120_35244_5944.N1	26-NOV-2008 06:00:02	Straylight	66.500	7	19Bet Ori	0.10000	14000.	133	35244	No
50	GOM_NL__2PRFIN20081126_060327_000000712074_00120_35244_5945.N1	26-NOV-2008 06:03:27	Tw_i_and_stray	71.000	30	46Eps Ori	1.6940	30000.	142	35244	No
51	GOM_NL__2PRFIN20081126_060621_000000702074_00120_35244_5946.N1	26-NOV-2008 06:06:21	Bright	70.000	27	24Gam Ori	1.6360	26000.	140	35244	No
52	GOM_NL__2PRFIN20081126_060822_000000532074_00120_35244_5947.N1	26-NOV-2008 06:08:22	Bright	53.000	13	87Alp Tau	0.86700	3800.0	106	35244	No
53	GOM_NL__2PRFIN20081126_061432_000000492074_00120_35244_5948.N1	26-NOV-2008 06:14:32	Bright	48.500	114	3lot Aur	2.6930	4600.0	97	35244	No
54	GOM_NL__2PRFIN20081126_061858_000000492074_00120_35244_5949.N1	26-NOV-2008 06:18:58	Bright	49.000	6	13Alp Aur	0.080000	3400.0	98	35244	No
55	GOM_NL__2PRFIN20081126_062107_000000542074_00120_35244_5950.N1	26-NOV-2008 06:21:07	Bright	53.500	42	34Bet Aur	1.9000	10200.	107	35244	No
56	GOM_NL__2PRFIN20081126_064045_000000502074_00120_35244_5951.N1	26-NOV-2008 06:40:45	Bright	49.500	174	52Psi UMa	3.0040	4400.0	99	35244	No
57	GOM_NL__2PRFIN20081126_065100_000000622074_00120_35244_5952.N1	26-NOV-2008 06:51:00	Bright	61.500	96	68Del Leo	2.5600	9300.0	123	35244	No
58	GOM_NL__2PRFIN20081126_072201_000000552074_00121_35245_6176.N1	26-NOV-2008 07:22:01	Dark	55.000	70	Zet Pup	2.2460	39000.	110	35245	No
59	GOM_NL__2PRFIN20081126_072541_000000642074_00121_35245_6177.N1	26-NOV-2008 07:25:41	Dark	64.000	117	Pi Pup	2.7060	3800.0	128	35245	No
60	GOM_NL__2PRFIN20081126_072938_000000742074_00121_35245_6178.N1	26-NOV-2008 07:29:38	Dark	74.000	23	21Eps CMa	1.5020	26000.	148	35245	No
61	GOM_NL__2PRFIN20081126_073152_000000762074_00121_35245_6179.N1	26-NOV-2008 07:31:52	Straylight	76.000	179	24Omi2CMa	3.0320	24000.	152	35245	No
62	GOM_NL__2PRFIN20081126_073641_000001122074_00121_35245_6180.N1	26-NOV-2008 07:36:41	Straylight	111.50	1	9Alp CMa	-1.4400	11000.	223	35245	No
63	GOM_NL__2PRFIN20081126_074038_000000622074_00121_35245_6181.N1	26-NOV-2008 07:40:38	Straylight	62.000	7	19Bet Ori	0.10000	14000.	124	35245	No
64	GOM_NL__2PRFIN20081126_074403_000000692074_00121_35245_6182.N1	26-NOV-2008 07:44:03	Tw_i_and_stray	69.000	30	46Eps Ori	1.6940	30000.	138	35245	No
65	GOM_NL__2PRFIN20081126_074656_000000762074_00121_35245_6183.N1	26-NOV-2008 07:46:56	Bright	75.500	27	24Gam Ori	1.6360	26000.	151	35245	No
66	GOM_NL__2PRFIN20081126_074857_000000572074_00121_35245_6184.N1	26-NOV-2008 07:48:57	Bright	56.500	13	87Alp Tau	0.86700	3800.0	113	35245	No
67	GOM_NL__2PRFIN20081126_075507_000000482074_00121_35245_6185.N1	26-NOV-2008 07:55:07	Bright	48.000	114	3lot Aur	2.6930	4600.0	96	35245	No
68	GOM_NL__2PRFIN20081126_075933_000000502074_00121_35245_6186.N1	26-NOV-2008 07:59:33	Bright	49.500	6	13Alp Aur	0.080000	3400.0	99	35245	No
69	GOM_NL__2PRFIN20081126_080142_000000542074_00121_35245_6187.N1	26-NOV-2008 08:01:42	Bright	53.500	42	34Bet Aur	1.9000	10200.	107	35245	No
70	GOM_NL__2PRFIN20081126_082121_000000482074_00121_35245_6188.N1	26-NOV-2008 08:21:21	Bright	48.000	174	52Psi UMa	3.0040	4400.0	96	35245	No
71	GOM_NL__2PRFIN20081126_083136_000000612074_00121_35245_6189.N1	26-NOV-2008 08:31:36	Bright	61.000	96	68Del Leo	2.5600	9300.0	122	35245	No
72	GOM_NL__2PRFIN20081126_090238_000000552074_00122_35246_6080.N1	26-NOV-2008 09:02:38	Dark	54.500	70	Zet Pup	2.2460	39000.	109	35246	No
73	GOM_NL__2PRFIN20081126_090618_000000622074_00122_35246_6081.N1	26-NOV-2008 09:06:18	Dark	61.500	117	Pi Pup	2.7060	3800.0	123	35246	No
74	GOM_NL__2PRFIN20081126_091015_000000692074_00122_35246_6082.N1	26-NOV-2008 09:10:15	Dark	69.000	23	21Eps CMa	1.5020	26000.	138	35246	No
75	GOM_NL__2PRFIN20081126_091229_000000812074_00122_35246_6083.N1	26-NOV-2008 09:12:29	Straylight	80.500	179	24Omi2CMa	3.0320	24000.	161	35246	No
76	GOM_NL__2PRFIN20081126_091717_000001072074_00122_35246_6084.N1	26-NOV-2008 09:17:17	Straylight	107.00	1	9Alp CMa	-1.4400	11000.	214	35246	No
77	GOM_NL__2PRFIN20081126_092114_000000662074_00122_35246_6085.N1	26-NOV-2008 09:21:14	Straylight	65.500	7	19Bet Ori	0.10000	14000.	131	35246	No
78	GOM_NL__2PRFIN20081126_092438_000000702074_00122_35246_6086.N1	26-NOV-2008 09:24:38	Tw_i_and_stray	69.500	30	46Eps Ori	1.6940	30000.	139	35246	No
79	GOM_NL__2PRFIN20081126_092731_000000692074_00122_35246_6087.N1	26-NOV-2008 09:27:31	Bright	68.500	27	24Gam Ori	1.6360	26000.	137	35246	No
80	GOM_NL__2PRFIN20081126_092933_000000522074_00122_35246_6088.N1	26-NOV-2008 09:29:33	Bright	52.000	13	87Alp Tau	0.86700	3800.0	104	35246	No
81	GOM_NL__2PRFIN20081126_093542_000000492074_00122_35246_6089.N1	26-NOV-2008 09:35:42	Bright	49.000	114	3lot Aur	2.6930	4600.0	98	35246	No
82	GOM_NL__2PRFIN20081126_094008_000000492074_00122_35246_6090.N1	26-NOV-2008 09:40:08	Bright	48.500	6	13Alp Aur	0.080000	3400.0	97	35246	No
83	GOM_NL__2PRFIN20081126_094217_000000552074_00122_35246_6091.N1	26-NOV-2008 09:42:17	Bright	55.000	42	34Bet Aur	1.9000	10200.	110	35246	No
84	GOM_NL__2PRFIN20081126_100157_000000492074_00122_35246_6092.N1	26-NOV-2008 10:01:57	Bright	48.500	174	52Psi UMa	3.0040	4400.0	97	35246	No
85	GOM_NL__2PRFIN20081126_101213_000000622074_00122_35246_6093.N1	26-NOV-2008 10:12:13	Bright	62.000	96	68Del Leo	2.5600	9300.0	124	35246	No
86	GOM_NL__2PRFIN20081126_104315_000000582074_00123_35247_6077.N1	26-NOV-2008 10:43:15	Dark	58.000	70	Zet Pup	2.2460	39000.	116	35247	No
87	GOM_NL__2PRFIN20081126_104655_000000632074_00123_35247_6078.N1	26-NOV-2008 10:46:55	Dark	63.000	117	Pi Pup	2.7060	3800.0	126	35247	No
88	GOM_NL__2PRFIN20081126_105051_000000742074_00123_35247_6079.N1	26-NOV-2008 10:50:51	Dark	73.500	23	21Eps CMa	1.5020	26000.	147	35247	No
89	GOM_NL__2PRFIN20081126_105306_000000772074_00123_35247_6080.N1	26-NOV-2008 10:53:06	Straylight	77.000	179	24Omi2CMa	3.0320	24000.	154	35247	No
90	GOM_NL__2PRFIN20081126_105753_000001022074_00123_35247_6081.N1	26-NOV-2008 10:57:53	Straylight	102.00	1	9Alp CMa	-1.4400	11000.	204	35247	No
91	GOM_NL__2PRFIN20081126_110150_000000682074_00123_35247_6082.N1	26-NOV-2008 11:01:50	Straylight	68.000	7	19Bet Ori	0.10000	14000.	136	35247	No
92	GOM_NL__2PRFIN20081126_110513_000000692074_00123_35247_6083.N1	26-NOV-2008 11:05:13	Tw_i_and_stray	69.000	30	46Eps Ori	1.6940	30000.	138	35247	No
93	GOM_NL__2PRFIN20081126_110806_000000732074_00123_35247_6084.N1	26-NOV-2008 11:08:06	Bright	73.000	27	24Gam Ori	1.6360	26000.	146	35247	No
94	GOM_NL__2PRFIN20081126_111008_000000562074_00123_35247_6085.N1	26-NOV-2008 11:10:08	Bright	55.500	13	87Alp Tau	0.86700	3800.0	111	35247	No
95	GOM_NL__2PRFIN20081126_111617_000000492074_00123_35247_6086.N1	26-NOV-2008 11:16:17	Bright	49.000	114	3lot Aur	2.6930	4600.0	98	35247	No
96	GOM_NL__2PRFIN20081126_112043_000000492074_00123_35247_6087.N1	26-NOV-2008 11:20:43	Bright	48.500	6	13Alp Aur	0.080000	3400.0	97	35247	No
97	GOM_NL__2PRFIN20081126_112252_000000542074_00123_35247_6088.N1	26-NOV-2008 11:22:52	Bright	54.000	42	34Bet Aur	1.9000	10200.	108	35247	No
98	GOM_NL__2PRFIN20081126_114232_000000502074_00123_35247_6089.N1	26-NOV-2008 11:42:32	Bright	50.000	174	52Psi UMa	3.0040	4400.0	100	35247	No
99	GOM_NL__2PRFIN20081126_115250_000000612074_00123_35247_6090.N1	26-NOV-2008 11:52:50	Bright	60.500	96	68Del Leo	2.5600	9300.0	121	35247	No
100	GOM_NL__2PRFIN20081126_122352_000000552074_00124_35248_2867.N1	26-NOV-2008 12:23:52	Dark	54.500	70	Zet Pup	2.2460	39000.	109	35248	No
101	GOM_NL__2PRFIN20081126_122732_000000552074_00124_35248_2868.N1	26-NOV-2008 12:27:32	Dark	55.000	117	Pi Pup	2.7060	3800.0	110	35248	No

102	GOM_NL__2PRFIN20081126_123128_000000702074_00124_35248_2869.N1	26-NOV-2008 12:31:28	Dark	69.500	23	21Eps CMa	1.5020	26000.	139	35248	No
103	GOM_NL__2PRFIN20081126_123342_000000812074_00124_35248_2870.N1	26-NOV-2008 12:33:42	Straylight	80.500	179	24Omi2CMa	3.0320	24000.	161	35248	No
104	GOM_NL__2PRFIN20081126_123829_000001012074_00124_35248_2871.N1	26-NOV-2008 12:38:29	Straylight	100.50	1	9Alp CMa	-1.4400	11000.	201	35248	No
105	GOM_NL__2PRFIN20081126_124226_000000642074_00124_35248_2872.N1	26-NOV-2008 12:42:26	Straylight	64.000	7	19Bet Ori	0.10000	14000.	128	35248	No
106	GOM_NL__2PRFIN20081126_124549_000000722074_00124_35248_2873.N1	26-NOV-2008 12:45:49	Tw_i_and_stray	72.000	30	46Eps Ori	1.6940	30000.	144	35248	No
107	GOM_NL__2PRFIN20081126_124841_000000712074_00124_35248_2874.N1	26-NOV-2008 12:48:41	Bright	71.000	27	24Gam Ori	1.6360	26000.	142	35248	No
108	GOM_NL__2PRFIN20081126_125044_000000522074_00124_35248_2875.N1	26-NOV-2008 12:50:44	Bright	51.500	13	87Alp Tau	0.86700	3800.0	103	35248	No
109	GOM_NL__2PRFIN20081126_125652_000000472074_00124_35248_2876.N1	26-NOV-2008 12:56:52	Bright	47.000	114	3lot Aur	2.6930	4600.0	94	35248	No
110	GOM_NL__2PRFIN20081126_130118_000000492074_00124_35248_2877.N1	26-NOV-2008 13:01:18	Bright	49.000	6	13Alp Aur	0.080000	3400.0	98	35248	No
111	GOM_NL__2PRFIN20081126_130327_000000552074_00124_35248_2878.N1	26-NOV-2008 13:03:27	Bright	54.500	42	34Bet Aur	1.9000	10200.	109	35248	No
112	GOM_NL__2PRFIN20081126_132308_000000492074_00124_35248_2879.N1	26-NOV-2008 13:23:08	Bright	48.500	174	52Psi UMa	3.0040	4400.0	97	35248	No
113	GOM_NL__2PRFIN20081126_133326_000000622074_00124_35248_2880.N1	26-NOV-2008 13:33:26	Bright	61.500	96	68Del Leo	2.5600	9300.0	123	35248	No
114	GOM_NL__2PRFIN20081126_140429_000000542074_00125_35249_2891.N1	26-NOV-2008 14:04:29	Dark	54.000	70	Zet Pup	2.2460	39000.	108	35249	No
115	GOM_NL__2PRFIN20081126_140809_000000672074_00125_35249_2892.N1	26-NOV-2008 14:08:09	Dark	67.000	117	Pi Pup	2.7060	3800.0	134	35249	No
116	GOM_NL__2PRFIN20081126_141205_000000722074_00125_35249_2893.N1	26-NOV-2008 14:12:05	Dark	71.500	23	21Eps CMa	1.5020	26000.	143	35249	No
117	GOM_NL__2PRFIN20081126_141419_000000802074_00125_35249_2894.N1	26-NOV-2008 14:14:19	Straylight	80.000	179	24Omi2CMa	3.0320	24000.	160	35249	No
118	GOM_NL__2PRFIN20081126_141905_000001082074_00125_35249_2895.N1	26-NOV-2008 14:19:05	Straylight	107.50	1	9Alp CMa	-1.4400	11000.	215	35249	No
119	GOM_NL__2PRFIN20081126_142301_000000702074_00125_35249_2896.N1	26-NOV-2008 14:23:01	Straylight	69.500	7	19Bet Ori	0.10000	14000.	139	35249	No
120	GOM_NL__2PRFIN20081126_142624_000000692074_00125_35249_2897.N1	26-NOV-2008 14:26:24	Tw_i_and_stray	69.000	30	46Eps Ori	1.6940	30000.	138	35249	No
121	GOM_NL__2PRFIN20081126_142917_000000672074_00125_35249_2898.N1	26-NOV-2008 14:29:17	Bright	67.000	27	24Gam Ori	1.6360	26000.	134	35249	No
122	GOM_NL__2PRFIN20081126_143119_000000552074_00125_35249_2899.N1	26-NOV-2008 14:31:19	Bright	54.500	13	87Alp Tau	0.86700	3800.0	109	35249	No
123	GOM_NL__2PRFIN20081126_143728_000000512074_00125_35249_2900.N1	26-NOV-2008 14:37:28	Bright	50.500	114	3lot Aur	2.6930	4600.0	101	35249	No
124	GOM_NL__2PRFIN20081126_144153_000000502074_00125_35249_2901.N1	26-NOV-2008 14:41:53	Bright	50.000	6	13Alp Aur	0.080000	3400.0	100	35249	No
125	GOM_NL__2PRFIN20081126_144401_000000542074_00125_35249_2902.N1	26-NOV-2008 14:44:01	Bright	54.000	42	34Bet Aur	1.9000	10200.	108	35249	No
126	GOM_NL__2PRFIN20081126_150344_000000482074_00125_35249_2903.N1	26-NOV-2008 15:03:44	Bright	48.000	174	52Psi UMa	3.0040	4400.0	96	35249	No
127	GOM_NL__2PRFIN20081126_151403_000000622074_00125_35249_2904.N1	26-NOV-2008 15:14:03	Bright	62.000	96	68Del Leo	2.5600	9300.0	124	35249	No
128	GOM_NL__2PRFIN20081126_154506_000000532074_00126_35250_2931.N1	26-NOV-2008 15:45:06	Dark	53.000	70	Zet Pup	2.2460	39000.	106	35250	No
129	GOM_NL__2PRFIN20081126_154846_000000602074_00126_35250_2932.N1	26-NOV-2008 15:48:46	Dark	59.500	117	Pi Pup	2.7060	3800.0	119	35250	No
130	GOM_NL__2PRFIN20081126_155241_000000692074_00126_35250_2933.N1	26-NOV-2008 15:52:41	Dark	69.000	23	21Eps CMa	1.5020	26000.	138	35250	No
131	GOM_NL__2PRFIN20081126_155455_000000802074_00126_35250_2934.N1	26-NOV-2008 15:54:55	Straylight	79.500	179	24Omi2CMa	3.0320	24000.	159	35250	No
132	GOM_NL__2PRFIN20081126_155941_000001032074_00126_35250_2935.N1	26-NOV-2008 15:59:41	Straylight	102.50	1	9Alp CMa	-1.4400	11000.	205	35250	No
133	GOM_NL__2PRFIN20081126_160337_000000662074_00126_35250_2936.N1	26-NOV-2008 16:03:37	Straylight	65.500	7	19Bet Ori	0.10000	14000.	131	35250	No
134	GOM_NL__2PRFIN20081126_160659_000000692074_00126_35250_2937.N1	26-NOV-2008 16:06:59	Tw_i_and_stray	68.500	30	46Eps Ori	1.6940	30000.	137	35250	No
135	GOM_NL__2PRFIN20081126_160952_000000722074_00126_35250_2938.N1	26-NOV-2008 16:09:52	Bright	71.500	27	24Gam Ori	1.6360	26000.	143	35250	No
136	GOM_NL__2PRFIN20081126_161155_000000552074_00126_35250_2939.N1	26-NOV-2008 16:11:55	Bright	54.500	13	87Alp Tau	0.86700	3800.0	109	35250	No
137	GOM_NL__2PRFIN20081126_161803_000000492074_00126_35250_2940.N1	26-NOV-2008 16:18:03	Bright	48.500	114	3lot Aur	2.6930	4600.0	97	35250	No
138	GOM_NL__2PRFIN20081126_162229_000000502074_00126_35250_2941.N1	26-NOV-2008 16:22:29	Bright	50.000	6	13Alp Aur	0.080000	3400.0	100	35250	No
139	GOM_NL__2PRFIN20081126_162436_000000552074_00126_35250_2942.N1	26-NOV-2008 16:24:36	Bright	54.500	42	34Bet Aur	1.9000	10200.	109	35250	No
140	GOM_NL__2PRFIN20081126_164420_000000482074_00126_35250_2943.N1	26-NOV-2008 16:44:20	Bright	48.000	174	52Psi UMa	3.0040	4400.0	96	35250	No
141	GOM_NL__2PRFIN20081126_165439_000000612074_00126_35250_2944.N1	26-NOV-2008 16:54:39	Bright	61.000	96	68Del Leo	2.5600	9300.0	122	35250	No
142	GOM_NL__2PRFIN20081126_172543_000000552074_00127_35251_2960.N1	26-NOV-2008 17:25:43	Dark	55.000	70	Zet Pup	2.2460	39000.	110	35251	No
143	GOM_NL__2PRFIN20081126_172923_000000632074_00127_35251_2961.N1	26-NOV-2008 17:29:23	Dark	63.000	117	Pi Pup	2.7060	3800.0	126	35251	No
144	GOM_NL__2PRFIN20081126_173318_000000702074_00127_35251_2962.N1	26-NOV-2008 17:33:18	Dark	69.500	23	21Eps CMa	1.5020	26000.	139	35251	No
145	GOM_NL__2PRFIN20081126_173532_000000772074_00127_35251_2963.N1	26-NOV-2008 17:35:32	Straylight	77.000	179	24Omi2CMa	3.0320	24000.	154	35251	No
146	GOM_NL__2PRFIN20081126_174018_000001122074_00127_35251_2964.N1	26-NOV-2008 17:40:18	Straylight	112.00	1	9Alp CMa	-1.4400	11000.	224	35251	No
147	GOM_NL__2PRFIN20081126_174413_000000702074_00127_35251_2965.N1	26-NOV-2008 17:44:13	Straylight	70.000	7	19Bet Ori	0.10000	14000.	140	35251	No
148	GOM_NL__2PRFIN20081126_174735_000000712074_00127_35251_2966.N1	26-NOV-2008 17:47:35	Tw_i_and_stray	70.500	30	46Eps Ori	1.6940	30000.	141	35251	No
149	GOM_NL__2PRFIN20081126_175027_000000732074_00127_35251_2967.N1	26-NOV-2008 17:50:27	Bright	72.500	27	24Gam Ori	1.6360	26000.	145	35251	No
150	GOM_NL__2PRFIN20081126_175230_000000572074_00127_35251_2968.N1	26-NOV-2008 17:52:30	Bright	57.000	13	87Alp Tau	0.86700	3800.0	114	35251	No
151	GOM_NL__2PRFIN20081126_175838_000000492074_00127_35251_2969.N1	26-NOV-2008 17:58:38	Bright	49.000	114	3lot Aur	2.6930	4600.0	98	35251	No
152	GOM_NL__2PRFIN20081126_180304_000000692074_00127_35251_2970.N1	26-NOV-2008 18:03:04	Bright	69.000	6	13Alp Aur	0.080000	3400.0	138	35251	No
153	GOM_NL__2PRFIN20081126_180511_000000542074_00127_35251_2971.N1	26-NOV-2008 18:05:11	Bright	53.500	42	34Bet Aur	1.9000	10200.	107	35251	No
154	GOM_NL__2PRFIN20081126_182455_000000512074_00127_35251_2972.N1	26-NOV-2008 18:24:55	Bright	50.500	174	52Psi UMa	3.0040	4400.0	101	35251	No
155	GOM_NL__2PRFIN20081126_183516_000000632074_00127_35251_2973.N1	26-NOV-2008 18:35:16	Bright	63.000	96	68Del Leo	2.5600	9300.0	126	35251	No
156	GOM_NL__2PRFIN20081126_190620_000000562074_00128_35252_2987.N1	26-NOV-2008 19:06:20	Dark	55.500	70	Zet Pup	2.2460	39000.	111	35252	No
157	GOM_NL__2PRFIN20081126_190959_000000602074_00128_35252_2988.N1	26-NOV-2008 19:09:59	Dark	60.000	117	Pi Pup	2.7060	3800.0	120	35252	No
158	GOM_NL__2PRFIN20081126_191355_000000732074_00128_35252_2989.N1	26-NOV-2008 19:13:55	Dark	72.500	23	21Eps CMa	1.5020	26000.	145	35252	No
159	GOM_NL__2PRFIN20081126_191609_000000762074_00128_35252_2990.N1	26-NOV-2008 19:16:09	Straylight	76.000	179	24Omi2CMa	3.0320	24000.	152	35252	No
160	GOM_NL__2PRFIN20081126_192054_000001042074_00128_35252_2991.N1	26-NOV-2008 19:20:54	Straylight	104.00	1	9Alp CMa	-1.4400	11000.	208	35252	No

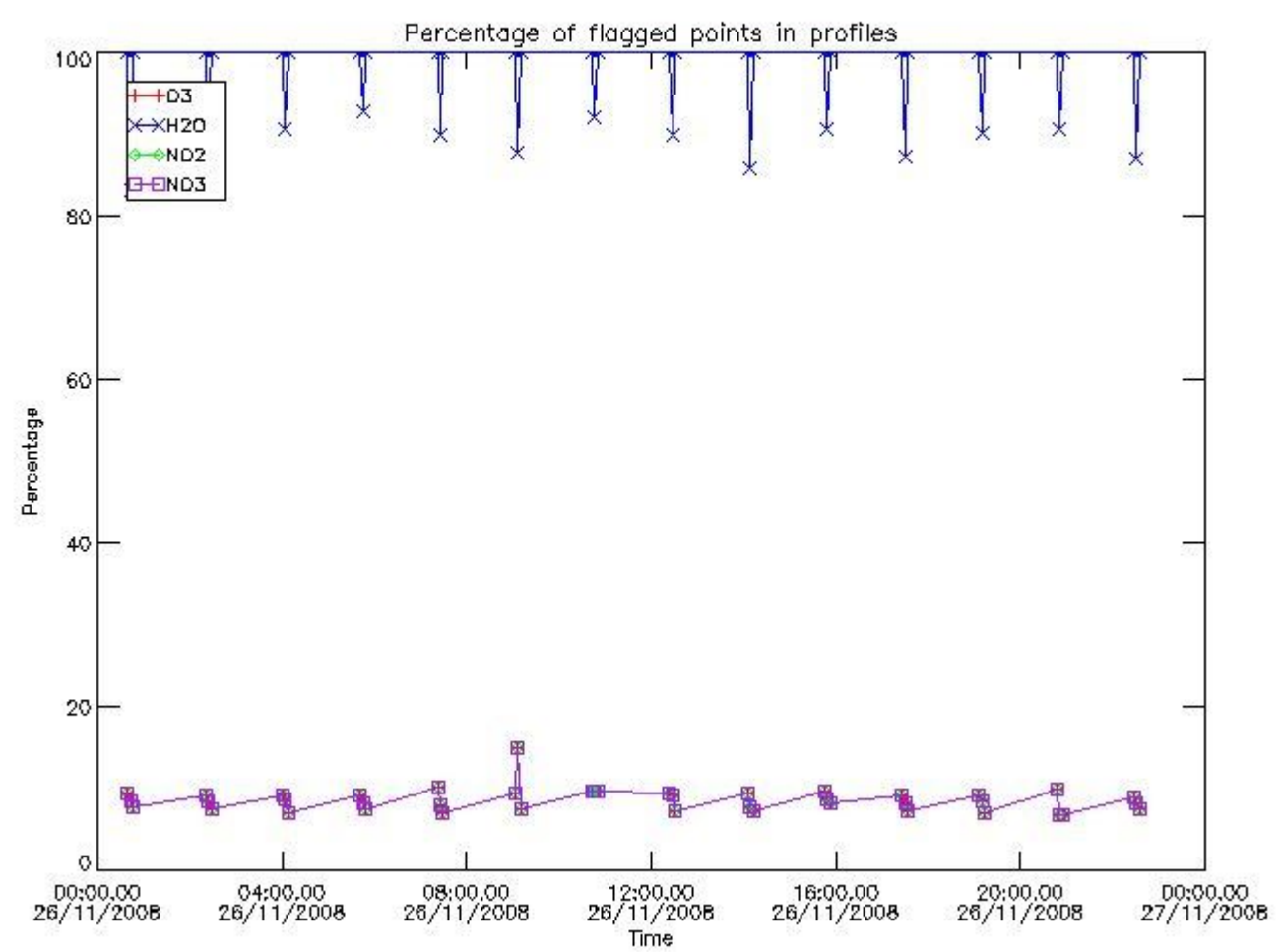


161	GOM_NL__2PRFIN20081126_192449_000000682074_00128_35252_2992.N1	26-NOV-2008 19:24:49	Straylight	68.000	7	19Bet Ori	0.10000	14000.	136	35252	No
162	GOM_NL__2PRFIN20081126_192810_000000722074_00128_35252_2993.N1	26-NOV-2008 19:28:10	Twilight_stray	71.500	30	46Eps Ori	1.6940	30000.	143	35252	No
163	GOM_NL__2PRFIN20081126_193103_000000722074_00128_35252_2994.N1	26-NOV-2008 19:31:03	Bright	71.500	27	24Gam Ori	1.6360	26000.	143	35252	No
164	GOM_NL__2PRFIN20081126_193306_000000552074_00128_35252_2995.N1	26-NOV-2008 19:33:06	Bright	54.500	13	87Alp Tau	0.86700	3800.0	109	35252	No
165	GOM_NL__2PRFIN20081126_193913_000000472074_00128_35252_2996.N1	26-NOV-2008 19:39:13	Bright	46.500	114	3lot Aur	2.6930	4600.0	93	35252	No
166	GOM_NL__2PRFIN20081126_194339_000000502074_00128_35252_2997.N1	26-NOV-2008 19:43:39	Bright	50.000	6	13Alp Aur	0.080000	3400.0	100	35252	No
167	GOM_NL__2PRFIN20081126_194546_000000532074_00128_35252_2998.N1	26-NOV-2008 19:45:46	Bright	53.000	42	34Bet Aur	1.9000	10200.	106	35252	No
168	GOM_NL__2PRFIN20081126_200531_000000512074_00128_35252_2999.N1	26-NOV-2008 20:05:31	Bright	51.000	174	52Psi UMa	3.0040	4400.0	102	35252	No
169	GOM_NL__2PRFIN20081126_201552_000000612074_00128_35252_3000.N1	26-NOV-2008 20:15:52	Bright	60.500	96	68Del Leo	2.5600	9300.0	121	35252	No
170	GOM_NL__2PRFIN20081126_204657_000000562074_00129_35253_3014.N1	26-NOV-2008 20:46:57	Dark	56.000	70	Zet Pup	2.2460	39000.	112	35253	No
171	GOM_NL__2PRFIN20081126_205036_000000762074_00129_35253_3015.N1	26-NOV-2008 20:50:36	Dark	75.500	117	Pi Pup	2.7060	3800.0	151	35253	No
172	GOM_NL__2PRFIN20081126_205432_000000752074_00129_35253_3016.N1	26-NOV-2008 20:54:32	Dark	74.500	23	21Eps CMa	1.5020	26000.	149	35253	No
173	GOM_NL__2PRFIN20081126_205646_000000792074_00129_35253_3017.N1	26-NOV-2008 20:56:46	Straylight	79.000	179	24Omi2CMa	3.0320	24000.	158	35253	No
174	GOM_NL__2PRFIN20081126_210130_000001082074_00129_35253_3018.N1	26-NOV-2008 21:01:30	Straylight	107.50	1	9Alp CMa	-1.4400	11000.	215	35253	No
175	GOM_NL__2PRFIN20081126_210525_000000622074_00129_35253_3019.N1	26-NOV-2008 21:05:25	Straylight	61.500	7	19Bet Ori	0.10000	14000.	123	35253	No
176	GOM_NL__2PRFIN20081126_210846_000000712074_00129_35253_3020.N1	26-NOV-2008 21:08:46	Twilight_stray	70.500	30	46Eps Ori	1.6940	30000.	141	35253	No
177	GOM_NL__2PRFIN20081126_211138_000000732074_00129_35253_3021.N1	26-NOV-2008 21:11:38	Bright	72.500	27	24Gam Ori	1.6360	26000.	145	35253	No
178	GOM_NL__2PRFIN20081126_211341_000000562074_00129_35253_3022.N1	26-NOV-2008 21:13:41	Bright	56.000	13	87Alp Tau	0.86700	3800.0	112	35253	No
179	GOM_NL__2PRFIN20081126_211948_000000482074_00129_35253_3023.N1	26-NOV-2008 21:19:48	Bright	47.500	114	3lot Aur	2.6930	4600.0	95	35253	No
180	GOM_NL__2PRFIN20081126_212414_000000502074_00129_35253_3024.N1	26-NOV-2008 21:24:14	Bright	49.500	6	13Alp Aur	0.080000	3400.0	99	35253	No
181	GOM_NL__2PRFIN20081126_212621_000000542074_00129_35253_3025.N1	26-NOV-2008 21:26:21	Bright	53.500	42	34Bet Aur	1.9000	10200.	107	35253	No
182	GOM_NL__2PRFIN20081126_214607_000000482074_00129_35253_3026.N1	26-NOV-2008 21:46:07	Bright	48.000	174	52Psi UMa	3.0040	4400.0	96	35253	No
183	GOM_NL__2PRFIN20081126_215629_000000762074_00129_35253_3027.N1	26-NOV-2008 21:56:29	Bright	76.000	96	68Del Leo	2.5600	9300.0	152	35253	No
184	GOM_NL__2PRFIN20081126_222735_000000572074_00130_35254_3039.N1	26-NOV-2008 22:27:35	Dark	56.500	70	Zet Pup	2.2460	39000.	113	35254	No
185	GOM_NL__2PRFIN20081126_223113_000000622074_00130_35254_3040.N1	26-NOV-2008 22:31:13	Dark	61.500	117	Pi Pup	2.7060	3800.0	123	35254	No
186	GOM_NL__2PRFIN20081126_223508_000000682074_00130_35254_3041.N1	26-NOV-2008 22:35:08	Dark	67.500	23	21Eps CMa	1.5020	26000.	135	35254	No
187	GOM_NL__2PRFIN20081126_223722_000000792074_00130_35254_3042.N1	26-NOV-2008 22:37:22	Straylight	78.500	179	24Omi2CMa	3.0320	24000.	157	35254	No
188	GOM_NL__2PRFIN20081126_224206_000001082074_00130_35254_3043.N1	26-NOV-2008 22:42:06	Straylight	107.50	1	9Alp CMa	-1.4400	11000.	215	35254	No
189	GOM_NL__2PRFIN20081126_224600_000000612074_00130_35254_3044.N1	26-NOV-2008 22:46:00	Straylight	61.000	7	19Bet Ori	0.10000	14000.	122	35254	No
190	GOM_NL__2PRFIN20081126_224921_000000692074_00130_35254_3045.N1	26-NOV-2008 22:49:21	Twilight_stray	68.500	30	46Eps Ori	1.6940	30000.	137	35254	No
191	GOM_NL__2PRFIN20081126_225213_000000752074_00130_35254_3046.N1	26-NOV-2008 22:52:13	Bright	74.500	27	24Gam Ori	1.6360	26000.	149	35254	No
192	GOM_NL__2PRFIN20081126_225417_000000522074_00130_35254_3047.N1	26-NOV-2008 22:54:17	Bright	51.500	13	87Alp Tau	0.86700	3800.0	103	35254	No
193	GOM_NL__2PRFIN20081126_230024_000000492074_00130_35254_3048.N1	26-NOV-2008 23:00:24	Bright	48.500	114	3lot Aur	2.6930	4600.0	97	35254	No
194	GOM_NL__2PRFIN20081126_230449_000000582074_00130_35254_3049.N1	26-NOV-2008 23:04:49	Bright	57.500	6	13Alp Aur	0.080000	3400.0	115	35254	No
195	GOM_NL__2PRFIN20081126_230656_000000542074_00130_35254_3050.N1	26-NOV-2008 23:06:56	Bright	53.500	42	34Bet Aur	1.9000	10200.	107	35254	No
196	GOM_NL__2PRFIN20081126_232643_000000502074_00130_35254_3051.N1	26-NOV-2008 23:26:43	Bright	50.000	174	52Psi UMa	3.0040	4400.0	100	35254	No
197	GOM_NL__2PRFIN20081126_233705_000000612074_00130_35254_3052.N1	26-NOV-2008 23:37:05	Bright	60.500	96	68Del Leo	2.5600	9300.0	121	35254	No

### 3. Quality information per product

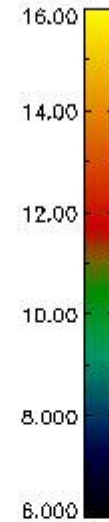
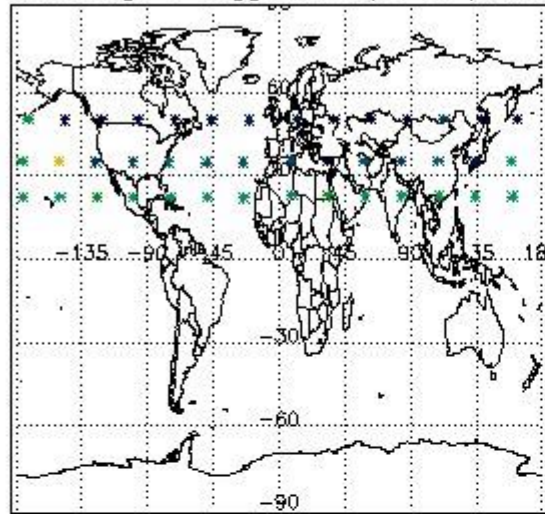
In this section it is plotted some information contained in the Quality Summary data set of the level 2 products. Only products in dark limb conditions and without errors (error flag in the MPH set to "0") are used.

#### 3.1 Plot quality information per product (time dependant)

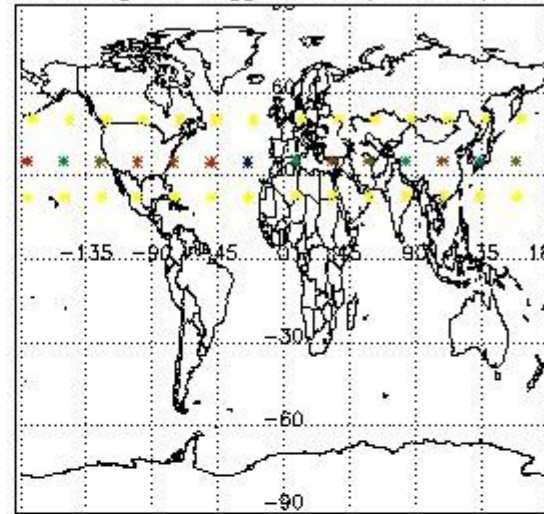


3.2 Plot quality information per product (world map)

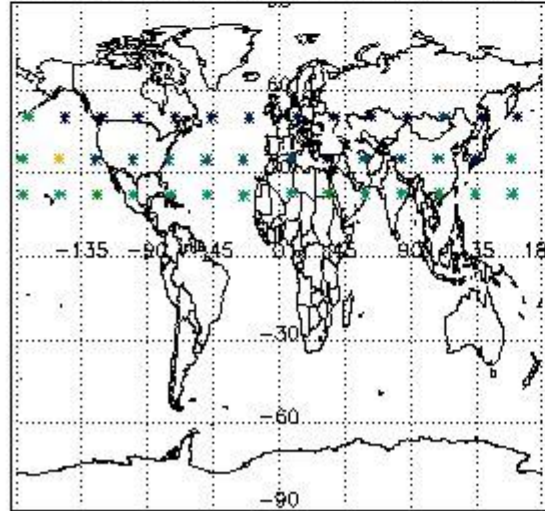
Percentage of flagged data per O3 profile



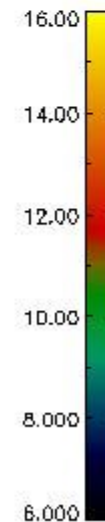
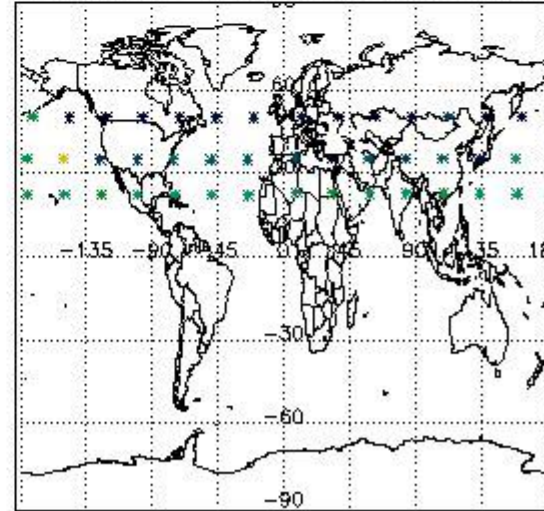
Percentage of flagged data per H2O profile



Percentage of flagged data per NO2 profile



Percentage of flagged data per NO3 profile

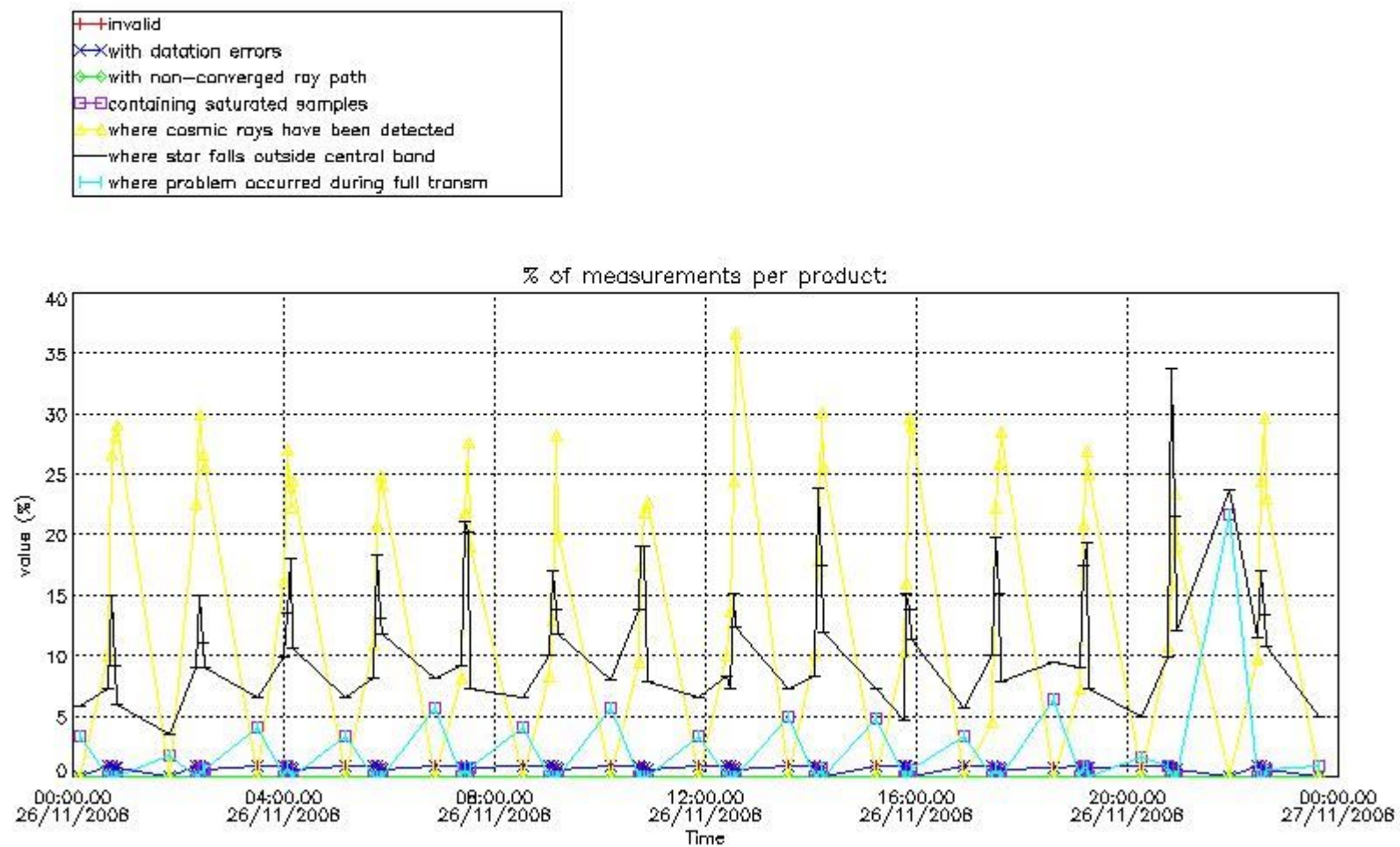


#### 4. Level 1 quality information per product

In this section it is plotted some information contained in the Quality Summary data set of the level 2 products that comes from the level 1b processing. Products without errors (error flag in the MPH set to "0") are used.

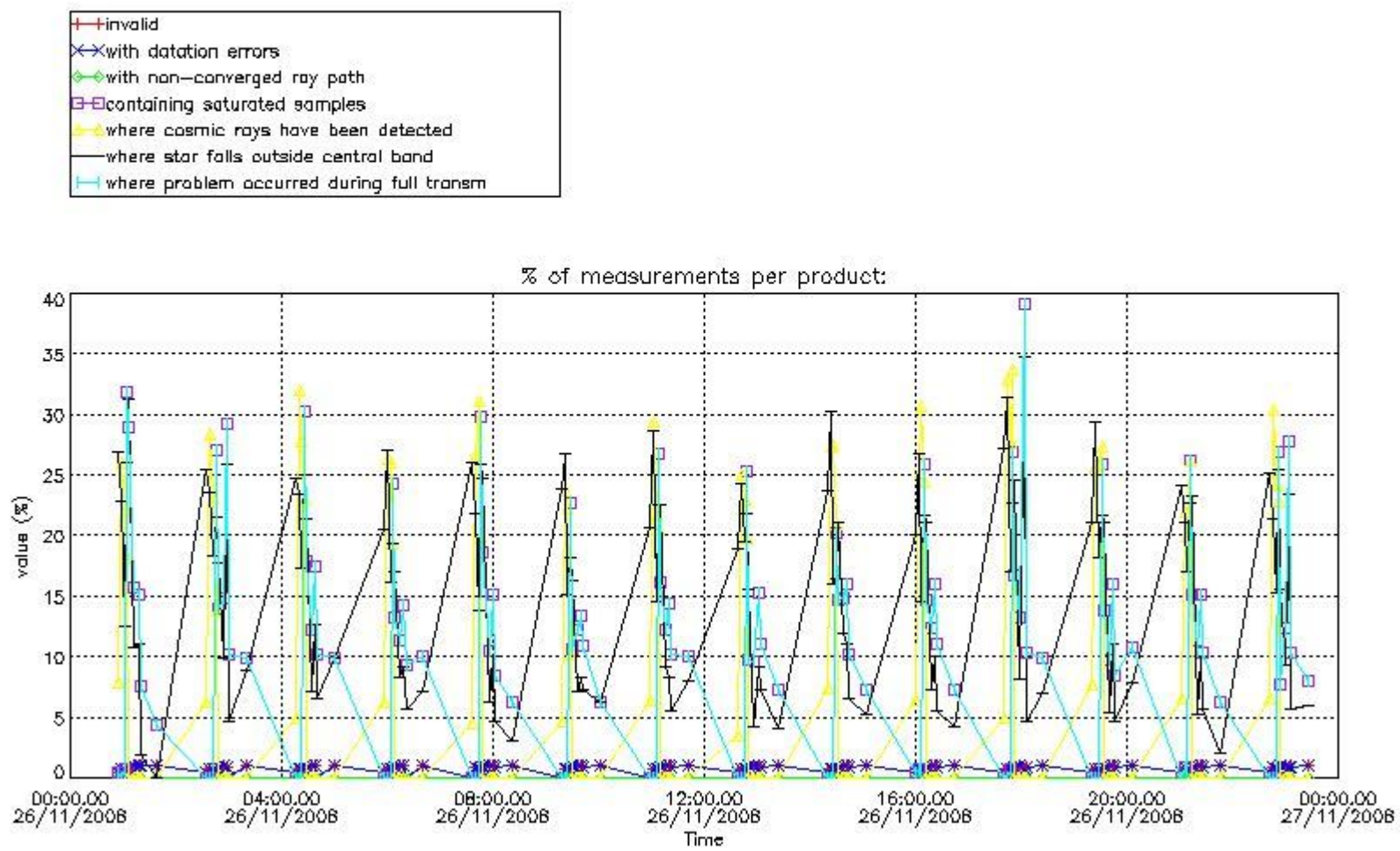
##### 4.1 Plot quality information per product (time dependant) coming from level 1b processing

###### 4.1.1 Plot level 1 quality information per product (time dependant): ENVISAT ASCENDING passes



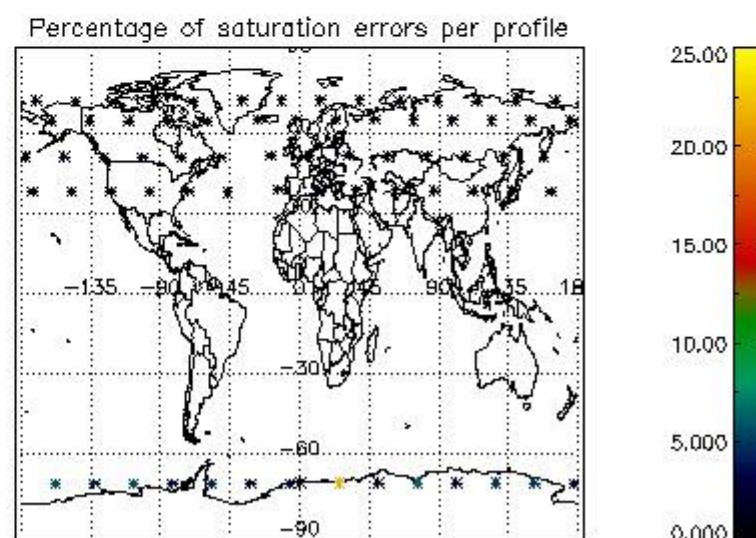
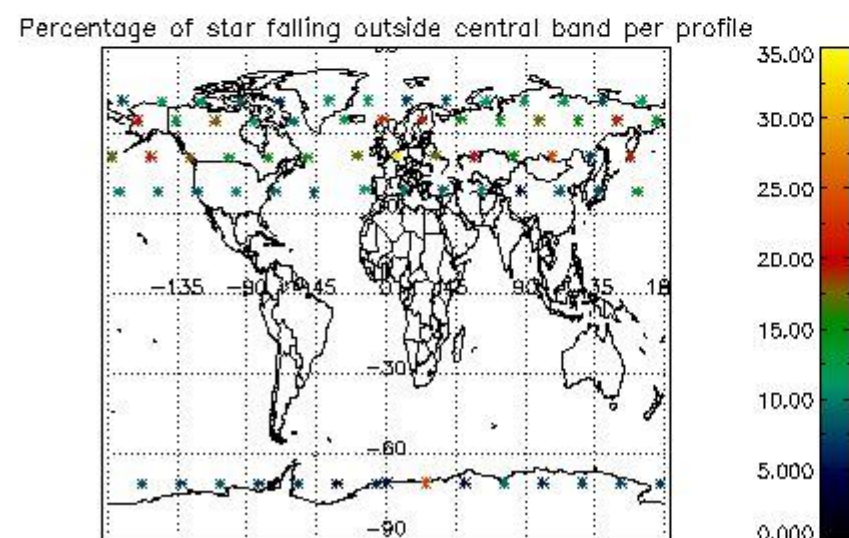
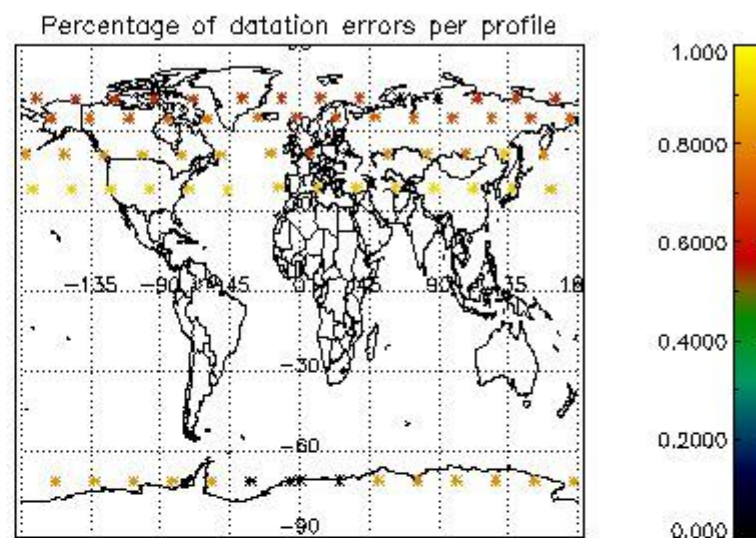
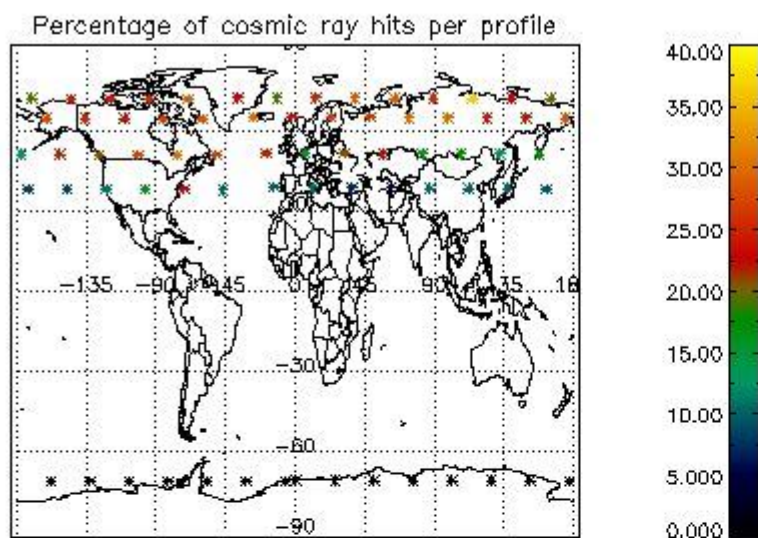
4.1.2 Plot level 1 quality information per product (time dependant): ENVI SAT DESCENDING passes





#### 4.2 Plot quality information per product coming from level 1b processing (world map)

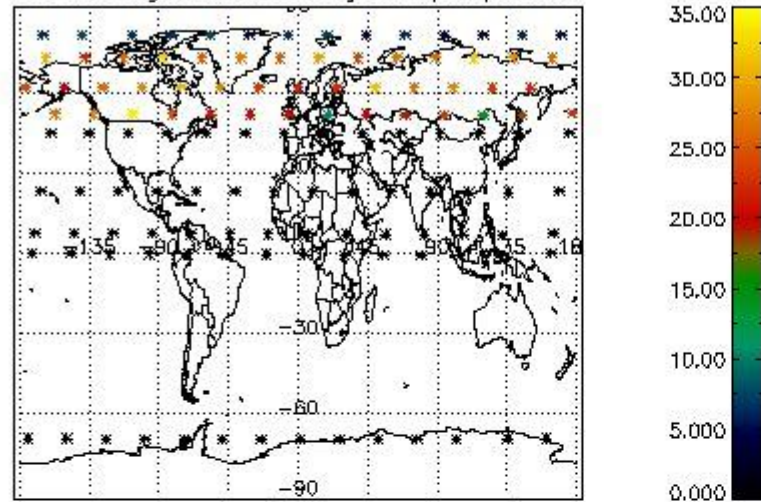
##### 4.2.1 Plot level 1 quality information per product (world map): ENVISAT ASCENDING passes



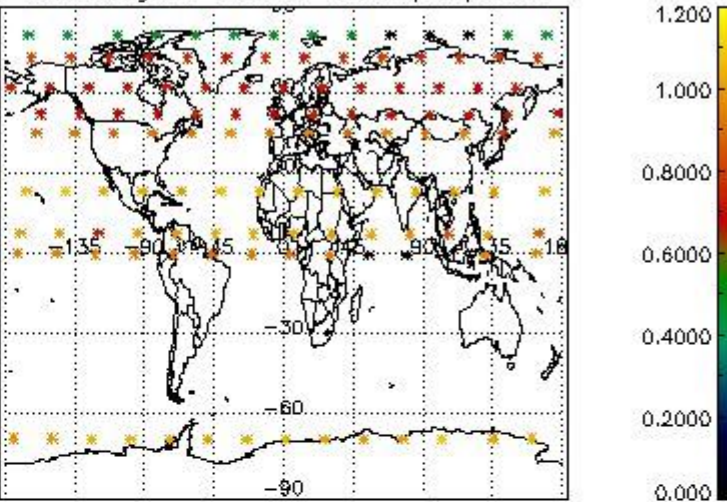
4.2.2 Plot level 1 quality information per product (world map): ENVISAT DESCENDING passes



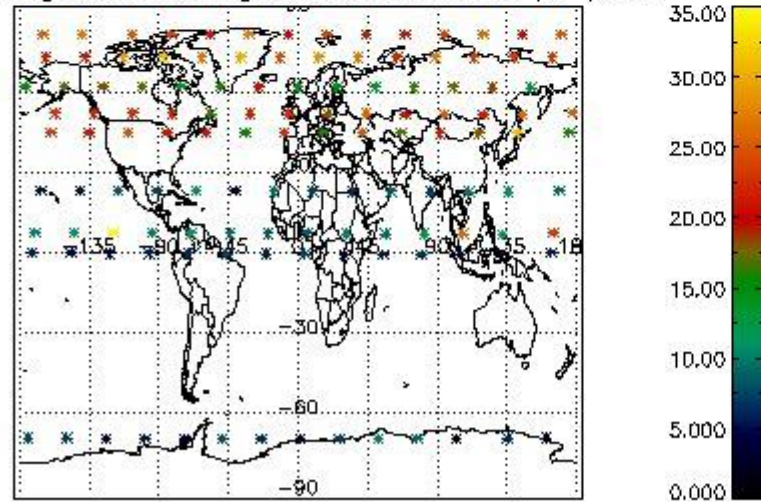
Percentage of cosmic ray hits per profile



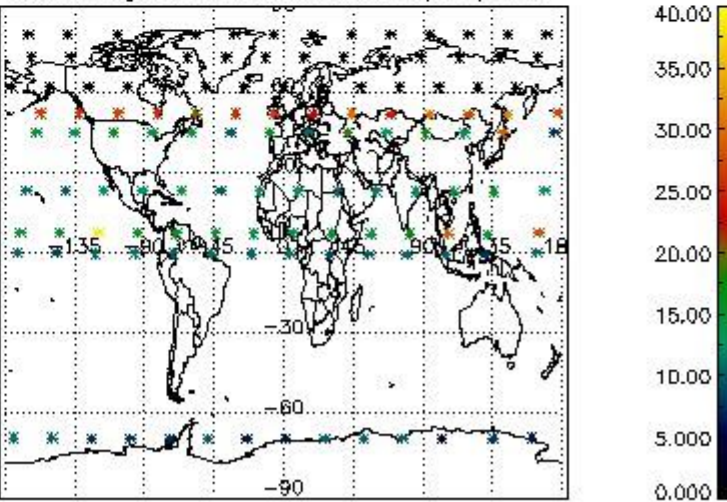
Percentage of datation errors per profile



Percentage of star falling outside central band per profile



Percentage of saturation errors per profile



## 5. Trace gas profiles

### 5.1 Ozone statistics based on quality of products

The final quality of the products can be "measured" using the STD (Standard Deviation) attached to every point profile. This information is written to the parameter GOM\_NL\_\_2P/NL\_LOCAL\_SPECIES\_DENSITY/o3\_std of the level 2 products. The table below shows the statistics for given STD ranges.

The statistics are given with respect to the overall valid production:

- Products without fatal errors: GOM\_NL\_\_2P/MPH/PRODUCT\_ERR=0
- Valid point profile: GOM\_NL\_\_2P/NL\_LOCAL\_SPECIES\_DENSITY/pcd(0)=0

The 'Criteria' is applied to valid points of dark limb products:

- Products in dark limb illumination condition: GOM\_NL\_\_2P/NL\_SUMMARY\_QUALITY/obs\_ill\_cond=0
- Products without fatal errors: GOM\_NL\_\_2P/MPH/PRODUCT\_ERR=0
- Valid point profile: GOM\_NL\_\_2P/NL\_LOCAL\_SPECIES\_DENSITY/pcd(0)=0

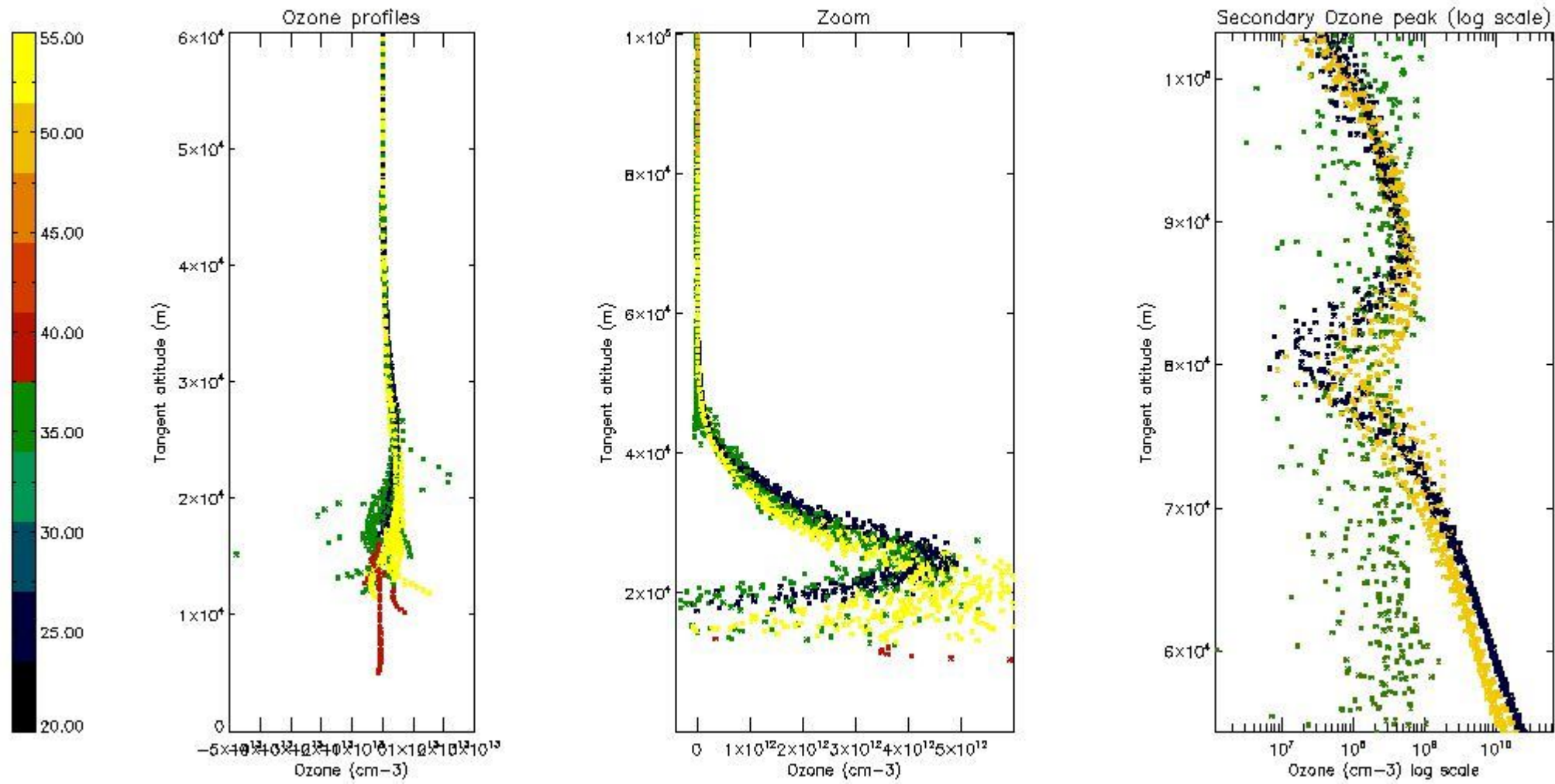
So, the table below shows the percentage of dark limb and valid observations for each criteria with respect to the overall valid daily observations.

Criteria	% of total production
All STD	21
STD < 20	12

STD < 10	10
STD < 5	8

5.2 Plot ozone profiles for all STD (dark without errors)

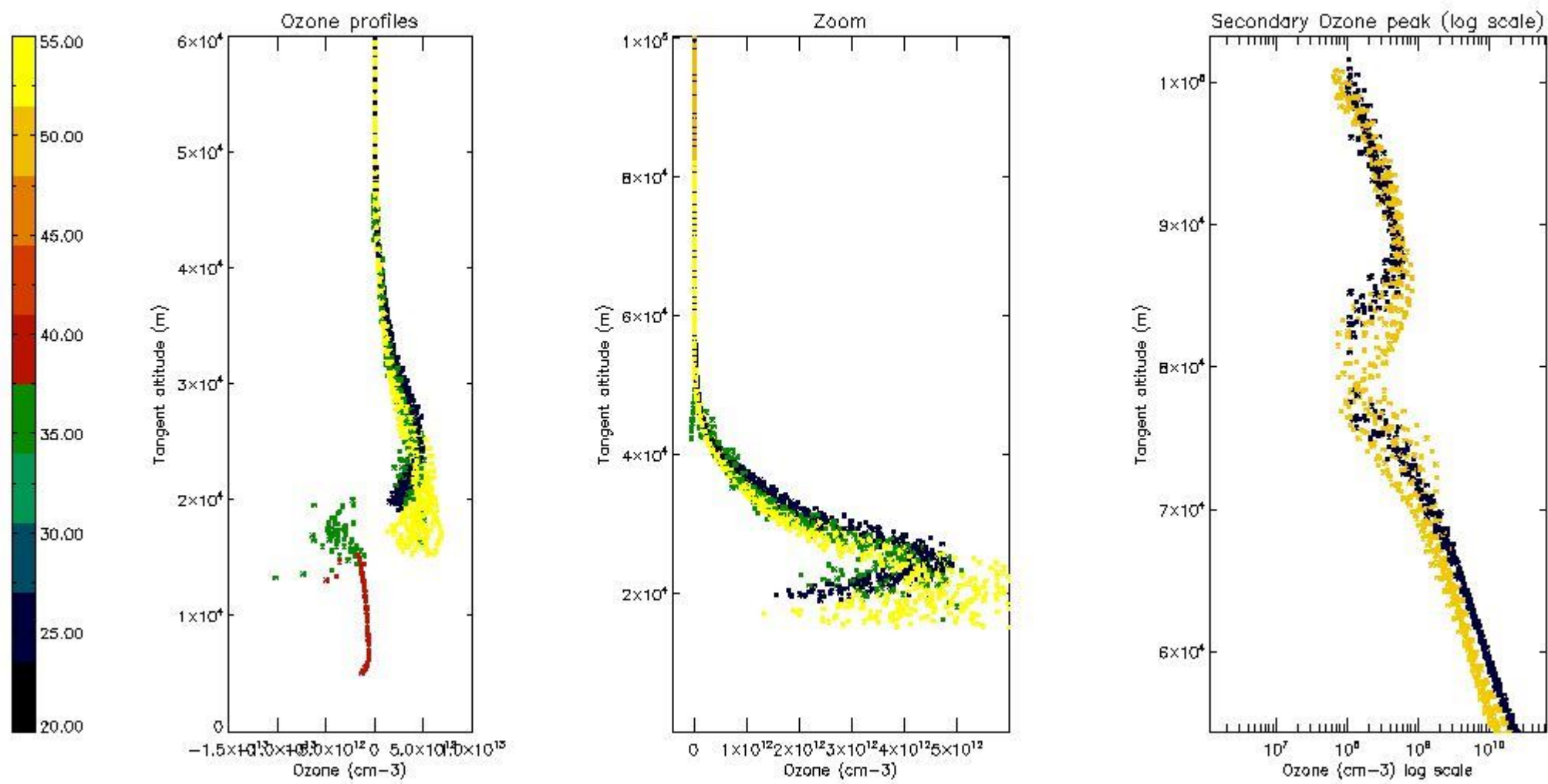
The colorbar represents the latitude.



5.3 Plot ozone profiles where STD < 20% (dark without errors)

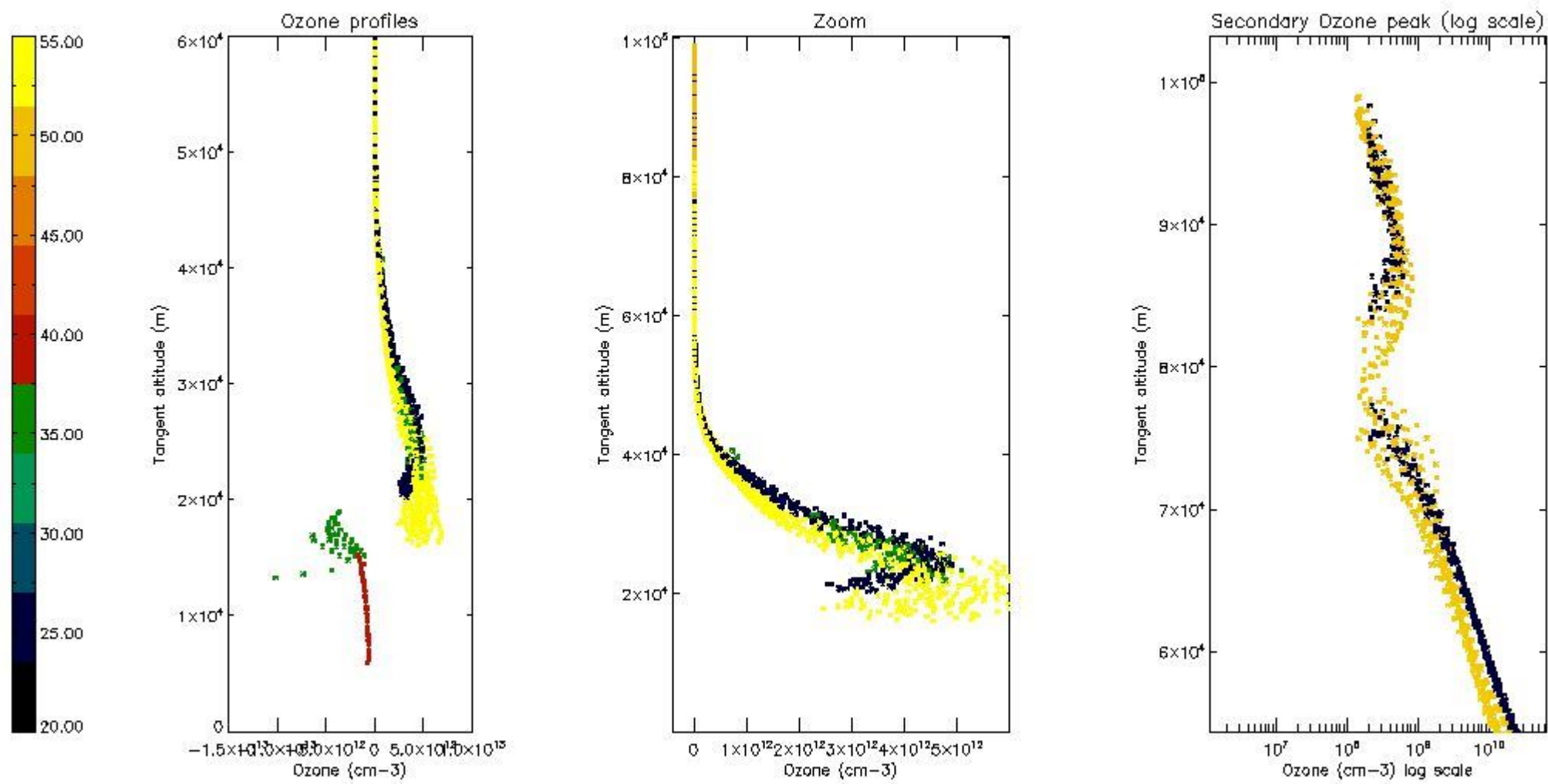
The colorbar represents the latitude.





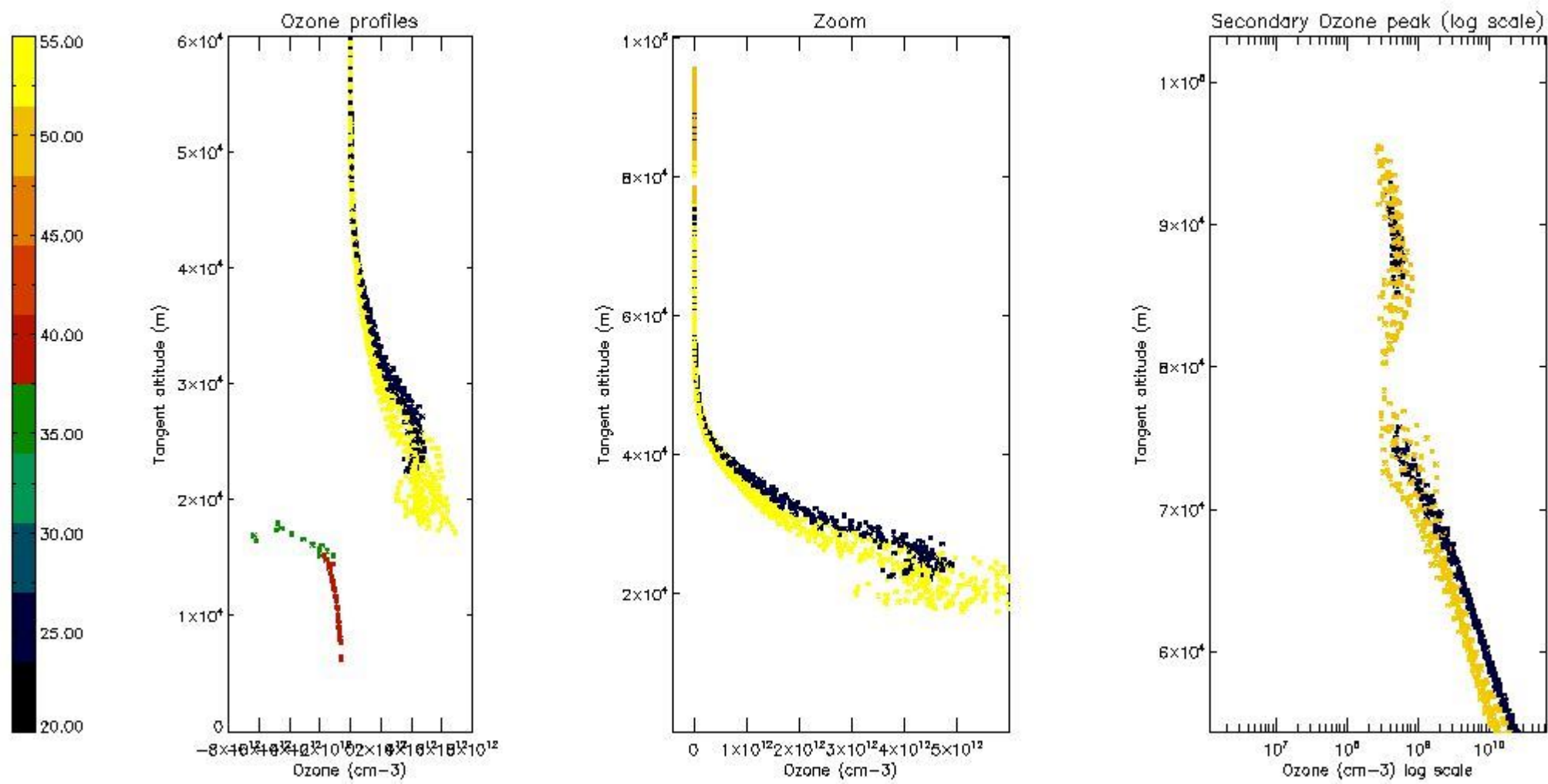
*5.4 Plot ozone profiles where STD < 10% (dark without errors)*

The colorbar represents the latitude.



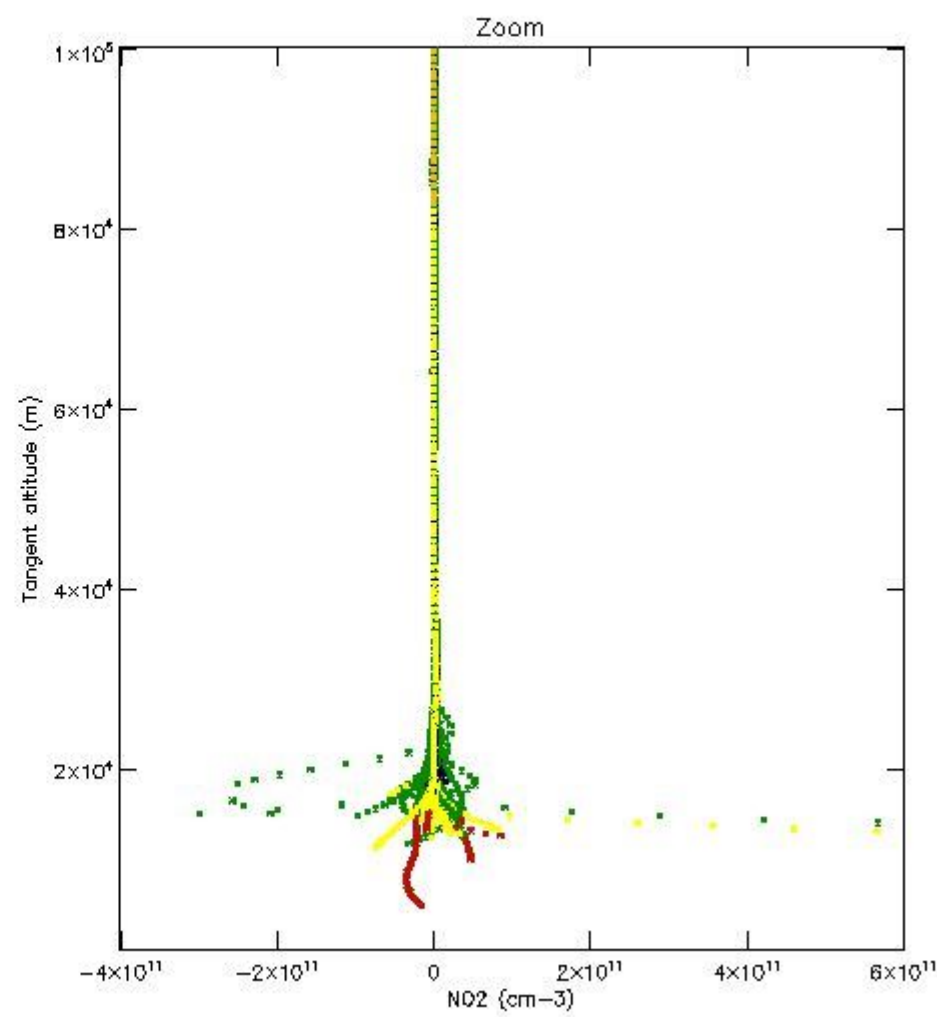
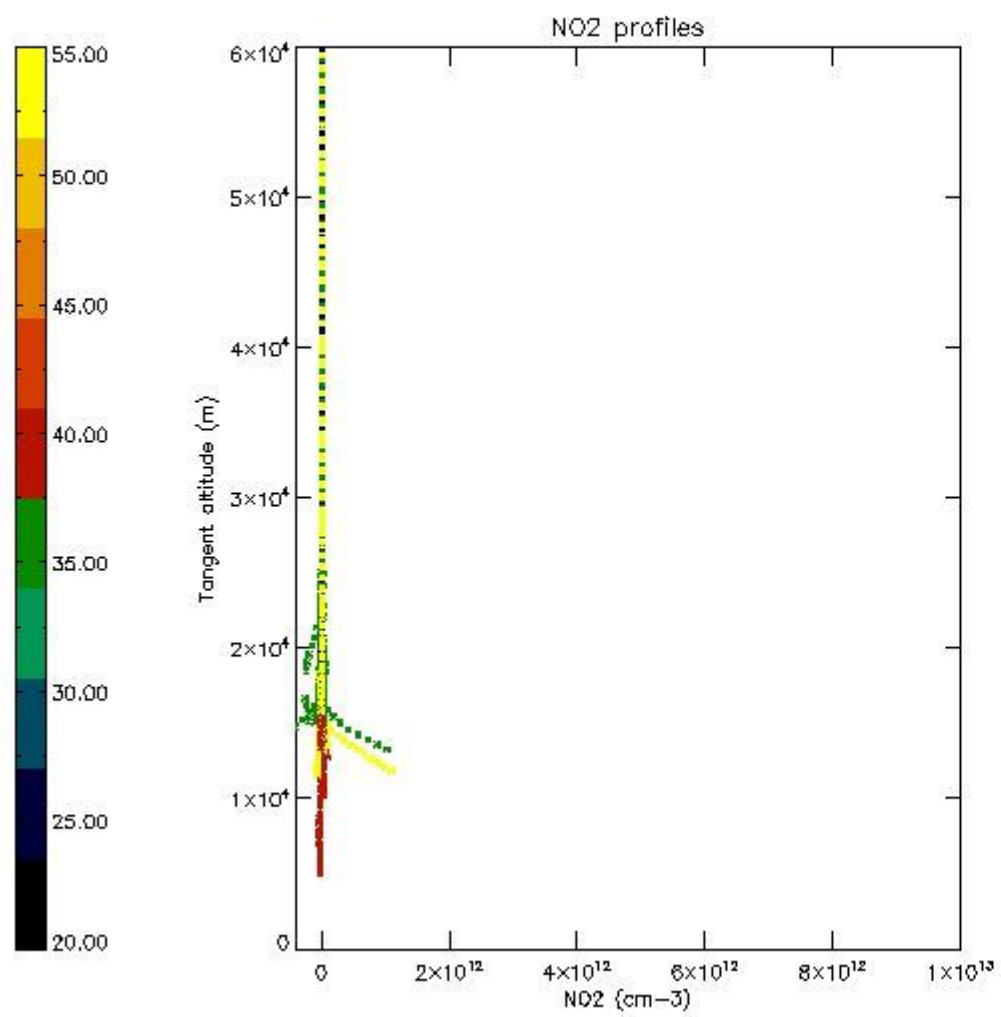
*5.5 Plot ozone profiles where STD < 5% (dark without errors)*

The colorbar represents the latitude.



*5.6 Plot NO<sub>2</sub> profiles for all STD (dark without errors)*

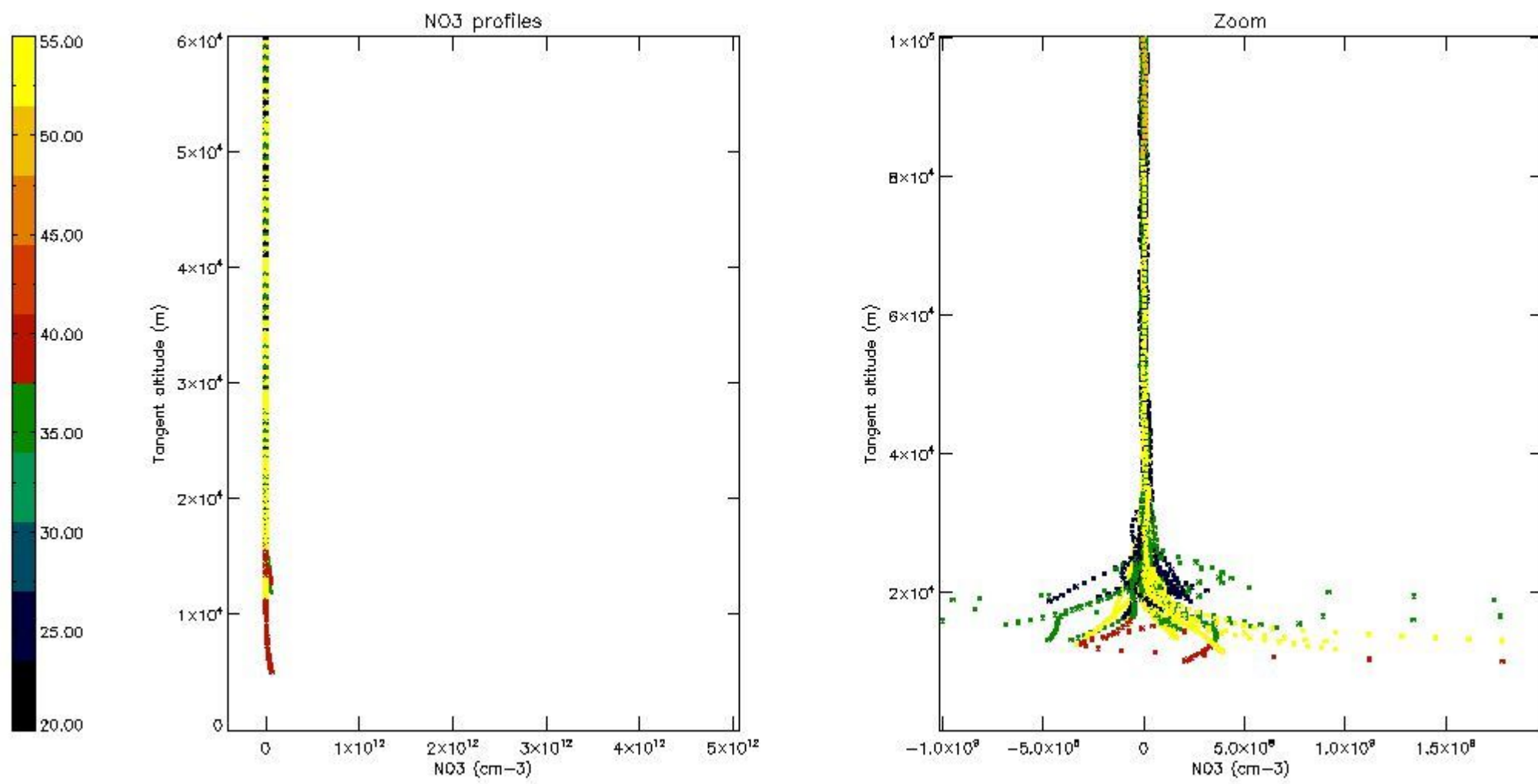
The colorbar represents the latitude.



*5.7 Plot NO3 profiles for all STD (dark without errors)*

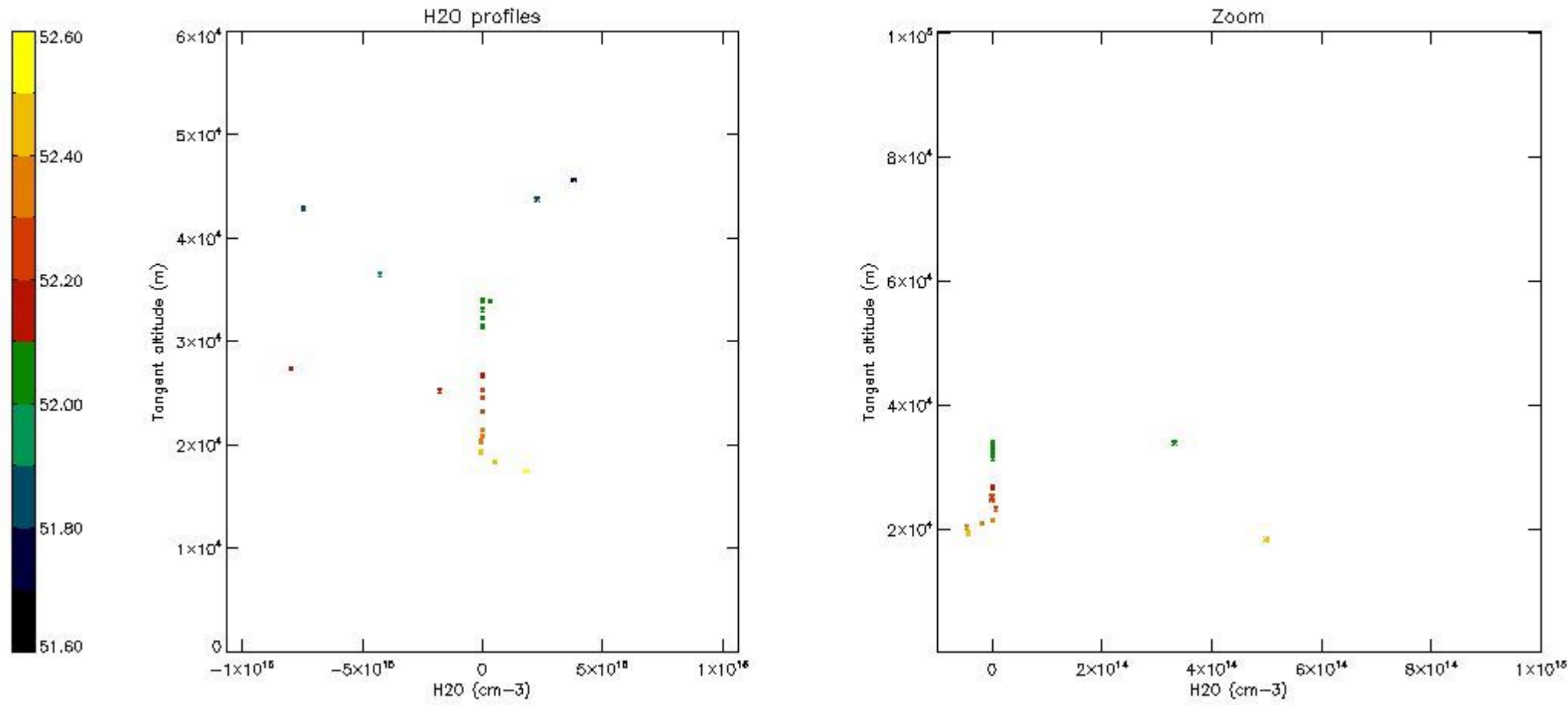
The colorbar represents the latitude.





5.8 Plot H2O profiles for all STD (only for occultations of stars 1,2,3,4,13,14,16,26,63 dark without errors)

The colorbar represents the latitude.



## 6. Auxiliary Data Files used for the production reported in section 2

The number reported in the third column indicates since which file (see list in section 2) the corresponding auxiliary file has been used. The fourth column is the date of those product files.

Type	Auxiliary Filename	Used since product	Used since product date
INST_PHYS_CHARACTERISTICS	GOM_INS_AXVIEC20091111_143220_20030716_120000_20500101_000000	1	26-NOV-2008 00:08:33
LEVEL-2_PROC_CONFIG	GOM_PR2_AXVIEC20091111_152718_20020301_000000_20500101_000000	1	26-NOV-2008 00:08:33
CROSS_SECTIONS_FILE	GOM_CRS_AXVIEC20091111_154832_20020301_000000_20500101_000000	1	26-NOV-2008 00:08:33

# GOMOS Level 2 Daily Report

## SUMMARY

### [1. General Info](#)

### [2. Summary of processed GOM\\_NL\\_2P products](#)

### [3. Level 2 Quality information per product](#)

#### [3.1 Plot of level 2 quality information per product \(time dependant\)](#)

#### [3.2 Plot of level 2 quality information per product \(world map\)](#)

### [4. Level 1 Quality information per product \(stored on level 2 products\)](#)

#### [4.1 Plot of level 1 quality information per product \(time dependant\)](#)

##### [4.1.1 Plot of level 1 quality information per product \(time dependant\): ASCENDING](#)

##### [4.1.2 Plot of level 1 quality information per product \(time dependant\): DESCENDING](#)

#### [4.2 Plot of level 1 quality information per product \(world map\)](#)

##### [4.2.1 Plot of level 1 quality information per product \(world map\): ASCENDING](#)

##### [4.2.2 Plot of level 1 quality information per product \(world map\): DESCENDING](#)

### [5. Ozone profiles based on quality statistics and other trace gas profiles](#)

#### [5.1 Ozone statistics based on quality of products](#)

#### [5.2 Plot ozone profiles for all STD \(dark without errors\)](#)

#### [5.3 Plot ozone profiles where STD < 20% \(dark without errors\)](#)

#### [5.4. Plot ozone profiles where STD < 10% \(dark without errors\)](#)

#### [5.5. Plot ozone profiles where STD < 5% \(dark without errors\)](#)

#### [5.6 Plot NO2 profiles for all STD \(dark without errors\)](#)

#### [5.7 Plot NO3 profiles for all STD \(dark without errors\)](#)

#### [5.8 Plot H2O profiles \(only for occultations of stars 1,2,3,4,13,14,16,26,63 dark without errors\) for all STD](#)

### [6. Auxiliary Data Files used for the production reported in section 2](#)

This report presents the daily analysis on parameters extracted from GOMOS level 2 data (GOM\_NL\_\_2P). It is intended to monitor some important parameters that will impact the quality of these products. A list of level 2 products (and content) that have arrived during the reporting day to the PCF is also given.

Item	Value
Time of report generation	25APR2013 22:46:10
Data source version	GOMOS/6.01
Start time of products	26-11-2008 (26NOV2008 00:00:00)
Stop time of products	27-11-2008 (27NOV2008 00:00:00)
Store outputs in DB	Yes
Nb of level 2 prods	197
Nb of prods with errors	0

## 2. Summary of processed GOM\_NL\_\_2P products.

Nr	Filename	UTC Start time	Limb	Duration	Star Id	Star Name	Star Mag	Star Temp	Nb Meas	Orbit	Prod. error
1	GOM_NL__2PRFIN20081126_000833_000000602074_00116_35240_5754.N1	26-NOV-2008 00:08:33	Bright	59.500	96	68Del Leo	2.5600	9300.0	119	35240	No
2	GOM_NL__2PRFIN20081126_003933_000000552074_00117_35241_5854.N1	26-NOV-2008 00:39:33	Dark	54.500	70	Zet Pup	2.2460	39000.	109	35241	No
3	GOM_NL__2PRFIN20081126_004314_000000602074_00117_35241_5855.N1	26-NOV-2008 00:43:14	Dark	60.000	117	Pi Pup	2.7060	3800.0	120	35241	No
4	GOM_NL__2PRFIN20081126_004710_000000662074_00117_35241_5856.N1	26-NOV-2008 00:47:10	Dark	66.000	23	21Eps CMa	1.5020	26000.	132	35241	No
5	GOM_NL__2PRFIN20081126_004925_000000762074_00117_35241_5857.N1	26-NOV-2008 00:49:25	Straylight	75.500	179	24Omi2CMa	3.0320	24000.	151	35241	No
6	GOM_NL__2PRFIN20081126_005417_000001162074_00117_35241_5858.N1	26-NOV-2008 00:54:17	Straylight	115.50	1	9Alp CMa	-1.4400	11000.	231	35241	No
7	GOM_NL__2PRFIN20081126_005815_000000642074_00117_35241_5859.N1	26-NOV-2008 00:58:15	Straylight	63.500	7	19Bet Ori	0.10000	14000.	127	35241	No
8	GOM_NL__2PRFIN20081126_010141_000000682074_00117_35241_5860.N1	26-NOV-2008 01:01:41	Twilight_stray	68.000	30	46Eps Ori	1.6940	30000.	136	35241	No
9	GOM_NL__2PRFIN20081126_010435_000000772074_00117_35241_5861.N1	26-NOV-2008 01:04:35	Bright	77.000	27	24Gam Ori	1.6360	26000.	154	35241	No
10	GOM_NL__2PRFIN20081126_010635_000000642074_00117_35241_5862.N1	26-NOV-2008 01:06:35	Bright	64.000	13	87Alp Tau	0.86700	3800.0	128	35241	No
11	GOM_NL__2PRFIN20081126_011246_000000512074_00117_35241_5863.N1	26-NOV-2008 01:12:46	Bright	51.000	114	3Iot Aur	2.6930	4600.0	102	35241	No
12	GOM_NL__2PRFIN20081126_011712_000000502074_00117_35241_5864.N1	26-NOV-2008 01:17:12	Bright	49.500	6	13Alp Aur	0.080000	3400.0	99	35241	No
13	GOM_NL__2PRFIN20081126_011923_000000532074_00117_35241_5865.N1	26-NOV-2008 01:19:23	Bright	52.500	42	34Bet Aur	1.9000	10200.	105	35241	No
14	GOM_NL__2PRFIN20081126_013858_000000462074_00117_35241_5866.N1	26-NOV-2008 01:38:58	Bright	46.000	174	52Psi UMa	3.0040	4400.0	92	35241	No
15	GOM_NL__2PRFIN20081126_014910_000000582074_00117_35241_5867.N1	26-NOV-2008 01:49:10	Bright	58.000	96	68Del Leo	2.5600	9300.0	116	35241	No
16	GOM_NL__2PRFIN20081126_022010_000000562074_00118_35242_5887.N1	26-NOV-2008 02:20:10	Dark	55.500	70	Zet Pup	2.2460	39000.	111	35242	No
17	GOM_NL__2PRFIN20081126_022350_000000602074_00118_35242_5888.N1	26-NOV-2008 02:23:50	Dark	60.000	117	Pi Pup	2.7060	3800.0	120	35242	No
18	GOM_NL__2PRFIN20081126_022747_000000682074_00118_35242_5889.N1	26-NOV-2008 02:27:47	Dark	67.500	23	21Eps CMa	1.5020	26000.	135	35242	No
19	GOM_NL__2PRFIN20081126_023002_000000782074_00118_35242_5890.N1	26-NOV-2008 02:30:02	Straylight	78.000	179	24Omi2CMa	3.0320	24000.	156	35242	No
20	GOM_NL__2PRFIN20081126_023453_000001122074_00118_35242_5891.N1	26-NOV-2008 02:34:53	Straylight	112.00	1	9Alp CMa	-1.4400	11000.	224	35242	No
21	GOM_NL__2PRFIN20081126_023851_000000642074_00118_35242_5892.N1	26-NOV-2008 02:38:51	Straylight	63.500	7	19Bet Ori	0.10000	14000.	127	35242	No
22	GOM_NL__2PRFIN20081126_024216_000000742074_00118_35242_5893.N1	26-NOV-2008 02:42:16	Twilight_stray	73.500	30	46Eps Ori	1.6940	30000.	147	35242	No
23	GOM_NL__2PRFIN20081126_024510_000000722074_00118_35242_5894.N1	26-NOV-2008 02:45:10	Bright	72.000	27	24Gam Ori	1.6360	26000.	144	35242	No
24	GOM_NL__2PRFIN20081126_024711_000000542074_00118_35242_5895.N1	26-NOV-2008 02:47:11	Bright	53.500	13	87Alp Tau	0.86700	3800.0	107	35242	No
25	GOM_NL__2PRFIN20081126_025321_000000512074_00118_35242_5896.N1	26-NOV-2008 02:53:21	Bright	50.500	114	3Iot Aur	2.6930	4600.0	101	35242	No
26	GOM_NL__2PRFIN20081126_025747_000000602074_00118_35242_5897.N1	26-NOV-2008 02:57:47	Bright	60.000	6	13Alp Aur	0.080000	3400.0	120	35242	No
27	GOM_NL__2PRFIN20081126_025957_000000542074_00118_35242_5898.N1	26-NOV-2008 02:59:57	Bright	54.000	42	34Bet Aur	1.9000	10200.	108	35242	No
28	GOM_NL__2PRFIN20081126_031933_000000512074_00118_35242_5899.N1	26-NOV-2008 03:19:33	Bright	50.500	174	52Psi UMa	3.0040	4400.0	101	35242	No
29	GOM_NL__2PRFIN20081126_032947_000000612074_00118_35242_5900.N1	26-NOV-2008 03:29:47	Bright	60.500	96	68Del Leo	2.5600	9300.0	121	35242	No
30	GOM_NL__2PRFIN20081126_040047_000000562074_00119_35243_5905.N1	26-NOV-2008 04:00:47	Dark	55.500	70	Zet Pup	2.2460	39000.	111	35243	No
31	GOM_NL__2PRFIN20081126_040428_000000592074_00119_35243_5906.N1	26-NOV-2008 04:04:28	Dark	59.000	117	Pi Pup	2.7060	3800.0	118	35243	No
32	GOM_NL__2PRFIN20081126_040824_000000722074_00119_35243_5907.N1	26-NOV-2008 04:08:24	Dark	72.000	23	21Eps CMa	1.5020	26000.	144	35243	No
33	GOM_NL__2PRFIN20081126_041039_000000802074_00119_35243_5908.N1	26-NOV-2008 04:10:39	Straylight	80.000	179	24Omi2CMa	3.0320	24000.	160	35243	No
34	GOM_NL__2PRFIN20081126_041529_000001112074_00119_35243_5909.N1	26-NOV-2008 04:15:29	Straylight	111.00	1	9Alp CMa	-1.4400	11000.	222	35243	No
35	GOM_NL__2PRFIN20081126_041926_000000642074_00119_35243_5910.N1	26-NOV-2008 04:19:26	Straylight	64.000	7	19Bet Ori	0.10000	14000.	128	35243	No
36	GOM_NL__2PRFIN20081126_042252_000000722074_00119_35243_5911.N1	26-NOV-2008 04:22:52	Twilight_stray	72.000	30	46Eps Ori	1.6940	30000.	144	35243	No
37	GOM_NL__2PRFIN20081126_042545_000000762074_00119_35243_5912.N1	26-NOV-2008 04:25:45	Bright	76.000	27	24Gam Ori	1.6360	26000.	152	35243	No
38	GOM_NL__2PRFIN20081126_042746_000000562074_00119_35243_5913.N1	26-NOV-2008 04:27:46	Bright	56.000	13	87Alp Tau	0.86700	3800.0	112	35243	No
39	GOM_NL__2PRFIN20081126_043356_000000492074_00119_35243_5914.N1	26-NOV-2008 04:33:56	Bright	49.000	114	3Iot Aur	2.6930	4600.0	98	35243	No
40	GOM_NL__2PRFIN20081126_043822_000000522074_00119_35243_5915.N1	26-NOV-2008 04:38:22	Bright	51.500	6	13Alp Aur	0.080000	3400.0	103	35243	No
41	GOM_NL__2PRFIN20081126_044033_000000542074_00119_35243_5916.N1	26-NOV-2008 04:40:33	Bright	54.000	42	34Bet Aur	1.9000	10200.	108	35243	No
42	GOM_NL__2PRFIN20081126_050009_000000512074_00119_35243_5917.N1	26-NOV-2008 05:00:09	Bright	50.500	174	52Psi UMa	3.0040	4400.0	101	35243	No



43	GOM_NL__2PRFIN20081126_051023_000000612074_00119_35243_5918.N1	26-NOV-2008 05:10:23	Bright	60.500	96	68Del Leo	2.5600	9300.0	121	35243	No
44	GOM_NL__2PRFIN20081126_054124_000000552074_00120_35244_5939.N1	26-NOV-2008 05:41:24	Dark	55.000	70	Zet Pup	2.2460	39000.	110	35244	No
45	GOM_NL__2PRFIN20081126_054505_000000632074_00120_35244_5940.N1	26-NOV-2008 05:45:05	Dark	62.500	117	Pi Pup	2.7060	3800.0	125	35244	No
46	GOM_NL__2PRFIN20081126_054901_000000692074_00120_35244_5941.N1	26-NOV-2008 05:49:01	Dark	68.500	23	21Eps CMa	1.5020	26000.	137	35244	No
47	GOM_NL__2PRFIN20081126_055116_000000812074_00120_35244_5942.N1	26-NOV-2008 05:51:16	Straylight	81.000	179	24Omi2CMa	3.0320	24000.	162	35244	No
48	GOM_NL__2PRFIN20081126_055605_000001052074_00120_35244_5943.N1	26-NOV-2008 05:56:05	Straylight	105.00	1	9Alp CMa	-1.4400	11000.	210	35244	No
49	GOM_NL__2PRFIN20081126_060002_000000672074_00120_35244_5944.N1	26-NOV-2008 06:00:02	Straylight	66.500	7	19Bet Ori	0.10000	14000.	133	35244	No
50	GOM_NL__2PRFIN20081126_060327_000000712074_00120_35244_5945.N1	26-NOV-2008 06:03:27	Tw_i_and_stray	71.000	30	46Eps Ori	1.6940	30000.	142	35244	No
51	GOM_NL__2PRFIN20081126_060621_000000702074_00120_35244_5946.N1	26-NOV-2008 06:06:21	Bright	70.000	27	24Gam Ori	1.6360	26000.	140	35244	No
52	GOM_NL__2PRFIN20081126_060822_000000532074_00120_35244_5947.N1	26-NOV-2008 06:08:22	Bright	53.000	13	87Alp Tau	0.86700	3800.0	106	35244	No
53	GOM_NL__2PRFIN20081126_061432_000000492074_00120_35244_5948.N1	26-NOV-2008 06:14:32	Bright	48.500	114	3lot Aur	2.6930	4600.0	97	35244	No
54	GOM_NL__2PRFIN20081126_061858_000000492074_00120_35244_5949.N1	26-NOV-2008 06:18:58	Bright	49.000	6	13Alp Aur	0.080000	3400.0	98	35244	No
55	GOM_NL__2PRFIN20081126_062107_000000542074_00120_35244_5950.N1	26-NOV-2008 06:21:07	Bright	53.500	42	34Bet Aur	1.9000	10200.	107	35244	No
56	GOM_NL__2PRFIN20081126_064045_000000502074_00120_35244_5951.N1	26-NOV-2008 06:40:45	Bright	49.500	174	52Psi UMa	3.0040	4400.0	99	35244	No
57	GOM_NL__2PRFIN20081126_065100_000000622074_00120_35244_5952.N1	26-NOV-2008 06:51:00	Bright	61.500	96	68Del Leo	2.5600	9300.0	123	35244	No
58	GOM_NL__2PRFIN20081126_072201_000000552074_00121_35245_6176.N1	26-NOV-2008 07:22:01	Dark	55.000	70	Zet Pup	2.2460	39000.	110	35245	No
59	GOM_NL__2PRFIN20081126_072541_000000642074_00121_35245_6177.N1	26-NOV-2008 07:25:41	Dark	64.000	117	Pi Pup	2.7060	3800.0	128	35245	No
60	GOM_NL__2PRFIN20081126_072938_000000742074_00121_35245_6178.N1	26-NOV-2008 07:29:38	Dark	74.000	23	21Eps CMa	1.5020	26000.	148	35245	No
61	GOM_NL__2PRFIN20081126_073152_000000762074_00121_35245_6179.N1	26-NOV-2008 07:31:52	Straylight	76.000	179	24Omi2CMa	3.0320	24000.	152	35245	No
62	GOM_NL__2PRFIN20081126_073641_000001122074_00121_35245_6180.N1	26-NOV-2008 07:36:41	Straylight	111.50	1	9Alp CMa	-1.4400	11000.	223	35245	No
63	GOM_NL__2PRFIN20081126_074038_000000622074_00121_35245_6181.N1	26-NOV-2008 07:40:38	Straylight	62.000	7	19Bet Ori	0.10000	14000.	124	35245	No
64	GOM_NL__2PRFIN20081126_074403_000000692074_00121_35245_6182.N1	26-NOV-2008 07:44:03	Tw_i_and_stray	69.000	30	46Eps Ori	1.6940	30000.	138	35245	No
65	GOM_NL__2PRFIN20081126_074656_000000762074_00121_35245_6183.N1	26-NOV-2008 07:46:56	Bright	75.500	27	24Gam Ori	1.6360	26000.	151	35245	No
66	GOM_NL__2PRFIN20081126_074857_000000572074_00121_35245_6184.N1	26-NOV-2008 07:48:57	Bright	56.500	13	87Alp Tau	0.86700	3800.0	113	35245	No
67	GOM_NL__2PRFIN20081126_075507_000000482074_00121_35245_6185.N1	26-NOV-2008 07:55:07	Bright	48.000	114	3lot Aur	2.6930	4600.0	96	35245	No
68	GOM_NL__2PRFIN20081126_075933_000000502074_00121_35245_6186.N1	26-NOV-2008 07:59:33	Bright	49.500	6	13Alp Aur	0.080000	3400.0	99	35245	No
69	GOM_NL__2PRFIN20081126_080142_000000542074_00121_35245_6187.N1	26-NOV-2008 08:01:42	Bright	53.500	42	34Bet Aur	1.9000	10200.	107	35245	No
70	GOM_NL__2PRFIN20081126_082121_000000482074_00121_35245_6188.N1	26-NOV-2008 08:21:21	Bright	48.000	174	52Psi UMa	3.0040	4400.0	96	35245	No
71	GOM_NL__2PRFIN20081126_083136_000000612074_00121_35245_6189.N1	26-NOV-2008 08:31:36	Bright	61.000	96	68Del Leo	2.5600	9300.0	122	35245	No
72	GOM_NL__2PRFIN20081126_090238_000000552074_00122_35246_6080.N1	26-NOV-2008 09:02:38	Dark	54.500	70	Zet Pup	2.2460	39000.	109	35246	No
73	GOM_NL__2PRFIN20081126_090618_000000622074_00122_35246_6081.N1	26-NOV-2008 09:06:18	Dark	61.500	117	Pi Pup	2.7060	3800.0	123	35246	No
74	GOM_NL__2PRFIN20081126_091015_000000692074_00122_35246_6082.N1	26-NOV-2008 09:10:15	Dark	69.000	23	21Eps CMa	1.5020	26000.	138	35246	No
75	GOM_NL__2PRFIN20081126_091229_000000812074_00122_35246_6083.N1	26-NOV-2008 09:12:29	Straylight	80.500	179	24Omi2CMa	3.0320	24000.	161	35246	No
76	GOM_NL__2PRFIN20081126_091717_000001072074_00122_35246_6084.N1	26-NOV-2008 09:17:17	Straylight	107.00	1	9Alp CMa	-1.4400	11000.	214	35246	No
77	GOM_NL__2PRFIN20081126_092114_000000662074_00122_35246_6085.N1	26-NOV-2008 09:21:14	Straylight	65.500	7	19Bet Ori	0.10000	14000.	131	35246	No
78	GOM_NL__2PRFIN20081126_092438_000000702074_00122_35246_6086.N1	26-NOV-2008 09:24:38	Tw_i_and_stray	69.500	30	46Eps Ori	1.6940	30000.	139	35246	No
79	GOM_NL__2PRFIN20081126_092731_000000692074_00122_35246_6087.N1	26-NOV-2008 09:27:31	Bright	68.500	27	24Gam Ori	1.6360	26000.	137	35246	No
80	GOM_NL__2PRFIN20081126_092933_000000522074_00122_35246_6088.N1	26-NOV-2008 09:29:33	Bright	52.000	13	87Alp Tau	0.86700	3800.0	104	35246	No
81	GOM_NL__2PRFIN20081126_093542_000000492074_00122_35246_6089.N1	26-NOV-2008 09:35:42	Bright	49.000	114	3lot Aur	2.6930	4600.0	98	35246	No
82	GOM_NL__2PRFIN20081126_094008_000000492074_00122_35246_6090.N1	26-NOV-2008 09:40:08	Bright	48.500	6	13Alp Aur	0.080000	3400.0	97	35246	No
83	GOM_NL__2PRFIN20081126_094217_000000552074_00122_35246_6091.N1	26-NOV-2008 09:42:17	Bright	55.000	42	34Bet Aur	1.9000	10200.	110	35246	No
84	GOM_NL__2PRFIN20081126_100157_000000492074_00122_35246_6092.N1	26-NOV-2008 10:01:57	Bright	48.500	174	52Psi UMa	3.0040	4400.0	97	35246	No
85	GOM_NL__2PRFIN20081126_101213_000000622074_00122_35246_6093.N1	26-NOV-2008 10:12:13	Bright	62.000	96	68Del Leo	2.5600	9300.0	124	35246	No
86	GOM_NL__2PRFIN20081126_104315_000000582074_00123_35247_6077.N1	26-NOV-2008 10:43:15	Dark	58.000	70	Zet Pup	2.2460	39000.	116	35247	No
87	GOM_NL__2PRFIN20081126_104655_000000632074_00123_35247_6078.N1	26-NOV-2008 10:46:55	Dark	63.000	117	Pi Pup	2.7060	3800.0	126	35247	No
88	GOM_NL__2PRFIN20081126_105051_000000742074_00123_35247_6079.N1	26-NOV-2008 10:50:51	Dark	73.500	23	21Eps CMa	1.5020	26000.	147	35247	No
89	GOM_NL__2PRFIN20081126_105306_000000772074_00123_35247_6080.N1	26-NOV-2008 10:53:06	Straylight	77.000	179	24Omi2CMa	3.0320	24000.	154	35247	No
90	GOM_NL__2PRFIN20081126_105753_000001022074_00123_35247_6081.N1	26-NOV-2008 10:57:53	Straylight	102.00	1	9Alp CMa	-1.4400	11000.	204	35247	No
91	GOM_NL__2PRFIN20081126_110150_000000682074_00123_35247_6082.N1	26-NOV-2008 11:01:50	Straylight	68.000	7	19Bet Ori	0.10000	14000.	136	35247	No
92	GOM_NL__2PRFIN20081126_110513_000000692074_00123_35247_6083.N1	26-NOV-2008 11:05:13	Tw_i_and_stray	69.000	30	46Eps Ori	1.6940	30000.	138	35247	No
93	GOM_NL__2PRFIN20081126_110806_000000732074_00123_35247_6084.N1	26-NOV-2008 11:08:06	Bright	73.000	27	24Gam Ori	1.6360	26000.	146	35247	No
94	GOM_NL__2PRFIN20081126_111008_000000562074_00123_35247_6085.N1	26-NOV-2008 11:10:08	Bright	55.500	13	87Alp Tau	0.86700	3800.0	111	35247	No
95	GOM_NL__2PRFIN20081126_111617_000000492074_00123_35247_6086.N1	26-NOV-2008 11:16:17	Bright	49.000	114	3lot Aur	2.6930	4600.0	98	35247	No
96	GOM_NL__2PRFIN20081126_112043_000000492074_00123_35247_6087.N1	26-NOV-2008 11:20:43	Bright	48.500	6	13Alp Aur	0.080000	3400.0	97	35247	No
97	GOM_NL__2PRFIN20081126_112252_000000542074_00123_35247_6088.N1	26-NOV-2008 11:22:52	Bright	54.000	42	34Bet Aur	1.9000	10200.	108	35247	No
98	GOM_NL__2PRFIN20081126_114232_000000502074_00123_35247_6089.N1	26-NOV-2008 11:42:32	Bright	50.000	174	52Psi UMa	3.0040	4400.0	100	35247	No
99	GOM_NL__2PRFIN20081126_115250_000000612074_00123_35247_6090.N1	26-NOV-2008 11:52:50	Bright	60.500	96	68Del Leo	2.5600	9300.0	121	35247	No
100	GOM_NL__2PRFIN20081126_122352_000000552074_00124_35248_2867.N1	26-NOV-2008 12:23:52	Dark	54.500	70	Zet Pup	2.2460	39000.	109	35248	No
101	GOM_NL__2PRFIN20081126_122732_000000552074_00124_35248_2868.N1	26-NOV-2008 12:27:32	Dark	55.000	117	Pi Pup	2.7060	3800.0	110	35248	No

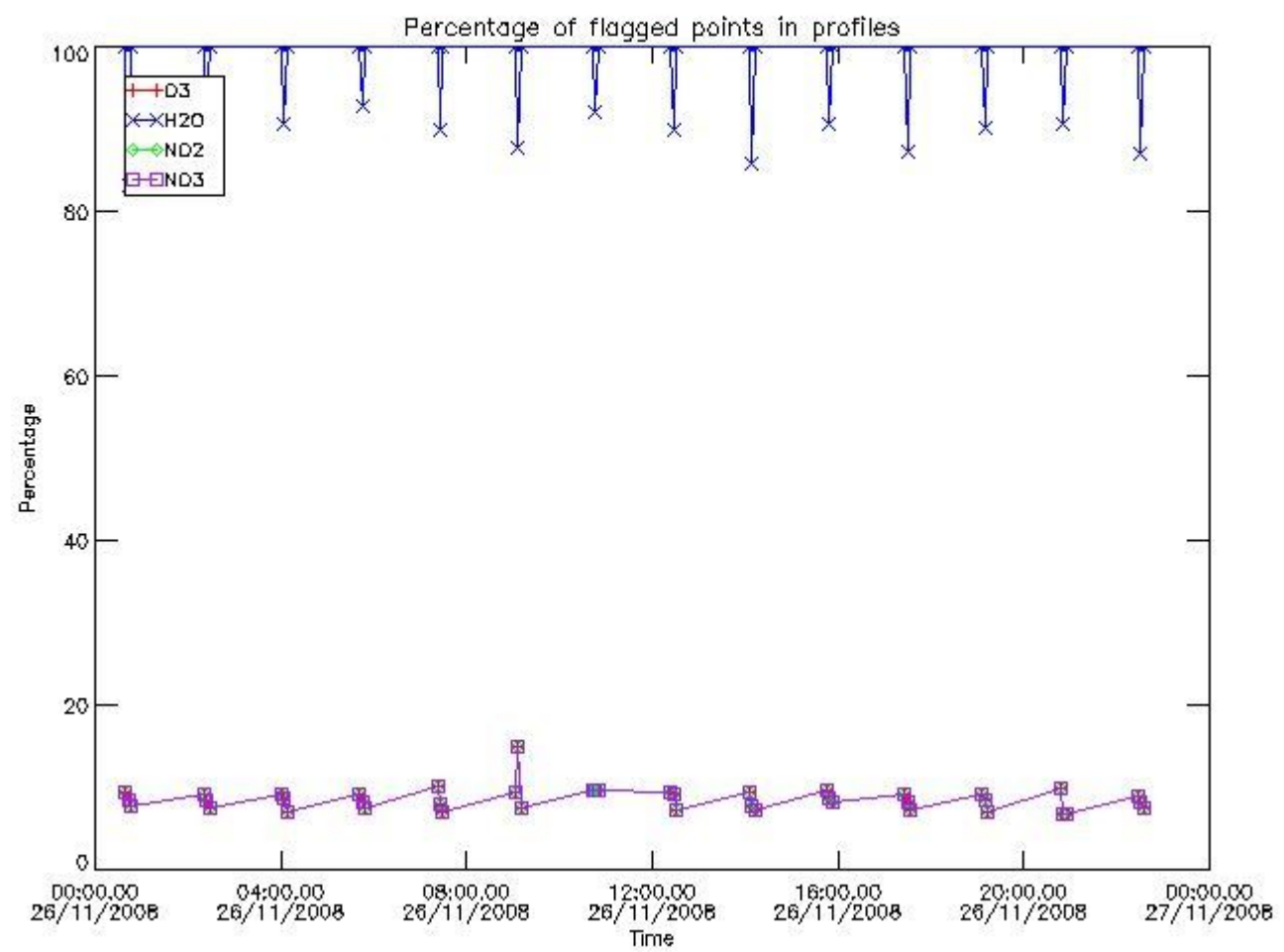
102	GOM_NL__2PRFIN20081126_123128_000000702074_00124_35248_2869.N1	26-NOV-2008 12:31:28	Dark	69.500	23	21Eps CMa	1.5020	26000.	139	35248	No
103	GOM_NL__2PRFIN20081126_123342_000000812074_00124_35248_2870.N1	26-NOV-2008 12:33:42	Straylight	80.500	179	24Omi2CMa	3.0320	24000.	161	35248	No
104	GOM_NL__2PRFIN20081126_123829_000001012074_00124_35248_2871.N1	26-NOV-2008 12:38:29	Straylight	100.50	1	9Alp CMa	-1.4400	11000.	201	35248	No
105	GOM_NL__2PRFIN20081126_124226_000000642074_00124_35248_2872.N1	26-NOV-2008 12:42:26	Straylight	64.000	7	19Bet Ori	0.10000	14000.	128	35248	No
106	GOM_NL__2PRFIN20081126_124549_000000722074_00124_35248_2873.N1	26-NOV-2008 12:45:49	Tw_i_and_stray	72.000	30	46Eps Ori	1.6940	30000.	144	35248	No
107	GOM_NL__2PRFIN20081126_124841_000000712074_00124_35248_2874.N1	26-NOV-2008 12:48:41	Bright	71.000	27	24Gam Ori	1.6360	26000.	142	35248	No
108	GOM_NL__2PRFIN20081126_125044_000000522074_00124_35248_2875.N1	26-NOV-2008 12:50:44	Bright	51.500	13	87Alp Tau	0.86700	3800.0	103	35248	No
109	GOM_NL__2PRFIN20081126_125652_000000472074_00124_35248_2876.N1	26-NOV-2008 12:56:52	Bright	47.000	114	3lot Aur	2.6930	4600.0	94	35248	No
110	GOM_NL__2PRFIN20081126_130118_000000492074_00124_35248_2877.N1	26-NOV-2008 13:01:18	Bright	49.000	6	13Alp Aur	0.080000	3400.0	98	35248	No
111	GOM_NL__2PRFIN20081126_130327_000000552074_00124_35248_2878.N1	26-NOV-2008 13:03:27	Bright	54.500	42	34Bet Aur	1.9000	10200.	109	35248	No
112	GOM_NL__2PRFIN20081126_132308_000000492074_00124_35248_2879.N1	26-NOV-2008 13:23:08	Bright	48.500	174	52Psi UMa	3.0040	4400.0	97	35248	No
113	GOM_NL__2PRFIN20081126_133326_000000622074_00124_35248_2880.N1	26-NOV-2008 13:33:26	Bright	61.500	96	68Del Leo	2.5600	9300.0	123	35248	No
114	GOM_NL__2PRFIN20081126_140429_000000542074_00125_35249_2891.N1	26-NOV-2008 14:04:29	Dark	54.000	70	Zet Pup	2.2460	39000.	108	35249	No
115	GOM_NL__2PRFIN20081126_140809_000000672074_00125_35249_2892.N1	26-NOV-2008 14:08:09	Dark	67.000	117	Pi Pup	2.7060	3800.0	134	35249	No
116	GOM_NL__2PRFIN20081126_141205_000000722074_00125_35249_2893.N1	26-NOV-2008 14:12:05	Dark	71.500	23	21Eps CMa	1.5020	26000.	143	35249	No
117	GOM_NL__2PRFIN20081126_141419_000000802074_00125_35249_2894.N1	26-NOV-2008 14:14:19	Straylight	80.000	179	24Omi2CMa	3.0320	24000.	160	35249	No
118	GOM_NL__2PRFIN20081126_141905_000001082074_00125_35249_2895.N1	26-NOV-2008 14:19:05	Straylight	107.50	1	9Alp CMa	-1.4400	11000.	215	35249	No
119	GOM_NL__2PRFIN20081126_142301_000000702074_00125_35249_2896.N1	26-NOV-2008 14:23:01	Straylight	69.500	7	19Bet Ori	0.10000	14000.	139	35249	No
120	GOM_NL__2PRFIN20081126_142624_000000692074_00125_35249_2897.N1	26-NOV-2008 14:26:24	Tw_i_and_stray	69.000	30	46Eps Ori	1.6940	30000.	138	35249	No
121	GOM_NL__2PRFIN20081126_142917_000000672074_00125_35249_2898.N1	26-NOV-2008 14:29:17	Bright	67.000	27	24Gam Ori	1.6360	26000.	134	35249	No
122	GOM_NL__2PRFIN20081126_143119_000000552074_00125_35249_2899.N1	26-NOV-2008 14:31:19	Bright	54.500	13	87Alp Tau	0.86700	3800.0	109	35249	No
123	GOM_NL__2PRFIN20081126_143728_000000512074_00125_35249_2900.N1	26-NOV-2008 14:37:28	Bright	50.500	114	3lot Aur	2.6930	4600.0	101	35249	No
124	GOM_NL__2PRFIN20081126_144153_000000502074_00125_35249_2901.N1	26-NOV-2008 14:41:53	Bright	50.000	6	13Alp Aur	0.080000	3400.0	100	35249	No
125	GOM_NL__2PRFIN20081126_144401_000000542074_00125_35249_2902.N1	26-NOV-2008 14:44:01	Bright	54.000	42	34Bet Aur	1.9000	10200.	108	35249	No
126	GOM_NL__2PRFIN20081126_150344_000000482074_00125_35249_2903.N1	26-NOV-2008 15:03:44	Bright	48.000	174	52Psi UMa	3.0040	4400.0	96	35249	No
127	GOM_NL__2PRFIN20081126_151403_000000622074_00125_35249_2904.N1	26-NOV-2008 15:14:03	Bright	62.000	96	68Del Leo	2.5600	9300.0	124	35249	No
128	GOM_NL__2PRFIN20081126_154506_000000532074_00126_35250_2931.N1	26-NOV-2008 15:45:06	Dark	53.000	70	Zet Pup	2.2460	39000.	106	35250	No
129	GOM_NL__2PRFIN20081126_154846_000000602074_00126_35250_2932.N1	26-NOV-2008 15:48:46	Dark	59.500	117	Pi Pup	2.7060	3800.0	119	35250	No
130	GOM_NL__2PRFIN20081126_155241_000000692074_00126_35250_2933.N1	26-NOV-2008 15:52:41	Dark	69.000	23	21Eps CMa	1.5020	26000.	138	35250	No
131	GOM_NL__2PRFIN20081126_155455_000000802074_00126_35250_2934.N1	26-NOV-2008 15:54:55	Straylight	79.500	179	24Omi2CMa	3.0320	24000.	159	35250	No
132	GOM_NL__2PRFIN20081126_155941_000001032074_00126_35250_2935.N1	26-NOV-2008 15:59:41	Straylight	102.50	1	9Alp CMa	-1.4400	11000.	205	35250	No
133	GOM_NL__2PRFIN20081126_160337_000000662074_00126_35250_2936.N1	26-NOV-2008 16:03:37	Straylight	65.500	7	19Bet Ori	0.10000	14000.	131	35250	No
134	GOM_NL__2PRFIN20081126_160659_000000692074_00126_35250_2937.N1	26-NOV-2008 16:06:59	Tw_i_and_stray	68.500	30	46Eps Ori	1.6940	30000.	137	35250	No
135	GOM_NL__2PRFIN20081126_160952_000000722074_00126_35250_2938.N1	26-NOV-2008 16:09:52	Bright	71.500	27	24Gam Ori	1.6360	26000.	143	35250	No
136	GOM_NL__2PRFIN20081126_161155_000000552074_00126_35250_2939.N1	26-NOV-2008 16:11:55	Bright	54.500	13	87Alp Tau	0.86700	3800.0	109	35250	No
137	GOM_NL__2PRFIN20081126_161803_000000492074_00126_35250_2940.N1	26-NOV-2008 16:18:03	Bright	48.500	114	3lot Aur	2.6930	4600.0	97	35250	No
138	GOM_NL__2PRFIN20081126_162229_000000502074_00126_35250_2941.N1	26-NOV-2008 16:22:29	Bright	50.000	6	13Alp Aur	0.080000	3400.0	100	35250	No
139	GOM_NL__2PRFIN20081126_162436_000000552074_00126_35250_2942.N1	26-NOV-2008 16:24:36	Bright	54.500	42	34Bet Aur	1.9000	10200.	109	35250	No
140	GOM_NL__2PRFIN20081126_164420_000000482074_00126_35250_2943.N1	26-NOV-2008 16:44:20	Bright	48.000	174	52Psi UMa	3.0040	4400.0	96	35250	No
141	GOM_NL__2PRFIN20081126_165439_000000612074_00126_35250_2944.N1	26-NOV-2008 16:54:39	Bright	61.000	96	68Del Leo	2.5600	9300.0	122	35250	No
142	GOM_NL__2PRFIN20081126_172543_000000552074_00127_35251_2960.N1	26-NOV-2008 17:25:43	Dark	55.000	70	Zet Pup	2.2460	39000.	110	35251	No
143	GOM_NL__2PRFIN20081126_172923_000000632074_00127_35251_2961.N1	26-NOV-2008 17:29:23	Dark	63.000	117	Pi Pup	2.7060	3800.0	126	35251	No
144	GOM_NL__2PRFIN20081126_173318_000000702074_00127_35251_2962.N1	26-NOV-2008 17:33:18	Dark	69.500	23	21Eps CMa	1.5020	26000.	139	35251	No
145	GOM_NL__2PRFIN20081126_173532_000000772074_00127_35251_2963.N1	26-NOV-2008 17:35:32	Straylight	77.000	179	24Omi2CMa	3.0320	24000.	154	35251	No
146	GOM_NL__2PRFIN20081126_174018_000001122074_00127_35251_2964.N1	26-NOV-2008 17:40:18	Straylight	112.00	1	9Alp CMa	-1.4400	11000.	224	35251	No
147	GOM_NL__2PRFIN20081126_174413_000000702074_00127_35251_2965.N1	26-NOV-2008 17:44:13	Straylight	70.000	7	19Bet Ori	0.10000	14000.	140	35251	No
148	GOM_NL__2PRFIN20081126_174735_000000712074_00127_35251_2966.N1	26-NOV-2008 17:47:35	Tw_i_and_stray	70.500	30	46Eps Ori	1.6940	30000.	141	35251	No
149	GOM_NL__2PRFIN20081126_175027_000000732074_00127_35251_2967.N1	26-NOV-2008 17:50:27	Bright	72.500	27	24Gam Ori	1.6360	26000.	145	35251	No
150	GOM_NL__2PRFIN20081126_175230_000000572074_00127_35251_2968.N1	26-NOV-2008 17:52:30	Bright	57.000	13	87Alp Tau	0.86700	3800.0	114	35251	No
151	GOM_NL__2PRFIN20081126_175838_000000492074_00127_35251_2969.N1	26-NOV-2008 17:58:38	Bright	49.000	114	3lot Aur	2.6930	4600.0	98	35251	No
152	GOM_NL__2PRFIN20081126_180304_000000692074_00127_35251_2970.N1	26-NOV-2008 18:03:04	Bright	69.000	6	13Alp Aur	0.080000	3400.0	138	35251	No
153	GOM_NL__2PRFIN20081126_180511_000000542074_00127_35251_2971.N1	26-NOV-2008 18:05:11	Bright	53.500	42	34Bet Aur	1.9000	10200.	107	35251	No
154	GOM_NL__2PRFIN20081126_182455_000000512074_00127_35251_2972.N1	26-NOV-2008 18:24:55	Bright	50.500	174	52Psi UMa	3.0040	4400.0	101	35251	No
155	GOM_NL__2PRFIN20081126_183516_000000632074_00127_35251_2973.N1	26-NOV-2008 18:35:16	Bright	63.000	96	68Del Leo	2.5600	9300.0	126	35251	No
156	GOM_NL__2PRFIN20081126_190620_000000562074_00128_35252_2987.N1	26-NOV-2008 19:06:20	Dark	55.500	70	Zet Pup	2.2460	39000.	111	35252	No
157	GOM_NL__2PRFIN20081126_190959_000000602074_00128_35252_2988.N1	26-NOV-2008 19:09:59	Dark	60.000	117	Pi Pup	2.7060	3800.0	120	35252	No
158	GOM_NL__2PRFIN20081126_191355_000000732074_00128_35252_2989.N1	26-NOV-2008 19:13:55	Dark	72.500	23	21Eps CMa	1.5020	26000.	145	35252	No
159	GOM_NL__2PRFIN20081126_191609_000000762074_00128_35252_2990.N1	26-NOV-2008 19:16:09	Straylight	76.000	179	24Omi2CMa	3.0320	24000.	152	35252	No
160	GOM_NL__2PRFIN20081126_192054_000001042074_00128_35252_2991.N1	26-NOV-2008 19:20:54	Straylight	104.00	1	9Alp CMa	-1.4400	11000.	208	35252	No

161	GOM_NL__2PRFIN20081126_192449_000000682074_00128_35252_2992.N1	26-NOV-2008 19:24:49	Straylight	68.000	7	19Bet Ori	0.10000	14000.	136	35252	No
162	GOM_NL__2PRFIN20081126_192810_000000722074_00128_35252_2993.N1	26-NOV-2008 19:28:10	Twilight_stray	71.500	30	46Eps Ori	1.6940	30000.	143	35252	No
163	GOM_NL__2PRFIN20081126_193103_000000722074_00128_35252_2994.N1	26-NOV-2008 19:31:03	Bright	71.500	27	24Gam Ori	1.6360	26000.	143	35252	No
164	GOM_NL__2PRFIN20081126_193306_000000552074_00128_35252_2995.N1	26-NOV-2008 19:33:06	Bright	54.500	13	87Alp Tau	0.86700	3800.0	109	35252	No
165	GOM_NL__2PRFIN20081126_193913_000000472074_00128_35252_2996.N1	26-NOV-2008 19:39:13	Bright	46.500	114	3lot Aur	2.6930	4600.0	93	35252	No
166	GOM_NL__2PRFIN20081126_194339_000000502074_00128_35252_2997.N1	26-NOV-2008 19:43:39	Bright	50.000	6	13Alp Aur	0.080000	3400.0	100	35252	No
167	GOM_NL__2PRFIN20081126_194546_000000532074_00128_35252_2998.N1	26-NOV-2008 19:45:46	Bright	53.000	42	34Bet Aur	1.9000	10200.	106	35252	No
168	GOM_NL__2PRFIN20081126_200531_000000512074_00128_35252_2999.N1	26-NOV-2008 20:05:31	Bright	51.000	174	52Psi UMa	3.0040	4400.0	102	35252	No
169	GOM_NL__2PRFIN20081126_201552_000000612074_00128_35252_3000.N1	26-NOV-2008 20:15:52	Bright	60.500	96	68Del Leo	2.5600	9300.0	121	35252	No
170	GOM_NL__2PRFIN20081126_204657_000000562074_00129_35253_3014.N1	26-NOV-2008 20:46:57	Dark	56.000	70	Zet Pup	2.2460	39000.	112	35253	No
171	GOM_NL__2PRFIN20081126_205036_000000762074_00129_35253_3015.N1	26-NOV-2008 20:50:36	Dark	75.500	117	Pi Pup	2.7060	3800.0	151	35253	No
172	GOM_NL__2PRFIN20081126_205432_000000752074_00129_35253_3016.N1	26-NOV-2008 20:54:32	Dark	74.500	23	21Eps CMa	1.5020	26000.	149	35253	No
173	GOM_NL__2PRFIN20081126_205646_000000792074_00129_35253_3017.N1	26-NOV-2008 20:56:46	Straylight	79.000	179	24Omi2CMa	3.0320	24000.	158	35253	No
174	GOM_NL__2PRFIN20081126_210130_000001082074_00129_35253_3018.N1	26-NOV-2008 21:01:30	Straylight	107.50	1	9Alp CMa	-1.4400	11000.	215	35253	No
175	GOM_NL__2PRFIN20081126_210525_000000622074_00129_35253_3019.N1	26-NOV-2008 21:05:25	Straylight	61.500	7	19Bet Ori	0.10000	14000.	123	35253	No
176	GOM_NL__2PRFIN20081126_210846_000000712074_00129_35253_3020.N1	26-NOV-2008 21:08:46	Twilight_stray	70.500	30	46Eps Ori	1.6940	30000.	141	35253	No
177	GOM_NL__2PRFIN20081126_211138_000000732074_00129_35253_3021.N1	26-NOV-2008 21:11:38	Bright	72.500	27	24Gam Ori	1.6360	26000.	145	35253	No
178	GOM_NL__2PRFIN20081126_211341_000000562074_00129_35253_3022.N1	26-NOV-2008 21:13:41	Bright	56.000	13	87Alp Tau	0.86700	3800.0	112	35253	No
179	GOM_NL__2PRFIN20081126_211948_000000482074_00129_35253_3023.N1	26-NOV-2008 21:19:48	Bright	47.500	114	3lot Aur	2.6930	4600.0	95	35253	No
180	GOM_NL__2PRFIN20081126_212414_000000502074_00129_35253_3024.N1	26-NOV-2008 21:24:14	Bright	49.500	6	13Alp Aur	0.080000	3400.0	99	35253	No
181	GOM_NL__2PRFIN20081126_212621_000000542074_00129_35253_3025.N1	26-NOV-2008 21:26:21	Bright	53.500	42	34Bet Aur	1.9000	10200.	107	35253	No
182	GOM_NL__2PRFIN20081126_214607_000000482074_00129_35253_3026.N1	26-NOV-2008 21:46:07	Bright	48.000	174	52Psi UMa	3.0040	4400.0	96	35253	No
183	GOM_NL__2PRFIN20081126_215629_000000762074_00129_35253_3027.N1	26-NOV-2008 21:56:29	Bright	76.000	96	68Del Leo	2.5600	9300.0	152	35253	No
184	GOM_NL__2PRFIN20081126_222735_000000572074_00130_35254_3039.N1	26-NOV-2008 22:27:35	Dark	56.500	70	Zet Pup	2.2460	39000.	113	35254	No
185	GOM_NL__2PRFIN20081126_223113_000000622074_00130_35254_3040.N1	26-NOV-2008 22:31:13	Dark	61.500	117	Pi Pup	2.7060	3800.0	123	35254	No
186	GOM_NL__2PRFIN20081126_223508_000000682074_00130_35254_3041.N1	26-NOV-2008 22:35:08	Dark	67.500	23	21Eps CMa	1.5020	26000.	135	35254	No
187	GOM_NL__2PRFIN20081126_223722_000000792074_00130_35254_3042.N1	26-NOV-2008 22:37:22	Straylight	78.500	179	24Omi2CMa	3.0320	24000.	157	35254	No
188	GOM_NL__2PRFIN20081126_224206_000001082074_00130_35254_3043.N1	26-NOV-2008 22:42:06	Straylight	107.50	1	9Alp CMa	-1.4400	11000.	215	35254	No
189	GOM_NL__2PRFIN20081126_224600_000000612074_00130_35254_3044.N1	26-NOV-2008 22:46:00	Straylight	61.000	7	19Bet Ori	0.10000	14000.	122	35254	No
190	GOM_NL__2PRFIN20081126_224921_000000692074_00130_35254_3045.N1	26-NOV-2008 22:49:21	Twilight_stray	68.500	30	46Eps Ori	1.6940	30000.	137	35254	No
191	GOM_NL__2PRFIN20081126_225213_000000752074_00130_35254_3046.N1	26-NOV-2008 22:52:13	Bright	74.500	27	24Gam Ori	1.6360	26000.	149	35254	No
192	GOM_NL__2PRFIN20081126_225417_000000522074_00130_35254_3047.N1	26-NOV-2008 22:54:17	Bright	51.500	13	87Alp Tau	0.86700	3800.0	103	35254	No
193	GOM_NL__2PRFIN20081126_230024_000000492074_00130_35254_3048.N1	26-NOV-2008 23:00:24	Bright	48.500	114	3lot Aur	2.6930	4600.0	97	35254	No
194	GOM_NL__2PRFIN20081126_230449_000000582074_00130_35254_3049.N1	26-NOV-2008 23:04:49	Bright	57.500	6	13Alp Aur	0.080000	3400.0	115	35254	No
195	GOM_NL__2PRFIN20081126_230656_000000542074_00130_35254_3050.N1	26-NOV-2008 23:06:56	Bright	53.500	42	34Bet Aur	1.9000	10200.	107	35254	No
196	GOM_NL__2PRFIN20081126_232643_000000502074_00130_35254_3051.N1	26-NOV-2008 23:26:43	Bright	50.000	174	52Psi UMa	3.0040	4400.0	100	35254	No
197	GOM_NL__2PRFIN20081126_233705_000000612074_00130_35254_3052.N1	26-NOV-2008 23:37:05	Bright	60.500	96	68Del Leo	2.5600	9300.0	121	35254	No

### 3. Quality information per product

In this section it is plotted some information contained in the Quality Summary data set of the level 2 products. Only products in dark limb conditions and without errors (error flag in the MPH set to "0") are used.

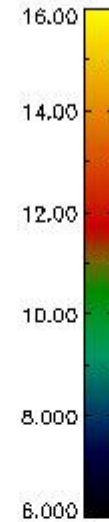
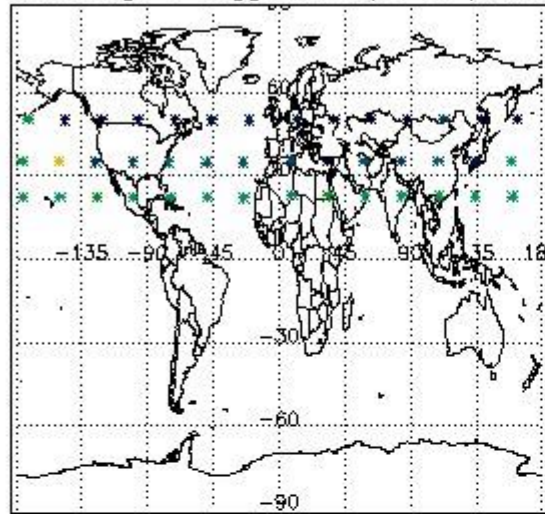
#### 3.1 Plot quality information per product (time dependant)



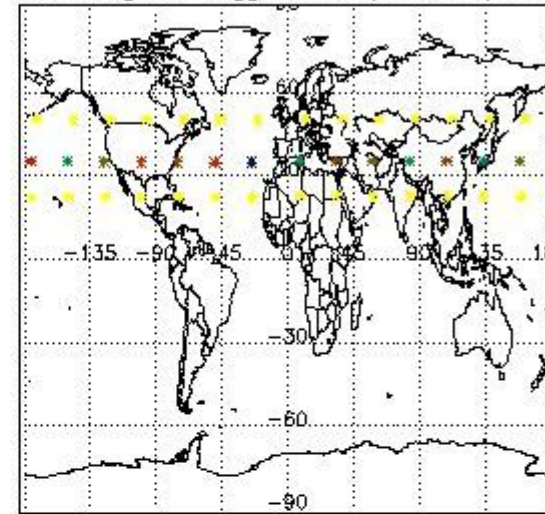
3.2 Plot quality information per product (world map)



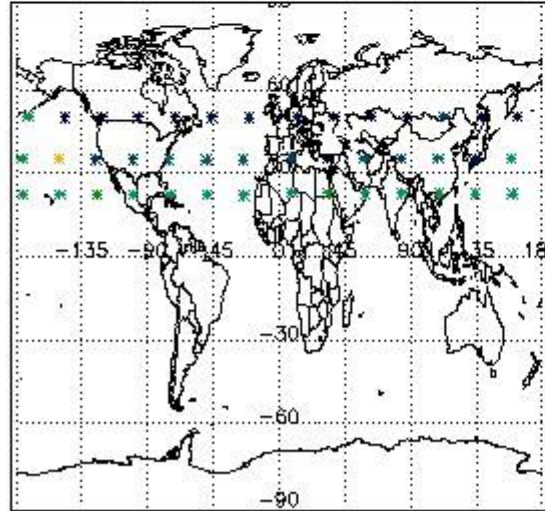
Percentage of flagged data per O3 profile



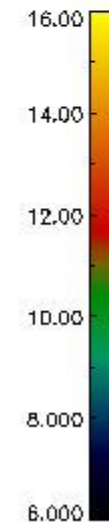
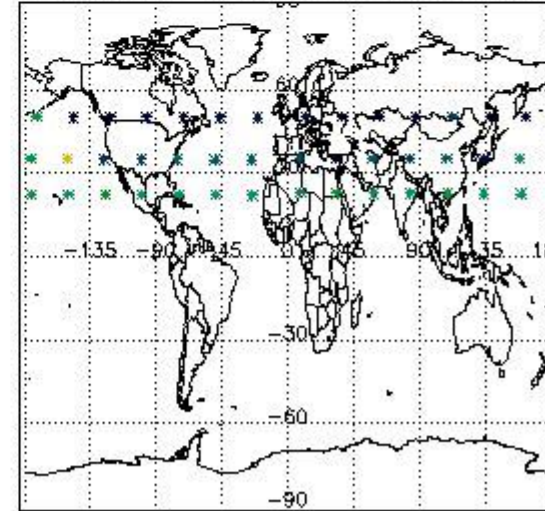
Percentage of flagged data per H2O profile



Percentage of flagged data per NO2 profile



Percentage of flagged data per NO3 profile

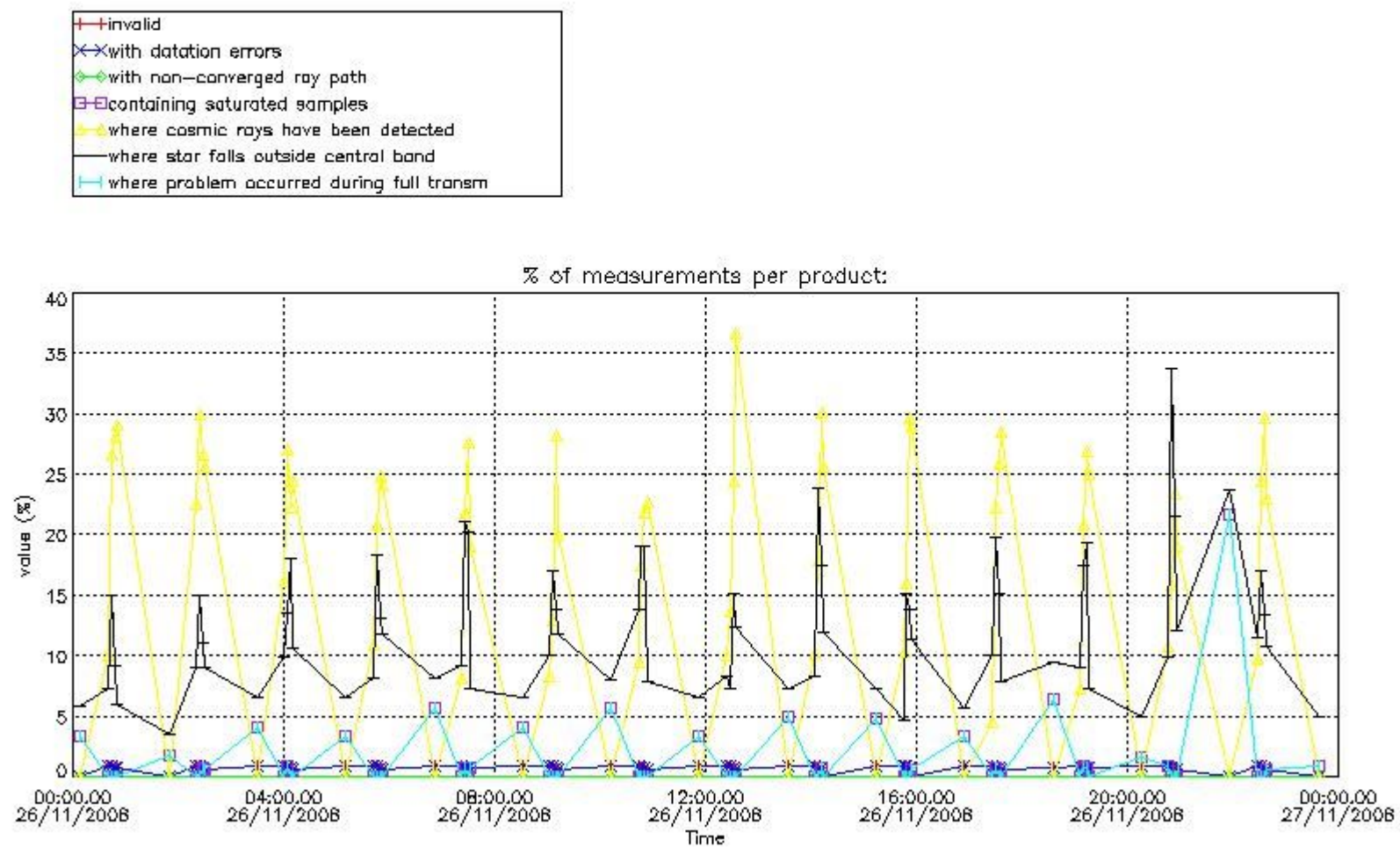


#### 4. Level 1 quality information per product

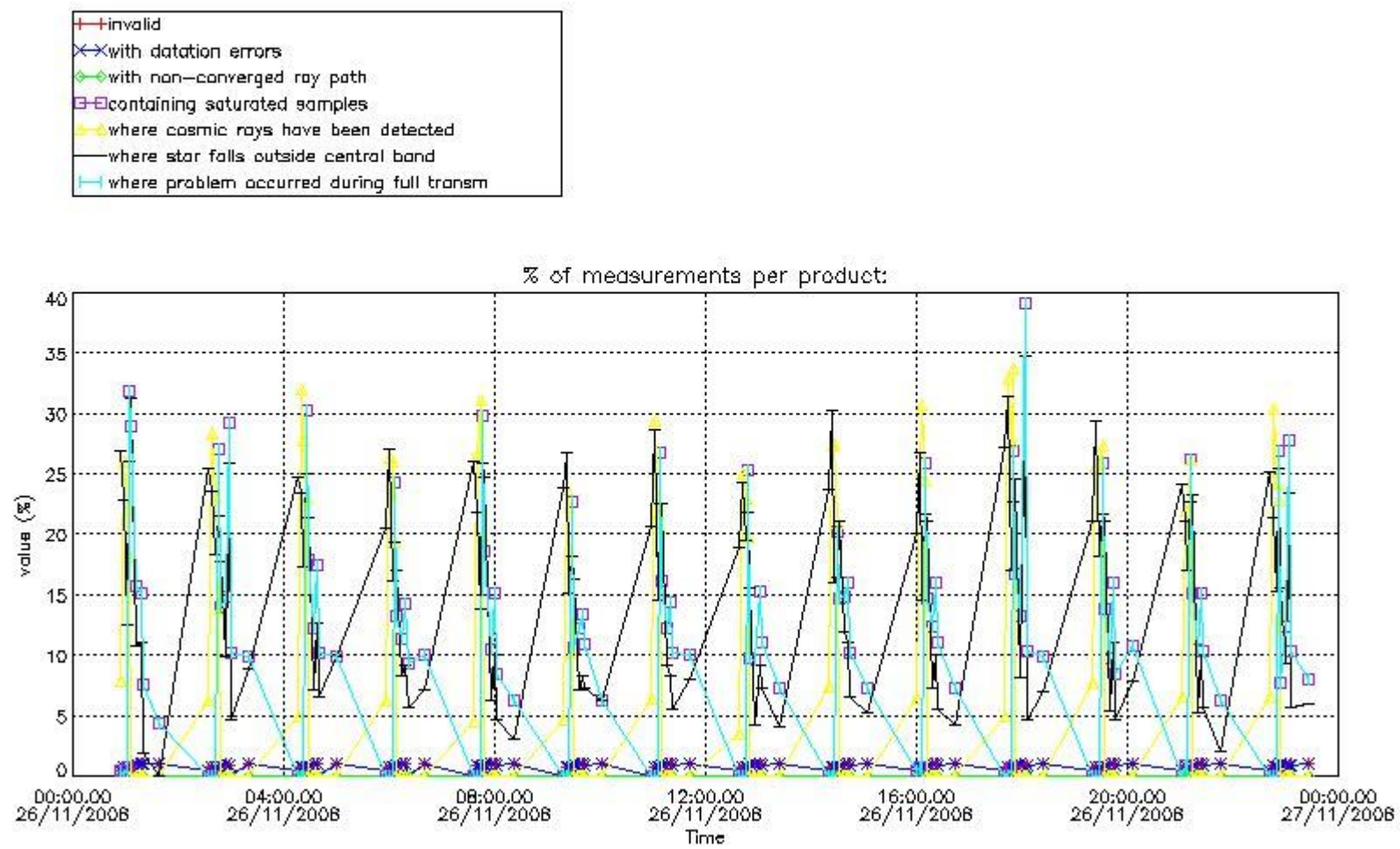
In this section it is plotted some information contained in the Quality Summary data set of the level 2 products that comes from the level 1b processing. Products without errors (error flag in the MPH set to "0") are used.

##### 4.1 Plot quality information per product (time dependant) coming from level 1b processing

###### 4.1.1 Plot level 1 quality information per product (time dependant): ENVISAT ASCENDING passes



4.1.2 Plot level 1 quality information per product (time dependant): ENVISAT DESCENDING passes

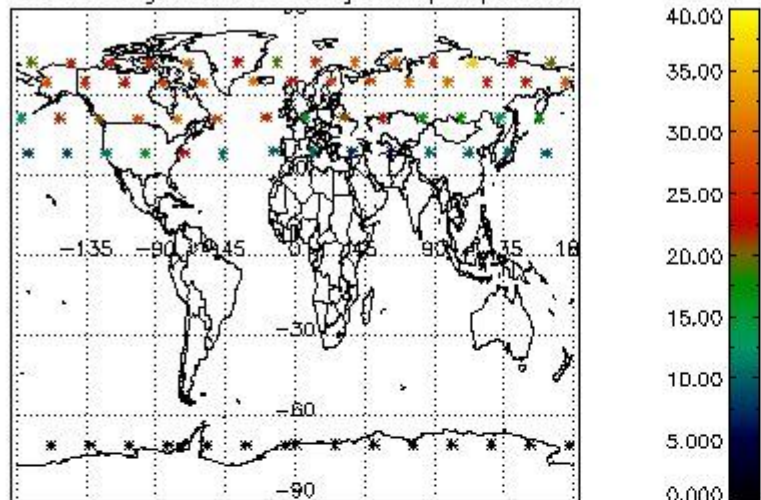


4.2 Plot quality information per product coming from level 1b processing (world map)

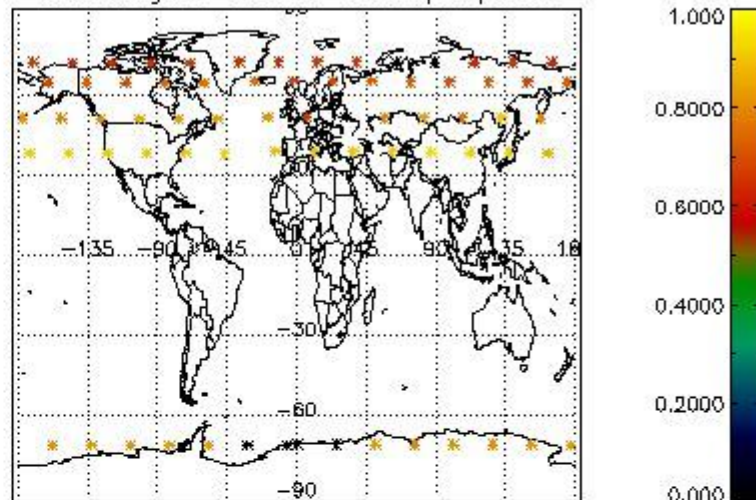
4.2.1 Plot level 1 quality information per product (world map): ENVISAT ASCENDING passes



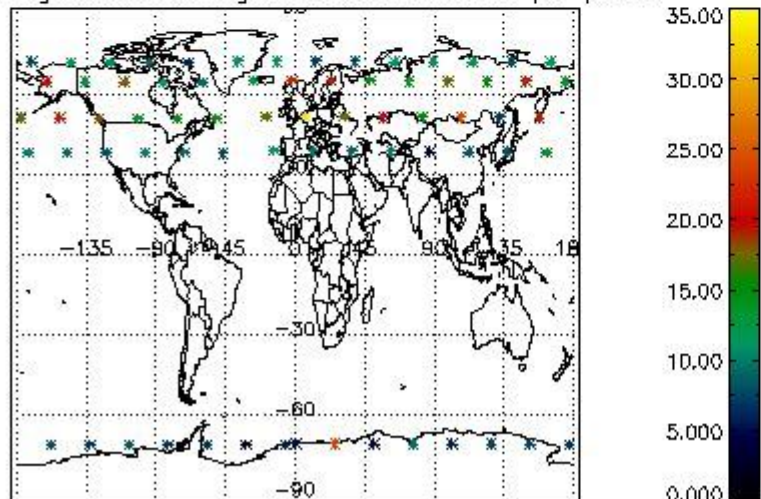
Percentage of cosmic ray hits per profile



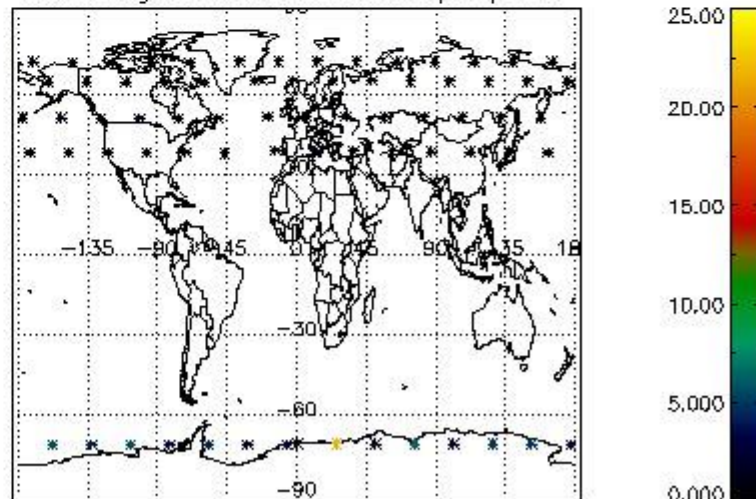
Percentage of datation errors per profile



Percentage of star falling outside central band per profile

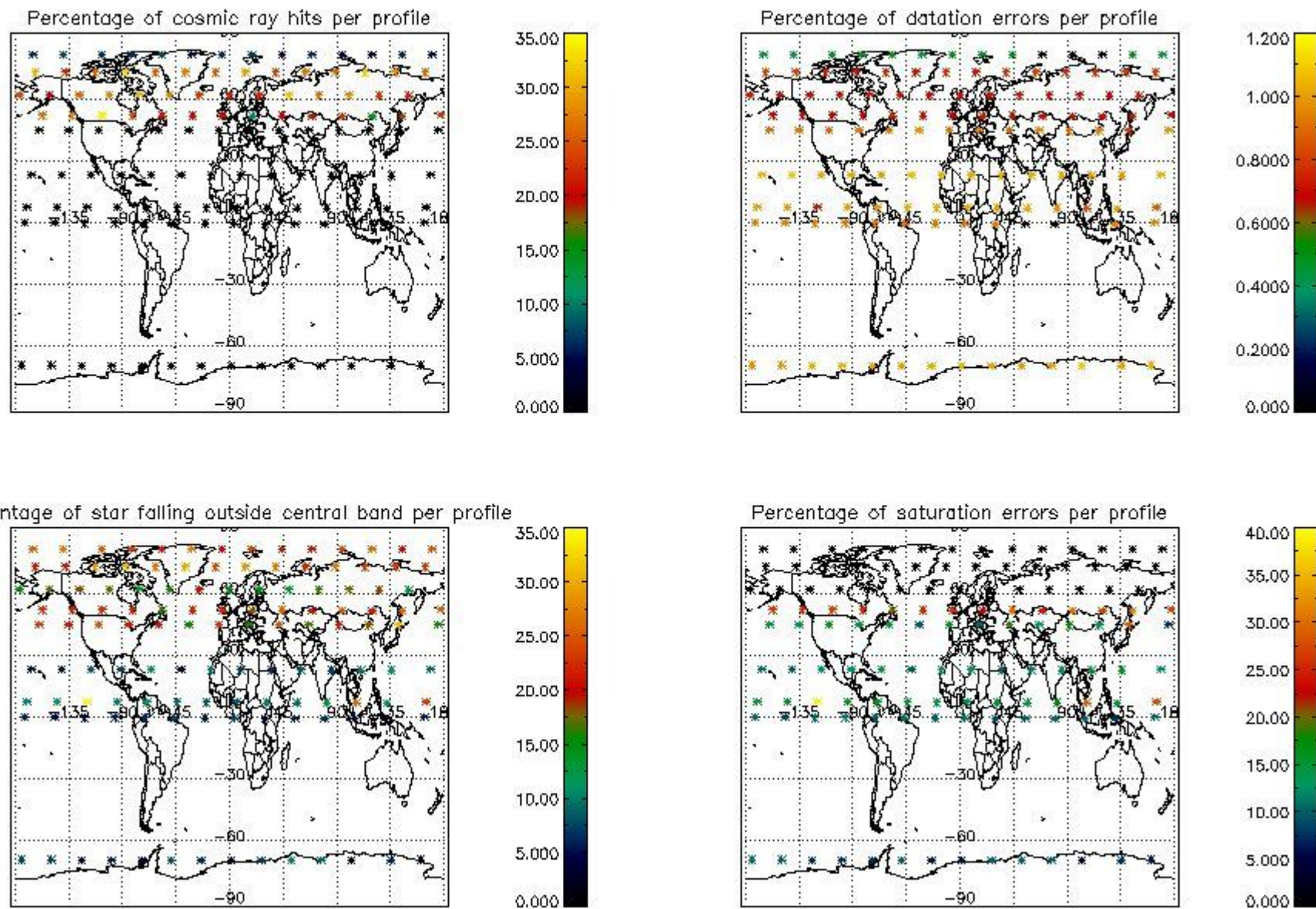


Percentage of saturation errors per profile



4.2.2 Plot level 1 quality information per product (world map): ENVISAT DESCENDING passes





## 5. Trace gas profiles

### 5.1 Ozone statistics based on quality of products

The final quality of the products can be "measured" using the STD (Standard Deviation) attached to every point profile. This information is written to the parameter GOM\_NL\_\_2P/NL\_LOCAL\_SPECIES\_DENSITY/o3\_std of the level 2 products. The table below shows the statistics for given STD ranges.

The statistics are given with respect to the overall valid production:

- Products without fatal errors: GOM\_NL\_\_2P/MPH/PRODUCT\_ERR=0
- Valid point profile: GOM\_NL\_\_2P/NL\_LOCAL\_SPECIES\_DENSITY/pcd(0)=0

The 'Criteria' is applied to valid points of dark limb products:

- Products in dark limb illumination condition: GOM\_NL\_\_2P/NL\_SUMMARY\_QUALITY/obs\_ill\_cond=0
- Products without fatal errors: GOM\_NL\_\_2P/MPH/PRODUCT\_ERR=0
- Valid point profile: GOM\_NL\_\_2P/NL\_LOCAL\_SPECIES\_DENSITY/pcd(0)=0

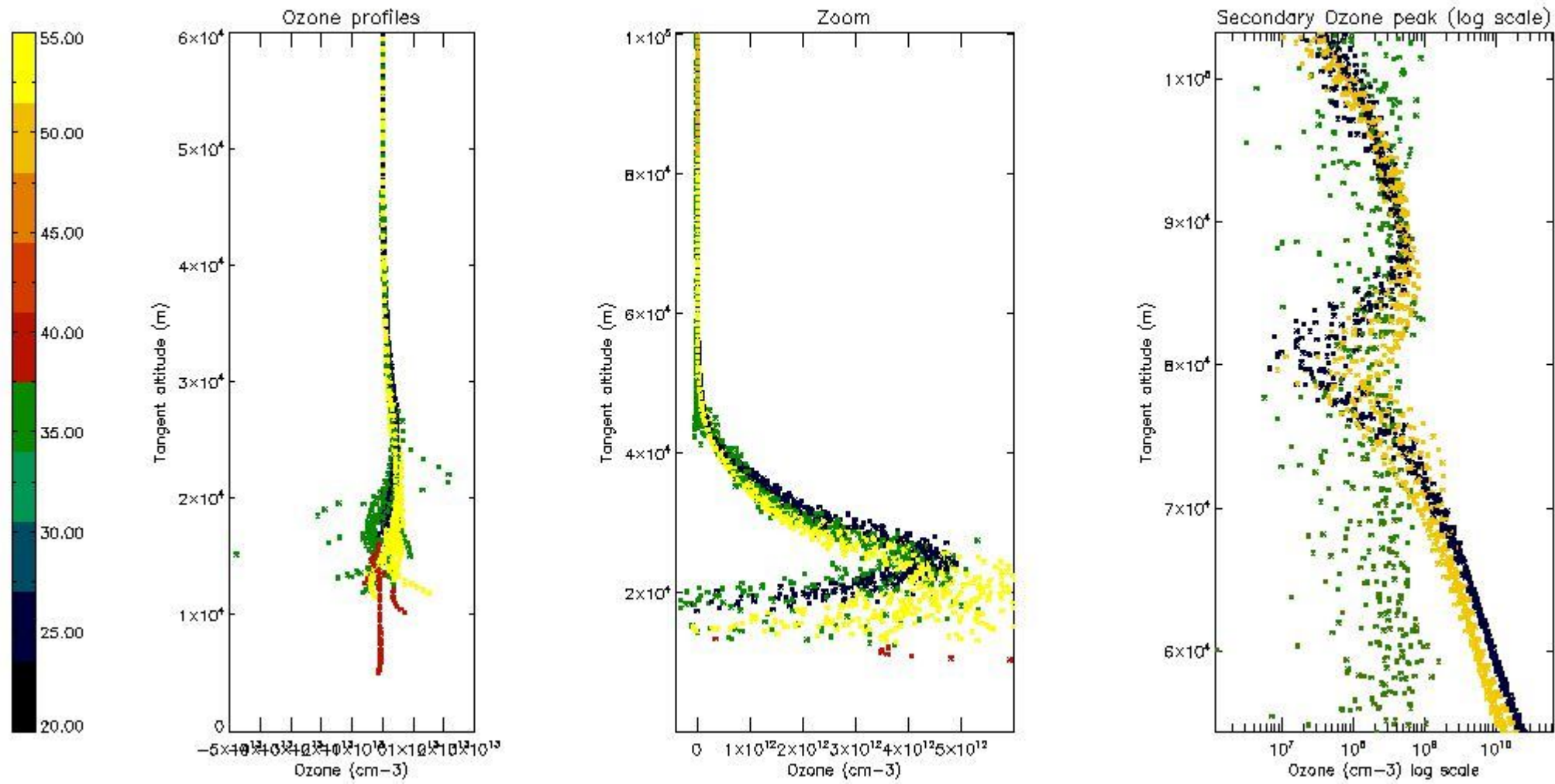
So, the table below shows the percentage of dark limb and valid observations for each criteria with respect to the overall valid daily observations.

Criteria	% of total production
All STD	21
STD < 20	12

STD < 10	10
STD < 5	8

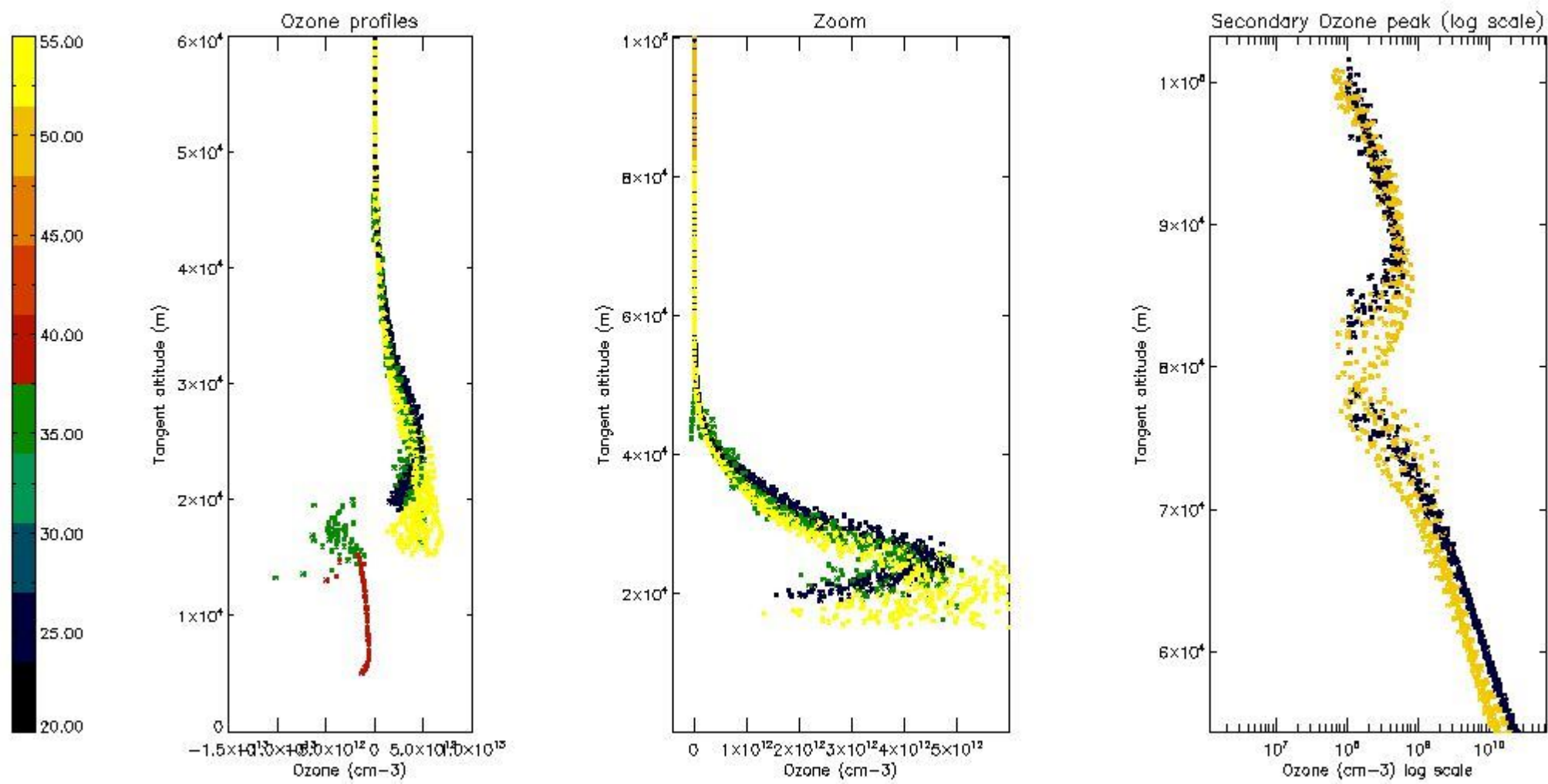
5.2 Plot ozone profiles for all STD (dark without errors)

The colorbar represents the latitude.



5.3 Plot ozone profiles where STD < 20% (dark without errors)

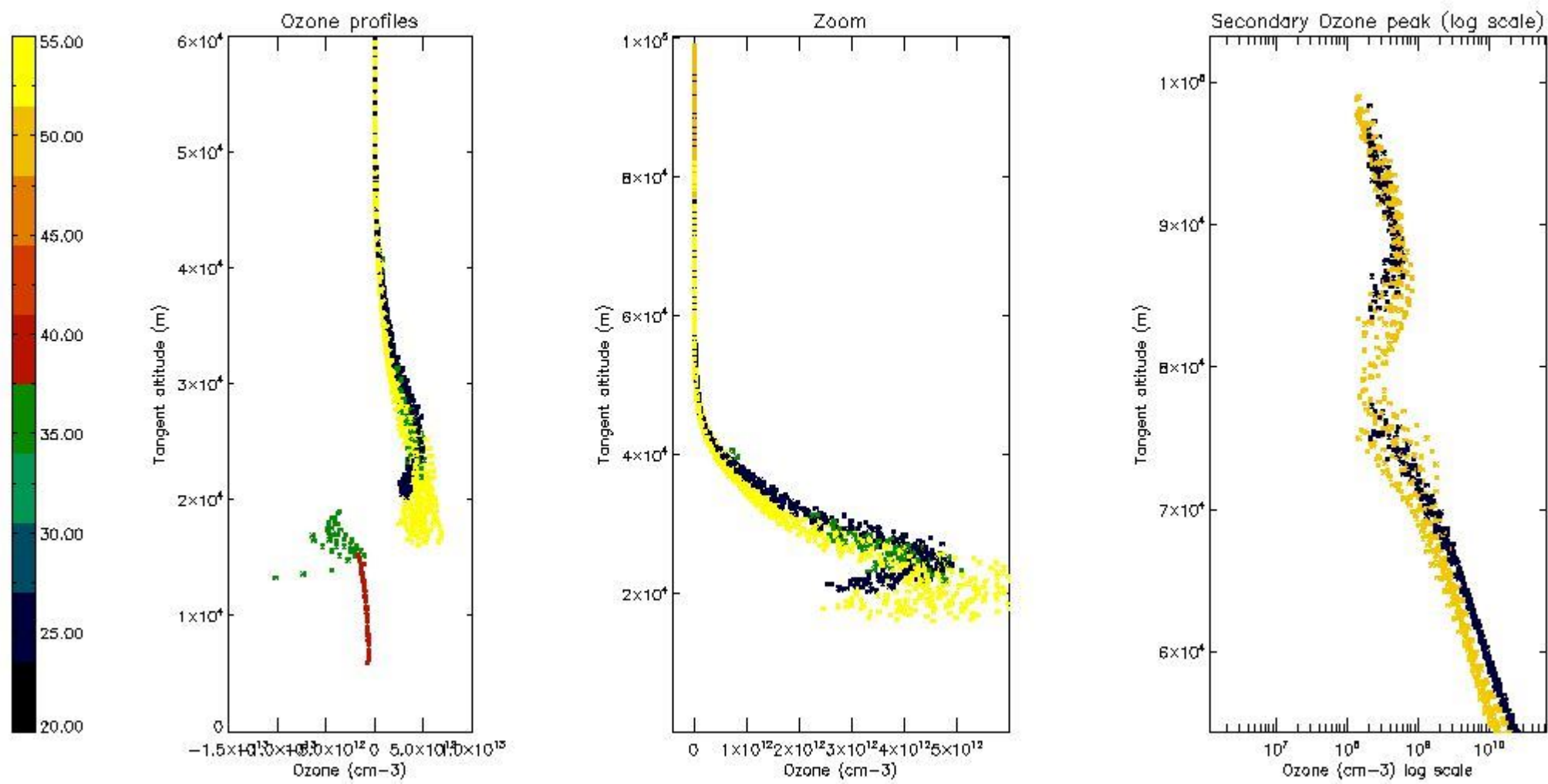
The colorbar represents the latitude.



*5.4 Plot ozone profiles where STD < 10% (dark without errors)*

The colorbar represents the latitude.

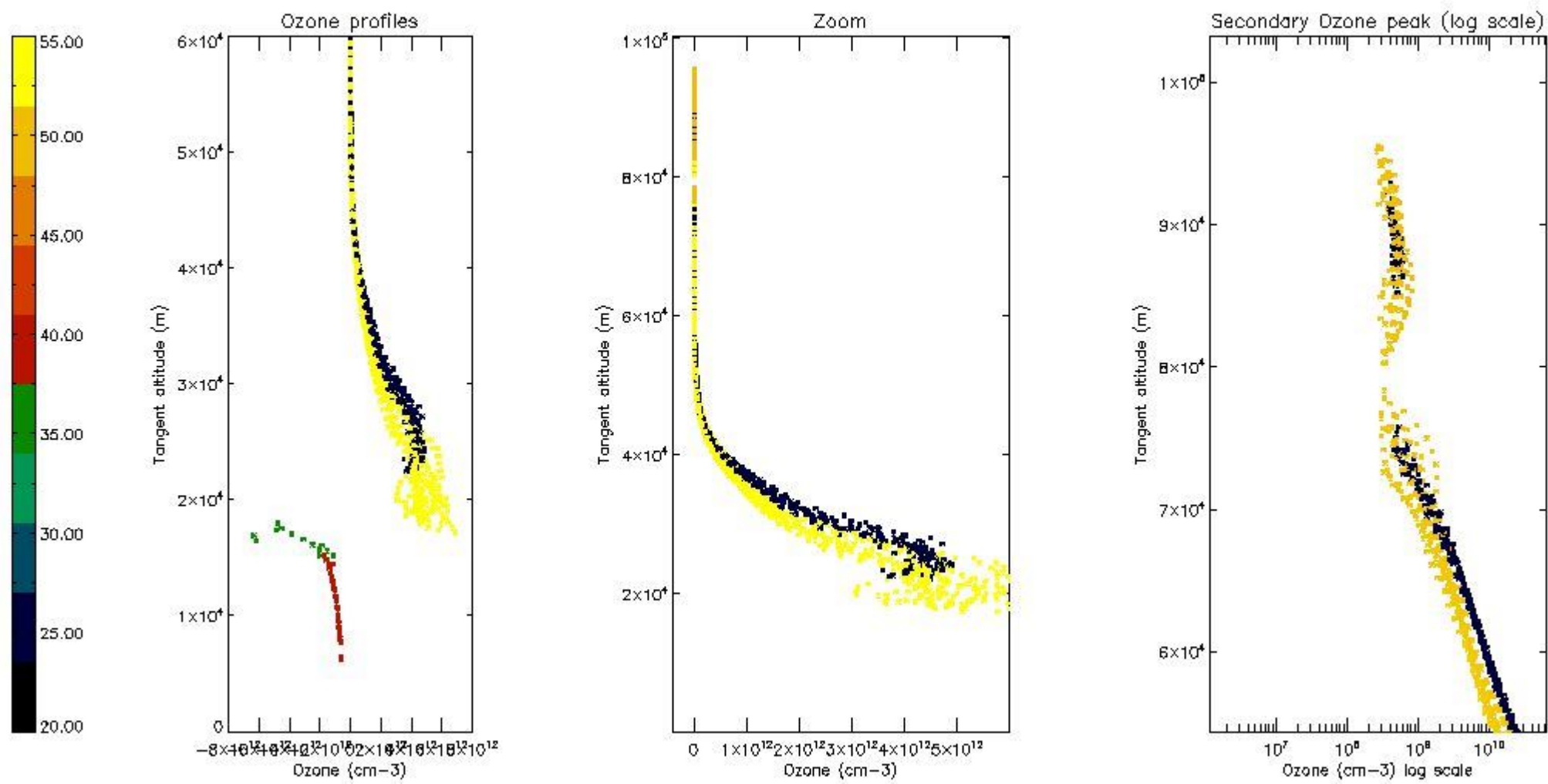




*5.5 Plot ozone profiles where STD < 5% (dark without errors)*

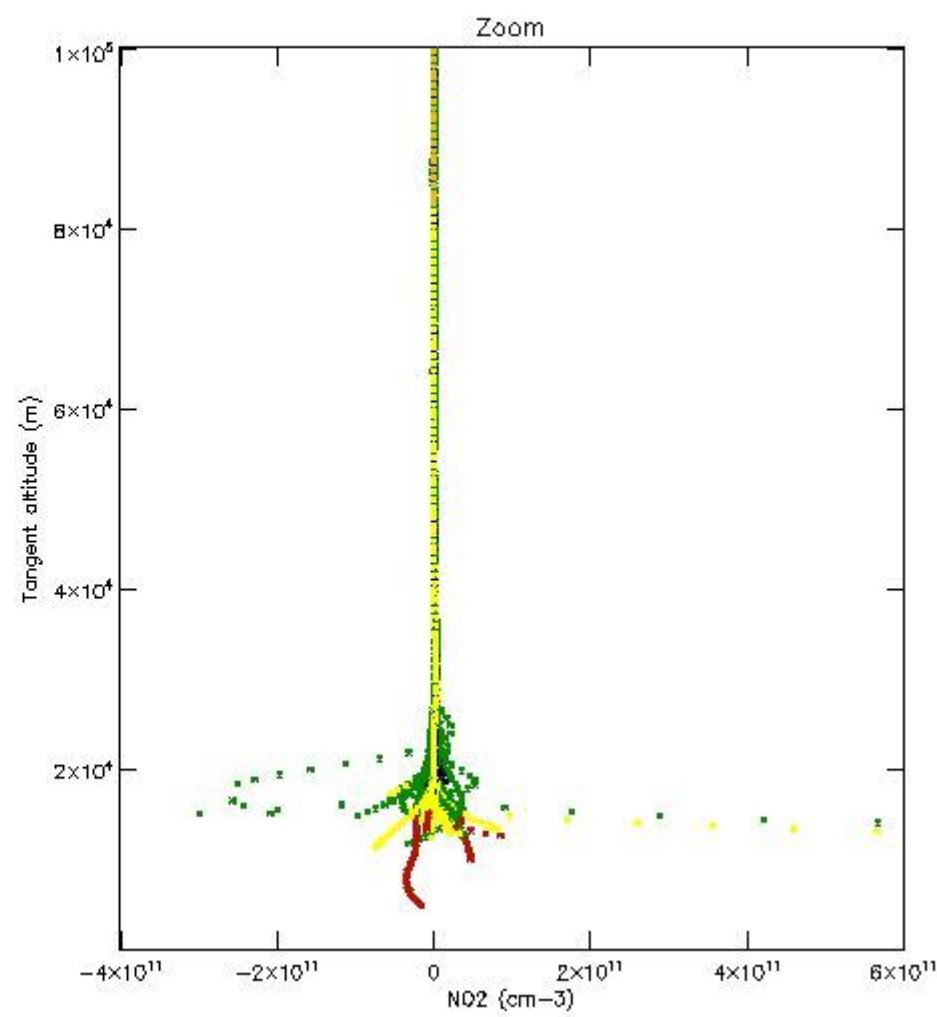
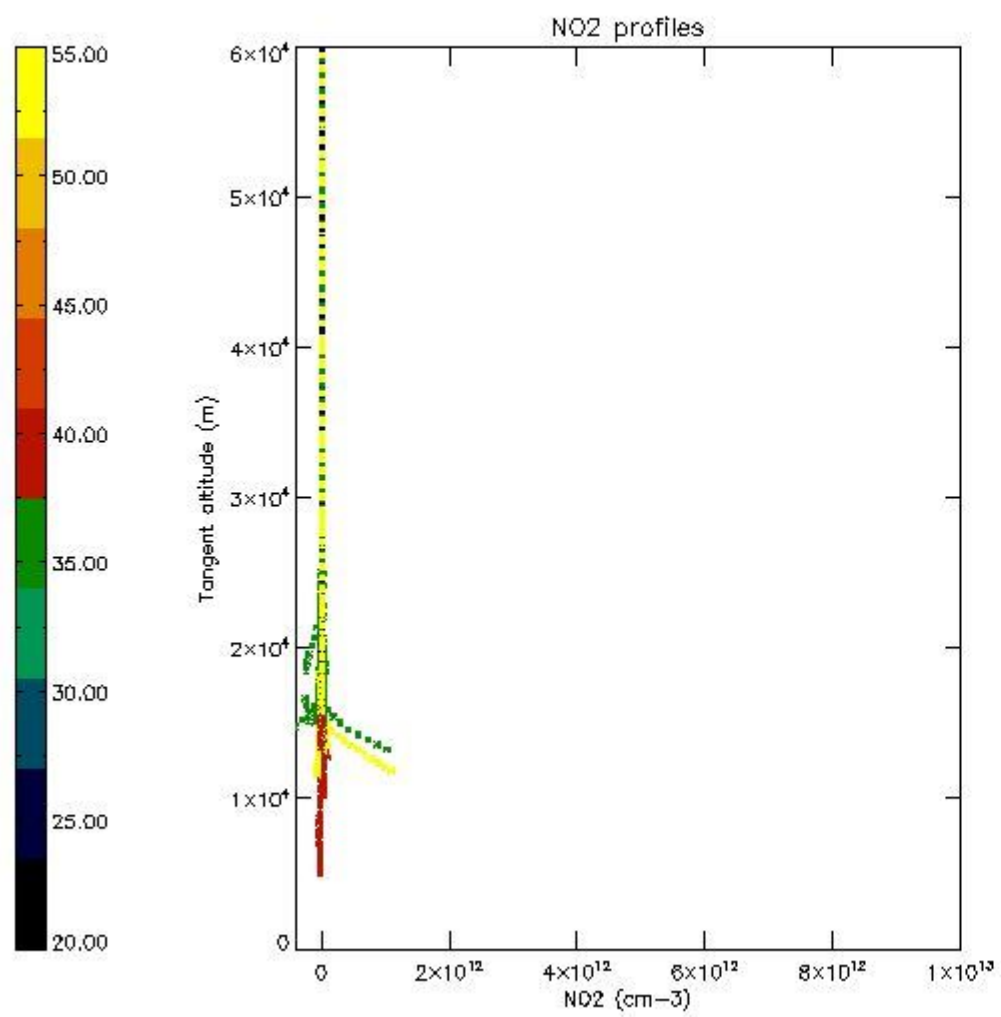
The colorbar represents the latitude.





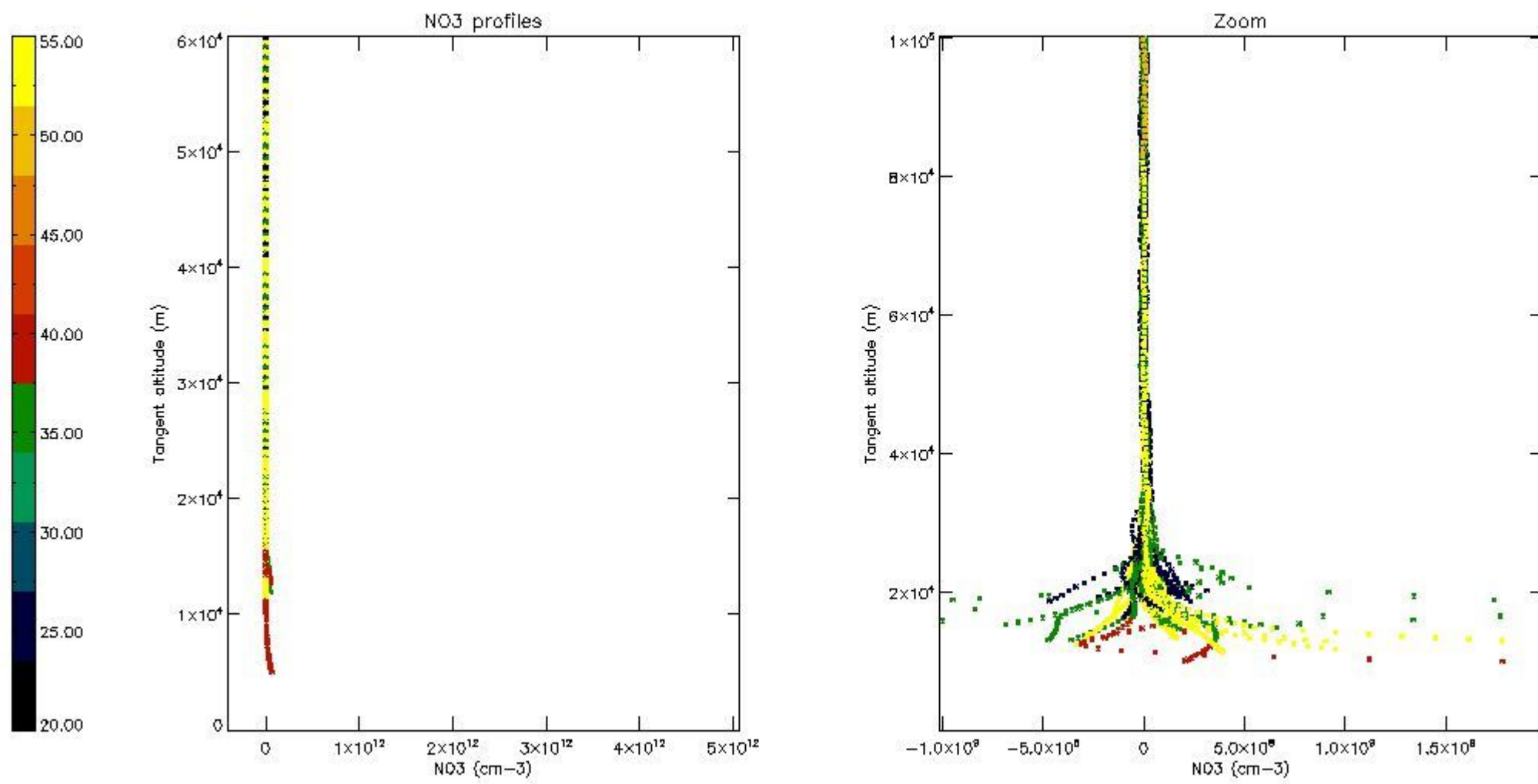
*5.6 Plot NO<sub>2</sub> profiles for all STD (dark without errors)*

The colorbar represents the latitude.



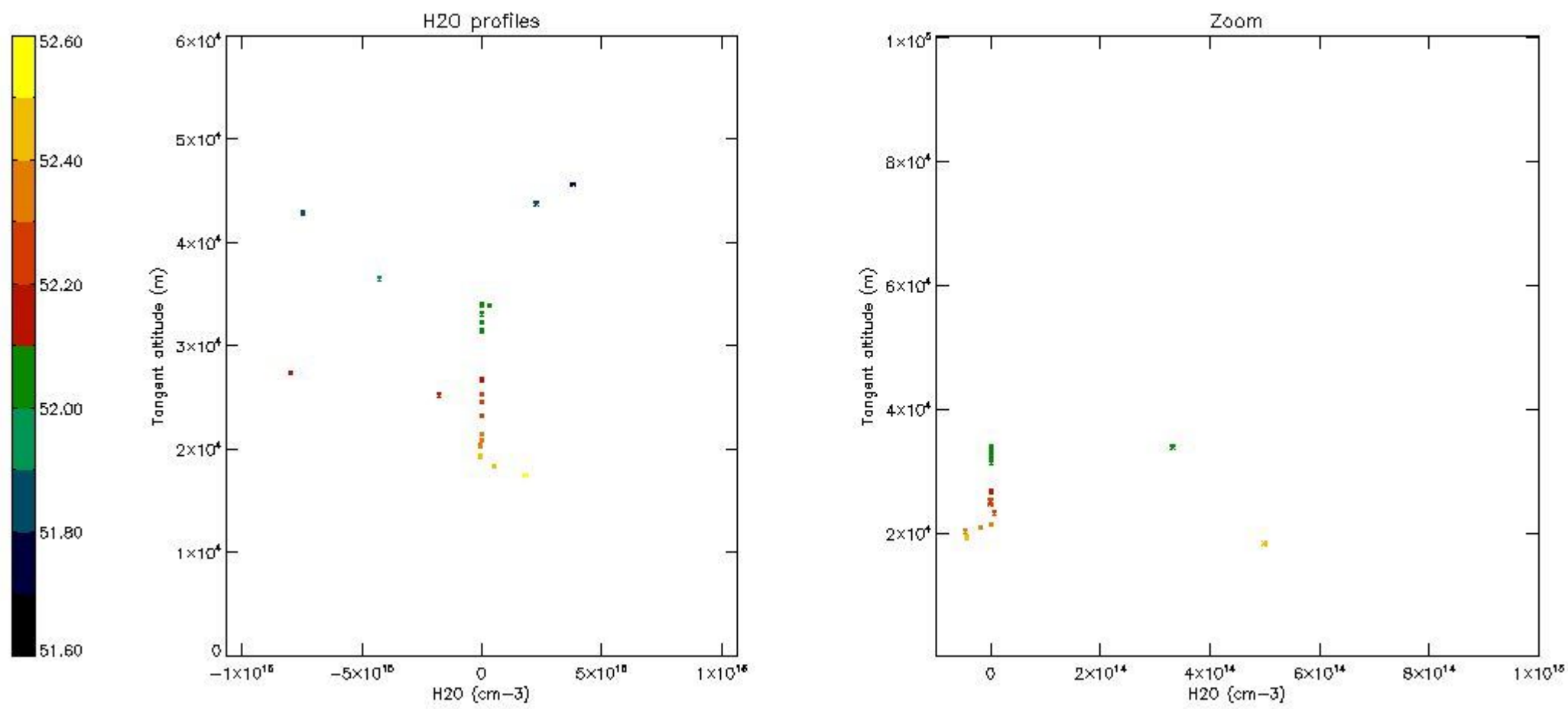
*5.7 Plot NO3 profiles for all STD (dark without errors)*

The colorbar represents the latitude.



5.8 Plot H<sub>2</sub>O profiles for all STD (only for occultations of stars 1,2,3,4,13,14,16,26,63 dark without errors)

The colorbar represents the latitude.

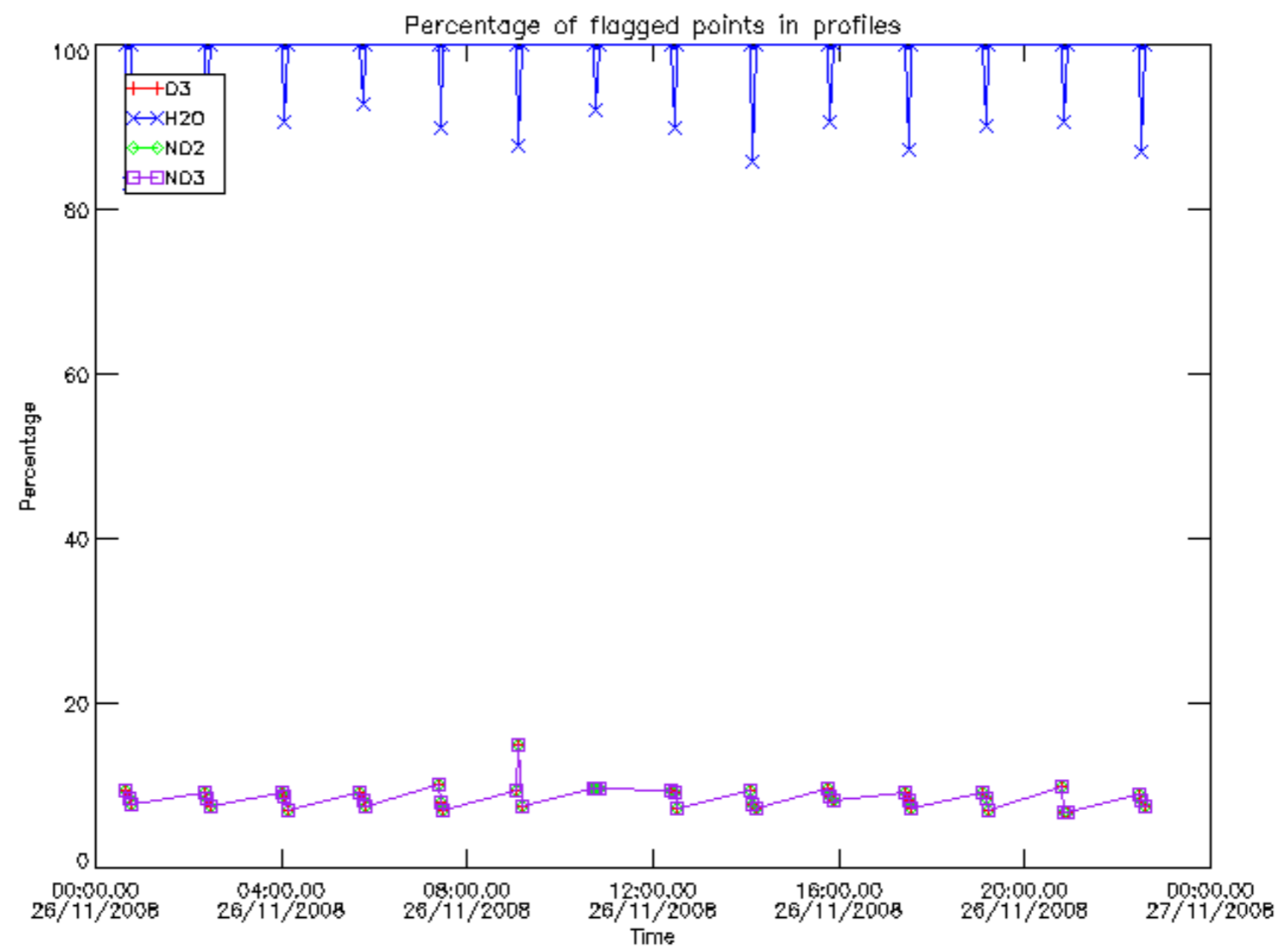


## 6. Auxiliary Data Files used for the production reported in section 2

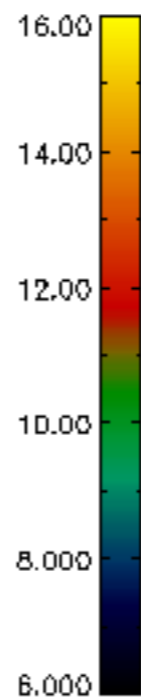
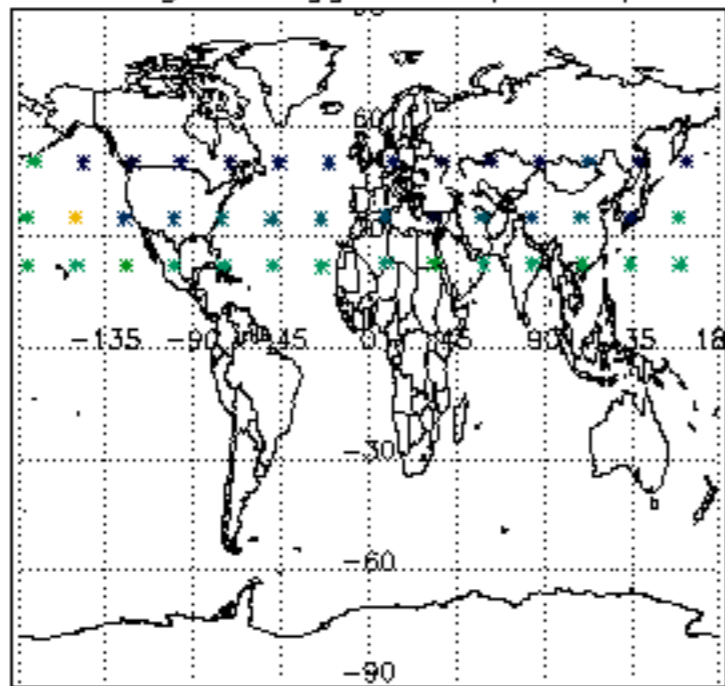
The number reported in the third column indicates since which file (see list in section 2) the corresponding auxiliary file has been used. The fourth column is the date of those product files.

Type	Auxiliary Filename	Used since product	Used since product date
INST_PHYS_CHARACTERISTICS	GOM_INS_AXVIEC20091111_143220_20030716_120000_20500101_000000	1	26-NOV-2008 00:08:33
LEVEL-2_PROC_CONFIG	GOM_PR2_AXVIEC20091111_152718_20020301_000000_20500101_000000	1	26-NOV-2008 00:08:33
CROSS_SECTIONS_FILE	GOM_CRS_AXVIEC20091111_154832_20020301_000000_20500101_000000	1	26-NOV-2008 00:08:33

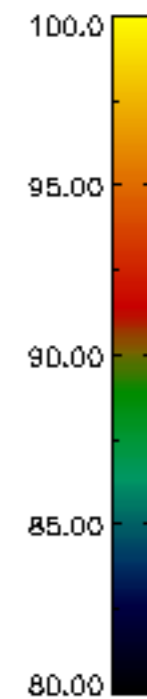
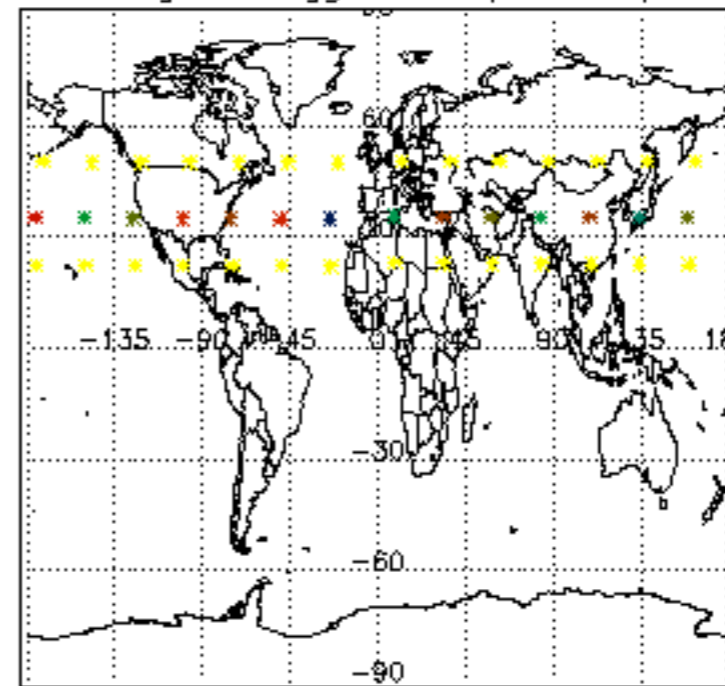




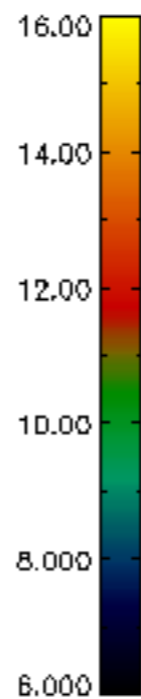
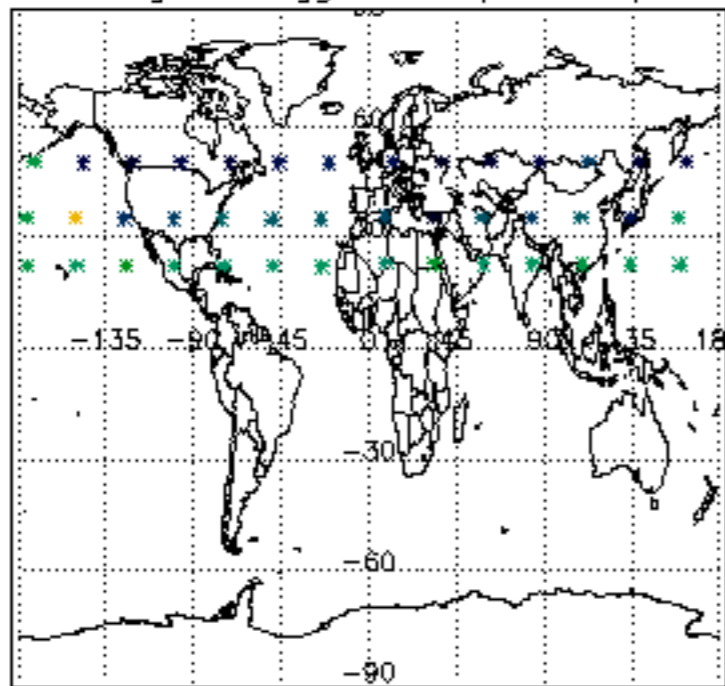
Percentage of flagged data per D3 profile



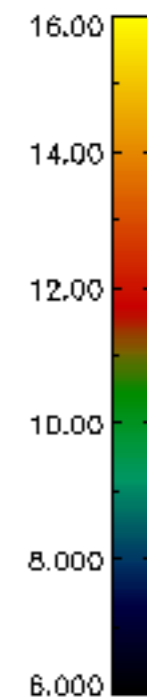
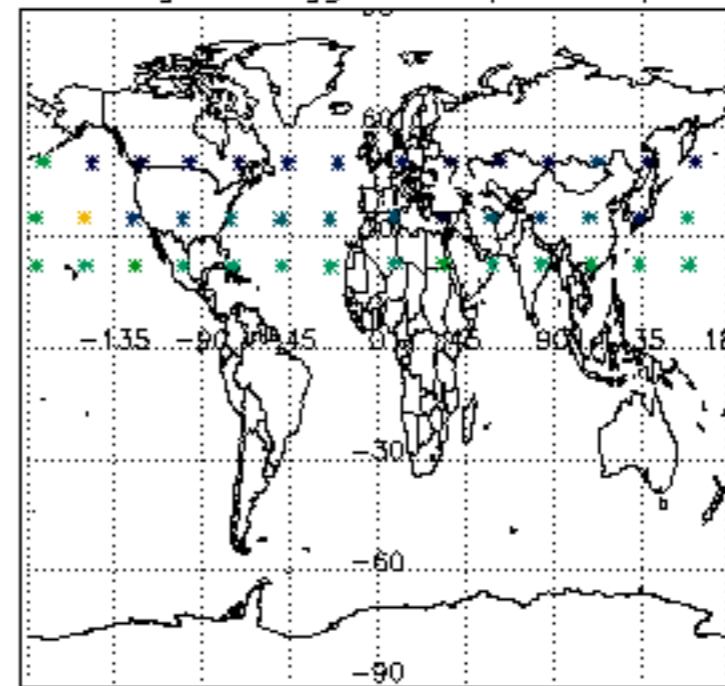
Percentage of flagged data per H2O profile

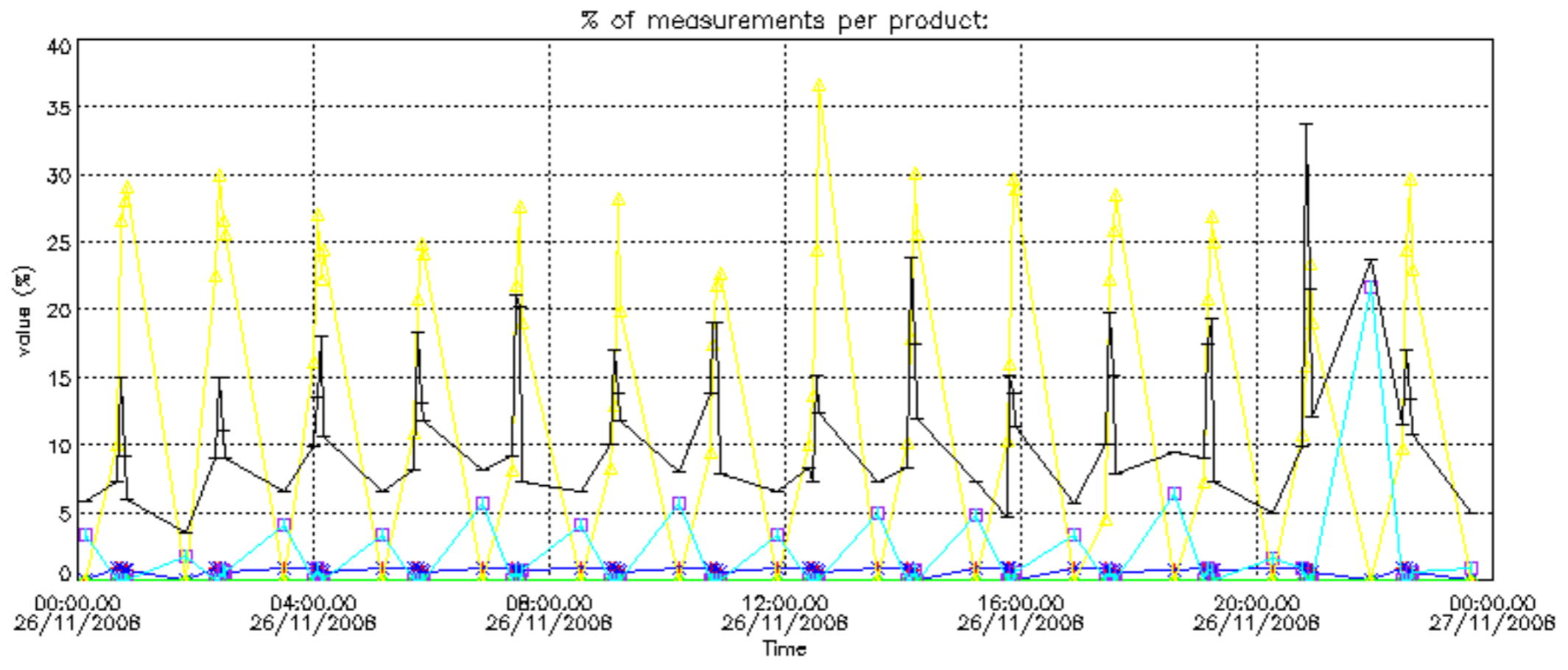


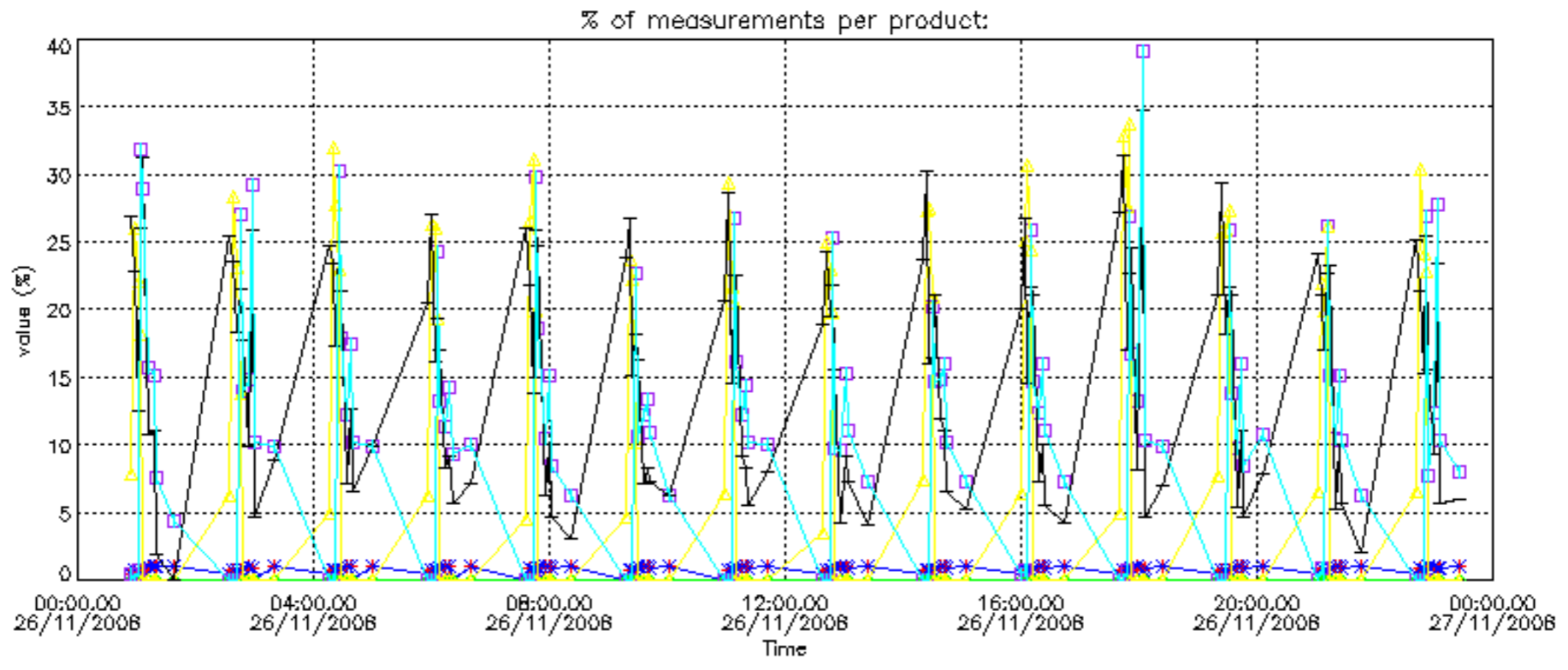
Percentage of flagged data per NO2 profile



Percentage of flagged data per NO3 profile

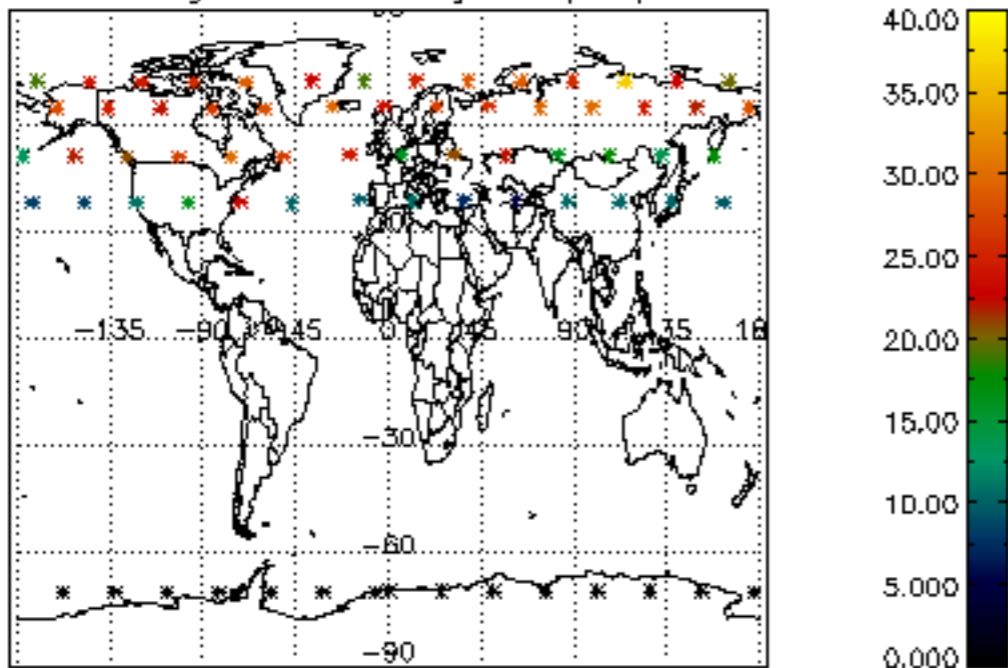




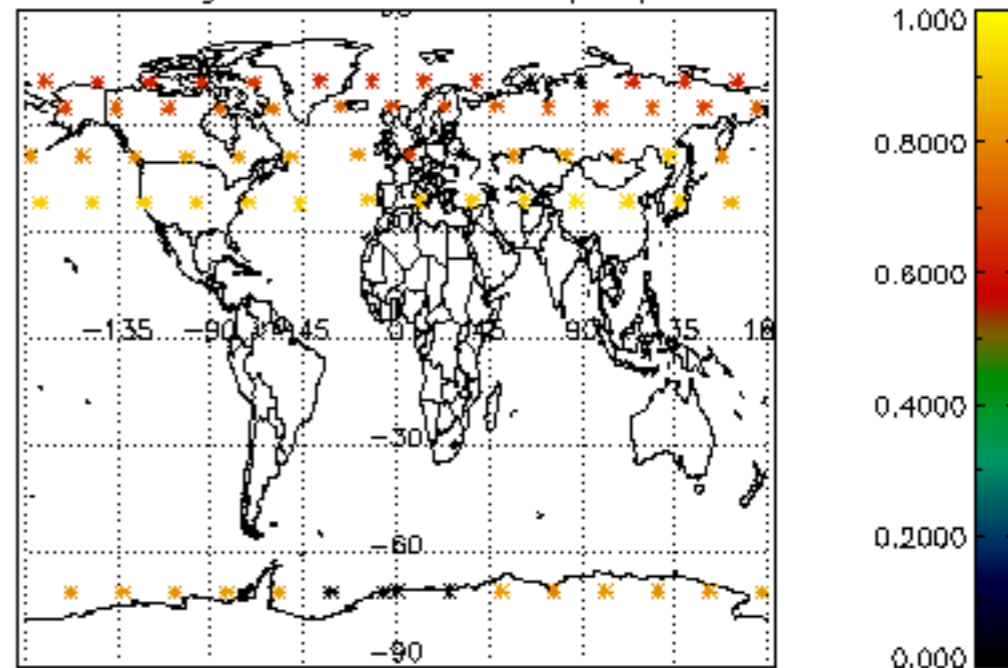




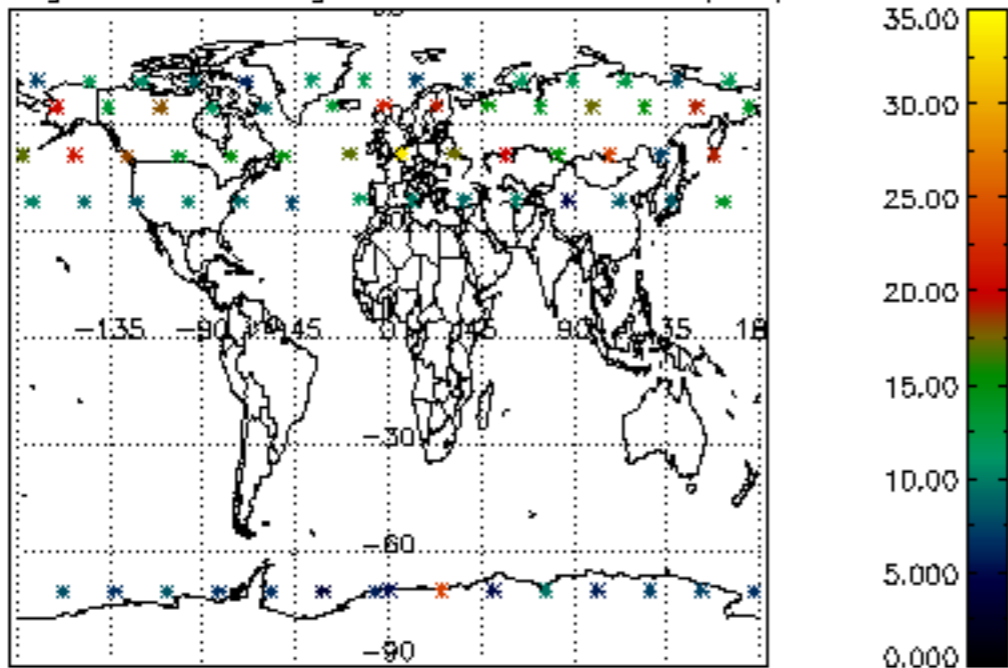
Percentage of cosmic ray hits per profile



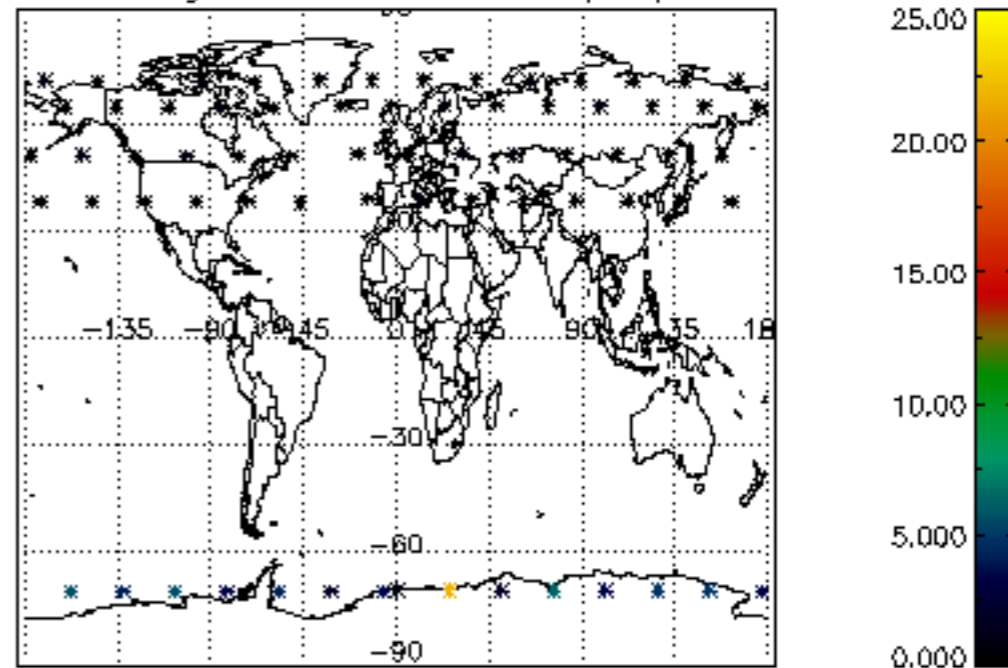
Percentage of datation errors per profile



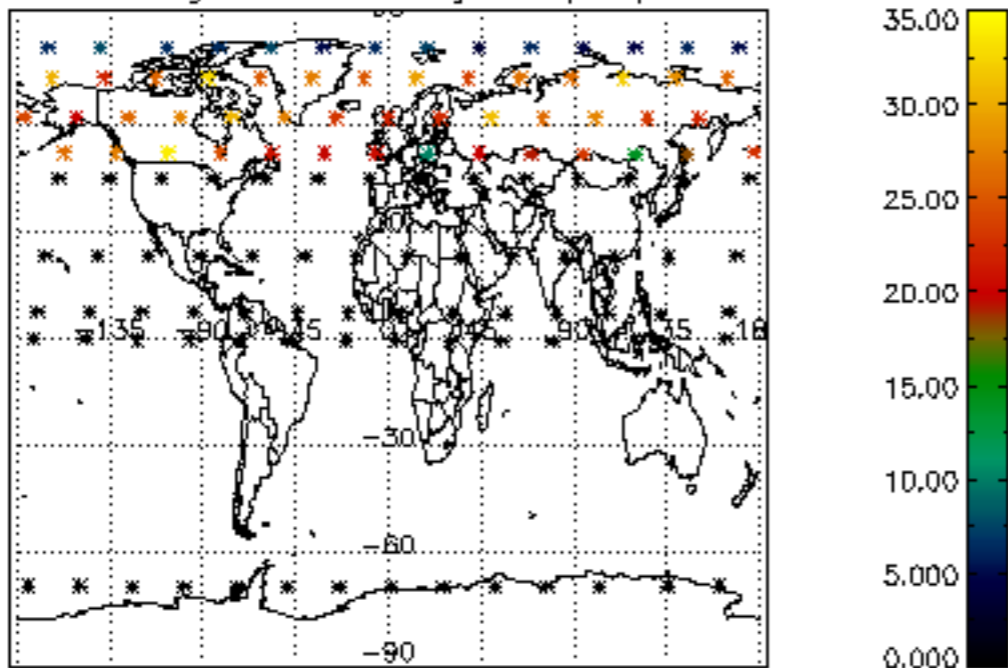
Percentage of star falling outside central band per profile



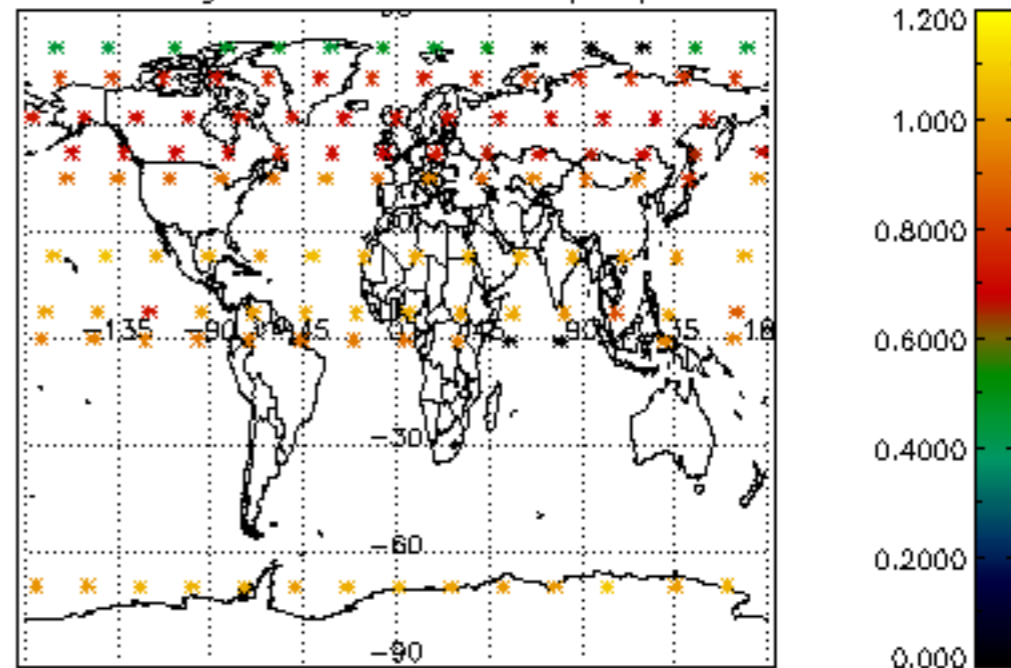
Percentage of saturation errors per profile



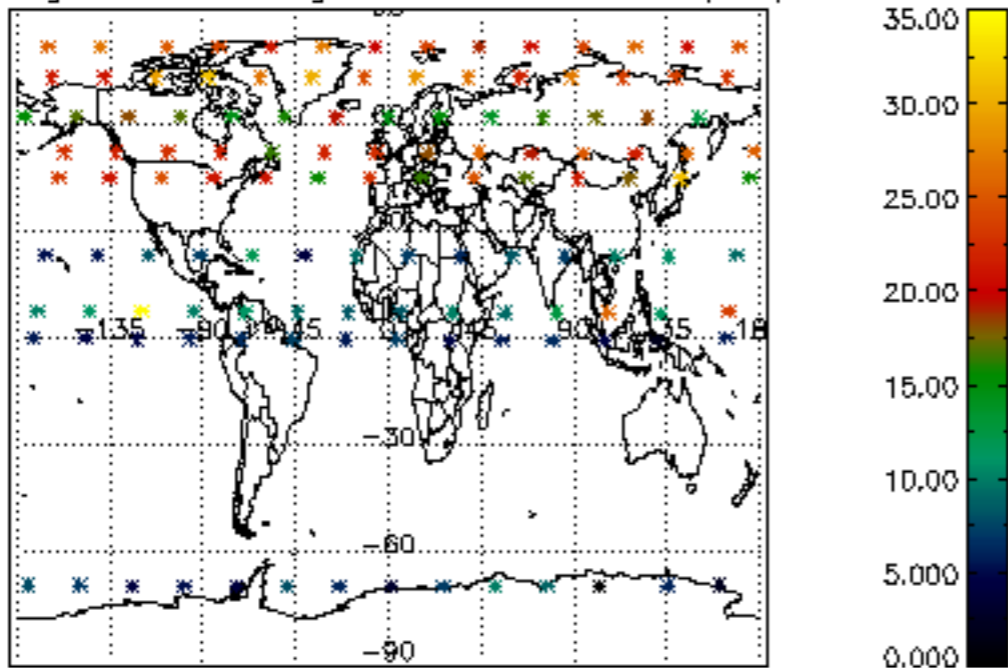
Percentage of cosmic ray hits per profile



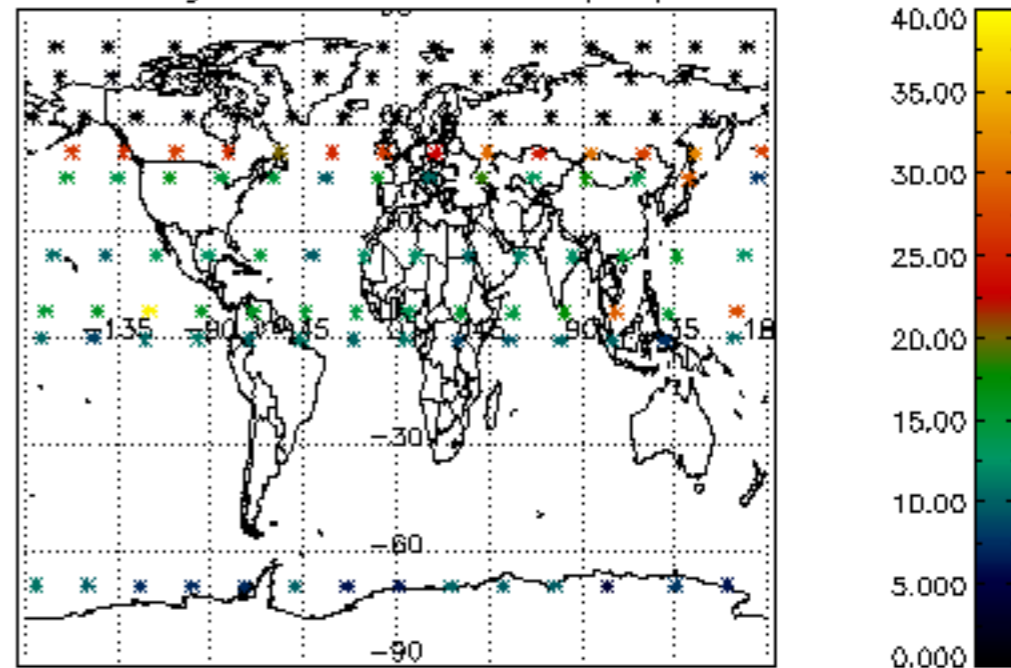
Percentage of datation errors per profile

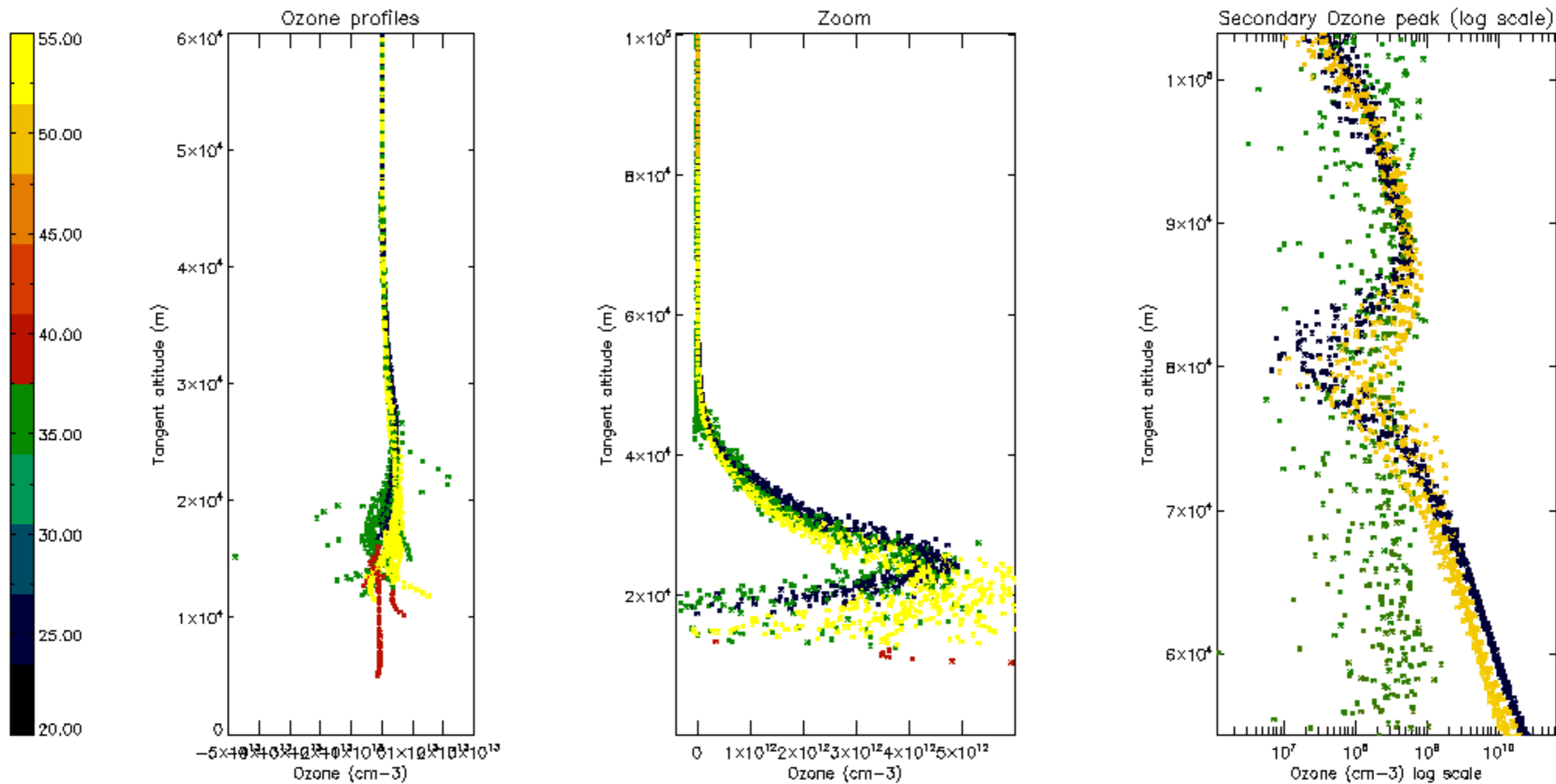


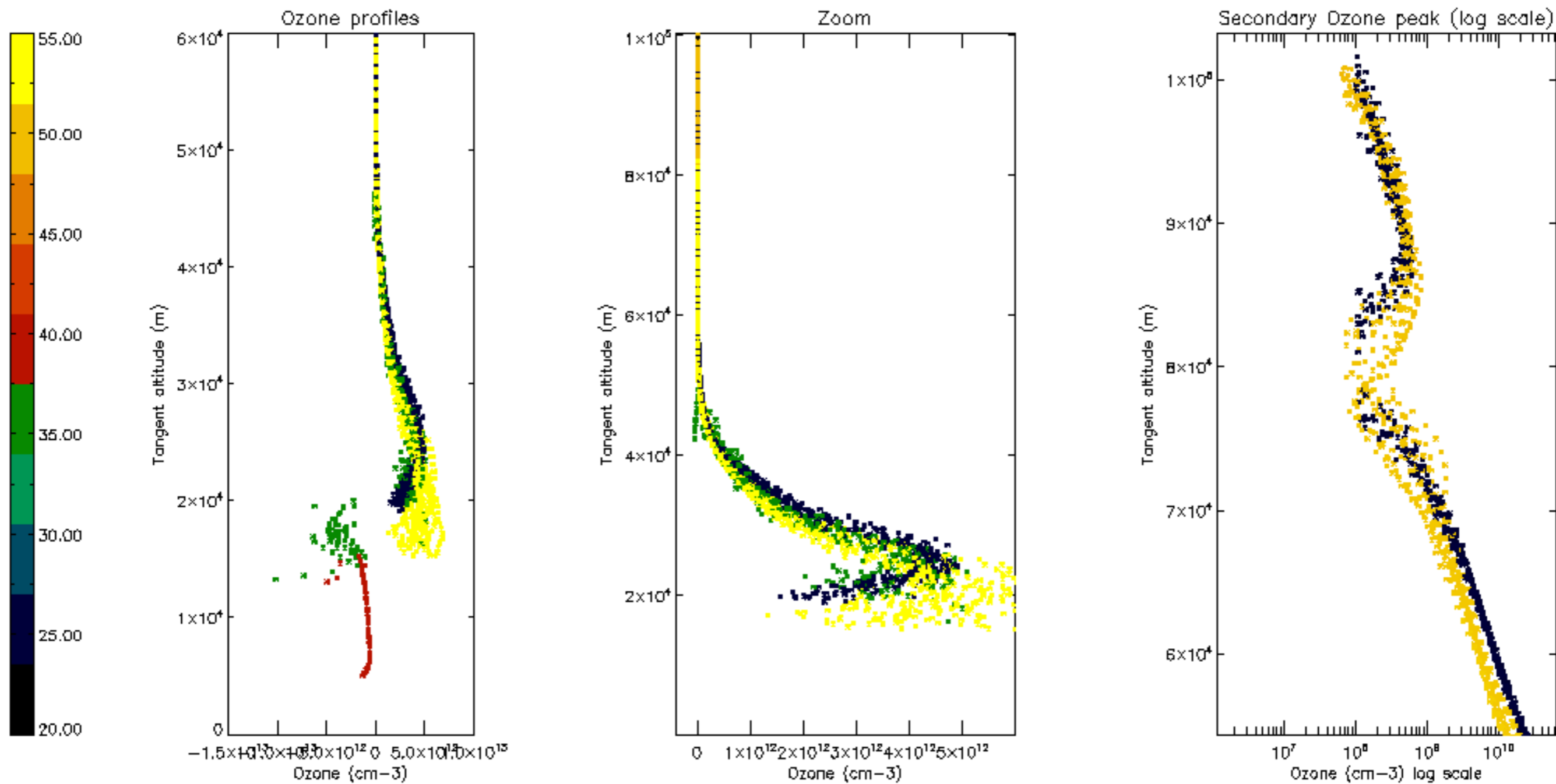
Percentage of star falling outside central band per profile



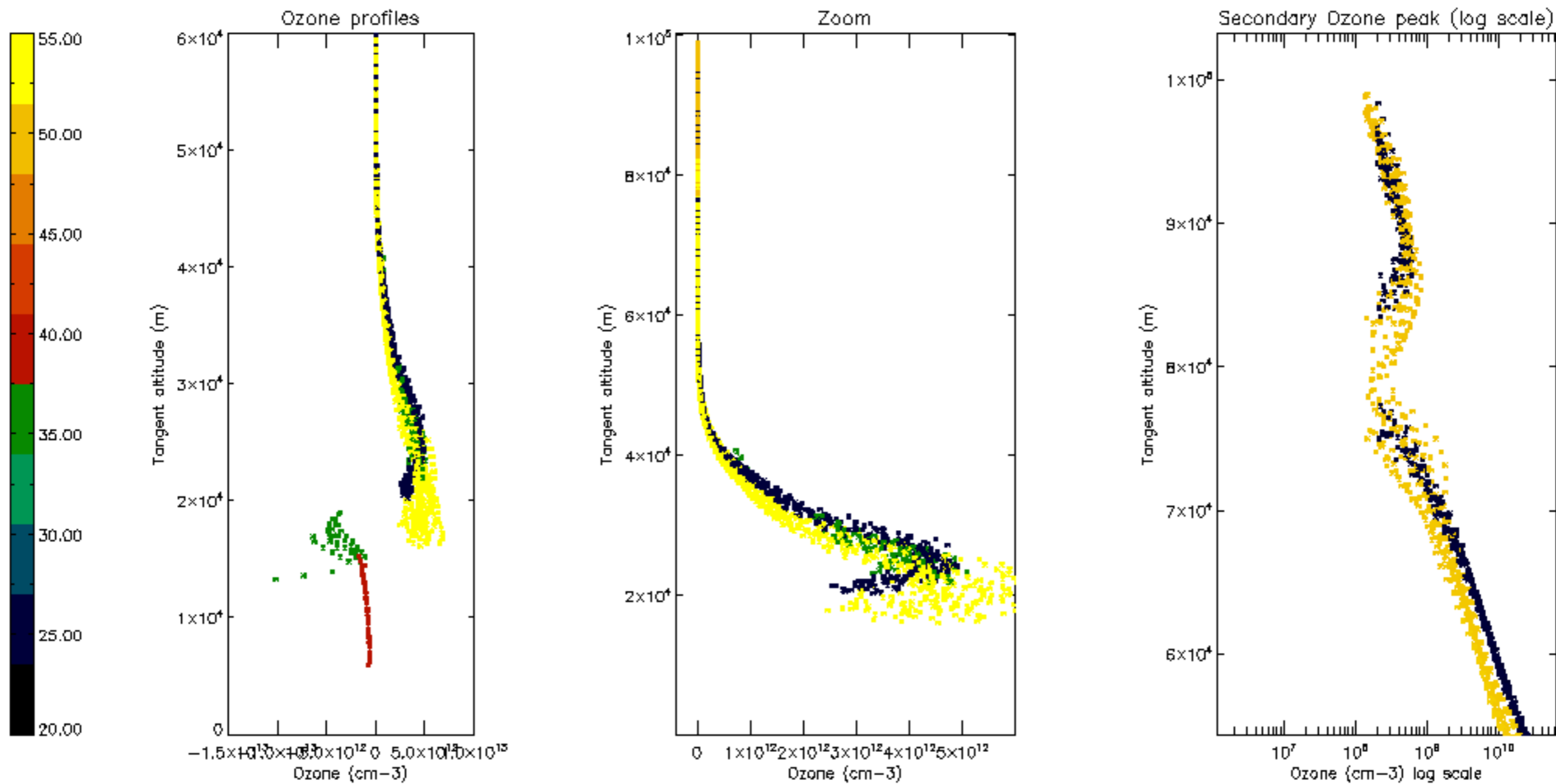
Percentage of saturation errors per profile

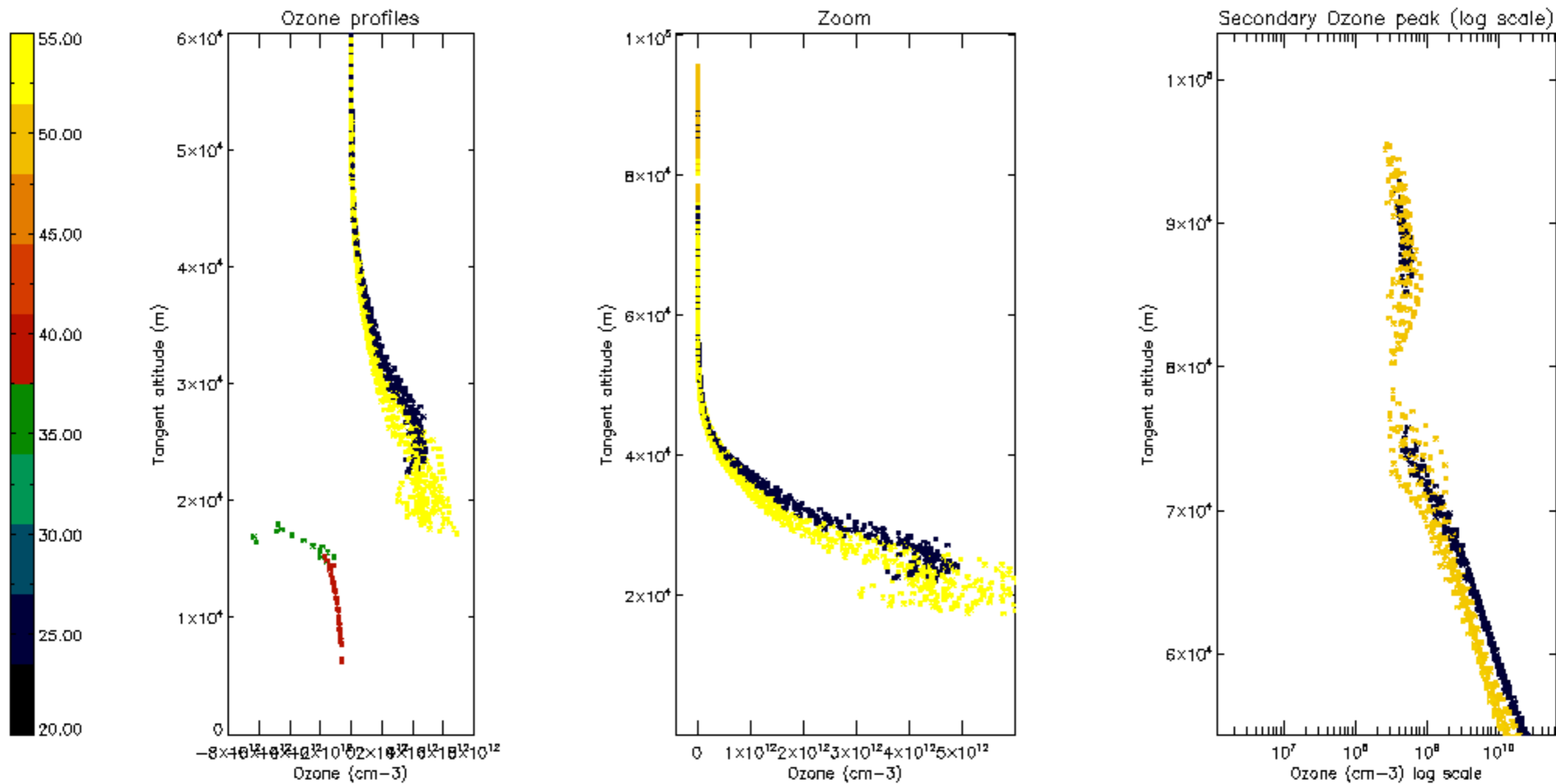


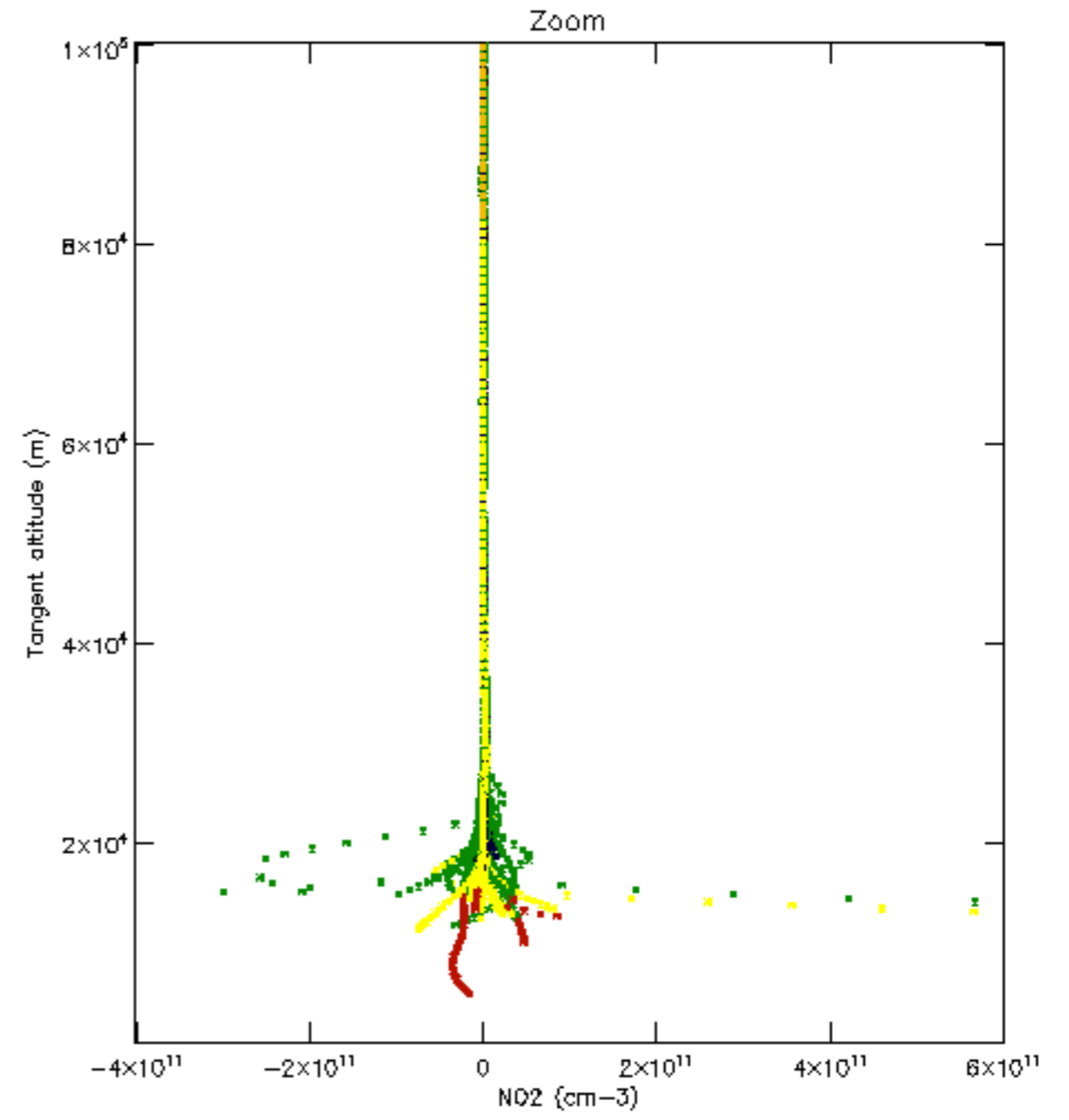
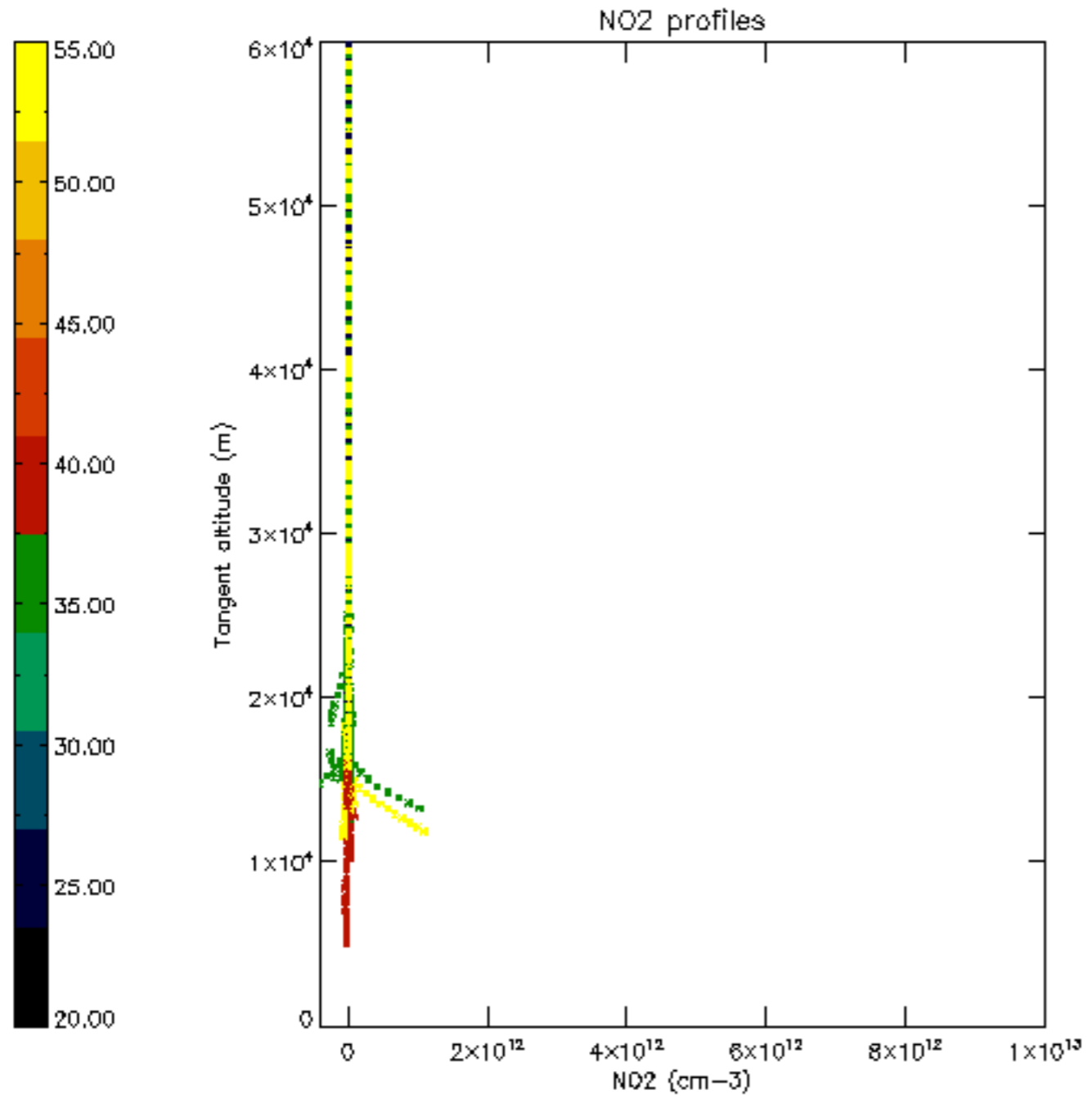


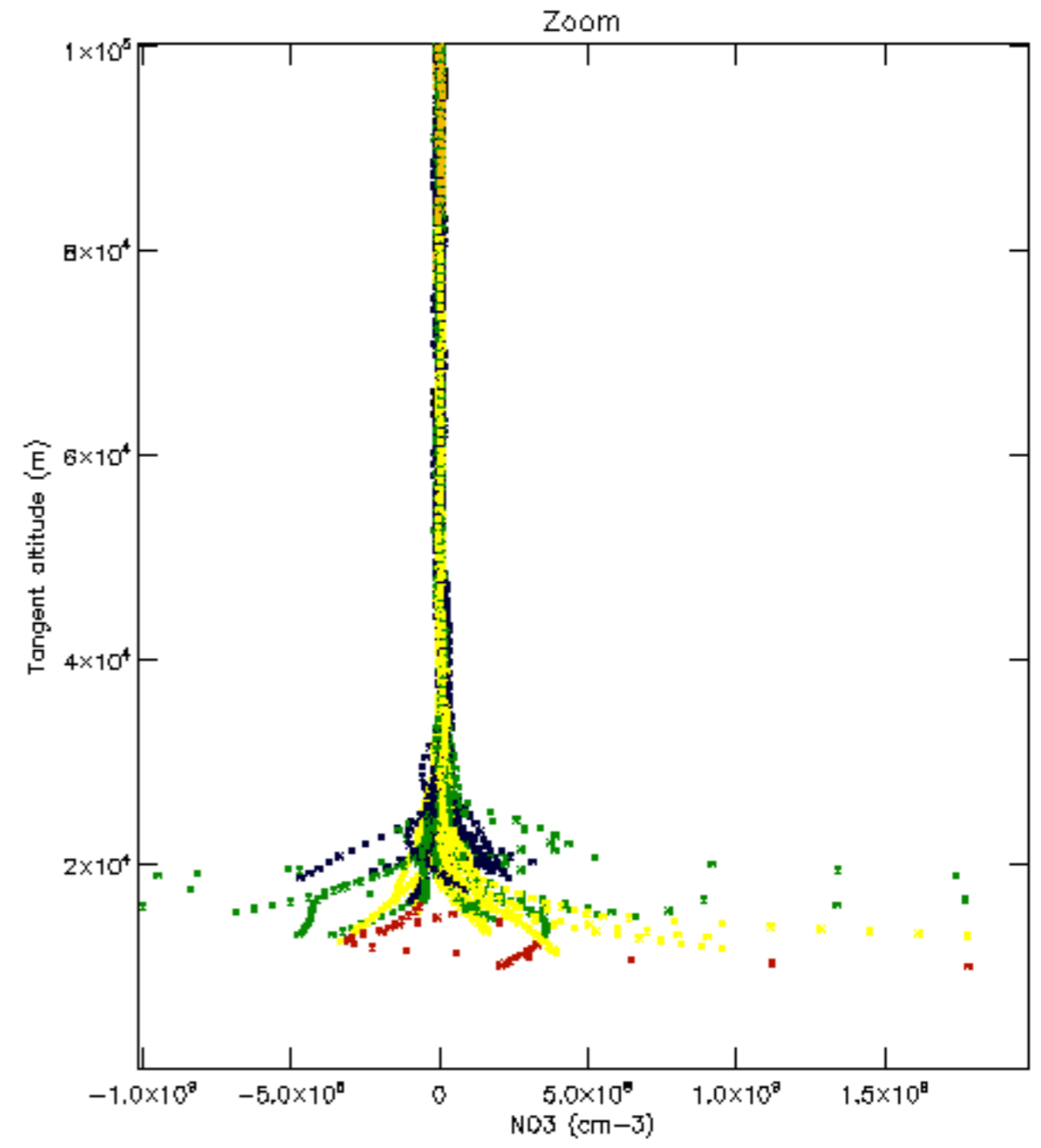
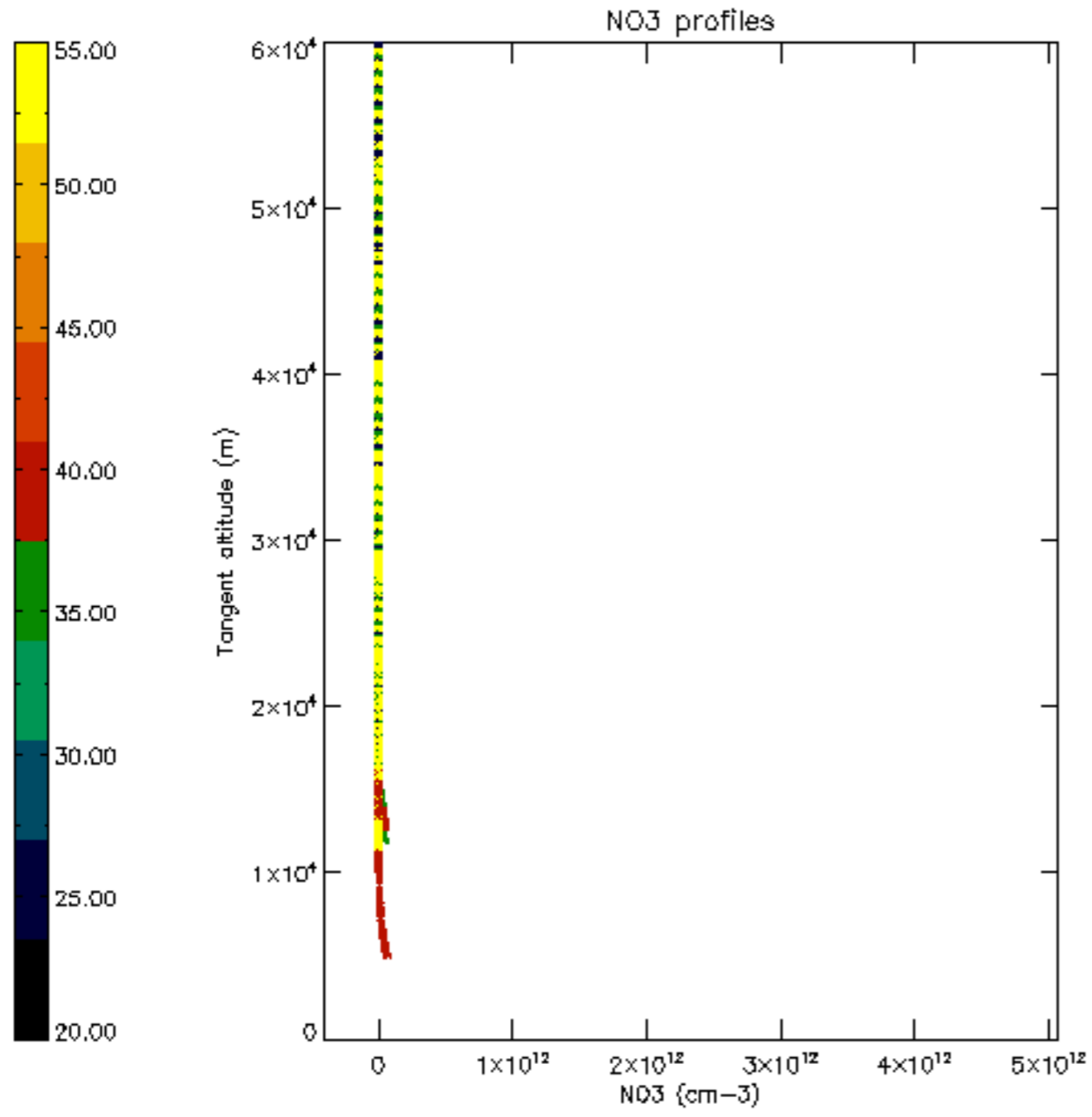




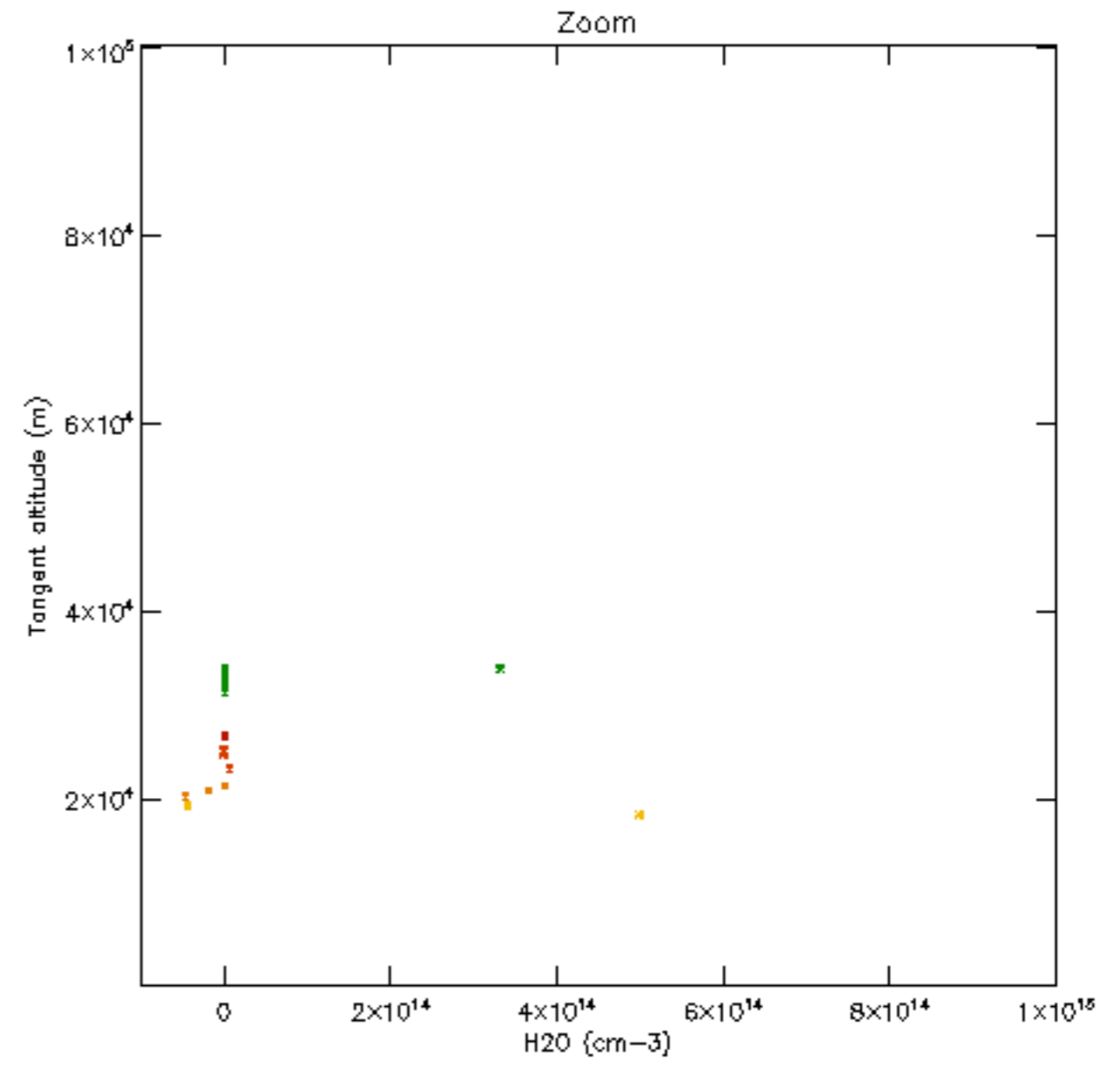
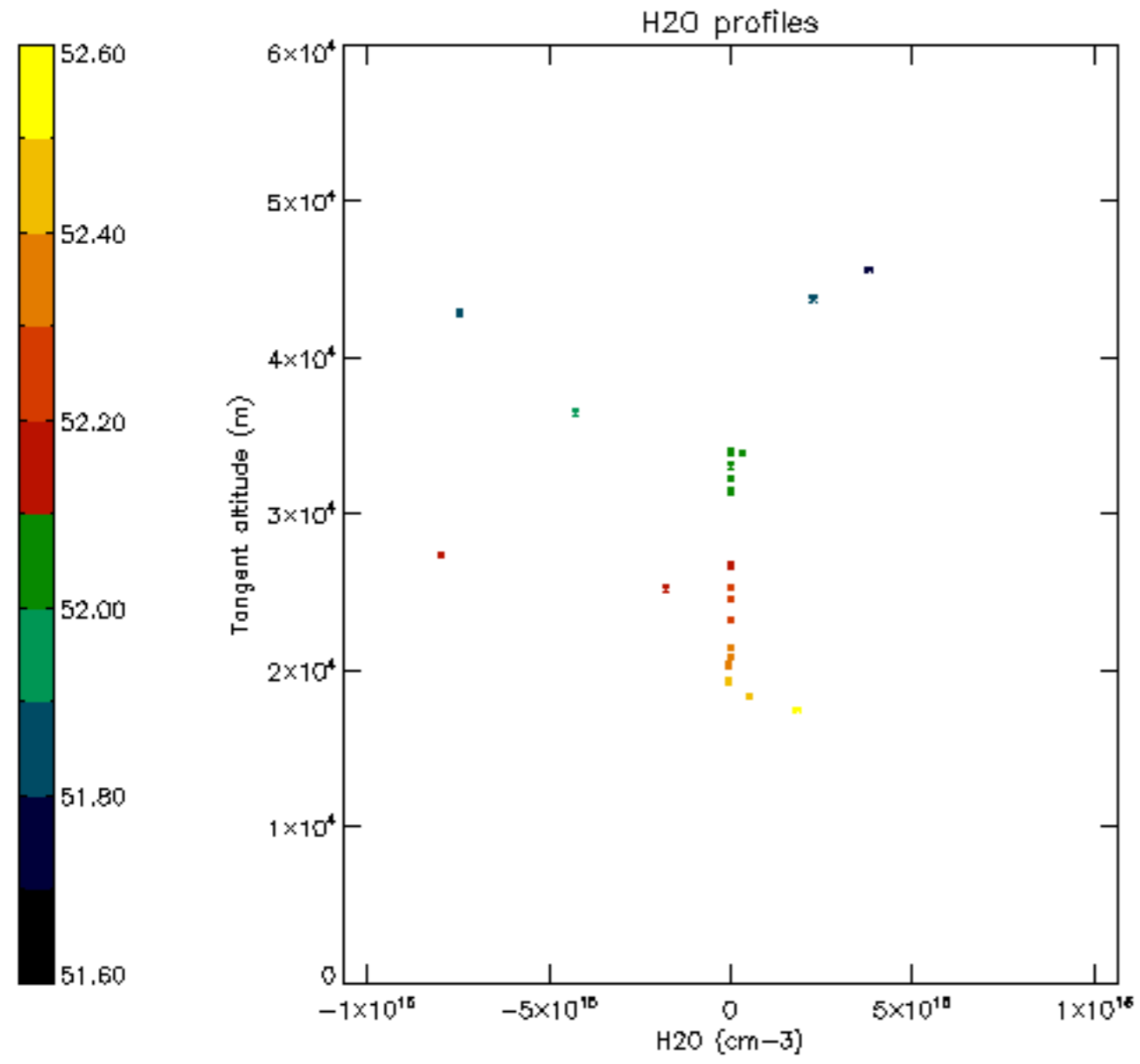


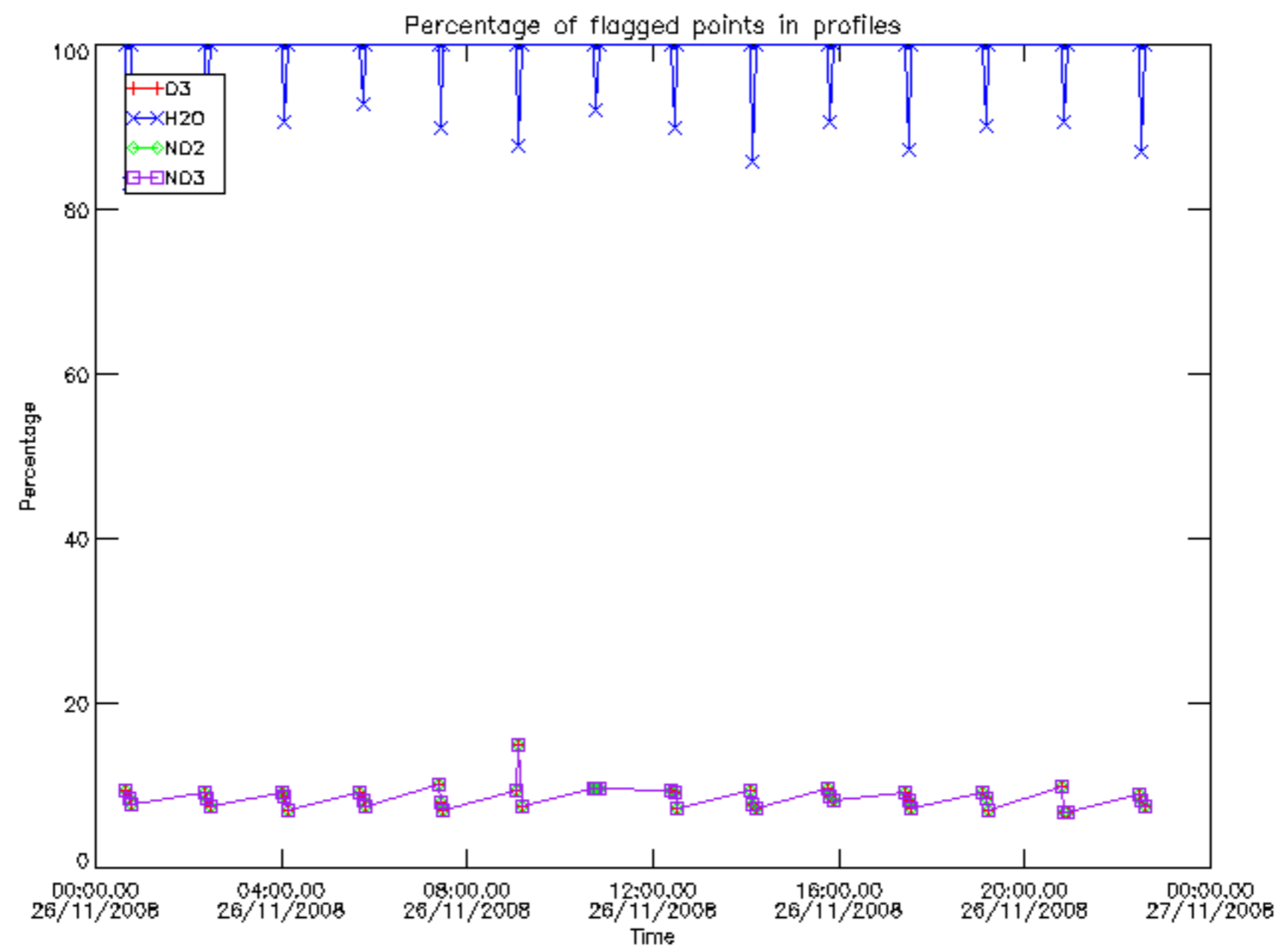




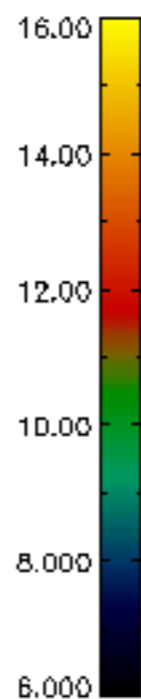
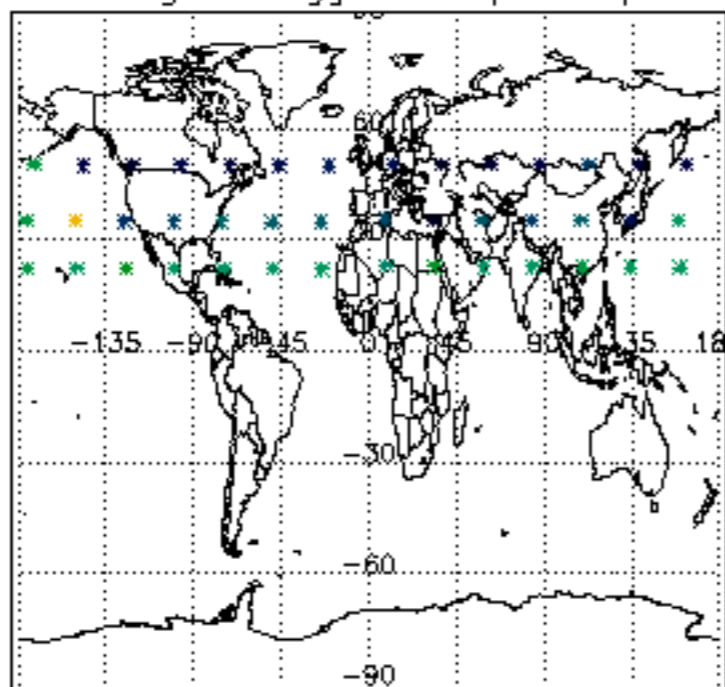




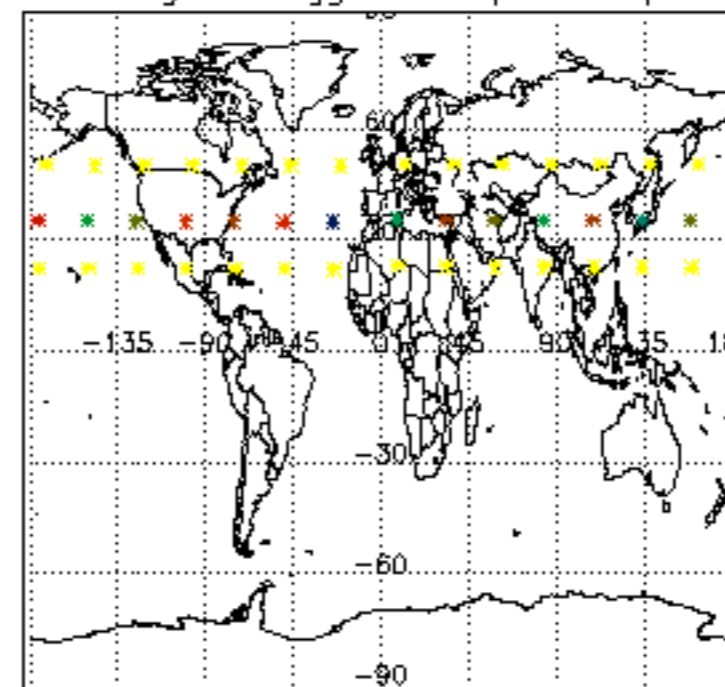




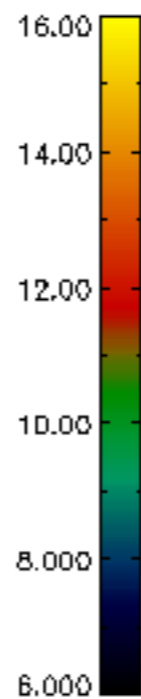
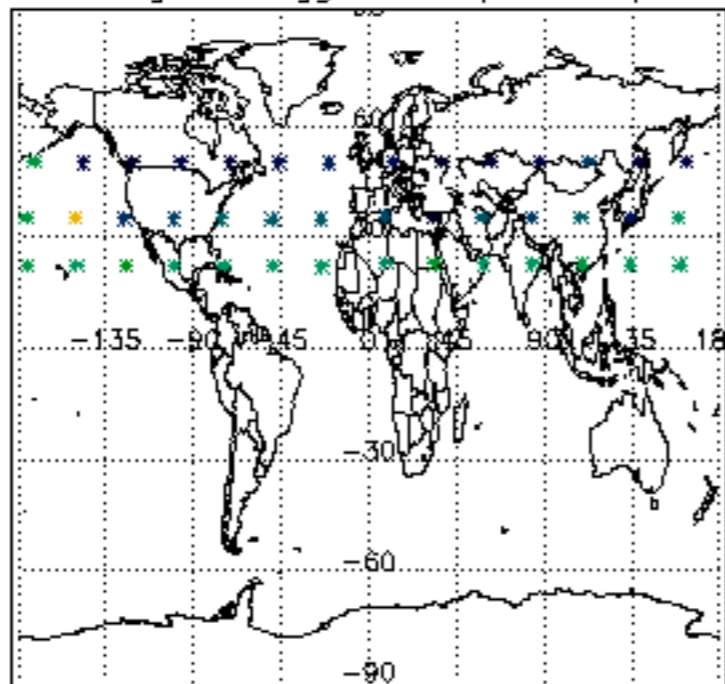
Percentage of flagged data per D3 profile



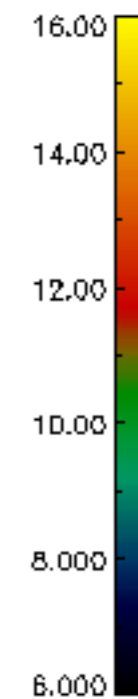
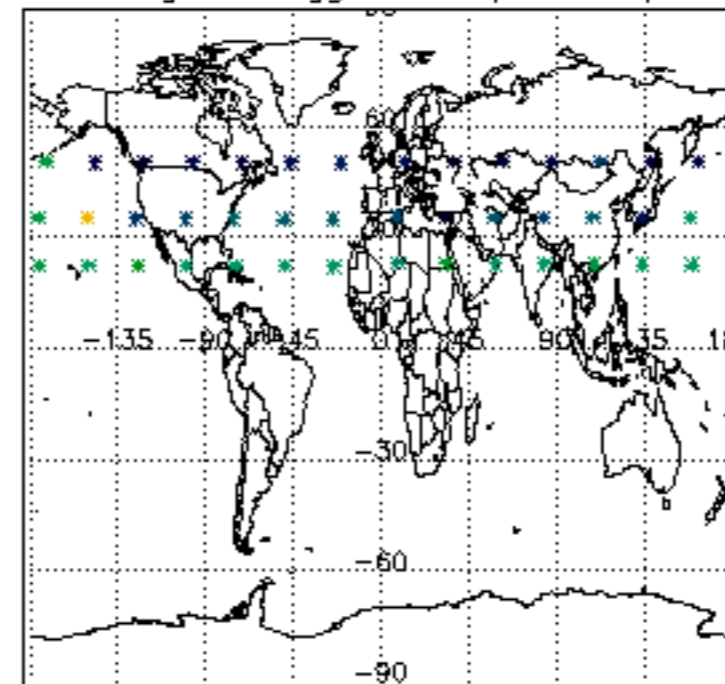
Percentage of flagged data per H2O profile

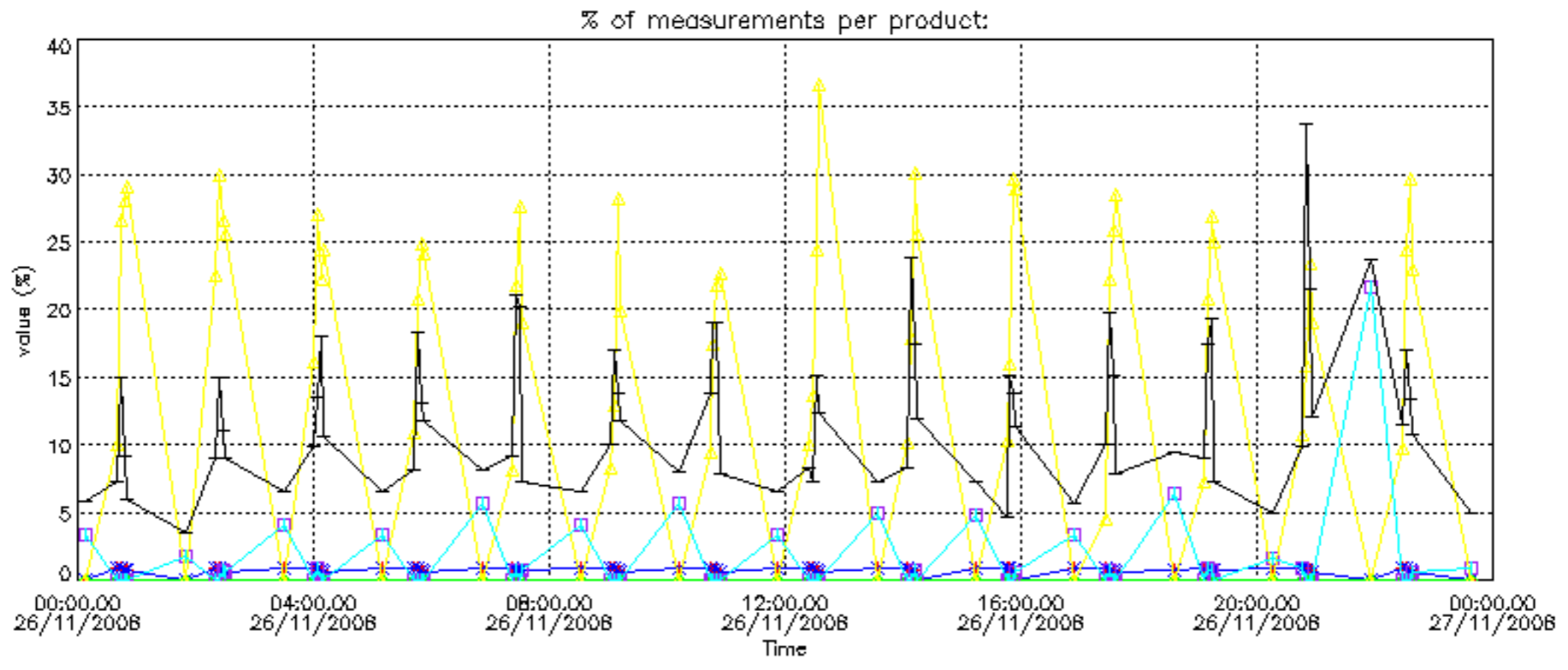


Percentage of flagged data per NO2 profile

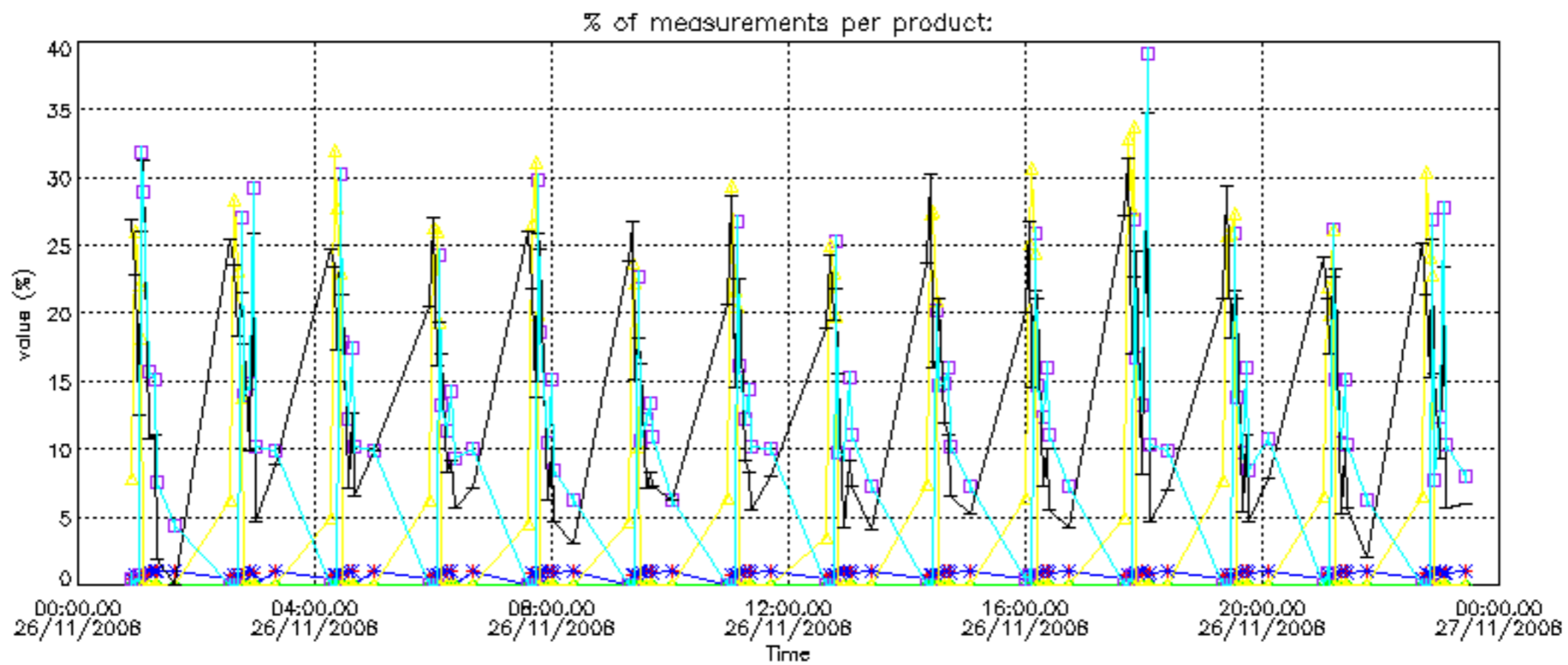


Percentage of flagged data per NO3 profile

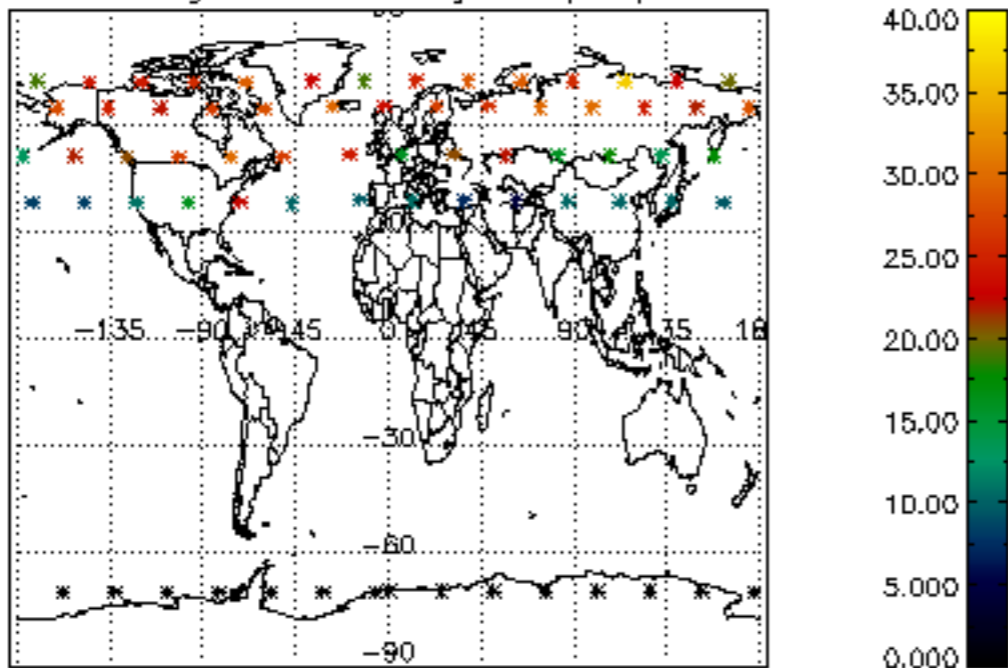




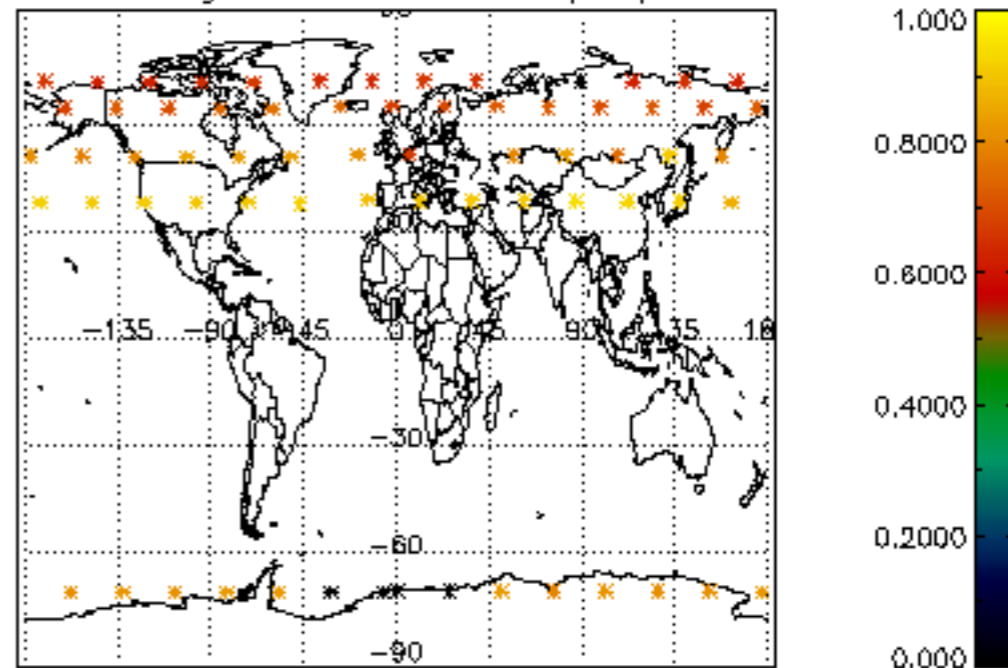




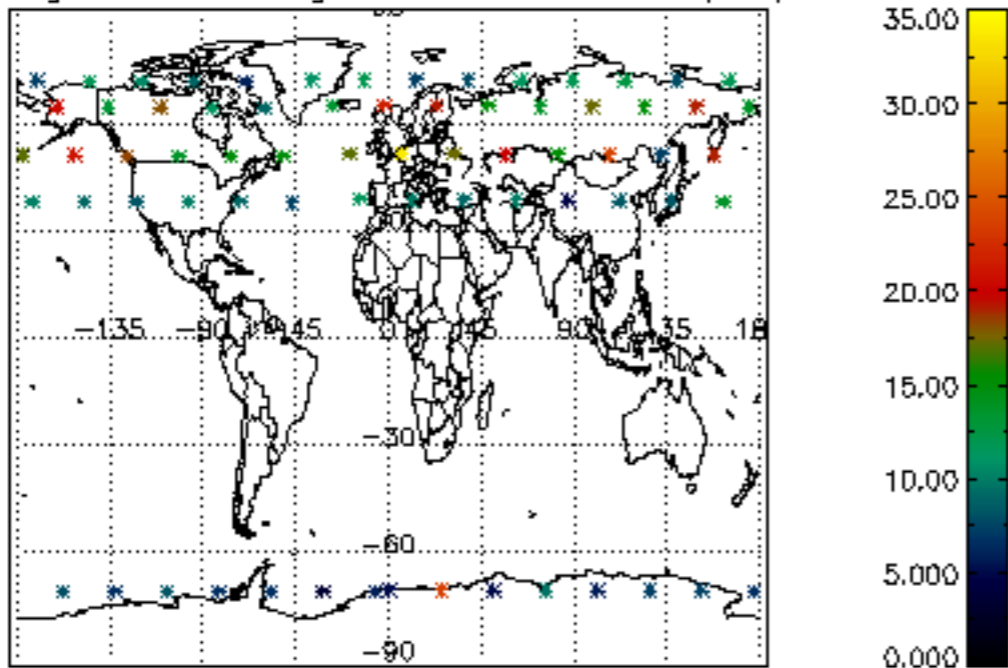
Percentage of cosmic ray hits per profile



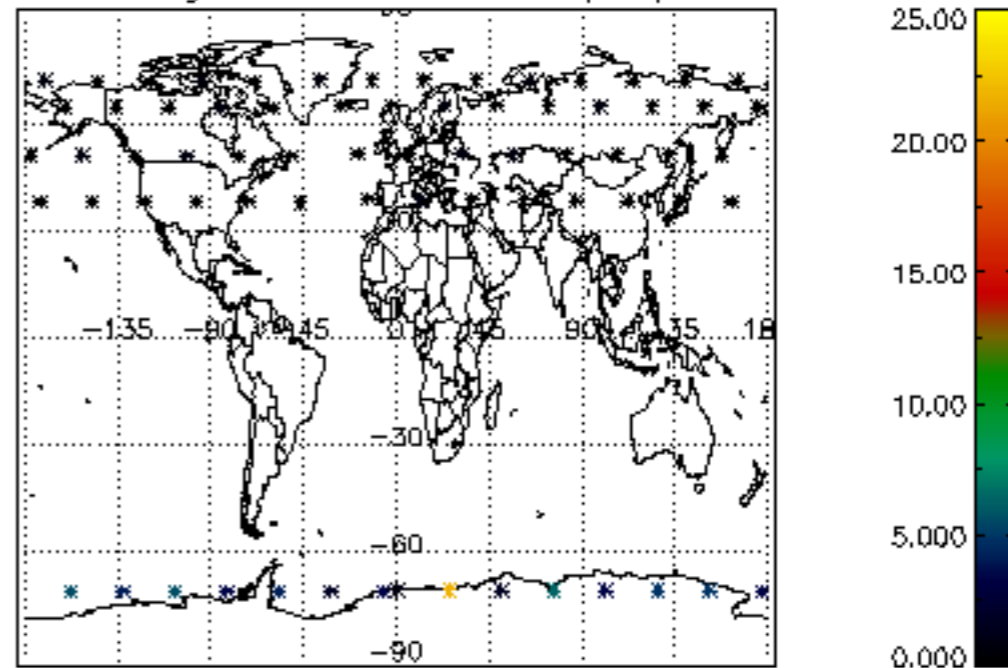
Percentage of datation errors per profile



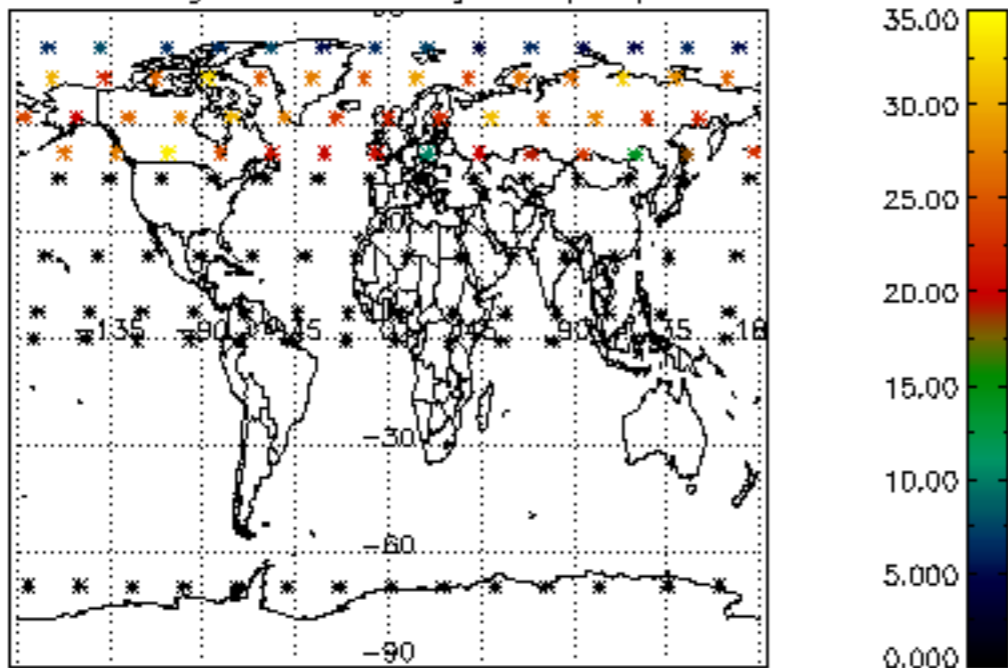
Percentage of star falling outside central band per profile



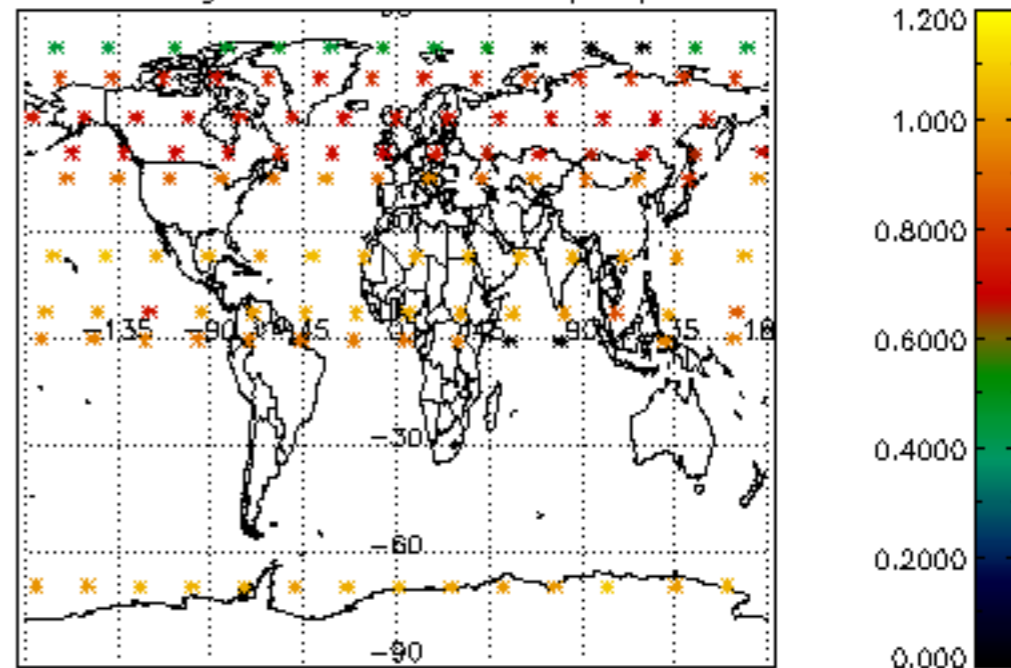
Percentage of saturation errors per profile



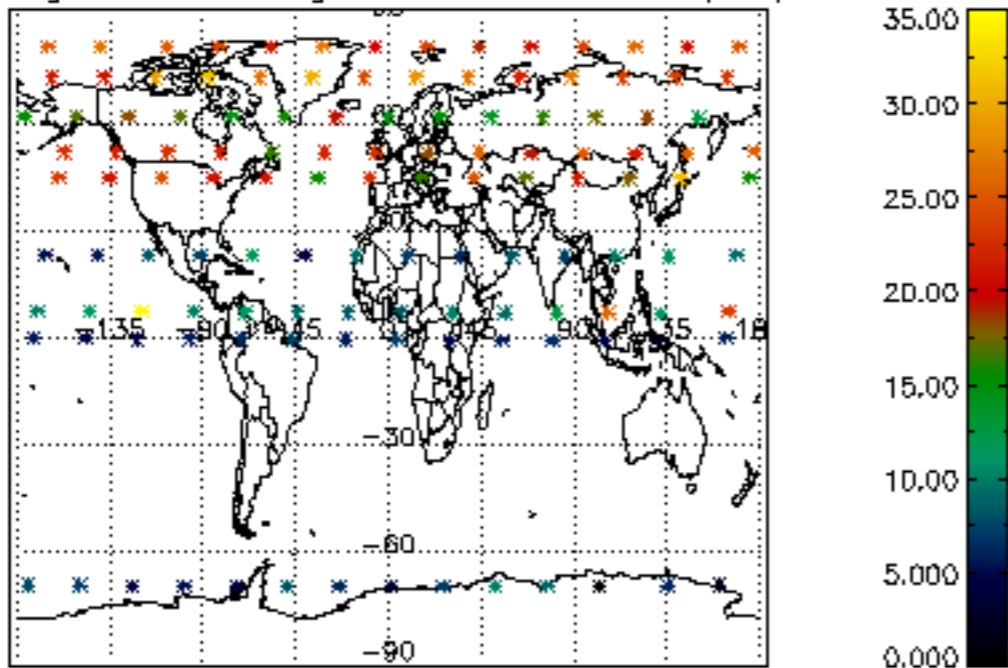
Percentage of cosmic ray hits per profile



Percentage of datation errors per profile



Percentage of star falling outside central band per profile



Percentage of saturation errors per profile

