

GOMOS Level 2 Daily Report

SUMMARY

[1. General Info](#)

[2. Summary of processed GOM_NL_2P products](#)

[3. Level 2 Quality information per product](#)

[3.1 Plot of level 2 quality information per product \(time dependant\)](#)

[3.2 Plot of level 2 quality information per product \(world map\)](#)

[4. Level 1 Quality information per product \(stored on level 2 products\)](#)

[4.1 Plot of level 1 quality information per product \(time dependant\)](#)

[4.1.1 Plot of level 1 quality information per product \(time dependant\): ASCENDING](#)

[4.1.2 Plot of level 1 quality information per product \(time dependant\): DESCENDING](#)

[4.2 Plot of level 1 quality information per product \(world map\)](#)

[4.2.1 Plot of level 1 quality information per product \(world map\): ASCENDING](#)

[4.2.2 Plot of level 1 quality information per product \(world map\): DESCENDING](#)

[5. Ozone profiles based on quality statistics and other trace gas profiles](#)

[5.1 Ozone statistics based on quality of products](#)

[5.2 Plot ozone profiles for all STD \(dark without errors\)](#)

[5.3 Plot ozone profiles where STD < 20% \(dark without errors\)](#)

[5.4. Plot ozone profiles where STD < 10% \(dark without errors\)](#)

[5.5. Plot ozone profiles where STD < 5% \(dark without errors\)](#)

[5.6 Plot NO2 profiles for all STD \(dark without errors\)](#)

[5.7 Plot NO3 profiles for all STD \(dark without errors\)](#)

[5.8 Plot H2O profiles \(only for occultations of stars 1,2,3,4,13,14,16,26,63 dark without errors\) for all STD](#)

[6. Auxiliary Data Files used for the production reported in section 2](#)

This report presents the daily analysis on parameters extracted from GOMOS level 2 data (GOM_NL__2P). It is intended to monitor some important parameters that will impact the quality of these products. A list of level 2 products (and content) that have arrived during the reporting day to the PCF is also given.

Item	Value
Time of report generation	25APR2013 22:37:50
Data source version	GOMOS/6.01
Start time of products	24-11-2008 (24NOV2008 00:00:00)
Stop time of products	25-11-2008 (25NOV2008 00:00:00)
Store outputs in DB	Yes
Nb of level 2 prods	208
Nb of prods with errors	0

2. Summary of processed GOM_NL__2P products.

Nr	Filename	UTC Start time	Limb	Duration	Star Id	Star Name	Star Mag	Star Temp	Nb Meas	Orbit	Prod. error
1	GOM_NL__2PRFIN20081124_000138_00000562074_00088_35212_4628.N1	24-NOV-2008 00:01:38	Dark	56.000	70	Zet Pup	2.2460	39000.	112	35212	No
2	GOM_NL__2PRFIN20081124_000523_00000752074_00088_35212_4629.N1	24-NOV-2008 00:05:23	Dark	74.500	117	Pi Pup	2.7060	3800.0	149	35212	No
3	GOM_NL__2PRFIN20081124_000923_00000762074_00088_35212_4630.N1	24-NOV-2008 00:09:23	Dark	76.000	23	21Eps CMa	1.5020	26000.	152	35212	No
4	GOM_NL__2PRFIN20081124_001140_00000822074_00088_35212_4631.N1	24-NOV-2008 00:11:40	Straylight	81.500	179	24Omi2CMa	3.0320	24000.	163	35212	No
5	GOM_NL__2PRFIN20081124_001651_00000762074_00088_35212_4632.N1	24-NOV-2008 00:16:51	Straylight	76.000	1	9Alp CMa	-1.4400	11000.	152	35212	No
6	GOM_NL__2PRFIN20081124_002057_00000652074_00088_35212_4633.N1	24-NOV-2008 00:20:57	Straylight	65.000	7	19Bet Ori	0.10000	14000.	130	35212	No
7	GOM_NL__2PRFIN20081124_002437_00000782074_00088_35212_4634.N1	24-NOV-2008 00:24:37	Twilight_stray	77.500	30	46Eps Ori	1.6940	30000.	155	35212	No
8	GOM_NL__2PRFIN20081124_002928_00000572074_00088_35212_4635.N1	24-NOV-2008 00:29:28	Bright	57.000	13	87Alp Tau	0.86700	3800.0	114	35212	No
9	GOM_NL__2PRFIN20081124_003547_00000502074_00088_35212_4636.N1	24-NOV-2008 00:35:47	Bright	49.500	114	31ot Aur	2.6930	4600.0	99	35212	No
10	GOM_NL__2PRFIN20081124_004013_00000632074_00088_35212_4637.N1	24-NOV-2008 00:40:13	Bright	62.500	6	13Alp Aur	0.080000	3400.0	125	35212	No
11	GOM_NL__2PRFIN20081124_004233_00000572074_00088_35212_4638.N1	24-NOV-2008 00:42:33	Bright	57.000	42	34Bet Aur	1.9000	10200.	114	35212	No
12	GOM_NL__2PRFIN20081124_010141_00000502074_00088_35212_4639.N1	24-NOV-2008 01:01:41	Bright	50.000	174	52Psi UMa	3.0040	4400.0	100	35212	No
13	GOM_NL__2PRFIN20081124_011130_00000582074_00088_35212_4640.N1	24-NOV-2008 01:11:30	Bright	57.500	96	68Del Leo	2.5600	9300.0	115	35212	No
14	GOM_NL__2PRFIN20081124_011448_000001182074_00088_35212_4641.N1	24-NOV-2008 01:14:48	Twilight_stray	118.00	51	41Gam1Leo	2.0100	4500.0	236	35212	No
15	GOM_NL__2PRFIN20081124_014215_00000542074_00089_35213_4684.N1	24-NOV-2008 01:42:15	Dark	54.000	70	Zet Pup	2.2460	39000.	108	35213	No
16	GOM_NL__2PRFIN20081124_014600_00000622074_00089_35213_4685.N1	24-NOV-2008 01:46:00	Dark	61.500	117	Pi Pup	2.7060	3800.0	123	35213	No
17	GOM_NL__2PRFIN20081124_015000_00000742074_00089_35213_4686.N1	24-NOV-2008 01:50:00	Dark	73.500	23	21Eps CMa	1.5020	26000.	147	35213	No
18	GOM_NL__2PRFIN20081124_015217_00000822074_00089_35213_4687.N1	24-NOV-2008 01:52:17	Straylight	81.500	179	24Omi2CMa	3.0320	24000.	163	35213	No
19	GOM_NL__2PRFIN20081124_015727_00000762074_00089_35213_4688.N1	24-NOV-2008 01:57:27	Straylight	76.000	1	9Alp CMa	-1.4400	11000.	152	35213	No
20	GOM_NL__2PRFIN20081124_020133_00000682074_00089_35213_4689.N1	24-NOV-2008 02:01:33	Straylight	68.000	7	19Bet Ori	0.10000	14000.	136	35213	No
21	GOM_NL__2PRFIN20081124_020512_00000772074_00089_35213_4690.N1	24-NOV-2008 02:05:12	Twilight_stray	77.000	30	46Eps Ori	1.6940	30000.	154	35213	No
22	GOM_NL__2PRFIN20081124_021003_00000542074_00089_35213_4691.N1	24-NOV-2008 02:10:03	Bright	54.000	13	87Alp Tau	0.86700	3800.0	108	35213	No
23	GOM_NL__2PRFIN20081124_021622_00000532074_00089_35213_4692.N1	24-NOV-2008 02:16:22	Bright	52.500	114	31ot Aur	2.6930	4600.0	105	35213	No
24	GOM_NL__2PRFIN20081124_022048_00000512074_00089_35213_4693.N1	24-NOV-2008 02:20:48	Bright	50.500	6	13Alp Aur	0.080000	3400.0	101	35213	No
25	GOM_NL__2PRFIN20081124_022308_00000572074_00089_35213_4694.N1	24-NOV-2008 02:23:08	Bright	57.000	42	34Bet Aur	1.9000	10200.	114	35213	No
26	GOM_NL__2PRFIN20081124_024217_00000472074_00089_35213_4695.N1	24-NOV-2008 02:42:17	Bright	47.000	174	52Psi UMa	3.0040	4400.0	94	35213	No
27	GOM_NL__2PRFIN20081124_025207_00000592074_00089_35213_4696.N1	24-NOV-2008 02:52:07	Bright	59.000	96	68Del Leo	2.5600	9300.0	118	35213	No
28	GOM_NL__2PRFIN20081124_025526_000001242074_00089_35213_4697.N1	24-NOV-2008 02:55:26	Twilight_stray	123.50	51	41Gam1Leo	2.0100	4500.0	247	35213	No
29	GOM_NL__2PRFIN20081124_032252_00000562074_00090_35214_4651.N1	24-NOV-2008 03:22:52	Dark	56.000	70	Zet Pup	2.2460	39000.	112	35214	No
30	GOM_NL__2PRFIN20081124_032637_00000632074_00090_35214_4652.N1	24-NOV-2008 03:26:37	Dark	62.500	117	Pi Pup	2.7060	3800.0	125	35214	No
31	GOM_NL__2PRFIN20081124_033037_00000742074_00090_35214_4653.N1	24-NOV-2008 03:30:37	Dark	73.500	23	21Eps CMa	1.5020	26000.	147	35214	No
32	GOM_NL__2PRFIN20081124_033254_00000812074_00090_35214_4654.N1	24-NOV-2008 03:32:54	Straylight	80.500	179	24Omi2CMa	3.0320	24000.	161	35214	No
33	GOM_NL__2PRFIN20081124_033803_00000802074_00090_35214_4655.N1	24-NOV-2008 03:38:03	Straylight	80.000	1	9Alp CMa	-1.4400	11000.	160	35214	No
34	GOM_NL__2PRFIN20081124_034209_00000652074_00090_35214_4656.N1	24-NOV-2008 03:42:09	Straylight	65.000	7	19Bet Ori	0.10000	14000.	130	35214	No
35	GOM_NL__2PRFIN20081124_034547_00000752074_00090_35214_4657.N1	24-NOV-2008 03:45:47	Twilight_stray	75.000	30	46Eps Ori	1.6940	30000.	150	35214	No
36	GOM_NL__2PRFIN20081124_034846_00000672074_00090_35214_4658.N1	24-NOV-2008 03:48:46	Bright	67.000	27	24Gam Ori	1.6360	26000.	134	35214	No
37	GOM_NL__2PRFIN20081124_035128_00000372074_00090_35214_4659.N1	24-NOV-2008 03:51:28	Twilight_stray	37.000	14	58Alp Ori	0.87000	3000.0	74	35214	No
38	GOM_NL__2PRFIN20081124_035657_00000502074_00090_35214_4660.N1	24-NOV-2008 03:56:57	Bright	50.000	114	31ot Aur	2.6930	4600.0	100	35214	No
39	GOM_NL__2PRFIN20081124_040123_00000552074_00090_35214_4661.N1	24-NOV-2008 04:01:23	Bright	55.000	6	13Alp Aur	0.080000	3400.0	110	35214	No
40	GOM_NL__2PRFIN20081124_040343_00000532074_00090_35214_4662.N1	24-NOV-2008 04:03:43	Bright	53.000	42	34Bet Aur	1.9000	10200.	106	35214	No
41	GOM_NL__2PRFIN20081124_042252_00000492074_00090_35214_4663.N1	24-NOV-2008 04:22:52	Bright	49.000	174	52Psi UMa	3.0040	4400.0	98	35214	No
42	GOM_NL__2PRFIN20081124_043244_00000562074_00090_35214_4664.N1	24-NOV-2008 04:32:44	Bright	56.000	96	68Del Leo	2.5600	9300.0	112	35214	No

43	GOM_NL__2PRFIN20081124_043603_000001192074_00090_35214_4665.N1	24-NOV-2008 04:36:03	Twilight	119.00	51	41Gam1Leo	2.0100	4500.0	238	35214	No
44	GOM_NL__2PRFIN20081124_050329_000000532074_00091_35215_4665.N1	24-NOV-2008 05:03:29	Dark	53.000	70	Zet Pup	2.2460	39000.	106	35215	No
45	GOM_NL__2PRFIN20081124_050714_000000632074_00091_35215_4666.N1	24-NOV-2008 05:07:14	Dark	63.000	117	Pi Pup	2.7060	3800.0	126	35215	No
46	GOM_NL__2PRFIN20081124_051114_000000732074_00091_35215_4667.N1	24-NOV-2008 05:11:14	Dark	72.500	23	21Eps CMa	1.5020	26000.	145	35215	No
47	GOM_NL__2PRFIN20081124_051330_000000812074_00091_35215_4668.N1	24-NOV-2008 05:13:30	Straylight	80.500	179	24Omi2CMa	3.0320	24000.	161	35215	No
48	GOM_NL__2PRFIN20081124_051839_000000802074_00091_35215_4669.N1	24-NOV-2008 05:18:39	Straylight	80.000	1	9Alp CMa	-1.4400	11000.	160	35215	No
49	GOM_NL__2PRFIN20081124_052244_000000692074_00091_35215_4670.N1	24-NOV-2008 05:22:44	Straylight	69.000	7	19Bet Ori	0.10000	14000.	138	35215	No
50	GOM_NL__2PRFIN20081124_052623_000000762074_00091_35215_4671.N1	24-NOV-2008 05:26:23	Twilight	75.500	30	46Eps Ori	1.6940	30000.	151	35215	No
51	GOM_NL__2PRFIN20081124_052921_000000772074_00091_35215_4672.N1	24-NOV-2008 05:29:21	Bright	76.500	27	24Gam Ori	1.6360	26000.	153	35215	No
52	GOM_NL__2PRFIN20081124_053202_000000372074_00091_35215_4673.N1	24-NOV-2008 05:32:02	Twilight	37.000	14	58Alp Ori	0.87000	3000.0	74	35215	No
53	GOM_NL__2PRFIN20081124_053732_000000512074_00091_35215_4674.N1	24-NOV-2008 05:37:32	Bright	51.000	114	3lot Aur	2.6930	4600.0	102	35215	No
54	GOM_NL__2PRFIN20081124_054158_000000502074_00091_35215_4675.N1	24-NOV-2008 05:41:58	Bright	50.000	6	13Alp Aur	0.080000	3400.0	100	35215	No
55	GOM_NL__2PRFIN20081124_054418_000000562074_00091_35215_4676.N1	24-NOV-2008 05:44:18	Bright	55.500	42	34Bet Aur	1.9000	10200.	111	35215	No
56	GOM_NL__2PRFIN20081124_060328_000000462074_00091_35215_4677.N1	24-NOV-2008 06:03:28	Bright	46.000	174	52Psi UMa	3.0040	4400.0	92	35215	No
57	GOM_NL__2PRFIN20081124_061320_000000572074_00091_35215_4678.N1	24-NOV-2008 06:13:20	Bright	56.500	96	68Del Leo	2.5600	9300.0	113	35215	No
58	GOM_NL__2PRFIN20081124_061641_000001192074_00091_35215_4679.N1	24-NOV-2008 06:16:41	Twilight	119.00	51	41Gam1Leo	2.0100	4500.0	238	35215	No
59	GOM_NL__2PRFIN20081124_064406_000000572074_00092_35216_4708.N1	24-NOV-2008 06:44:06	Dark	56.500	70	Zet Pup	2.2460	39000.	113	35216	No
60	GOM_NL__2PRFIN20081124_064751_000000612074_00092_35216_4709.N1	24-NOV-2008 06:47:51	Dark	60.500	117	Pi Pup	2.7060	3800.0	121	35216	No
61	GOM_NL__2PRFIN20081124_065150_000000702074_00092_35216_4710.N1	24-NOV-2008 06:51:50	Dark	69.500	23	21Eps CMa	1.5020	26000.	139	35216	No
62	GOM_NL__2PRFIN20081124_065407_000000832074_00092_35216_4711.N1	24-NOV-2008 06:54:07	Straylight	82.500	179	24Omi2CMa	3.0320	24000.	165	35216	No
63	GOM_NL__2PRFIN20081124_065915_000000852074_00092_35216_4712.N1	24-NOV-2008 06:59:15	Straylight	85.000	1	9Alp CMa	-1.4400	11000.	170	35216	No
64	GOM_NL__2PRFIN20081124_070320_000000672074_00092_35216_4713.N1	24-NOV-2008 07:03:20	Straylight	67.000	7	19Bet Ori	0.10000	14000.	134	35216	No
65	GOM_NL__2PRFIN20081124_070658_000000692074_00092_35216_4714.N1	24-NOV-2008 07:06:58	Twilight	69.000	30	46Eps Ori	1.6940	30000.	138	35216	No
66	GOM_NL__2PRFIN20081124_070957_000000752074_00092_35216_4715.N1	24-NOV-2008 07:09:57	Bright	75.000	27	24Gam Ori	1.6360	26000.	150	35216	No
67	GOM_NL__2PRFIN20081124_071237_000000442074_00092_35216_4716.N1	24-NOV-2008 07:12:37	Twilight	44.000	14	58Alp Ori	0.87000	3000.0	88	35216	No
68	GOM_NL__2PRFIN20081124_071807_000000502074_00092_35216_4717.N1	24-NOV-2008 07:18:07	Bright	49.500	114	3lot Aur	2.6930	4600.0	99	35216	No
69	GOM_NL__2PRFIN20081124_072234_000000512074_00092_35216_4718.N1	24-NOV-2008 07:22:34	Bright	50.500	6	13Alp Aur	0.080000	3400.0	101	35216	No
70	GOM_NL__2PRFIN20081124_072452_000000532074_00092_35216_4719.N1	24-NOV-2008 07:24:52	Bright	53.000	42	34Bet Aur	1.9000	10200.	106	35216	No
71	GOM_NL__2PRFIN20081124_074404_000000482074_00092_35216_4720.N1	24-NOV-2008 07:44:04	Bright	47.500	174	52Psi UMa	3.0040	4400.0	95	35216	No
72	GOM_NL__2PRFIN20081124_075357_000000602074_00092_35216_4721.N1	24-NOV-2008 07:53:57	Bright	59.500	96	68Del Leo	2.5600	9300.0	119	35216	No
73	GOM_NL__2PRFIN20081124_075718_000001112074_00092_35216_4722.N1	24-NOV-2008 07:57:18	Twilight	111.00	51	41Gam1Leo	2.0100	4500.0	222	35216	No
74	GOM_NL__2PRFIN20081124_082443_000000562074_00093_35217_4724.N1	24-NOV-2008 08:24:43	Dark	55.500	70	Zet Pup	2.2460	39000.	111	35217	No
75	GOM_NL__2PRFIN20081124_082828_000000612074_00093_35217_4725.N1	24-NOV-2008 08:28:28	Dark	60.500	117	Pi Pup	2.7060	3800.0	121	35217	No
76	GOM_NL__2PRFIN20081124_083227_000000722074_00093_35217_4726.N1	24-NOV-2008 08:32:27	Dark	71.500	23	21Eps CMa	1.5020	26000.	143	35217	No
77	GOM_NL__2PRFIN20081124_083444_000000842074_00093_35217_4727.N1	24-NOV-2008 08:34:44	Straylight	84.000	179	24Omi2CMa	3.0320	24000.	168	35217	No
78	GOM_NL__2PRFIN20081124_083951_000000852074_00093_35217_4728.N1	24-NOV-2008 08:39:51	Straylight	85.000	1	9Alp CMa	-1.4400	11000.	170	35217	No
79	GOM_NL__2PRFIN20081124_084356_000000682074_00093_35217_4729.N1	24-NOV-2008 08:43:56	Straylight	67.500	7	19Bet Ori	0.10000	14000.	135	35217	No
80	GOM_NL__2PRFIN20081124_084733_000000762074_00093_35217_4730.N1	24-NOV-2008 08:47:33	Twilight	75.500	30	46Eps Ori	1.6940	30000.	151	35217	No
81	GOM_NL__2PRFIN20081124_085032_000000732074_00093_35217_4731.N1	24-NOV-2008 08:50:32	Bright	72.500	27	24Gam Ori	1.6360	26000.	145	35217	No
82	GOM_NL__2PRFIN20081124_085311_000000442074_00093_35217_4732.N1	24-NOV-2008 08:53:11	Twilight	44.000	14	58Alp Ori	0.87000	3000.0	88	35217	No
83	GOM_NL__2PRFIN20081124_085842_000000492074_00093_35217_4733.N1	24-NOV-2008 08:58:42	Bright	49.000	114	3lot Aur	2.6930	4600.0	98	35217	No
84	GOM_NL__2PRFIN20081124_090309_000000502074_00093_35217_4734.N1	24-NOV-2008 09:03:09	Bright	50.000	6	13Alp Aur	0.080000	3400.0	100	35217	No
85	GOM_NL__2PRFIN20081124_090527_000000562074_00093_35217_4735.N1	24-NOV-2008 09:05:27	Bright	55.500	42	34Bet Aur	1.9000	10200.	111	35217	No
86	GOM_NL__2PRFIN20081124_092440_000000502074_00093_35217_4736.N1	24-NOV-2008 09:24:40	Bright	49.500	174	52Psi UMa	3.0040	4400.0	99	35217	No
87	GOM_NL__2PRFIN20081124_093433_000000582074_00093_35217_4737.N1	24-NOV-2008 09:34:33	Bright	58.000	96	68Del Leo	2.5600	9300.0	116	35217	No
88	GOM_NL__2PRFIN20081124_093756_000001112074_00093_35217_4738.N1	24-NOV-2008 09:37:56	Twilight	111.00	51	41Gam1Leo	2.0100	4500.0	222	35217	No
89	GOM_NL__2PRFIN20081124_100520_000000582074_00094_35218_5102.N1	24-NOV-2008 10:05:20	Dark	57.500	70	Zet Pup	2.2460	39000.	115	35218	No
90	GOM_NL__2PRFIN20081124_100905_000000662074_00094_35218_5103.N1	24-NOV-2008 10:09:05	Dark	65.500	117	Pi Pup	2.7060	3800.0	131	35218	No
91	GOM_NL__2PRFIN20081124_101304_000000712074_00094_35218_5104.N1	24-NOV-2008 10:13:04	Dark	71.000	23	21Eps CMa	1.5020	26000.	142	35218	No
92	GOM_NL__2PRFIN20081124_101521_000000822074_00094_35218_5105.N1	24-NOV-2008 10:15:21	Straylight	81.500	179	24Omi2CMa	3.0320	24000.	163	35218	No
93	GOM_NL__2PRFIN20081124_102027_000000892074_00094_35218_5106.N1	24-NOV-2008 10:20:27	Straylight	88.500	1	9Alp CMa	-1.4400	11000.	177	35218	No
94	GOM_NL__2PRFIN20081124_102432_000000702074_00094_35218_5107.N1	24-NOV-2008 10:24:32	Straylight	70.000	7	19Bet Ori	0.10000	14000.	140	35218	No
95	GOM_NL__2PRFIN20081124_102808_000000732074_00094_35218_5108.N1	24-NOV-2008 10:28:08	Twilight	73.000	30	46Eps Ori	1.6940	30000.	146	35218	No
96	GOM_NL__2PRFIN20081124_103300_000000492074_00094_35218_5109.N1	24-NOV-2008 10:33:00	Bright	49.000	13	87Alp Tau	0.86700	3800.0	98	35218	No
97	GOM_NL__2PRFIN20081124_103918_000000512074_00094_35218_5110.N1	24-NOV-2008 10:39:18	Bright	50.500	114	3lot Aur	2.6930	4600.0	101	35218	No
98	GOM_NL__2PRFIN20081124_104344_000000592074_00094_35218_5111.N1	24-NOV-2008 10:43:44	Bright	58.500	6	13Alp Aur	0.080000	3400.0	117	35218	No
99	GOM_NL__2PRFIN20081124_104602_000000552074_00094_35218_5112.N1	24-NOV-2008 10:46:02	Bright	55.000	42	34Bet Aur	1.9000	10200.	110	35218	No
100	GOM_NL__2PRFIN20081124_110516_000000472074_00094_35218_5113.N1	24-NOV-2008 11:05:16	Bright	47.000	174	52Psi UMa	3.0040	4400.0	94	35218	No
101	GOM_NL__2PRFIN20081124_111510_000000562074_00094_35218_5114.N1	24-NOV-2008 11:15:10	Bright	56.000	96	68Del Leo	2.5600	9300.0	112	35218	No

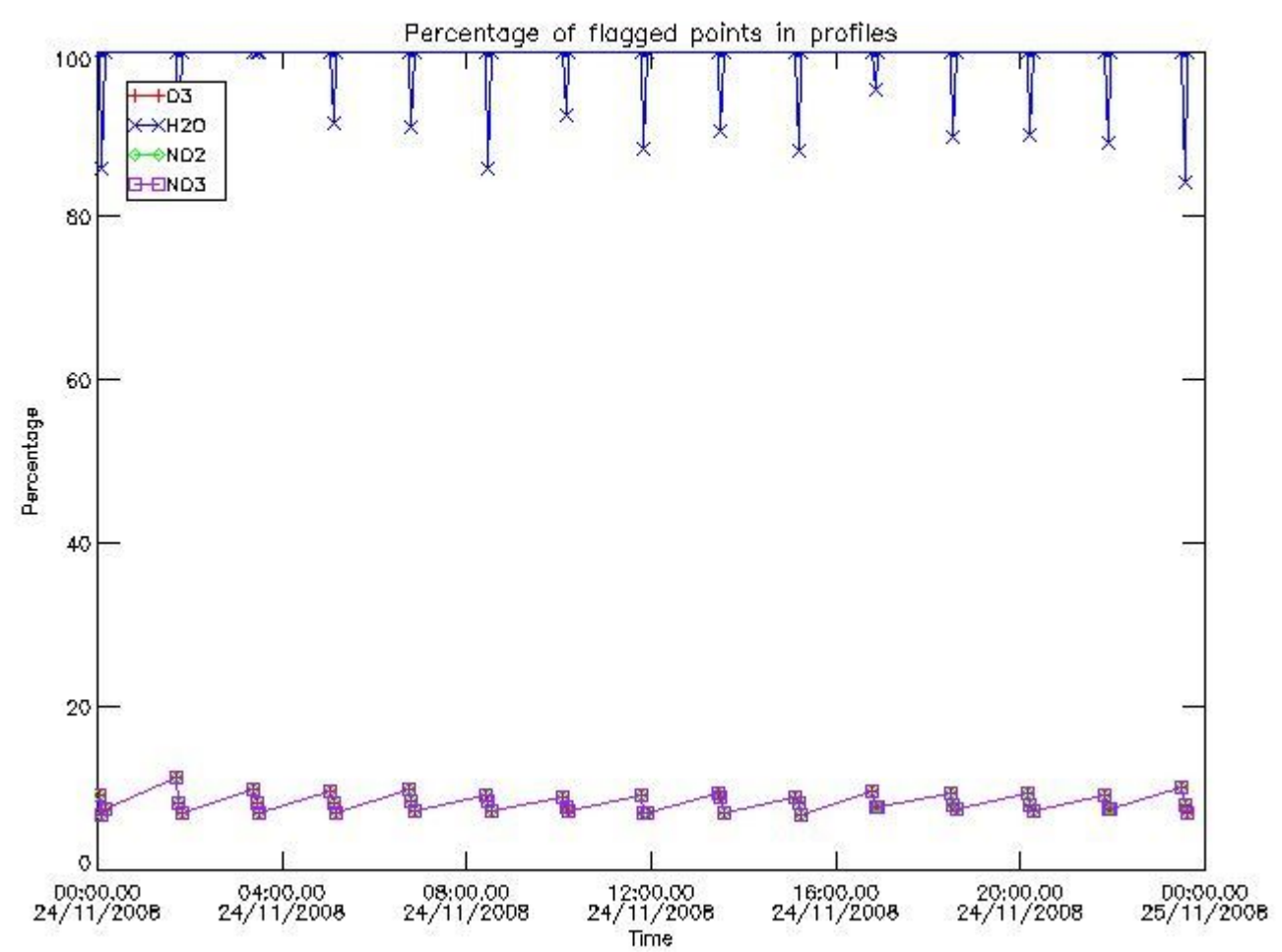
102	GOM_NL__2PRFIN20081124_111833_000001032074_00094_35218_5115.N1	24-NOV-2008 11:18:33	Twilight	103.00	51	41Gam1Leo	2.0100	4500.0	206	35218	No
103	GOM_NL__2PRFIN20081124_114557_000000562074_00095_35219_5107.N1	24-NOV-2008 11:45:57	Dark	56.000	70	Zet Pup	2.2460	39000.	112	35219	No
104	GOM_NL__2PRFIN20081124_114942_000000732074_00095_35219_5108.N1	24-NOV-2008 11:49:42	Dark	72.500	117	Pi Pup	2.7060	3800.0	145	35219	No
105	GOM_NL__2PRFIN20081124_115341_000000742074_00095_35219_5109.N1	24-NOV-2008 11:53:41	Dark	74.000	23	21Eps CMa	1.5020	26000.	148	35219	No
106	GOM_NL__2PRFIN20081124_115558_000000792074_00095_35219_5110.N1	24-NOV-2008 11:55:58	Straylight	79.000	179	24Omi2CMa	3.0320	24000.	158	35219	No
107	GOM_NL__2PRFIN20081124_120103_000000892074_00095_35219_5111.N1	24-NOV-2008 12:01:03	Straylight	89.000	1	9Alp CMa	-1.4400	11000.	178	35219	No
108	GOM_NL__2PRFIN20081124_120507_000000692074_00095_35219_5112.N1	24-NOV-2008 12:05:07	Straylight	68.500	7	19Bet Ori	0.10000	14000.	137	35219	No
109	GOM_NL__2PRFIN20081124_120844_000000762074_00095_35219_5113.N1	24-NOV-2008 12:08:44	Twilight	76.000	30	46Eps Ori	1.6940	30000.	152	35219	No
110	GOM_NL__2PRFIN20081124_121336_000000552074_00095_35219_5114.N1	24-NOV-2008 12:13:36	Bright	55.000	13	87Alp Tau	0.86700	3800.0	110	35219	No
111	GOM_NL__2PRFIN20081124_121953_000000472074_00095_35219_5115.N1	24-NOV-2008 12:19:53	Bright	47.000	114	3lot Aur	2.6930	4600.0	94	35219	No
112	GOM_NL__2PRFIN20081124_122419_000000522074_00095_35219_5116.N1	24-NOV-2008 12:24:19	Bright	52.000	6	13Alp Aur	0.080000	3400.0	104	35219	No
113	GOM_NL__2PRFIN20081124_122637_000000572074_00095_35219_5117.N1	24-NOV-2008 12:26:37	Bright	56.500	42	34Bet Aur	1.9000	10200.	113	35219	No
114	GOM_NL__2PRFIN20081124_124551_000000472074_00095_35219_5118.N1	24-NOV-2008 12:45:51	Bright	47.000	174	52Psi UMa	3.0040	4400.0	94	35219	No
115	GOM_NL__2PRFIN20081124_125546_000000582074_00095_35219_5119.N1	24-NOV-2008 12:55:46	Bright	58.000	96	68Del Leo	2.5600	9300.0	116	35219	No
116	GOM_NL__2PRFIN20081124_125910_000001032074_00095_35219_5120.N1	24-NOV-2008 12:59:10	Twilight	103.00	51	41Gam1Leo	2.0100	4500.0	206	35219	No
117	GOM_NL__2PRFIN20081124_132634_000000552074_00096_35220_5113.N1	24-NOV-2008 13:26:34	Dark	54.500	70	Zet Pup	2.2460	39000.	109	35220	No
118	GOM_NL__2PRFIN20081124_133019_000000582074_00096_35220_5114.N1	24-NOV-2008 13:30:19	Dark	57.500	117	Pi Pup	2.7060	3800.0	115	35220	No
119	GOM_NL__2PRFIN20081124_133418_000000742074_00096_35220_5115.N1	24-NOV-2008 13:34:18	Dark	74.000	23	21Eps CMa	1.5020	26000.	148	35220	No
120	GOM_NL__2PRFIN20081124_133634_000000862074_00096_35220_5116.N1	24-NOV-2008 13:36:34	Straylight	85.500	179	24Omi2CMa	3.0320	24000.	171	35220	No
121	GOM_NL__2PRFIN20081124_134139_000000932074_00096_35220_5117.N1	24-NOV-2008 13:41:39	Straylight	93.000	1	9Alp CMa	-1.4400	11000.	186	35220	No
122	GOM_NL__2PRFIN20081124_134543_000000692074_00096_35220_5118.N1	24-NOV-2008 13:45:43	Straylight	68.500	7	19Bet Ori	0.10000	14000.	137	35220	No
123	GOM_NL__2PRFIN20081124_134919_000000752074_00096_35220_5119.N1	24-NOV-2008 13:49:19	Twilight	75.000	30	46Eps Ori	1.6940	30000.	150	35220	No
124	GOM_NL__2PRFIN20081124_135411_000000562074_00096_35220_5120.N1	24-NOV-2008 13:54:11	Bright	56.000	13	87Alp Tau	0.86700	3800.0	112	35220	No
125	GOM_NL__2PRFIN20081124_140028_000000502074_00096_35220_5121.N1	24-NOV-2008 14:00:28	Bright	49.500	114	3lot Aur	2.6930	4600.0	99	35220	No
126	GOM_NL__2PRFIN20081124_140454_000000502074_00096_35220_5122.N1	24-NOV-2008 14:04:54	Bright	49.500	6	13Alp Aur	0.080000	3400.0	99	35220	No
127	GOM_NL__2PRFIN20081124_140712_000000512074_00096_35220_5123.N1	24-NOV-2008 14:07:12	Bright	50.500	42	34Bet Aur	1.9000	10200.	101	35220	No
128	GOM_NL__2PRFIN20081124_142627_000000492074_00096_35220_5124.N1	24-NOV-2008 14:26:27	Bright	48.500	174	52Psi UMa	3.0040	4400.0	97	35220	No
129	GOM_NL__2PRFIN20081124_143623_000000572074_00096_35220_5125.N1	24-NOV-2008 14:36:23	Bright	57.000	96	68Del Leo	2.5600	9300.0	114	35220	No
130	GOM_NL__2PRFIN20081124_143948_000000962074_00096_35220_5126.N1	24-NOV-2008 14:39:48	Twilight	96.000	51	41Gam1Leo	2.0100	4500.0	192	35220	No
131	GOM_NL__2PRFIN20081124_150711_000000572074_00097_35221_5124.N1	24-NOV-2008 15:07:11	Dark	56.500	70	Zet Pup	2.2460	39000.	113	35221	No
132	GOM_NL__2PRFIN20081124_151056_000000632074_00097_35221_5125.N1	24-NOV-2008 15:10:56	Dark	63.000	117	Pi Pup	2.7060	3800.0	126	35221	No
133	GOM_NL__2PRFIN20081124_151455_000000762074_00097_35221_5126.N1	24-NOV-2008 15:14:55	Dark	76.000	23	21Eps CMa	1.5020	26000.	152	35221	No
134	GOM_NL__2PRFIN20081124_151711_000000822074_00097_35221_5127.N1	24-NOV-2008 15:17:11	Straylight	81.500	179	24Omi2CMa	3.0320	24000.	163	35221	No
135	GOM_NL__2PRFIN20081124_152215_000000932074_00097_35221_5128.N1	24-NOV-2008 15:22:15	Straylight	93.000	1	9Alp CMa	-1.4400	11000.	186	35221	No
136	GOM_NL__2PRFIN20081124_152619_000000672074_00097_35221_5129.N1	24-NOV-2008 15:26:19	Straylight	67.000	7	19Bet Ori	0.10000	14000.	134	35221	No
137	GOM_NL__2PRFIN20081124_152954_000000752074_00097_35221_5130.N1	24-NOV-2008 15:29:54	Twilight	74.500	30	46Eps Ori	1.6940	30000.	149	35221	No
138	GOM_NL__2PRFIN20081124_153446_000000562074_00097_35221_5131.N1	24-NOV-2008 15:34:46	Bright	55.500	13	87Alp Tau	0.86700	3800.0	111	35221	No
139	GOM_NL__2PRFIN20081124_154103_000000512074_00097_35221_5132.N1	24-NOV-2008 15:41:03	Bright	50.500	114	3lot Aur	2.6930	4600.0	101	35221	No
140	GOM_NL__2PRFIN20081124_154529_000000502074_00097_35221_5133.N1	24-NOV-2008 15:45:29	Bright	49.500	6	13Alp Aur	0.080000	3400.0	99	35221	No
141	GOM_NL__2PRFIN20081124_154746_000000562074_00097_35221_5134.N1	24-NOV-2008 15:47:46	Bright	56.000	42	34Bet Aur	1.9000	10200.	112	35221	No
142	GOM_NL__2PRFIN20081124_160703_000000472074_00097_35221_5135.N1	24-NOV-2008 16:07:03	Bright	47.000	174	52Psi UMa	3.0040	4400.0	94	35221	No
143	GOM_NL__2PRFIN20081124_161659_000000612074_00097_35221_5136.N1	24-NOV-2008 16:16:59	Bright	61.000	96	68Del Leo	2.5600	9300.0	122	35221	No
144	GOM_NL__2PRFIN20081124_162026_000000962074_00097_35221_5137.N1	24-NOV-2008 16:20:26	Twilight	96.000	51	41Gam1Leo	2.0100	4500.0	192	35221	No
145	GOM_NL__2PRFIN20081124_164748_000000542074_00098_35222_5127.N1	24-NOV-2008 16:47:48	Dark	53.500	70	Zet Pup	2.2460	39000.	107	35222	No
146	GOM_NL__2PRFIN20081124_165133_000000662074_00098_35222_5128.N1	24-NOV-2008 16:51:33	Dark	65.500	117	Pi Pup	2.7060	3800.0	131	35222	No
147	GOM_NL__2PRFIN20081124_165531_000000732074_00098_35222_5129.N1	24-NOV-2008 16:55:31	Dark	73.000	23	21Eps CMa	1.5020	26000.	146	35222	No
148	GOM_NL__2PRFIN20081124_165748_000000812074_00098_35222_5130.N1	24-NOV-2008 16:57:48	Straylight	81.000	179	24Omi2CMa	3.0320	24000.	162	35222	No
149	GOM_NL__2PRFIN20081124_170251_000000982074_00098_35222_5131.N1	24-NOV-2008 17:02:51	Straylight	98.000	1	9Alp CMa	-1.4400	11000.	196	35222	No
150	GOM_NL__2PRFIN20081124_170655_000000662074_00098_35222_5132.N1	24-NOV-2008 17:06:55	Straylight	66.000	7	19Bet Ori	0.10000	14000.	132	35222	No
151	GOM_NL__2PRFIN20081124_171030_000000752074_00098_35222_5133.N1	24-NOV-2008 17:10:30	Twilight	74.500	30	46Eps Ori	1.6940	30000.	149	35222	No
152	GOM_NL__2PRFIN20081124_171522_000000552074_00098_35222_5134.N1	24-NOV-2008 17:15:22	Bright	54.500	13	87Alp Tau	0.86700	3800.0	109	35222	No
153	GOM_NL__2PRFIN20081124_172138_000000522074_00098_35222_5135.N1	24-NOV-2008 17:21:38	Bright	51.500	114	3lot Aur	2.6930	4600.0	103	35222	No
154	GOM_NL__2PRFIN20081124_172604_000000602074_00098_35222_5136.N1	24-NOV-2008 17:26:04	Bright	60.000	6	13Alp Aur	0.080000	3400.0	120	35222	No
155	GOM_NL__2PRFIN20081124_172821_000000562074_00098_35222_5137.N1	24-NOV-2008 17:28:21	Bright	55.500	42	34Bet Aur	1.9000	10200.	111	35222	No
156	GOM_NL__2PRFIN20081124_174739_000000492074_00098_35222_5138.N1	24-NOV-2008 17:47:39	Bright	48.500	174	52Psi UMa	3.0040	4400.0	97	35222	No
157	GOM_NL__2PRFIN20081124_175736_000000602074_00098_35222_5139.N1	24-NOV-2008 17:57:36	Bright	59.500	96	68Del Leo	2.5600	9300.0	119	35222	No
158	GOM_NL__2PRFIN20081124_180103_000000882074_00098_35222_5140.N1	24-NOV-2008 18:01:03	Twilight	88.000	51	41Gam1Leo	2.0100	4500.0	176	35222	No
159	GOM_NL__2PRFIN20081124_182826_000000542074_00099_35223_6068.N1	24-NOV-2008 18:28:26	Dark	54.000	70	Zet Pup	2.2460	39000.	108	35223	No
160	GOM_NL__2PRFIN20081124_183210_000000632074_00099_35223_6069.N1	24-NOV-2008 18:32:10	Dark	63.000	117	Pi Pup	2.7060	3800.0	126	35223	No

161	GOM_NL__2PRFIN20081124_183608_000000692074_00099_35223_6070.N1	24-NOV-2008 18:36:08	Dark	68.500	23	21Eps CMa	1.5020	26000.	137	35223	No
162	GOM_NL__2PRFIN20081124_183825_000000792074_00099_35223_6071.N1	24-NOV-2008 18:38:25	Straylight	79.000	179	24Omi2CMa	3.0320	24000.	158	35223	No
163	GOM_NL__2PRFIN20081124_184328_000000982074_00099_35223_6072.N1	24-NOV-2008 18:43:28	Straylight	98.000	1	9Alp CMa	-1.4400	11000.	196	35223	No
164	GOM_NL__2PRFIN20081124_184731_000000642074_00099_35223_6073.N1	24-NOV-2008 18:47:31	Straylight	64.000	7	19Bet Ori	0.10000	14000.	128	35223	No
165	GOM_NL__2PRFIN20081124_185105_000000762074_00099_35223_6074.N1	24-NOV-2008 18:51:05	Twilight_stray	76.000	30	46Eps Ori	1.6940	30000.	152	35223	No
166	GOM_NL__2PRFIN20081124_185557_000000542074_00099_35223_6075.N1	24-NOV-2008 18:55:57	Bright	54.000	13	87Alp Tau	0.86700	3800.0	108	35223	No
167	GOM_NL__2PRFIN20081124_190213_000000502074_00099_35223_6076.N1	24-NOV-2008 19:02:13	Bright	49.500	114	3lot Aur	2.6930	4600.0	99	35223	No
168	GOM_NL__2PRFIN20081124_190639_000000492074_00099_35223_6077.N1	24-NOV-2008 19:06:39	Bright	48.500	6	13Alp Aur	0.080000	3400.0	97	35223	No
169	GOM_NL__2PRFIN20081124_190856_000000562074_00099_35223_6078.N1	24-NOV-2008 19:08:56	Bright	55.500	42	34Bet Aur	1.9000	10200.	111	35223	No
170	GOM_NL__2PRFIN20081124_192814_000000492074_00099_35223_6079.N1	24-NOV-2008 19:28:14	Bright	48.500	174	52Psi UMa	3.0040	4400.0	97	35223	No
171	GOM_NL__2PRFIN20081124_193812_000000852074_00099_35223_6080.N1	24-NOV-2008 19:38:12	Bright	85.000	96	68Del Leo	2.5600	9300.0	170	35223	No
172	GOM_NL__2PRFIN20081124_194141_000000882074_00099_35223_6081.N1	24-NOV-2008 19:41:41	Twilight_stray	88.000	51	41Gam1Leo	2.0100	4500.0	176	35223	No
173	GOM_NL__2PRFIN20081124_200903_000000542074_00100_35224_5137.N1	24-NOV-2008 20:09:03	Dark	54.000	70	Zet Pup	2.2460	39000.	108	35224	No
174	GOM_NL__2PRFIN20081124_201247_000000642074_00100_35224_5138.N1	24-NOV-2008 20:12:47	Dark	64.000	117	Pi Pup	2.7060	3800.0	128	35224	No
175	GOM_NL__2PRFIN20081124_201645_000000712074_00100_35224_5139.N1	24-NOV-2008 20:16:45	Dark	70.500	23	21Eps CMa	1.5020	26000.	141	35224	No
176	GOM_NL__2PRFIN20081124_201901_000000822074_00100_35224_5140.N1	24-NOV-2008 20:19:01	Straylight	81.500	179	24Omi2CMa	3.0320	24000.	163	35224	No
177	GOM_NL__2PRFIN20081124_202404_000001022074_00100_35224_5141.N1	24-NOV-2008 20:24:04	Straylight	102.00	1	9Alp CMa	-1.4400	11000.	204	35224	No
178	GOM_NL__2PRFIN20081124_202807_000000672074_00100_35224_5142.N1	24-NOV-2008 20:28:07	Straylight	66.500	7	19Bet Ori	0.10000	14000.	133	35224	No
179	GOM_NL__2PRFIN20081124_203140_000000752074_00100_35224_5143.N1	24-NOV-2008 20:31:40	Twilight_stray	75.000	30	46Eps Ori	1.6940	30000.	150	35224	No
180	GOM_NL__2PRFIN20081124_203633_000000532074_00100_35224_5144.N1	24-NOV-2008 20:36:33	Bright	53.000	13	87Alp Tau	0.86700	3800.0	106	35224	No
181	GOM_NL__2PRFIN20081124_204248_000000502074_00100_35224_5145.N1	24-NOV-2008 20:42:48	Bright	49.500	114	3lot Aur	2.6930	4600.0	99	35224	No
182	GOM_NL__2PRFIN20081124_204715_000000512074_00100_35224_5146.N1	24-NOV-2008 20:47:15	Bright	50.500	6	13Alp Aur	0.080000	3400.0	101	35224	No
183	GOM_NL__2PRFIN20081124_204931_000000552074_00100_35224_5147.N1	24-NOV-2008 20:49:31	Bright	55.000	42	34Bet Aur	1.9000	10200.	110	35224	No
184	GOM_NL__2PRFIN20081124_210850_000000512074_00100_35224_5148.N1	24-NOV-2008 21:08:50	Bright	50.500	174	52Psi UMa	3.0040	4400.0	101	35224	No
185	GOM_NL__2PRFIN20081124_211849_000000572074_00100_35224_5149.N1	24-NOV-2008 21:18:49	Bright	57.000	96	68Del Leo	2.5600	9300.0	114	35224	No
186	GOM_NL__2PRFIN20081124_212218_000000802074_00100_35224_5150.N1	24-NOV-2008 21:22:18	Twilight_stray	79.500	51	41Gam1Leo	2.0100	4500.0	159	35224	No
187	GOM_NL__2PRFIN20081124_214940_000000552074_00101_35225_6358.N1	24-NOV-2008 21:49:40	Dark	55.000	70	Zet Pup	2.2460	39000.	110	35225	No
188	GOM_NL__2PRFIN20081124_215323_000000682074_00101_35225_6359.N1	24-NOV-2008 21:53:23	Dark	67.500	117	Pi Pup	2.7060	3800.0	135	35225	No
189	GOM_NL__2PRFIN20081124_215722_000000742074_00101_35225_6360.N1	24-NOV-2008 21:57:22	Dark	74.000	23	21Eps CMa	1.5020	26000.	148	35225	No
190	GOM_NL__2PRFIN20081124_215938_000000822074_00101_35225_6361.N1	24-NOV-2008 21:59:38	Straylight	81.500	179	24Omi2CMa	3.0320	24000.	163	35225	No
191	GOM_NL__2PRFIN20081124_220440_000001022074_00101_35225_6362.N1	24-NOV-2008 22:04:40	Straylight	102.00	1	9Alp CMa	-1.4400	11000.	204	35225	No
192	GOM_NL__2PRFIN20081124_220842_000000642074_00101_35225_6363.N1	24-NOV-2008 22:08:42	Straylight	63.500	7	19Bet Ori	0.10000	14000.	127	35225	No
193	GOM_NL__2PRFIN20081124_221216_000000762074_00101_35225_6364.N1	24-NOV-2008 22:12:16	Twilight_stray	75.500	30	46Eps Ori	1.6940	30000.	151	35225	No
194	GOM_NL__2PRFIN20081124_221708_000000532074_00101_35225_6365.N1	24-NOV-2008 22:17:08	Bright	53.000	13	87Alp Tau	0.86700	3800.0	106	35225	No
195	GOM_NL__2PRFIN20081124_222323_000000722074_00101_35225_6366.N1	24-NOV-2008 22:23:23	Bright	72.000	114	3lot Aur	2.6930	4600.0	144	35225	No
196	GOM_NL__2PRFIN20081124_222750_000000492074_00101_35225_6367.N1	24-NOV-2008 22:27:50	Bright	49.000	6	13Alp Aur	0.080000	3400.0	98	35225	No
197	GOM_NL__2PRFIN20081124_223006_000000562074_00101_35225_6368.N1	24-NOV-2008 22:30:06	Bright	55.500	42	34Bet Aur	1.9000	10200.	111	35225	No
198	GOM_NL__2PRFIN20081124_224926_000000492074_00101_35225_6369.N1	24-NOV-2008 22:49:26	Bright	48.500	174	52Psi UMa	3.0040	4400.0	97	35225	No
199	GOM_NL__2PRFIN20081124_225925_000000572074_00101_35225_6370.N1	24-NOV-2008 22:59:25	Bright	57.000	96	68Del Leo	2.5600	9300.0	114	35225	No
200	GOM_NL__2PRFIN20081124_230256_000000802074_00101_35225_6371.N1	24-NOV-2008 23:02:56	Twilight_stray	79.500	51	41Gam1Leo	2.0100	4500.0	159	35225	No
201	GOM_NL__2PRFIN20081124_233017_000000552074_00102_35226_5154.N1	24-NOV-2008 23:30:17	Dark	55.000	70	Zet Pup	2.2460	39000.	110	35226	No
202	GOM_NL__2PRFIN20081124_233400_000000642074_00102_35226_5155.N1	24-NOV-2008 23:34:00	Dark	63.500	117	Pi Pup	2.7060	3800.0	127	35226	No
203	GOM_NL__2PRFIN20081124_233759_000000732074_00102_35226_5156.N1	24-NOV-2008 23:37:59	Dark	73.000	23	21Eps CMa	1.5020	26000.	146	35226	No
204	GOM_NL__2PRFIN20081124_234015_000000822074_00102_35226_5157.N1	24-NOV-2008 23:40:15	Straylight	81.500	179	24Omi2CMa	3.0320	24000.	163	35226	No
205	GOM_NL__2PRFIN20081124_234516_000001062074_00102_35226_5158.N1	24-NOV-2008 23:45:16	Straylight	106.00	1	9Alp CMa	-1.4400	11000.	212	35226	No
206	GOM_NL__2PRFIN20081124_234918_000000652074_00102_35226_5159.N1	24-NOV-2008 23:49:18	Straylight	65.000	7	19Bet Ori	0.10000	14000.	130	35226	No
207	GOM_NL__2PRFIN20081124_235251_000000732074_00102_35226_5160.N1	24-NOV-2008 23:52:51	Twilight_stray	72.500	30	46Eps Ori	1.6940	30000.	145	35226	No
208	GOM_NL__2PRFIN20081124_235744_000000562074_00102_35226_5161.N1	24-NOV-2008 23:57:44	Bright	55.500	13	87Alp Tau	0.86700	3800.0	111	35226	No

3. Quality information per product

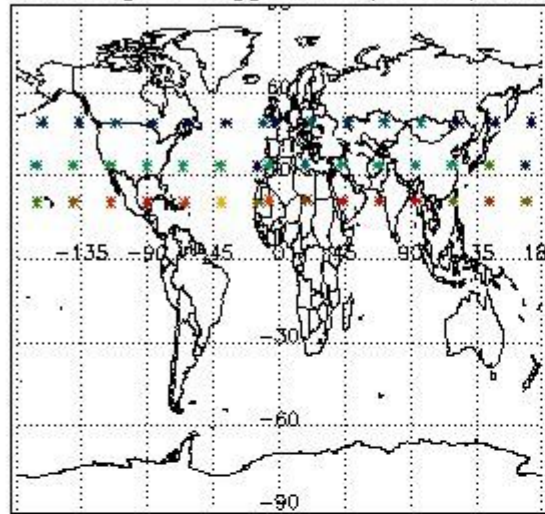
In this section it is plotted some information contained in the Quality Summary data set of the level 2 products. Only products in dark limb conditions and without errors (error flag in the MPH set to "0") are used.

3.1 Plot quality information per product (time dependant)


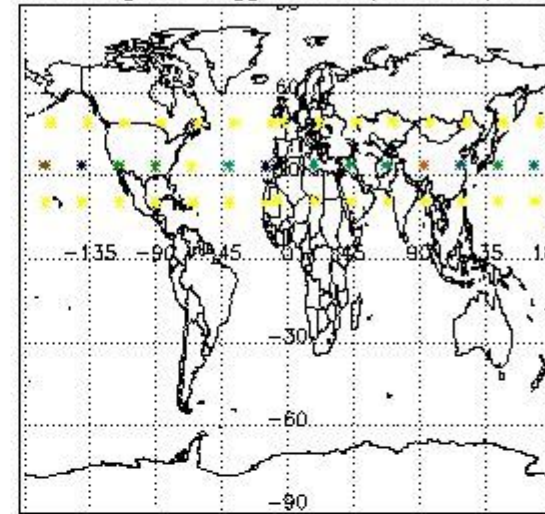


3.2 Plot quality information per product (world map)

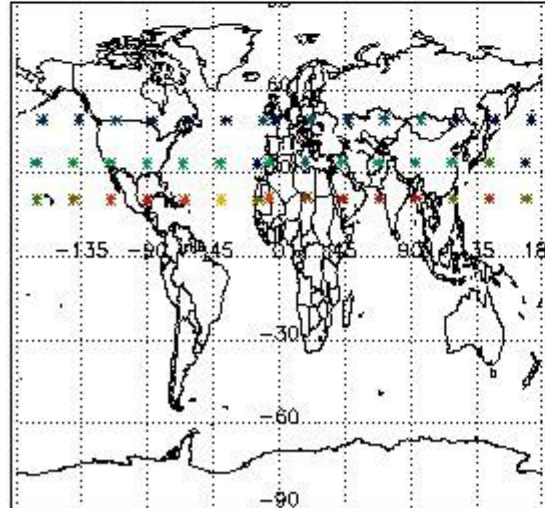
Percentage of flagged data per O3 profile



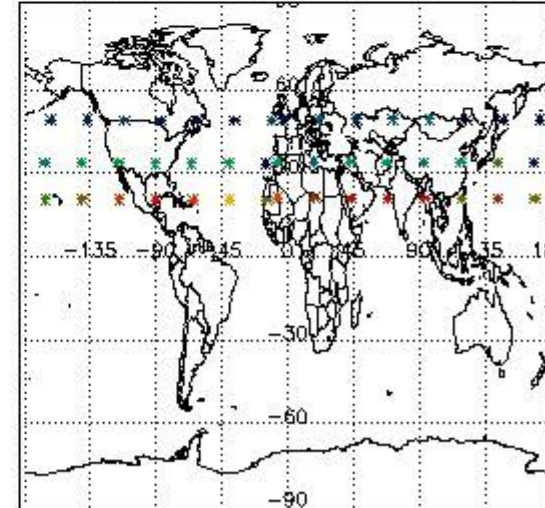
Percentage of flagged data per H2O profile



Percentage of flagged data per NO2 profile



Percentage of flagged data per NO3 profile

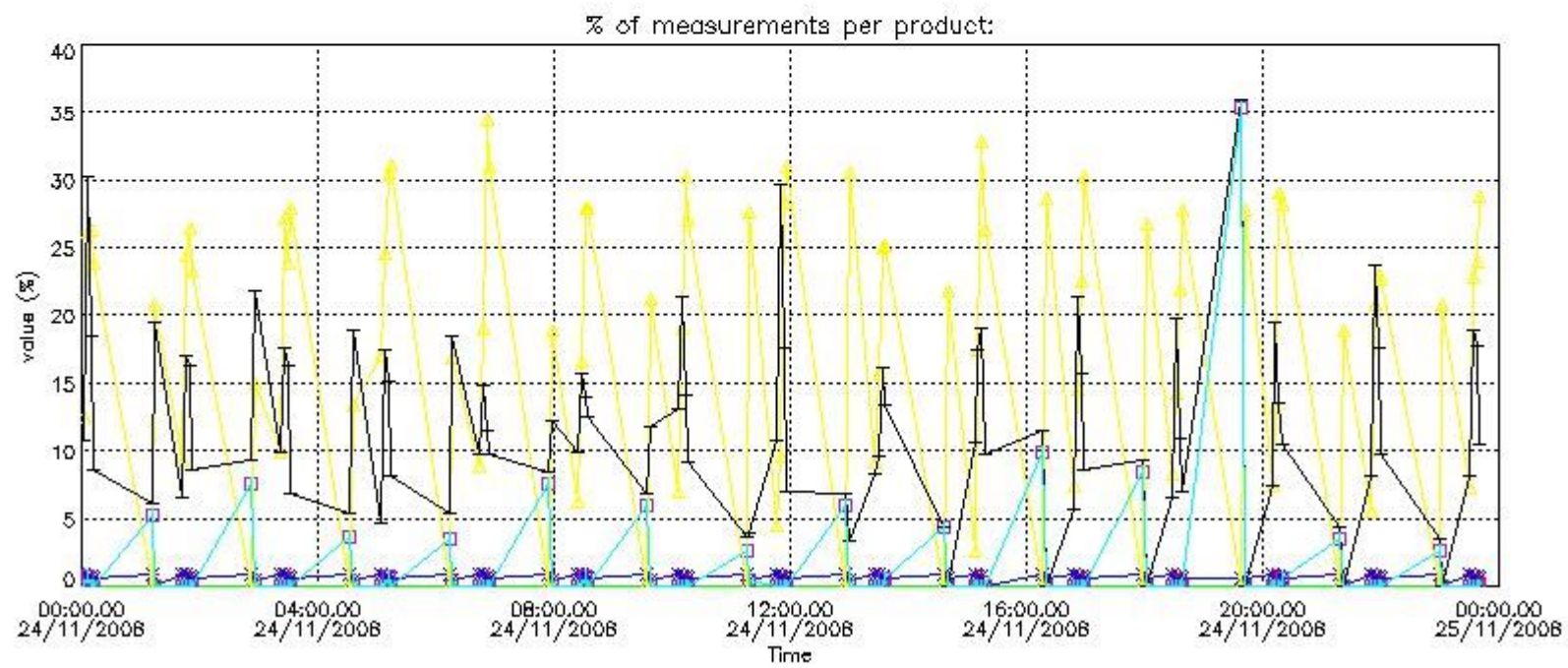
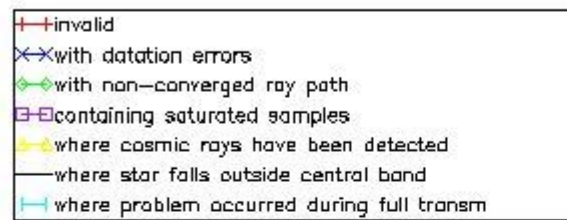


4. Level 1 quality information per product

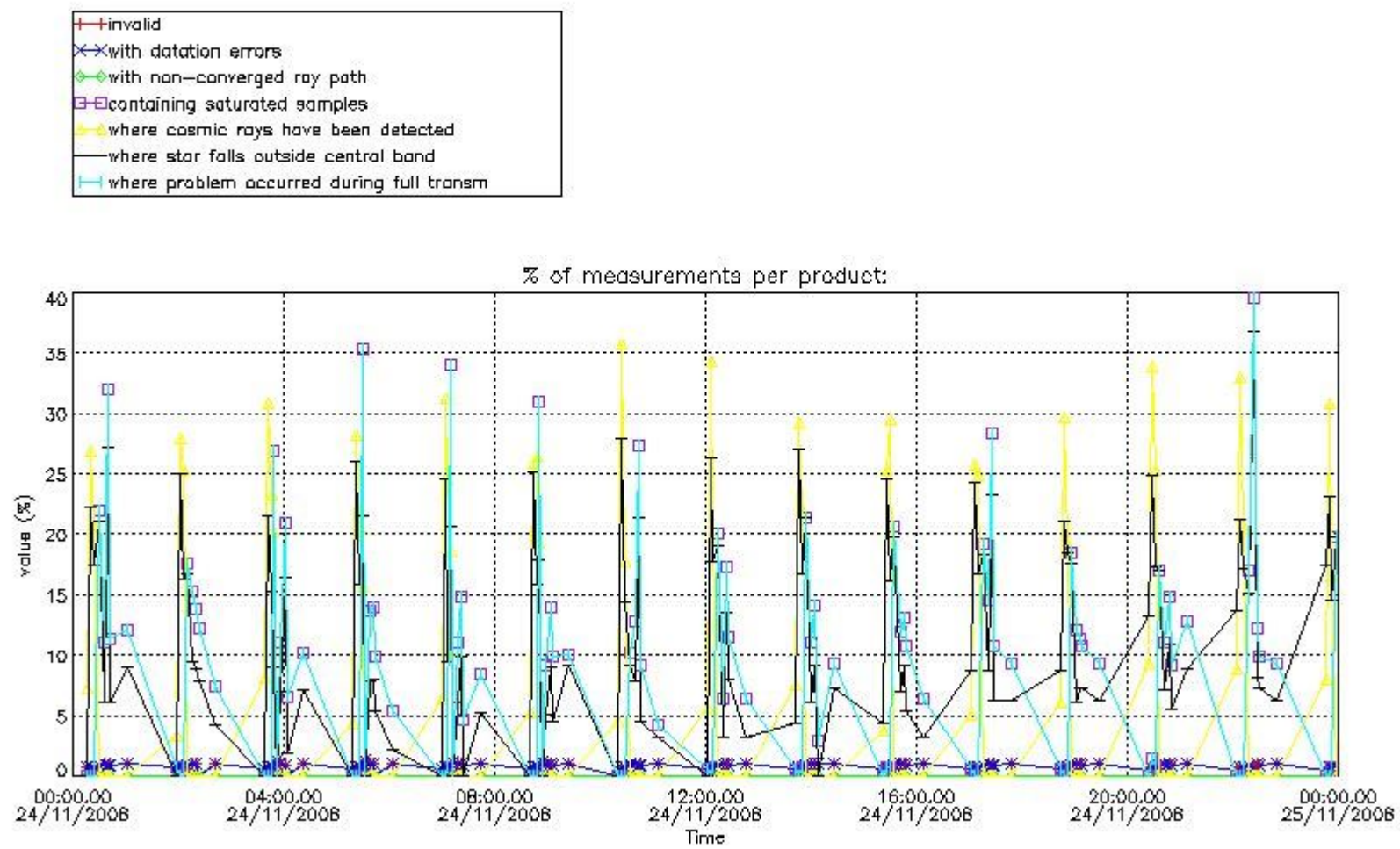
In this section it is plotted some information contained in the Quality Summary data set of the level 2 products that comes from the level 1b processing. Products without errors (error flag in the MPH set to "0") are used.

4.1 Plot quality information per product (time dependant) coming from level 1b processing

4.1.1 Plot level 1 quality information per product (time dependant): ENVISAT ASCENDING passes



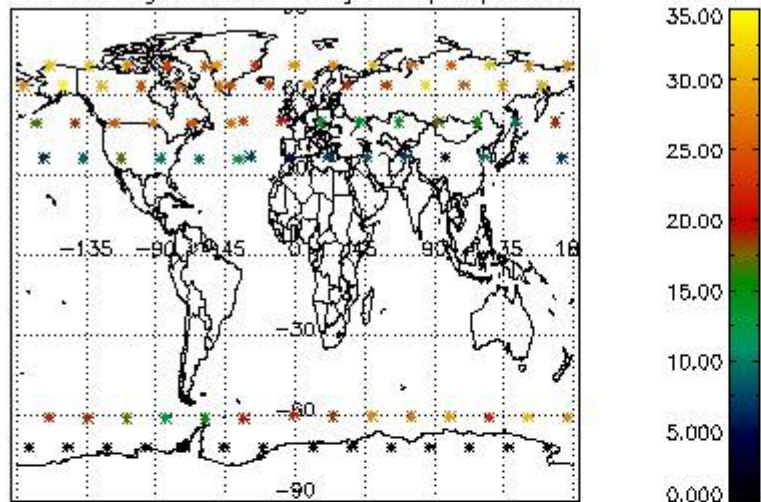
4.1.2 Plot level 1 quality information per product (time dependant): ENVI SAT DESCENDING passes



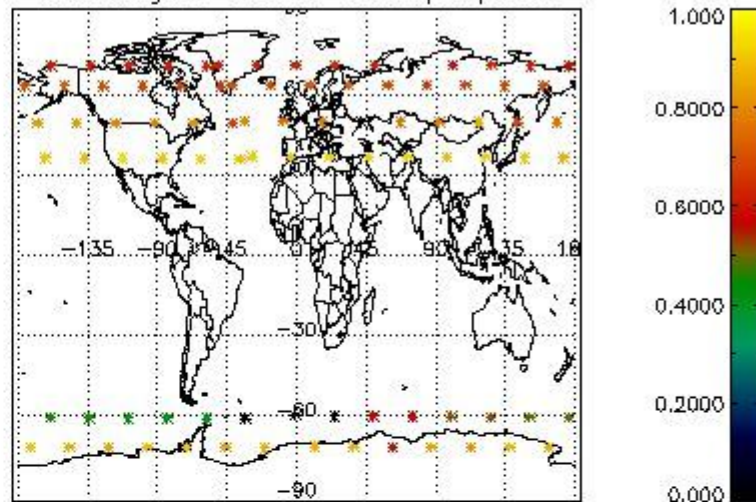
4.2 Plot quality information per product coming from level 1b processing (world map)

4.2.1 Plot level 1 quality information per product (world map): ENVISAT ASCENDING passes

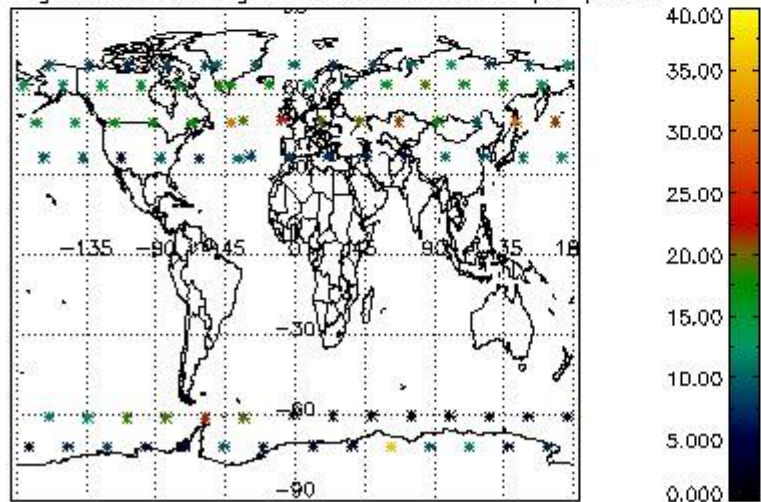
Percentage of cosmic ray hits per profile



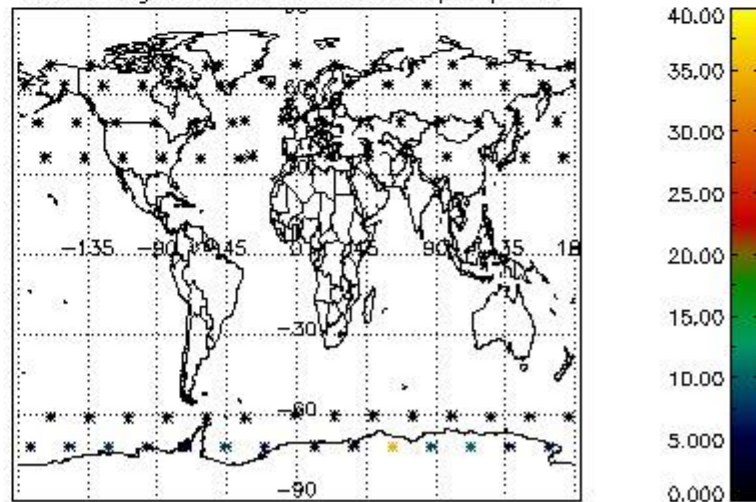
Percentage of datation errors per profile



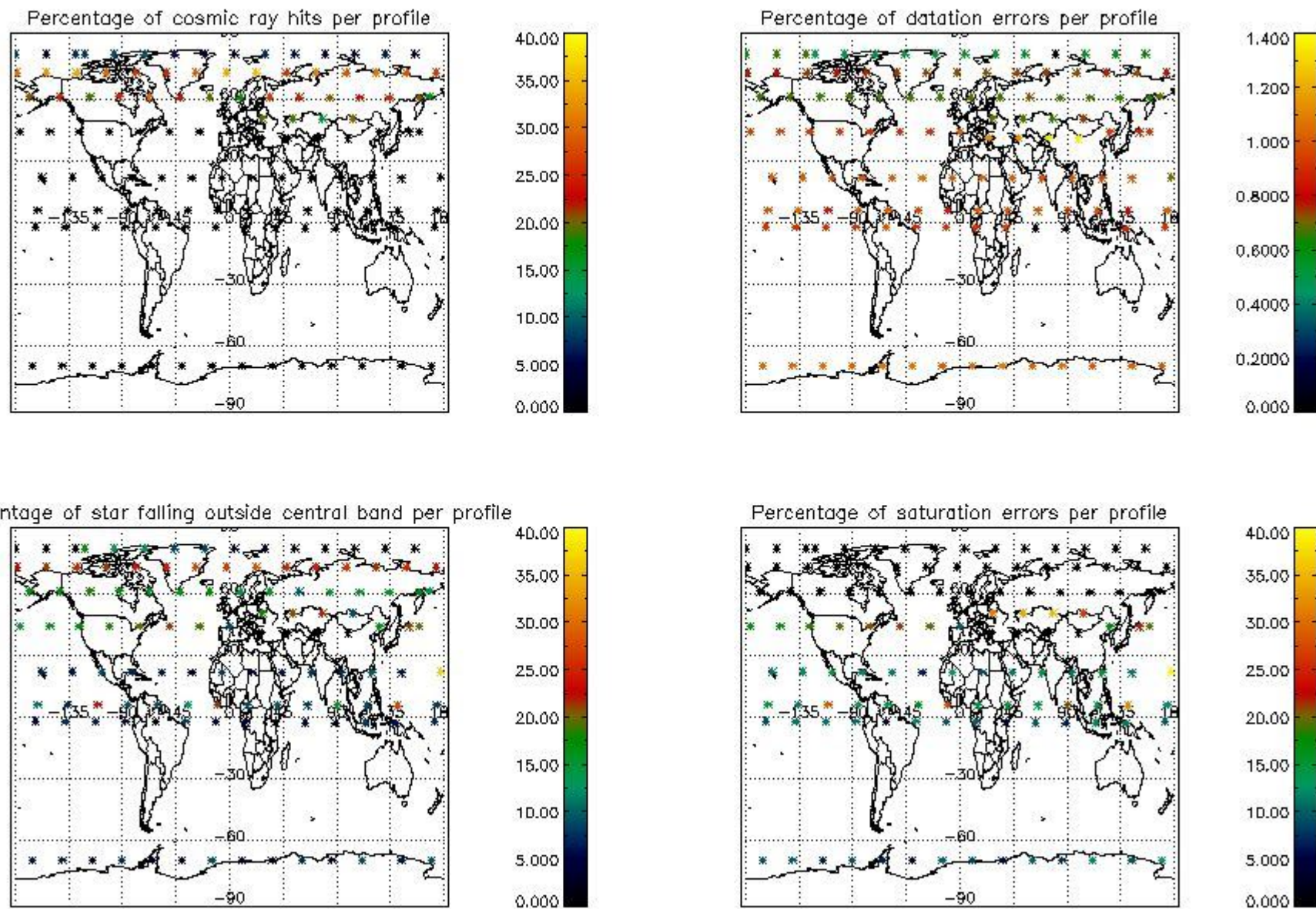
Percentage of star falling outside central band per profile



Percentage of saturation errors per profile



4.2.2 Plot level 1 quality information per product (world map): ENVISAT DESCENDING passes



5. Trace gas profiles

5.1 Ozone statistics based on quality of products

The final quality of the products can be "measured" using the STD (Standard Deviation) attached to every point profile. This information is written to the parameter GOM_NL__2P/NL_LOCAL_SPECIES_DENSITY/o3_std of the level 2 products. The table below shows the statistics for given STD ranges.

The statistics are given with respect to the overall valid production:

- Products without fatal errors: GOM_NL__2P/MPH/PRODUCT_ERR=0
- Valid point profile: GOM_NL__2P/NL_LOCAL_SPECIES_DENSITY/pcd(0)=0

The 'Criteria' is applied to valid points of dark limb products:

- Products in dark limb illumination condition: GOM_NL__2P/NL_SUMMARY_QUALITY/obs_ill_cond=0
- Products without fatal errors: GOM_NL__2P/MPH/PRODUCT_ERR=0
- Valid point profile: GOM_NL__2P/NL_LOCAL_SPECIES_DENSITY/pcd(0)=0

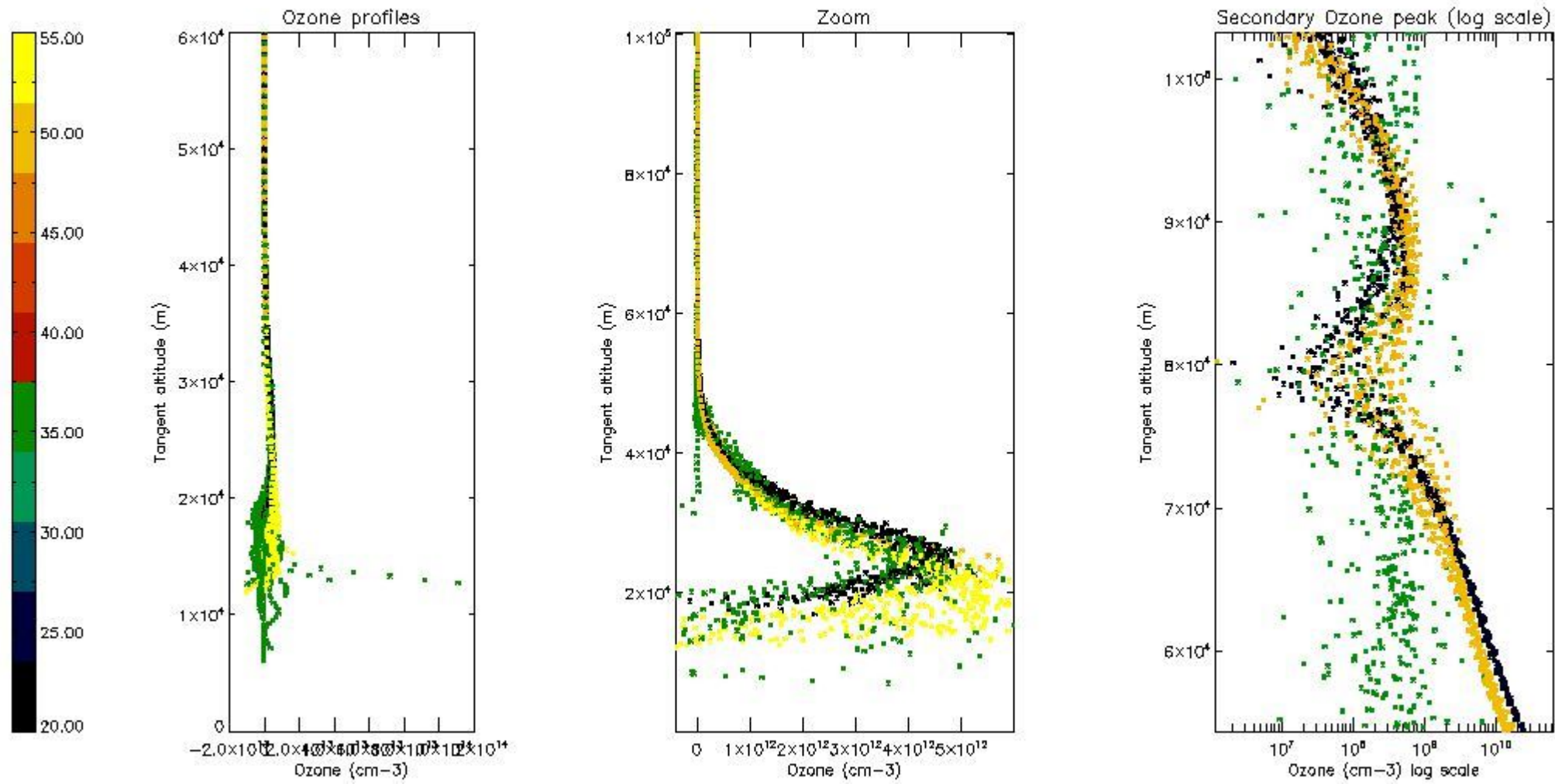
So, the table below shows the percentage of dark limb and valid observations for each criteria with respect to the overall valid daily observations.

Criteria	% of total production
All STD	21
STD < 20	13

STD < 10	10
STD < 5	8

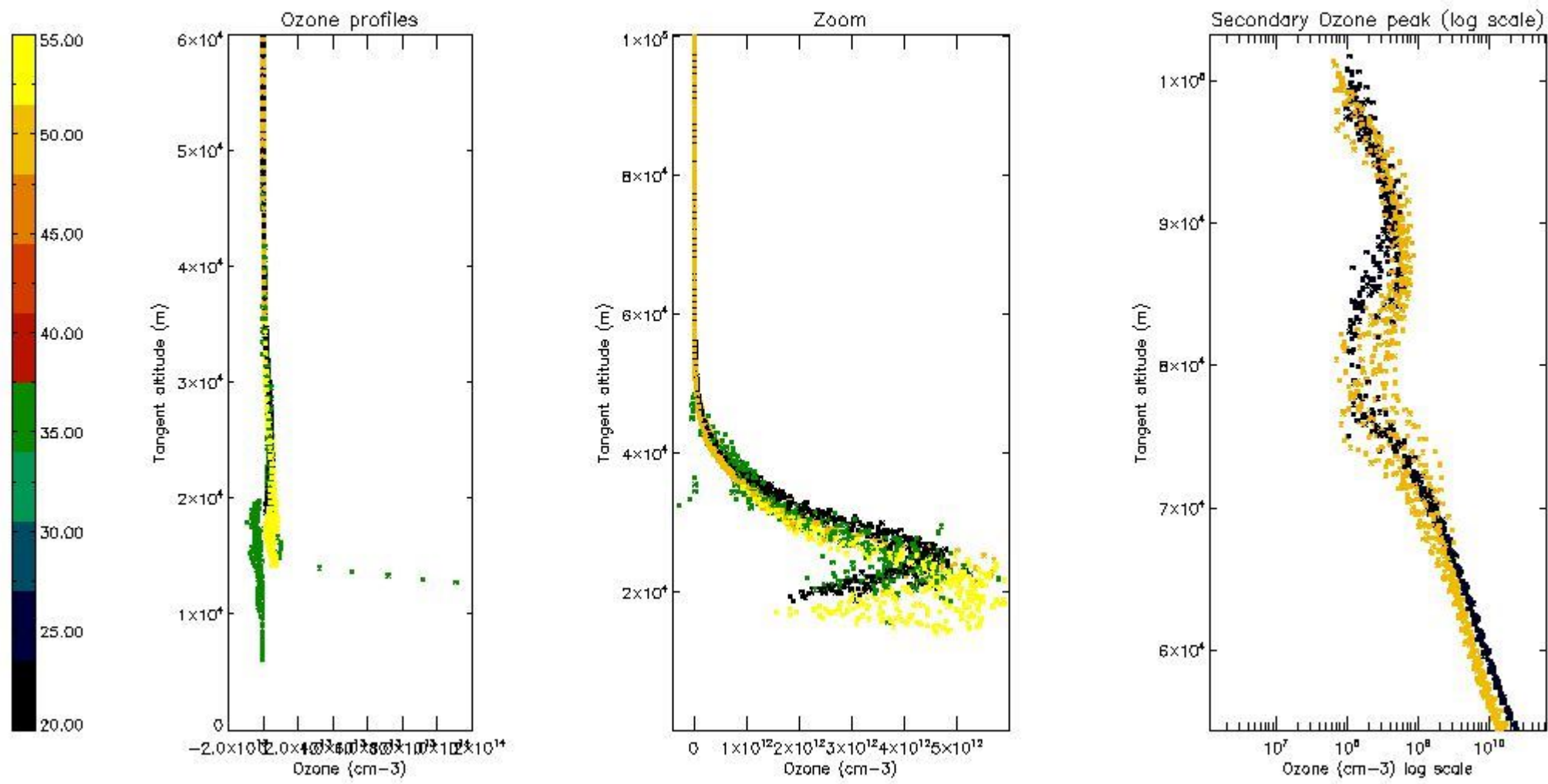
5.2 Plot ozone profiles for all STD (dark without errors)

The colorbar represents the latitude.



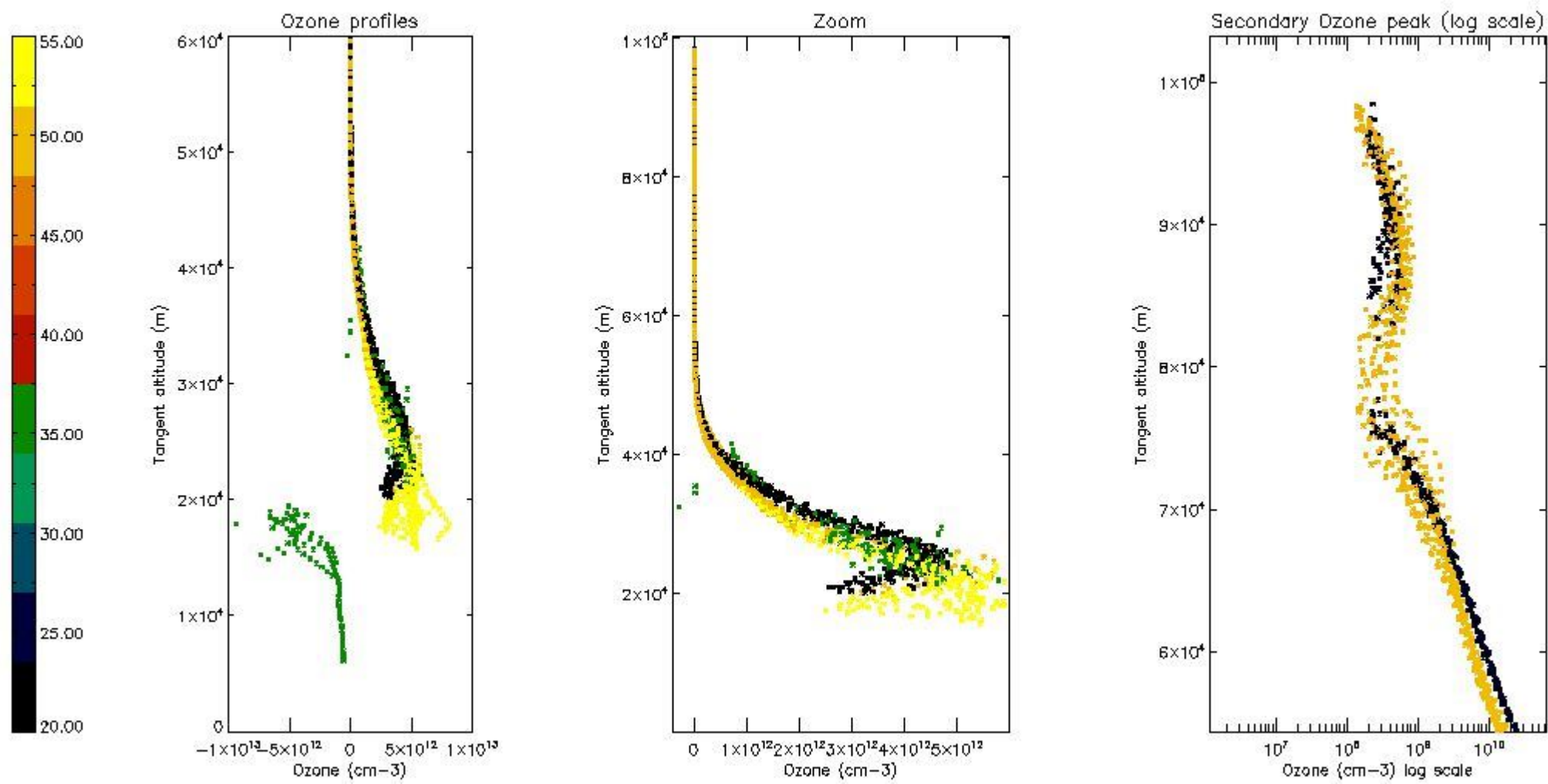
5.3 Plot ozone profiles where STD < 20% (dark without errors)

The colorbar represents the latitude.



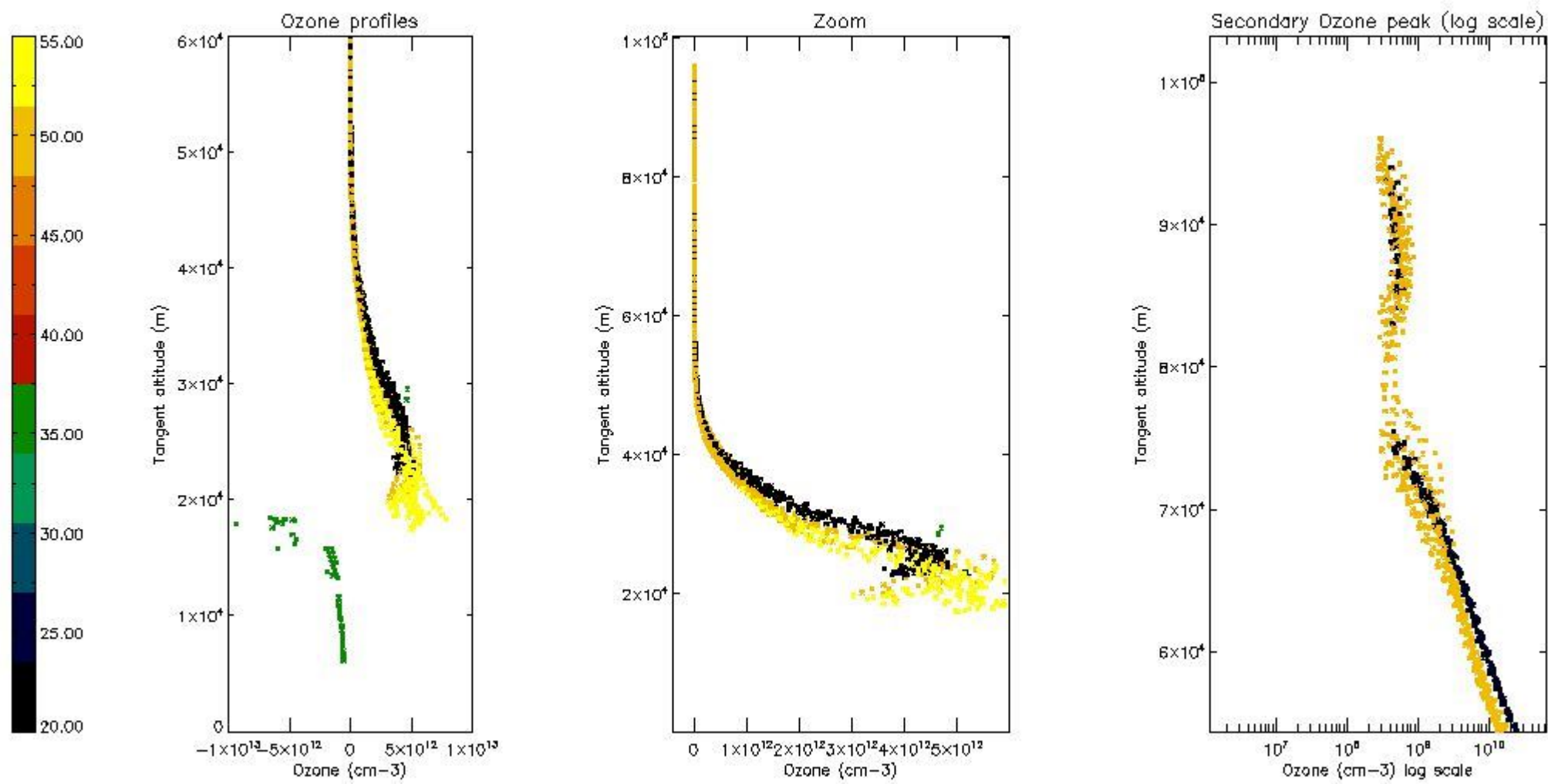
5.4 Plot ozone profiles where $STD < 10\%$ (dark without errors)

The colorbar represents the latitude.



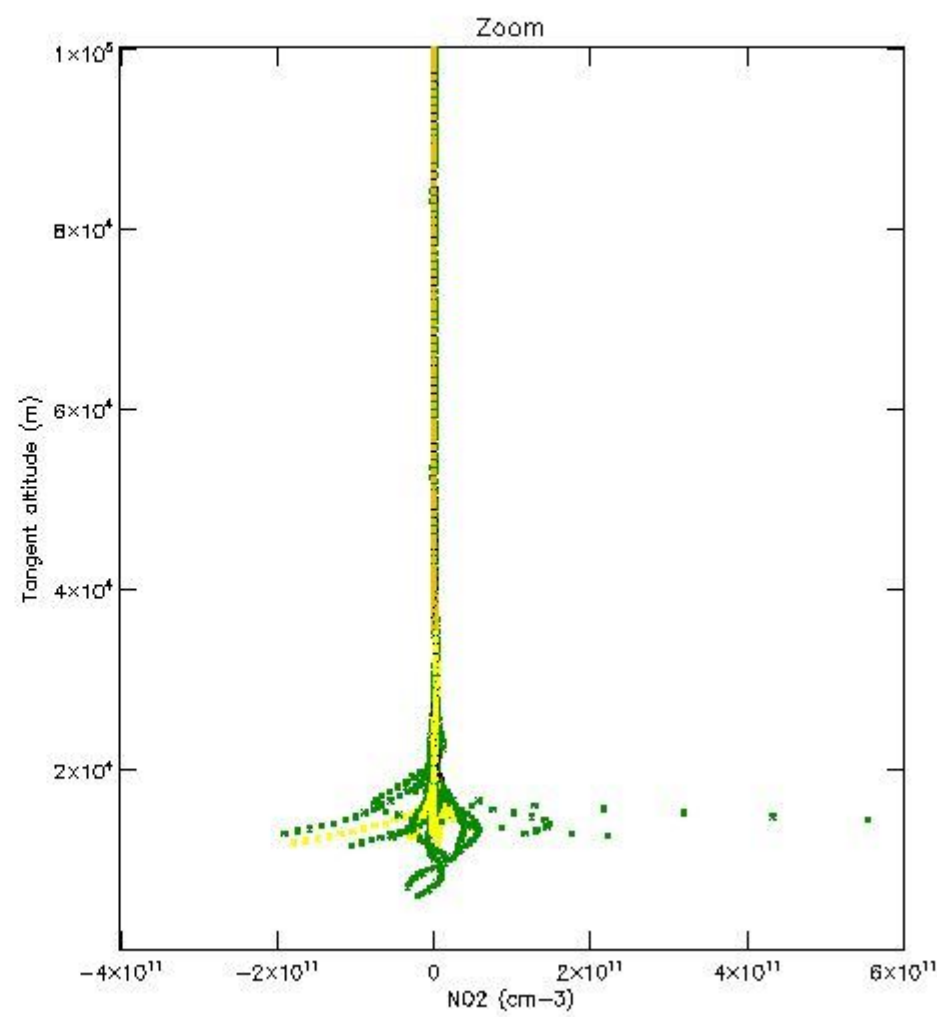
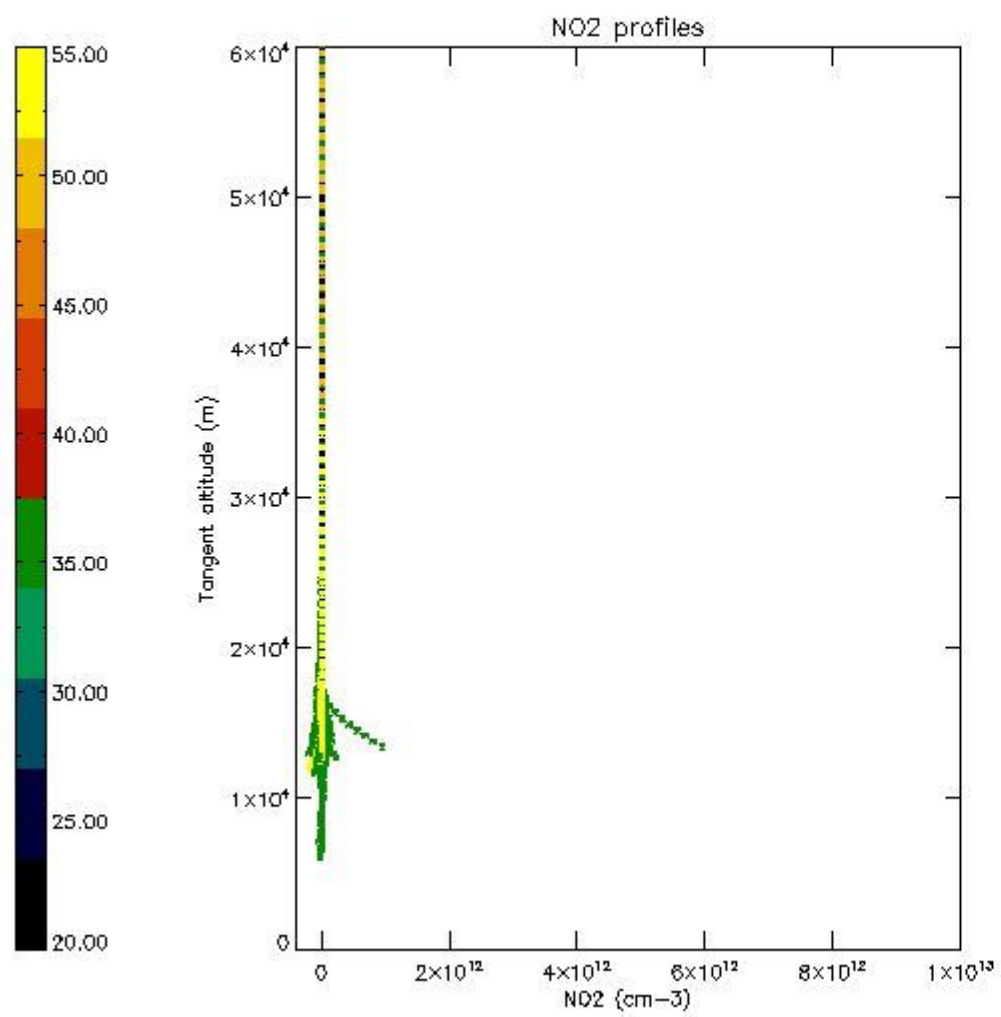
5.5 Plot ozone profiles where STD < 5% (dark without errors)

The colorbar represents the latitude.



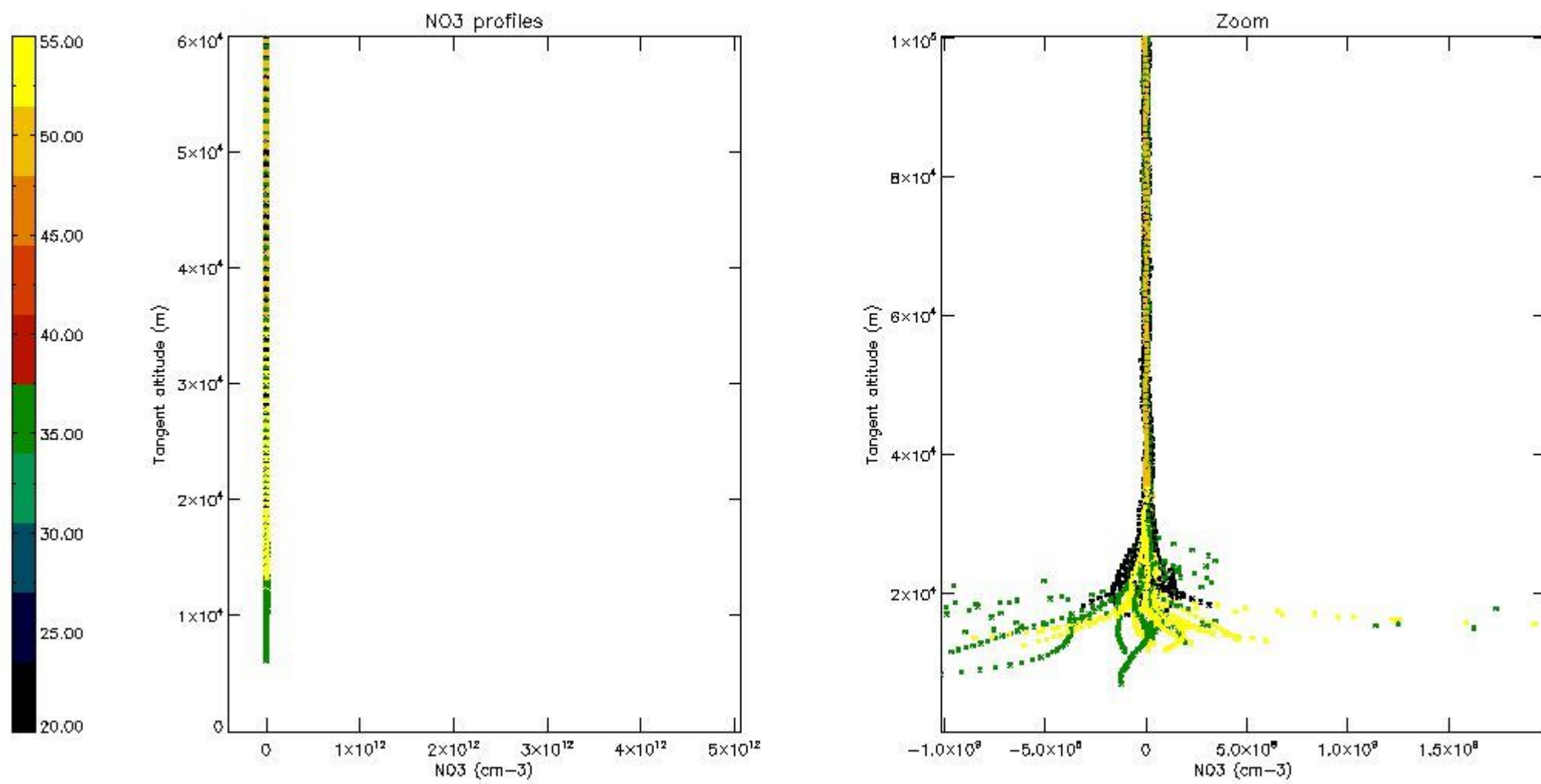
5.6 Plot NO₂ profiles for all STD (dark without errors)

The colorbar represents the latitude.



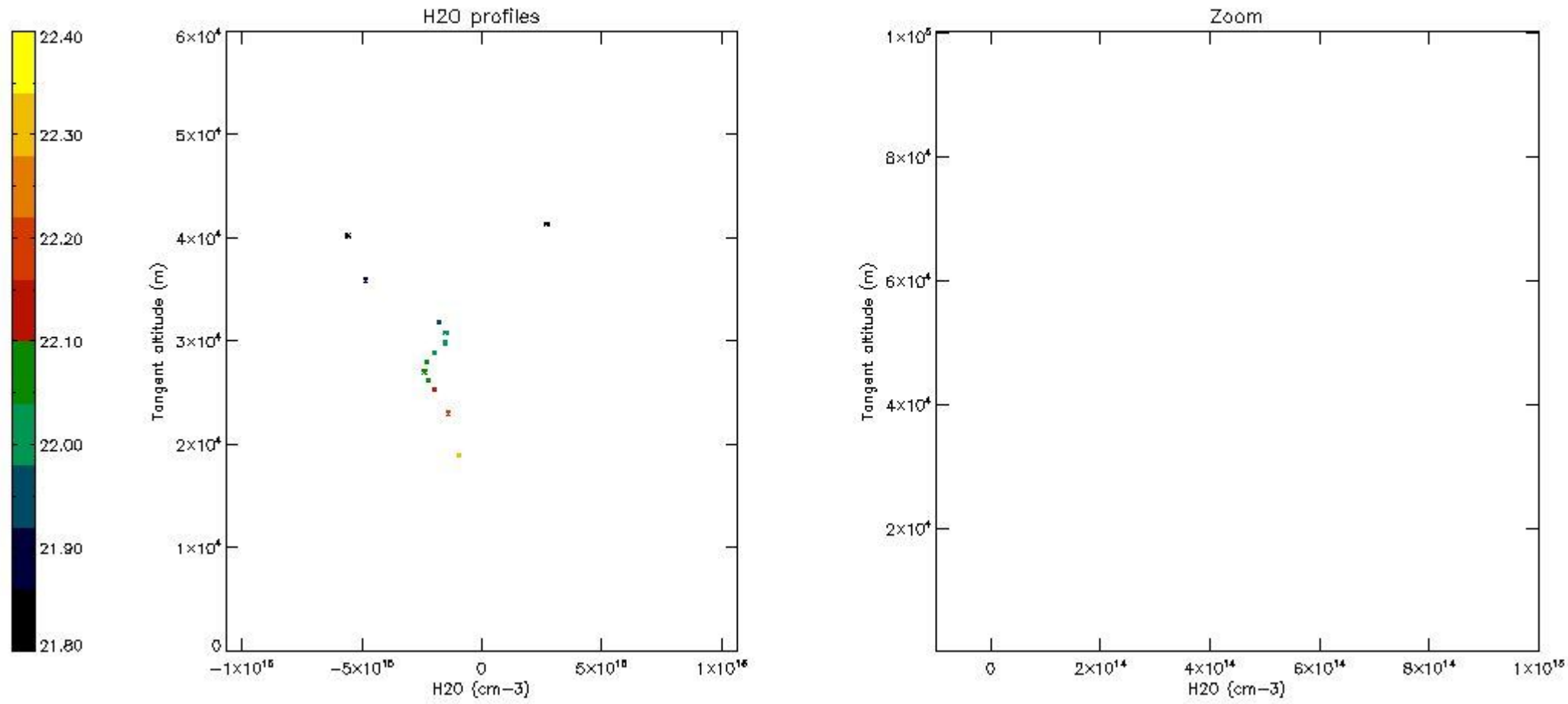
5.7 Plot NO3 profiles for all STD (dark without errors)

The colorbar represents the latitude.



5.8 Plot H2O profiles for all STD (only for occultations of stars 1,2,3,4,13,14,16,26,63 dark without errors)

The colorbar represents the latitude.



6. Auxiliary Data Files used for the production reported in section 2

The number reported in the third column indicates since which file (see list in section 2) the corresponding auxiliary file has been used. The fourth column is the date of those product files.

Type	Auxiliary Filename	Used since product	Used since product date
INST_PHYS_CHARACTERISTICS	GOM_INS_AXVIEC20091111_143220_20030716_120000_20500101_000000	1	24-NOV-2008 00:01:38
LEVEL-2_PROC_CONFIG	GOM_PR2_AXVIEC20091111_152718_20020301_000000_20500101_000000	1	24-NOV-2008 00:01:38
CROSS_SECTIONS_FILE	GOM_CRS_AXVIEC20091111_154832_20020301_000000_20500101_000000	1	24-NOV-2008 00:01:38

GOMOS Level 2 Daily Report

SUMMARY

[1. General Info](#)

[2. Summary of processed GOM_NL_2P products](#)

[3. Level 2 Quality information per product](#)

[3.1 Plot of level 2 quality information per product \(time dependant\)](#)

[3.2 Plot of level 2 quality information per product \(world map\)](#)

[4. Level 1 Quality information per product \(stored on level 2 products\)](#)

[4.1 Plot of level 1 quality information per product \(time dependant\)](#)

[4.1.1 Plot of level 1 quality information per product \(time dependant\): ASCENDING](#)

[4.1.2 Plot of level 1 quality information per product \(time dependant\): DESCENDING](#)

[4.2 Plot of level 1 quality information per product \(world map\)](#)

[4.2.1 Plot of level 1 quality information per product \(world map\): ASCENDING](#)

[4.2.2 Plot of level 1 quality information per product \(world map\): DESCENDING](#)

[5. Ozone profiles based on quality statistics and other trace gas profiles](#)

[5.1 Ozone statistics based on quality of products](#)

[5.2 Plot ozone profiles for all STD \(dark without errors\)](#)

[5.3 Plot ozone profiles where STD < 20% \(dark without errors\)](#)

[5.4. Plot ozone profiles where STD < 10% \(dark without errors\)](#)

[5.5. Plot ozone profiles where STD < 5% \(dark without errors\)](#)

[5.6 Plot NO2 profiles for all STD \(dark without errors\)](#)

[5.7 Plot NO3 profiles for all STD \(dark without errors\)](#)

[5.8 Plot H2O profiles \(only for occultations of stars 1,2,3,4,13,14,16,26,63 dark without errors\) for all STD](#)

[6. Auxiliary Data Files used for the production reported in section 2](#)

This report presents the daily analysis on parameters extracted from GOMOS level 2 data (GOM_NL__2P).
 It is intended to monitor some important parameters that will impact the quality of these products.
 A list of level 2 products (and content) that have arrived during the reporting day to the PCF is also given.

Item	Value
Time of report generation	25APR2013 22:37:50
Data source version	GOMOS/6.01
Start time of products	24-11-2008 (24NOV2008 00:00:00)
Stop time of products	25-11-2008 (25NOV2008 00:00:00)
Store outputs in DB	Yes
Nb of level 2 prods	208
Nb of prods with errors	0

2. Summary of processed GOM_NL__2P products.

Nr	Filename	UTC Start time	Limb	Duration	Star Id	Star Name	Star Mag	Star Temp	Nb Meas	Orbit	Prod. error
1	GOM_NL__2PRFIN20081124_000138_00000562074_00088_35212_4628.N1	24-NOV-2008 00:01:38	Dark	56.000	70	Zet Pup	2.2460	39000.	112	35212	No
2	GOM_NL__2PRFIN20081124_000523_00000752074_00088_35212_4629.N1	24-NOV-2008 00:05:23	Dark	74.500	117	Pi Pup	2.7060	3800.0	149	35212	No
3	GOM_NL__2PRFIN20081124_000923_00000762074_00088_35212_4630.N1	24-NOV-2008 00:09:23	Dark	76.000	23	21Eps CMa	1.5020	26000.	152	35212	No
4	GOM_NL__2PRFIN20081124_001140_00000822074_00088_35212_4631.N1	24-NOV-2008 00:11:40	Straylight	81.500	179	24Omi2CMa	3.0320	24000.	163	35212	No
5	GOM_NL__2PRFIN20081124_001651_00000762074_00088_35212_4632.N1	24-NOV-2008 00:16:51	Straylight	76.000	1	9Alp CMa	-1.4400	11000.	152	35212	No
6	GOM_NL__2PRFIN20081124_002057_00000652074_00088_35212_4633.N1	24-NOV-2008 00:20:57	Straylight	65.000	7	19Bet Ori	0.10000	14000.	130	35212	No
7	GOM_NL__2PRFIN20081124_002437_00000782074_00088_35212_4634.N1	24-NOV-2008 00:24:37	Twilight_stray	77.500	30	46Eps Ori	1.6940	30000.	155	35212	No
8	GOM_NL__2PRFIN20081124_002928_00000572074_00088_35212_4635.N1	24-NOV-2008 00:29:28	Bright	57.000	13	87Alp Tau	0.86700	3800.0	114	35212	No
9	GOM_NL__2PRFIN20081124_003547_00000502074_00088_35212_4636.N1	24-NOV-2008 00:35:47	Bright	49.500	114	31ot Aur	2.6930	4600.0	99	35212	No
10	GOM_NL__2PRFIN20081124_004013_00000632074_00088_35212_4637.N1	24-NOV-2008 00:40:13	Bright	62.500	6	13Alp Aur	0.080000	3400.0	125	35212	No
11	GOM_NL__2PRFIN20081124_004233_00000572074_00088_35212_4638.N1	24-NOV-2008 00:42:33	Bright	57.000	42	34Bet Aur	1.9000	10200.	114	35212	No
12	GOM_NL__2PRFIN20081124_010141_00000502074_00088_35212_4639.N1	24-NOV-2008 01:01:41	Bright	50.000	174	52Psi UMa	3.0040	4400.0	100	35212	No
13	GOM_NL__2PRFIN20081124_011130_00000582074_00088_35212_4640.N1	24-NOV-2008 01:11:30	Bright	57.500	96	68Del Leo	2.5600	9300.0	115	35212	No
14	GOM_NL__2PRFIN20081124_011448_00001182074_00088_35212_4641.N1	24-NOV-2008 01:14:48	Twilight_stray	118.00	51	41Gam1Leo	2.0100	4500.0	236	35212	No
15	GOM_NL__2PRFIN20081124_014215_00000542074_00089_35213_4684.N1	24-NOV-2008 01:42:15	Dark	54.000	70	Zet Pup	2.2460	39000.	108	35213	No
16	GOM_NL__2PRFIN20081124_014600_00000622074_00089_35213_4685.N1	24-NOV-2008 01:46:00	Dark	61.500	117	Pi Pup	2.7060	3800.0	123	35213	No
17	GOM_NL__2PRFIN20081124_015000_00000742074_00089_35213_4686.N1	24-NOV-2008 01:50:00	Dark	73.500	23	21Eps CMa	1.5020	26000.	147	35213	No
18	GOM_NL__2PRFIN20081124_015217_00000822074_00089_35213_4687.N1	24-NOV-2008 01:52:17	Straylight	81.500	179	24Omi2CMa	3.0320	24000.	163	35213	No
19	GOM_NL__2PRFIN20081124_015727_00000762074_00089_35213_4688.N1	24-NOV-2008 01:57:27	Straylight	76.000	1	9Alp CMa	-1.4400	11000.	152	35213	No
20	GOM_NL__2PRFIN20081124_020133_00000682074_00089_35213_4689.N1	24-NOV-2008 02:01:33	Straylight	68.000	7	19Bet Ori	0.10000	14000.	136	35213	No
21	GOM_NL__2PRFIN20081124_020512_00000772074_00089_35213_4690.N1	24-NOV-2008 02:05:12	Twilight_stray	77.000	30	46Eps Ori	1.6940	30000.	154	35213	No
22	GOM_NL__2PRFIN20081124_021003_00000542074_00089_35213_4691.N1	24-NOV-2008 02:10:03	Bright	54.000	13	87Alp Tau	0.86700	3800.0	108	35213	No
23	GOM_NL__2PRFIN20081124_021622_00000532074_00089_35213_4692.N1	24-NOV-2008 02:16:22	Bright	52.500	114	31ot Aur	2.6930	4600.0	105	35213	No
24	GOM_NL__2PRFIN20081124_022048_00000512074_00089_35213_4693.N1	24-NOV-2008 02:20:48	Bright	50.500	6	13Alp Aur	0.080000	3400.0	101	35213	No
25	GOM_NL__2PRFIN20081124_022308_00000572074_00089_35213_4694.N1	24-NOV-2008 02:23:08	Bright	57.000	42	34Bet Aur	1.9000	10200.	114	35213	No
26	GOM_NL__2PRFIN20081124_024217_00000472074_00089_35213_4695.N1	24-NOV-2008 02:42:17	Bright	47.000	174	52Psi UMa	3.0040	4400.0	94	35213	No
27	GOM_NL__2PRFIN20081124_025207_00000592074_00089_35213_4696.N1	24-NOV-2008 02:52:07	Bright	59.000	96	68Del Leo	2.5600	9300.0	118	35213	No
28	GOM_NL__2PRFIN20081124_025526_00001242074_00089_35213_4697.N1	24-NOV-2008 02:55:26	Twilight_stray	123.50	51	41Gam1Leo	2.0100	4500.0	247	35213	No
29	GOM_NL__2PRFIN20081124_032252_00000562074_00090_35214_4651.N1	24-NOV-2008 03:22:52	Dark	56.000	70	Zet Pup	2.2460	39000.	112	35214	No
30	GOM_NL__2PRFIN20081124_032637_00000632074_00090_35214_4652.N1	24-NOV-2008 03:26:37	Dark	62.500	117	Pi Pup	2.7060	3800.0	125	35214	No
31	GOM_NL__2PRFIN20081124_033037_00000742074_00090_35214_4653.N1	24-NOV-2008 03:30:37	Dark	73.500	23	21Eps CMa	1.5020	26000.	147	35214	No
32	GOM_NL__2PRFIN20081124_033254_00000812074_00090_35214_4654.N1	24-NOV-2008 03:32:54	Straylight	80.500	179	24Omi2CMa	3.0320	24000.	161	35214	No
33	GOM_NL__2PRFIN20081124_033803_00000802074_00090_35214_4655.N1	24-NOV-2008 03:38:03	Straylight	80.000	1	9Alp CMa	-1.4400	11000.	160	35214	No
34	GOM_NL__2PRFIN20081124_034209_00000652074_00090_35214_4656.N1	24-NOV-2008 03:42:09	Straylight	65.000	7	19Bet Ori	0.10000	14000.	130	35214	No
35	GOM_NL__2PRFIN20081124_034547_00000752074_00090_35214_4657.N1	24-NOV-2008 03:45:47	Twilight_stray	75.000	30	46Eps Ori	1.6940	30000.	150	35214	No
36	GOM_NL__2PRFIN20081124_034846_00000672074_00090_35214_4658.N1	24-NOV-2008 03:48:46	Bright	67.000	27	24Gam Ori	1.6360	26000.	134	35214	No
37	GOM_NL__2PRFIN20081124_035128_00000372074_00090_35214_4659.N1	24-NOV-2008 03:51:28	Twilight_stray	37.000	14	58Alp Ori	0.87000	3000.0	74	35214	No
38	GOM_NL__2PRFIN20081124_035657_00000502074_00090_35214_4660.N1	24-NOV-2008 03:56:57	Bright	50.000	114	31ot Aur	2.6930	4600.0	100	35214	No
39	GOM_NL__2PRFIN20081124_040123_00000552074_00090_35214_4661.N1	24-NOV-2008 04:01:23	Bright	55.000	6	13Alp Aur	0.080000	3400.0	110	35214	No
40	GOM_NL__2PRFIN20081124_040343_00000532074_00090_35214_4662.N1	24-NOV-2008 04:03:43	Bright	53.000	42	34Bet Aur	1.9000	10200.	106	35214	No
41	GOM_NL__2PRFIN20081124_042252_00000492074_00090_35214_4663.N1	24-NOV-2008 04:22:52	Bright	49.000	174	52Psi UMa	3.0040	4400.0	98	35214	No
42	GOM_NL__2PRFIN20081124_043244_00000562074_00090_35214_4664.N1	24-NOV-2008 04:32:44	Bright	56.000	96	68Del Leo	2.5600	9300.0	112	35214	No

43	GOM_NL__2PRFIN20081124_043603_000001192074_00090_35214_4665.N1	24-NOV-2008 04:36:03	Twilight	119.00	51	41Gam1Leo	2.0100	4500.0	238	35214	No
44	GOM_NL__2PRFIN20081124_050329_00000532074_00091_35215_4665.N1	24-NOV-2008 05:03:29	Dark	53.000	70	Zet Pup	2.2460	39000.	106	35215	No
45	GOM_NL__2PRFIN20081124_050714_00000632074_00091_35215_4666.N1	24-NOV-2008 05:07:14	Dark	63.000	117	Pi Pup	2.7060	3800.0	126	35215	No
46	GOM_NL__2PRFIN20081124_051114_00000732074_00091_35215_4667.N1	24-NOV-2008 05:11:14	Dark	72.500	23	21Eps CMa	1.5020	26000.	145	35215	No
47	GOM_NL__2PRFIN20081124_051330_00000812074_00091_35215_4668.N1	24-NOV-2008 05:13:30	Straylight	80.500	179	24Omi2CMa	3.0320	24000.	161	35215	No
48	GOM_NL__2PRFIN20081124_051839_00000802074_00091_35215_4669.N1	24-NOV-2008 05:18:39	Straylight	80.000	1	9Alp CMa	-1.4400	11000.	160	35215	No
49	GOM_NL__2PRFIN20081124_052244_00000692074_00091_35215_4670.N1	24-NOV-2008 05:22:44	Straylight	69.000	7	19Bet Ori	0.10000	14000.	138	35215	No
50	GOM_NL__2PRFIN20081124_052623_00000762074_00091_35215_4671.N1	24-NOV-2008 05:26:23	Twilight	75.500	30	46Eps Ori	1.6940	30000.	151	35215	No
51	GOM_NL__2PRFIN20081124_052921_00000772074_00091_35215_4672.N1	24-NOV-2008 05:29:21	Bright	76.500	27	24Gam Ori	1.6360	26000.	153	35215	No
52	GOM_NL__2PRFIN20081124_053202_00000372074_00091_35215_4673.N1	24-NOV-2008 05:32:02	Twilight	37.000	14	58Alp Ori	0.87000	3000.0	74	35215	No
53	GOM_NL__2PRFIN20081124_053732_00000512074_00091_35215_4674.N1	24-NOV-2008 05:37:32	Bright	51.000	114	3lot Aur	2.6930	4600.0	102	35215	No
54	GOM_NL__2PRFIN20081124_054158_00000502074_00091_35215_4675.N1	24-NOV-2008 05:41:58	Bright	50.000	6	13Alp Aur	0.080000	3400.0	100	35215	No
55	GOM_NL__2PRFIN20081124_054418_00000562074_00091_35215_4676.N1	24-NOV-2008 05:44:18	Bright	55.500	42	34Bet Aur	1.9000	10200.	111	35215	No
56	GOM_NL__2PRFIN20081124_060328_00000462074_00091_35215_4677.N1	24-NOV-2008 06:03:28	Bright	46.000	174	52Psi UMa	3.0040	4400.0	92	35215	No
57	GOM_NL__2PRFIN20081124_061320_00000572074_00091_35215_4678.N1	24-NOV-2008 06:13:20	Bright	56.500	96	68Del Leo	2.5600	9300.0	113	35215	No
58	GOM_NL__2PRFIN20081124_061641_000001192074_00091_35215_4679.N1	24-NOV-2008 06:16:41	Twilight	119.00	51	41Gam1Leo	2.0100	4500.0	238	35215	No
59	GOM_NL__2PRFIN20081124_064406_00000572074_00092_35216_4708.N1	24-NOV-2008 06:44:06	Dark	56.500	70	Zet Pup	2.2460	39000.	113	35216	No
60	GOM_NL__2PRFIN20081124_064751_00000612074_00092_35216_4709.N1	24-NOV-2008 06:47:51	Dark	60.500	117	Pi Pup	2.7060	3800.0	121	35216	No
61	GOM_NL__2PRFIN20081124_065150_00000702074_00092_35216_4710.N1	24-NOV-2008 06:51:50	Dark	69.500	23	21Eps CMa	1.5020	26000.	139	35216	No
62	GOM_NL__2PRFIN20081124_065407_00000832074_00092_35216_4711.N1	24-NOV-2008 06:54:07	Straylight	82.500	179	24Omi2CMa	3.0320	24000.	165	35216	No
63	GOM_NL__2PRFIN20081124_065915_00000852074_00092_35216_4712.N1	24-NOV-2008 06:59:15	Straylight	85.000	1	9Alp CMa	-1.4400	11000.	170	35216	No
64	GOM_NL__2PRFIN20081124_070320_00000672074_00092_35216_4713.N1	24-NOV-2008 07:03:20	Straylight	67.000	7	19Bet Ori	0.10000	14000.	134	35216	No
65	GOM_NL__2PRFIN20081124_070658_00000692074_00092_35216_4714.N1	24-NOV-2008 07:06:58	Twilight	69.000	30	46Eps Ori	1.6940	30000.	138	35216	No
66	GOM_NL__2PRFIN20081124_070957_00000752074_00092_35216_4715.N1	24-NOV-2008 07:09:57	Bright	75.000	27	24Gam Ori	1.6360	26000.	150	35216	No
67	GOM_NL__2PRFIN20081124_071237_00000442074_00092_35216_4716.N1	24-NOV-2008 07:12:37	Twilight	44.000	14	58Alp Ori	0.87000	3000.0	88	35216	No
68	GOM_NL__2PRFIN20081124_071807_00000502074_00092_35216_4717.N1	24-NOV-2008 07:18:07	Bright	49.500	114	3lot Aur	2.6930	4600.0	99	35216	No
69	GOM_NL__2PRFIN20081124_072234_00000512074_00092_35216_4718.N1	24-NOV-2008 07:22:34	Bright	50.500	6	13Alp Aur	0.080000	3400.0	101	35216	No
70	GOM_NL__2PRFIN20081124_072452_00000532074_00092_35216_4719.N1	24-NOV-2008 07:24:52	Bright	53.000	42	34Bet Aur	1.9000	10200.	106	35216	No
71	GOM_NL__2PRFIN20081124_074404_00000482074_00092_35216_4720.N1	24-NOV-2008 07:44:04	Bright	47.500	174	52Psi UMa	3.0040	4400.0	95	35216	No
72	GOM_NL__2PRFIN20081124_075357_00000602074_00092_35216_4721.N1	24-NOV-2008 07:53:57	Bright	59.500	96	68Del Leo	2.5600	9300.0	119	35216	No
73	GOM_NL__2PRFIN20081124_075718_00000112074_00092_35216_4722.N1	24-NOV-2008 07:57:18	Twilight	111.00	51	41Gam1Leo	2.0100	4500.0	222	35216	No
74	GOM_NL__2PRFIN20081124_082443_00000562074_00093_35217_4724.N1	24-NOV-2008 08:24:43	Dark	55.500	70	Zet Pup	2.2460	39000.	111	35217	No
75	GOM_NL__2PRFIN20081124_082828_00000612074_00093_35217_4725.N1	24-NOV-2008 08:28:28	Dark	60.500	117	Pi Pup	2.7060	3800.0	121	35217	No
76	GOM_NL__2PRFIN20081124_083227_00000722074_00093_35217_4726.N1	24-NOV-2008 08:32:27	Dark	71.500	23	21Eps CMa	1.5020	26000.	143	35217	No
77	GOM_NL__2PRFIN20081124_083444_00000842074_00093_35217_4727.N1	24-NOV-2008 08:34:44	Straylight	84.000	179	24Omi2CMa	3.0320	24000.	168	35217	No
78	GOM_NL__2PRFIN20081124_083951_00000852074_00093_35217_4728.N1	24-NOV-2008 08:39:51	Straylight	85.000	1	9Alp CMa	-1.4400	11000.	170	35217	No
79	GOM_NL__2PRFIN20081124_084356_00000682074_00093_35217_4729.N1	24-NOV-2008 08:43:56	Straylight	67.500	7	19Bet Ori	0.10000	14000.	135	35217	No
80	GOM_NL__2PRFIN20081124_084733_00000762074_00093_35217_4730.N1	24-NOV-2008 08:47:33	Twilight	75.500	30	46Eps Ori	1.6940	30000.	151	35217	No
81	GOM_NL__2PRFIN20081124_085032_00000732074_00093_35217_4731.N1	24-NOV-2008 08:50:32	Bright	72.500	27	24Gam Ori	1.6360	26000.	145	35217	No
82	GOM_NL__2PRFIN20081124_085311_00000442074_00093_35217_4732.N1	24-NOV-2008 08:53:11	Twilight	44.000	14	58Alp Ori	0.87000	3000.0	88	35217	No
83	GOM_NL__2PRFIN20081124_085842_00000492074_00093_35217_4733.N1	24-NOV-2008 08:58:42	Bright	49.000	114	3lot Aur	2.6930	4600.0	98	35217	No
84	GOM_NL__2PRFIN20081124_090309_00000502074_00093_35217_4734.N1	24-NOV-2008 09:03:09	Bright	50.000	6	13Alp Aur	0.080000	3400.0	100	35217	No
85	GOM_NL__2PRFIN20081124_090527_00000562074_00093_35217_4735.N1	24-NOV-2008 09:05:27	Bright	55.500	42	34Bet Aur	1.9000	10200.	111	35217	No
86	GOM_NL__2PRFIN20081124_092440_00000502074_00093_35217_4736.N1	24-NOV-2008 09:24:40	Bright	49.500	174	52Psi UMa	3.0040	4400.0	99	35217	No
87	GOM_NL__2PRFIN20081124_093433_00000582074_00093_35217_4737.N1	24-NOV-2008 09:34:33	Bright	58.000	96	68Del Leo	2.5600	9300.0	116	35217	No
88	GOM_NL__2PRFIN20081124_093756_00000112074_00093_35217_4738.N1	24-NOV-2008 09:37:56	Twilight	111.00	51	41Gam1Leo	2.0100	4500.0	222	35217	No
89	GOM_NL__2PRFIN20081124_100520_00000582074_00094_35218_5102.N1	24-NOV-2008 10:05:20	Dark	57.500	70	Zet Pup	2.2460	39000.	115	35218	No
90	GOM_NL__2PRFIN20081124_100905_00000662074_00094_35218_5103.N1	24-NOV-2008 10:09:05	Dark	65.500	117	Pi Pup	2.7060	3800.0	131	35218	No
91	GOM_NL__2PRFIN20081124_101304_00000712074_00094_35218_5104.N1	24-NOV-2008 10:13:04	Dark	71.000	23	21Eps CMa	1.5020	26000.	142	35218	No
92	GOM_NL__2PRFIN20081124_101521_00000822074_00094_35218_5105.N1	24-NOV-2008 10:15:21	Straylight	81.500	179	24Omi2CMa	3.0320	24000.	163	35218	No
93	GOM_NL__2PRFIN20081124_102027_00000892074_00094_35218_5106.N1	24-NOV-2008 10:20:27	Straylight	88.500	1	9Alp CMa	-1.4400	11000.	177	35218	No
94	GOM_NL__2PRFIN20081124_102432_00000702074_00094_35218_5107.N1	24-NOV-2008 10:24:32	Straylight	70.000	7	19Bet Ori	0.10000	14000.	140	35218	No
95	GOM_NL__2PRFIN20081124_102808_00000732074_00094_35218_5108.N1	24-NOV-2008 10:28:08	Twilight	73.000	30	46Eps Ori	1.6940	30000.	146	35218	No
96	GOM_NL__2PRFIN20081124_103300_00000492074_00094_35218_5109.N1	24-NOV-2008 10:33:00	Bright	49.000	13	87Alp Tau	0.86700	3800.0	98	35218	No
97	GOM_NL__2PRFIN20081124_103918_00000512074_00094_35218_5110.N1	24-NOV-2008 10:39:18	Bright	50.500	114	3lot Aur	2.6930	4600.0	101	35218	No
98	GOM_NL__2PRFIN20081124_104344_00000592074_00094_35218_5111.N1	24-NOV-2008 10:43:44	Bright	58.500	6	13Alp Aur	0.080000	3400.0	117	35218	No
99	GOM_NL__2PRFIN20081124_104602_00000552074_00094_35218_5112.N1	24-NOV-2008 10:46:02	Bright	55.000	42	34Bet Aur	1.9000	10200.	110	35218	No
100	GOM_NL__2PRFIN20081124_110516_00000472074_00094_35218_5113.N1	24-NOV-2008 11:05:16	Bright	47.000	174	52Psi UMa	3.0040	4400.0	94	35218	No
101	GOM_NL__2PRFIN20081124_111510_00000562074_00094_35218_5114.N1	24-NOV-2008 11:15:10	Bright	56.000	96	68Del Leo	2.5600	9300.0	112	35218	No

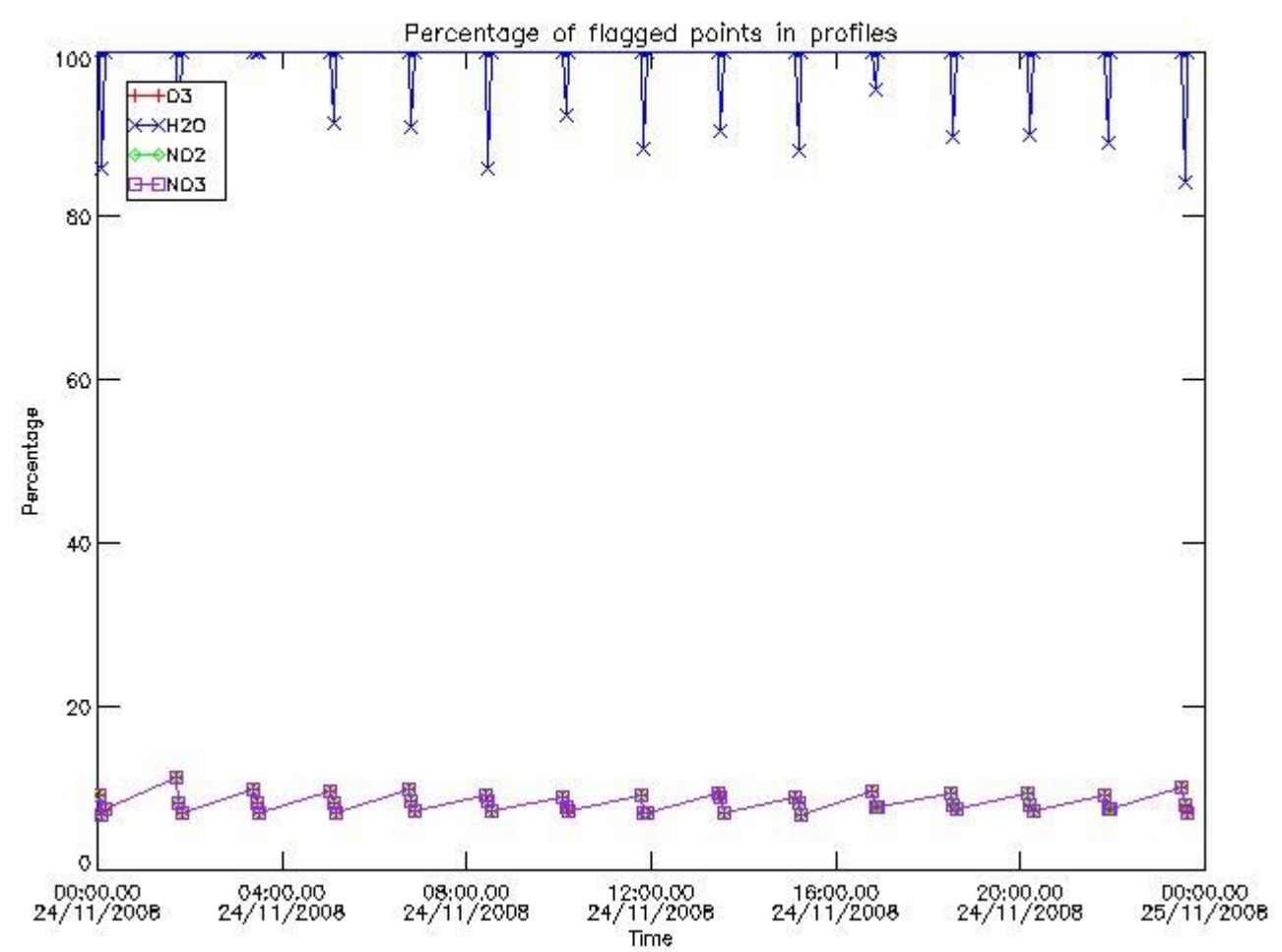
102	GOM_NL__2PRFIN20081124_111833_000001032074_00094_35218_5115.N1	24-NOV-2008 11:18:33	Twilight	103.00	51	41Gam1Leo	2.0100	4500.0	206	35218	No
103	GOM_NL__2PRFIN20081124_114557_000000562074_00095_35219_5107.N1	24-NOV-2008 11:45:57	Dark	56.000	70	Zet Pup	2.2460	39000.	112	35219	No
104	GOM_NL__2PRFIN20081124_114942_000000732074_00095_35219_5108.N1	24-NOV-2008 11:49:42	Dark	72.500	117	Pi Pup	2.7060	3800.0	145	35219	No
105	GOM_NL__2PRFIN20081124_115341_000000742074_00095_35219_5109.N1	24-NOV-2008 11:53:41	Dark	74.000	23	21Eps CMa	1.5020	26000.	148	35219	No
106	GOM_NL__2PRFIN20081124_115558_000000792074_00095_35219_5110.N1	24-NOV-2008 11:55:58	Straylight	79.000	179	24Omi2CMa	3.0320	24000.	158	35219	No
107	GOM_NL__2PRFIN20081124_120103_000000892074_00095_35219_5111.N1	24-NOV-2008 12:01:03	Straylight	89.000	1	9Alp CMa	-1.4400	11000.	178	35219	No
108	GOM_NL__2PRFIN20081124_120507_000000692074_00095_35219_5112.N1	24-NOV-2008 12:05:07	Straylight	68.500	7	19Bet Ori	0.10000	14000.	137	35219	No
109	GOM_NL__2PRFIN20081124_120844_000000762074_00095_35219_5113.N1	24-NOV-2008 12:08:44	Twilight	76.000	30	46Eps Ori	1.6940	30000.	152	35219	No
110	GOM_NL__2PRFIN20081124_121336_000000552074_00095_35219_5114.N1	24-NOV-2008 12:13:36	Bright	55.000	13	87Alp Tau	0.86700	3800.0	110	35219	No
111	GOM_NL__2PRFIN20081124_121953_000000472074_00095_35219_5115.N1	24-NOV-2008 12:19:53	Bright	47.000	114	3lot Aur	2.6930	4600.0	94	35219	No
112	GOM_NL__2PRFIN20081124_122419_000000522074_00095_35219_5116.N1	24-NOV-2008 12:24:19	Bright	52.000	6	13Alp Aur	0.080000	3400.0	104	35219	No
113	GOM_NL__2PRFIN20081124_122637_000000572074_00095_35219_5117.N1	24-NOV-2008 12:26:37	Bright	56.500	42	34Bet Aur	1.9000	10200.	113	35219	No
114	GOM_NL__2PRFIN20081124_124551_000000472074_00095_35219_5118.N1	24-NOV-2008 12:45:51	Bright	47.000	174	52Psi UMa	3.0040	4400.0	94	35219	No
115	GOM_NL__2PRFIN20081124_125546_000000582074_00095_35219_5119.N1	24-NOV-2008 12:55:46	Bright	58.000	96	68Del Leo	2.5600	9300.0	116	35219	No
116	GOM_NL__2PRFIN20081124_125910_000001032074_00095_35219_5120.N1	24-NOV-2008 12:59:10	Twilight	103.00	51	41Gam1Leo	2.0100	4500.0	206	35219	No
117	GOM_NL__2PRFIN20081124_132634_000000552074_00096_35220_5113.N1	24-NOV-2008 13:26:34	Dark	54.500	70	Zet Pup	2.2460	39000.	109	35220	No
118	GOM_NL__2PRFIN20081124_133019_000000582074_00096_35220_5114.N1	24-NOV-2008 13:30:19	Dark	57.500	117	Pi Pup	2.7060	3800.0	115	35220	No
119	GOM_NL__2PRFIN20081124_133418_000000742074_00096_35220_5115.N1	24-NOV-2008 13:34:18	Dark	74.000	23	21Eps CMa	1.5020	26000.	148	35220	No
120	GOM_NL__2PRFIN20081124_133634_000000862074_00096_35220_5116.N1	24-NOV-2008 13:36:34	Straylight	85.500	179	24Omi2CMa	3.0320	24000.	171	35220	No
121	GOM_NL__2PRFIN20081124_134139_000000932074_00096_35220_5117.N1	24-NOV-2008 13:41:39	Straylight	93.000	1	9Alp CMa	-1.4400	11000.	186	35220	No
122	GOM_NL__2PRFIN20081124_134543_000000692074_00096_35220_5118.N1	24-NOV-2008 13:45:43	Straylight	68.500	7	19Bet Ori	0.10000	14000.	137	35220	No
123	GOM_NL__2PRFIN20081124_134919_000000752074_00096_35220_5119.N1	24-NOV-2008 13:49:19	Twilight	75.000	30	46Eps Ori	1.6940	30000.	150	35220	No
124	GOM_NL__2PRFIN20081124_135411_000000562074_00096_35220_5120.N1	24-NOV-2008 13:54:11	Bright	56.000	13	87Alp Tau	0.86700	3800.0	112	35220	No
125	GOM_NL__2PRFIN20081124_140028_000000502074_00096_35220_5121.N1	24-NOV-2008 14:00:28	Bright	49.500	114	3lot Aur	2.6930	4600.0	99	35220	No
126	GOM_NL__2PRFIN20081124_140454_000000502074_00096_35220_5122.N1	24-NOV-2008 14:04:54	Bright	49.500	6	13Alp Aur	0.080000	3400.0	99	35220	No
127	GOM_NL__2PRFIN20081124_140712_000000512074_00096_35220_5123.N1	24-NOV-2008 14:07:12	Bright	50.500	42	34Bet Aur	1.9000	10200.	101	35220	No
128	GOM_NL__2PRFIN20081124_142627_000000492074_00096_35220_5124.N1	24-NOV-2008 14:26:27	Bright	48.500	174	52Psi UMa	3.0040	4400.0	97	35220	No
129	GOM_NL__2PRFIN20081124_143623_000000572074_00096_35220_5125.N1	24-NOV-2008 14:36:23	Bright	57.000	96	68Del Leo	2.5600	9300.0	114	35220	No
130	GOM_NL__2PRFIN20081124_143948_000000962074_00096_35220_5126.N1	24-NOV-2008 14:39:48	Twilight	96.000	51	41Gam1Leo	2.0100	4500.0	192	35220	No
131	GOM_NL__2PRFIN20081124_150711_000000572074_00097_35221_5124.N1	24-NOV-2008 15:07:11	Dark	56.500	70	Zet Pup	2.2460	39000.	113	35221	No
132	GOM_NL__2PRFIN20081124_151056_000000632074_00097_35221_5125.N1	24-NOV-2008 15:10:56	Dark	63.000	117	Pi Pup	2.7060	3800.0	126	35221	No
133	GOM_NL__2PRFIN20081124_151455_000000762074_00097_35221_5126.N1	24-NOV-2008 15:14:55	Dark	76.000	23	21Eps CMa	1.5020	26000.	152	35221	No
134	GOM_NL__2PRFIN20081124_151711_000000822074_00097_35221_5127.N1	24-NOV-2008 15:17:11	Straylight	81.500	179	24Omi2CMa	3.0320	24000.	163	35221	No
135	GOM_NL__2PRFIN20081124_152215_000000932074_00097_35221_5128.N1	24-NOV-2008 15:22:15	Straylight	93.000	1	9Alp CMa	-1.4400	11000.	186	35221	No
136	GOM_NL__2PRFIN20081124_152619_000000672074_00097_35221_5129.N1	24-NOV-2008 15:26:19	Straylight	67.000	7	19Bet Ori	0.10000	14000.	134	35221	No
137	GOM_NL__2PRFIN20081124_152954_000000752074_00097_35221_5130.N1	24-NOV-2008 15:29:54	Twilight	74.500	30	46Eps Ori	1.6940	30000.	149	35221	No
138	GOM_NL__2PRFIN20081124_153446_000000562074_00097_35221_5131.N1	24-NOV-2008 15:34:46	Bright	55.500	13	87Alp Tau	0.86700	3800.0	111	35221	No
139	GOM_NL__2PRFIN20081124_154103_000000512074_00097_35221_5132.N1	24-NOV-2008 15:41:03	Bright	50.500	114	3lot Aur	2.6930	4600.0	101	35221	No
140	GOM_NL__2PRFIN20081124_154529_000000502074_00097_35221_5133.N1	24-NOV-2008 15:45:29	Bright	49.500	6	13Alp Aur	0.080000	3400.0	99	35221	No
141	GOM_NL__2PRFIN20081124_154746_000000562074_00097_35221_5134.N1	24-NOV-2008 15:47:46	Bright	56.000	42	34Bet Aur	1.9000	10200.	112	35221	No
142	GOM_NL__2PRFIN20081124_160703_000000472074_00097_35221_5135.N1	24-NOV-2008 16:07:03	Bright	47.000	174	52Psi UMa	3.0040	4400.0	94	35221	No
143	GOM_NL__2PRFIN20081124_161659_000000612074_00097_35221_5136.N1	24-NOV-2008 16:16:59	Bright	61.000	96	68Del Leo	2.5600	9300.0	122	35221	No
144	GOM_NL__2PRFIN20081124_162026_000000962074_00097_35221_5137.N1	24-NOV-2008 16:20:26	Twilight	96.000	51	41Gam1Leo	2.0100	4500.0	192	35221	No
145	GOM_NL__2PRFIN20081124_164748_000000542074_00098_35222_5127.N1	24-NOV-2008 16:47:48	Dark	53.500	70	Zet Pup	2.2460	39000.	107	35222	No
146	GOM_NL__2PRFIN20081124_165133_000000662074_00098_35222_5128.N1	24-NOV-2008 16:51:33	Dark	65.500	117	Pi Pup	2.7060	3800.0	131	35222	No
147	GOM_NL__2PRFIN20081124_165531_000000732074_00098_35222_5129.N1	24-NOV-2008 16:55:31	Dark	73.000	23	21Eps CMa	1.5020	26000.	146	35222	No
148	GOM_NL__2PRFIN20081124_165748_000000812074_00098_35222_5130.N1	24-NOV-2008 16:57:48	Straylight	81.000	179	24Omi2CMa	3.0320	24000.	162	35222	No
149	GOM_NL__2PRFIN20081124_170251_000000982074_00098_35222_5131.N1	24-NOV-2008 17:02:51	Straylight	98.000	1	9Alp CMa	-1.4400	11000.	196	35222	No
150	GOM_NL__2PRFIN20081124_170655_000000662074_00098_35222_5132.N1	24-NOV-2008 17:06:55	Straylight	66.000	7	19Bet Ori	0.10000	14000.	132	35222	No
151	GOM_NL__2PRFIN20081124_171030_000000752074_00098_35222_5133.N1	24-NOV-2008 17:10:30	Twilight	74.500	30	46Eps Ori	1.6940	30000.	149	35222	No
152	GOM_NL__2PRFIN20081124_171522_000000552074_00098_35222_5134.N1	24-NOV-2008 17:15:22	Bright	54.500	13	87Alp Tau	0.86700	3800.0	109	35222	No
153	GOM_NL__2PRFIN20081124_172138_000000522074_00098_35222_5135.N1	24-NOV-2008 17:21:38	Bright	51.500	114	3lot Aur	2.6930	4600.0	103	35222	No
154	GOM_NL__2PRFIN20081124_172604_000000602074_00098_35222_5136.N1	24-NOV-2008 17:26:04	Bright	60.000	6	13Alp Aur	0.080000	3400.0	120	35222	No
155	GOM_NL__2PRFIN20081124_172821_000000562074_00098_35222_5137.N1	24-NOV-2008 17:28:21	Bright	55.500	42	34Bet Aur	1.9000	10200.	111	35222	No
156	GOM_NL__2PRFIN20081124_174739_000000492074_00098_35222_5138.N1	24-NOV-2008 17:47:39	Bright	48.500	174	52Psi UMa	3.0040	4400.0	97	35222	No
157	GOM_NL__2PRFIN20081124_175736_000000602074_00098_35222_5139.N1	24-NOV-2008 17:57:36	Bright	59.500	96	68Del Leo	2.5600	9300.0	119	35222	No
158	GOM_NL__2PRFIN20081124_180103_000000882074_00098_35222_5140.N1	24-NOV-2008 18:01:03	Twilight	88.000	51	41Gam1Leo	2.0100	4500.0	176	35222	No
159	GOM_NL__2PRFIN20081124_182826_000000542074_00099_35223_6068.N1	24-NOV-2008 18:28:26	Dark	54.000	70	Zet Pup	2.2460	39000.	108	35223	No
160	GOM_NL__2PRFIN20081124_183210_000000632074_00099_35223_6069.N1	24-NOV-2008 18:32:10	Dark	63.000	117	Pi Pup	2.7060	3800.0	126	35223	No

161	GOM_NL__2PRFIN20081124_183608_000000692074_00099_35223_6070.N1	24-NOV-2008 18:36:08	Dark	68.500	23	21Eps CMa	1.5020	26000.	137	35223	No
162	GOM_NL__2PRFIN20081124_183825_000000792074_00099_35223_6071.N1	24-NOV-2008 18:38:25	Straylight	79.000	179	24Omi2CMa	3.0320	24000.	158	35223	No
163	GOM_NL__2PRFIN20081124_184328_000000982074_00099_35223_6072.N1	24-NOV-2008 18:43:28	Straylight	98.000	1	9Alp CMa	-1.4400	11000.	196	35223	No
164	GOM_NL__2PRFIN20081124_184731_000000642074_00099_35223_6073.N1	24-NOV-2008 18:47:31	Straylight	64.000	7	19Bet Ori	0.10000	14000.	128	35223	No
165	GOM_NL__2PRFIN20081124_185105_000000762074_00099_35223_6074.N1	24-NOV-2008 18:51:05	Twilight_stray	76.000	30	46Eps Ori	1.6940	30000.	152	35223	No
166	GOM_NL__2PRFIN20081124_185557_000000542074_00099_35223_6075.N1	24-NOV-2008 18:55:57	Bright	54.000	13	87Alp Tau	0.86700	3800.0	108	35223	No
167	GOM_NL__2PRFIN20081124_190213_000000502074_00099_35223_6076.N1	24-NOV-2008 19:02:13	Bright	49.500	114	3lot Aur	2.6930	4600.0	99	35223	No
168	GOM_NL__2PRFIN20081124_190639_000000492074_00099_35223_6077.N1	24-NOV-2008 19:06:39	Bright	48.500	6	13Alp Aur	0.080000	3400.0	97	35223	No
169	GOM_NL__2PRFIN20081124_190856_000000562074_00099_35223_6078.N1	24-NOV-2008 19:08:56	Bright	55.500	42	34Bet Aur	1.9000	10200.	111	35223	No
170	GOM_NL__2PRFIN20081124_192814_000000492074_00099_35223_6079.N1	24-NOV-2008 19:28:14	Bright	48.500	174	52Psi UMa	3.0040	4400.0	97	35223	No
171	GOM_NL__2PRFIN20081124_193812_000000852074_00099_35223_6080.N1	24-NOV-2008 19:38:12	Bright	85.000	96	68Del Leo	2.5600	9300.0	170	35223	No
172	GOM_NL__2PRFIN20081124_194141_000000882074_00099_35223_6081.N1	24-NOV-2008 19:41:41	Twilight_stray	88.000	51	41Gam1Leo	2.0100	4500.0	176	35223	No
173	GOM_NL__2PRFIN20081124_200903_000000542074_00100_35224_5137.N1	24-NOV-2008 20:09:03	Dark	54.000	70	Zet Pup	2.2460	39000.	108	35224	No
174	GOM_NL__2PRFIN20081124_201247_000000642074_00100_35224_5138.N1	24-NOV-2008 20:12:47	Dark	64.000	117	Pi Pup	2.7060	3800.0	128	35224	No
175	GOM_NL__2PRFIN20081124_201645_000000712074_00100_35224_5139.N1	24-NOV-2008 20:16:45	Dark	70.500	23	21Eps CMa	1.5020	26000.	141	35224	No
176	GOM_NL__2PRFIN20081124_201901_000000822074_00100_35224_5140.N1	24-NOV-2008 20:19:01	Straylight	81.500	179	24Omi2CMa	3.0320	24000.	163	35224	No
177	GOM_NL__2PRFIN20081124_202404_000001022074_00100_35224_5141.N1	24-NOV-2008 20:24:04	Straylight	102.00	1	9Alp CMa	-1.4400	11000.	204	35224	No
178	GOM_NL__2PRFIN20081124_202807_000000672074_00100_35224_5142.N1	24-NOV-2008 20:28:07	Straylight	66.500	7	19Bet Ori	0.10000	14000.	133	35224	No
179	GOM_NL__2PRFIN20081124_203140_000000752074_00100_35224_5143.N1	24-NOV-2008 20:31:40	Twilight_stray	75.000	30	46Eps Ori	1.6940	30000.	150	35224	No
180	GOM_NL__2PRFIN20081124_203633_000000532074_00100_35224_5144.N1	24-NOV-2008 20:36:33	Bright	53.000	13	87Alp Tau	0.86700	3800.0	106	35224	No
181	GOM_NL__2PRFIN20081124_204248_000000502074_00100_35224_5145.N1	24-NOV-2008 20:42:48	Bright	49.500	114	3lot Aur	2.6930	4600.0	99	35224	No
182	GOM_NL__2PRFIN20081124_204715_000000512074_00100_35224_5146.N1	24-NOV-2008 20:47:15	Bright	50.500	6	13Alp Aur	0.080000	3400.0	101	35224	No
183	GOM_NL__2PRFIN20081124_204931_000000552074_00100_35224_5147.N1	24-NOV-2008 20:49:31	Bright	55.000	42	34Bet Aur	1.9000	10200.	110	35224	No
184	GOM_NL__2PRFIN20081124_210850_000000512074_00100_35224_5148.N1	24-NOV-2008 21:08:50	Bright	50.500	174	52Psi UMa	3.0040	4400.0	101	35224	No
185	GOM_NL__2PRFIN20081124_211849_000000572074_00100_35224_5149.N1	24-NOV-2008 21:18:49	Bright	57.000	96	68Del Leo	2.5600	9300.0	114	35224	No
186	GOM_NL__2PRFIN20081124_212218_000000802074_00100_35224_5150.N1	24-NOV-2008 21:22:18	Twilight_stray	79.500	51	41Gam1Leo	2.0100	4500.0	159	35224	No
187	GOM_NL__2PRFIN20081124_214940_000000552074_00101_35225_6358.N1	24-NOV-2008 21:49:40	Dark	55.000	70	Zet Pup	2.2460	39000.	110	35225	No
188	GOM_NL__2PRFIN20081124_215323_000000682074_00101_35225_6359.N1	24-NOV-2008 21:53:23	Dark	67.500	117	Pi Pup	2.7060	3800.0	135	35225	No
189	GOM_NL__2PRFIN20081124_215722_000000742074_00101_35225_6360.N1	24-NOV-2008 21:57:22	Dark	74.000	23	21Eps CMa	1.5020	26000.	148	35225	No
190	GOM_NL__2PRFIN20081124_215938_000000822074_00101_35225_6361.N1	24-NOV-2008 21:59:38	Straylight	81.500	179	24Omi2CMa	3.0320	24000.	163	35225	No
191	GOM_NL__2PRFIN20081124_220440_000001022074_00101_35225_6362.N1	24-NOV-2008 22:04:40	Straylight	102.00	1	9Alp CMa	-1.4400	11000.	204	35225	No
192	GOM_NL__2PRFIN20081124_220842_000000642074_00101_35225_6363.N1	24-NOV-2008 22:08:42	Straylight	63.500	7	19Bet Ori	0.10000	14000.	127	35225	No
193	GOM_NL__2PRFIN20081124_221216_000000762074_00101_35225_6364.N1	24-NOV-2008 22:12:16	Twilight_stray	75.500	30	46Eps Ori	1.6940	30000.	151	35225	No
194	GOM_NL__2PRFIN20081124_221708_000000532074_00101_35225_6365.N1	24-NOV-2008 22:17:08	Bright	53.000	13	87Alp Tau	0.86700	3800.0	106	35225	No
195	GOM_NL__2PRFIN20081124_222323_000000722074_00101_35225_6366.N1	24-NOV-2008 22:23:23	Bright	72.000	114	3lot Aur	2.6930	4600.0	144	35225	No
196	GOM_NL__2PRFIN20081124_222750_000000492074_00101_35225_6367.N1	24-NOV-2008 22:27:50	Bright	49.000	6	13Alp Aur	0.080000	3400.0	98	35225	No
197	GOM_NL__2PRFIN20081124_223006_000000562074_00101_35225_6368.N1	24-NOV-2008 22:30:06	Bright	55.500	42	34Bet Aur	1.9000	10200.	111	35225	No
198	GOM_NL__2PRFIN20081124_224926_000000492074_00101_35225_6369.N1	24-NOV-2008 22:49:26	Bright	48.500	174	52Psi UMa	3.0040	4400.0	97	35225	No
199	GOM_NL__2PRFIN20081124_225925_000000572074_00101_35225_6370.N1	24-NOV-2008 22:59:25	Bright	57.000	96	68Del Leo	2.5600	9300.0	114	35225	No
200	GOM_NL__2PRFIN20081124_230256_000000802074_00101_35225_6371.N1	24-NOV-2008 23:02:56	Twilight_stray	79.500	51	41Gam1Leo	2.0100	4500.0	159	35225	No
201	GOM_NL__2PRFIN20081124_233017_000000552074_00102_35226_5154.N1	24-NOV-2008 23:30:17	Dark	55.000	70	Zet Pup	2.2460	39000.	110	35226	No
202	GOM_NL__2PRFIN20081124_233400_000000642074_00102_35226_5155.N1	24-NOV-2008 23:34:00	Dark	63.500	117	Pi Pup	2.7060	3800.0	127	35226	No
203	GOM_NL__2PRFIN20081124_233759_000000732074_00102_35226_5156.N1	24-NOV-2008 23:37:59	Dark	73.000	23	21Eps CMa	1.5020	26000.	146	35226	No
204	GOM_NL__2PRFIN20081124_234015_000000822074_00102_35226_5157.N1	24-NOV-2008 23:40:15	Straylight	81.500	179	24Omi2CMa	3.0320	24000.	163	35226	No
205	GOM_NL__2PRFIN20081124_234516_000001062074_00102_35226_5158.N1	24-NOV-2008 23:45:16	Straylight	106.00	1	9Alp CMa	-1.4400	11000.	212	35226	No
206	GOM_NL__2PRFIN20081124_234918_000000652074_00102_35226_5159.N1	24-NOV-2008 23:49:18	Straylight	65.000	7	19Bet Ori	0.10000	14000.	130	35226	No
207	GOM_NL__2PRFIN20081124_235251_000000732074_00102_35226_5160.N1	24-NOV-2008 23:52:51	Twilight_stray	72.500	30	46Eps Ori	1.6940	30000.	145	35226	No
208	GOM_NL__2PRFIN20081124_235744_000000562074_00102_35226_5161.N1	24-NOV-2008 23:57:44	Bright	55.500	13	87Alp Tau	0.86700	3800.0	111	35226	No

3. Quality information per product

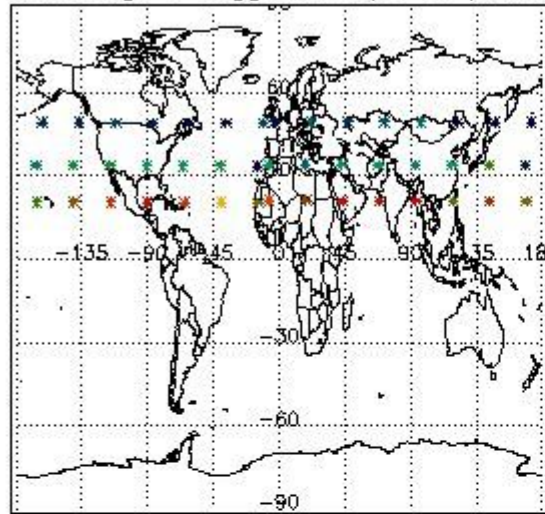
In this section it is plotted some information contained in the Quality Summary data set of the level 2 products. Only products in dark limb conditions and without errors (error flag in the MPH set to "0") are used.

3.1 Plot quality information per product (time dependant)

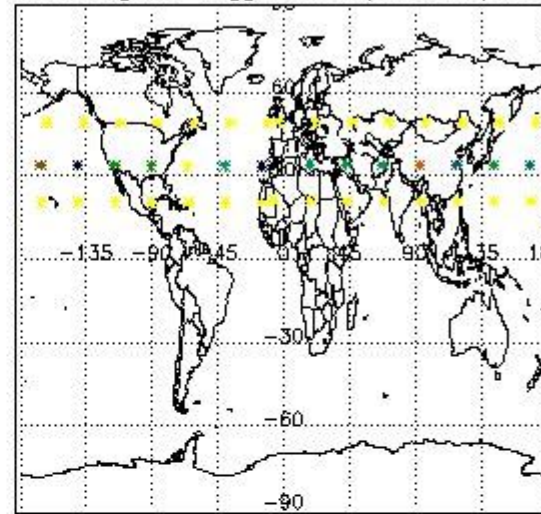


3.2 Plot quality information per product (world map)

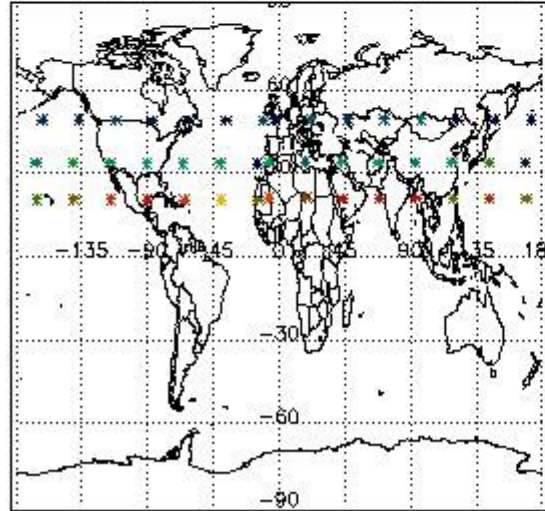
Percentage of flagged data per O3 profile



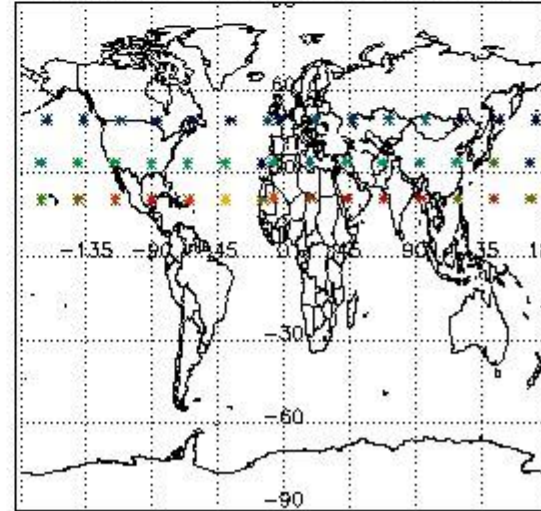
Percentage of flagged data per H2O profile



Percentage of flagged data per NO2 profile



Percentage of flagged data per NO3 profile

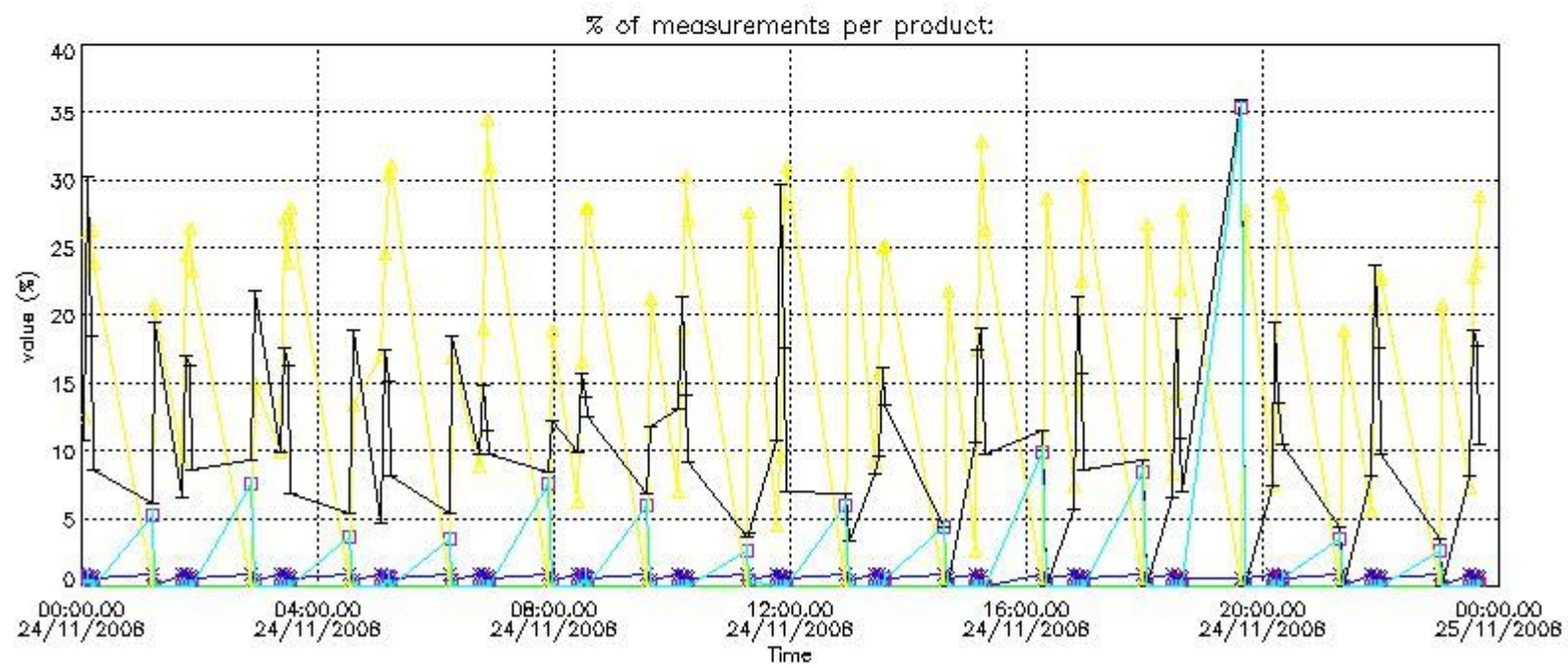


4. Level 1 quality information per product

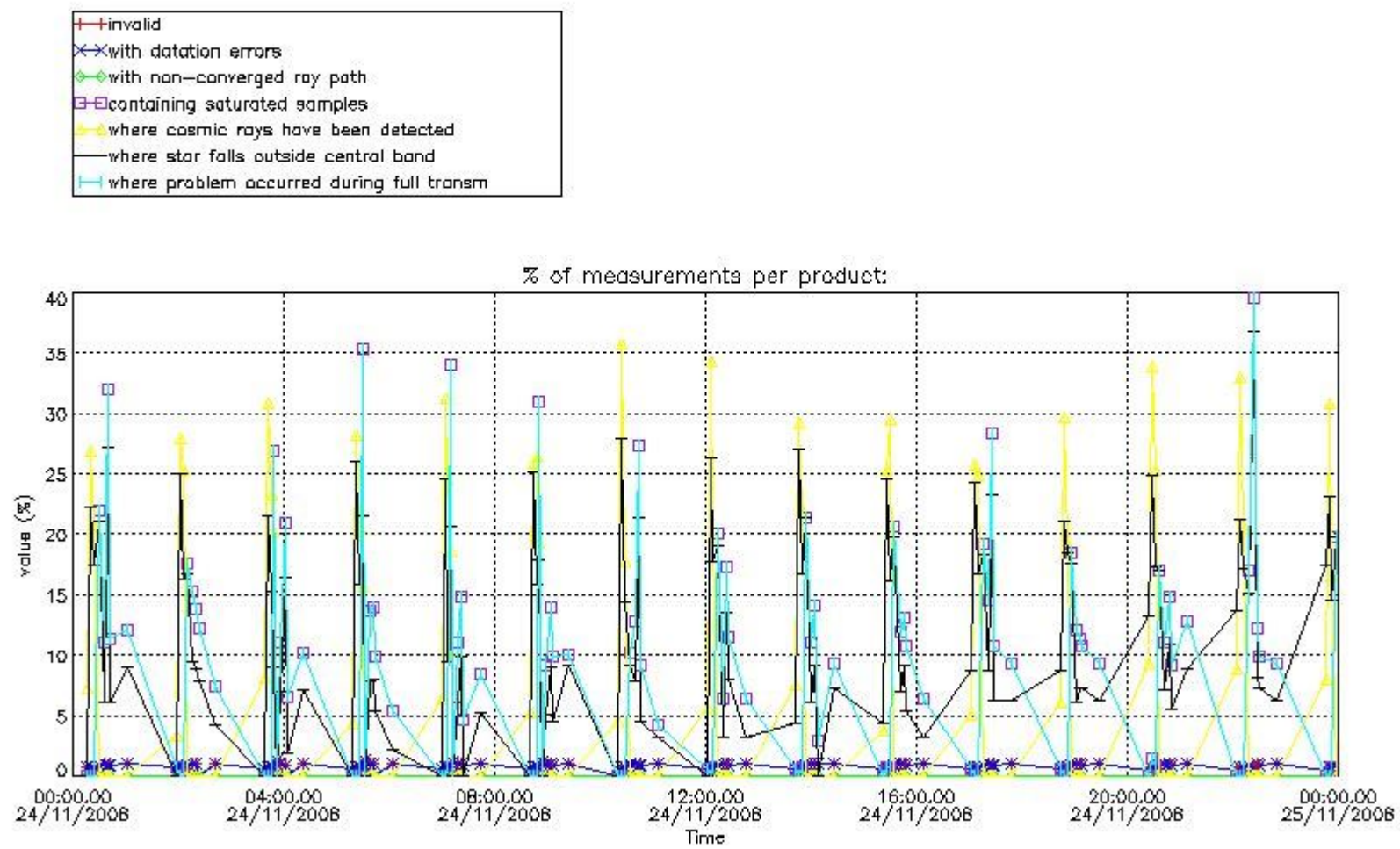
In this section it is plotted some information contained in the Quality Summary data set of the level 2 products that comes from the level 1b processing. Products without errors (error flag in the MPH set to "0") are used.

4.1 Plot quality information per product (time dependant) coming from level 1b processing

4.1.1 Plot level 1 quality information per product (time dependant): ENVISAT ASCENDING passes



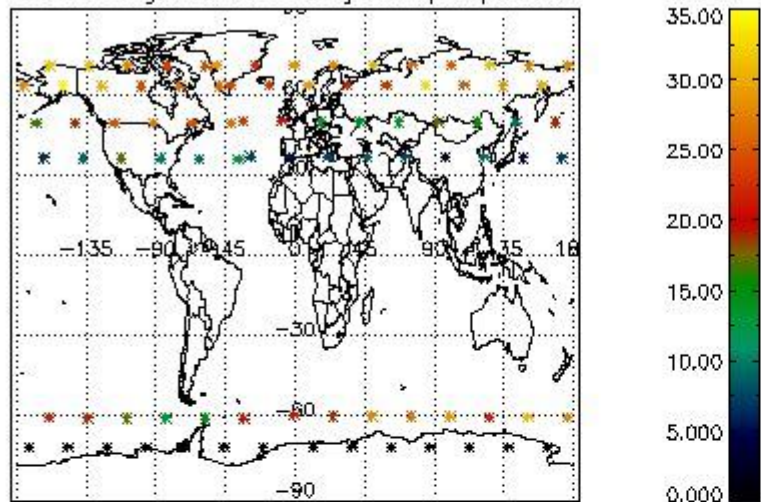
4.1.2 Plot level 1 quality information per product (time dependant): ENVI SAT DESCENDING passes



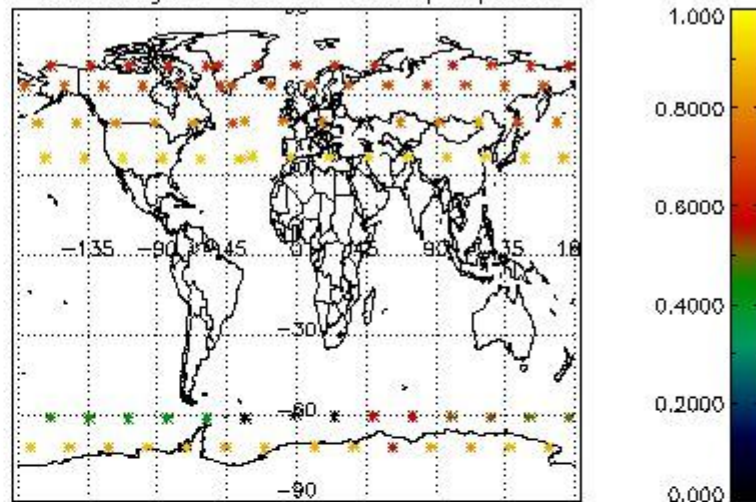
4.2 Plot quality information per product coming from level 1b processing (world map)

4.2.1 Plot level 1 quality information per product (world map): ENVISAT ASCENDING passes

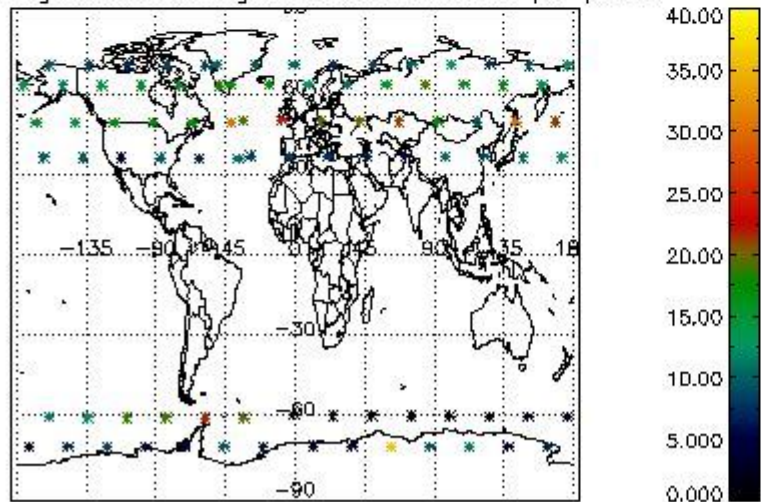
Percentage of cosmic ray hits per profile



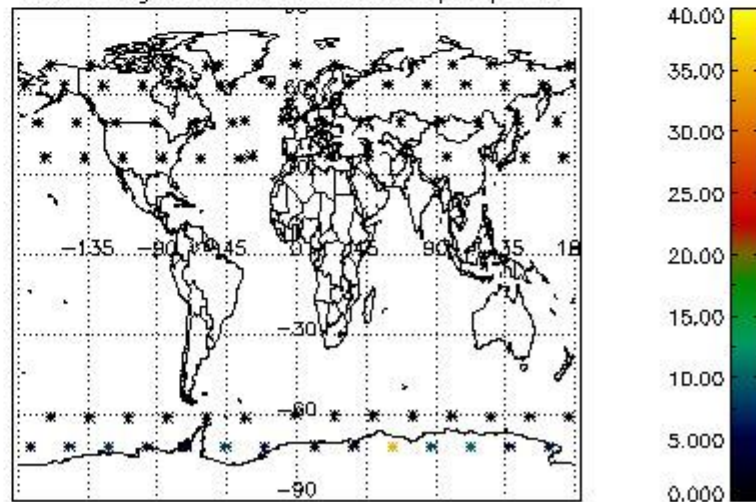
Percentage of datation errors per profile



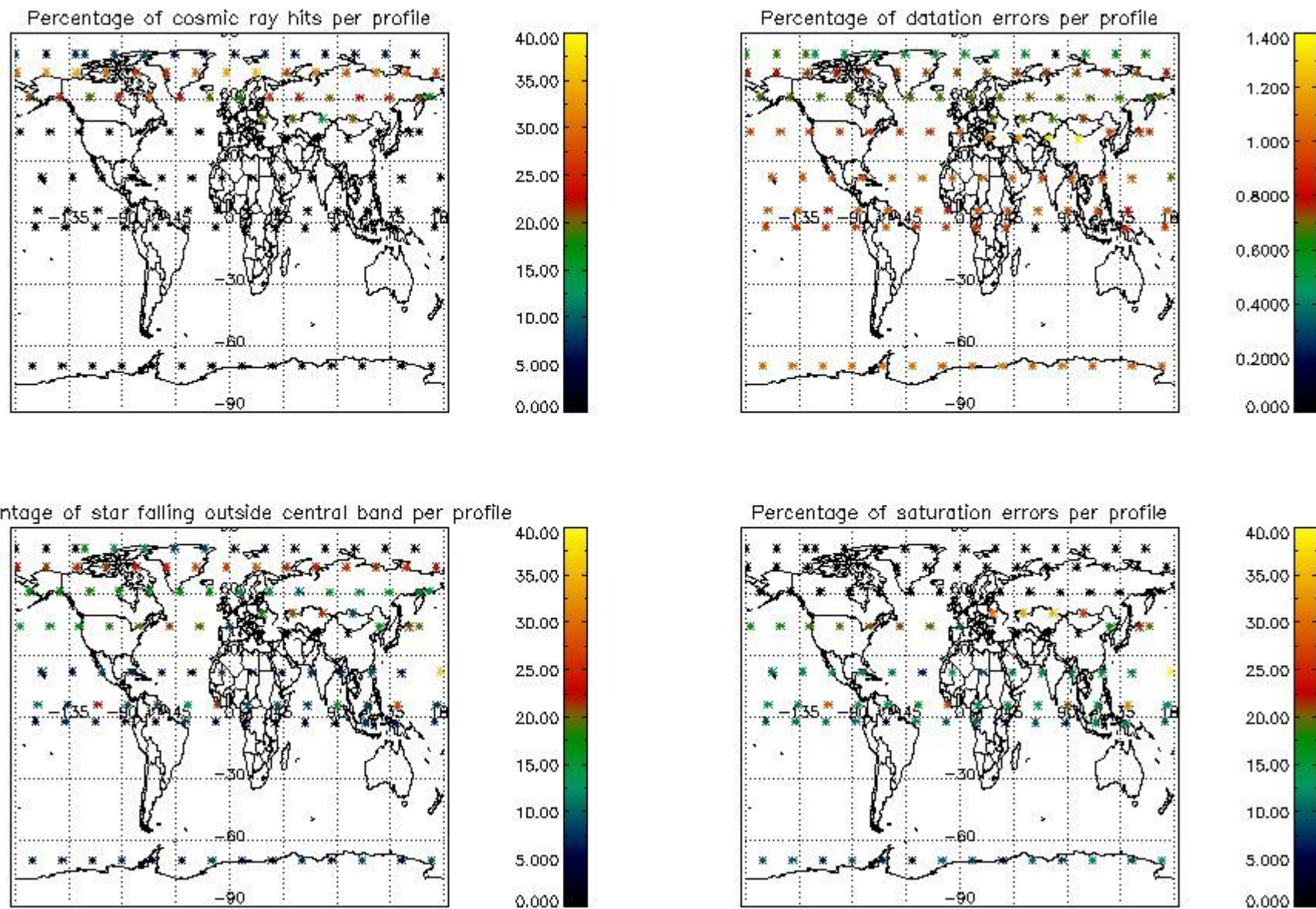
Percentage of star falling outside central band per profile



Percentage of saturation errors per profile



4.2.2 Plot level 1 quality information per product (world map): ENVISAT DESCENDING passes



5. Trace gas profiles

5.1 Ozone statistics based on quality of products

The final quality of the products can be "measured" using the STD (Standard Deviation) attached to every point profile. This information is written to the parameter GOM_NL__2P/NL_LOCAL_SPECIES_DENSITY/o3_std of the level 2 products. The table below shows the statistics for given STD ranges.

The statistics are given with respect to the overall valid production:

- Products without fatal errors: GOM_NL__2P/MPH/PRODUCT_ERR=0
- Valid point profile: GOM_NL__2P/NL_LOCAL_SPECIES_DENSITY/pcd(0)=0

The 'Criteria' is applied to valid points of dark limb products:

- Products in dark limb illumination condition: GOM_NL__2P/NL_SUMMARY_QUALITY/obs_ill_cond=0
- Products without fatal errors: GOM_NL__2P/MPH/PRODUCT_ERR=0
- Valid point profile: GOM_NL__2P/NL_LOCAL_SPECIES_DENSITY/pcd(0)=0

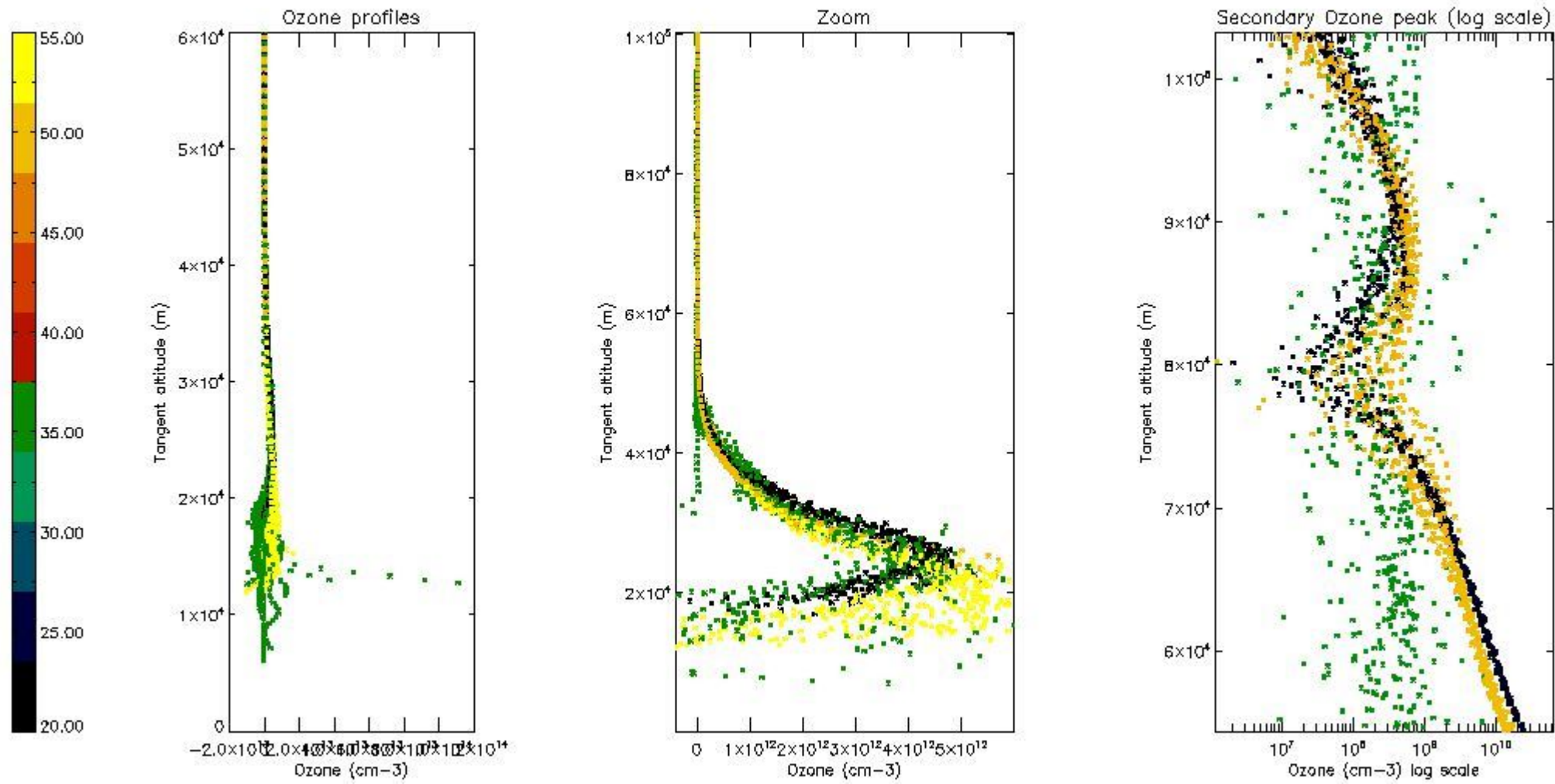
So, the table below shows the percentage of dark limb and valid observations for each criteria with respect to the overall valid daily observations.

Criteria	% of total production
All STD	21
STD < 20	13

STD < 10	10
STD < 5	8

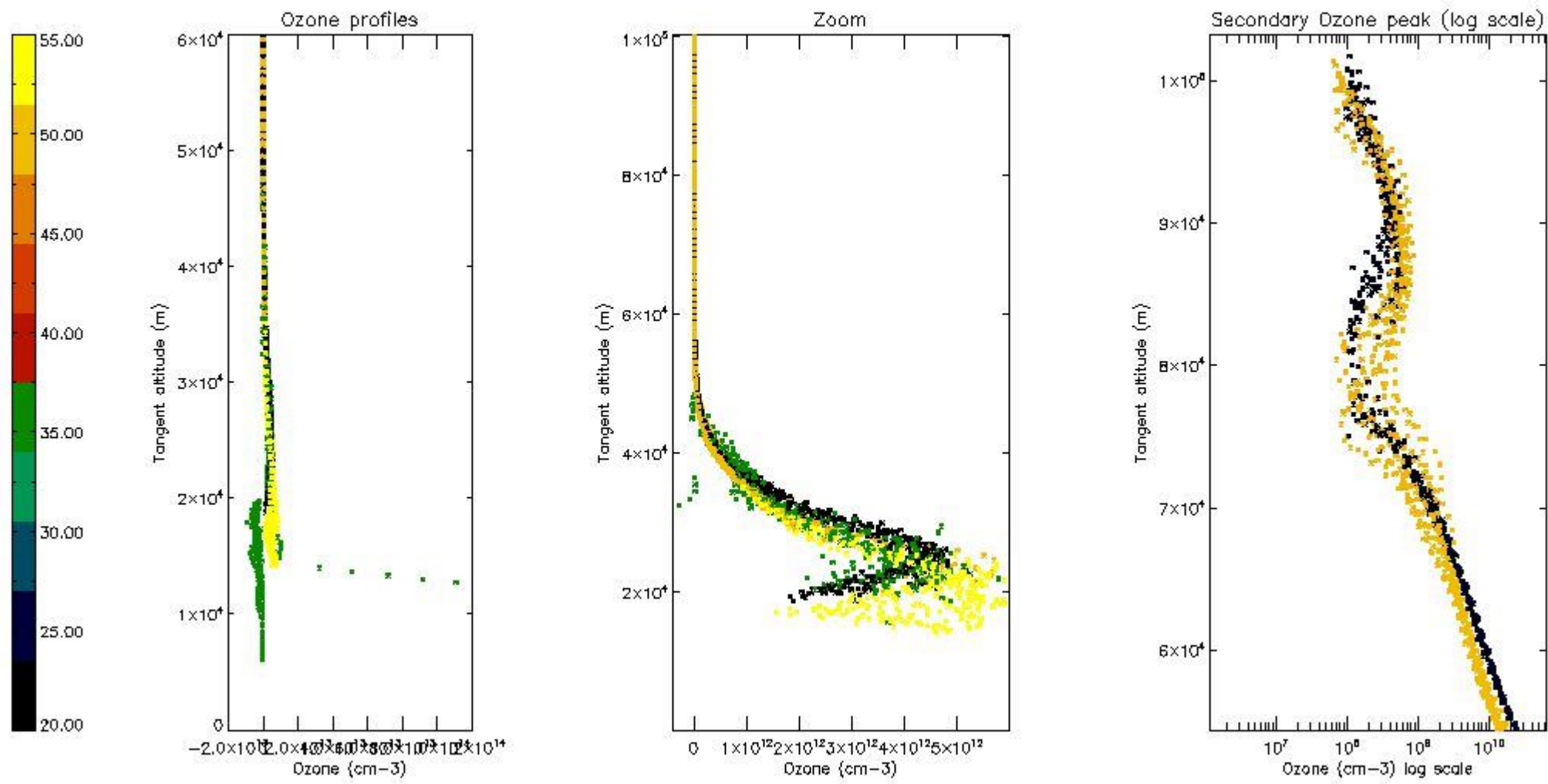
5.2 Plot ozone profiles for all STD (dark without errors)

The colorbar represents the latitude.



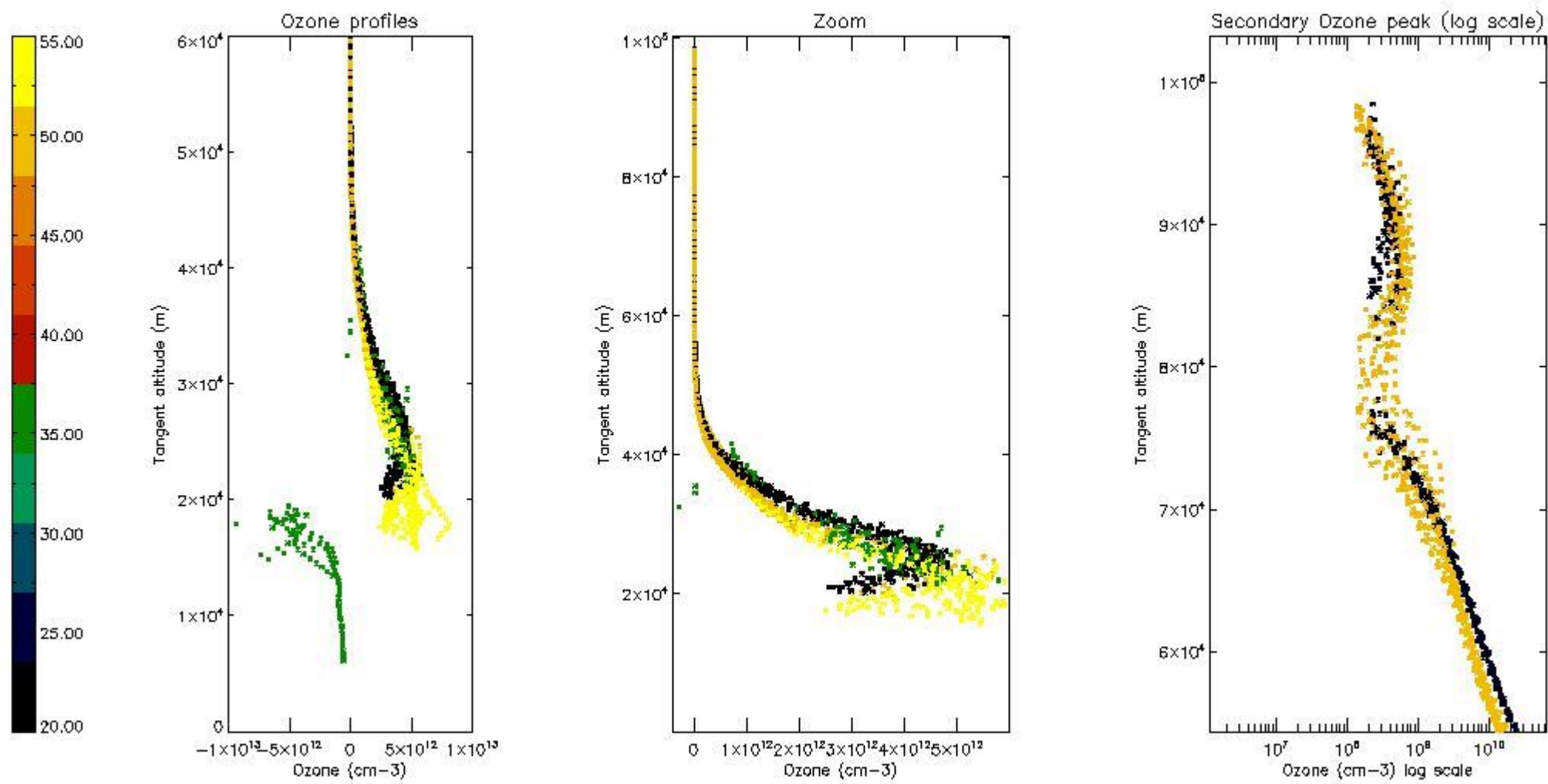
5.3 Plot ozone profiles where STD < 20% (dark without errors)

The colorbar represents the latitude.



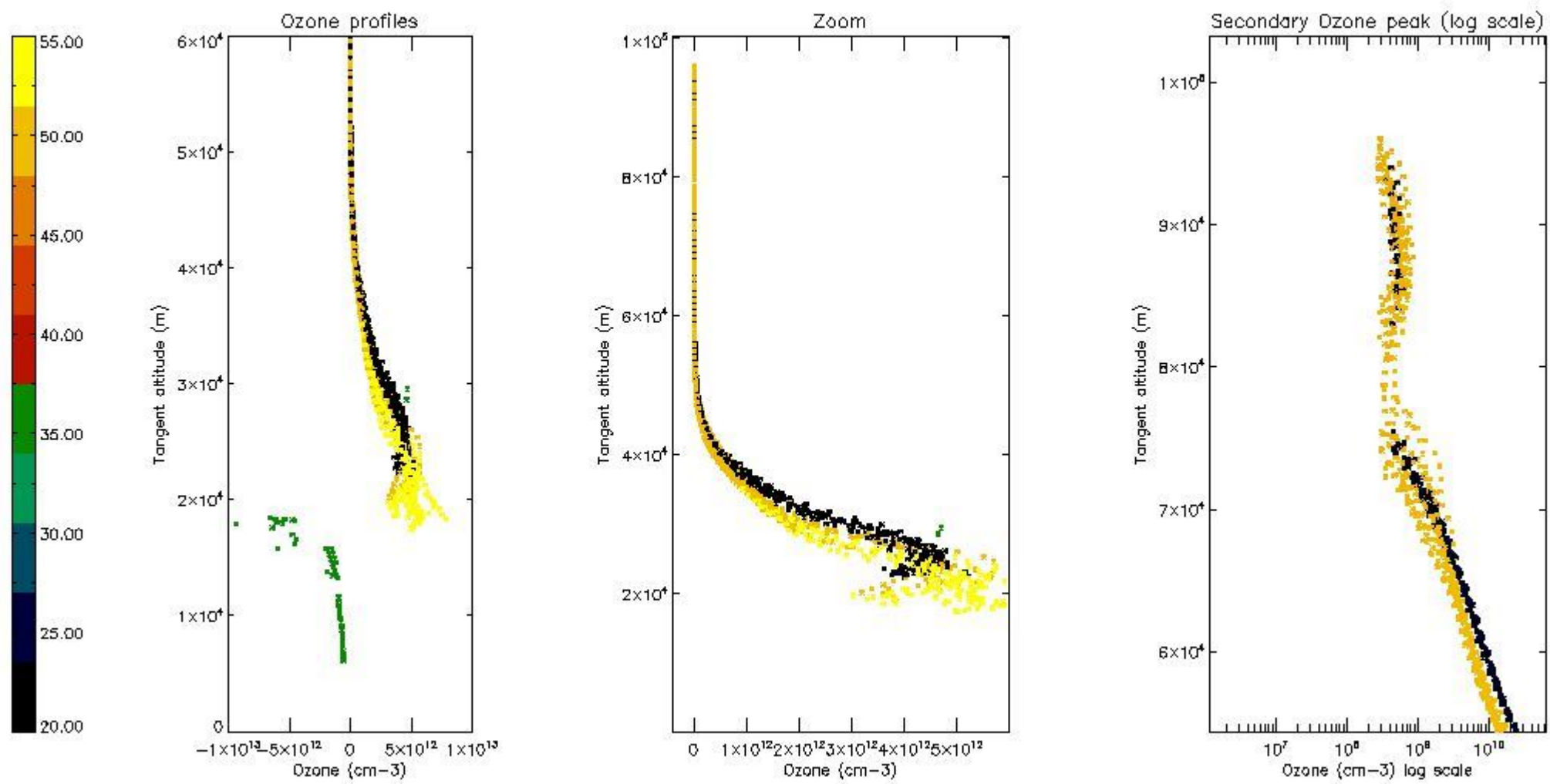
5.4 Plot ozone profiles where $STD < 10\%$ (dark without errors)

The colorbar represents the latitude.



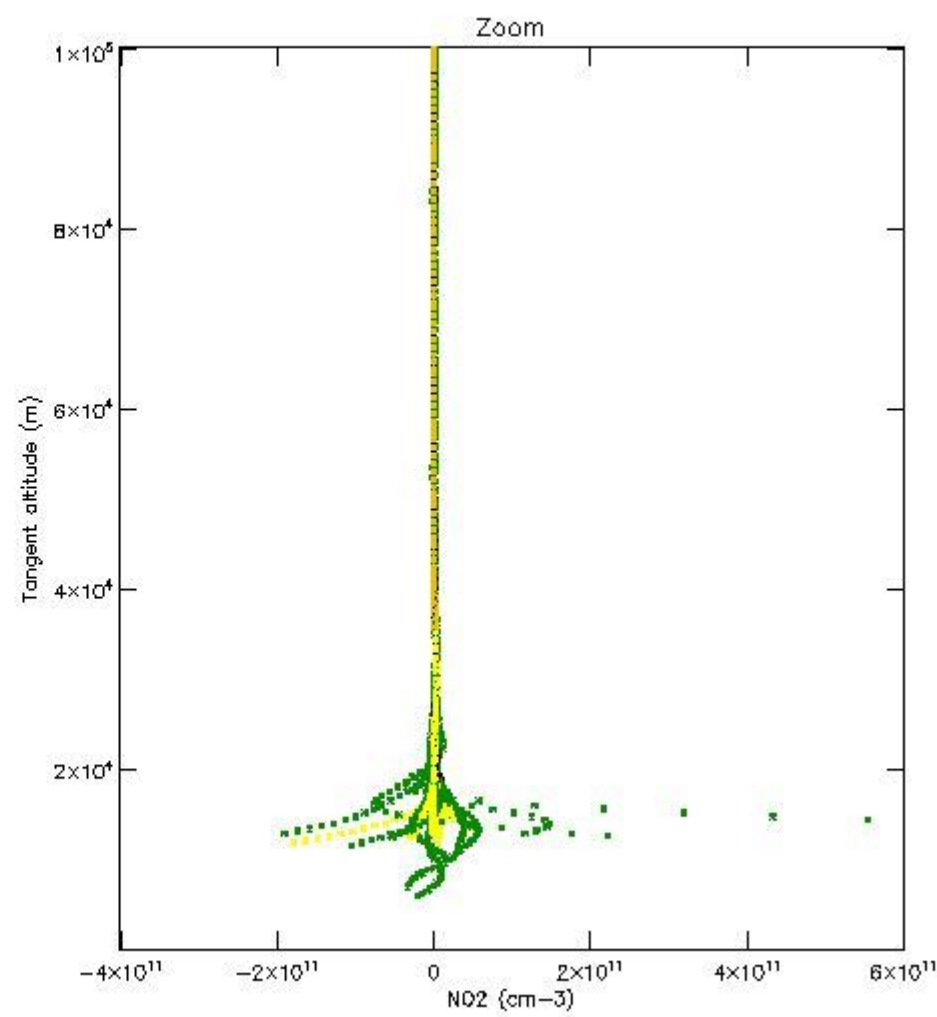
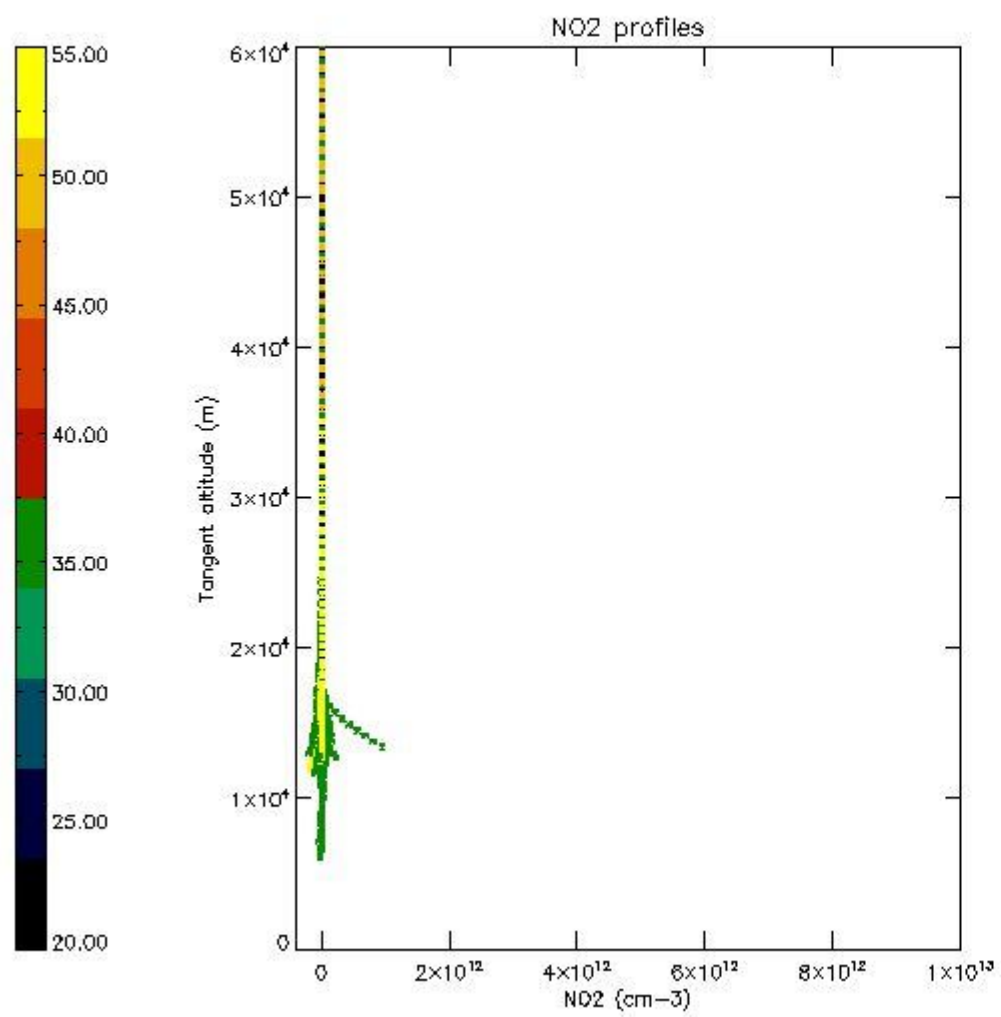
5.5 Plot ozone profiles where STD < 5% (dark without errors)

The colorbar represents the latitude.



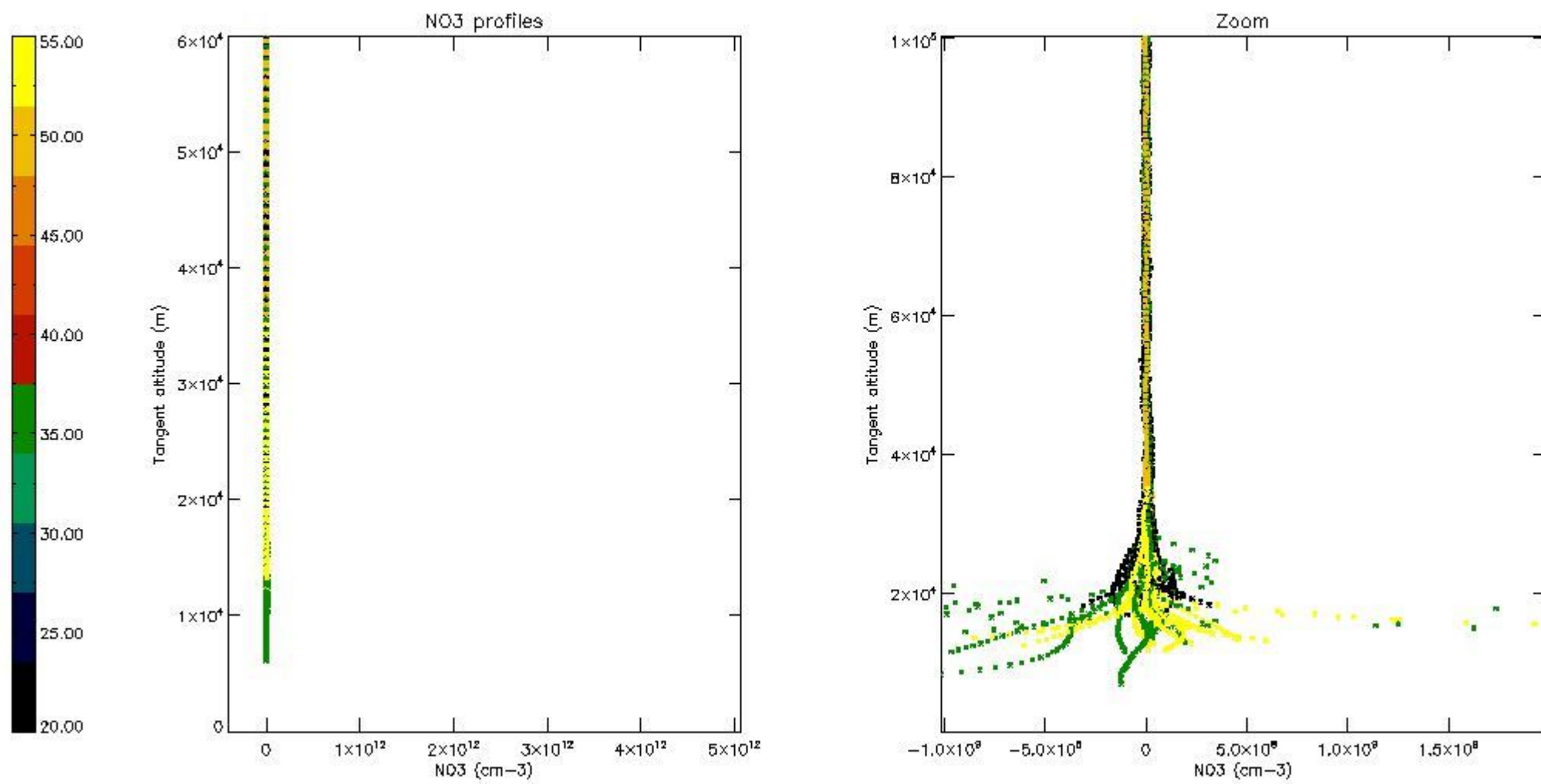
5.6 Plot NO₂ profiles for all STD (dark without errors)

The colorbar represents the latitude.



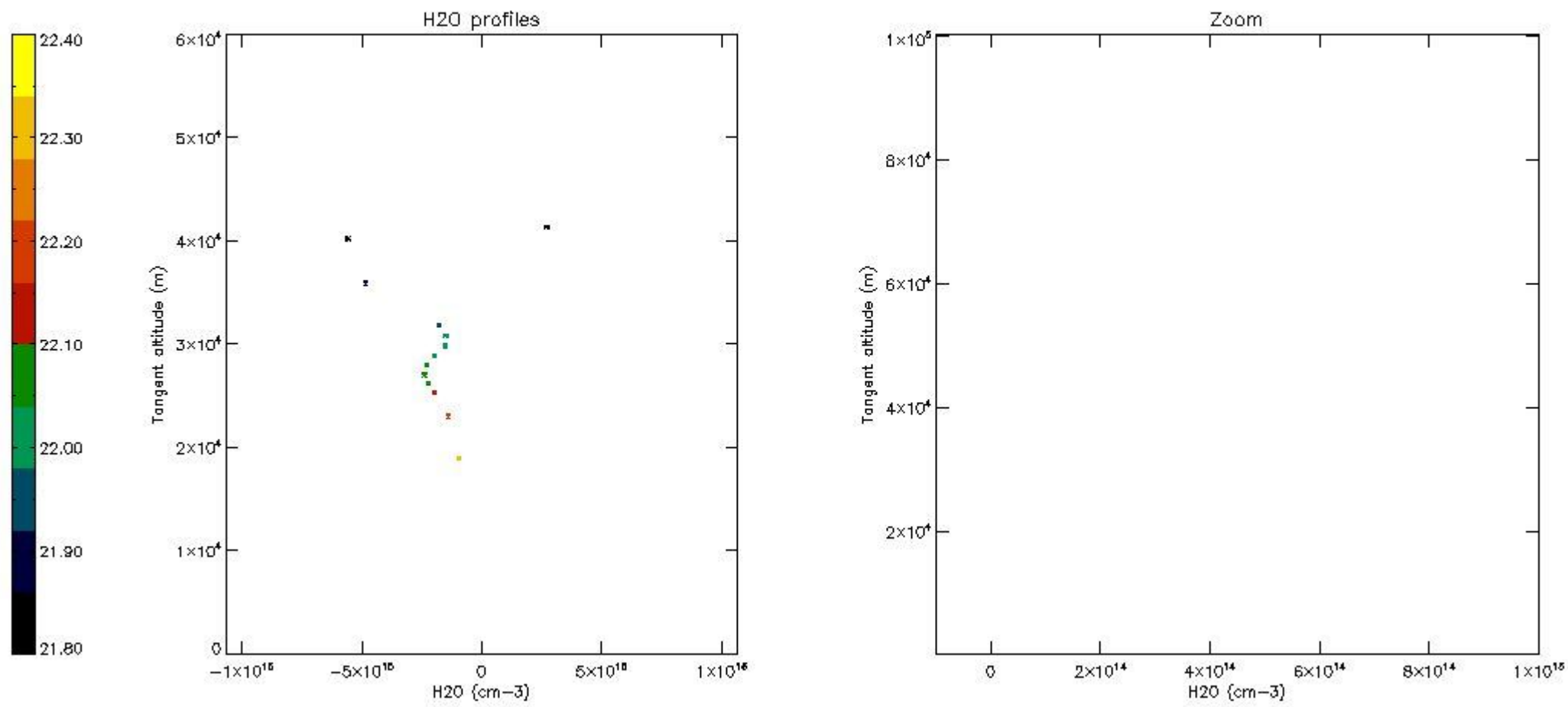
5.7 Plot NO3 profiles for all STD (dark without errors)

The colorbar represents the latitude.



5.8 Plot H₂O profiles for all STD (only for occultations of stars 1,2,3,4,13,14,16,26,63 dark without errors)

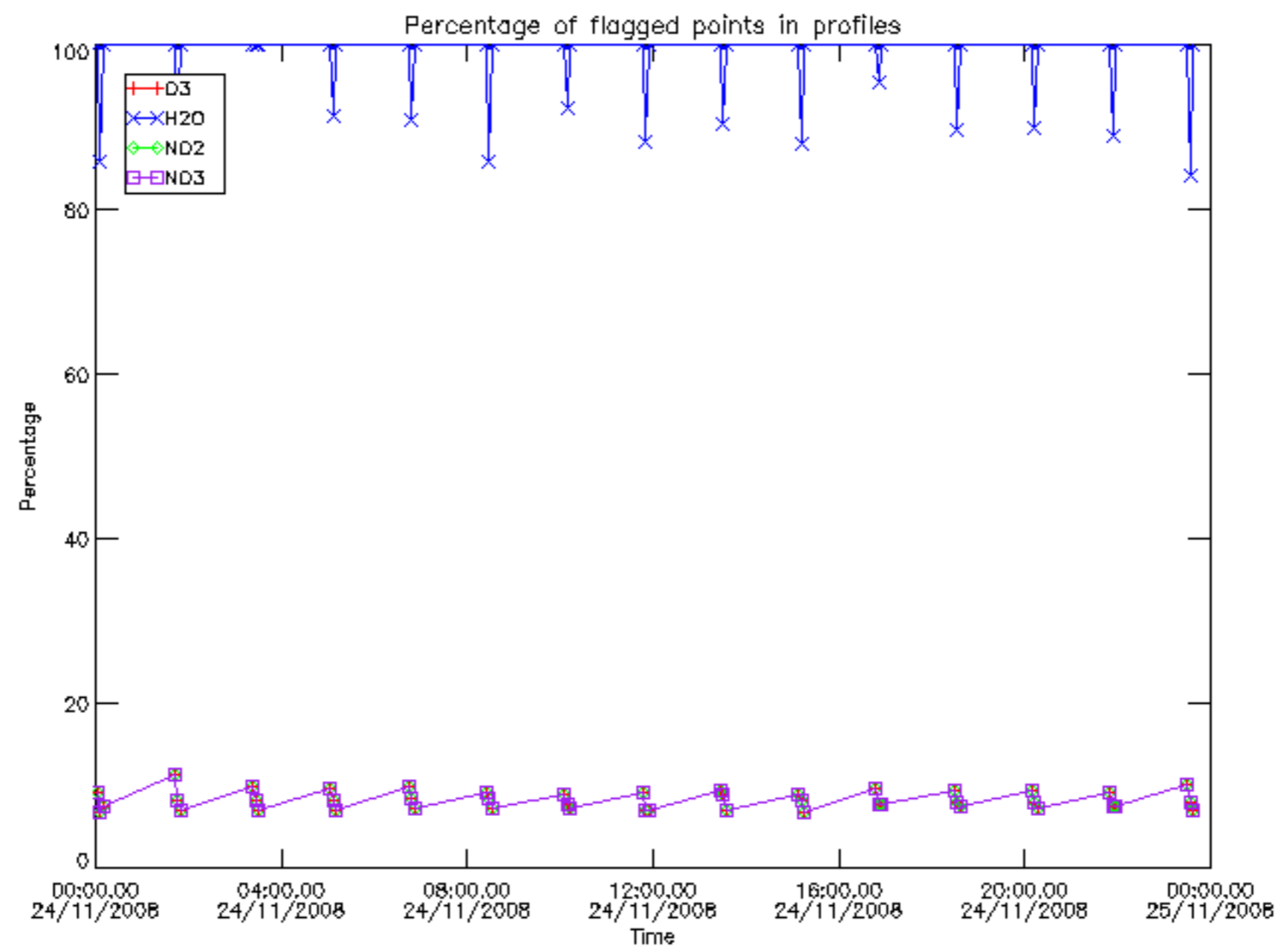
The colorbar represents the latitude.



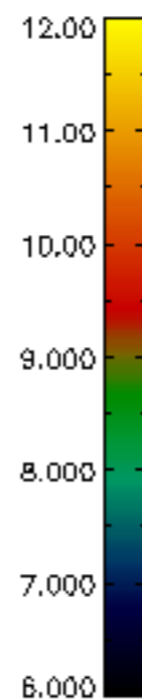
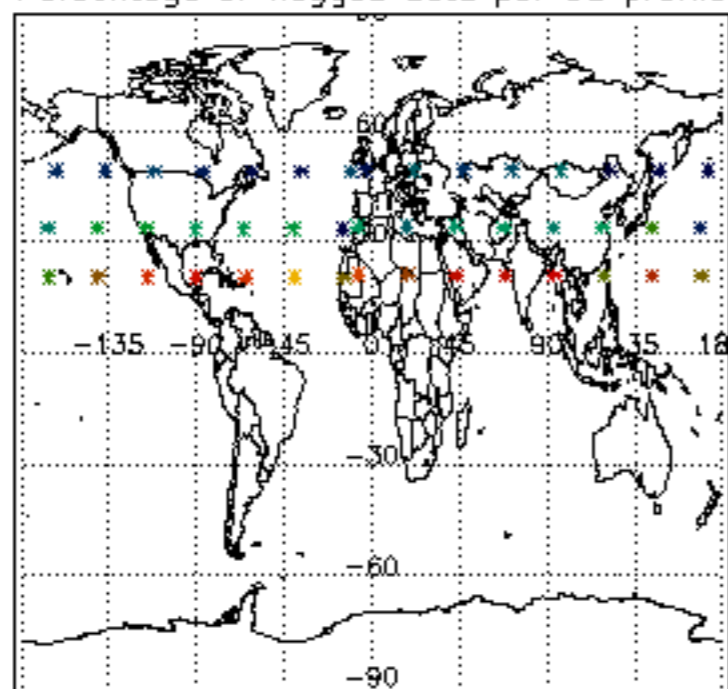
6. Auxiliary Data Files used for the production reported in section 2

The number reported in the third column indicates since which file (see list in section 2) the corresponding auxiliary file has been used. The fourth column is the date of those product files.

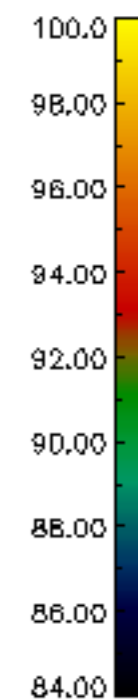
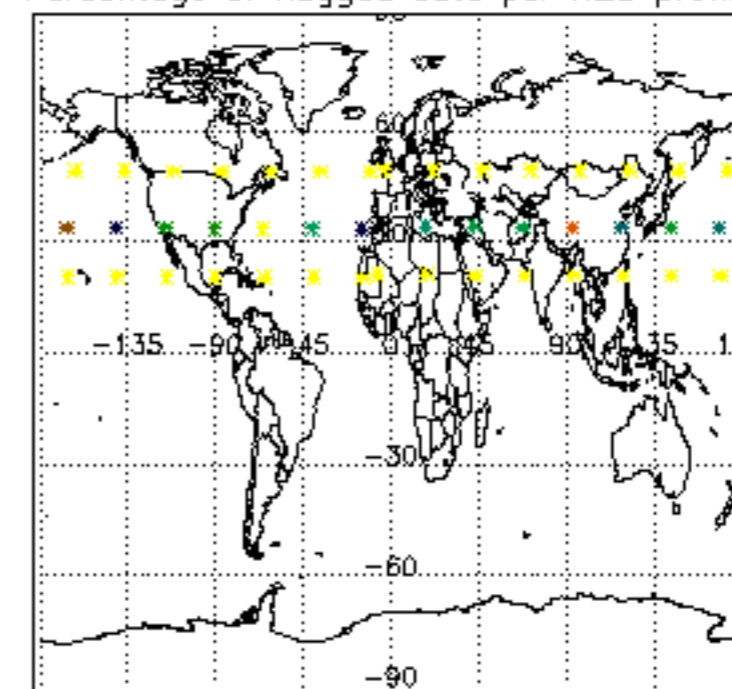
Type	Auxiliary Filename	Used since product	Used since product date
INST_PHYS_CHARACTERISTICS	GOM_INS_AXVIEC20091111_143220_20030716_120000_20500101_000000	1	24-NOV-2008 00:01:38
LEVEL-2_PROC_CONFIG	GOM_PR2_AXVIEC20091111_152718_20020301_000000_20500101_000000	1	24-NOV-2008 00:01:38
CROSS_SECTIONS_FILE	GOM_CRS_AXVIEC20091111_154832_20020301_000000_20500101_000000	1	24-NOV-2008 00:01:38



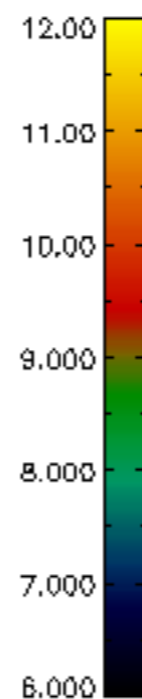
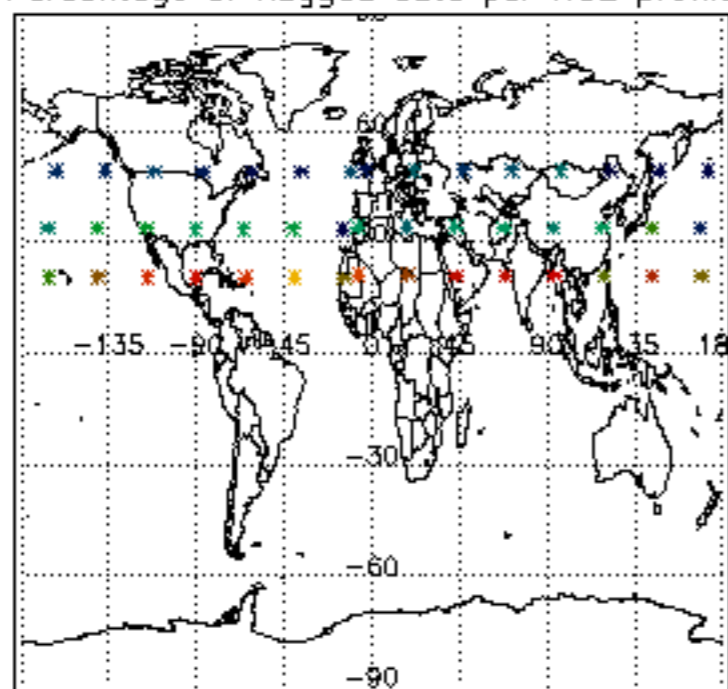
Percentage of flagged data per D3 profile



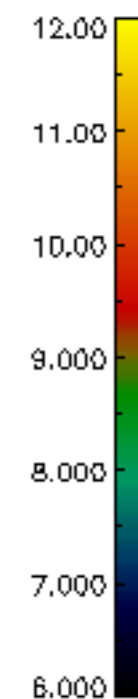
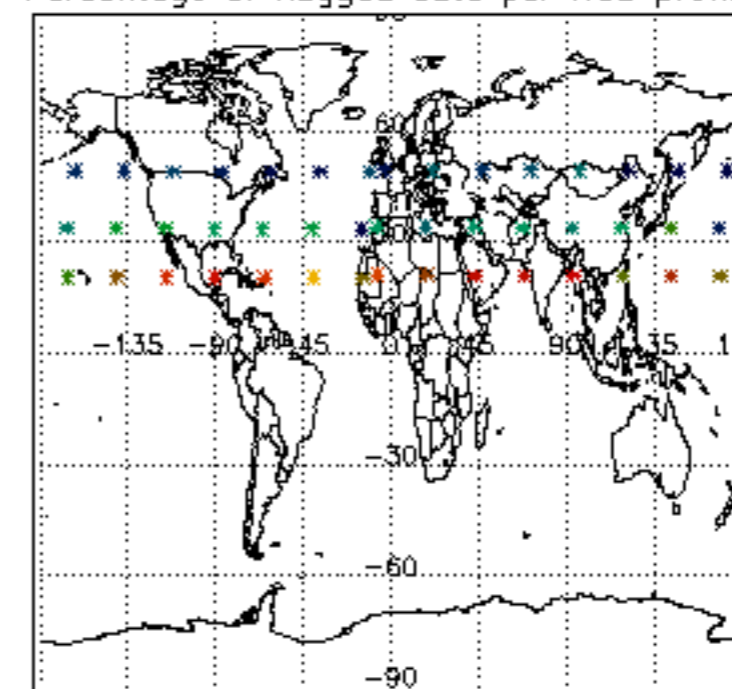
Percentage of flagged data per H2O profile

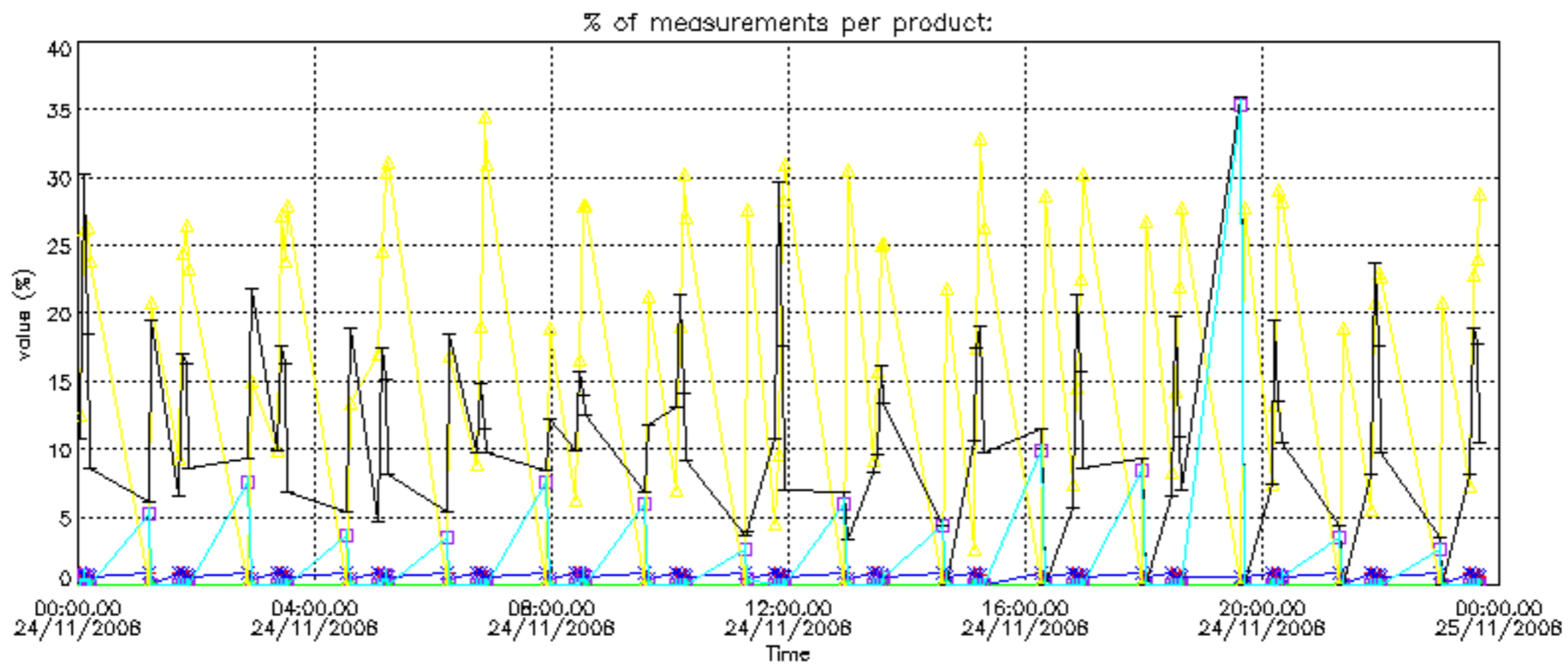


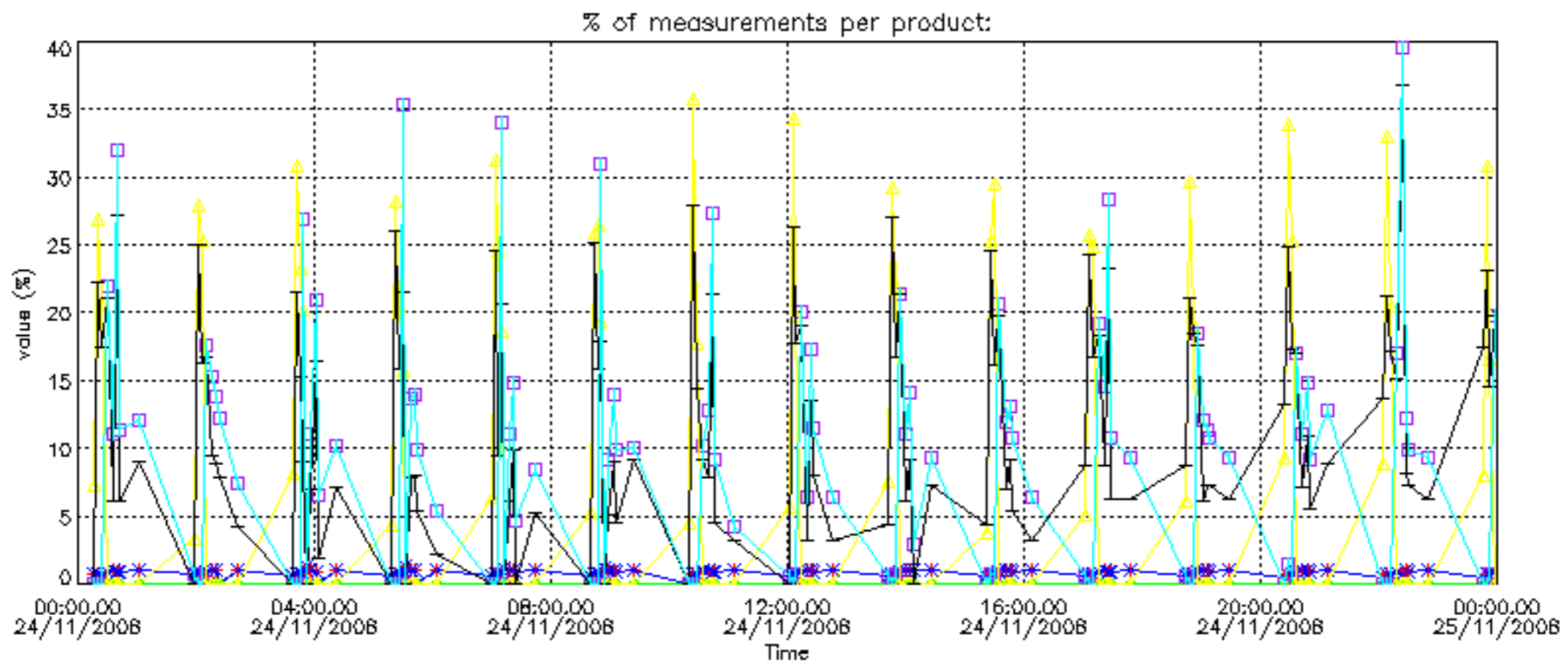
Percentage of flagged data per NO2 profile



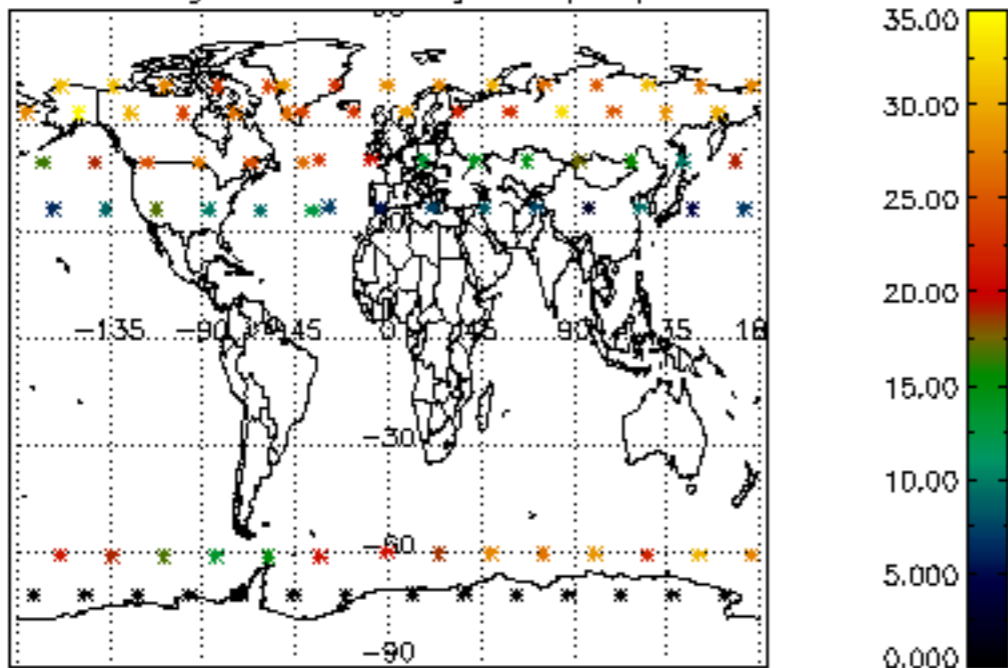
Percentage of flagged data per NO3 profile



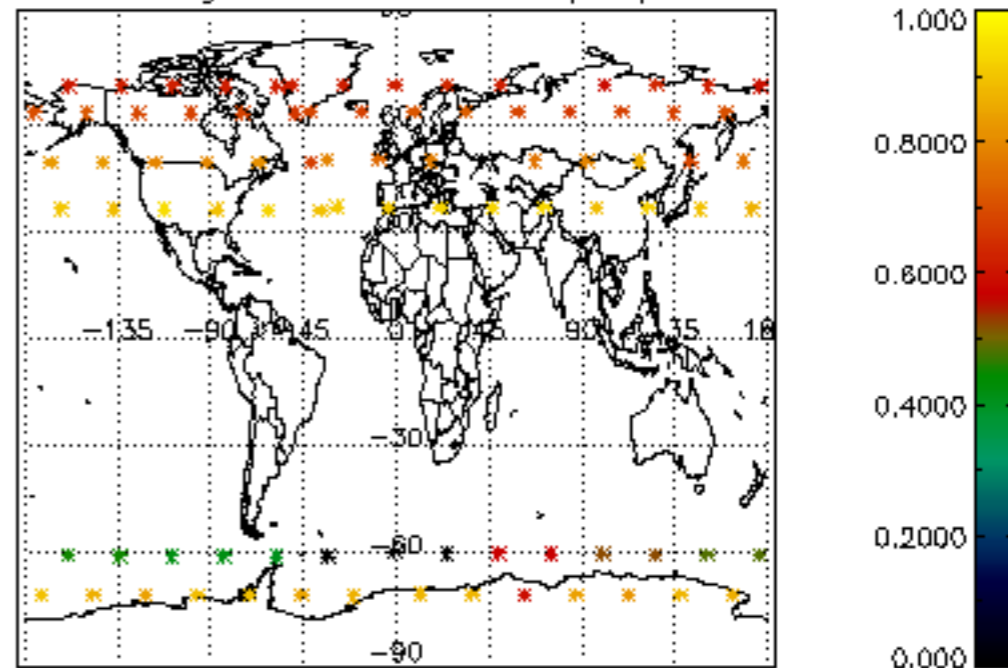




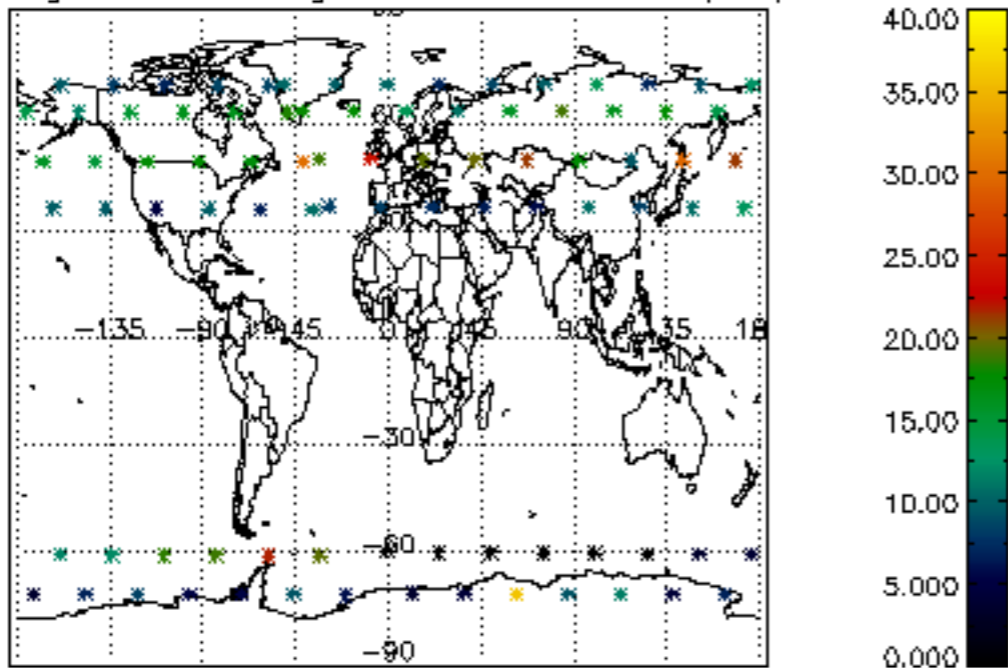
Percentage of cosmic ray hits per profile



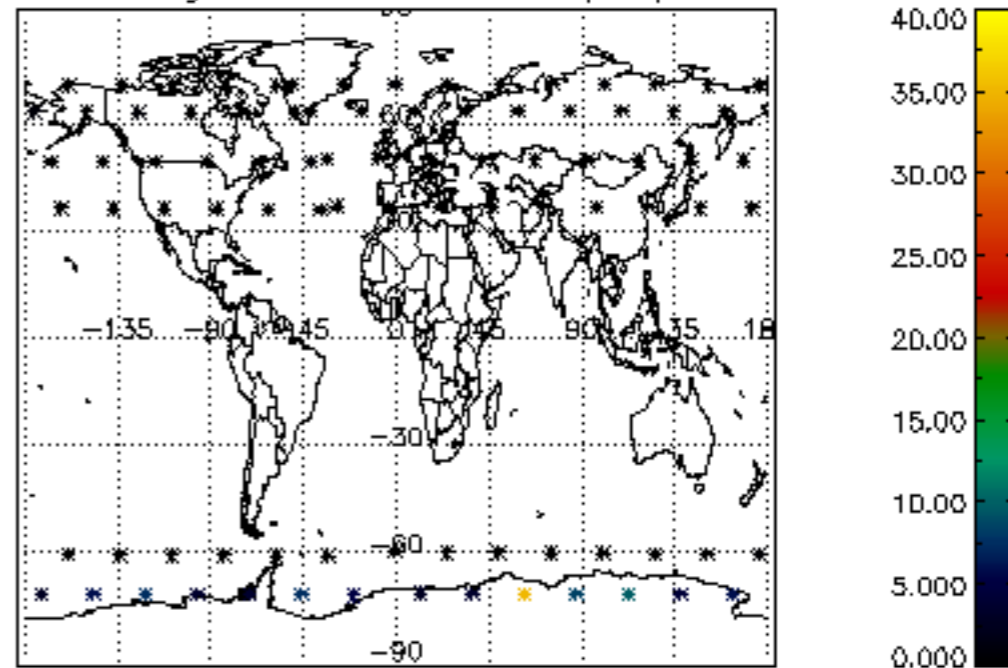
Percentage of datation errors per profile



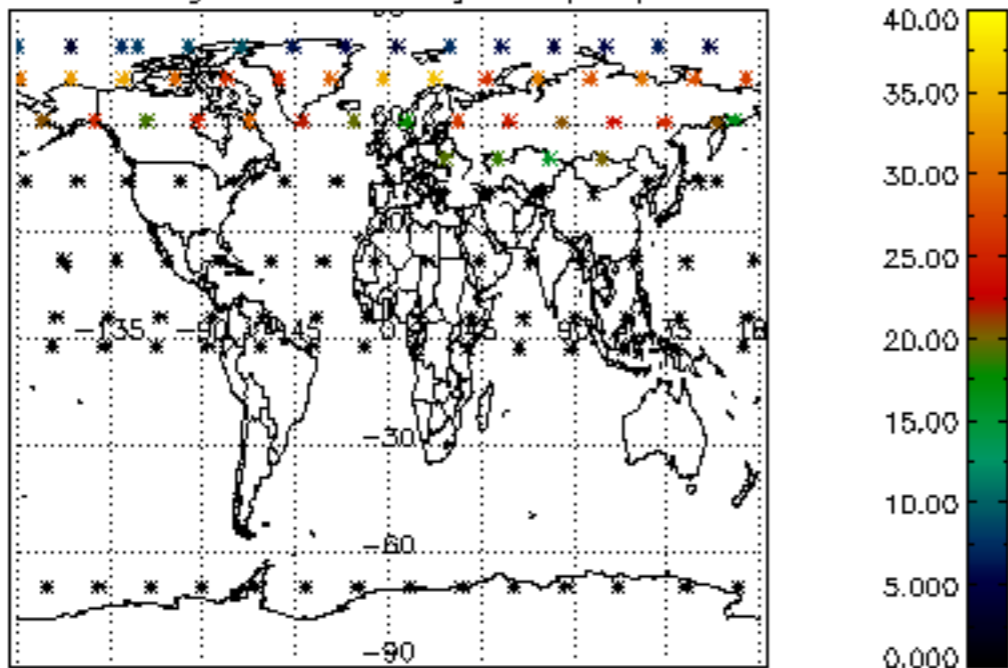
Percentage of star falling outside central band per profile



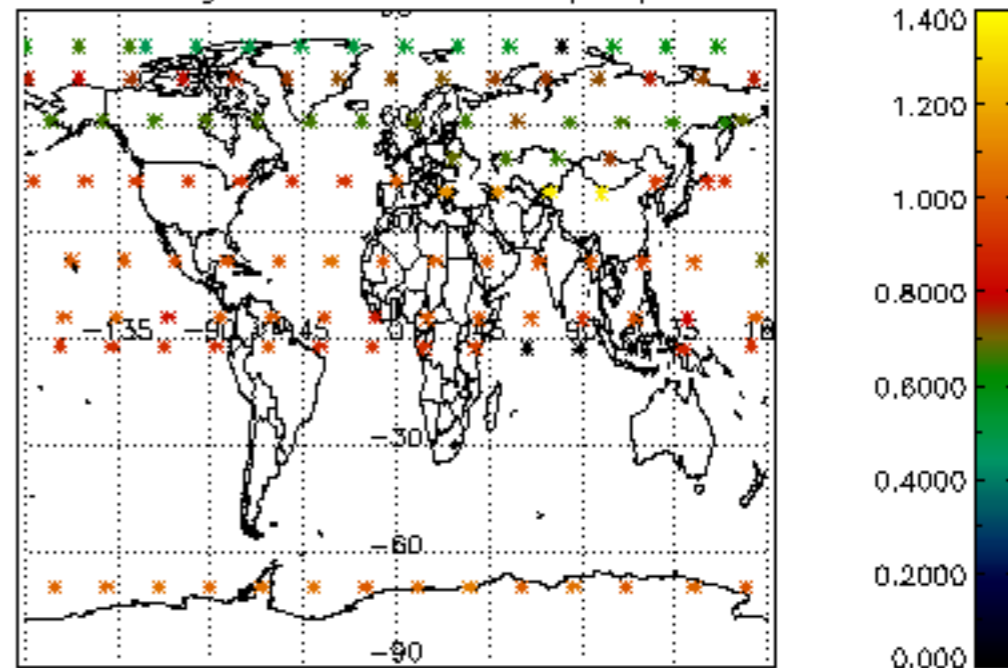
Percentage of saturation errors per profile



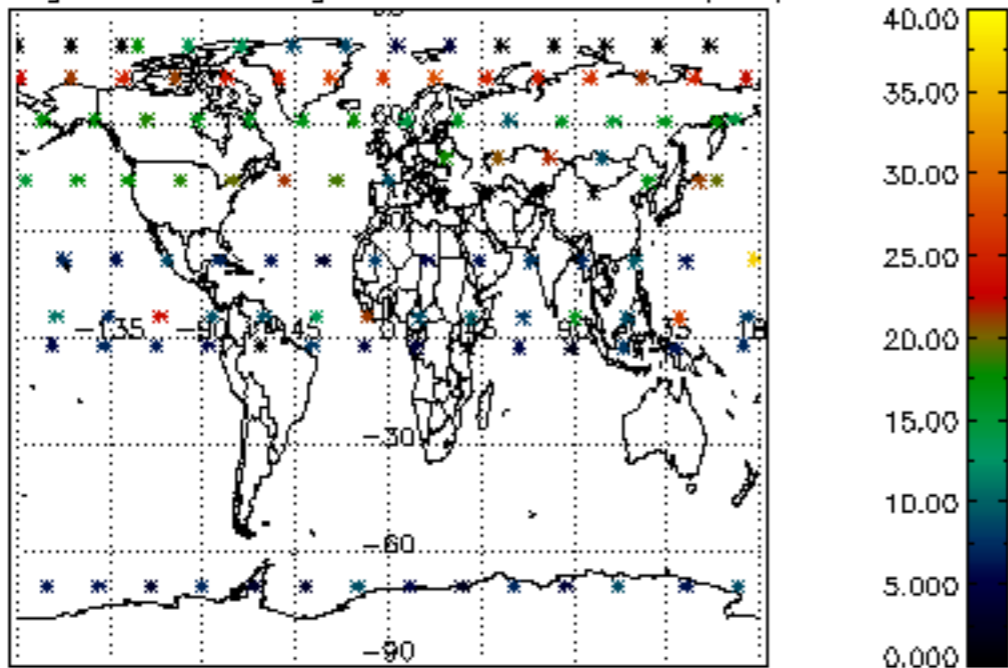
Percentage of cosmic ray hits per profile



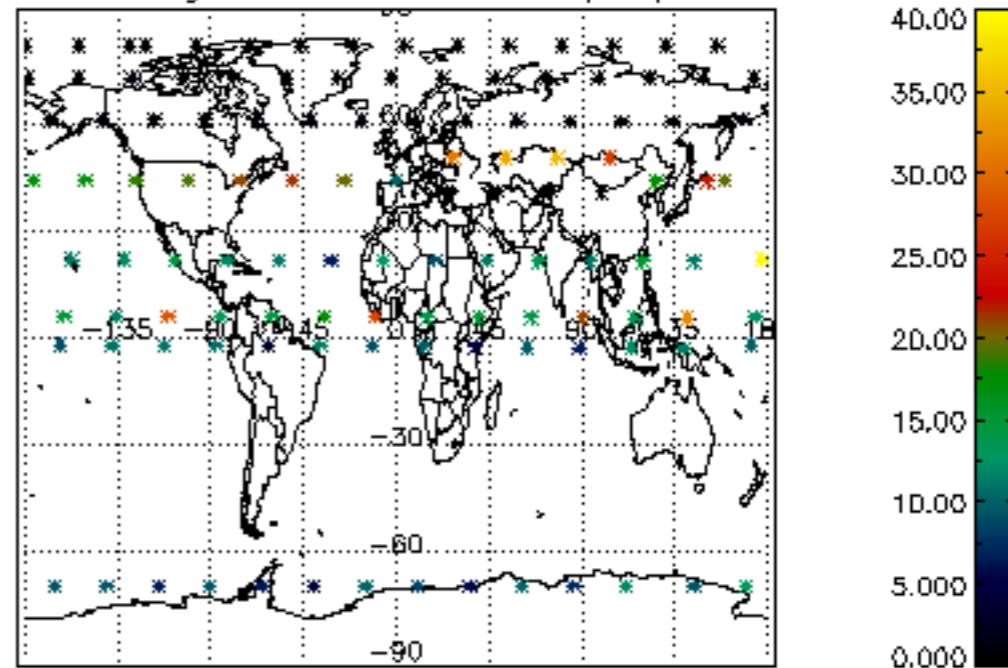
Percentage of datation errors per profile

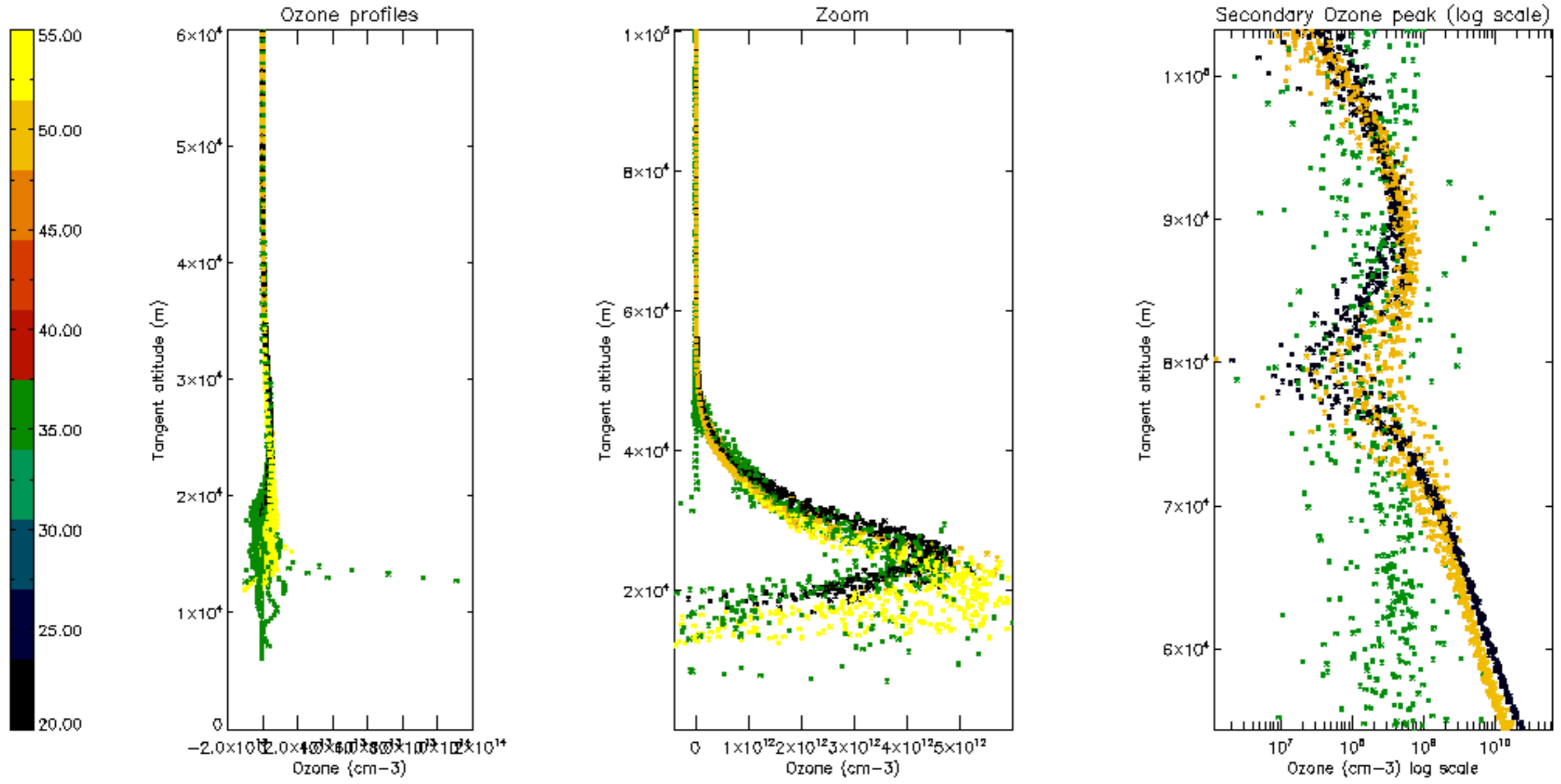


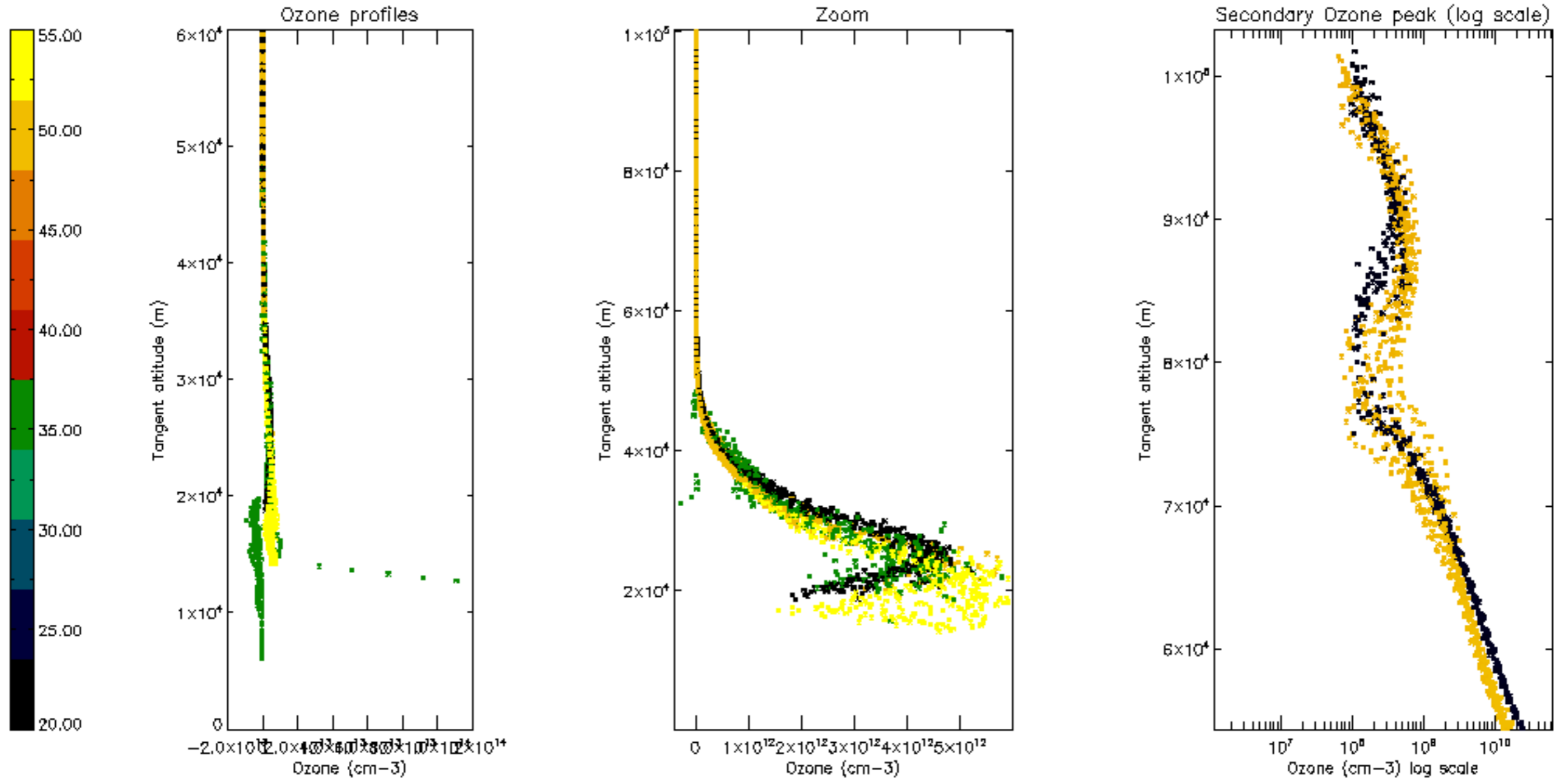
Percentage of star falling outside central band per profile

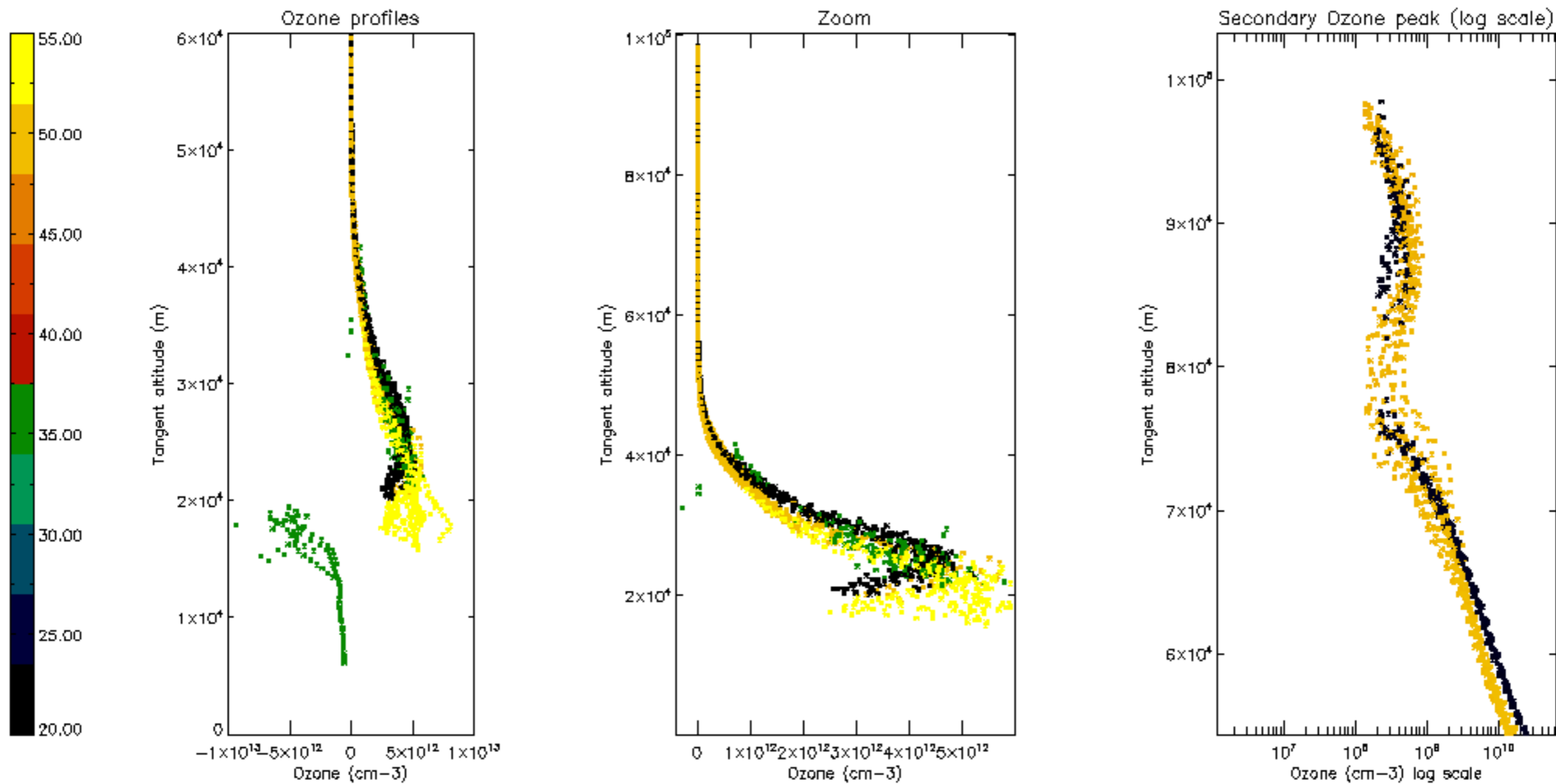


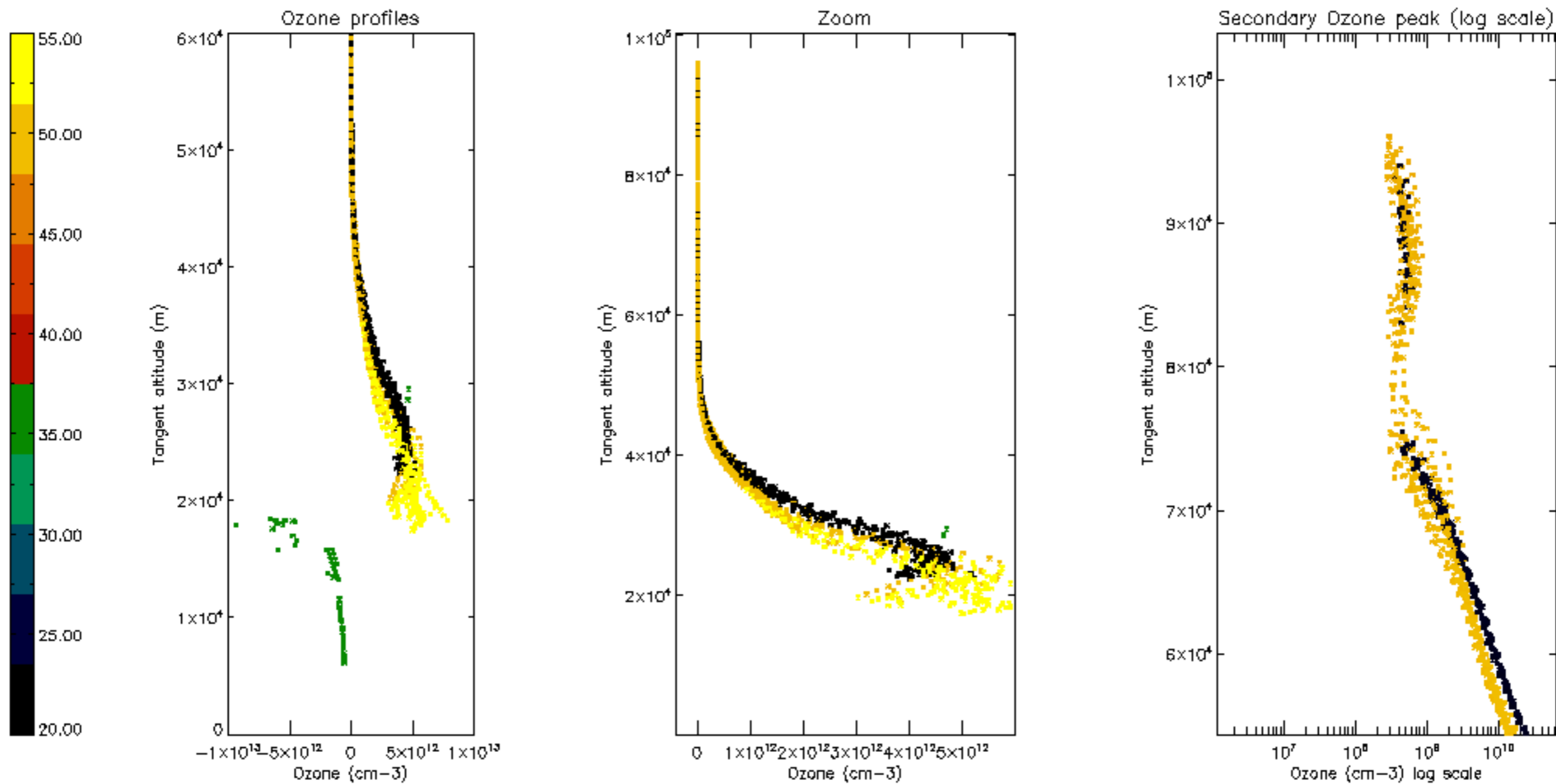
Percentage of saturation errors per profile

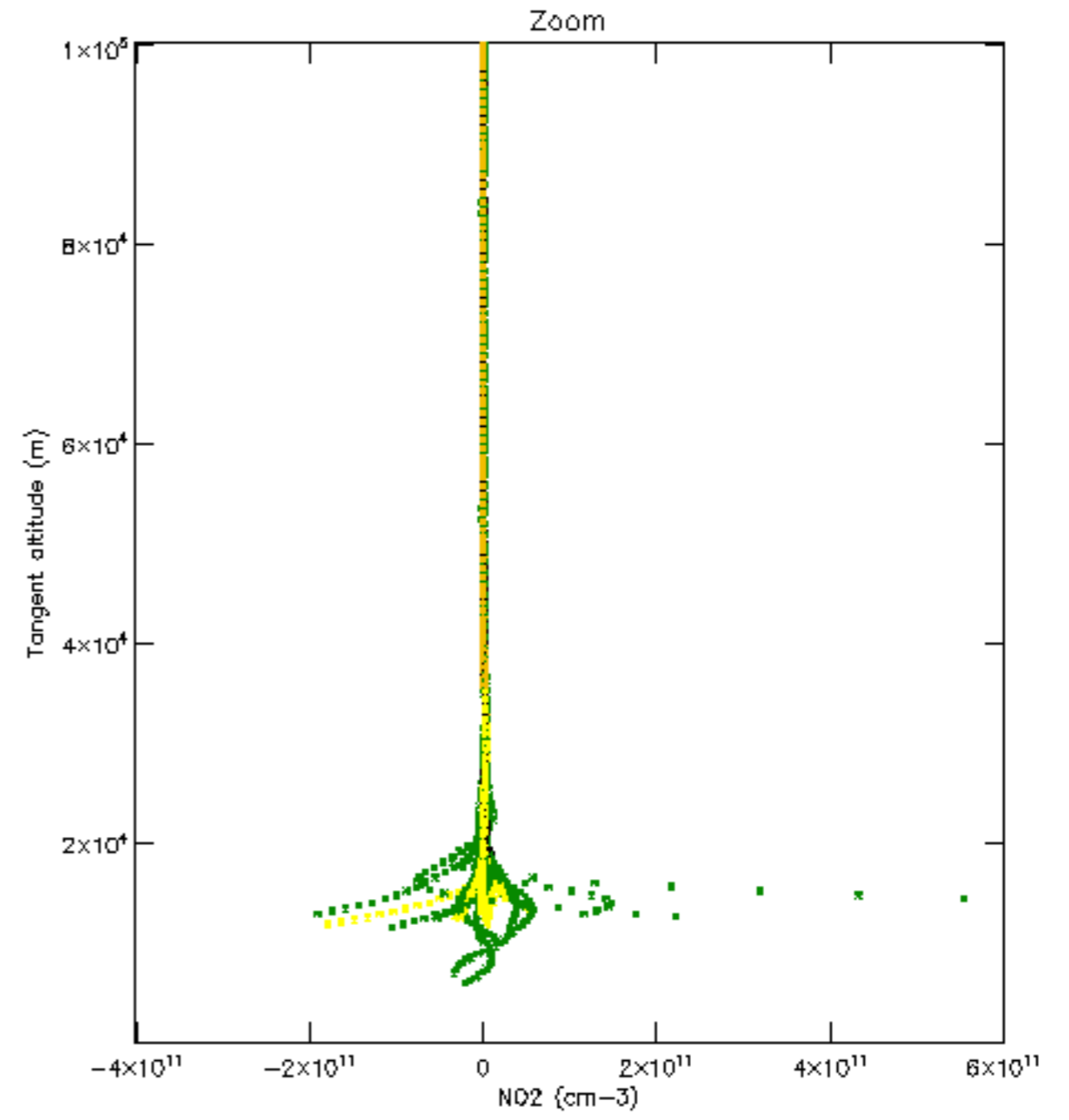
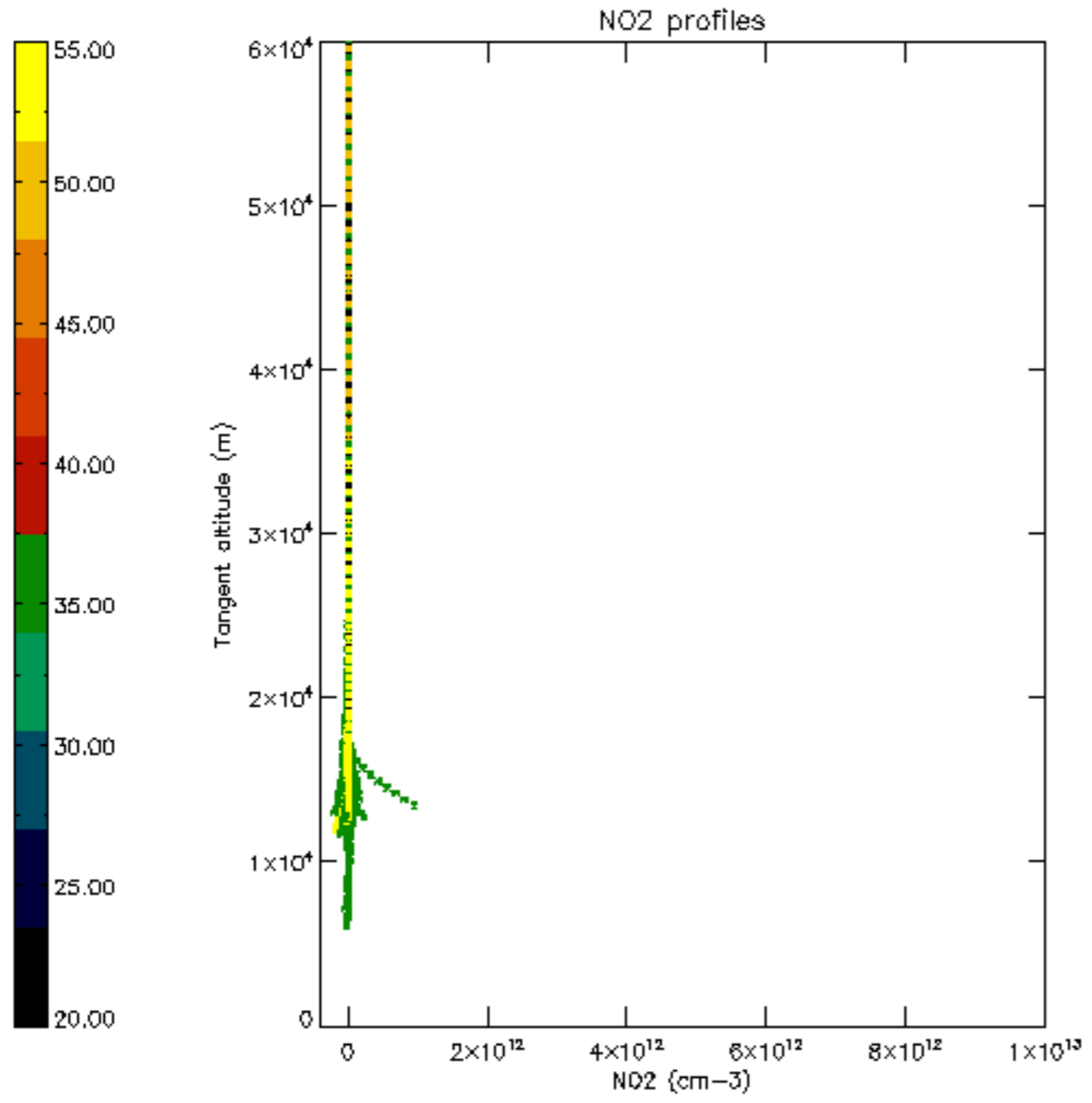


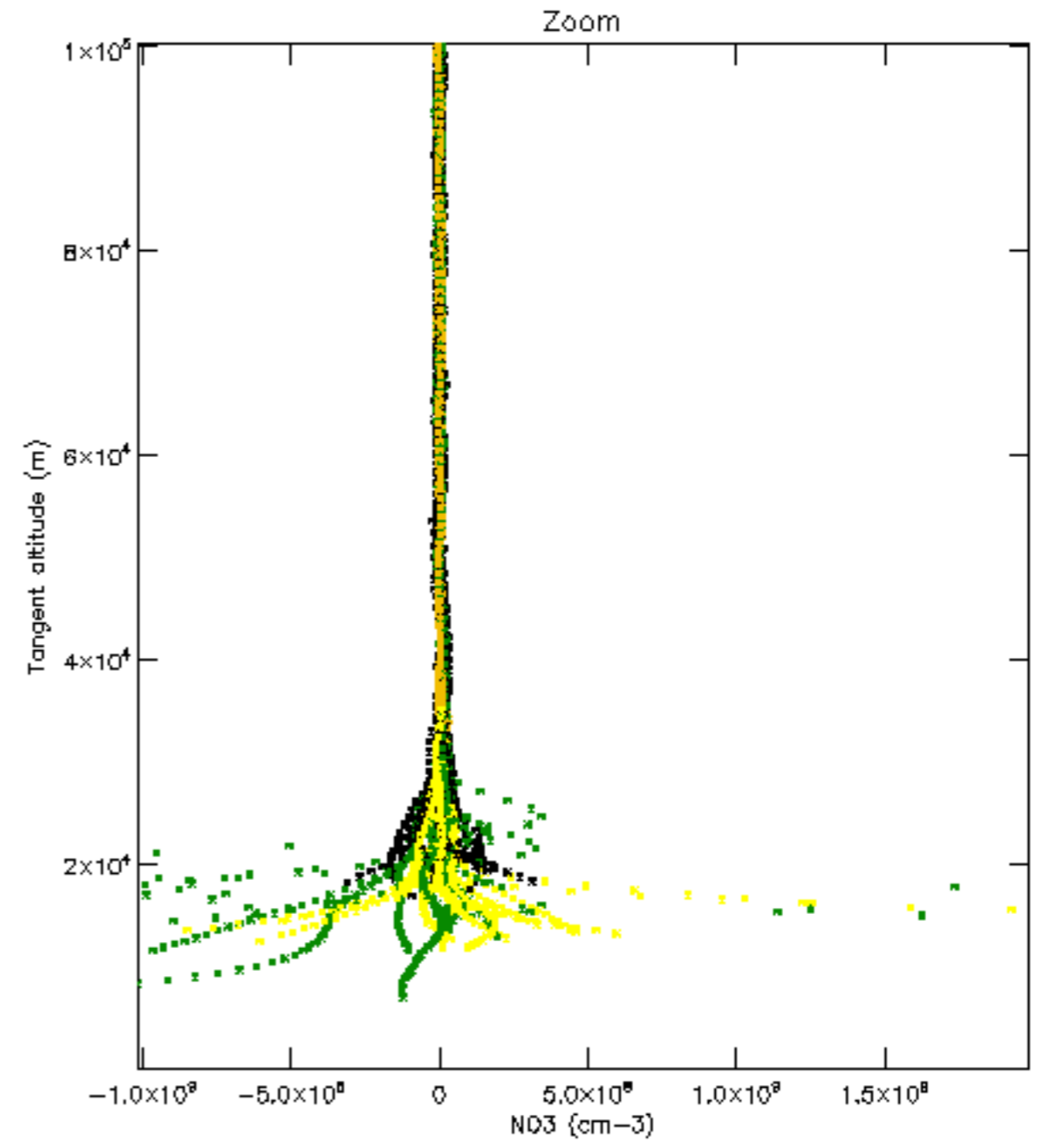
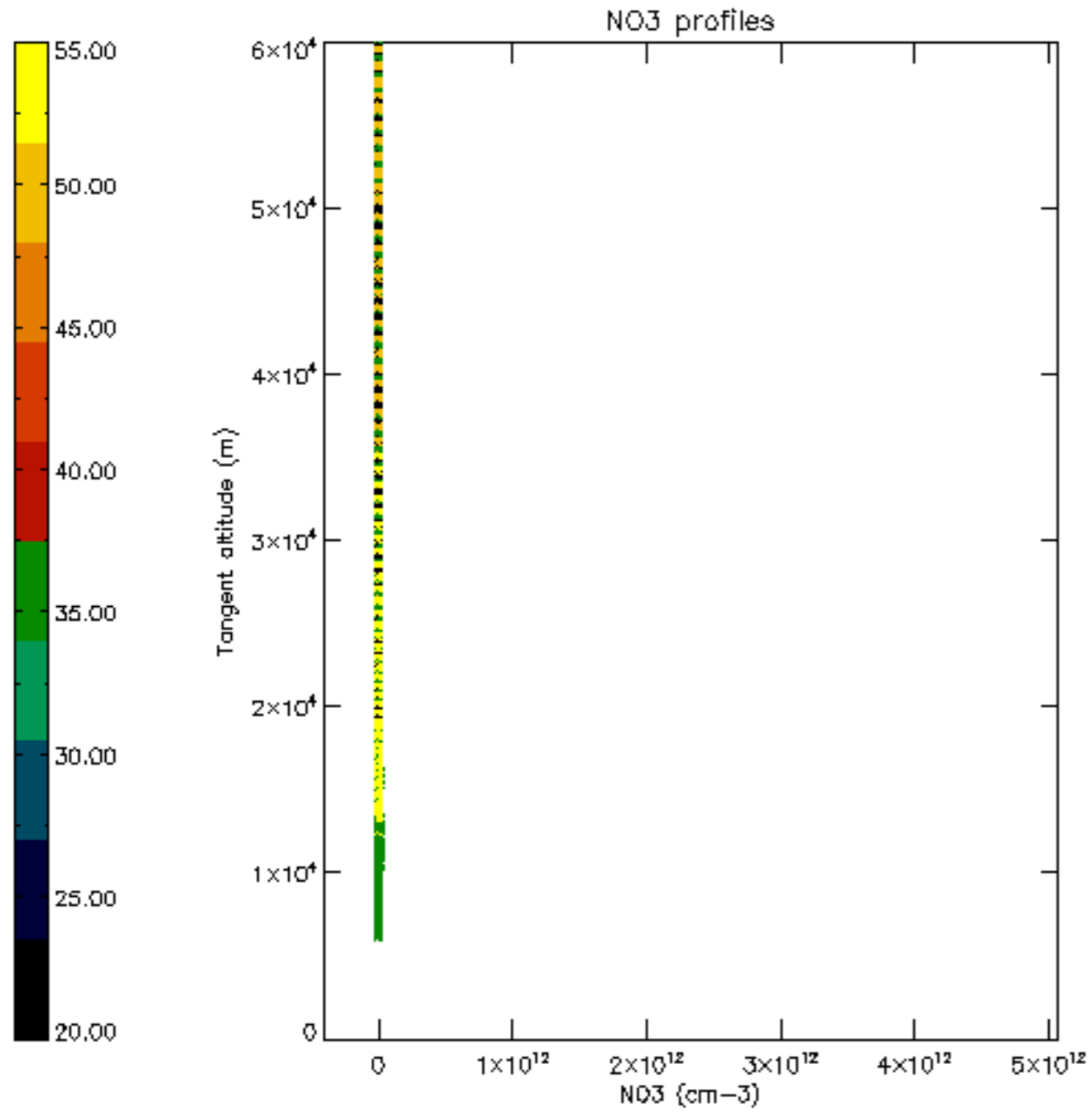


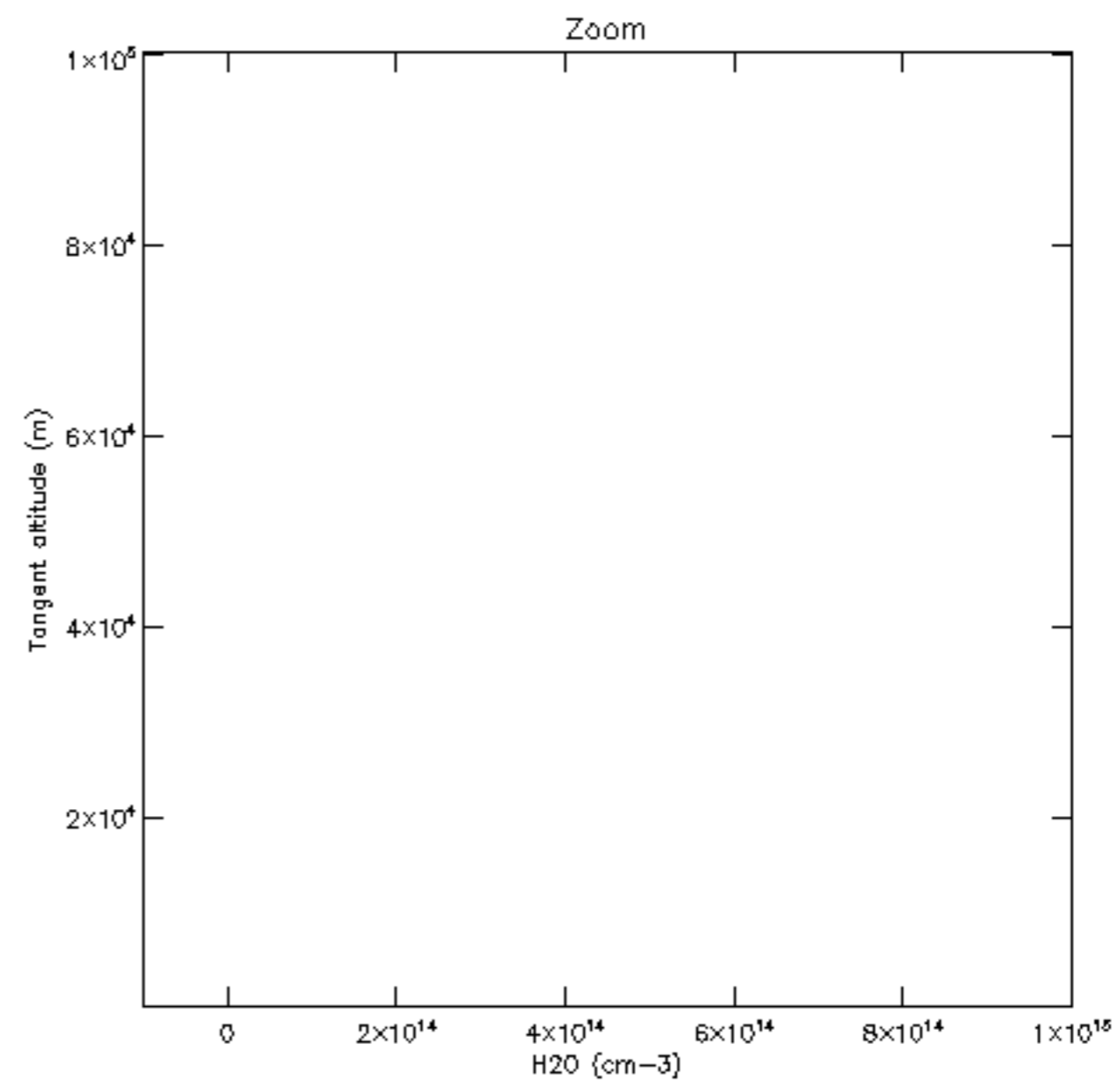
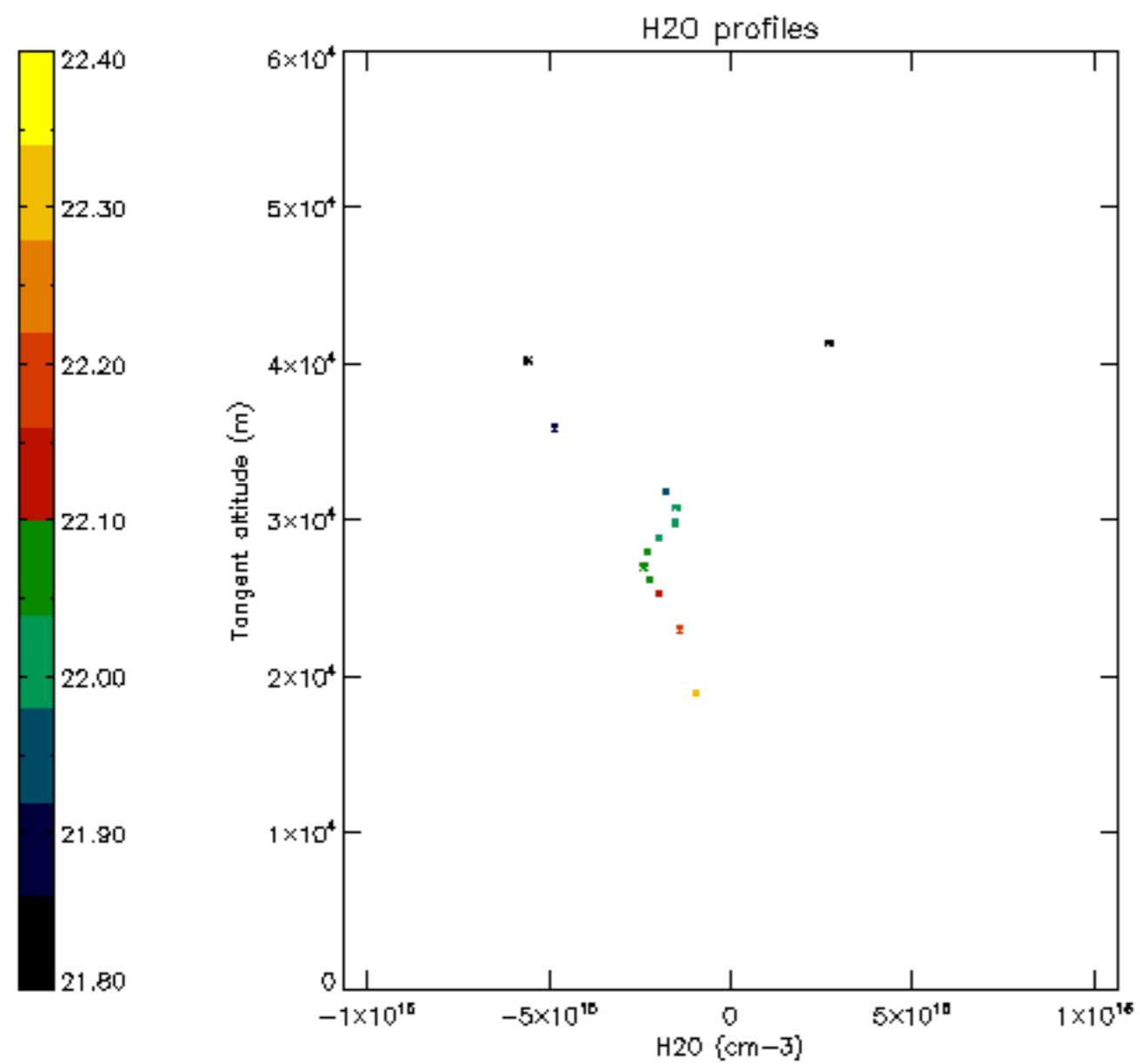


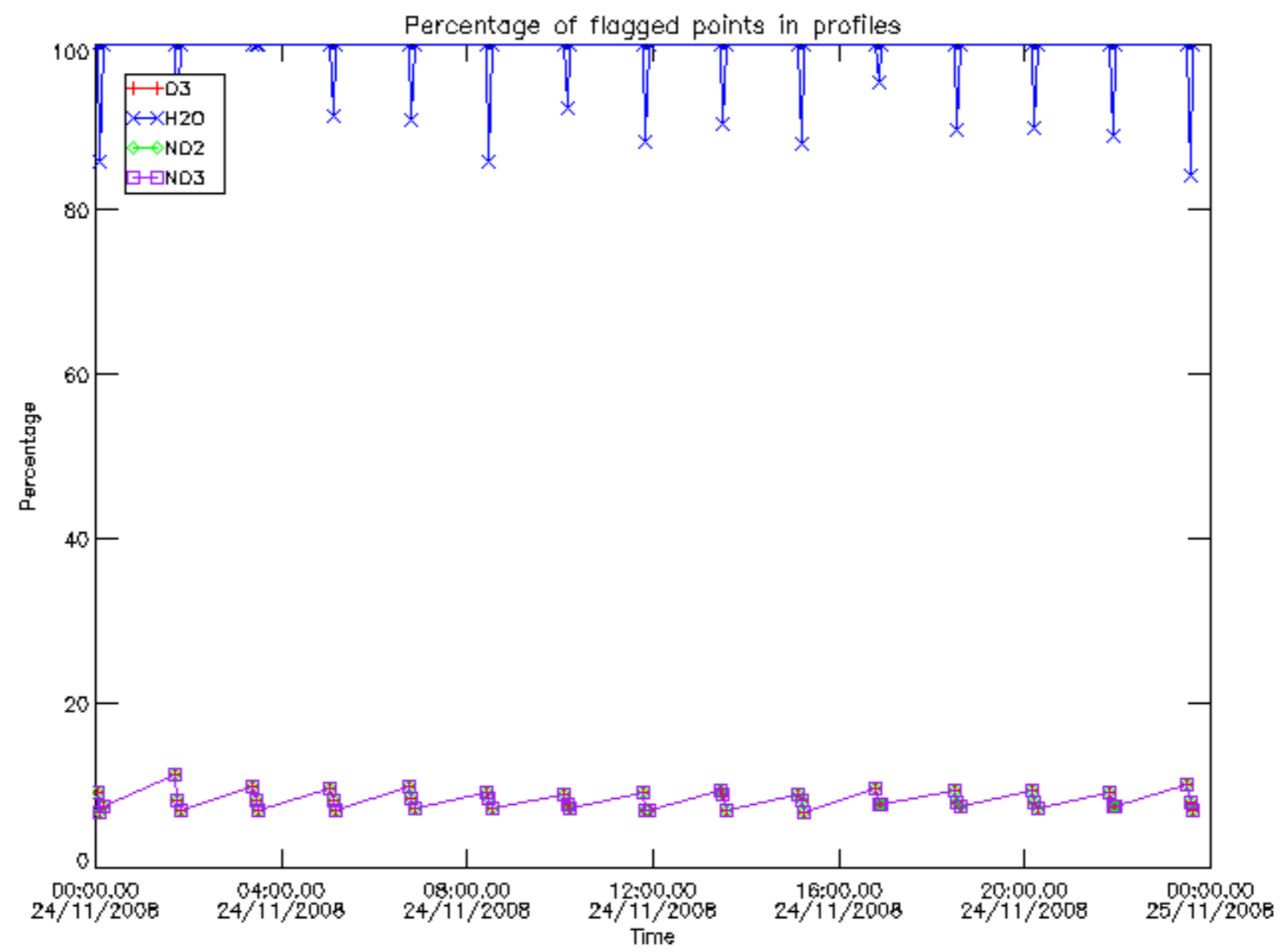




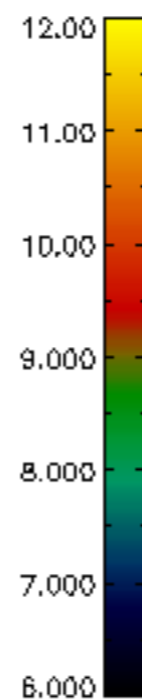
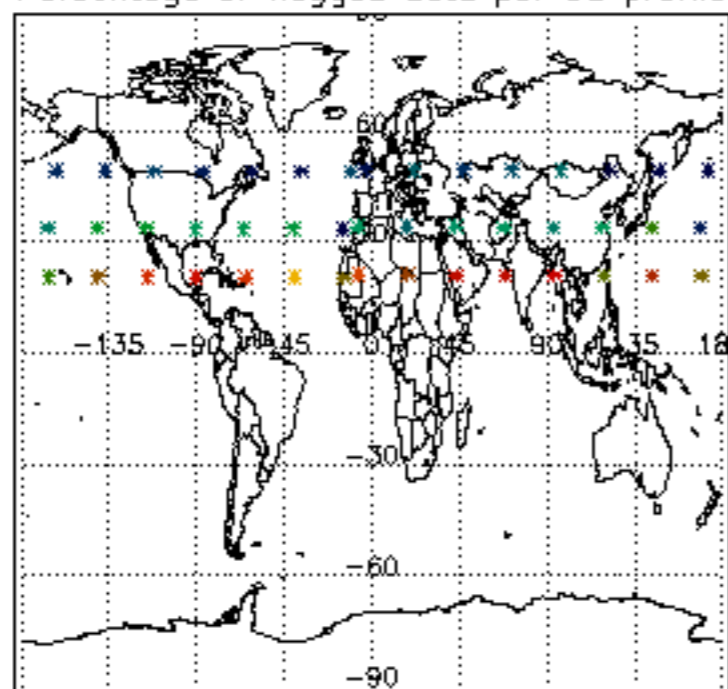




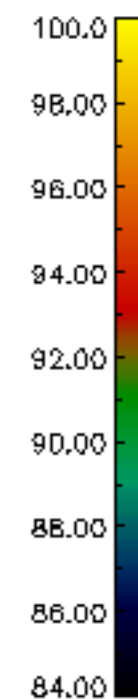
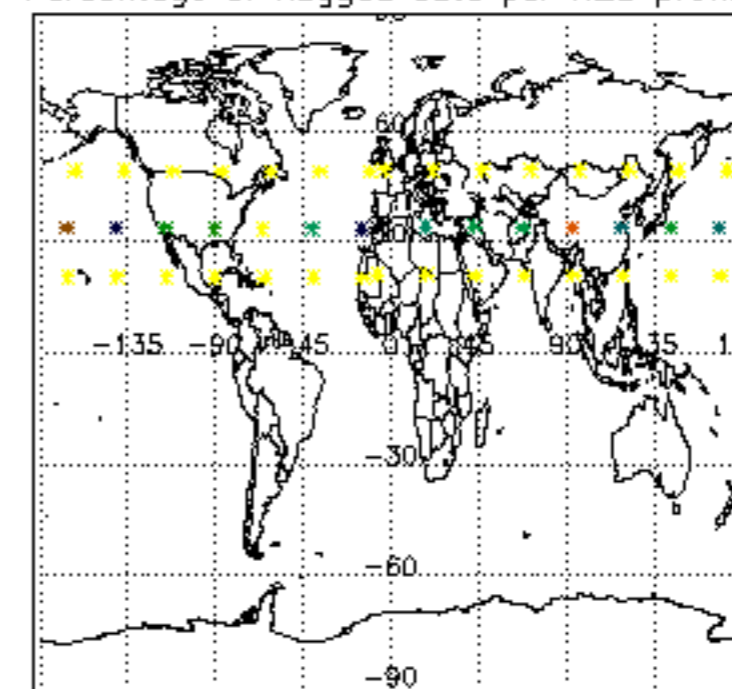




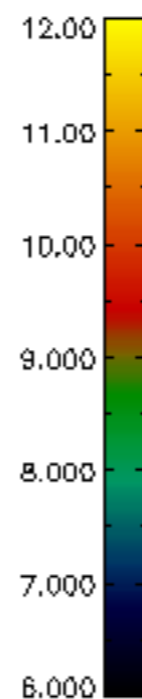
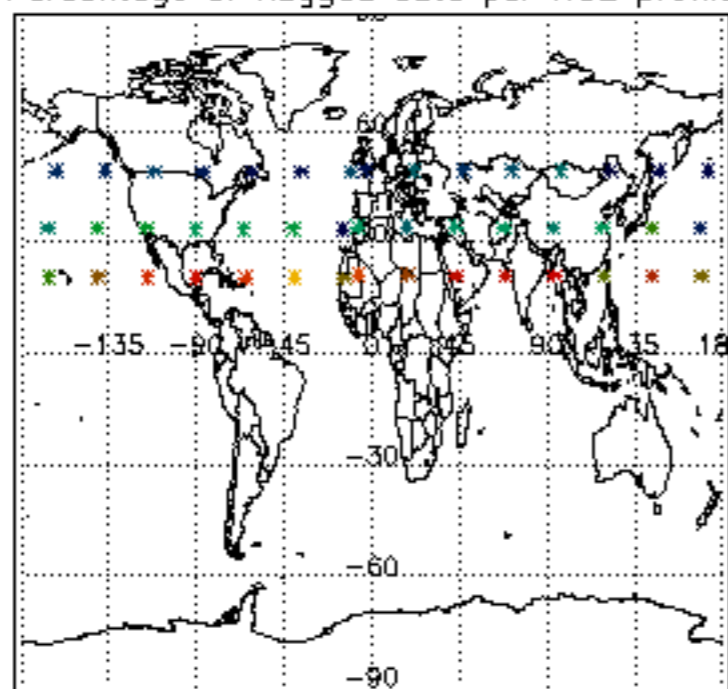
Percentage of flagged data per D3 profile



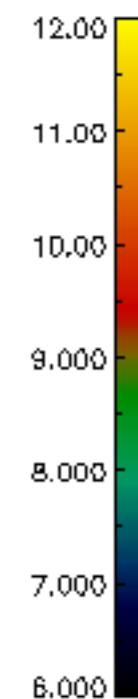
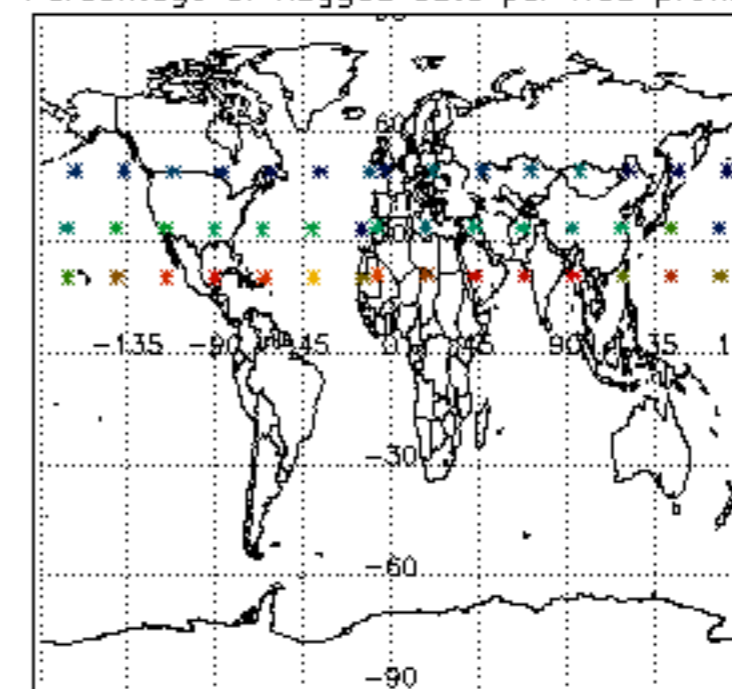
Percentage of flagged data per H2O profile

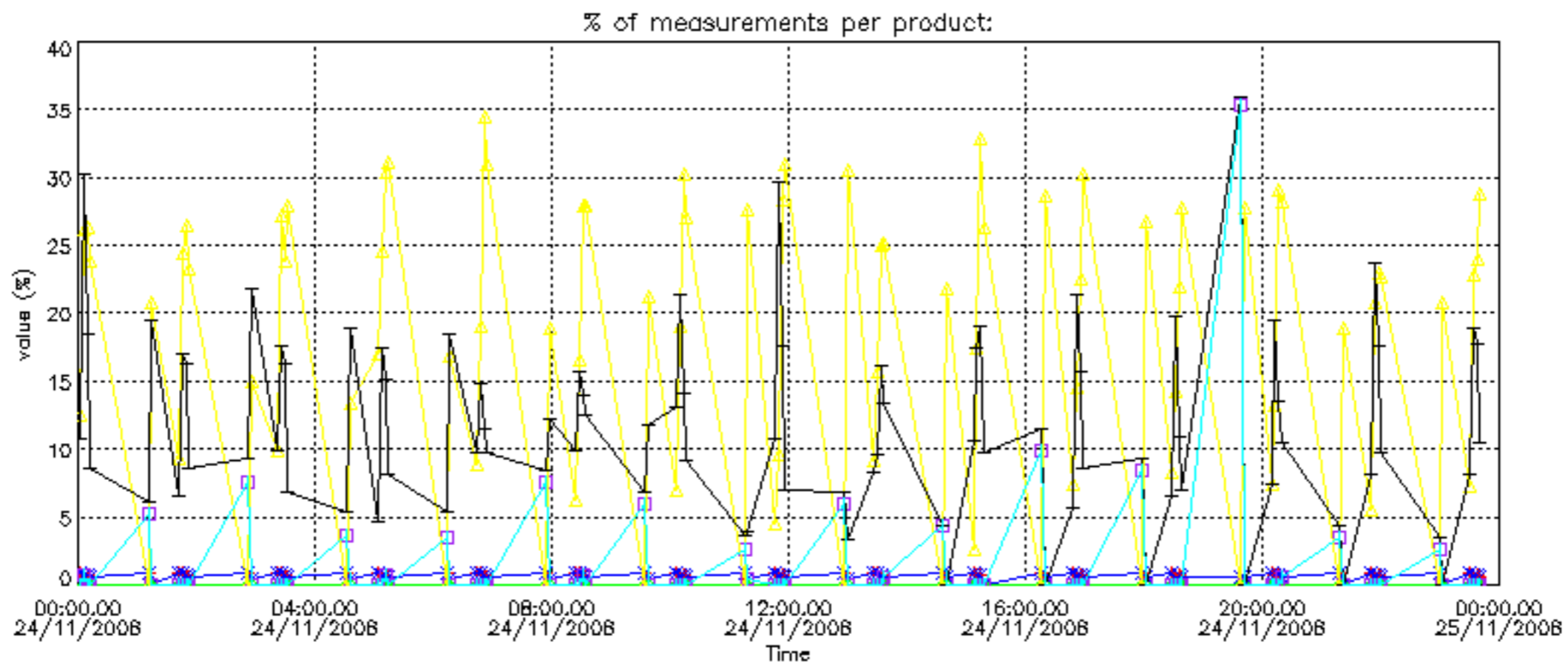


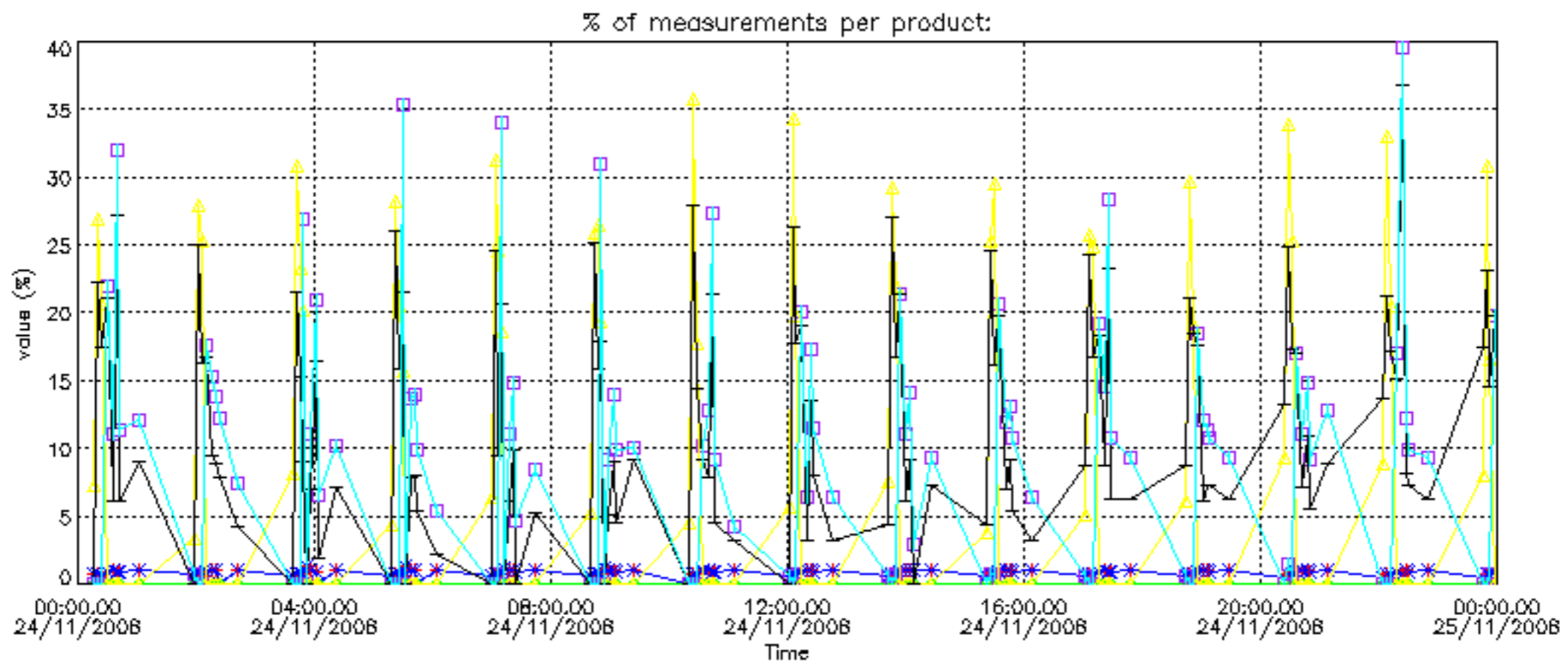
Percentage of flagged data per NO2 profile



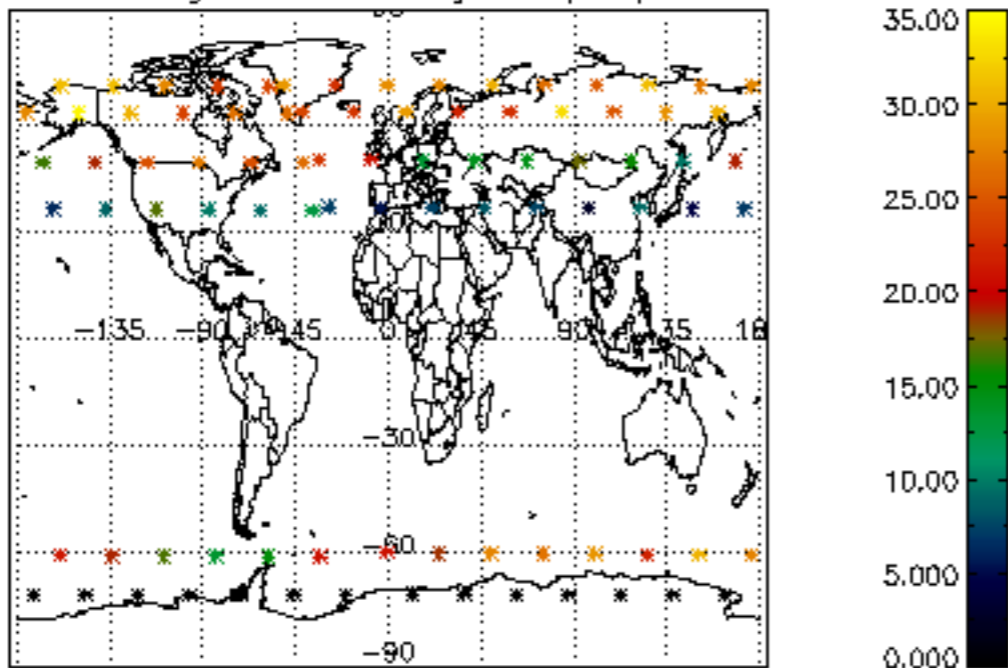
Percentage of flagged data per NO3 profile



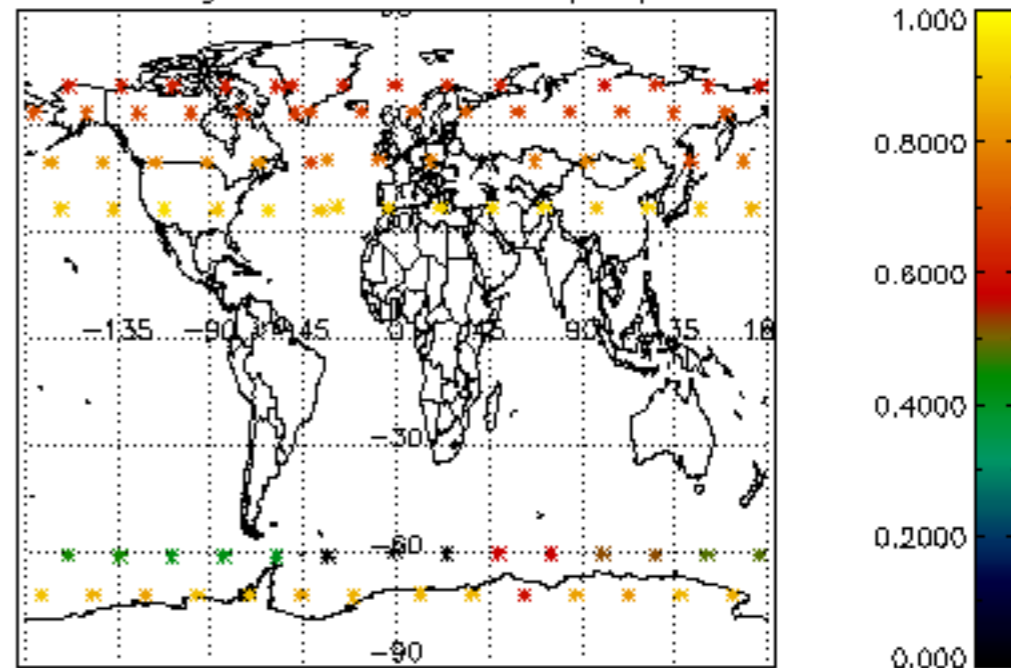




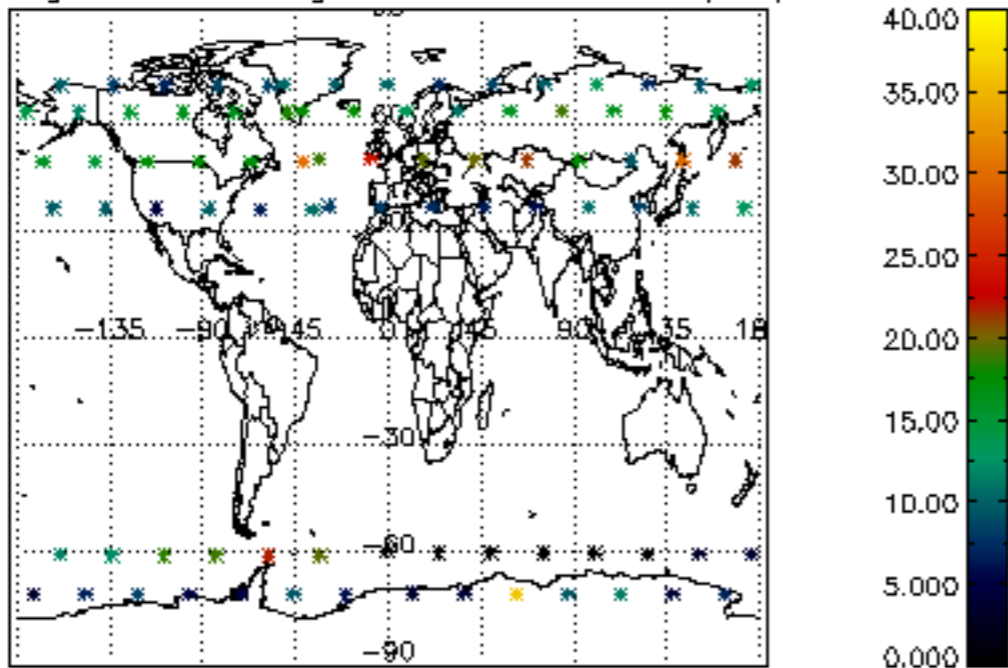
Percentage of cosmic ray hits per profile



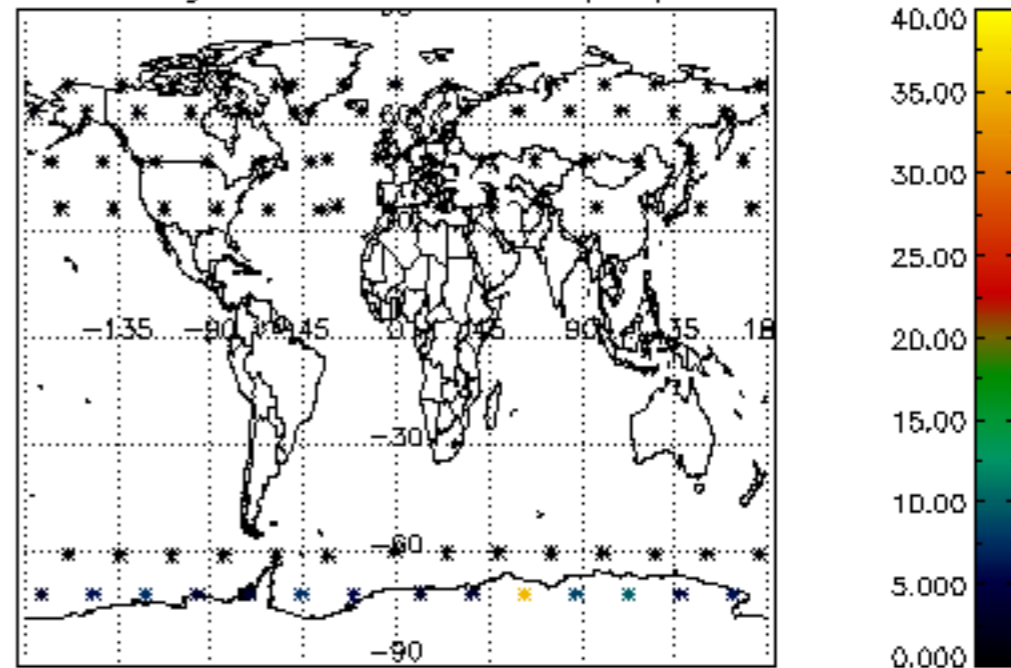
Percentage of datation errors per profile



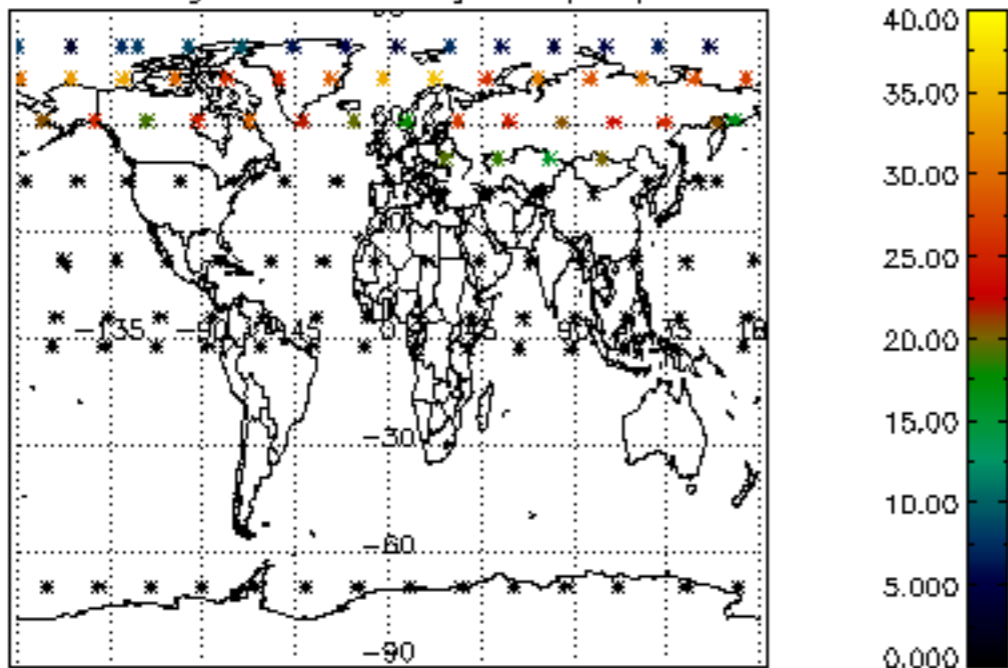
Percentage of star falling outside central band per profile



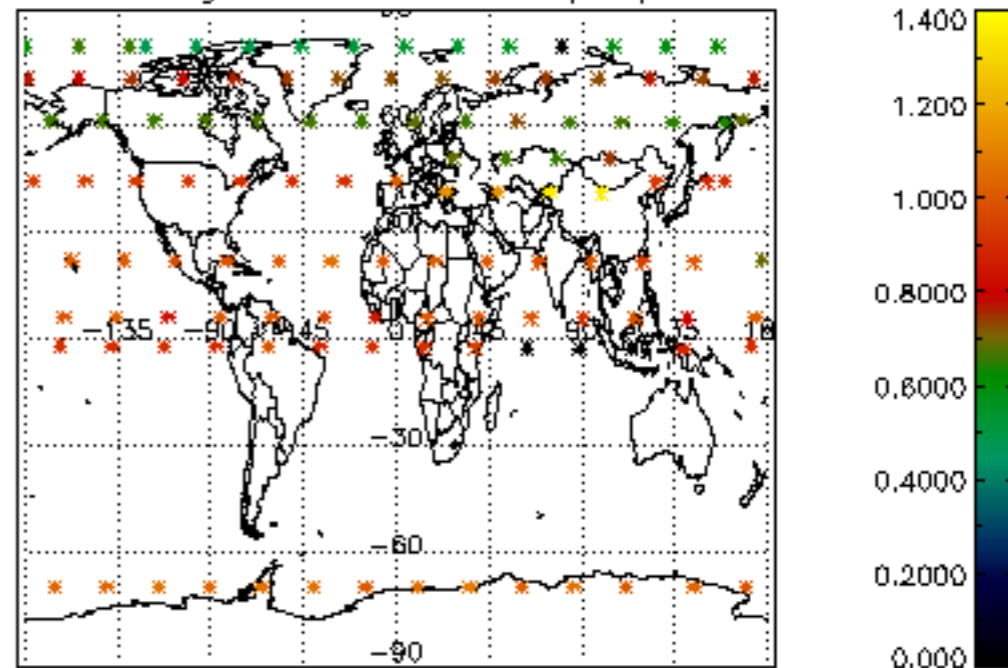
Percentage of saturation errors per profile



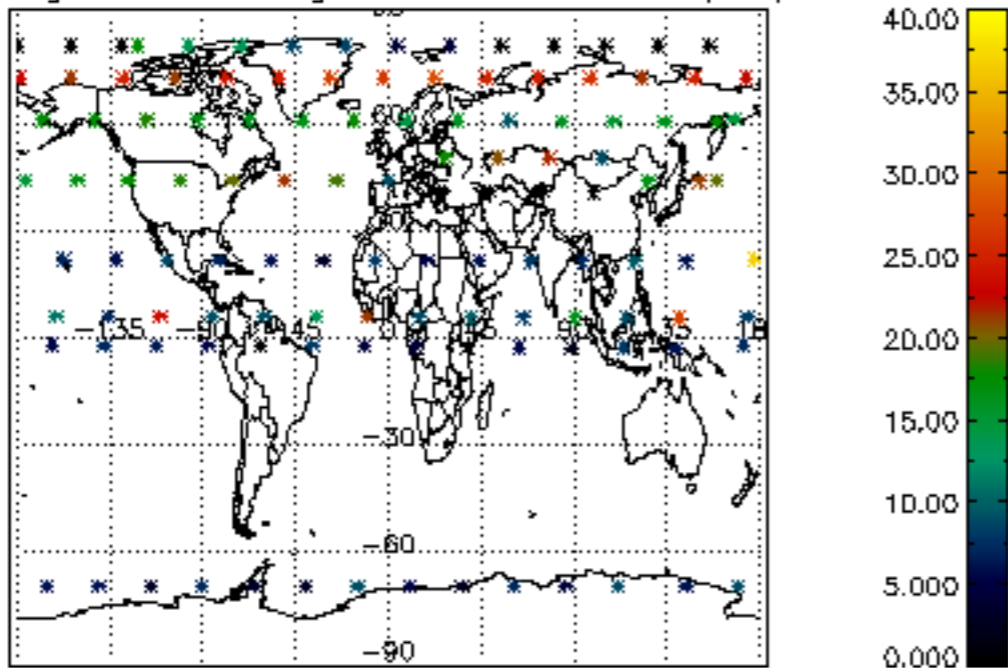
Percentage of cosmic ray hits per profile



Percentage of datation errors per profile



Percentage of star falling outside central band per profile



Percentage of saturation errors per profile

