

# GOMOS Level 2 Daily Report

## SUMMARY

### [1. General Info](#)

### [2. Summary of processed GOM\\_NL\\_2P products](#)

### [3. Level 2 Quality information per product](#)

#### [3.1 Plot of level 2 quality information per product \(time dependant\)](#)

#### [3.2 Plot of level 2 quality information per product \(world map\)](#)

### [4. Level 1 Quality information per product \(stored on level 2 products\)](#)

#### [4.1 Plot of level 1 quality information per product \(time dependant\)](#)

##### [4.1.1 Plot of level 1 quality information per product \(time dependant\): ASCENDING](#)

##### [4.1.2 Plot of level 1 quality information per product \(time dependant\): DESCENDING](#)

#### [4.2 Plot of level 1 quality information per product \(world map\)](#)

##### [4.2.1 Plot of level 1 quality information per product \(world map\): ASCENDING](#)

##### [4.2.2 Plot of level 1 quality information per product \(world map\): DESCENDING](#)

### [5. Ozone profiles based on quality statistics and other trace gas profiles](#)

#### [5.1 Ozone statistics based on quality of products](#)

#### [5.2 Plot ozone profiles for all STD \(dark without errors\)](#)

#### [5.3 Plot ozone profiles where STD < 20% \(dark without errors\)](#)

#### [5.4. Plot ozone profiles where STD < 10% \(dark without errors\)](#)

#### [5.5. Plot ozone profiles where STD < 5% \(dark without errors\)](#)

#### [5.6 Plot NO2 profiles for all STD \(dark without errors\)](#)

#### [5.7 Plot NO3 profiles for all STD \(dark without errors\)](#)

#### [5.8 Plot H2O profiles \(only for occultations of stars 1,2,3,4,13,14,16,26,63 dark without errors\) for all STD](#)

### [6. Auxiliary Data Files used for the production reported in section 2](#)

This report presents the daily analysis on parameters extracted from GOMOS level 2 data (GOM\_NL\_\_2P).  
 It is intended to monitor some important parameters that will impact the quality of these products.  
 A list of level 2 products (and content) that have arrived during the reporting day to the PCF is also given.

Item	Value
Time of report generation	25APR2013 22:33:29
Data source version	GOMOS/6.01
Start time of products	23-11-2008 (23NOV2008 00:00:00)
Stop time of products	24-11-2008 (24NOV2008 00:00:00)
Store outputs in DB	Yes
Nb of level 2 prods	198
Nb of prods with errors	0

## 2. Summary of processed GOM\_NL\_\_2P products.

Nr	Filename	UTC Start time	Limb	Duration	Star Id	Star Name	Star Mag	Star Temp	Nb Meas	Orbit	Prod. error
1	GOM_NL__2PRFIN20081123_000223_000000572074_00073_35197_4380.N1	23-NOV-2008 00:02:23	Bright	56.500	96	68Del Leo	2.5600	9300.0	113	35197	No
2	GOM_NL__2PRFIN20081123_000528_000001152074_00073_35197_4381.N1	23-NOV-2008 00:05:28	Twilight	115.00	51	41Gam1Leo	2.0100	4500.0	230	35197	No
3	GOM_NL__2PRFIN20081123_003258_000000552074_00074_35198_4376.N1	23-NOV-2008 00:32:58	Dark	55.000	70	Zet Pup	2.2460	39000.	110	35198	No
4	GOM_NL__2PRFIN20081123_003646_000000632074_00074_35198_4377.N1	23-NOV-2008 00:36:46	Dark	63.000	117	Pi Pup	2.7060	3800.0	126	35198	No
5	GOM_NL__2PRFIN20081123_004047_000000782074_00074_35198_4378.N1	23-NOV-2008 00:40:47	Dark	78.000	23	21Eps CMa	1.5020	26000.	156	35198	No
6	GOM_NL__2PRFIN20081123_004305_000000882074_00074_35198_4379.N1	23-NOV-2008 00:43:05	Straylight	87.500	179	24Omi2CMa	3.0320	24000.	175	35198	No
7	GOM_NL__2PRFIN20081123_004825_000000452074_00074_35198_4380.N1	23-NOV-2008 00:48:25	Straylight	45.000	1	9Alp CMa	-1.4400	11000.	90	35198	No
8	GOM_NL__2PRFIN20081123_005236_000000642074_00074_35198_4381.N1	23-NOV-2008 00:52:36	Straylight	63.500	7	19Bet Ori	0.10000	14000.	127	35198	No
9	GOM_NL__2PRFIN20081123_005623_000000802074_00074_35198_4382.N1	23-NOV-2008 00:56:23	Twilight	80.000	30	46Eps Ori	1.6940	30000.	160	35198	No
10	GOM_NL__2PRFIN20081123_010112_000000582074_00074_35198_4383.N1	23-NOV-2008 01:01:12	Bright	57.500	13	87Alp Tau	0.86700	3800.0	115	35198	No
11	GOM_NL__2PRFIN20081123_010735_000000512074_00074_35198_4384.N1	23-NOV-2008 01:07:35	Bright	51.000	114	3Iot Aur	2.6930	4600.0	102	35198	No
12	GOM_NL__2PRFIN20081123_011201_000000512074_00074_35198_4385.N1	23-NOV-2008 01:12:01	Bright	51.000	6	13Alp Aur	0.080000	3400.0	102	35198	No
13	GOM_NL__2PRFIN20081123_011426_000000562074_00074_35198_4386.N1	23-NOV-2008 01:14:26	Bright	55.500	42	34Bet Aur	1.9000	10200.	111	35198	No
14	GOM_NL__2PRFIN20081123_013320_000000492074_00074_35198_4387.N1	23-NOV-2008 01:33:20	Bright	49.000	174	52Psi UMa	3.0040	4400.0	98	35198	No
15	GOM_NL__2PRFIN20081123_014300_000000572074_00074_35198_4388.N1	23-NOV-2008 01:43:00	Bright	57.000	96	68Del Leo	2.5600	9300.0	114	35198	No
16	GOM_NL__2PRFIN20081123_014605_000001292074_00074_35198_4389.N1	23-NOV-2008 01:46:05	Twilight	128.50	51	41Gam1Leo	2.0100	4500.0	257	35198	No
17	GOM_NL__2PRFIN20081123_021335_000000532074_00075_35199_4391.N1	23-NOV-2008 02:13:35	Dark	52.500	70	Zet Pup	2.2460	39000.	105	35199	No
18	GOM_NL__2PRFIN20081123_021723_000000652074_00075_35199_4392.N1	23-NOV-2008 02:17:23	Dark	65.000	117	Pi Pup	2.7060	3800.0	130	35199	No
19	GOM_NL__2PRFIN20081123_022124_000000682074_00075_35199_4393.N1	23-NOV-2008 02:21:24	Dark	68.000	23	21Eps CMa	1.5020	26000.	136	35199	No
20	GOM_NL__2PRFIN20081123_022342_000000842074_00075_35199_4394.N1	23-NOV-2008 02:23:42	Straylight	84.000	179	24Omi2CMa	3.0320	24000.	168	35199	No
21	GOM_NL__2PRFIN20081123_022902_000000452074_00075_35199_4395.N1	23-NOV-2008 02:29:02	Straylight	45.000	1	9Alp CMa	-1.4400	11000.	90	35199	No
22	GOM_NL__2PRFIN20081123_023312_000000662074_00075_35199_4396.N1	23-NOV-2008 02:33:12	Straylight	66.000	7	19Bet Ori	0.10000	14000.	132	35199	No
23	GOM_NL__2PRFIN20081123_023658_000000782074_00075_35199_4397.N1	23-NOV-2008 02:36:58	Twilight	77.500	30	46Eps Ori	1.6940	30000.	155	35199	No
24	GOM_NL__2PRFIN20081123_024148_000000562074_00075_35199_4398.N1	23-NOV-2008 02:41:48	Bright	56.000	13	87Alp Tau	0.86700	3800.0	112	35199	No
25	GOM_NL__2PRFIN20081123_024810_000000522074_00075_35199_4399.N1	23-NOV-2008 02:48:10	Bright	52.000	114	3Iot Aur	2.6930	4600.0	104	35199	No
26	GOM_NL__2PRFIN20081123_025237_000000542074_00075_35199_4400.N1	23-NOV-2008 02:52:37	Bright	54.000	6	13Alp Aur	0.080000	3400.0	108	35199	No
27	GOM_NL__2PRFIN20081123_025501_000000572074_00075_35199_4401.N1	23-NOV-2008 02:55:01	Bright	57.000	42	34Bet Aur	1.9000	10200.	114	35199	No
28	GOM_NL__2PRFIN20081123_031356_000000462074_00075_35199_4402.N1	23-NOV-2008 03:13:56	Bright	46.000	174	52Psi UMa	3.0040	4400.0	92	35199	No
29	GOM_NL__2PRFIN20081123_032336_000000572074_00075_35199_4403.N1	23-NOV-2008 03:23:36	Bright	57.000	96	68Del Leo	2.5600	9300.0	114	35199	No
30	GOM_NL__2PRFIN20081123_032642_000001092074_00075_35199_4404.N1	23-NOV-2008 03:26:42	Twilight	109.00	51	41Gam1Leo	2.0100	4500.0	218	35199	No
31	GOM_NL__2PRFIN20081123_035412_000000552074_00076_35200_4407.N1	23-NOV-2008 03:54:12	Dark	54.500	70	Zet Pup	2.2460	39000.	109	35200	No
32	GOM_NL__2PRFIN20081123_035800_000000612074_00076_35200_4408.N1	23-NOV-2008 03:58:00	Dark	60.500	117	Pi Pup	2.7060	3800.0	121	35200	No
33	GOM_NL__2PRFIN20081123_040201_000000732074_00076_35200_4409.N1	23-NOV-2008 04:02:01	Dark	73.000	23	21Eps CMa	1.5020	26000.	146	35200	No
34	GOM_NL__2PRFIN20081123_040419_000000842074_00076_35200_4410.N1	23-NOV-2008 04:04:19	Straylight	84.000	179	24Omi2CMa	3.0320	24000.	168	35200	No
35	GOM_NL__2PRFIN20081123_040938_000000502074_00076_35200_4411.N1	23-NOV-2008 04:09:38	Straylight	50.000	1	9Alp CMa	-1.4400	11000.	100	35200	No
36	GOM_NL__2PRFIN20081123_041348_000000692074_00076_35200_4412.N1	23-NOV-2008 04:13:48	Straylight	69.000	7	19Bet Ori	0.10000	14000.	138	35200	No
37	GOM_NL__2PRFIN20081123_041734_000000772074_00076_35200_4413.N1	23-NOV-2008 04:17:34	Twilight	76.500	30	46Eps Ori	1.6940	30000.	153	35200	No
38	GOM_NL__2PRFIN20081123_042223_000000562074_00076_35200_4414.N1	23-NOV-2008 04:22:23	Bright	56.000	13	87Alp Tau	0.86700	3800.0	112	35200	No
39	GOM_NL__2PRFIN20081123_042846_000000512074_00076_35200_4415.N1	23-NOV-2008 04:28:46	Bright	51.000	114	3Iot Aur	2.6930	4600.0	102	35200	No
40	GOM_NL__2PRFIN20081123_043312_000000542074_00076_35200_4416.N1	23-NOV-2008 04:33:12	Bright	54.000	6	13Alp Aur	0.080000	3400.0	108	35200	No
41	GOM_NL__2PRFIN20081123_043536_000000562074_00076_35200_4417.N1	23-NOV-2008 04:35:36	Bright	55.500	42	34Bet Aur	1.9000	10200.	111	35200	No
42	GOM_NL__2PRFIN20081123_045431_000000492074_00076_35200_4418.N1	23-NOV-2008 04:54:31	Bright	49.000	174	52Psi UMa	3.0040	4400.0	98	35200	No

43	GOM_NL__2PRFIN20081123_050413_000000562074_00076_35200_4419.N1	23-NOV-2008 05:04:13	Bright	56.000	96	68Del Leo	2.5600	9300.0	112	35200	No
44	GOM_NL__2PRFIN20081123_050720_000001192074_00076_35200_4420.N1	23-NOV-2008 05:07:20	Twilight_stray	119.00	51	41Gam1Leo	2.0100	4500.0	238	35200	No
45	GOM_NL__2PRFIN20081123_053450_000000552074_00077_35201_4421.N1	23-NOV-2008 05:34:50	Dark	55.000	70	Zet Pup	2.2460	39000.	110	35201	No
46	GOM_NL__2PRFIN20081123_053837_000000642074_00077_35201_4422.N1	23-NOV-2008 05:38:37	Dark	64.000	117	Pi Pup	2.7060	3800.0	128	35201	No
47	GOM_NL__2PRFIN20081123_054238_000000722074_00077_35201_4423.N1	23-NOV-2008 05:42:38	Dark	71.500	23	21Eps CMa	1.5020	26000.	143	35201	No
48	GOM_NL__2PRFIN20081123_054456_000000832074_00077_35201_4424.N1	23-NOV-2008 05:44:56	Straylight	83.000	179	24Omi2CMa	3.0320	24000.	166	35201	No
49	GOM_NL__2PRFIN20081123_055014_000000502074_00077_35201_4425.N1	23-NOV-2008 05:50:14	Straylight	50.000	1	9Alp CMa	-1.4400	11000.	100	35201	No
50	GOM_NL__2PRFIN20081123_055424_000000672074_00077_35201_4426.N1	23-NOV-2008 05:54:24	Straylight	66.500	7	19Bet Ori	0.10000	14000.	133	35201	No
51	GOM_NL__2PRFIN20081123_055809_000000772074_00077_35201_4427.N1	23-NOV-2008 05:58:09	Twilight_stray	76.500	30	46Eps Ori	1.6940	30000.	153	35201	No
52	GOM_NL__2PRFIN20081123_060258_000000562074_00077_35201_4428.N1	23-NOV-2008 06:02:58	Bright	55.500	13	87Alp Tau	0.86700	3800.0	111	35201	No
53	GOM_NL__2PRFIN20081123_060921_000000512074_00077_35201_4429.N1	23-NOV-2008 06:09:21	Bright	50.500	114	3lot Aur	2.6930	4600.0	101	35201	No
54	GOM_NL__2PRFIN20081123_061347_000000502074_00077_35201_4430.N1	23-NOV-2008 06:13:47	Bright	50.000	6	13Alp Aur	0.080000	3400.0	100	35201	No
55	GOM_NL__2PRFIN20081123_061611_000000572074_00077_35201_4431.N1	23-NOV-2008 06:16:11	Bright	57.000	42	34Bet Aur	1.9000	10200.	114	35201	No
56	GOM_NL__2PRFIN20081123_063507_000000482074_00077_35201_4432.N1	23-NOV-2008 06:35:07	Bright	48.000	174	52Psi UMa	3.0040	4400.0	96	35201	No
57	GOM_NL__2PRFIN20081123_064449_000000552074_00077_35201_4433.N1	23-NOV-2008 06:44:49	Bright	54.500	96	68Del Leo	2.5600	9300.0	109	35201	No
58	GOM_NL__2PRFIN20081123_064757_000001152074_00077_35201_4434.N1	23-NOV-2008 06:47:57	Twilight_stray	115.00	51	41Gam1Leo	2.0100	4500.0	230	35201	No
59	GOM_NL__2PRFIN20081123_071527_000000572074_00078_35202_4453.N1	23-NOV-2008 07:15:27	Dark	57.000	70	Zet Pup	2.2460	39000.	114	35202	No
60	GOM_NL__2PRFIN20081123_071914_000000602074_00078_35202_4454.N1	23-NOV-2008 07:19:14	Dark	60.000	117	Pi Pup	2.7060	3800.0	120	35202	No
61	GOM_NL__2PRFIN20081123_072315_000000742074_00078_35202_4455.N1	23-NOV-2008 07:23:15	Dark	73.500	23	21Eps CMa	1.5020	26000.	147	35202	No
62	GOM_NL__2PRFIN20081123_072532_000000882074_00078_35202_4456.N1	23-NOV-2008 07:25:32	Straylight	88.000	179	24Omi2CMa	3.0320	24000.	176	35202	No
63	GOM_NL__2PRFIN20081123_073050_000000542074_00078_35202_4457.N1	23-NOV-2008 07:30:50	Straylight	54.000	1	9Alp CMa	-1.4400	11000.	108	35202	No
64	GOM_NL__2PRFIN20081123_073459_000000692074_00078_35202_4458.N1	23-NOV-2008 07:34:59	Straylight	69.000	7	19Bet Ori	0.10000	14000.	138	35202	No
65	GOM_NL__2PRFIN20081123_073844_000000822074_00078_35202_4459.N1	23-NOV-2008 07:38:44	Twilight_stray	81.500	30	46Eps Ori	1.6940	30000.	163	35202	No
66	GOM_NL__2PRFIN20081123_074334_000000562074_00078_35202_4460.N1	23-NOV-2008 07:43:34	Bright	56.000	13	87Alp Tau	0.86700	3800.0	112	35202	No
67	GOM_NL__2PRFIN20081123_074956_000000512074_00078_35202_4461.N1	23-NOV-2008 07:49:56	Bright	51.000	114	3lot Aur	2.6930	4600.0	102	35202	No
68	GOM_NL__2PRFIN20081123_075422_000000512074_00078_35202_4462.N1	23-NOV-2008 07:54:22	Bright	51.000	6	13Alp Aur	0.080000	3400.0	102	35202	No
69	GOM_NL__2PRFIN20081123_075645_000000562074_00078_35202_4463.N1	23-NOV-2008 07:56:45	Bright	56.000	42	34Bet Aur	1.9000	10200.	112	35202	No
70	GOM_NL__2PRFIN20081123_081543_000000482074_00078_35202_4464.N1	23-NOV-2008 08:15:43	Bright	48.000	174	52Psi UMa	3.0040	4400.0	96	35202	No
71	GOM_NL__2PRFIN20081123_082526_000000552074_00078_35202_4465.N1	23-NOV-2008 08:25:26	Bright	55.000	96	68Del Leo	2.5600	9300.0	110	35202	No
72	GOM_NL__2PRFIN20081123_082835_000001132074_00078_35202_4466.N1	23-NOV-2008 08:28:35	Twilight_stray	112.50	51	41Gam1Leo	2.0100	4500.0	225	35202	No
73	GOM_NL__2PRFIN20081123_085604_000000572074_00079_35203_4461.N1	23-NOV-2008 08:56:04	Dark	57.000	70	Zet Pup	2.2460	39000.	114	35203	No
74	GOM_NL__2PRFIN20081123_085951_000000632074_00079_35203_4462.N1	23-NOV-2008 08:59:51	Dark	62.500	117	Pi Pup	2.7060	3800.0	125	35203	No
75	GOM_NL__2PRFIN20081123_090352_000000702074_00079_35203_4463.N1	23-NOV-2008 09:03:52	Dark	70.000	23	21Eps CMa	1.5020	26000.	140	35203	No
76	GOM_NL__2PRFIN20081123_090609_000000852074_00079_35203_4464.N1	23-NOV-2008 09:06:09	Straylight	84.500	179	24Omi2CMa	3.0320	24000.	169	35203	No
77	GOM_NL__2PRFIN20081123_091126_000000542074_00079_35203_4465.N1	23-NOV-2008 09:11:26	Straylight	53.500	1	9Alp CMa	-1.4400	11000.	107	35203	No
78	GOM_NL__2PRFIN20081123_091535_000000692074_00079_35203_4466.N1	23-NOV-2008 09:15:35	Straylight	68.500	7	19Bet Ori	0.10000	14000.	137	35203	No
79	GOM_NL__2PRFIN20081123_091919_000000772074_00079_35203_4467.N1	23-NOV-2008 09:19:19	Twilight_stray	76.500	30	46Eps Ori	1.6940	30000.	153	35203	No
80	GOM_NL__2PRFIN20081123_092409_000000562074_00079_35203_4468.N1	23-NOV-2008 09:24:09	Bright	55.500	13	87Alp Tau	0.86700	3800.0	111	35203	No
81	GOM_NL__2PRFIN20081123_093031_000000512074_00079_35203_4469.N1	23-NOV-2008 09:30:31	Bright	51.000	114	3lot Aur	2.6930	4600.0	102	35203	No
82	GOM_NL__2PRFIN20081123_093457_000000512074_00079_35203_4470.N1	23-NOV-2008 09:34:57	Bright	50.500	6	13Alp Aur	0.080000	3400.0	101	35203	No
83	GOM_NL__2PRFIN20081123_093720_000000562074_00079_35203_4471.N1	23-NOV-2008 09:37:20	Bright	56.000	42	34Bet Aur	1.9000	10200.	112	35203	No
84	GOM_NL__2PRFIN20081123_095619_000000502074_00079_35203_4472.N1	23-NOV-2008 09:56:19	Bright	50.000	174	52Psi UMa	3.0040	4400.0	100	35203	No
85	GOM_NL__2PRFIN20081123_100602_000000592074_00079_35203_4473.N1	23-NOV-2008 10:06:02	Bright	58.500	96	68Del Leo	2.5600	9300.0	117	35203	No
86	GOM_NL__2PRFIN20081123_100912_000001192074_00079_35203_4474.N1	23-NOV-2008 10:09:12	Twilight_stray	118.50	51	41Gam1Leo	2.0100	4500.0	237	35203	No
87	GOM_NL__2PRFIN20081123_103641_000000532074_00080_35204_4476.N1	23-NOV-2008 10:36:41	Dark	53.000	70	Zet Pup	2.2460	39000.	106	35204	No
88	GOM_NL__2PRFIN20081123_104028_000000652074_00080_35204_4477.N1	23-NOV-2008 10:40:28	Dark	64.500	117	Pi Pup	2.7060	3800.0	129	35204	No
89	GOM_NL__2PRFIN20081123_104428_000000682074_00080_35204_4478.N1	23-NOV-2008 10:44:28	Dark	68.000	23	21Eps CMa	1.5020	26000.	136	35204	No
90	GOM_NL__2PRFIN20081123_104646_000000832074_00080_35204_4479.N1	23-NOV-2008 10:46:46	Straylight	83.000	179	24Omi2CMa	3.0320	24000.	166	35204	No
91	GOM_NL__2PRFIN20081123_105202_000000592074_00080_35204_4480.N1	23-NOV-2008 10:52:02	Straylight	58.500	1	9Alp CMa	-1.4400	11000.	117	35204	No
92	GOM_NL__2PRFIN20081123_105611_000000692074_00080_35204_4481.N1	23-NOV-2008 10:56:11	Straylight	69.000	7	19Bet Ori	0.10000	14000.	138	35204	No
93	GOM_NL__2PRFIN20081123_105955_000000762074_00080_35204_4482.N1	23-NOV-2008 10:59:55	Twilight_stray	76.000	30	46Eps Ori	1.6940	30000.	152	35204	No
94	GOM_NL__2PRFIN20081123_110445_000000522074_00080_35204_4483.N1	23-NOV-2008 11:04:45	Bright	51.500	13	87Alp Tau	0.86700	3800.0	103	35204	No
95	GOM_NL__2PRFIN20081123_111106_000000522074_00080_35204_4484.N1	23-NOV-2008 11:11:06	Bright	51.500	114	3lot Aur	2.6930	4600.0	103	35204	No
96	GOM_NL__2PRFIN20081123_111532_000000522074_00080_35204_4485.N1	23-NOV-2008 11:15:32	Bright	52.000	6	13Alp Aur	0.080000	3400.0	104	35204	No
97	GOM_NL__2PRFIN20081123_111755_000000562074_00080_35204_4486.N1	23-NOV-2008 11:17:55	Bright	56.000	42	34Bet Aur	1.9000	10200.	112	35204	No
98	GOM_NL__2PRFIN20081123_113655_000000462074_00080_35204_4487.N1	23-NOV-2008 11:36:55	Bright	46.000	174	52Psi UMa	3.0040	4400.0	92	35204	No
99	GOM_NL__2PRFIN20081123_114639_000000552074_00080_35204_4488.N1	23-NOV-2008 11:46:39	Bright	55.000	96	68Del Leo	2.5600	9300.0	110	35204	No
100	GOM_NL__2PRFIN20081123_114949_000001112074_00080_35204_4489.N1	23-NOV-2008 11:49:49	Twilight_stray	111.00	51	41Gam1Leo	2.0100	4500.0	222	35204	No
101	GOM_NL__2PRFIN20081123_121718_000000542074_00081_35205_4492.N1	23-NOV-2008 12:17:18	Dark	54.000	70	Zet Pup	2.2460	39000.	108	35205	No

102	GOM_NL__2PRFIN20081123_122105_000000622074_00081_35205_4493.N1	23-NOV-2008 12:21:05	Dark	61.500	117	Pi Pup	2.7060	3800.0	123	35205	No
103	GOM_NL__2PRFIN20081123_122505_000000722074_00081_35205_4494.N1	23-NOV-2008 12:25:05	Dark	71.500	23	21Eps CMa	1.5020	26000.	143	35205	No
104	GOM_NL__2PRFIN20081123_122723_000000822074_00081_35205_4495.N1	23-NOV-2008 12:27:23	Straylight	82.000	179	24Omi2CMa	3.0320	24000.	164	35205	No
105	GOM_NL__2PRFIN20081123_123238_000000592074_00081_35205_4496.N1	23-NOV-2008 12:32:38	Straylight	59.000	1	9Alp CMa	-1.4400	11000.	118	35205	No
106	GOM_NL__2PRFIN20081123_123647_000000652074_00081_35205_4497.N1	23-NOV-2008 12:36:47	Straylight	65.000	7	19Bet Ori	0.10000	14000.	130	35205	No
107	GOM_NL__2PRFIN20081123_124030_000000792074_00081_35205_4498.N1	23-NOV-2008 12:40:30	Twilight_stray	78.500	30	46Eps Ori	1.6940	30000.	157	35205	No
108	GOM_NL__2PRFIN20081123_124520_000000582074_00081_35205_4499.N1	23-NOV-2008 12:45:20	Bright	57.500	13	87Alp Tau	0.86700	3800.0	115	35205	No
109	GOM_NL__2PRFIN20081123_125141_000000512074_00081_35205_4500.N1	23-NOV-2008 12:51:41	Bright	51.000	114	3lot Aur	2.6930	4600.0	102	35205	No
110	GOM_NL__2PRFIN20081123_125607_000000512074_00081_35205_4501.N1	23-NOV-2008 12:56:07	Bright	50.500	6	13Alp Aur	0.080000	3400.0	101	35205	No
111	GOM_NL__2PRFIN20081123_125830_000000572074_00081_35205_4502.N1	23-NOV-2008 12:58:30	Bright	57.000	42	34Bet Aur	1.9000	10200.	114	35205	No
112	GOM_NL__2PRFIN20081123_131730_000000462074_00081_35205_4503.N1	23-NOV-2008 13:17:30	Bright	46.000	174	52Psi UMa	3.0040	4400.0	92	35205	No
113	GOM_NL__2PRFIN20081123_132715_000000592074_00081_35205_4504.N1	23-NOV-2008 13:27:15	Bright	58.500	96	68Del Leo	2.5600	9300.0	117	35205	No
114	GOM_NL__2PRFIN20081123_133026_000001152074_00081_35205_4505.N1	23-NOV-2008 13:30:26	Twilight_stray	114.50	51	41Gam1Leo	2.0100	4500.0	229	35205	No
115	GOM_NL__2PRFIN20081123_135755_000000592074_00082_35206_4522.N1	23-NOV-2008 13:57:55	Dark	58.500	70	Zet Pup	2.2460	39000.	117	35206	No
116	GOM_NL__2PRFIN20081123_140142_000000702074_00082_35206_4523.N1	23-NOV-2008 14:01:42	Dark	69.500	117	Pi Pup	2.7060	3800.0	139	35206	No
117	GOM_NL__2PRFIN20081123_140542_000000772074_00082_35206_4524.N1	23-NOV-2008 14:05:42	Dark	76.500	23	21Eps CMa	1.5020	26000.	153	35206	No
118	GOM_NL__2PRFIN20081123_140759_000000842074_00082_35206_4525.N1	23-NOV-2008 14:07:59	Straylight	84.000	179	24Omi2CMa	3.0320	24000.	168	35206	No
119	GOM_NL__2PRFIN20081123_141314_000000632074_00082_35206_4526.N1	23-NOV-2008 14:13:14	Straylight	63.000	1	9Alp CMa	-1.4400	11000.	126	35206	No
120	GOM_NL__2PRFIN20081123_141722_000000692074_00082_35206_4527.N1	23-NOV-2008 14:17:22	Straylight	69.000	7	19Bet Ori	0.10000	14000.	138	35206	No
121	GOM_NL__2PRFIN20081123_142105_000000802074_00082_35206_4528.N1	23-NOV-2008 14:21:05	Twilight_stray	79.500	30	46Eps Ori	1.6940	30000.	159	35206	No
122	GOM_NL__2PRFIN20081123_142555_000000552074_00082_35206_4529.N1	23-NOV-2008 14:25:55	Bright	54.500	13	87Alp Tau	0.86700	3800.0	109	35206	No
123	GOM_NL__2PRFIN20081123_143216_000000512074_00082_35206_4530.N1	23-NOV-2008 14:32:16	Bright	51.000	114	3lot Aur	2.6930	4600.0	102	35206	No
124	GOM_NL__2PRFIN20081123_143642_000000502074_00082_35206_4531.N1	23-NOV-2008 14:36:42	Bright	49.500	6	13Alp Aur	0.080000	3400.0	99	35206	No
125	GOM_NL__2PRFIN20081123_143905_000000562074_00082_35206_4532.N1	23-NOV-2008 14:39:05	Bright	56.000	42	34Bet Aur	1.9000	10200.	112	35206	No
126	GOM_NL__2PRFIN20081123_145806_000000492074_00082_35206_4533.N1	23-NOV-2008 14:58:06	Bright	48.500	174	52Psi UMa	3.0040	4400.0	97	35206	No
127	GOM_NL__2PRFIN20081123_150752_000000582074_00082_35206_4534.N1	23-NOV-2008 15:07:52	Bright	58.000	96	68Del Leo	2.5600	9300.0	116	35206	No
128	GOM_NL__2PRFIN20081123_151104_000001162074_00082_35206_4535.N1	23-NOV-2008 15:11:04	Twilight_stray	115.50	51	41Gam1Leo	2.0100	4500.0	231	35206	No
129	GOM_NL__2PRFIN20081123_153832_000000552074_00083_35207_4540.N1	23-NOV-2008 15:38:32	Dark	55.000	70	Zet Pup	2.2460	39000.	110	35207	No
130	GOM_NL__2PRFIN20081123_154219_000000652074_00083_35207_4541.N1	23-NOV-2008 15:42:19	Dark	64.500	117	Pi Pup	2.7060	3800.0	129	35207	No
131	GOM_NL__2PRFIN20081123_154619_000000752074_00083_35207_4542.N1	23-NOV-2008 15:46:19	Dark	74.500	23	21Eps CMa	1.5020	26000.	149	35207	No
132	GOM_NL__2PRFIN20081123_154836_000000872074_00083_35207_4543.N1	23-NOV-2008 15:48:36	Straylight	86.500	179	24Omi2CMa	3.0320	24000.	173	35207	No
133	GOM_NL__2PRFIN20081123_155350_000000632074_00083_35207_4544.N1	23-NOV-2008 15:53:50	Straylight	63.000	1	9Alp CMa	-1.4400	11000.	126	35207	No
134	GOM_NL__2PRFIN20081123_155758_000000672074_00083_35207_4545.N1	23-NOV-2008 15:57:58	Straylight	66.500	7	19Bet Ori	0.10000	14000.	133	35207	No
135	GOM_NL__2PRFIN20081123_160140_000000782074_00083_35207_4546.N1	23-NOV-2008 16:01:40	Twilight_stray	78.000	30	46Eps Ori	1.6940	30000.	156	35207	No
136	GOM_NL__2PRFIN20081123_160631_000000522074_00083_35207_4547.N1	23-NOV-2008 16:06:31	Bright	52.000	13	87Alp Tau	0.86700	3800.0	104	35207	No
137	GOM_NL__2PRFIN20081123_161251_000000512074_00083_35207_4548.N1	23-NOV-2008 16:12:51	Bright	50.500	114	3lot Aur	2.6930	4600.0	101	35207	No
138	GOM_NL__2PRFIN20081123_161717_000000512074_00083_35207_4549.N1	23-NOV-2008 16:17:17	Bright	50.500	6	13Alp Aur	0.080000	3400.0	101	35207	No
139	GOM_NL__2PRFIN20081123_161939_000000542074_00083_35207_4550.N1	23-NOV-2008 16:19:39	Bright	54.000	42	34Bet Aur	1.9000	10200.	108	35207	No
140	GOM_NL__2PRFIN20081123_163842_000000492074_00083_35207_4551.N1	23-NOV-2008 16:38:42	Bright	48.500	174	52Psi UMa	3.0040	4400.0	97	35207	No
141	GOM_NL__2PRFIN20081123_164828_000000572074_00083_35207_4552.N1	23-NOV-2008 16:48:28	Bright	56.500	96	68Del Leo	2.5600	9300.0	113	35207	No
142	GOM_NL__2PRFIN20081123_165141_000001122074_00083_35207_4553.N1	23-NOV-2008 16:51:41	Twilight_stray	111.50	51	41Gam1Leo	2.0100	4500.0	223	35207	No
143	GOM_NL__2PRFIN20081123_171909_000000542074_00084_35208_4548.N1	23-NOV-2008 17:19:09	Dark	54.000	70	Zet Pup	2.2460	39000.	108	35208	No
144	GOM_NL__2PRFIN20081123_172256_000000682074_00084_35208_4549.N1	23-NOV-2008 17:22:56	Dark	67.500	117	Pi Pup	2.7060	3800.0	135	35208	No
145	GOM_NL__2PRFIN20081123_172656_000000732074_00084_35208_4550.N1	23-NOV-2008 17:26:56	Dark	73.000	23	21Eps CMa	1.5020	26000.	146	35208	No
146	GOM_NL__2PRFIN20081123_172913_000000852074_00084_35208_4551.N1	23-NOV-2008 17:29:13	Straylight	85.000	179	24Omi2CMa	3.0320	24000.	170	35208	No
147	GOM_NL__2PRFIN20081123_173427_000000672074_00084_35208_4552.N1	23-NOV-2008 17:34:27	Straylight	67.000	1	9Alp CMa	-1.4400	11000.	134	35208	No
148	GOM_NL__2PRFIN20081123_173834_000000702074_00084_35208_4553.N1	23-NOV-2008 17:38:34	Straylight	69.500	7	19Bet Ori	0.10000	14000.	139	35208	No
149	GOM_NL__2PRFIN20081123_174216_000000812074_00084_35208_4554.N1	23-NOV-2008 17:42:16	Twilight_stray	81.000	30	46Eps Ori	1.6940	30000.	162	35208	No
150	GOM_NL__2PRFIN20081123_174706_000000552074_00084_35208_4555.N1	23-NOV-2008 17:47:06	Bright	54.500	13	87Alp Tau	0.86700	3800.0	109	35208	No
151	GOM_NL__2PRFIN20081123_175326_000000512074_00084_35208_4556.N1	23-NOV-2008 17:53:26	Bright	51.000	114	3lot Aur	2.6930	4600.0	102	35208	No
152	GOM_NL__2PRFIN20081123_175753_000000532074_00084_35208_4557.N1	23-NOV-2008 17:57:53	Bright	52.500	6	13Alp Aur	0.080000	3400.0	105	35208	No
153	GOM_NL__2PRFIN20081123_180014_000000572074_00084_35208_4558.N1	23-NOV-2008 18:00:14	Bright	56.500	42	34Bet Aur	1.9000	10200.	113	35208	No
154	GOM_NL__2PRFIN20081123_181918_000000492074_00084_35208_4559.N1	23-NOV-2008 18:19:18	Bright	49.000	174	52Psi UMa	3.0040	4400.0	98	35208	No
155	GOM_NL__2PRFIN20081123_182905_000000582074_00084_35208_4560.N1	23-NOV-2008 18:29:05	Bright	58.000	96	68Del Leo	2.5600	9300.0	116	35208	No
156	GOM_NL__2PRFIN20081123_183219_000001152074_00084_35208_4561.N1	23-NOV-2008 18:32:19	Twilight_stray	114.50	51	41Gam1Leo	2.0100	4500.0	229	35208	No
157	GOM_NL__2PRFIN20081123_185947_000000542074_00085_35209_4564.N1	23-NOV-2008 18:59:47	Dark	54.000	70	Zet Pup	2.2460	39000.	108	35209	No
158	GOM_NL__2PRFIN20081123_190333_000000632074_00085_35209_4565.N1	23-NOV-2008 19:03:33	Dark	63.000	117	Pi Pup	2.7060	3800.0	126	35209	No
159	GOM_NL__2PRFIN20081123_190733_000000732074_00085_35209_4566.N1	23-NOV-2008 19:07:33	Dark	73.000	23	21Eps CMa	1.5020	26000.	146	35209	No
160	GOM_NL__2PRFIN20081123_190950_000000852074_00085_35209_4567.N1	23-NOV-2008 19:09:50	Straylight	84.500	179	24Omi2CMa	3.0320	24000.	169	35209	No

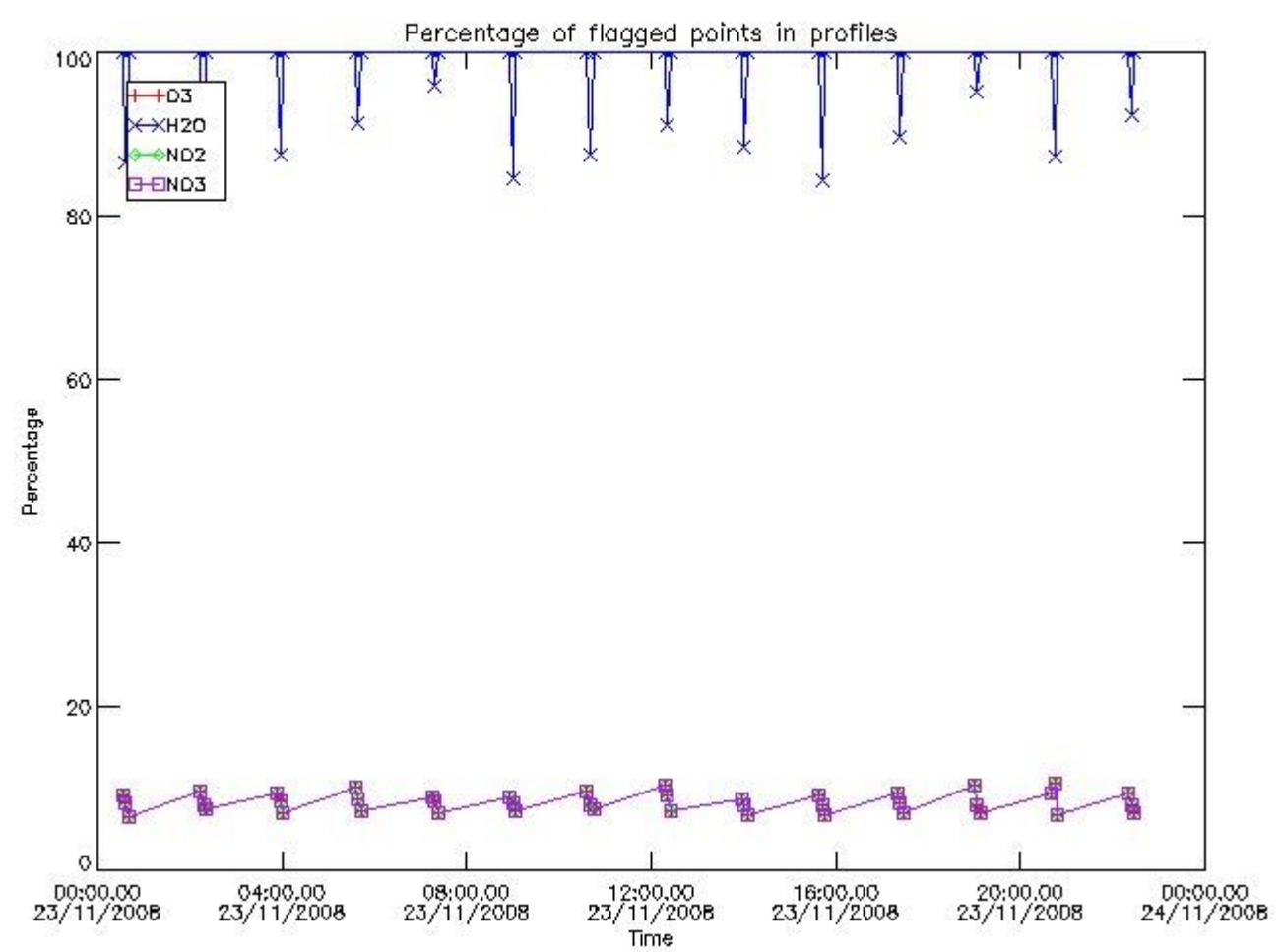


161	GOM_NL__2PRFIN20081123_191503_000000672074_00085_35209_4568.N1	23-NOV-2008 19:15:03	Straylight	67.000	1	9Alp CMa	-1.4400	11000.	134	35209	No
162	GOM_NL__2PRFIN20081123_191910_000000712074_00085_35209_4569.N1	23-NOV-2008 19:19:10	Straylight	71.000	7	19Bet Ori	0.10000	14000.	142	35209	No
163	GOM_NL__2PRFIN20081123_192251_000000752074_00085_35209_4570.N1	23-NOV-2008 19:22:51	Twilight_stray	74.500	30	46Eps Ori	1.6940	30000.	149	35209	No
164	GOM_NL__2PRFIN20081123_192742_000000562074_00085_35209_4571.N1	23-NOV-2008 19:27:42	Bright	55.500	13	87Alp Tau	0.86700	3800.0	111	35209	No
165	GOM_NL__2PRFIN20081123_193401_000000502074_00085_35209_4572.N1	23-NOV-2008 19:34:01	Bright	50.000	114	3lot Aur	2.6930	4600.0	100	35209	No
166	GOM_NL__2PRFIN20081123_193828_000000712074_00085_35209_4573.N1	23-NOV-2008 19:38:28	Bright	71.000	6	13Alp Aur	0.080000	3400.0	142	35209	No
167	GOM_NL__2PRFIN20081123_194049_000000562074_00085_35209_4574.N1	23-NOV-2008 19:40:49	Bright	56.000	42	34Bet Aur	1.9000	10200.	112	35209	No
168	GOM_NL__2PRFIN20081123_195954_000000512074_00085_35209_4575.N1	23-NOV-2008 19:59:54	Bright	51.000	174	52Psi UMa	3.0040	4400.0	102	35209	No
169	GOM_NL__2PRFIN20081123_200941_000000582074_00085_35209_4576.N1	23-NOV-2008 20:09:41	Bright	57.500	96	68Del Leo	2.5600	9300.0	115	35209	No
170	GOM_NL__2PRFIN20081123_201256_000001152074_00085_35209_4577.N1	23-NOV-2008 20:12:56	Twilight_stray	115.00	51	41Gam1Leo	2.0100	4500.0	230	35209	No
171	GOM_NL__2PRFIN20081123_204024_000000542074_00086_35210_4580.N1	23-NOV-2008 20:40:24	Dark	54.000	70	Zet Pup	2.2460	39000.	108	35210	No
172	GOM_NL__2PRFIN20081123_204410_000000712074_00086_35210_4581.N1	23-NOV-2008 20:44:10	Dark	71.000	117	Pi Pup	2.7060	3800.0	142	35210	No
173	GOM_NL__2PRFIN20081123_204810_000000752074_00086_35210_4582.N1	23-NOV-2008 20:48:10	Dark	74.500	23	21Eps CMa	1.5020	26000.	149	35210	No
174	GOM_NL__2PRFIN20081123_205027_000000852074_00086_35210_4583.N1	23-NOV-2008 20:50:27	Straylight	84.500	179	24Omi2CMa	3.0320	24000.	169	35210	No
175	GOM_NL__2PRFIN20081123_205539_000000722074_00086_35210_4584.N1	23-NOV-2008 20:55:39	Straylight	72.000	1	9Alp CMa	-1.4400	11000.	144	35210	No
176	GOM_NL__2PRFIN20081123_205946_000000632074_00086_35210_4585.N1	23-NOV-2008 20:59:46	Straylight	63.000	7	19Bet Ori	0.10000	14000.	126	35210	No
177	GOM_NL__2PRFIN20081123_210326_000000762074_00086_35210_4586.N1	23-NOV-2008 21:03:26	Twilight_stray	75.500	30	46Eps Ori	1.6940	30000.	151	35210	No
178	GOM_NL__2PRFIN20081123_210817_000000562074_00086_35210_4587.N1	23-NOV-2008 21:08:17	Bright	56.000	13	87Alp Tau	0.86700	3800.0	112	35210	No
179	GOM_NL__2PRFIN20081123_211437_000000512074_00086_35210_4588.N1	23-NOV-2008 21:14:37	Bright	51.000	114	3lot Aur	2.6930	4600.0	102	35210	No
180	GOM_NL__2PRFIN20081123_211903_000000522074_00086_35210_4589.N1	23-NOV-2008 21:19:03	Bright	52.000	6	13Alp Aur	0.080000	3400.0	104	35210	No
181	GOM_NL__2PRFIN20081123_212124_000000572074_00086_35210_4590.N1	23-NOV-2008 21:21:24	Bright	56.500	42	34Bet Aur	1.9000	10200.	113	35210	No
182	GOM_NL__2PRFIN20081123_214029_000000492074_00086_35210_4591.N1	23-NOV-2008 21:40:29	Bright	48.500	174	52Psi UMa	3.0040	4400.0	97	35210	No
183	GOM_NL__2PRFIN20081123_215018_000000582074_00086_35210_4592.N1	23-NOV-2008 21:50:18	Bright	58.000	96	68Del Leo	2.5600	9300.0	116	35210	No
184	GOM_NL__2PRFIN20081123_215334_000001232074_00086_35210_4593.N1	23-NOV-2008 21:53:34	Twilight_stray	122.50	51	41Gam1Leo	2.0100	4500.0	245	35210	No
185	GOM_NL__2PRFIN20081123_222101_000000542074_00087_35211_4612.N1	23-NOV-2008 22:21:01	Dark	54.000	70	Zet Pup	2.2460	39000.	108	35211	No
186	GOM_NL__2PRFIN20081123_222446_000000652074_00087_35211_4613.N1	23-NOV-2008 22:24:46	Dark	65.000	117	Pi Pup	2.7060	3800.0	130	35211	No
187	GOM_NL__2PRFIN20081123_222846_000000732074_00087_35211_4614.N1	23-NOV-2008 22:28:46	Dark	73.000	23	21Eps CMa	1.5020	26000.	146	35211	No
188	GOM_NL__2PRFIN20081123_223104_000000832074_00087_35211_4615.N1	23-NOV-2008 22:31:04	Straylight	82.500	179	24Omi2CMa	3.0320	24000.	165	35211	No
189	GOM_NL__2PRFIN20081123_223615_000000722074_00087_35211_4616.N1	23-NOV-2008 22:36:15	Straylight	72.000	1	9Alp CMa	-1.4400	11000.	144	35211	No
190	GOM_NL__2PRFIN20081123_224021_000000682074_00087_35211_4617.N1	23-NOV-2008 22:40:21	Straylight	68.000	7	19Bet Ori	0.10000	14000.	136	35211	No
191	GOM_NL__2PRFIN20081123_224401_000000762074_00087_35211_4618.N1	23-NOV-2008 22:44:01	Twilight_stray	76.000	30	46Eps Ori	1.6940	30000.	152	35211	No
192	GOM_NL__2PRFIN20081123_224852_000000572074_00087_35211_4619.N1	23-NOV-2008 22:48:52	Bright	57.000	13	87Alp Tau	0.86700	3800.0	114	35211	No
193	GOM_NL__2PRFIN20081123_225512_000000512074_00087_35211_4620.N1	23-NOV-2008 22:55:12	Bright	51.000	114	3lot Aur	2.6930	4600.0	102	35211	No
194	GOM_NL__2PRFIN20081123_225938_000000502074_00087_35211_4621.N1	23-NOV-2008 22:59:38	Bright	50.000	6	13Alp Aur	0.080000	3400.0	100	35211	No
195	GOM_NL__2PRFIN20081123_230158_000000562074_00087_35211_4622.N1	23-NOV-2008 23:01:58	Bright	55.500	42	34Bet Aur	1.9000	10200.	111	35211	No
196	GOM_NL__2PRFIN20081123_232105_000000492074_00087_35211_4623.N1	23-NOV-2008 23:21:05	Bright	49.000	174	52Psi UMa	3.0040	4400.0	98	35211	No
197	GOM_NL__2PRFIN20081123_233054_000000592074_00087_35211_4624.N1	23-NOV-2008 23:30:54	Bright	59.000	96	68Del Leo	2.5600	9300.0	118	35211	No
198	GOM_NL__2PRFIN20081123_233411_000001222074_00087_35211_4625.N1	23-NOV-2008 23:34:11	Twilight_stray	122.00	51	41Gam1Leo	2.0100	4500.0	244	35211	No

### 3. Quality information per product


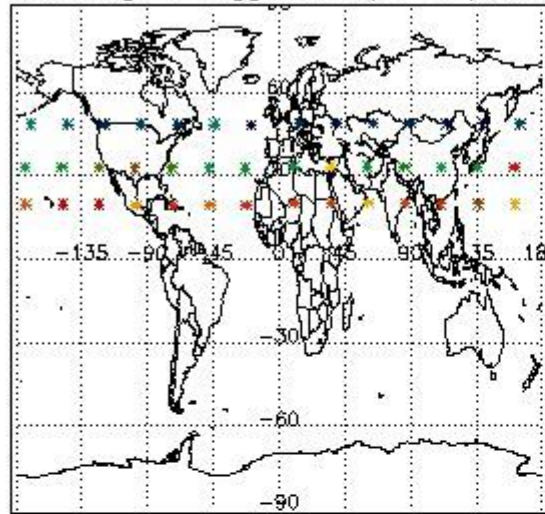
In this section it is plotted some information contained in the Quality Summary data set of the level 2 products. Only products in dark limb conditions and without errors (error flag in the MPH set to "0") are used.

#### 3.1 Plot quality information per product (time dependant)

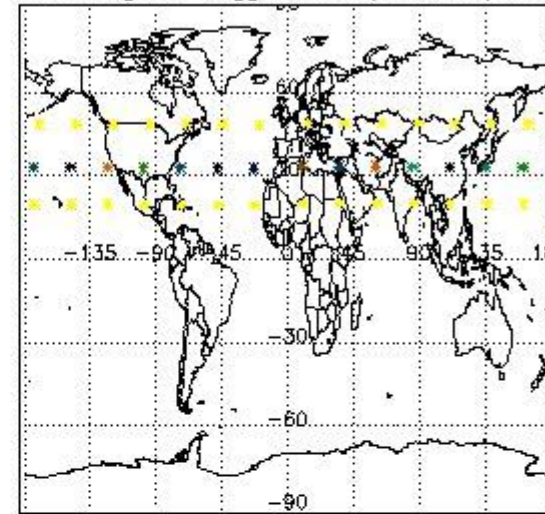


3.2 Plot quality information per product (world map)


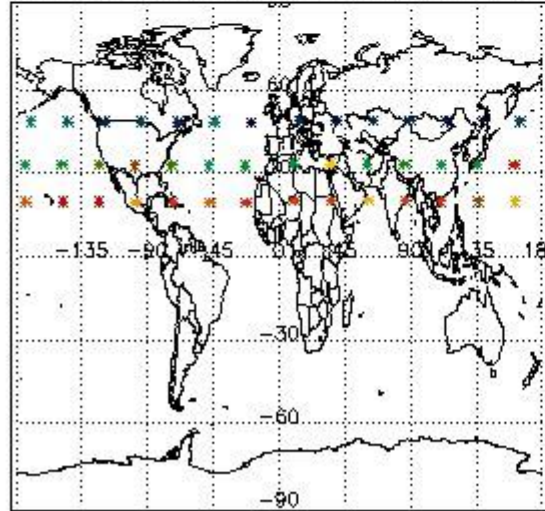
Percentage of flagged data per O3 profile



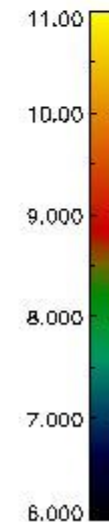
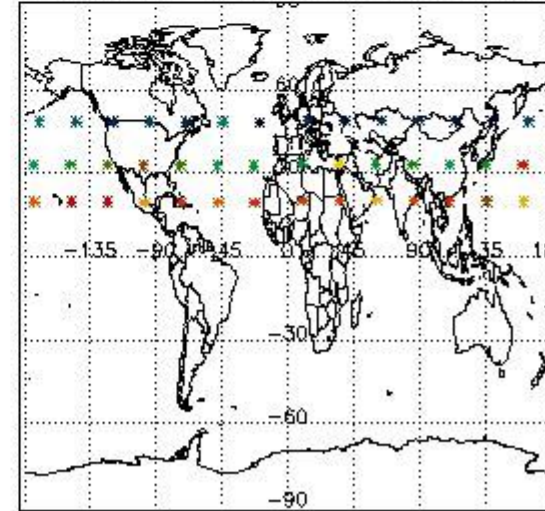
Percentage of flagged data per H2O profile



Percentage of flagged data per NO2 profile



Percentage of flagged data per NO3 profile

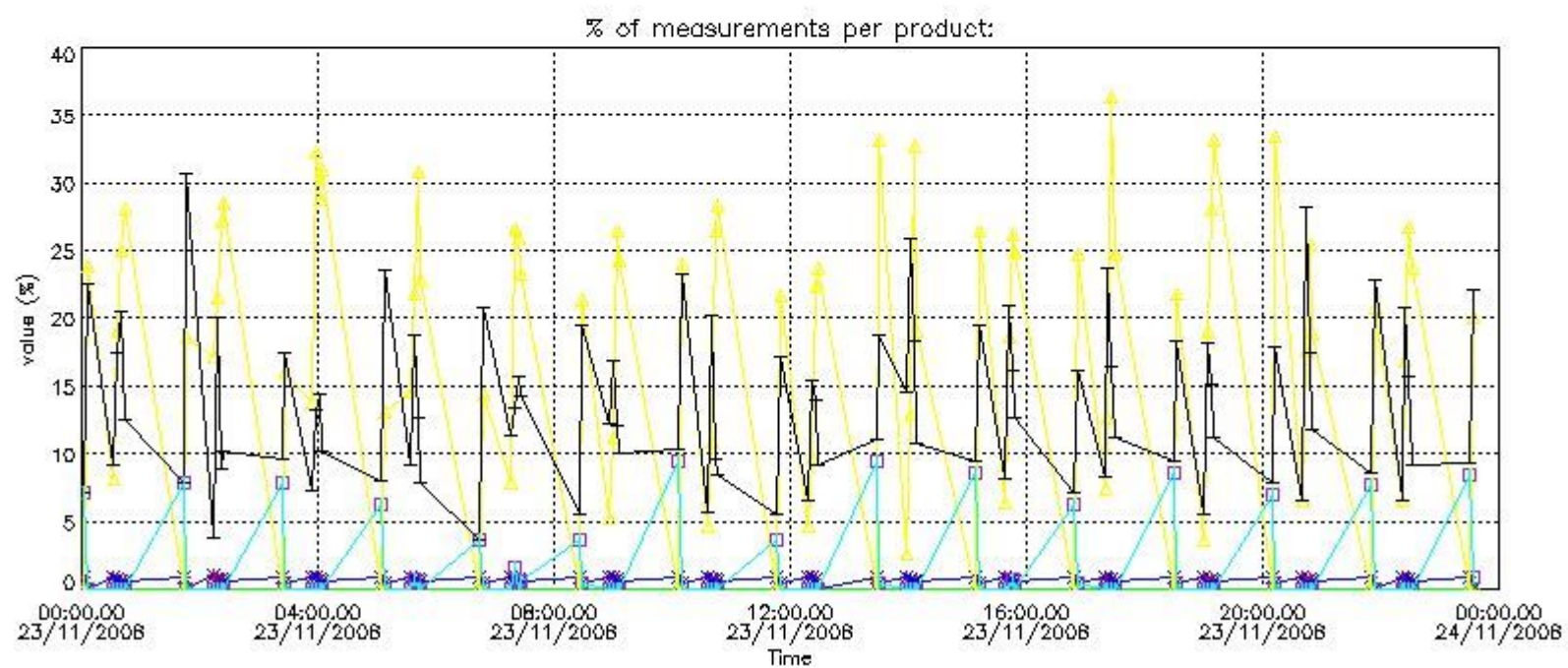


#### 4. Level 1 quality information per product

In this section it is plotted some information contained in the Quality Summary data set of the level 2 products that comes from the level 1b processing. Products without errors (error flag in the MPH set to "0") are used.

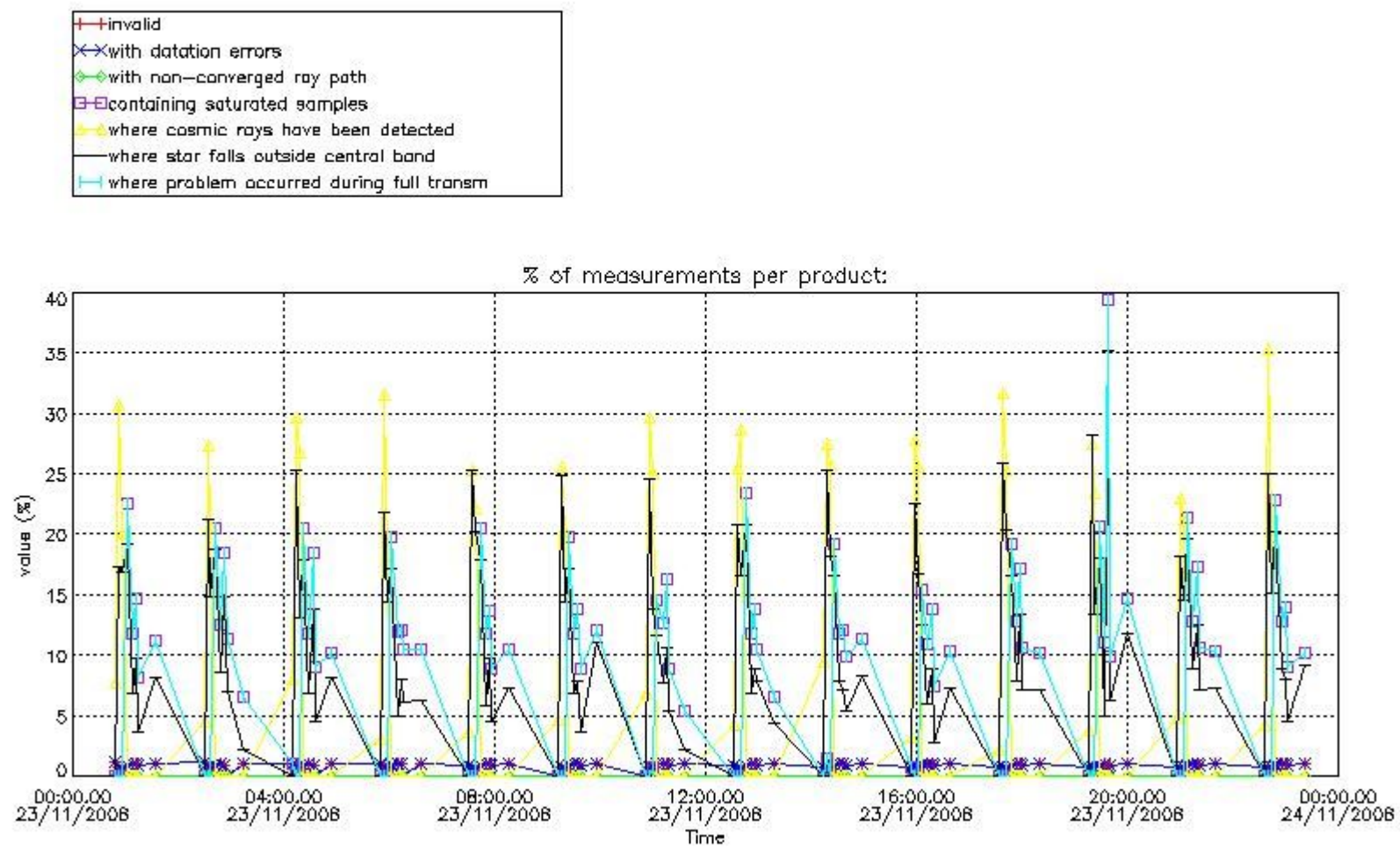
##### 4.1 Plot quality information per product (time dependant) coming from level 1b processing

###### 4.1.1 Plot level 1 quality information per product (time dependant): ENVISAT ASCENDING passes



4.1.2 Plot level 1 quality information per product (time dependant): ENVI SAT DESCENDING passes

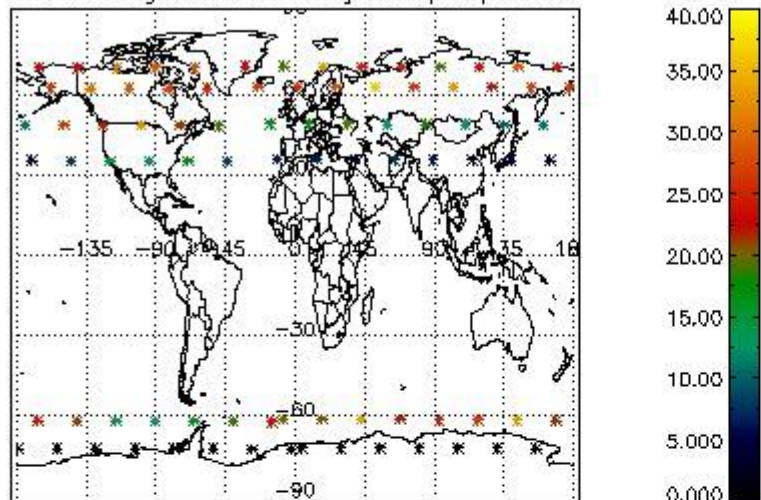




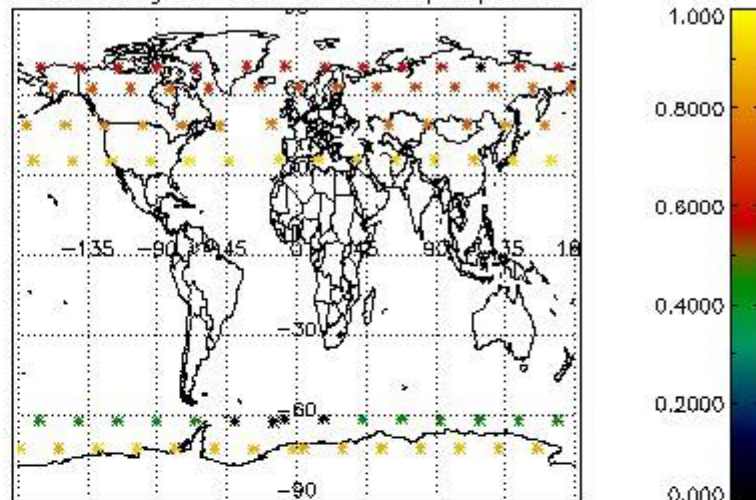
#### 4.2 Plot quality information per product coming from level 1b processing (world map)

##### 4.2.1 Plot level 1 quality information per product (world map): ENVISAT ASCENDING passes

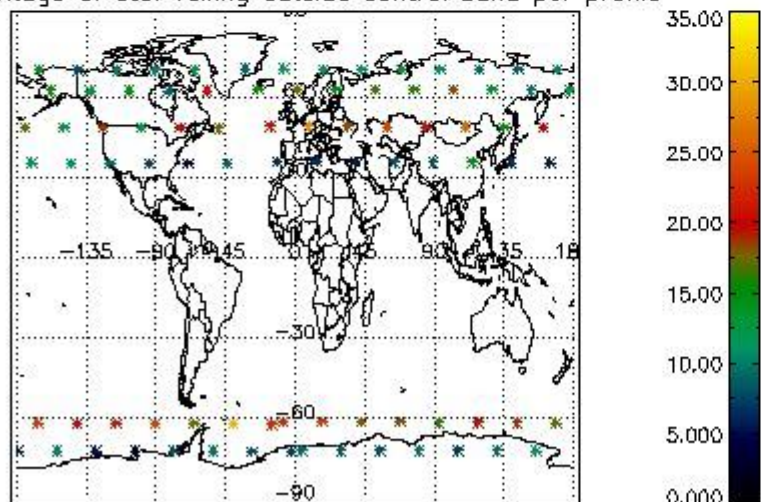
Percentage of cosmic ray hits per profile



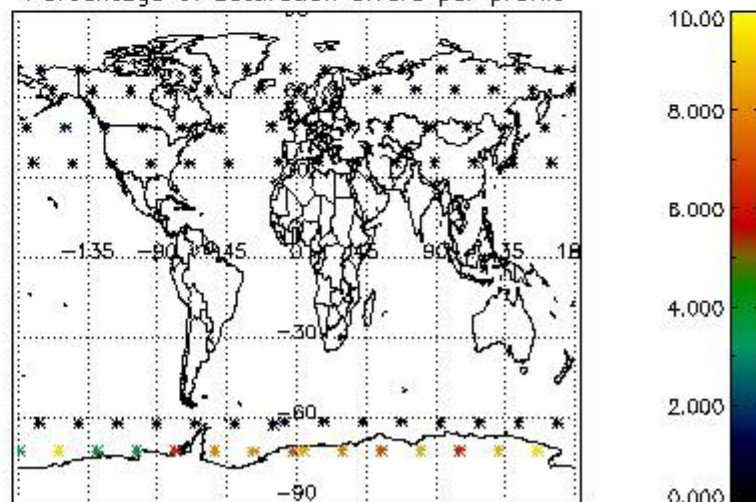
Percentage of datation errors per profile



Percentage of star falling outside central band per profile

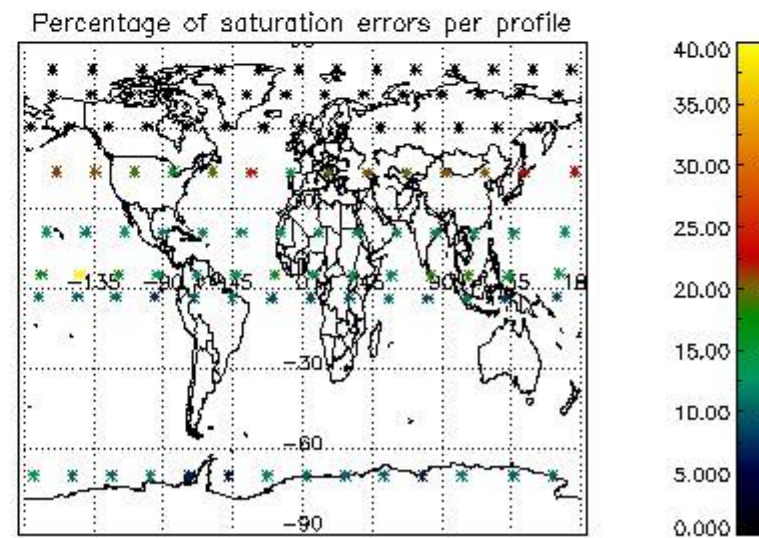
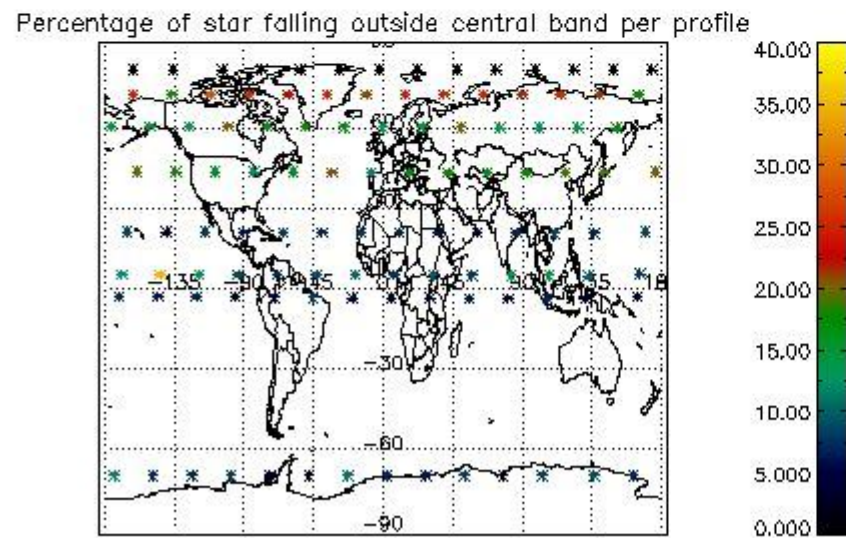
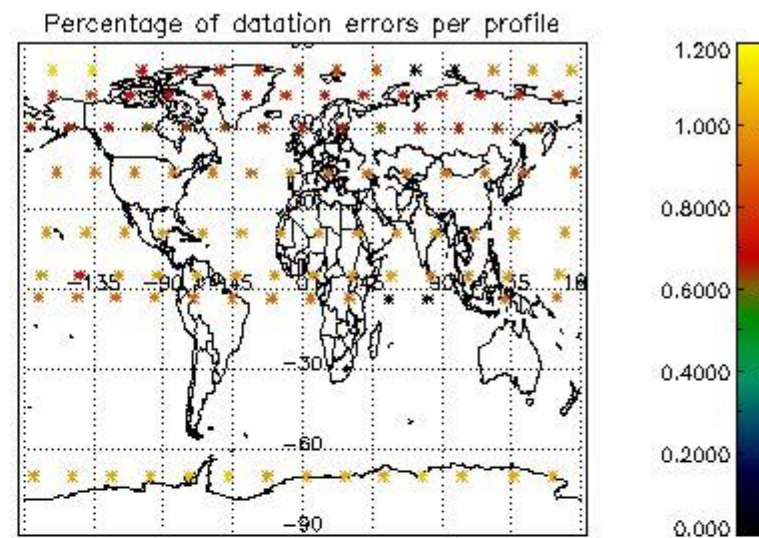
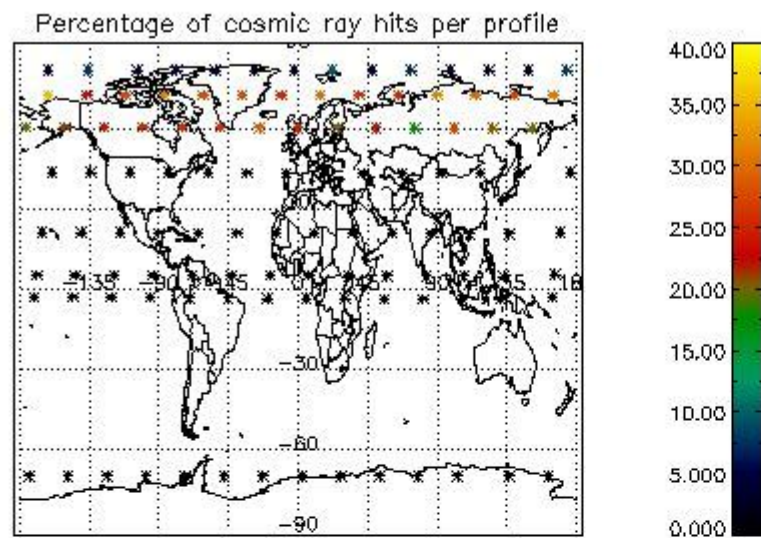


Percentage of saturation errors per profile



4.2.2 Plot level 1 quality information per product (world map): ENVISAT DESCENDING passes





## 5. Trace gas profiles

### 5.1 Ozone statistics based on quality of products

The final quality of the products can be "measured" using the STD (Standard Deviation) attached to every point profile. This information is written to the parameter GOM\_NL\_\_2P/NL\_LOCAL\_SPECIES\_DENSITY/o3\_std of the level 2 products. The table below shows the statistics for given STD ranges.

The statistics are given with respect to the overall valid production:

- Products without fatal errors: GOM\_NL\_\_2P/MPH/PRODUCT\_ERR=0
- Valid point profile: GOM\_NL\_\_2P/NL\_LOCAL\_SPECIES\_DENSITY/pcd(0)=0

The 'Criteria' is applied to valid points of dark limb products:

- Products in dark limb illumination condition: GOM\_NL\_\_2P/NL\_SUMMARY\_QUALITY/obs\_ill\_cond=0
- Products without fatal errors: GOM\_NL\_\_2P/MPH/PRODUCT\_ERR=0
- Valid point profile: GOM\_NL\_\_2P/NL\_LOCAL\_SPECIES\_DENSITY/pcd(0)=0

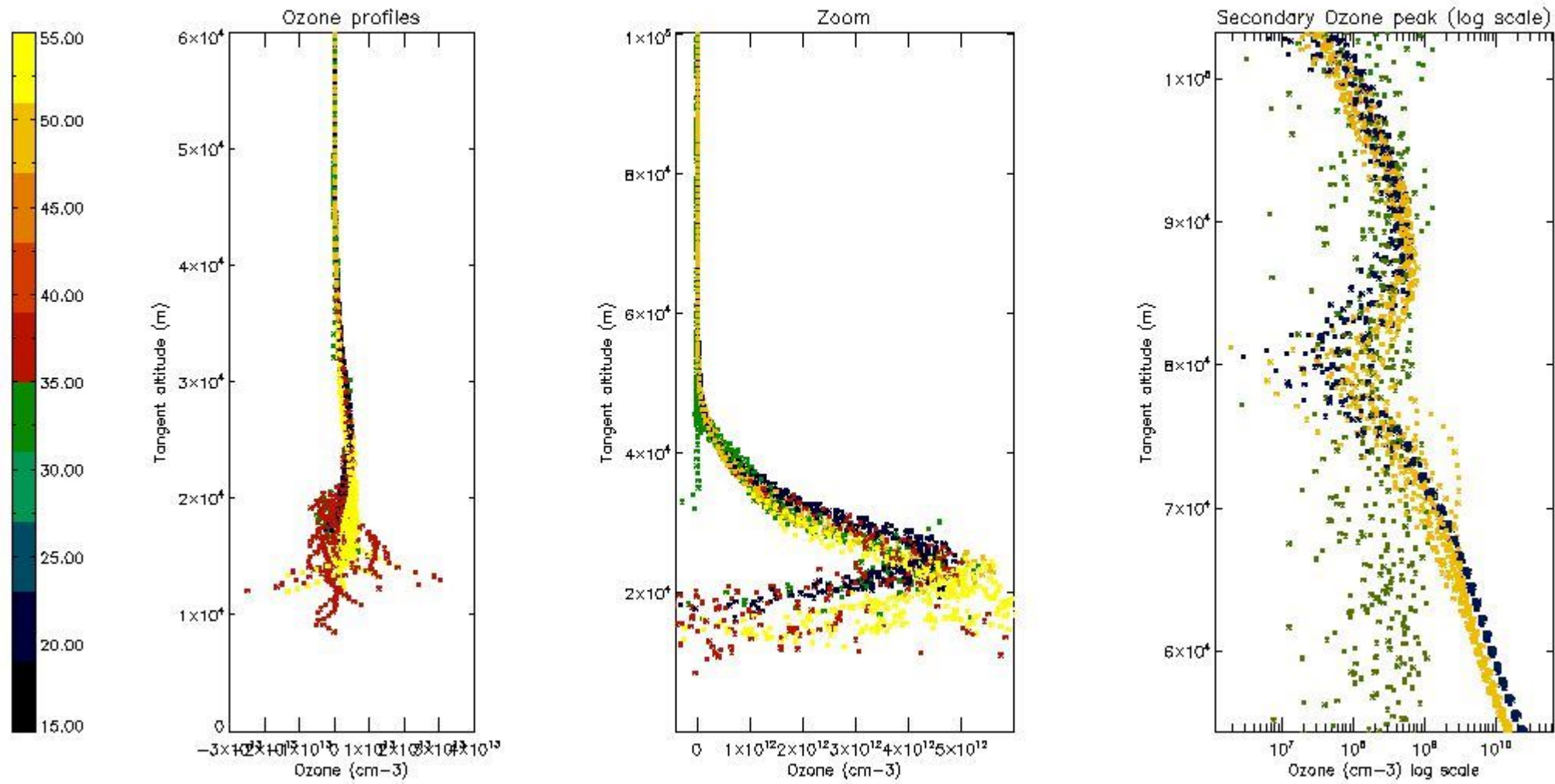
So, the table below shows the percentage of dark limb and valid observations for each criteria with respect to the overall valid daily observations.

Criteria	% of total production
All STD	21
STD < 20	12

STD < 10	10
STD < 5	8

5.2 Plot ozone profiles for all STD (dark without errors)

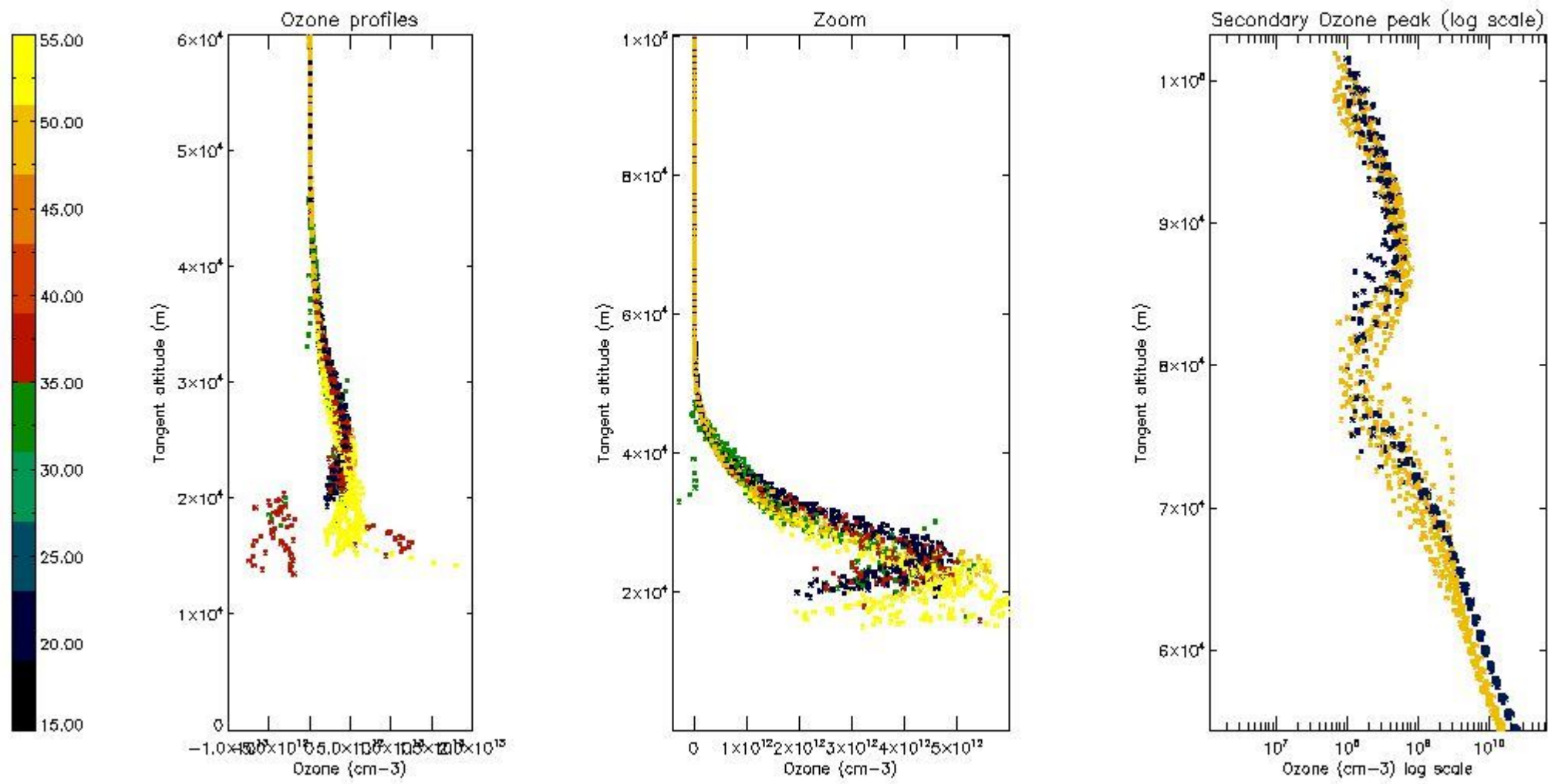
The colorbar represents the latitude.



5.3 Plot ozone profiles where STD < 20% (dark without errors)

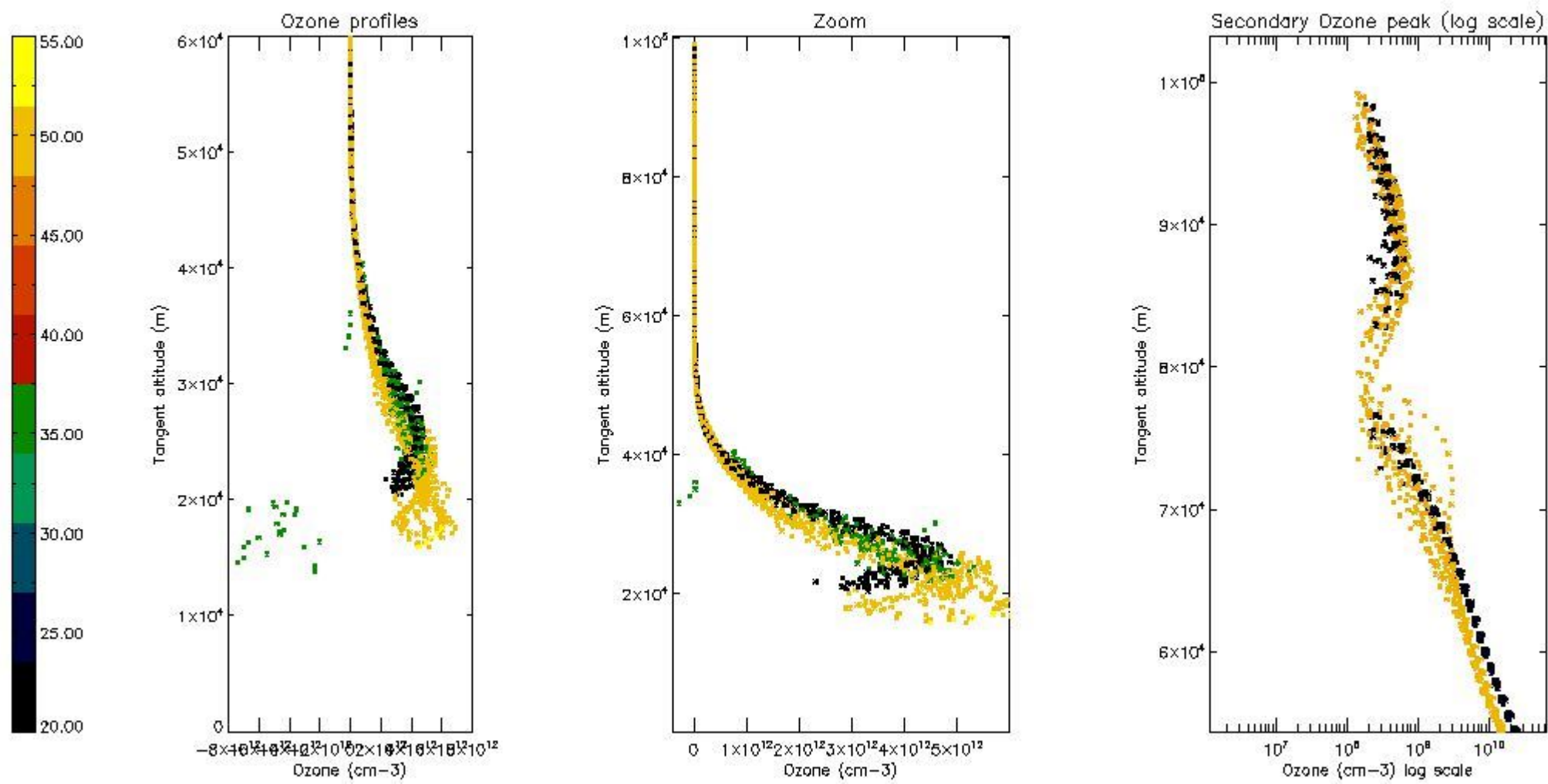
The colorbar represents the latitude.





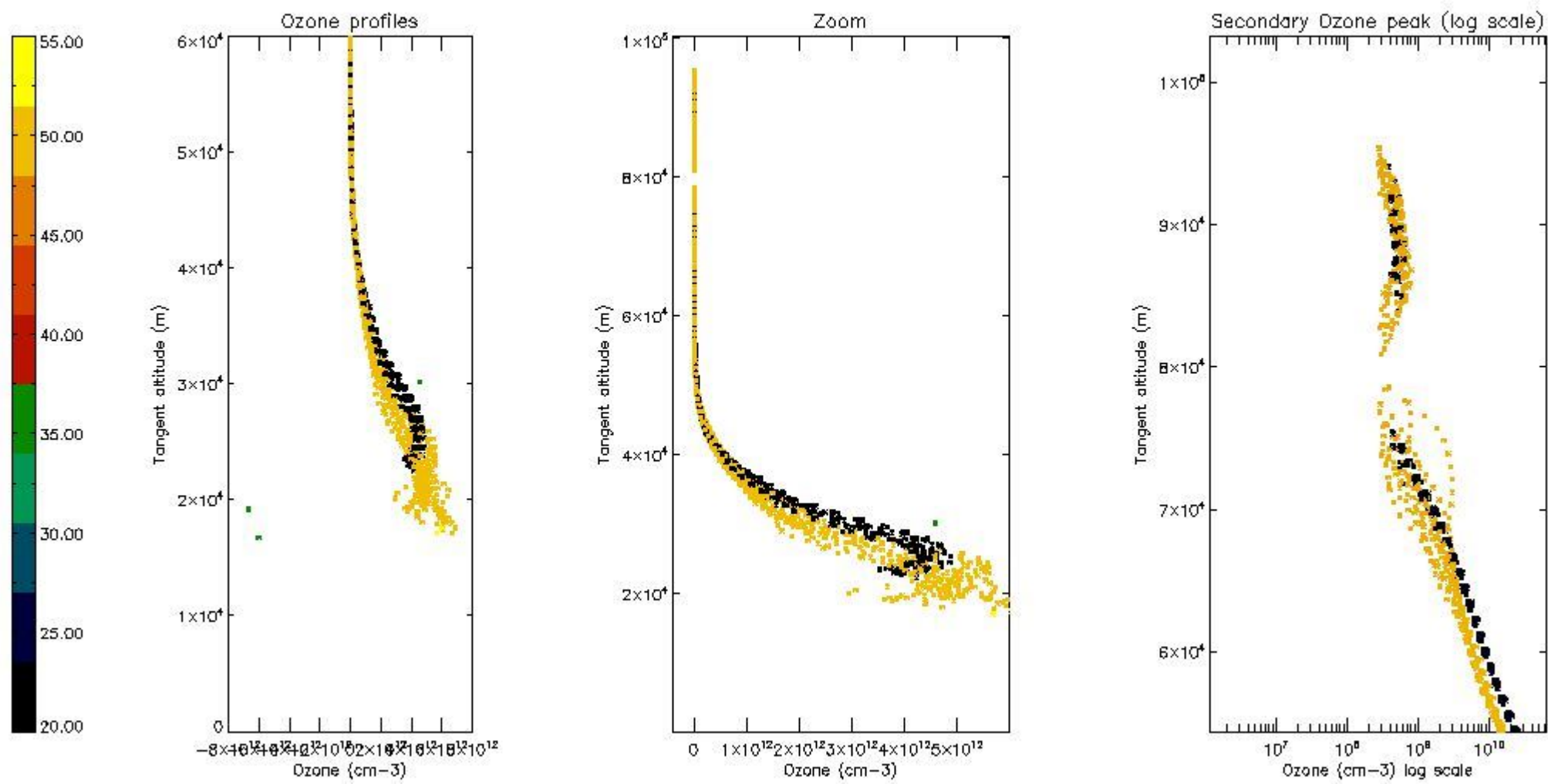
*5.4 Plot ozone profiles where STD < 10% (dark without errors)*

The colorbar represents the latitude.



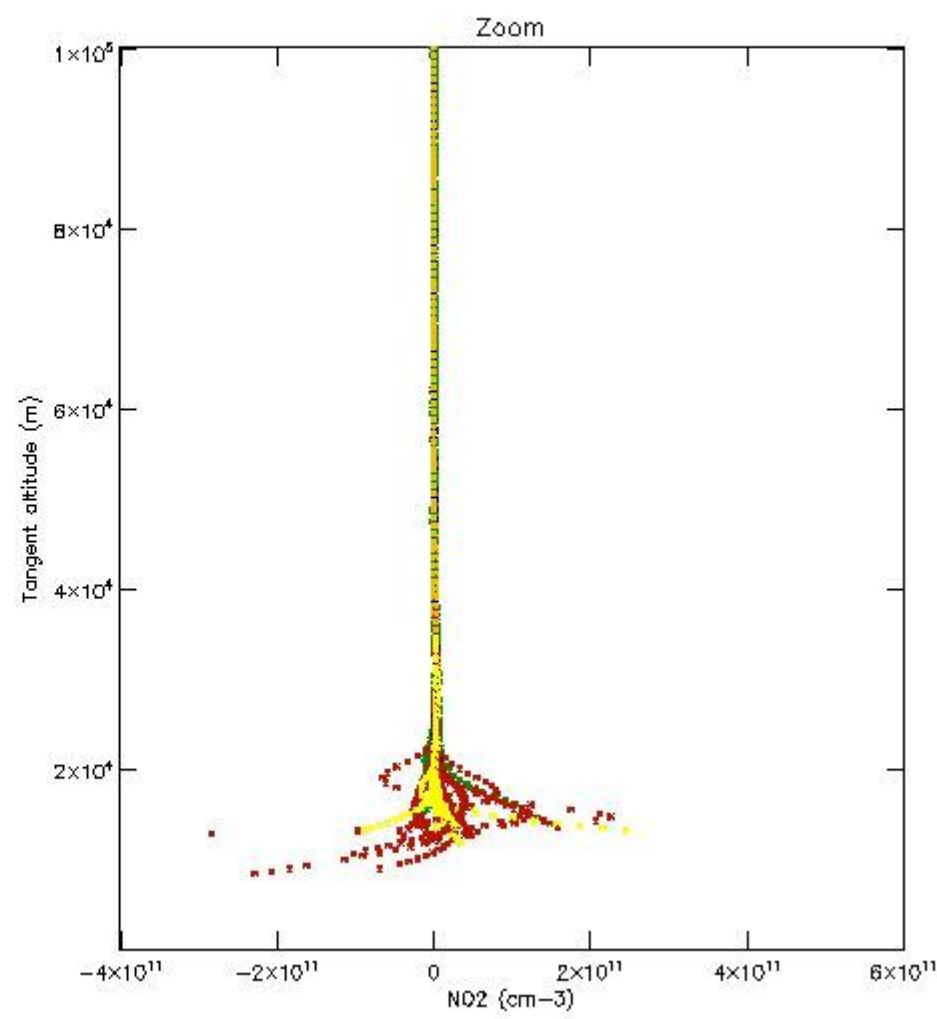
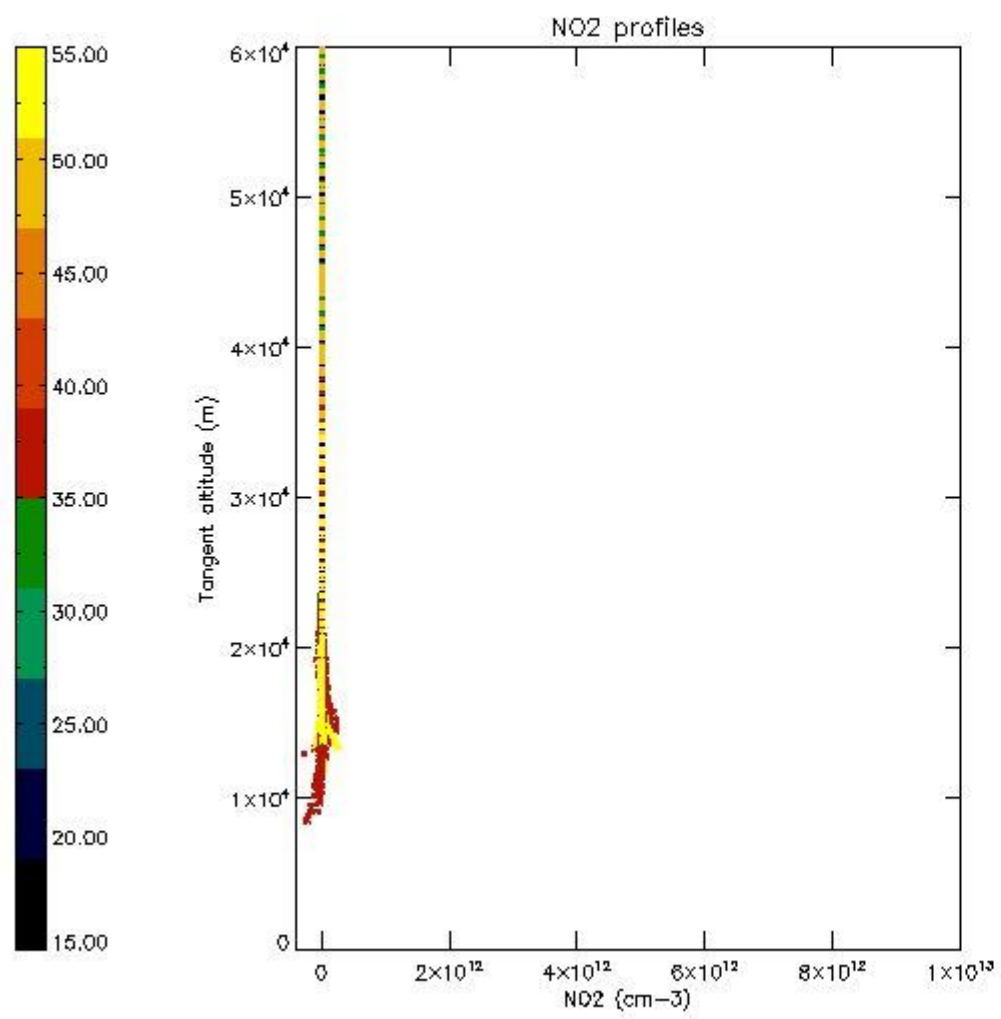
*5.5 Plot ozone profiles where STD < 5% (dark without errors)*

The colorbar represents the latitude.



*5.6 Plot NO<sub>2</sub> profiles for all STD (dark without errors)*

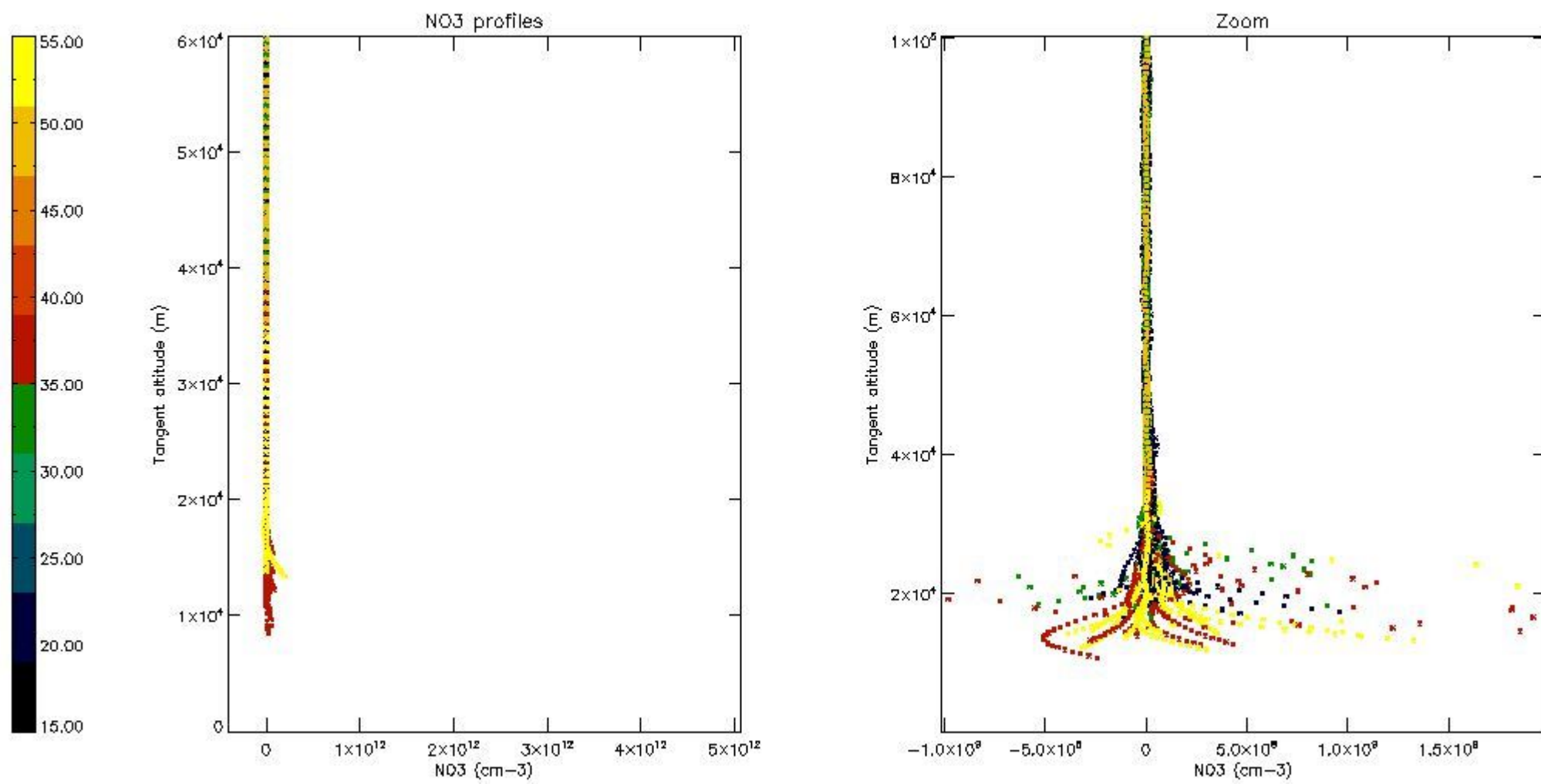
The colorbar represents the latitude.



*5.7 Plot NO3 profiles for all STD (dark without errors)*

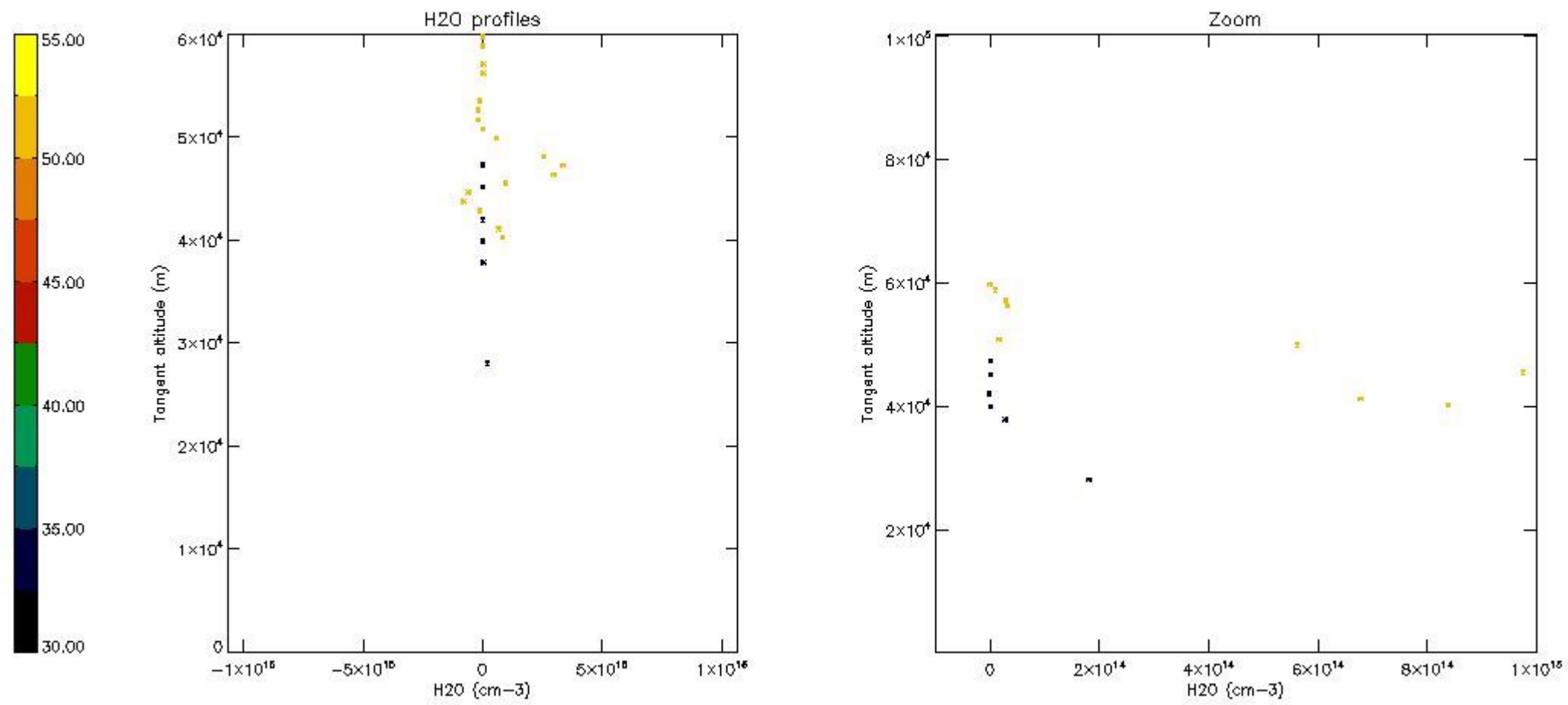
The colorbar represents the latitude.





5.8 Plot H2O profiles for all STD (only for occultations of stars 1,2,3,4,13,14,16,26,63 dark without errors)

The colorbar represents the latitude.



## 6. Auxiliary Data Files used for the production reported in section 2

The number reported in the third column indicates since which file (see list in section 2) the corresponding auxiliary file has been used. The fourth column is the date of those product files.

Type	Auxiliary Filename	Used since product	Used since product date
INST_PHYS_CHARACTERISTICS	GOM_INS_AXVIEC20091111_143220_20030716_120000_20500101_000000	1	23-NOV-2008 00:02:23
LEVEL-2_PROC_CONFIG	GOM_PR2_AXVIEC20091111_152718_20020301_000000_20500101_000000	1	23-NOV-2008 00:02:23
CROSS_SECTIONS_FILE	GOM_CRS_AXVIEC20091111_154832_20020301_000000_20500101_000000	1	23-NOV-2008 00:02:23

# GOMOS Level 2 Daily Report

## SUMMARY

### [1. General Info](#)

### [2. Summary of processed GOM\\_NL\\_2P products](#)

### [3. Level 2 Quality information per product](#)

#### [3.1 Plot of level 2 quality information per product \(time dependant\)](#)

#### [3.2 Plot of level 2 quality information per product \(world map\)](#)

### [4. Level 1 Quality information per product \(stored on level 2 products\)](#)

#### [4.1 Plot of level 1 quality information per product \(time dependant\)](#)

##### [4.1.1 Plot of level 1 quality information per product \(time dependant\): ASCENDING](#)

##### [4.1.2 Plot of level 1 quality information per product \(time dependant\): DESCENDING](#)

#### [4.2 Plot of level 1 quality information per product \(world map\)](#)

##### [4.2.1 Plot of level 1 quality information per product \(world map\): ASCENDING](#)

##### [4.2.2 Plot of level 1 quality information per product \(world map\): DESCENDING](#)

### [5. Ozone profiles based on quality statistics and other trace gas profiles](#)

#### [5.1 Ozone statistics based on quality of products](#)

#### [5.2 Plot ozone profiles for all STD \(dark without errors\)](#)

#### [5.3 Plot ozone profiles where STD < 20% \(dark without errors\)](#)

#### [5.4. Plot ozone profiles where STD < 10% \(dark without errors\)](#)

#### [5.5. Plot ozone profiles where STD < 5% \(dark without errors\)](#)

#### [5.6 Plot NO2 profiles for all STD \(dark without errors\)](#)

#### [5.7 Plot NO3 profiles for all STD \(dark without errors\)](#)

#### [5.8 Plot H2O profiles \(only for occultations of stars 1,2,3,4,13,14,16,26,63 dark without errors\) for all STD](#)

### [6. Auxiliary Data Files used for the production reported in section 2](#)

This report presents the daily analysis on parameters extracted from GOMOS level 2 data (GOM\_NL\_\_2P). It is intended to monitor some important parameters that will impact the quality of these products. A list of level 2 products (and content) that have arrived during the reporting day to the PCF is also given.

Item	Value
Time of report generation	25APR2013 22:33:29
Data source version	GOMOS/6.01
Start time of products	23-11-2008 (23NOV2008 00:00:00)
Stop time of products	24-11-2008 (24NOV2008 00:00:00)
Store outputs in DB	Yes
Nb of level 2 prods	198
Nb of prods with errors	0

## 2. Summary of processed GOM\_NL\_\_2P products.

Nr	Filename	UTC Start time	Limb	Duration	Star Id	Star Name	Star Mag	Star Temp	Nb Meas	Orbit	Prod. error
1	GOM_NL__2PRFIN20081123_000223_000000572074_00073_35197_4380.N1	23-NOV-2008 00:02:23	Bright	56.500	96	68Del Leo	2.5600	9300.0	113	35197	No
2	GOM_NL__2PRFIN20081123_000528_000001152074_00073_35197_4381.N1	23-NOV-2008 00:05:28	Twilight	115.00	51	41Gam1Leo	2.0100	4500.0	230	35197	No
3	GOM_NL__2PRFIN20081123_003258_000000552074_00074_35198_4376.N1	23-NOV-2008 00:32:58	Dark	55.000	70	Zet Pup	2.2460	39000.0	110	35198	No
4	GOM_NL__2PRFIN20081123_003646_000000632074_00074_35198_4377.N1	23-NOV-2008 00:36:46	Dark	63.000	117	Pi Pup	2.7060	3800.0	126	35198	No
5	GOM_NL__2PRFIN20081123_004047_000000782074_00074_35198_4378.N1	23-NOV-2008 00:40:47	Dark	78.000	23	21Eps CMa	1.5020	26000.0	156	35198	No
6	GOM_NL__2PRFIN20081123_004305_000000882074_00074_35198_4379.N1	23-NOV-2008 00:43:05	Straylight	87.500	179	24Omi2CMa	3.0320	24000.0	175	35198	No
7	GOM_NL__2PRFIN20081123_004825_000000452074_00074_35198_4380.N1	23-NOV-2008 00:48:25	Straylight	45.000	1	9Alp CMa	-1.4400	11000.0	90	35198	No
8	GOM_NL__2PRFIN20081123_005236_000000642074_00074_35198_4381.N1	23-NOV-2008 00:52:36	Straylight	63.500	7	19Bet Ori	0.10000	14000.0	127	35198	No
9	GOM_NL__2PRFIN20081123_005623_000000802074_00074_35198_4382.N1	23-NOV-2008 00:56:23	Twilight	80.000	30	46Eps Ori	1.6940	30000.0	160	35198	No
10	GOM_NL__2PRFIN20081123_010112_000000582074_00074_35198_4383.N1	23-NOV-2008 01:01:12	Bright	57.500	13	87Alp Tau	0.86700	3800.0	115	35198	No
11	GOM_NL__2PRFIN20081123_010735_000000512074_00074_35198_4384.N1	23-NOV-2008 01:07:35	Bright	51.000	114	3Iot Aur	2.6930	4600.0	102	35198	No
12	GOM_NL__2PRFIN20081123_011201_000000512074_00074_35198_4385.N1	23-NOV-2008 01:12:01	Bright	51.000	6	13Alp Aur	0.080000	3400.0	102	35198	No
13	GOM_NL__2PRFIN20081123_011426_000000562074_00074_35198_4386.N1	23-NOV-2008 01:14:26	Bright	55.500	42	34Bet Aur	1.9000	10200.0	111	35198	No
14	GOM_NL__2PRFIN20081123_013320_000000492074_00074_35198_4387.N1	23-NOV-2008 01:33:20	Bright	49.000	174	52Psi UMa	3.0040	4400.0	98	35198	No
15	GOM_NL__2PRFIN20081123_014300_000000572074_00074_35198_4388.N1	23-NOV-2008 01:43:00	Bright	57.000	96	68Del Leo	2.5600	9300.0	114	35198	No
16	GOM_NL__2PRFIN20081123_014605_000001292074_00074_35198_4389.N1	23-NOV-2008 01:46:05	Twilight	128.50	51	41Gam1Leo	2.0100	4500.0	257	35198	No
17	GOM_NL__2PRFIN20081123_021335_000000532074_00075_35199_4391.N1	23-NOV-2008 02:13:35	Dark	52.500	70	Zet Pup	2.2460	39000.0	105	35199	No
18	GOM_NL__2PRFIN20081123_021723_000000652074_00075_35199_4392.N1	23-NOV-2008 02:17:23	Dark	65.000	117	Pi Pup	2.7060	3800.0	130	35199	No
19	GOM_NL__2PRFIN20081123_022124_000000682074_00075_35199_4393.N1	23-NOV-2008 02:21:24	Dark	68.000	23	21Eps CMa	1.5020	26000.0	136	35199	No
20	GOM_NL__2PRFIN20081123_022342_000000842074_00075_35199_4394.N1	23-NOV-2008 02:23:42	Straylight	84.000	179	24Omi2CMa	3.0320	24000.0	168	35199	No
21	GOM_NL__2PRFIN20081123_022902_000000452074_00075_35199_4395.N1	23-NOV-2008 02:29:02	Straylight	45.000	1	9Alp CMa	-1.4400	11000.0	90	35199	No
22	GOM_NL__2PRFIN20081123_023312_000000662074_00075_35199_4396.N1	23-NOV-2008 02:33:12	Straylight	66.000	7	19Bet Ori	0.10000	14000.0	132	35199	No
23	GOM_NL__2PRFIN20081123_023658_000000782074_00075_35199_4397.N1	23-NOV-2008 02:36:58	Twilight	77.500	30	46Eps Ori	1.6940	30000.0	155	35199	No
24	GOM_NL__2PRFIN20081123_024148_000000562074_00075_35199_4398.N1	23-NOV-2008 02:41:48	Bright	56.000	13	87Alp Tau	0.86700	3800.0	112	35199	No
25	GOM_NL__2PRFIN20081123_024810_000000522074_00075_35199_4399.N1	23-NOV-2008 02:48:10	Bright	52.000	114	3Iot Aur	2.6930	4600.0	104	35199	No
26	GOM_NL__2PRFIN20081123_025237_000000542074_00075_35199_4400.N1	23-NOV-2008 02:52:37	Bright	54.000	6	13Alp Aur	0.080000	3400.0	108	35199	No
27	GOM_NL__2PRFIN20081123_025501_000000572074_00075_35199_4401.N1	23-NOV-2008 02:55:01	Bright	57.000	42	34Bet Aur	1.9000	10200.0	114	35199	No
28	GOM_NL__2PRFIN20081123_031356_000000462074_00075_35199_4402.N1	23-NOV-2008 03:13:56	Bright	46.000	174	52Psi UMa	3.0040	4400.0	92	35199	No
29	GOM_NL__2PRFIN20081123_032336_000000572074_00075_35199_4403.N1	23-NOV-2008 03:23:36	Bright	57.000	96	68Del Leo	2.5600	9300.0	114	35199	No
30	GOM_NL__2PRFIN20081123_032642_000001092074_00075_35199_4404.N1	23-NOV-2008 03:26:42	Twilight	109.00	51	41Gam1Leo	2.0100	4500.0	218	35199	No
31	GOM_NL__2PRFIN20081123_035412_000000552074_00076_35200_4407.N1	23-NOV-2008 03:54:12	Dark	54.500	70	Zet Pup	2.2460	39000.0	109	35200	No
32	GOM_NL__2PRFIN20081123_035800_000000612074_00076_35200_4408.N1	23-NOV-2008 03:58:00	Dark	60.500	117	Pi Pup	2.7060	3800.0	121	35200	No
33	GOM_NL__2PRFIN20081123_040201_000000732074_00076_35200_4409.N1	23-NOV-2008 04:02:01	Dark	73.000	23	21Eps CMa	1.5020	26000.0	146	35200	No
34	GOM_NL__2PRFIN20081123_040419_000000842074_00076_35200_4410.N1	23-NOV-2008 04:04:19	Straylight	84.000	179	24Omi2CMa	3.0320	24000.0	168	35200	No
35	GOM_NL__2PRFIN20081123_040938_000000502074_00076_35200_4411.N1	23-NOV-2008 04:09:38	Straylight	50.000	1	9Alp CMa	-1.4400	11000.0	100	35200	No
36	GOM_NL__2PRFIN20081123_041348_000000692074_00076_35200_4412.N1	23-NOV-2008 04:13:48	Straylight	69.000	7	19Bet Ori	0.10000	14000.0	138	35200	No
37	GOM_NL__2PRFIN20081123_041734_000000772074_00076_35200_4413.N1	23-NOV-2008 04:17:34	Twilight	76.500	30	46Eps Ori	1.6940	30000.0	153	35200	No
38	GOM_NL__2PRFIN20081123_042223_000000562074_00076_35200_4414.N1	23-NOV-2008 04:22:23	Bright	56.000	13	87Alp Tau	0.86700	3800.0	112	35200	No
39	GOM_NL__2PRFIN20081123_042846_000000512074_00076_35200_4415.N1	23-NOV-2008 04:28:46	Bright	51.000	114	3Iot Aur	2.6930	4600.0	102	35200	No
40	GOM_NL__2PRFIN20081123_043312_000000542074_00076_35200_4416.N1	23-NOV-2008 04:33:12	Bright	54.000	6	13Alp Aur	0.080000	3400.0	108	35200	No
41	GOM_NL__2PRFIN20081123_043536_000000562074_00076_35200_4417.N1	23-NOV-2008 04:35:36	Bright	55.500	42	34Bet Aur	1.9000	10200.0	111	35200	No
42	GOM_NL__2PRFIN20081123_045431_000000492074_00076_35200_4418.N1	23-NOV-2008 04:54:31	Bright	49.000	174	52Psi UMa	3.0040	4400.0	98	35200	No



43	GOM_NL__2PRFIN20081123_050413_00000562074_00076_35200_4419.N1	23-NOV-2008 05:04:13	Bright	56.000	96	68Del Leo	2.5600	9300.0	112	35200	No
44	GOM_NL__2PRFIN20081123_050720_000001192074_00076_35200_4420.N1	23-NOV-2008 05:07:20	Twilight	119.00	51	41Gam1Leo	2.0100	4500.0	238	35200	No
45	GOM_NL__2PRFIN20081123_053450_00000552074_00077_35201_4421.N1	23-NOV-2008 05:34:50	Dark	55.000	70	Zet Pup	2.2460	39000.	110	35201	No
46	GOM_NL__2PRFIN20081123_053837_00000642074_00077_35201_4422.N1	23-NOV-2008 05:38:37	Dark	64.000	117	Pi Pup	2.7060	3800.0	128	35201	No
47	GOM_NL__2PRFIN20081123_054238_00000722074_00077_35201_4423.N1	23-NOV-2008 05:42:38	Dark	71.500	23	21Eps CMa	1.5020	26000.	143	35201	No
48	GOM_NL__2PRFIN20081123_054456_00000832074_00077_35201_4424.N1	23-NOV-2008 05:44:56	Straylight	83.000	179	24Omi2CMa	3.0320	24000.	166	35201	No
49	GOM_NL__2PRFIN20081123_055014_00000502074_00077_35201_4425.N1	23-NOV-2008 05:50:14	Straylight	50.000	1	9Alp CMa	-1.4400	11000.	100	35201	No
50	GOM_NL__2PRFIN20081123_055424_00000672074_00077_35201_4426.N1	23-NOV-2008 05:54:24	Straylight	66.500	7	19Bet Ori	0.10000	14000.	133	35201	No
51	GOM_NL__2PRFIN20081123_055809_00000772074_00077_35201_4427.N1	23-NOV-2008 05:58:09	Twilight	76.500	30	46Eps Ori	1.6940	30000.	153	35201	No
52	GOM_NL__2PRFIN20081123_060258_00000562074_00077_35201_4428.N1	23-NOV-2008 06:02:58	Bright	55.500	13	87Alp Tau	0.86700	3800.0	111	35201	No
53	GOM_NL__2PRFIN20081123_060921_00000512074_00077_35201_4429.N1	23-NOV-2008 06:09:21	Bright	50.500	114	3lot Aur	2.6930	4600.0	101	35201	No
54	GOM_NL__2PRFIN20081123_061347_00000502074_00077_35201_4430.N1	23-NOV-2008 06:13:47	Bright	50.000	6	13Alp Aur	0.080000	3400.0	100	35201	No
55	GOM_NL__2PRFIN20081123_061611_00000572074_00077_35201_4431.N1	23-NOV-2008 06:16:11	Bright	57.000	42	34Bet Aur	1.9000	10200.	114	35201	No
56	GOM_NL__2PRFIN20081123_063507_00000482074_00077_35201_4432.N1	23-NOV-2008 06:35:07	Bright	48.000	174	52Psi UMa	3.0040	4400.0	96	35201	No
57	GOM_NL__2PRFIN20081123_064449_00000552074_00077_35201_4433.N1	23-NOV-2008 06:44:49	Bright	54.500	96	68Del Leo	2.5600	9300.0	109	35201	No
58	GOM_NL__2PRFIN20081123_064757_000001152074_00077_35201_4434.N1	23-NOV-2008 06:47:57	Twilight	115.00	51	41Gam1Leo	2.0100	4500.0	230	35201	No
59	GOM_NL__2PRFIN20081123_071527_00000572074_00078_35202_4453.N1	23-NOV-2008 07:15:27	Dark	57.000	70	Zet Pup	2.2460	39000.	114	35202	No
60	GOM_NL__2PRFIN20081123_071914_00000602074_00078_35202_4454.N1	23-NOV-2008 07:19:14	Dark	60.000	117	Pi Pup	2.7060	3800.0	120	35202	No
61	GOM_NL__2PRFIN20081123_072315_00000742074_00078_35202_4455.N1	23-NOV-2008 07:23:15	Dark	73.500	23	21Eps CMa	1.5020	26000.	147	35202	No
62	GOM_NL__2PRFIN20081123_072532_00000882074_00078_35202_4456.N1	23-NOV-2008 07:25:32	Straylight	88.000	179	24Omi2CMa	3.0320	24000.	176	35202	No
63	GOM_NL__2PRFIN20081123_073050_00000542074_00078_35202_4457.N1	23-NOV-2008 07:30:50	Straylight	54.000	1	9Alp CMa	-1.4400	11000.	108	35202	No
64	GOM_NL__2PRFIN20081123_073459_00000692074_00078_35202_4458.N1	23-NOV-2008 07:34:59	Straylight	69.000	7	19Bet Ori	0.10000	14000.	138	35202	No
65	GOM_NL__2PRFIN20081123_073844_00000822074_00078_35202_4459.N1	23-NOV-2008 07:38:44	Twilight	81.500	30	46Eps Ori	1.6940	30000.	163	35202	No
66	GOM_NL__2PRFIN20081123_074334_00000562074_00078_35202_4460.N1	23-NOV-2008 07:43:34	Bright	56.000	13	87Alp Tau	0.86700	3800.0	112	35202	No
67	GOM_NL__2PRFIN20081123_074956_00000512074_00078_35202_4461.N1	23-NOV-2008 07:49:56	Bright	51.000	114	3lot Aur	2.6930	4600.0	102	35202	No
68	GOM_NL__2PRFIN20081123_075422_00000512074_00078_35202_4462.N1	23-NOV-2008 07:54:22	Bright	51.000	6	13Alp Aur	0.080000	3400.0	102	35202	No
69	GOM_NL__2PRFIN20081123_075645_00000562074_00078_35202_4463.N1	23-NOV-2008 07:56:45	Bright	56.000	42	34Bet Aur	1.9000	10200.	112	35202	No
70	GOM_NL__2PRFIN20081123_081543_00000482074_00078_35202_4464.N1	23-NOV-2008 08:15:43	Bright	48.000	174	52Psi UMa	3.0040	4400.0	96	35202	No
71	GOM_NL__2PRFIN20081123_082526_00000552074_00078_35202_4465.N1	23-NOV-2008 08:25:26	Bright	55.000	96	68Del Leo	2.5600	9300.0	110	35202	No
72	GOM_NL__2PRFIN20081123_082835_000001132074_00078_35202_4466.N1	23-NOV-2008 08:28:35	Twilight	112.50	51	41Gam1Leo	2.0100	4500.0	225	35202	No
73	GOM_NL__2PRFIN20081123_085604_00000572074_00079_35203_4461.N1	23-NOV-2008 08:56:04	Dark	57.000	70	Zet Pup	2.2460	39000.	114	35203	No
74	GOM_NL__2PRFIN20081123_085951_00000632074_00079_35203_4462.N1	23-NOV-2008 08:59:51	Dark	62.500	117	Pi Pup	2.7060	3800.0	125	35203	No
75	GOM_NL__2PRFIN20081123_090352_00000702074_00079_35203_4463.N1	23-NOV-2008 09:03:52	Dark	70.000	23	21Eps CMa	1.5020	26000.	140	35203	No
76	GOM_NL__2PRFIN20081123_090609_00000852074_00079_35203_4464.N1	23-NOV-2008 09:06:09	Straylight	84.500	179	24Omi2CMa	3.0320	24000.	169	35203	No
77	GOM_NL__2PRFIN20081123_091126_00000542074_00079_35203_4465.N1	23-NOV-2008 09:11:26	Straylight	53.500	1	9Alp CMa	-1.4400	11000.	107	35203	No
78	GOM_NL__2PRFIN20081123_091535_00000692074_00079_35203_4466.N1	23-NOV-2008 09:15:35	Straylight	68.500	7	19Bet Ori	0.10000	14000.	137	35203	No
79	GOM_NL__2PRFIN20081123_091919_00000772074_00079_35203_4467.N1	23-NOV-2008 09:19:19	Twilight	76.500	30	46Eps Ori	1.6940	30000.	153	35203	No
80	GOM_NL__2PRFIN20081123_092409_00000562074_00079_35203_4468.N1	23-NOV-2008 09:24:09	Bright	55.500	13	87Alp Tau	0.86700	3800.0	111	35203	No
81	GOM_NL__2PRFIN20081123_093031_00000512074_00079_35203_4469.N1	23-NOV-2008 09:30:31	Bright	51.000	114	3lot Aur	2.6930	4600.0	102	35203	No
82	GOM_NL__2PRFIN20081123_093457_00000512074_00079_35203_4470.N1	23-NOV-2008 09:34:57	Bright	50.500	6	13Alp Aur	0.080000	3400.0	101	35203	No
83	GOM_NL__2PRFIN20081123_093720_00000562074_00079_35203_4471.N1	23-NOV-2008 09:37:20	Bright	56.000	42	34Bet Aur	1.9000	10200.	112	35203	No
84	GOM_NL__2PRFIN20081123_095619_00000502074_00079_35203_4472.N1	23-NOV-2008 09:56:19	Bright	50.000	174	52Psi UMa	3.0040	4400.0	100	35203	No
85	GOM_NL__2PRFIN20081123_100602_00000592074_00079_35203_4473.N1	23-NOV-2008 10:06:02	Bright	58.500	96	68Del Leo	2.5600	9300.0	117	35203	No
86	GOM_NL__2PRFIN20081123_100912_000001192074_00079_35203_4474.N1	23-NOV-2008 10:09:12	Twilight	118.50	51	41Gam1Leo	2.0100	4500.0	237	35203	No
87	GOM_NL__2PRFIN20081123_103641_00000532074_00080_35204_4476.N1	23-NOV-2008 10:36:41	Dark	53.000	70	Zet Pup	2.2460	39000.	106	35204	No
88	GOM_NL__2PRFIN20081123_104028_00000652074_00080_35204_4477.N1	23-NOV-2008 10:40:28	Dark	64.500	117	Pi Pup	2.7060	3800.0	129	35204	No
89	GOM_NL__2PRFIN20081123_104428_00000682074_00080_35204_4478.N1	23-NOV-2008 10:44:28	Dark	68.000	23	21Eps CMa	1.5020	26000.	136	35204	No
90	GOM_NL__2PRFIN20081123_104646_00000832074_00080_35204_4479.N1	23-NOV-2008 10:46:46	Straylight	83.000	179	24Omi2CMa	3.0320	24000.	166	35204	No
91	GOM_NL__2PRFIN20081123_105202_00000592074_00080_35204_4480.N1	23-NOV-2008 10:52:02	Straylight	58.500	1	9Alp CMa	-1.4400	11000.	117	35204	No
92	GOM_NL__2PRFIN20081123_105611_00000692074_00080_35204_4481.N1	23-NOV-2008 10:56:11	Straylight	69.000	7	19Bet Ori	0.10000	14000.	138	35204	No
93	GOM_NL__2PRFIN20081123_105955_00000762074_00080_35204_4482.N1	23-NOV-2008 10:59:55	Twilight	76.000	30	46Eps Ori	1.6940	30000.	152	35204	No
94	GOM_NL__2PRFIN20081123_110445_00000522074_00080_35204_4483.N1	23-NOV-2008 11:04:45	Bright	51.500	13	87Alp Tau	0.86700	3800.0	103	35204	No
95	GOM_NL__2PRFIN20081123_111106_00000522074_00080_35204_4484.N1	23-NOV-2008 11:11:06	Bright	51.500	114	3lot Aur	2.6930	4600.0	103	35204	No
96	GOM_NL__2PRFIN20081123_111532_00000522074_00080_35204_4485.N1	23-NOV-2008 11:15:32	Bright	52.000	6	13Alp Aur	0.080000	3400.0	104	35204	No
97	GOM_NL__2PRFIN20081123_111755_00000562074_00080_35204_4486.N1	23-NOV-2008 11:17:55	Bright	56.000	42	34Bet Aur	1.9000	10200.	112	35204	No
98	GOM_NL__2PRFIN20081123_113655_00000462074_00080_35204_4487.N1	23-NOV-2008 11:36:55	Bright	46.000	174	52Psi UMa	3.0040	4400.0	92	35204	No
99	GOM_NL__2PRFIN20081123_114639_00000552074_00080_35204_4488.N1	23-NOV-2008 11:46:39	Bright	55.000	96	68Del Leo	2.5600	9300.0	110	35204	No
100	GOM_NL__2PRFIN20081123_114949_00000112074_00080_35204_4489.N1	23-NOV-2008 11:49:49	Twilight	111.00	51	41Gam1Leo	2.0100	4500.0	222	35204	No
101	GOM_NL__2PRFIN20081123_121718_00000542074_00081_35205_4492.N1	23-NOV-2008 12:17:18	Dark	54.000	70	Zet Pup	2.2460	39000.	108	35205	No

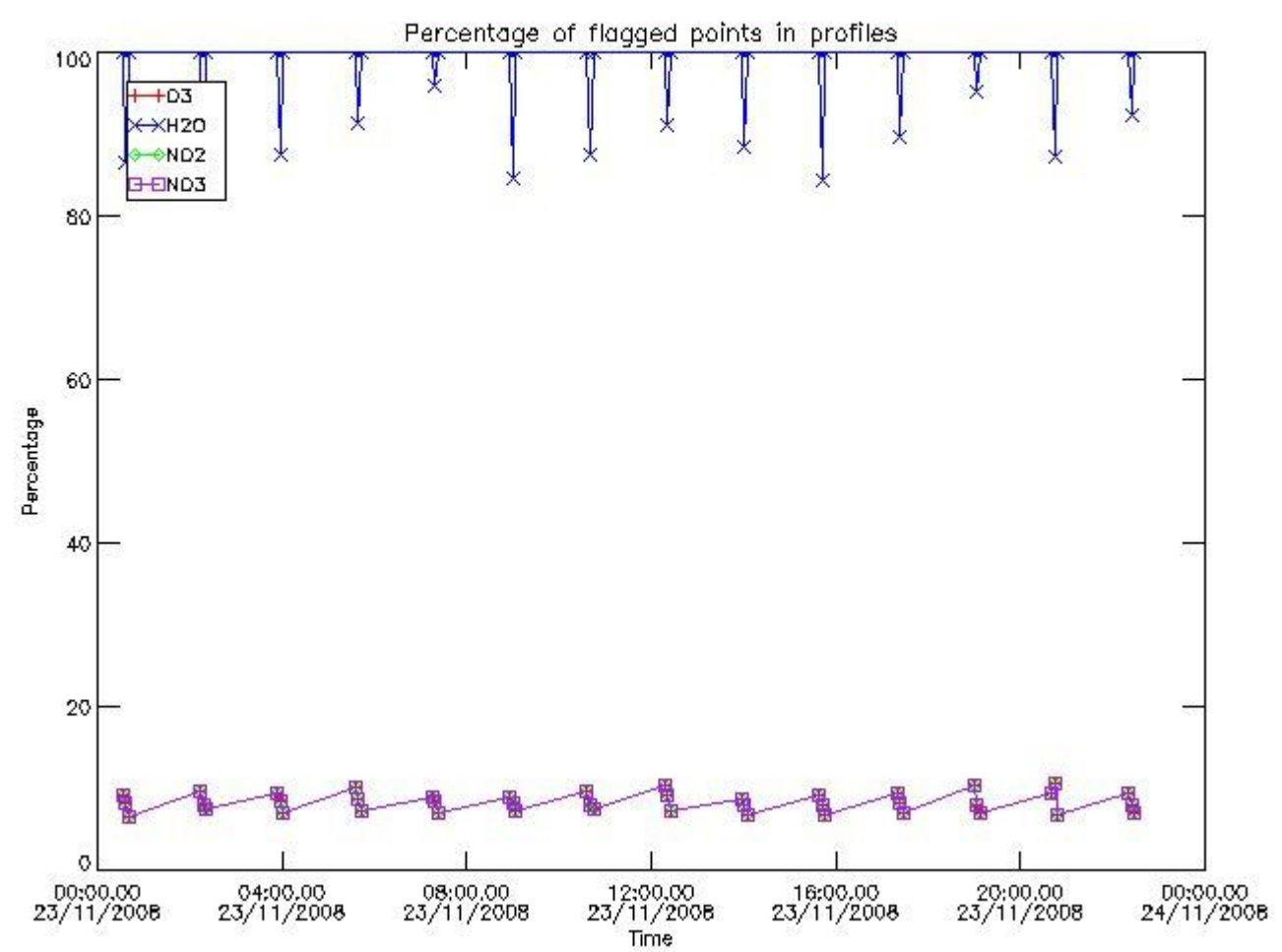
102	GOM_NL__2PRFIN20081123_122105_000000622074_00081_35205_4493.N1	23-NOV-2008 12:21:05	Dark	61.500	117	Pi Pup	2.7060	3800.0	123	35205	No
103	GOM_NL__2PRFIN20081123_122505_000000722074_00081_35205_4494.N1	23-NOV-2008 12:25:05	Dark	71.500	23	21Eps CMa	1.5020	26000.	143	35205	No
104	GOM_NL__2PRFIN20081123_122723_000000822074_00081_35205_4495.N1	23-NOV-2008 12:27:23	Straylight	82.000	179	24Omi2CMa	3.0320	24000.	164	35205	No
105	GOM_NL__2PRFIN20081123_123238_000000592074_00081_35205_4496.N1	23-NOV-2008 12:32:38	Straylight	59.000	1	9Alp CMa	-1.4400	11000.	118	35205	No
106	GOM_NL__2PRFIN20081123_123647_000000652074_00081_35205_4497.N1	23-NOV-2008 12:36:47	Straylight	65.000	7	19Bet Ori	0.10000	14000.	130	35205	No
107	GOM_NL__2PRFIN20081123_124030_000000792074_00081_35205_4498.N1	23-NOV-2008 12:40:30	Twilight_stray	78.500	30	46Eps Ori	1.6940	30000.	157	35205	No
108	GOM_NL__2PRFIN20081123_124520_000000582074_00081_35205_4499.N1	23-NOV-2008 12:45:20	Bright	57.500	13	87Alp Tau	0.86700	3800.0	115	35205	No
109	GOM_NL__2PRFIN20081123_125141_000000512074_00081_35205_4500.N1	23-NOV-2008 12:51:41	Bright	51.000	114	3lot Aur	2.6930	4600.0	102	35205	No
110	GOM_NL__2PRFIN20081123_125607_000000512074_00081_35205_4501.N1	23-NOV-2008 12:56:07	Bright	50.500	6	13Alp Aur	0.080000	3400.0	101	35205	No
111	GOM_NL__2PRFIN20081123_125830_000000572074_00081_35205_4502.N1	23-NOV-2008 12:58:30	Bright	57.000	42	34Bet Aur	1.9000	10200.	114	35205	No
112	GOM_NL__2PRFIN20081123_131730_000000462074_00081_35205_4503.N1	23-NOV-2008 13:17:30	Bright	46.000	174	52Psi UMa	3.0040	4400.0	92	35205	No
113	GOM_NL__2PRFIN20081123_132715_000000592074_00081_35205_4504.N1	23-NOV-2008 13:27:15	Bright	58.500	96	68Del Leo	2.5600	9300.0	117	35205	No
114	GOM_NL__2PRFIN20081123_133026_000001152074_00081_35205_4505.N1	23-NOV-2008 13:30:26	Twilight_stray	114.50	51	41Gam1Leo	2.0100	4500.0	229	35205	No
115	GOM_NL__2PRFIN20081123_135755_000000592074_00082_35206_4522.N1	23-NOV-2008 13:57:55	Dark	58.500	70	Zet Pup	2.2460	39000.	117	35206	No
116	GOM_NL__2PRFIN20081123_140142_000000702074_00082_35206_4523.N1	23-NOV-2008 14:01:42	Dark	69.500	117	Pi Pup	2.7060	3800.0	139	35206	No
117	GOM_NL__2PRFIN20081123_140542_000000772074_00082_35206_4524.N1	23-NOV-2008 14:05:42	Dark	76.500	23	21Eps CMa	1.5020	26000.	153	35206	No
118	GOM_NL__2PRFIN20081123_140759_000000842074_00082_35206_4525.N1	23-NOV-2008 14:07:59	Straylight	84.000	179	24Omi2CMa	3.0320	24000.	168	35206	No
119	GOM_NL__2PRFIN20081123_141314_000000632074_00082_35206_4526.N1	23-NOV-2008 14:13:14	Straylight	63.000	1	9Alp CMa	-1.4400	11000.	126	35206	No
120	GOM_NL__2PRFIN20081123_141722_000000692074_00082_35206_4527.N1	23-NOV-2008 14:17:22	Straylight	69.000	7	19Bet Ori	0.10000	14000.	138	35206	No
121	GOM_NL__2PRFIN20081123_142105_000000802074_00082_35206_4528.N1	23-NOV-2008 14:21:05	Twilight_stray	79.500	30	46Eps Ori	1.6940	30000.	159	35206	No
122	GOM_NL__2PRFIN20081123_142555_000000552074_00082_35206_4529.N1	23-NOV-2008 14:25:55	Bright	54.500	13	87Alp Tau	0.86700	3800.0	109	35206	No
123	GOM_NL__2PRFIN20081123_143216_000000512074_00082_35206_4530.N1	23-NOV-2008 14:32:16	Bright	51.000	114	3lot Aur	2.6930	4600.0	102	35206	No
124	GOM_NL__2PRFIN20081123_143642_000000502074_00082_35206_4531.N1	23-NOV-2008 14:36:42	Bright	49.500	6	13Alp Aur	0.080000	3400.0	99	35206	No
125	GOM_NL__2PRFIN20081123_143905_000000562074_00082_35206_4532.N1	23-NOV-2008 14:39:05	Bright	56.000	42	34Bet Aur	1.9000	10200.	112	35206	No
126	GOM_NL__2PRFIN20081123_145806_000000492074_00082_35206_4533.N1	23-NOV-2008 14:58:06	Bright	48.500	174	52Psi UMa	3.0040	4400.0	97	35206	No
127	GOM_NL__2PRFIN20081123_150752_000000582074_00082_35206_4534.N1	23-NOV-2008 15:07:52	Bright	58.000	96	68Del Leo	2.5600	9300.0	116	35206	No
128	GOM_NL__2PRFIN20081123_151104_000001162074_00082_35206_4535.N1	23-NOV-2008 15:11:04	Twilight_stray	115.50	51	41Gam1Leo	2.0100	4500.0	231	35206	No
129	GOM_NL__2PRFIN20081123_153832_000000552074_00083_35207_4540.N1	23-NOV-2008 15:38:32	Dark	55.000	70	Zet Pup	2.2460	39000.	110	35207	No
130	GOM_NL__2PRFIN20081123_154219_000000652074_00083_35207_4541.N1	23-NOV-2008 15:42:19	Dark	64.500	117	Pi Pup	2.7060	3800.0	129	35207	No
131	GOM_NL__2PRFIN20081123_154619_000000752074_00083_35207_4542.N1	23-NOV-2008 15:46:19	Dark	74.500	23	21Eps CMa	1.5020	26000.	149	35207	No
132	GOM_NL__2PRFIN20081123_154836_000000872074_00083_35207_4543.N1	23-NOV-2008 15:48:36	Straylight	86.500	179	24Omi2CMa	3.0320	24000.	173	35207	No
133	GOM_NL__2PRFIN20081123_155350_000000632074_00083_35207_4544.N1	23-NOV-2008 15:53:50	Straylight	63.000	1	9Alp CMa	-1.4400	11000.	126	35207	No
134	GOM_NL__2PRFIN20081123_155758_000000672074_00083_35207_4545.N1	23-NOV-2008 15:57:58	Straylight	66.500	7	19Bet Ori	0.10000	14000.	133	35207	No
135	GOM_NL__2PRFIN20081123_160140_000000782074_00083_35207_4546.N1	23-NOV-2008 16:01:40	Twilight_stray	78.000	30	46Eps Ori	1.6940	30000.	156	35207	No
136	GOM_NL__2PRFIN20081123_160631_000000522074_00083_35207_4547.N1	23-NOV-2008 16:06:31	Bright	52.000	13	87Alp Tau	0.86700	3800.0	104	35207	No
137	GOM_NL__2PRFIN20081123_161251_000000512074_00083_35207_4548.N1	23-NOV-2008 16:12:51	Bright	50.500	114	3lot Aur	2.6930	4600.0	101	35207	No
138	GOM_NL__2PRFIN20081123_161717_000000512074_00083_35207_4549.N1	23-NOV-2008 16:17:17	Bright	50.500	6	13Alp Aur	0.080000	3400.0	101	35207	No
139	GOM_NL__2PRFIN20081123_161939_000000542074_00083_35207_4550.N1	23-NOV-2008 16:19:39	Bright	54.000	42	34Bet Aur	1.9000	10200.	108	35207	No
140	GOM_NL__2PRFIN20081123_163842_000000492074_00083_35207_4551.N1	23-NOV-2008 16:38:42	Bright	48.500	174	52Psi UMa	3.0040	4400.0	97	35207	No
141	GOM_NL__2PRFIN20081123_164828_000000572074_00083_35207_4552.N1	23-NOV-2008 16:48:28	Bright	56.500	96	68Del Leo	2.5600	9300.0	113	35207	No
142	GOM_NL__2PRFIN20081123_165141_000001122074_00083_35207_4553.N1	23-NOV-2008 16:51:41	Twilight_stray	111.50	51	41Gam1Leo	2.0100	4500.0	223	35207	No
143	GOM_NL__2PRFIN20081123_171909_000000542074_00084_35208_4548.N1	23-NOV-2008 17:19:09	Dark	54.000	70	Zet Pup	2.2460	39000.	108	35208	No
144	GOM_NL__2PRFIN20081123_172256_000000682074_00084_35208_4549.N1	23-NOV-2008 17:22:56	Dark	67.500	117	Pi Pup	2.7060	3800.0	135	35208	No
145	GOM_NL__2PRFIN20081123_172656_000000732074_00084_35208_4550.N1	23-NOV-2008 17:26:56	Dark	73.000	23	21Eps CMa	1.5020	26000.	146	35208	No
146	GOM_NL__2PRFIN20081123_172913_000000852074_00084_35208_4551.N1	23-NOV-2008 17:29:13	Straylight	85.000	179	24Omi2CMa	3.0320	24000.	170	35208	No
147	GOM_NL__2PRFIN20081123_173427_000000672074_00084_35208_4552.N1	23-NOV-2008 17:34:27	Straylight	67.000	1	9Alp CMa	-1.4400	11000.	134	35208	No
148	GOM_NL__2PRFIN20081123_173834_000000702074_00084_35208_4553.N1	23-NOV-2008 17:38:34	Straylight	69.500	7	19Bet Ori	0.10000	14000.	139	35208	No
149	GOM_NL__2PRFIN20081123_174216_000000812074_00084_35208_4554.N1	23-NOV-2008 17:42:16	Twilight_stray	81.000	30	46Eps Ori	1.6940	30000.	162	35208	No
150	GOM_NL__2PRFIN20081123_174706_000000552074_00084_35208_4555.N1	23-NOV-2008 17:47:06	Bright	54.500	13	87Alp Tau	0.86700	3800.0	109	35208	No
151	GOM_NL__2PRFIN20081123_175326_000000512074_00084_35208_4556.N1	23-NOV-2008 17:53:26	Bright	51.000	114	3lot Aur	2.6930	4600.0	102	35208	No
152	GOM_NL__2PRFIN20081123_175753_000000532074_00084_35208_4557.N1	23-NOV-2008 17:57:53	Bright	52.500	6	13Alp Aur	0.080000	3400.0	105	35208	No
153	GOM_NL__2PRFIN20081123_180014_000000572074_00084_35208_4558.N1	23-NOV-2008 18:00:14	Bright	56.500	42	34Bet Aur	1.9000	10200.	113	35208	No
154	GOM_NL__2PRFIN20081123_181918_000000492074_00084_35208_4559.N1	23-NOV-2008 18:19:18	Bright	49.000	174	52Psi UMa	3.0040	4400.0	98	35208	No
155	GOM_NL__2PRFIN20081123_182905_000000582074_00084_35208_4560.N1	23-NOV-2008 18:29:05	Bright	58.000	96	68Del Leo	2.5600	9300.0	116	35208	No
156	GOM_NL__2PRFIN20081123_183219_000001152074_00084_35208_4561.N1	23-NOV-2008 18:32:19	Twilight_stray	114.50	51	41Gam1Leo	2.0100	4500.0	229	35208	No
157	GOM_NL__2PRFIN20081123_185947_000000542074_00085_35209_4564.N1	23-NOV-2008 18:59:47	Dark	54.000	70	Zet Pup	2.2460	39000.	108	35209	No
158	GOM_NL__2PRFIN20081123_190333_000000632074_00085_35209_4565.N1	23-NOV-2008 19:03:33	Dark	63.000	117	Pi Pup	2.7060	3800.0	126	35209	No
159	GOM_NL__2PRFIN20081123_190733_000000732074_00085_35209_4566.N1	23-NOV-2008 19:07:33	Dark	73.000	23	21Eps CMa	1.5020	26000.	146	35209	No
160	GOM_NL__2PRFIN20081123_190950_000000852074_00085_35209_4567.N1	23-NOV-2008 19:09:50	Straylight	84.500	179	24Omi2CMa	3.0320	24000.	169	35209	No

161	GOM_NL__2PRFIN20081123_191503_000000672074_00085_35209_4568.N1	23-NOV-2008 19:15:03	Straylight	67.000	1	9Alp CMa	-1.4400	11000.	134	35209	No
162	GOM_NL__2PRFIN20081123_191910_000000712074_00085_35209_4569.N1	23-NOV-2008 19:19:10	Straylight	71.000	7	19Bet Ori	0.10000	14000.	142	35209	No
163	GOM_NL__2PRFIN20081123_192251_000000752074_00085_35209_4570.N1	23-NOV-2008 19:22:51	Twilight_stray	74.500	30	46Eps Ori	1.6940	30000.	149	35209	No
164	GOM_NL__2PRFIN20081123_192742_000000562074_00085_35209_4571.N1	23-NOV-2008 19:27:42	Bright	55.500	13	87Alp Tau	0.86700	3800.0	111	35209	No
165	GOM_NL__2PRFIN20081123_193401_000000502074_00085_35209_4572.N1	23-NOV-2008 19:34:01	Bright	50.000	114	3lot Aur	2.6930	4600.0	100	35209	No
166	GOM_NL__2PRFIN20081123_193828_000000712074_00085_35209_4573.N1	23-NOV-2008 19:38:28	Bright	71.000	6	13Alp Aur	0.080000	3400.0	142	35209	No
167	GOM_NL__2PRFIN20081123_194049_000000562074_00085_35209_4574.N1	23-NOV-2008 19:40:49	Bright	56.000	42	34Bet Aur	1.9000	10200.	112	35209	No
168	GOM_NL__2PRFIN20081123_195954_000000512074_00085_35209_4575.N1	23-NOV-2008 19:59:54	Bright	51.000	174	52Psi UMa	3.0040	4400.0	102	35209	No
169	GOM_NL__2PRFIN20081123_200941_000000582074_00085_35209_4576.N1	23-NOV-2008 20:09:41	Bright	57.500	96	68Del Leo	2.5600	9300.0	115	35209	No
170	GOM_NL__2PRFIN20081123_201256_000001152074_00085_35209_4577.N1	23-NOV-2008 20:12:56	Twilight_stray	115.00	51	41Gam1Leo	2.0100	4500.0	230	35209	No
171	GOM_NL__2PRFIN20081123_204024_000000542074_00086_35210_4580.N1	23-NOV-2008 20:40:24	Dark	54.000	70	Zet Pup	2.2460	39000.	108	35210	No
172	GOM_NL__2PRFIN20081123_204410_000000712074_00086_35210_4581.N1	23-NOV-2008 20:44:10	Dark	71.000	117	Pi Pup	2.7060	3800.0	142	35210	No
173	GOM_NL__2PRFIN20081123_204810_000000752074_00086_35210_4582.N1	23-NOV-2008 20:48:10	Dark	74.500	23	21Eps CMa	1.5020	26000.	149	35210	No
174	GOM_NL__2PRFIN20081123_205027_000000852074_00086_35210_4583.N1	23-NOV-2008 20:50:27	Straylight	84.500	179	24Omi2CMa	3.0320	24000.	169	35210	No
175	GOM_NL__2PRFIN20081123_205539_000000722074_00086_35210_4584.N1	23-NOV-2008 20:55:39	Straylight	72.000	1	9Alp CMa	-1.4400	11000.	144	35210	No
176	GOM_NL__2PRFIN20081123_205946_000000632074_00086_35210_4585.N1	23-NOV-2008 20:59:46	Straylight	63.000	7	19Bet Ori	0.10000	14000.	126	35210	No
177	GOM_NL__2PRFIN20081123_210326_000000762074_00086_35210_4586.N1	23-NOV-2008 21:03:26	Twilight_stray	75.500	30	46Eps Ori	1.6940	30000.	151	35210	No
178	GOM_NL__2PRFIN20081123_210817_000000562074_00086_35210_4587.N1	23-NOV-2008 21:08:17	Bright	56.000	13	87Alp Tau	0.86700	3800.0	112	35210	No
179	GOM_NL__2PRFIN20081123_211437_000000512074_00086_35210_4588.N1	23-NOV-2008 21:14:37	Bright	51.000	114	3lot Aur	2.6930	4600.0	102	35210	No
180	GOM_NL__2PRFIN20081123_211903_000000522074_00086_35210_4589.N1	23-NOV-2008 21:19:03	Bright	52.000	6	13Alp Aur	0.080000	3400.0	104	35210	No
181	GOM_NL__2PRFIN20081123_212124_000000572074_00086_35210_4590.N1	23-NOV-2008 21:21:24	Bright	56.500	42	34Bet Aur	1.9000	10200.	113	35210	No
182	GOM_NL__2PRFIN20081123_214029_000000492074_00086_35210_4591.N1	23-NOV-2008 21:40:29	Bright	48.500	174	52Psi UMa	3.0040	4400.0	97	35210	No
183	GOM_NL__2PRFIN20081123_215018_000000582074_00086_35210_4592.N1	23-NOV-2008 21:50:18	Bright	58.000	96	68Del Leo	2.5600	9300.0	116	35210	No
184	GOM_NL__2PRFIN20081123_215334_000001232074_00086_35210_4593.N1	23-NOV-2008 21:53:34	Twilight_stray	122.50	51	41Gam1Leo	2.0100	4500.0	245	35210	No
185	GOM_NL__2PRFIN20081123_222101_000000542074_00087_35211_4612.N1	23-NOV-2008 22:21:01	Dark	54.000	70	Zet Pup	2.2460	39000.	108	35211	No
186	GOM_NL__2PRFIN20081123_222446_000000652074_00087_35211_4613.N1	23-NOV-2008 22:24:46	Dark	65.000	117	Pi Pup	2.7060	3800.0	130	35211	No
187	GOM_NL__2PRFIN20081123_222846_000000732074_00087_35211_4614.N1	23-NOV-2008 22:28:46	Dark	73.000	23	21Eps CMa	1.5020	26000.	146	35211	No
188	GOM_NL__2PRFIN20081123_223104_000000832074_00087_35211_4615.N1	23-NOV-2008 22:31:04	Straylight	82.500	179	24Omi2CMa	3.0320	24000.	165	35211	No
189	GOM_NL__2PRFIN20081123_223615_000000722074_00087_35211_4616.N1	23-NOV-2008 22:36:15	Straylight	72.000	1	9Alp CMa	-1.4400	11000.	144	35211	No
190	GOM_NL__2PRFIN20081123_224021_000000682074_00087_35211_4617.N1	23-NOV-2008 22:40:21	Straylight	68.000	7	19Bet Ori	0.10000	14000.	136	35211	No
191	GOM_NL__2PRFIN20081123_224401_000000762074_00087_35211_4618.N1	23-NOV-2008 22:44:01	Twilight_stray	76.000	30	46Eps Ori	1.6940	30000.	152	35211	No
192	GOM_NL__2PRFIN20081123_224852_000000572074_00087_35211_4619.N1	23-NOV-2008 22:48:52	Bright	57.000	13	87Alp Tau	0.86700	3800.0	114	35211	No
193	GOM_NL__2PRFIN20081123_225512_000000512074_00087_35211_4620.N1	23-NOV-2008 22:55:12	Bright	51.000	114	3lot Aur	2.6930	4600.0	102	35211	No
194	GOM_NL__2PRFIN20081123_225938_000000502074_00087_35211_4621.N1	23-NOV-2008 22:59:38	Bright	50.000	6	13Alp Aur	0.080000	3400.0	100	35211	No
195	GOM_NL__2PRFIN20081123_230158_000000562074_00087_35211_4622.N1	23-NOV-2008 23:01:58	Bright	55.500	42	34Bet Aur	1.9000	10200.	111	35211	No
196	GOM_NL__2PRFIN20081123_232105_000000492074_00087_35211_4623.N1	23-NOV-2008 23:21:05	Bright	49.000	174	52Psi UMa	3.0040	4400.0	98	35211	No
197	GOM_NL__2PRFIN20081123_233054_000000592074_00087_35211_4624.N1	23-NOV-2008 23:30:54	Bright	59.000	96	68Del Leo	2.5600	9300.0	118	35211	No
198	GOM_NL__2PRFIN20081123_233411_000001222074_00087_35211_4625.N1	23-NOV-2008 23:34:11	Twilight_stray	122.00	51	41Gam1Leo	2.0100	4500.0	244	35211	No

### 3. Quality information per product

In this section it is plotted some information contained in the Quality Summary data set of the level 2 products. Only products in dark limb conditions and without errors (error flag in the MPH set to "0") are used.


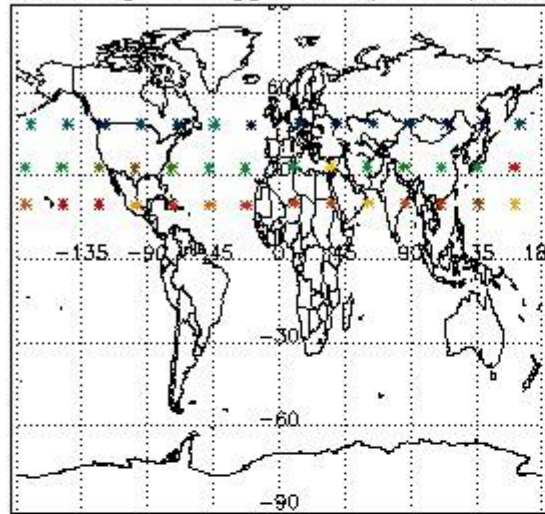
#### 3.1 Plot quality information per product (time dependant)



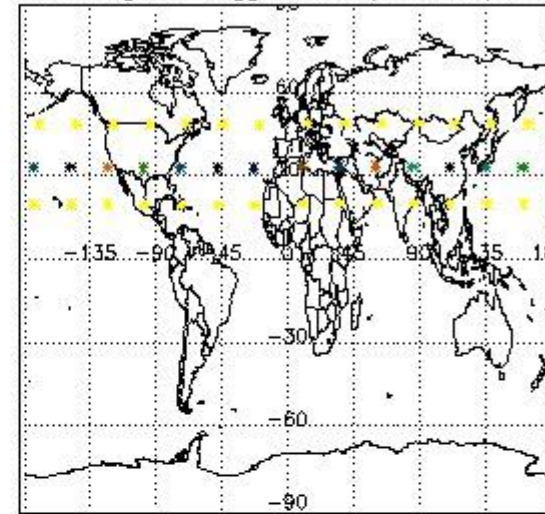
3.2 Plot quality information per product (world map)




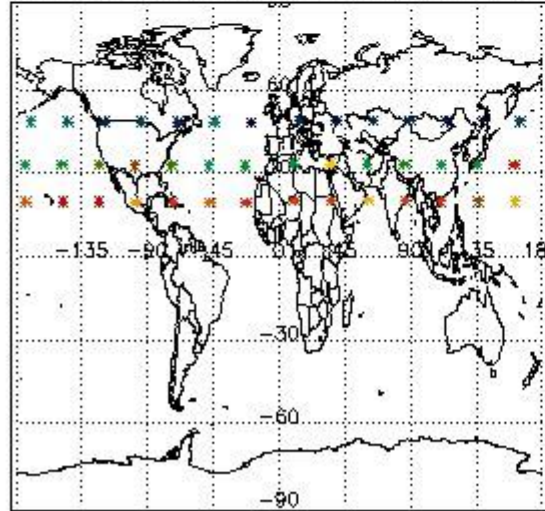
Percentage of flagged data per O3 profile



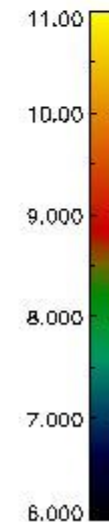
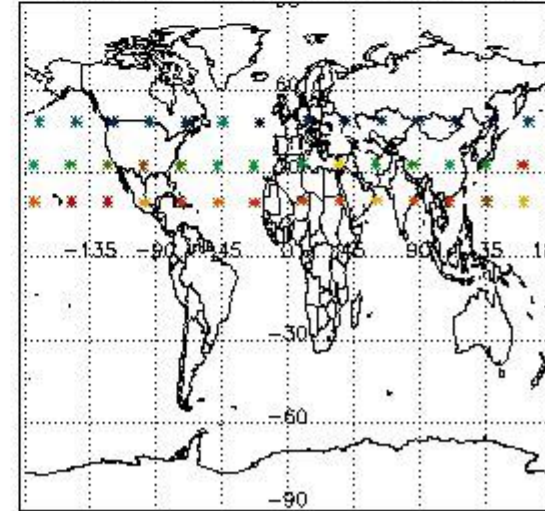
Percentage of flagged data per H2O profile



Percentage of flagged data per NO2 profile



Percentage of flagged data per NO3 profile

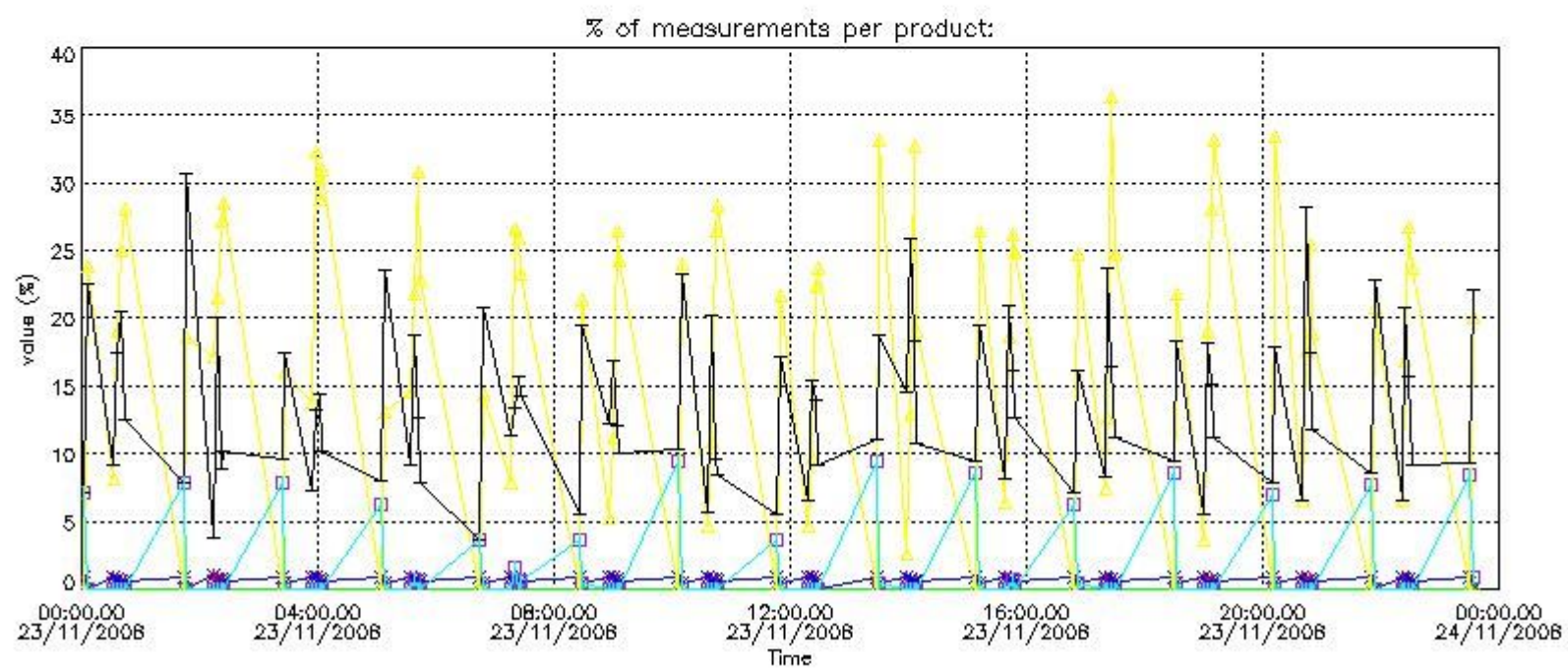


#### 4. Level 1 quality information per product

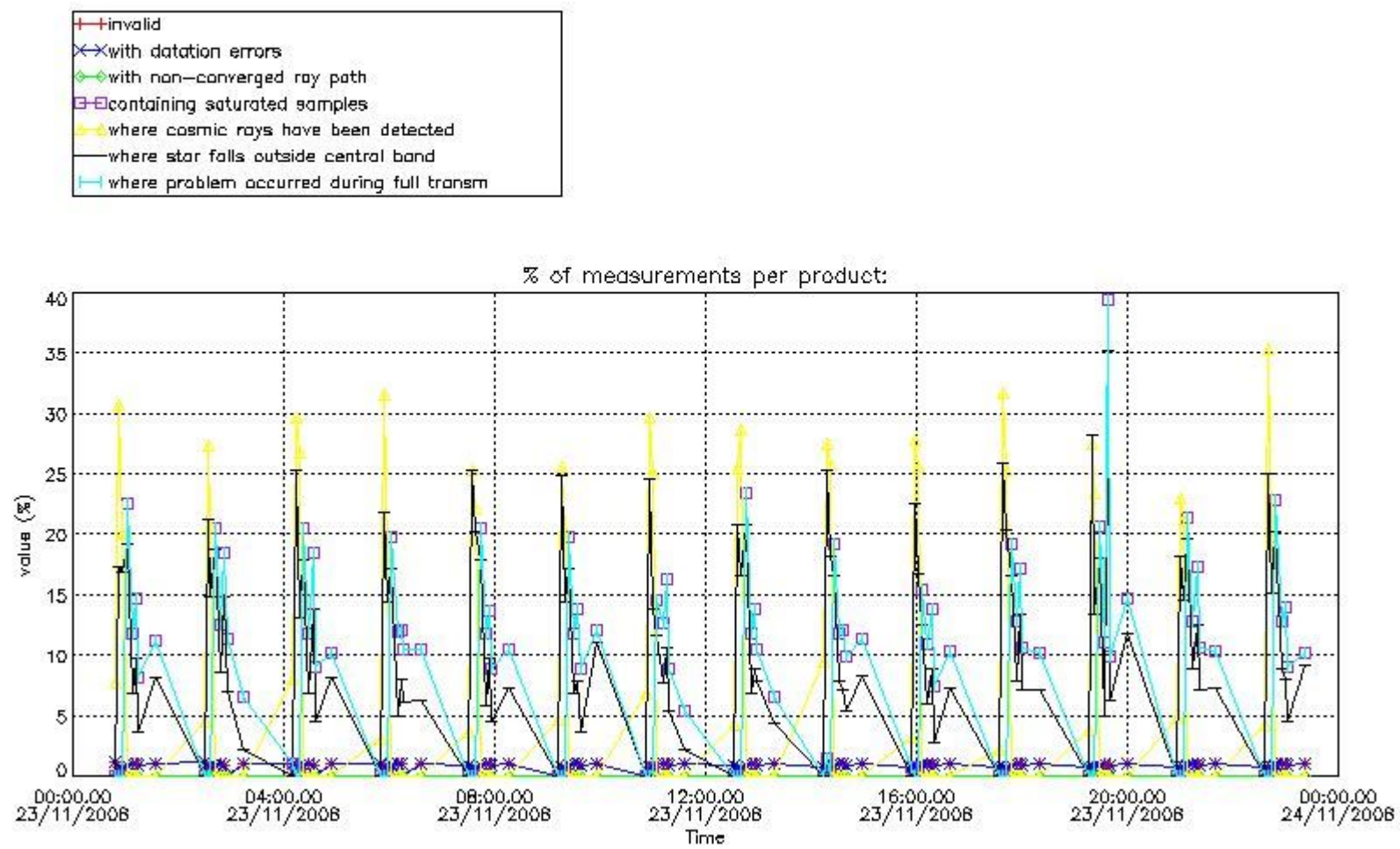
In this section it is plotted some information contained in the Quality Summary data set of the level 2 products that comes from the level 1b processing. Products without errors (error flag in the MPH set to "0") are used.

##### 4.1 Plot quality information per product (time dependant) coming from level 1b processing

##### 4.1.1 Plot level 1 quality information per product (time dependant): ENVISAT ASCENDING passes



4.1.2 Plot level 1 quality information per product (time dependant): ENVI SAT DESCENDING passes

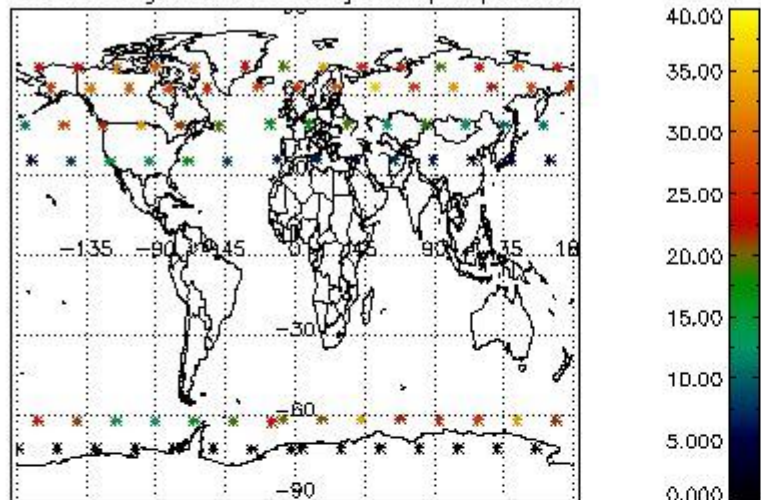


#### 4.2 Plot quality information per product coming from level 1b processing (world map)

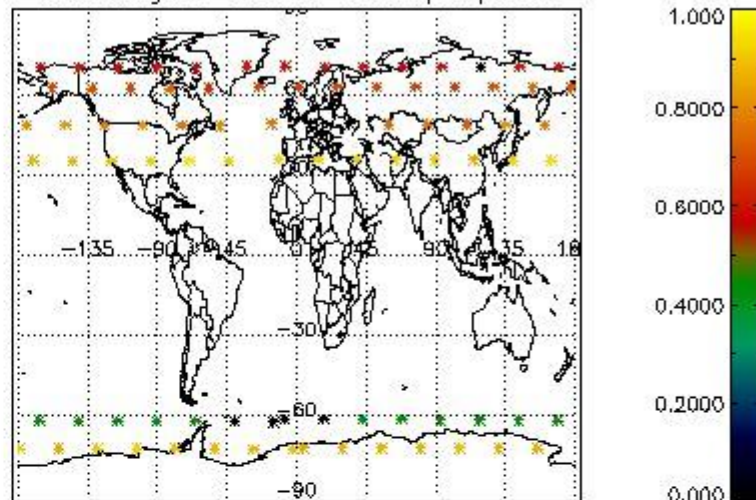
##### 4.2.1 Plot level 1 quality information per product (world map): ENVISAT ASCENDING passes



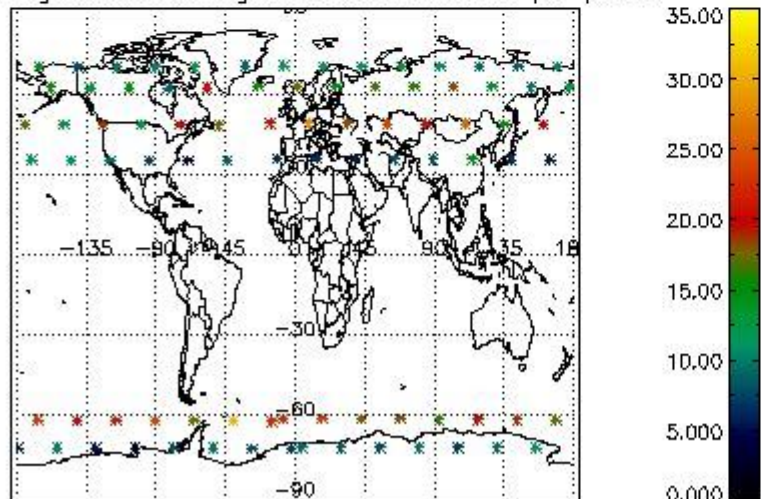
Percentage of cosmic ray hits per profile



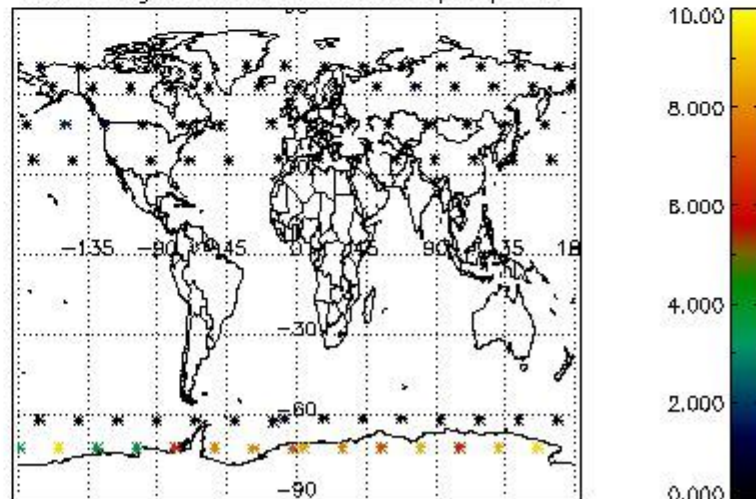
Percentage of datation errors per profile



Percentage of star falling outside central band per profile

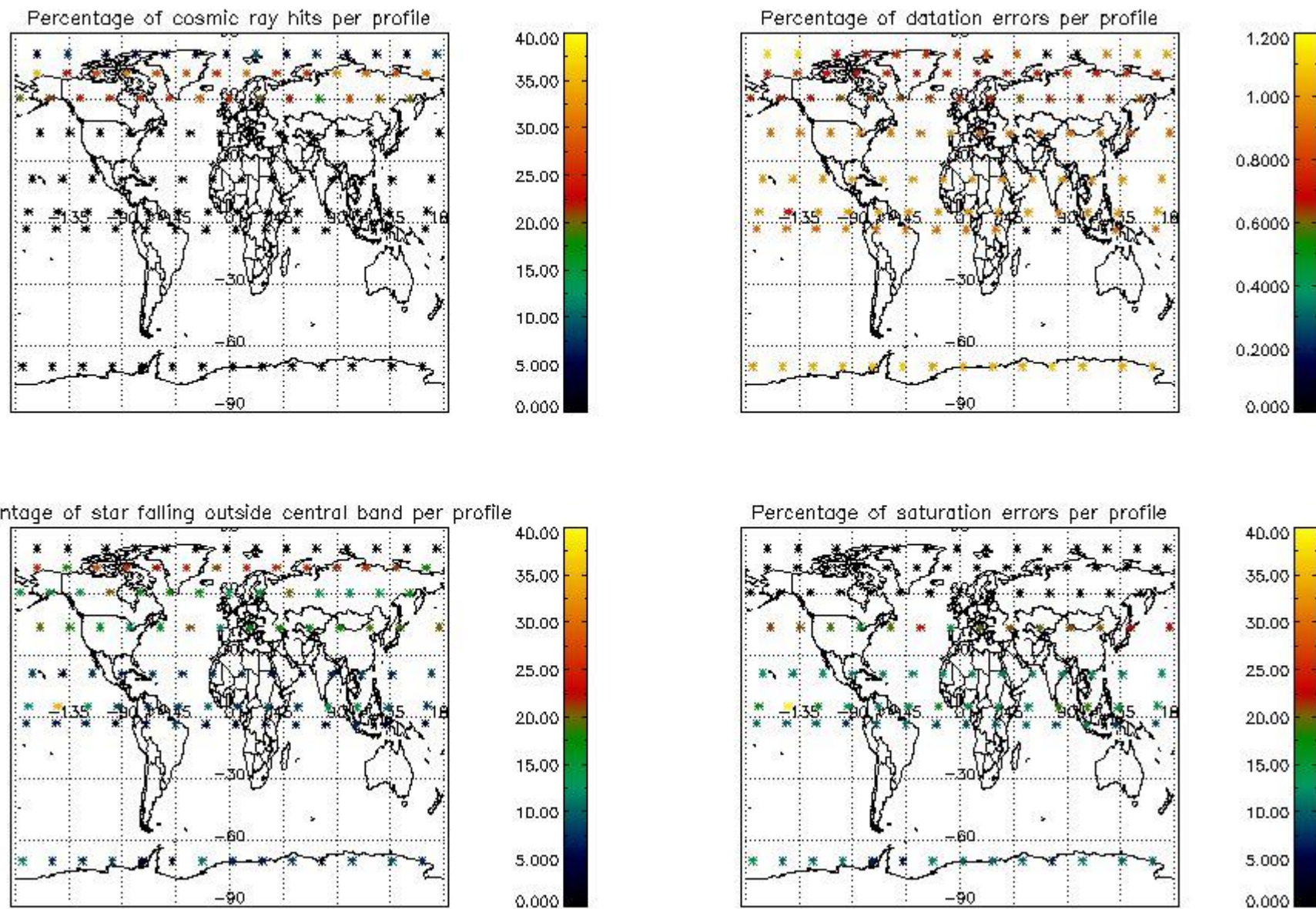


Percentage of saturation errors per profile



4.2.2 Plot level 1 quality information per product (world map): ENVISAT DESCENDING passes





## 5. Trace gas profiles

### 5.1 Ozone statistics based on quality of products

The final quality of the products can be "measured" using the STD (Standard Deviation) attached to every point profile. This information is written to the parameter GOM\_NL\_\_2P/NL\_LOCAL\_SPECIES\_DENSITY/o3\_std of the level 2 products. The table below shows the statistics for given STD ranges.

The statistics are given with respect to the overall valid production:

- Products without fatal errors: GOM\_NL\_\_2P/MPH/PRODUCT\_ERR=0
- Valid point profile: GOM\_NL\_\_2P/NL\_LOCAL\_SPECIES\_DENSITY/pcd(0)=0

The 'Criteria' is applied to valid points of dark limb products:

- Products in dark limb illumination condition: GOM\_NL\_\_2P/NL\_SUMMARY\_QUALITY/obs\_ill\_cond=0
- Products without fatal errors: GOM\_NL\_\_2P/MPH/PRODUCT\_ERR=0
- Valid point profile: GOM\_NL\_\_2P/NL\_LOCAL\_SPECIES\_DENSITY/pcd(0)=0

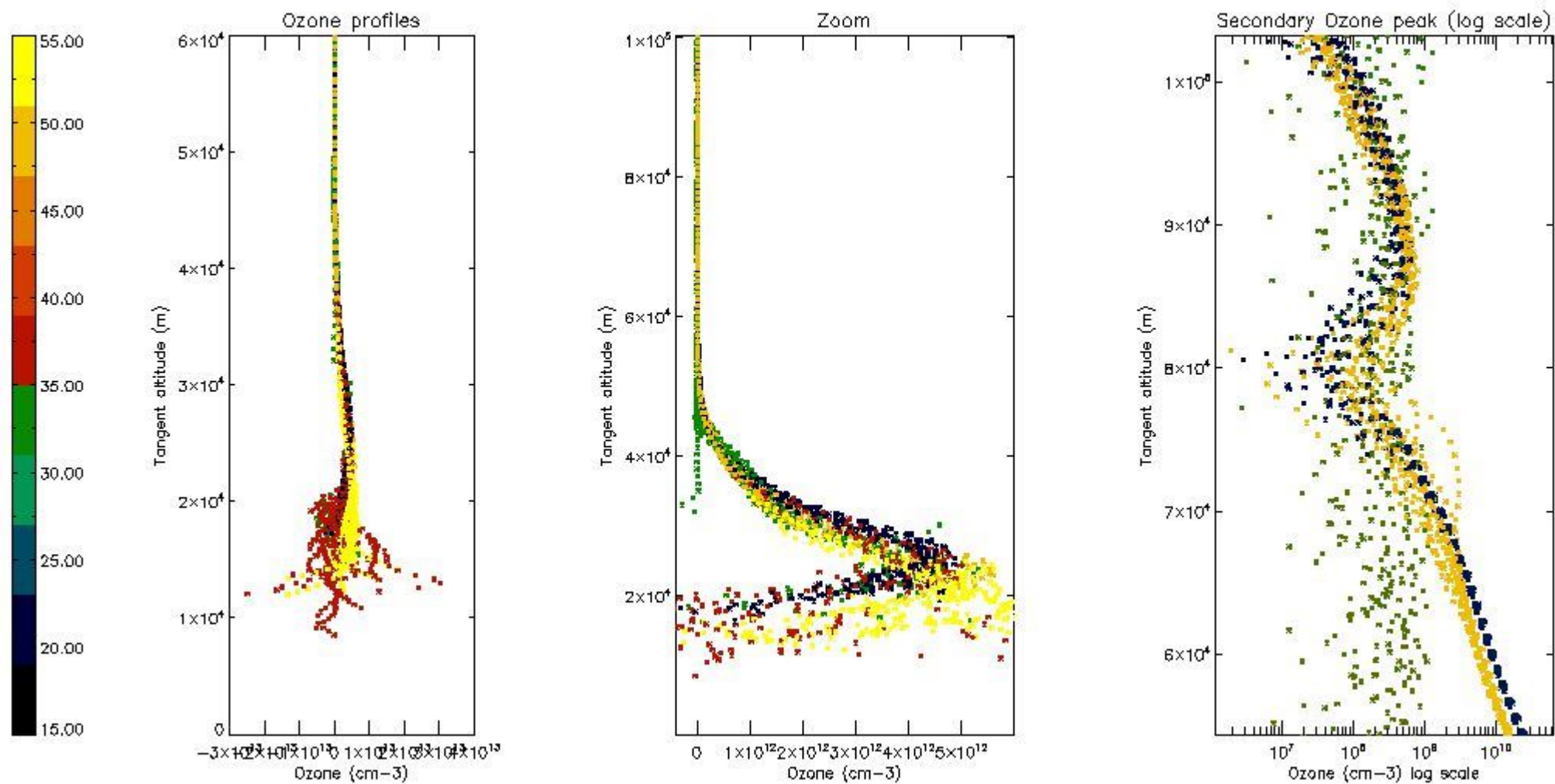
So, the table below shows the percentage of dark limb and valid observations for each criteria with respect to the overall valid daily observations.

Criteria	% of total production
All STD	21
STD < 20	12

STD < 10	10
STD < 5	8

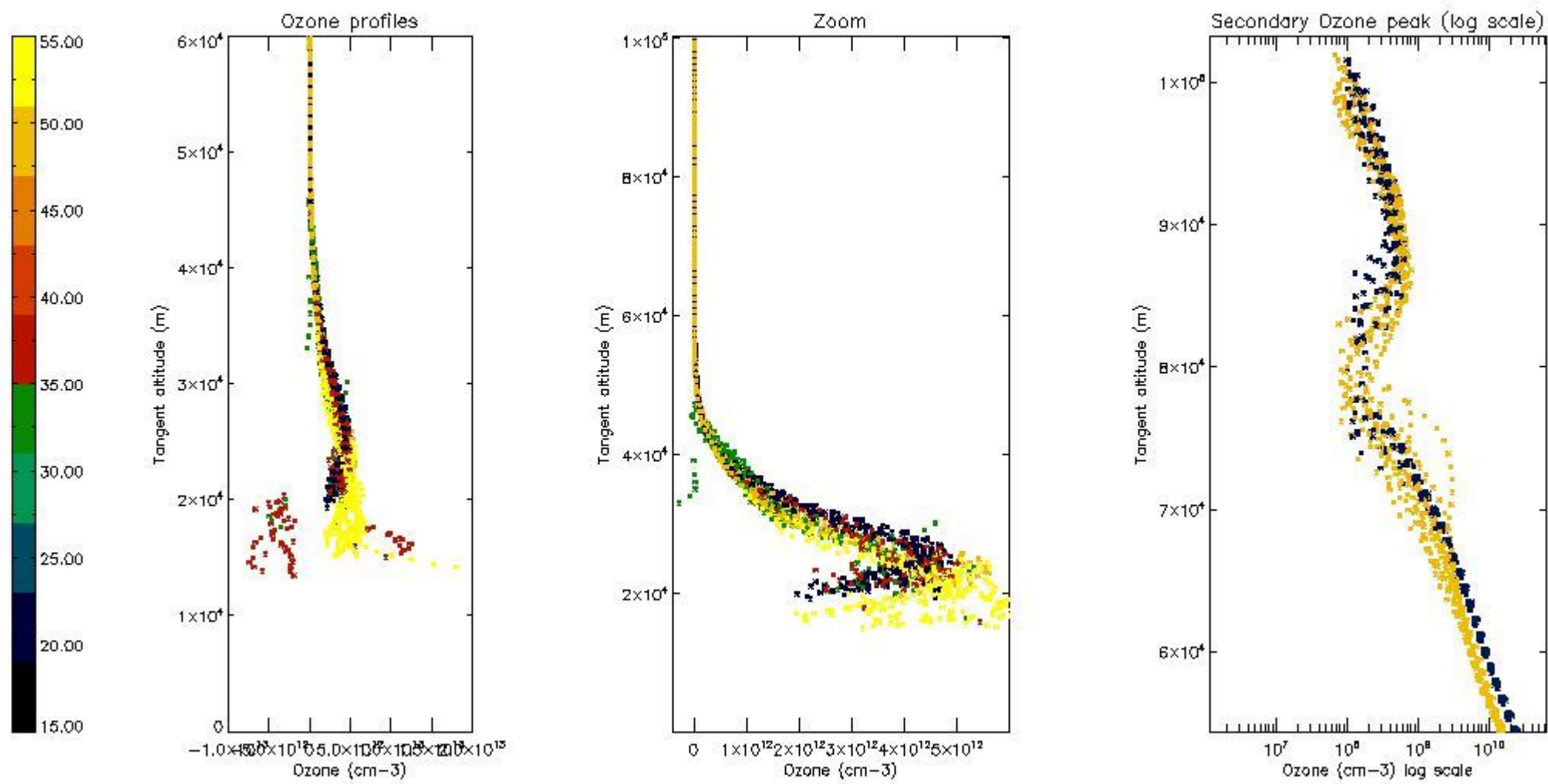
5.2 Plot ozone profiles for all STD (dark without errors)

The colorbar represents the latitude.



5.3 Plot ozone profiles where STD < 20% (dark without errors)

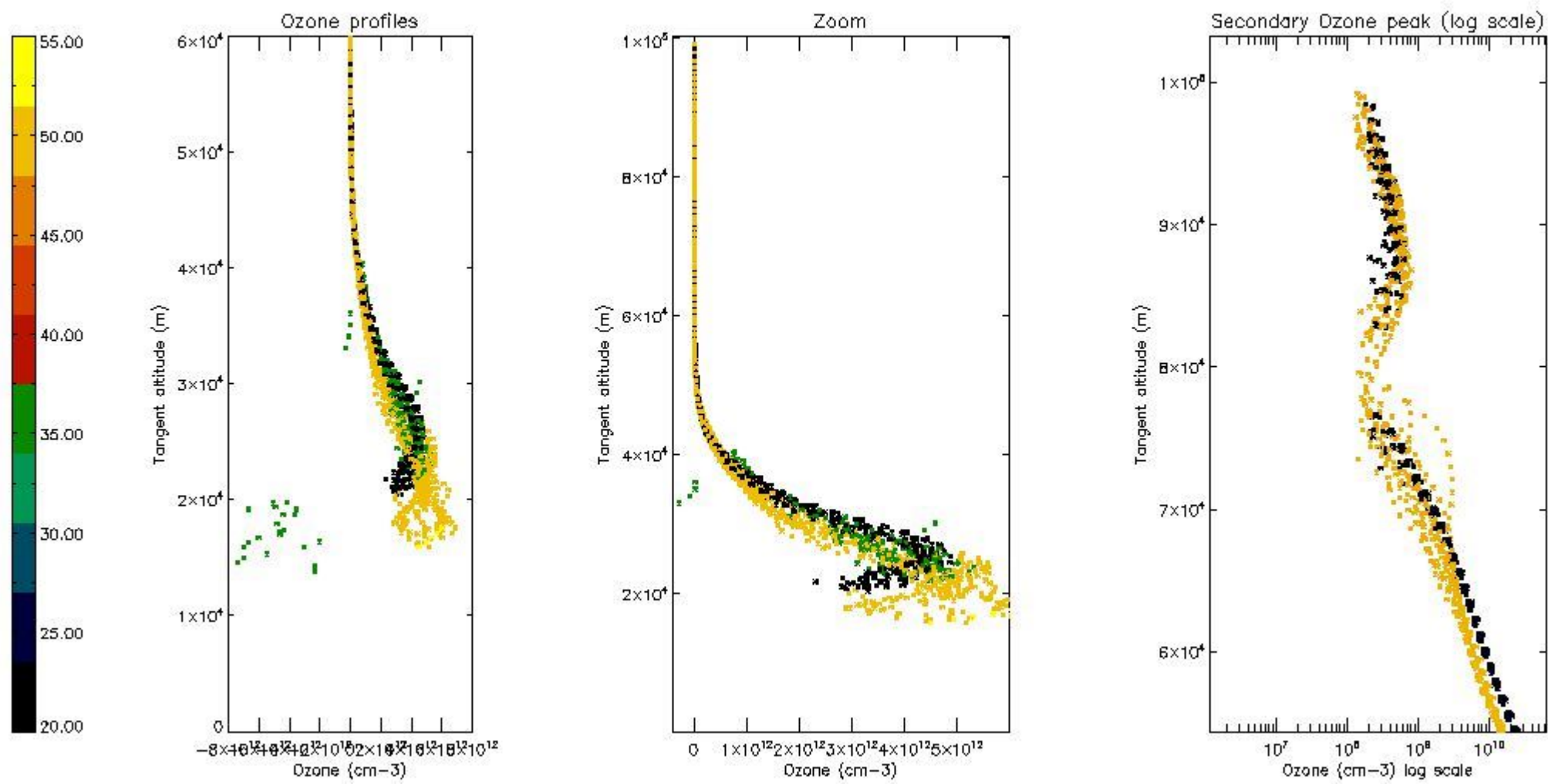
The colorbar represents the latitude.



*5.4 Plot ozone profiles where STD < 10% (dark without errors)*

The colorbar represents the latitude.

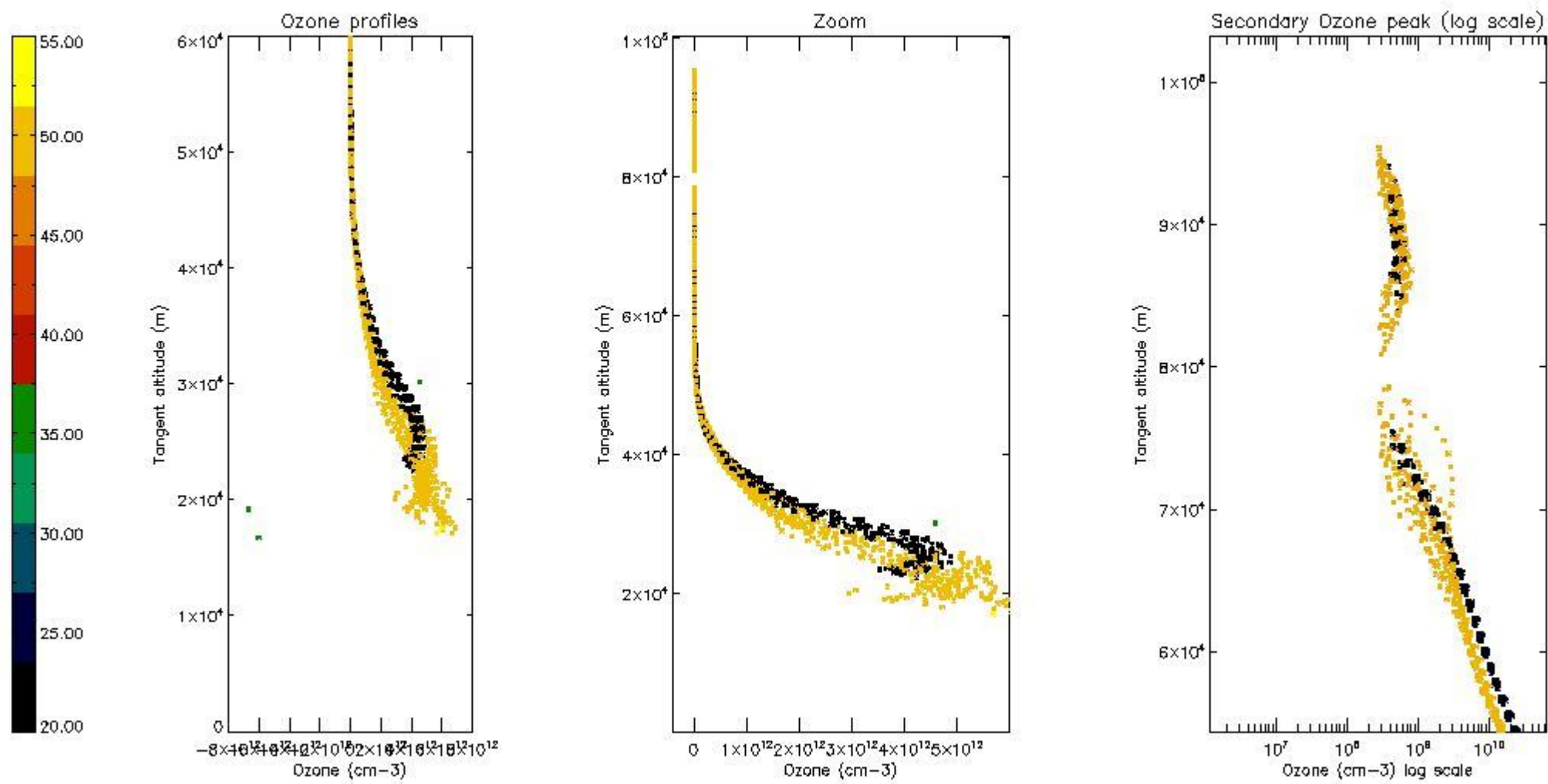




*5.5 Plot ozone profiles where STD < 5% (dark without errors)*

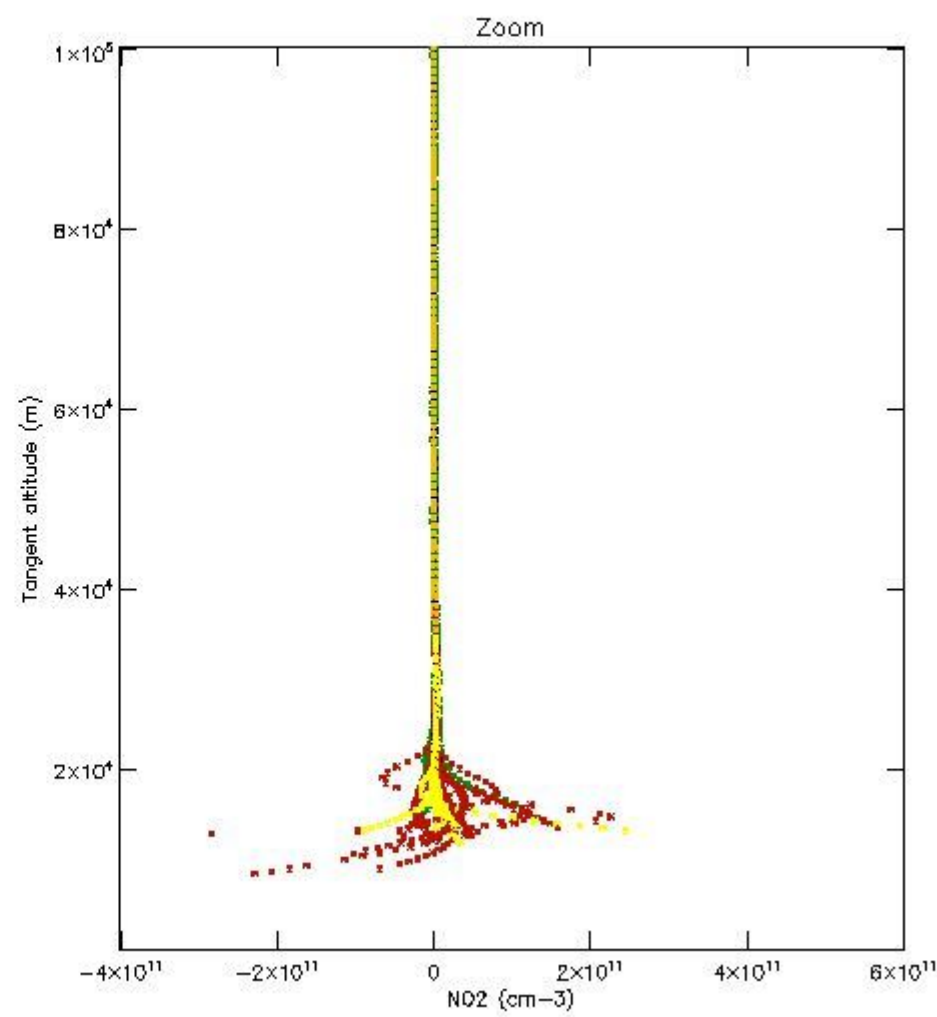
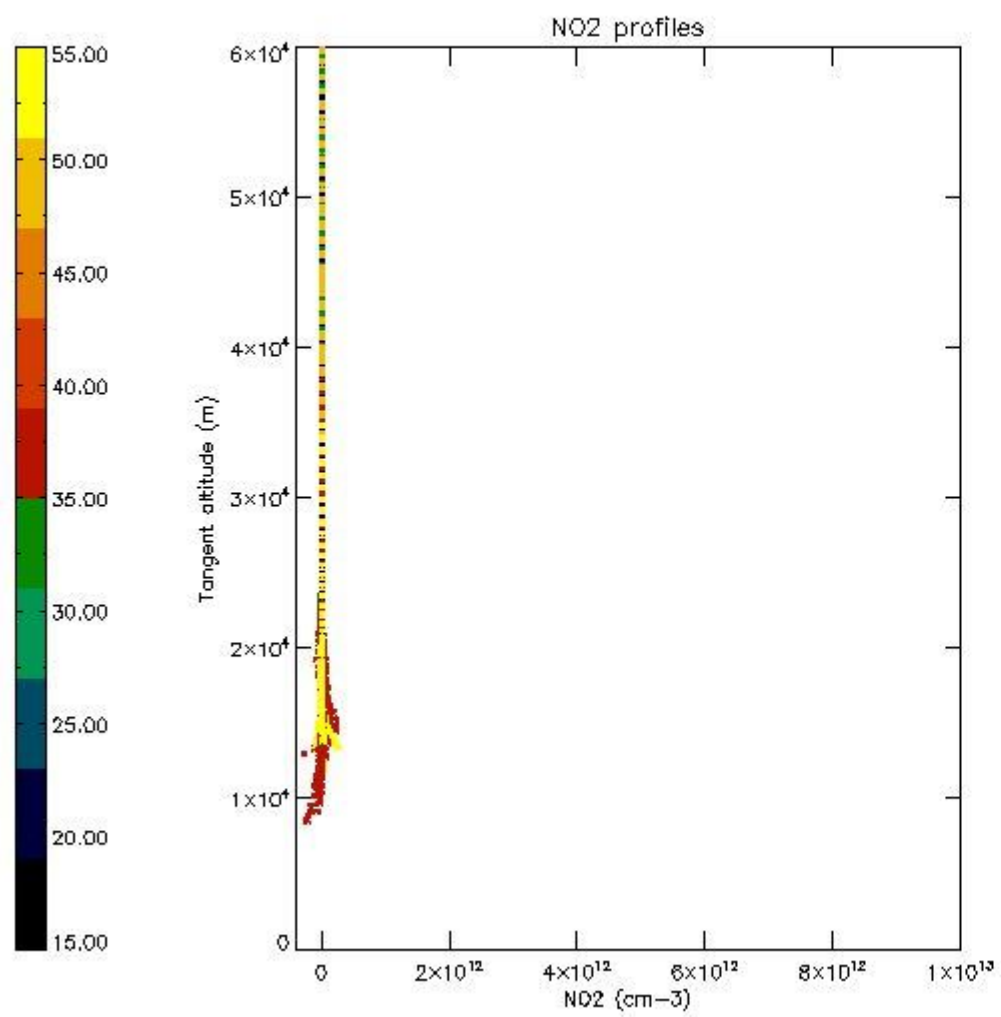
The colorbar represents the latitude.





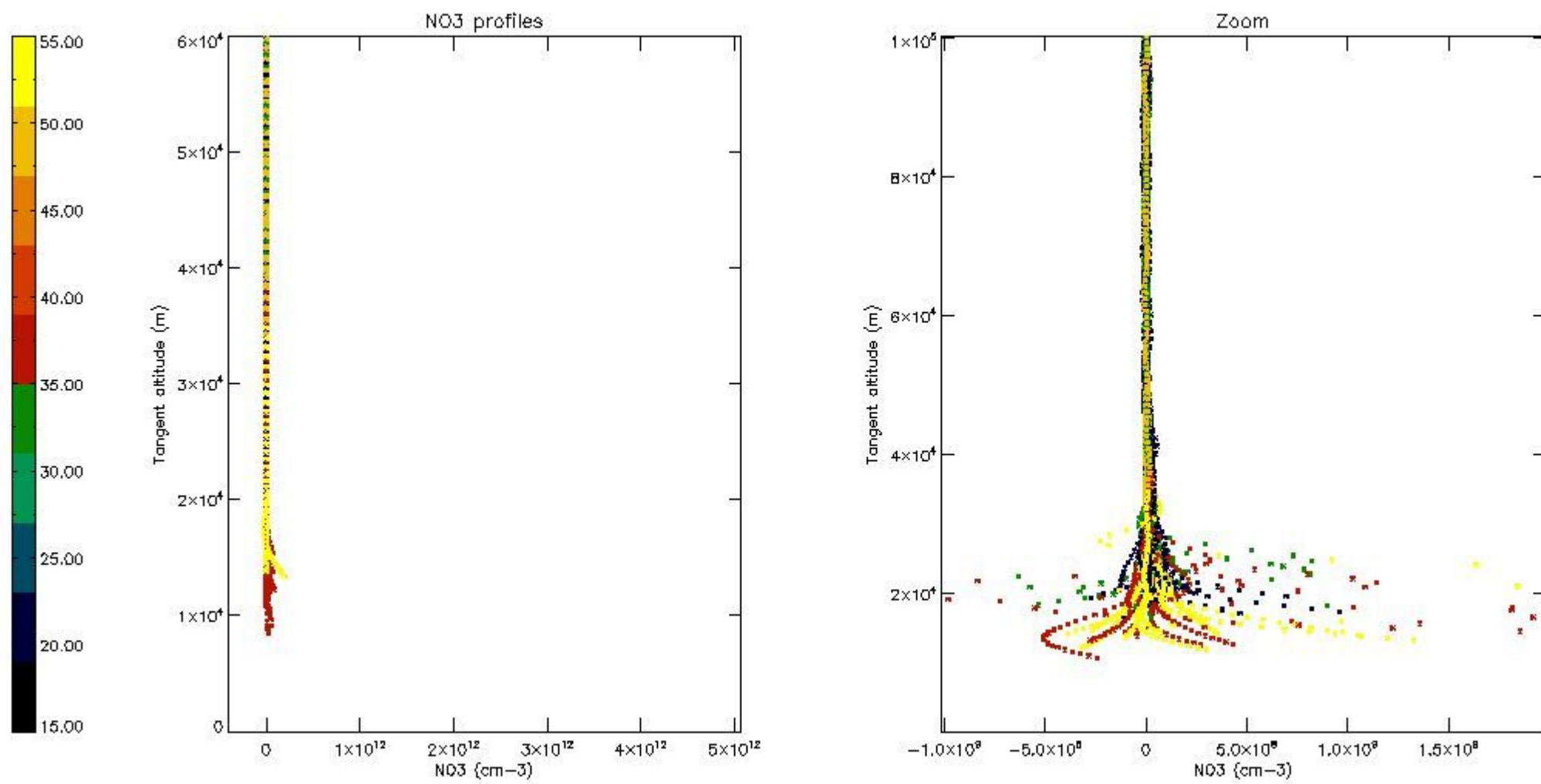
*5.6 Plot NO<sub>2</sub> profiles for all STD (dark without errors)*

The colorbar represents the latitude.



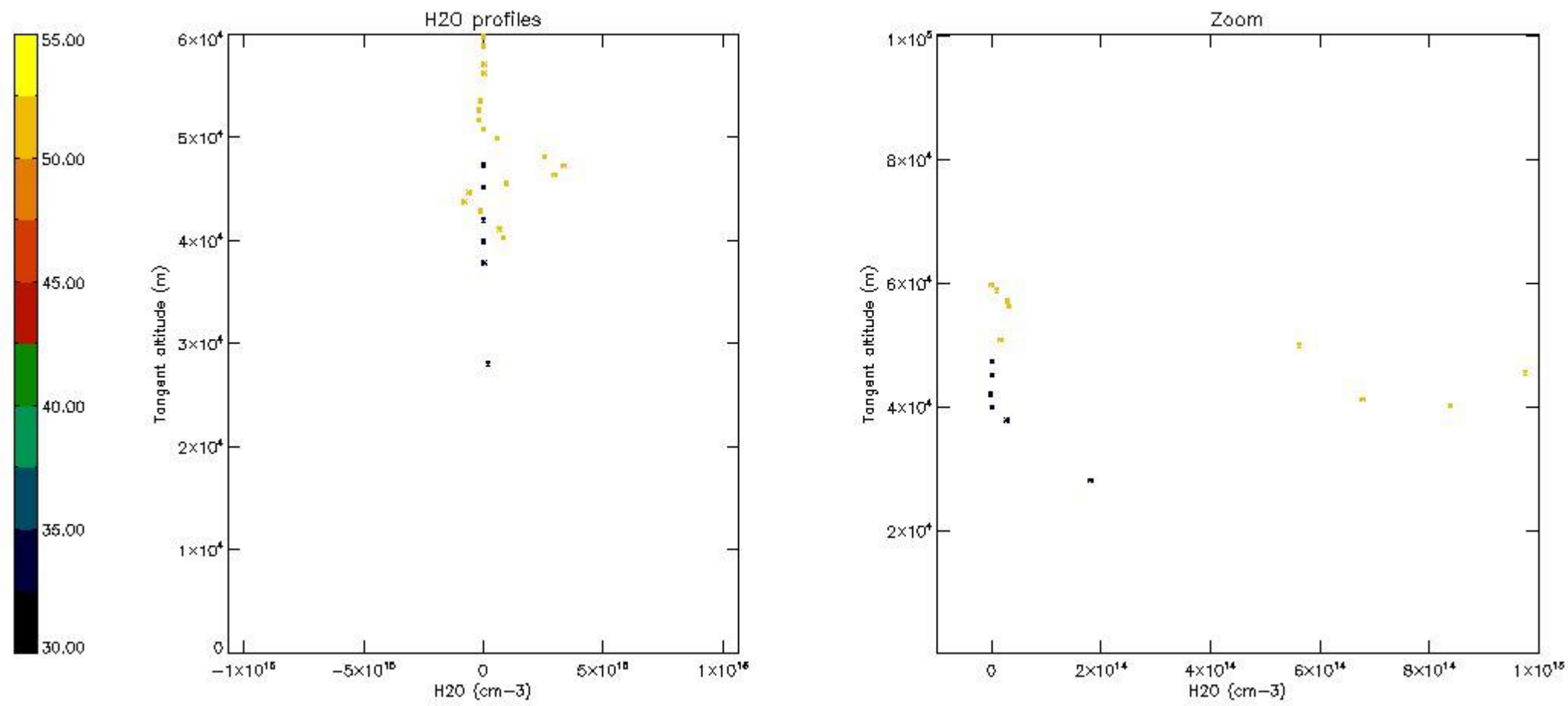
*5.7 Plot NO3 profiles for all STD (dark without errors)*

The colorbar represents the latitude.



*5.8 Plot H2O profiles for all STD (only for occultations of stars 1,2,3,4,13,14,16,26,63 dark without errors)*

The colorbar represents the latitude.

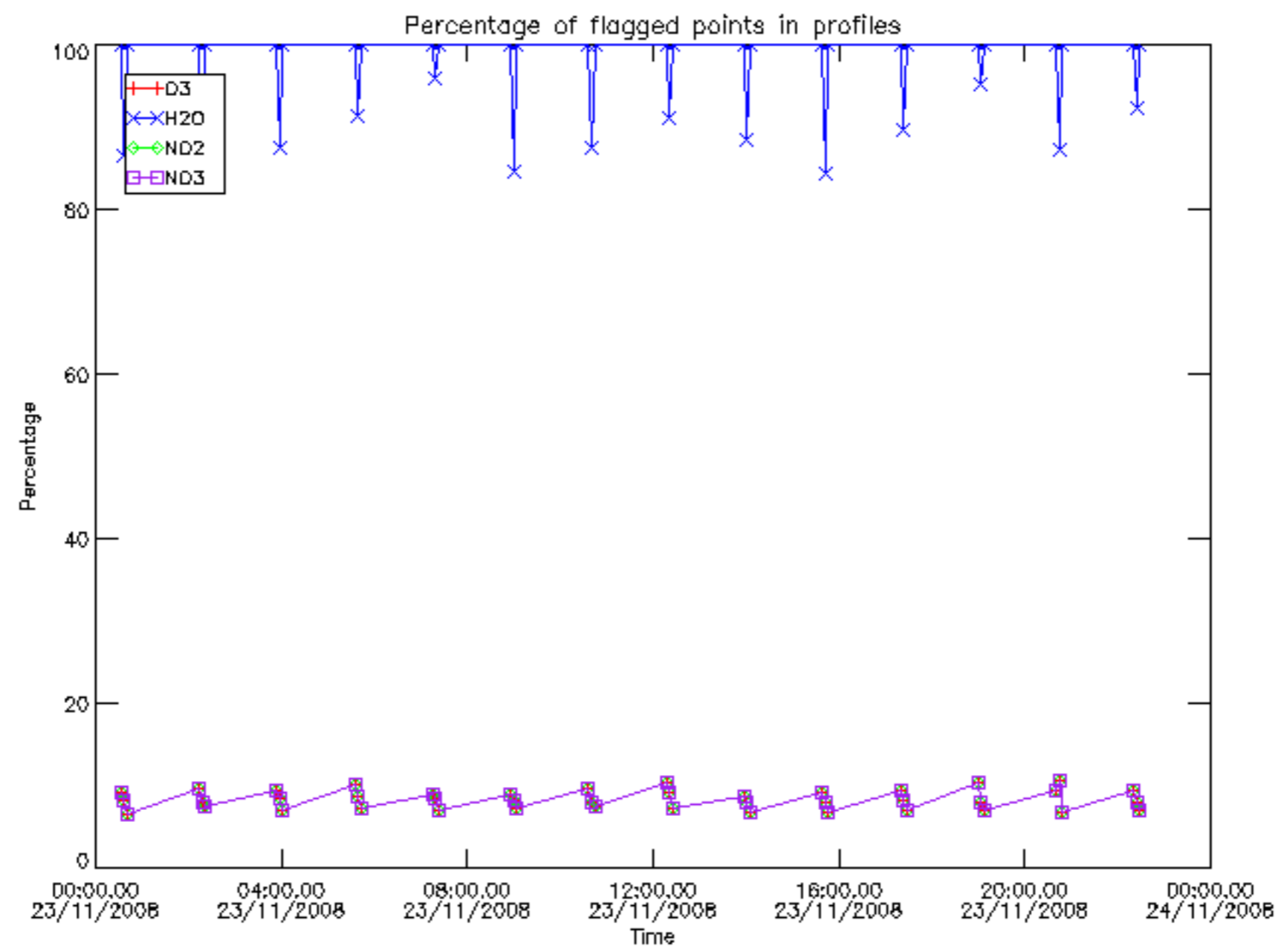


## 6. Auxiliary Data Files used for the production reported in section 2

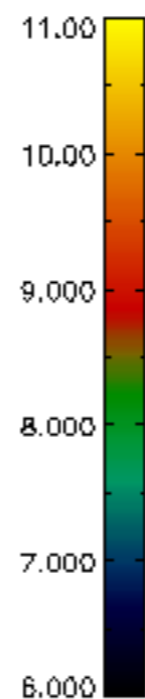
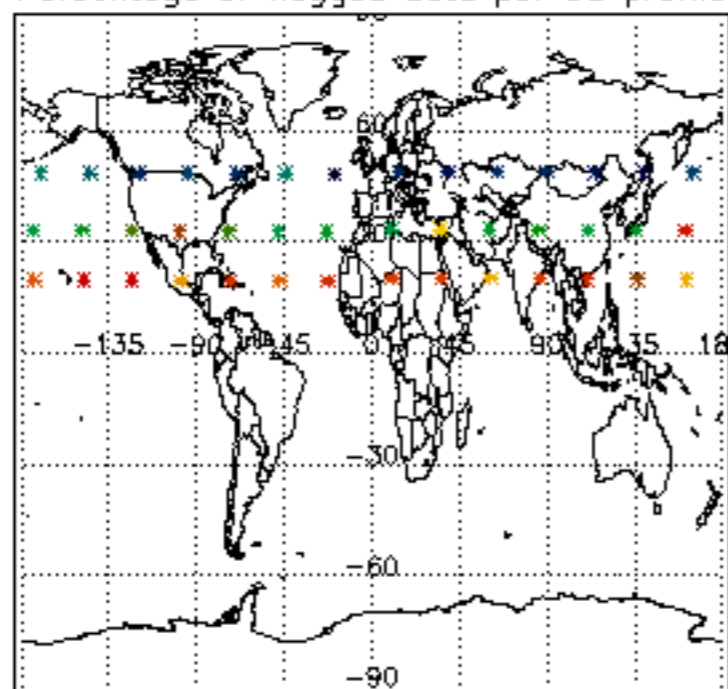
The number reported in the third column indicates since which file (see list in section 2) the corresponding auxiliary file has been used. The fourth column is the date of those product files.

Type	Auxiliary Filename	Used since product	Used since product date
INST_PHYS_CHARACTERISTICS	GOM_INS_AXVIEC20091111_143220_20030716_120000_20500101_000000	1	23-NOV-2008 00:02:23
LEVEL-2_PROC_CONFIG	GOM_PR2_AXVIEC20091111_152718_20020301_000000_20500101_000000	1	23-NOV-2008 00:02:23
CROSS_SECTIONS_FILE	GOM_CRS_AXVIEC20091111_154832_20020301_000000_20500101_000000	1	23-NOV-2008 00:02:23

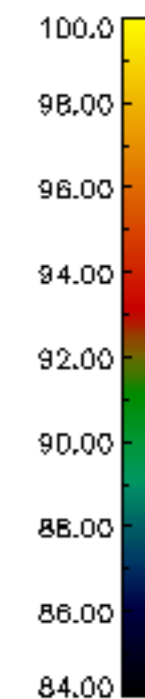
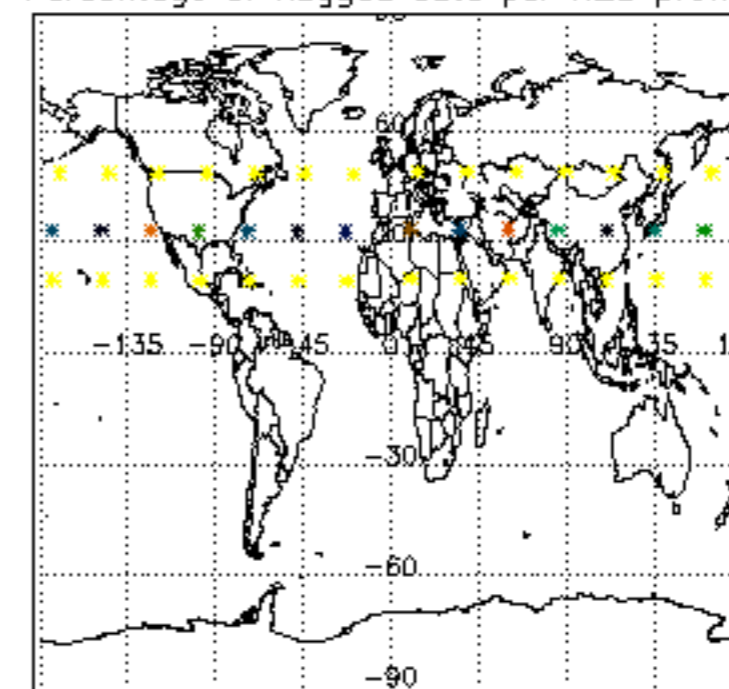




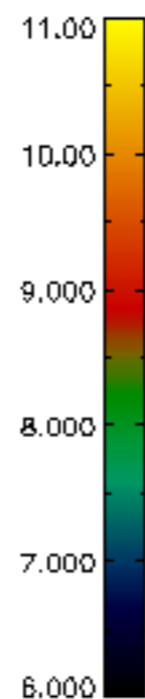
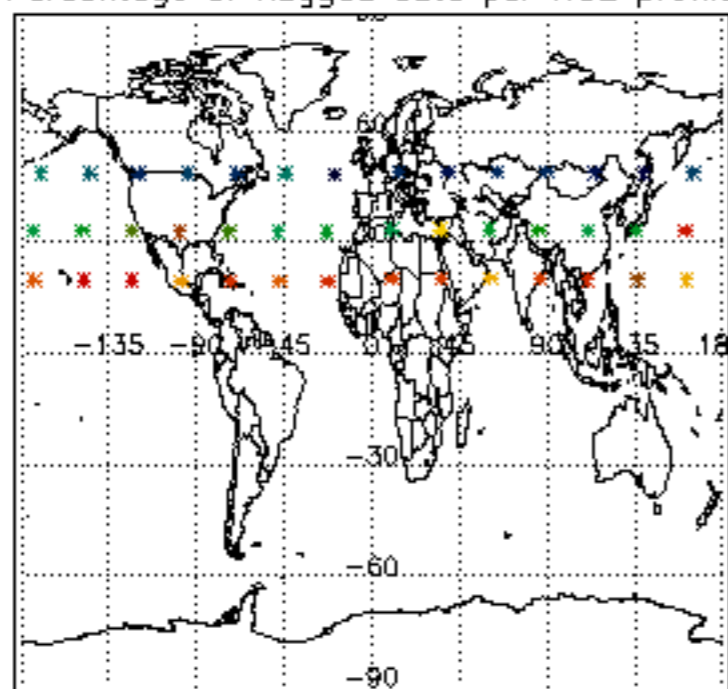
Percentage of flagged data per D3 profile



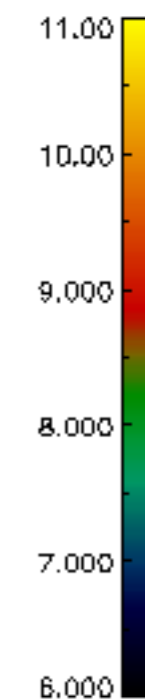
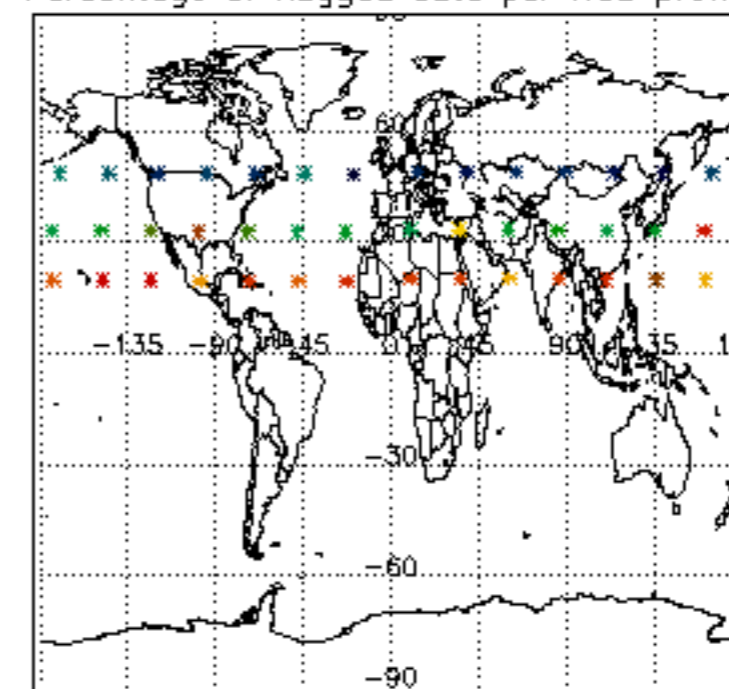
Percentage of flagged data per H2O profile

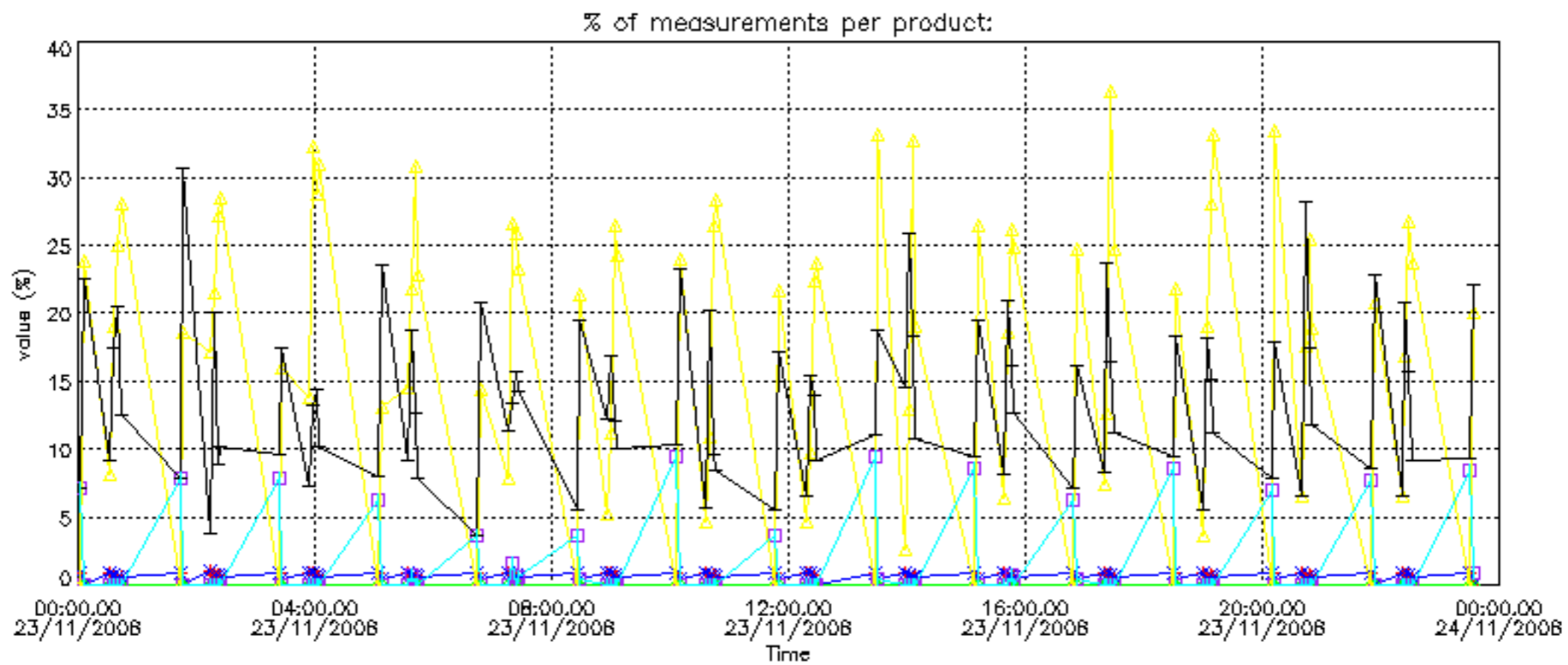


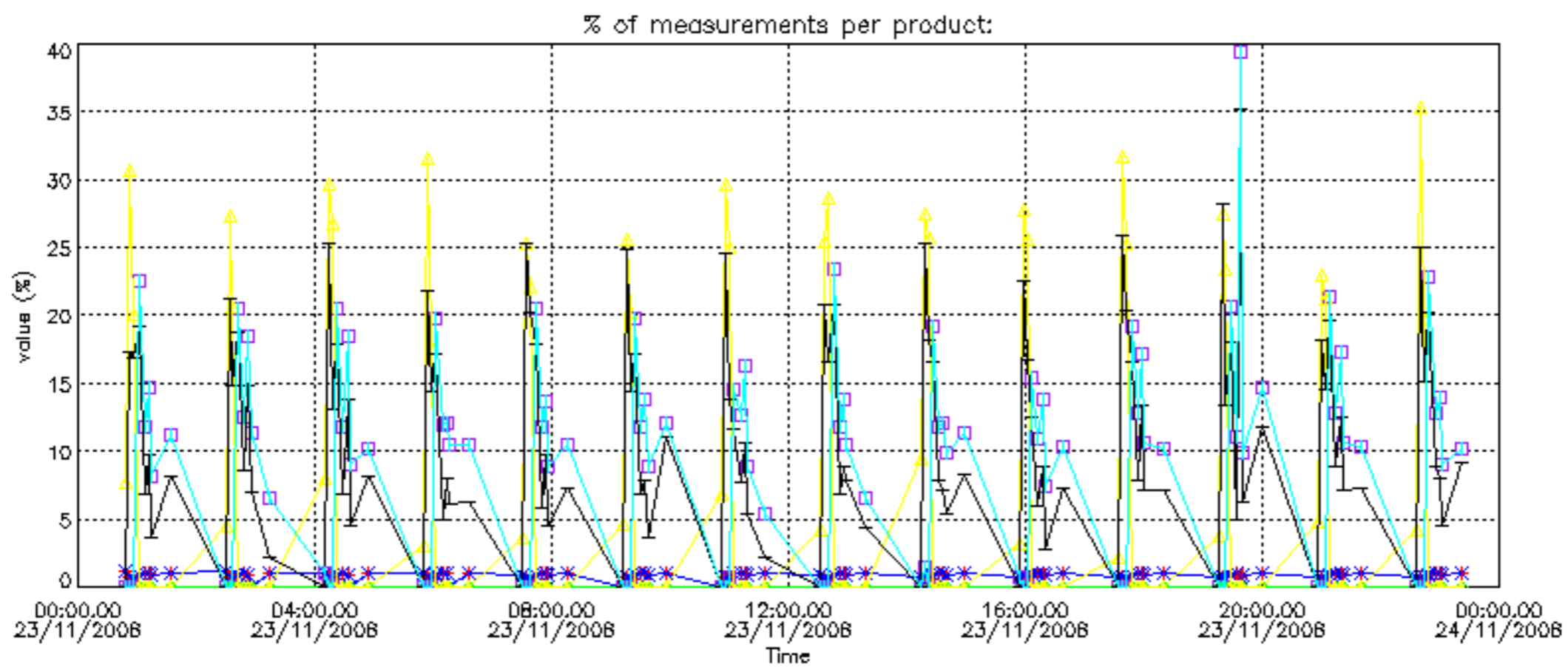
Percentage of flagged data per NO2 profile



Percentage of flagged data per NO3 profile

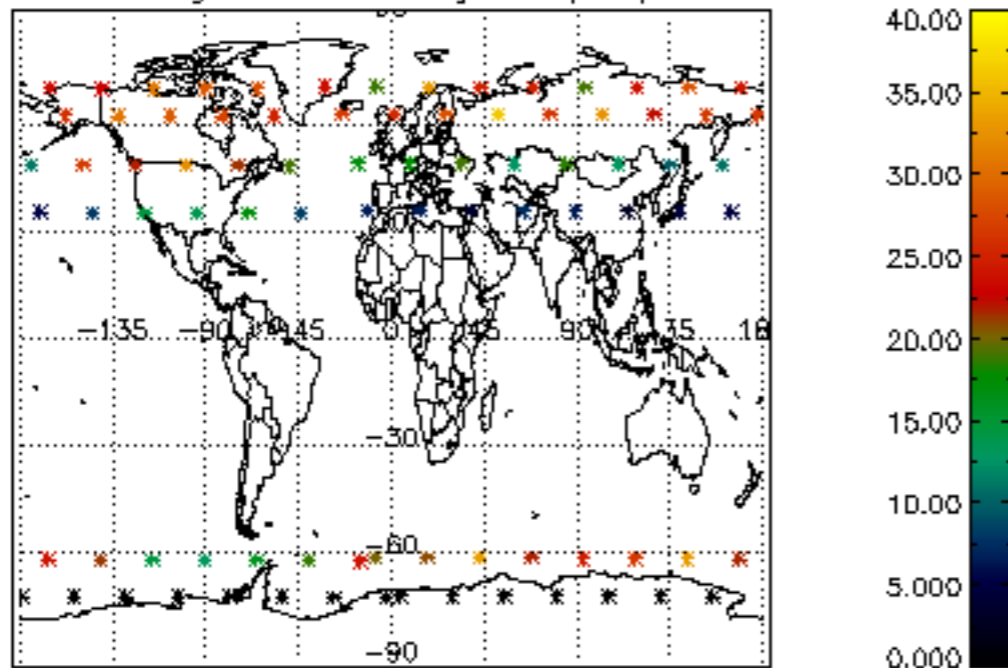




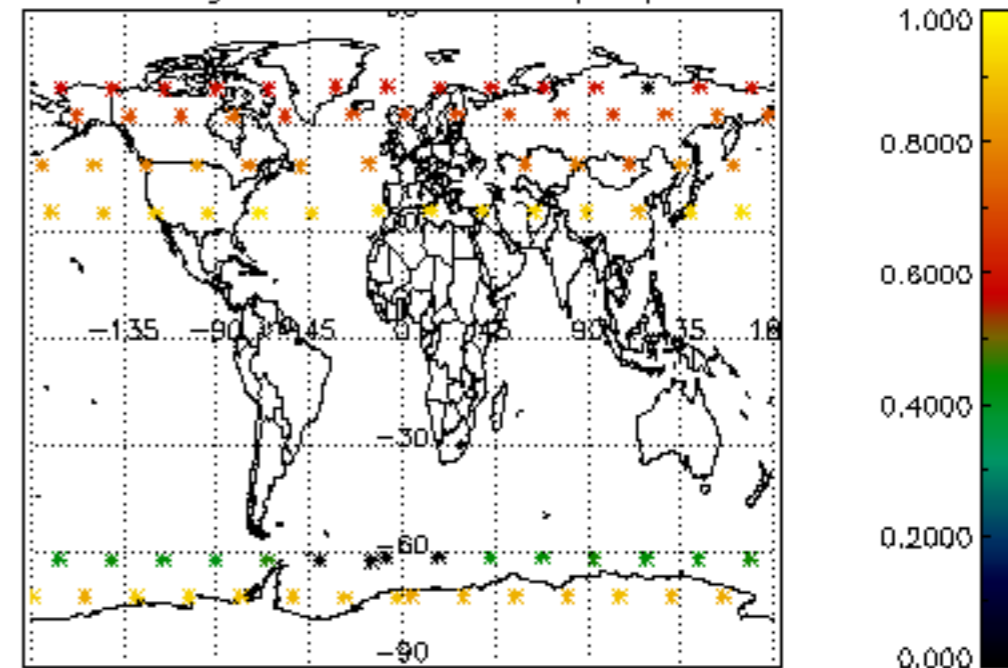




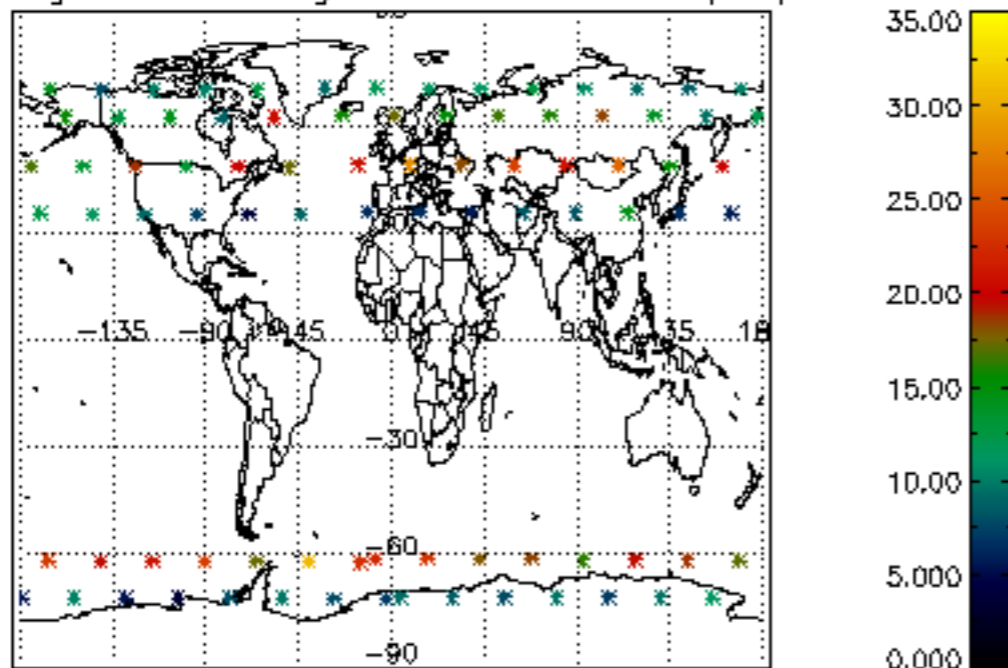
Percentage of cosmic ray hits per profile



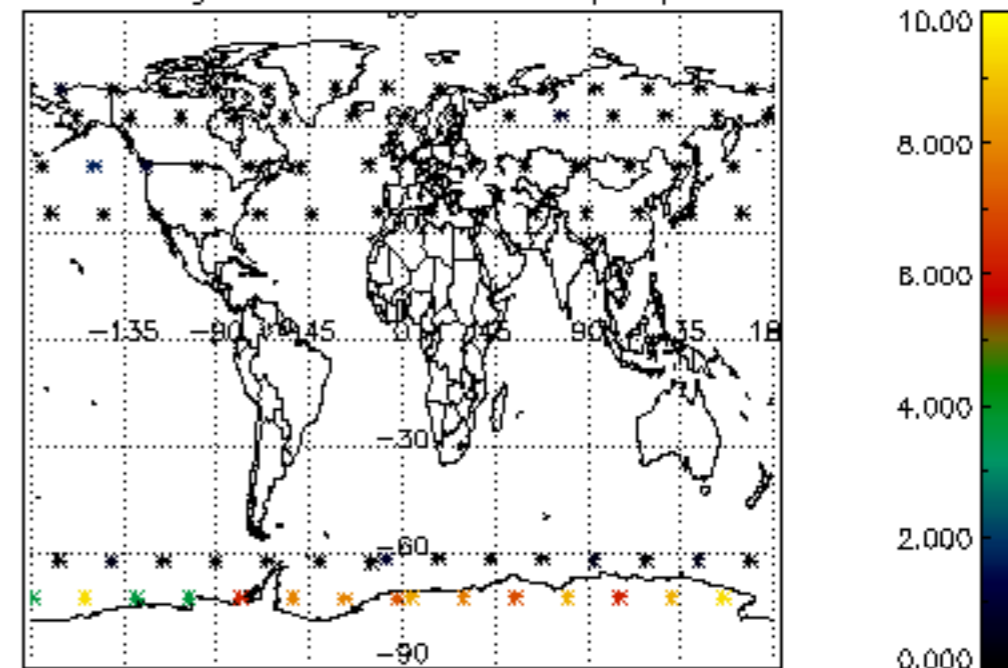
Percentage of datation errors per profile



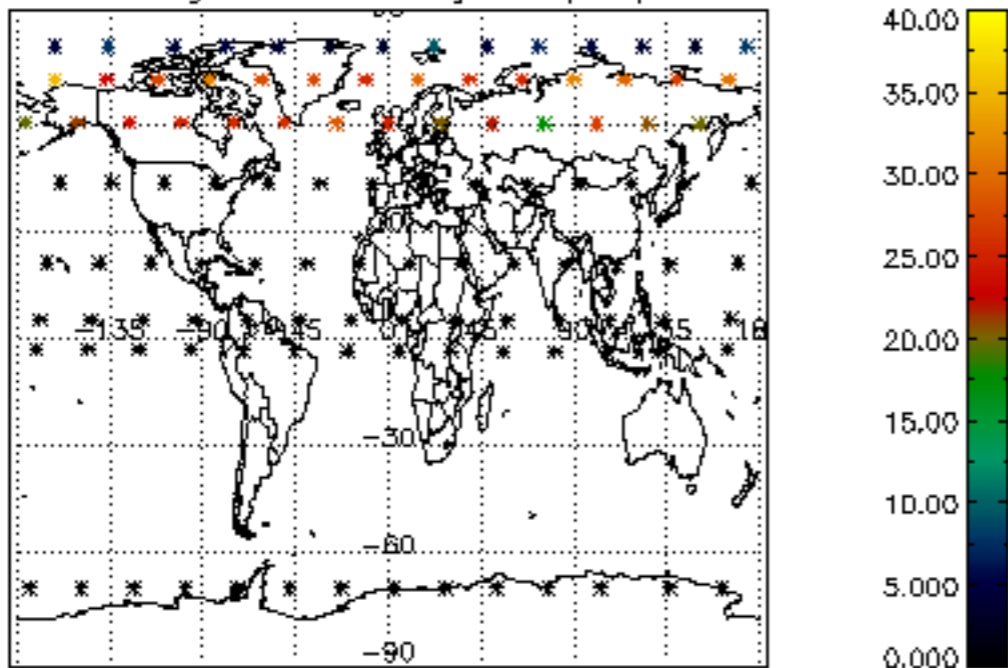
Percentage of star falling outside central band per profile



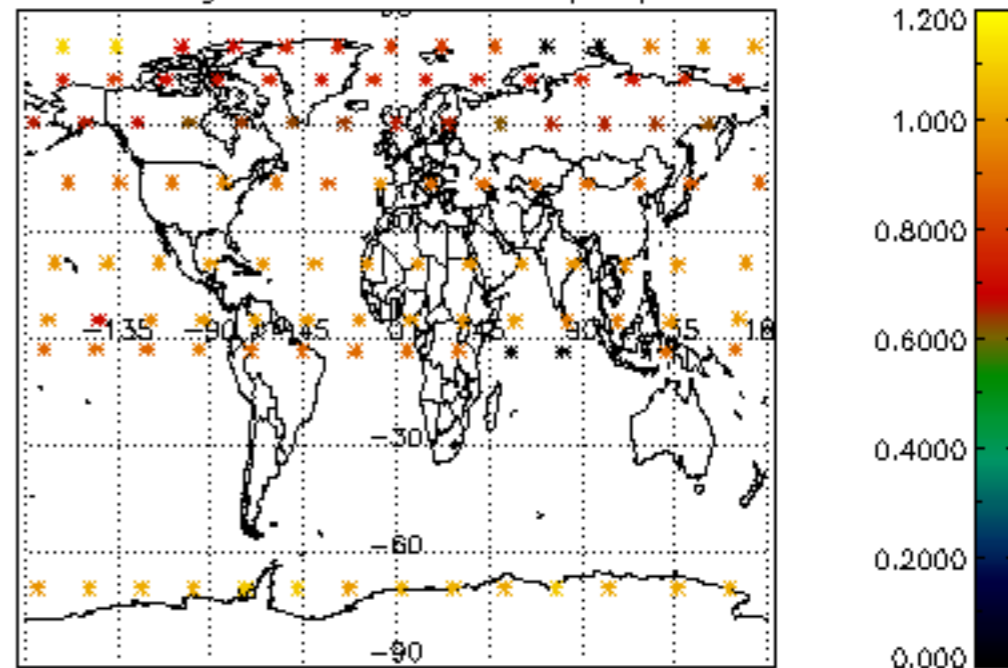
Percentage of saturation errors per profile



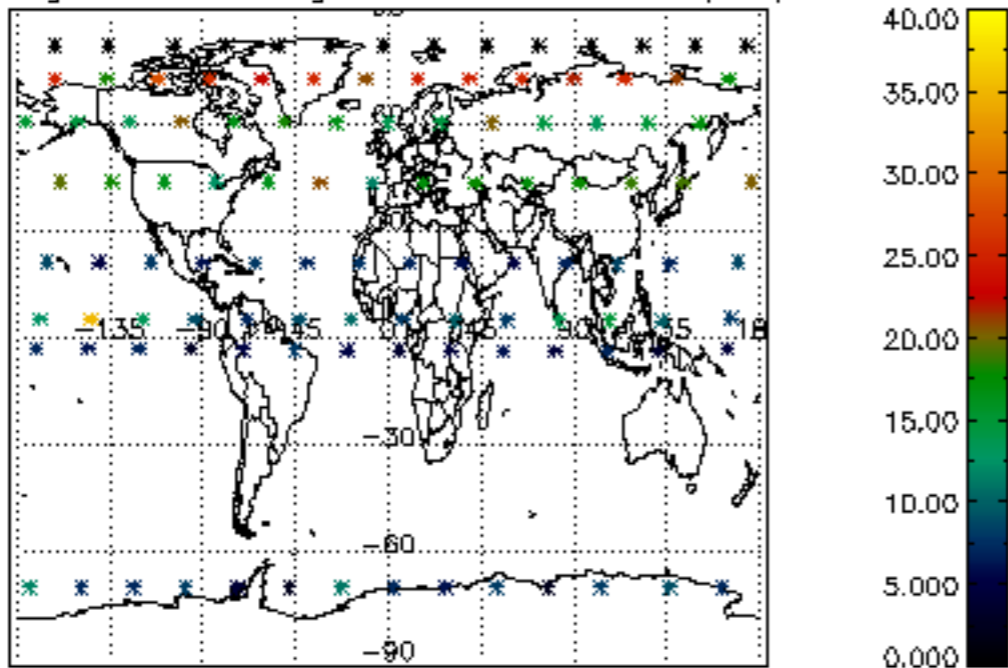
Percentage of cosmic ray hits per profile



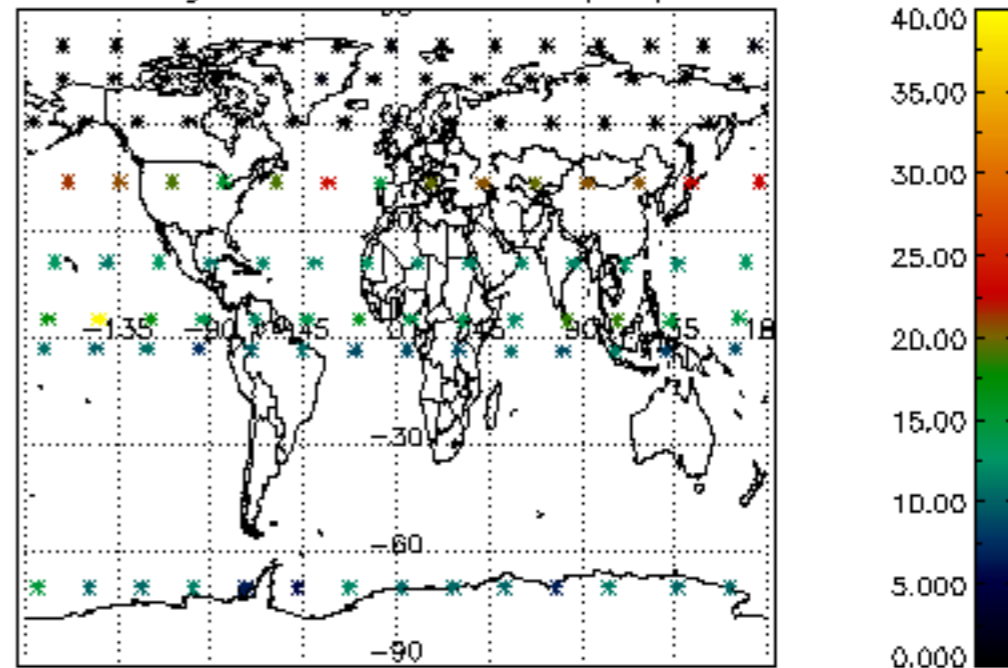
Percentage of datation errors per profile

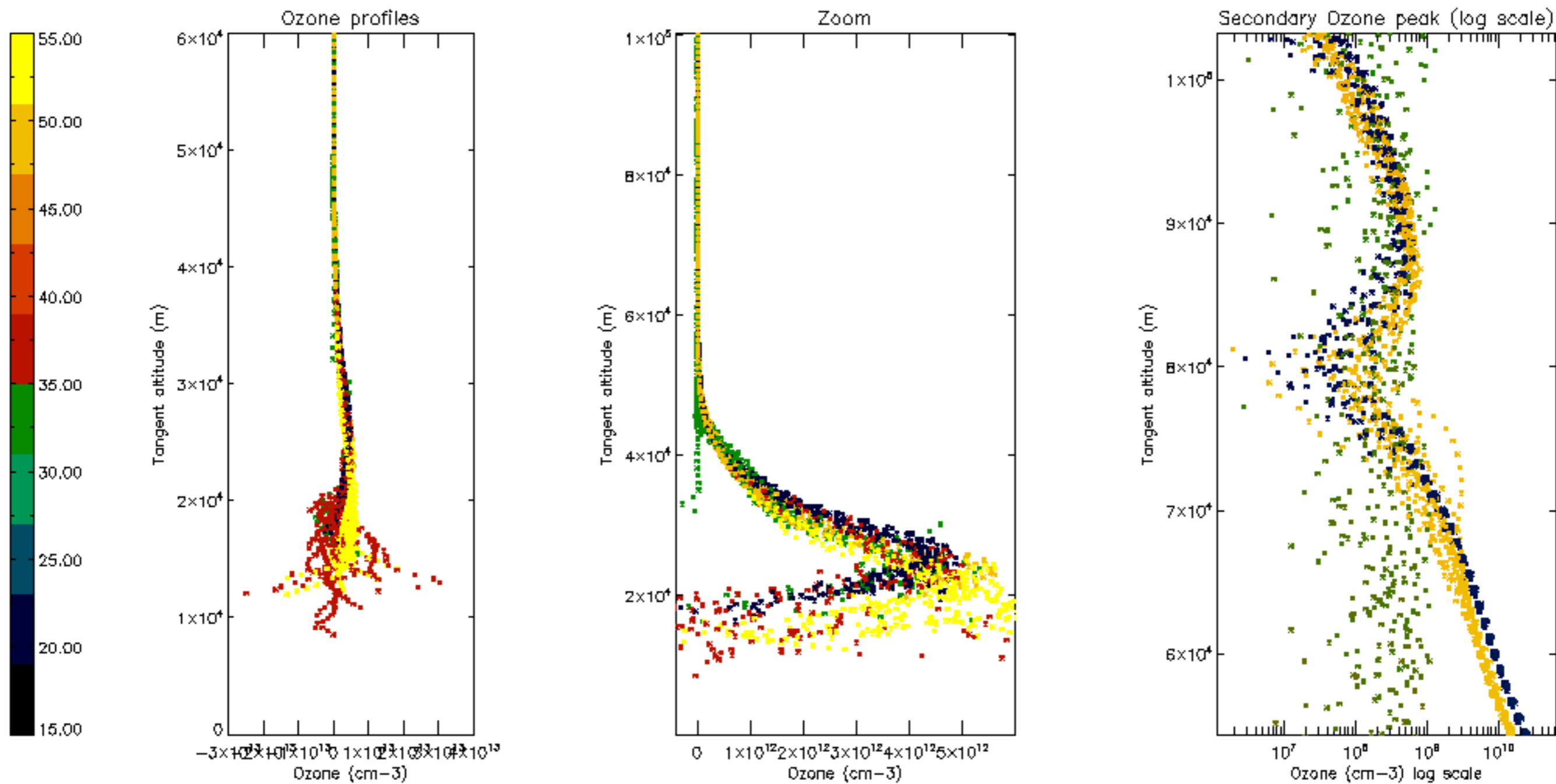


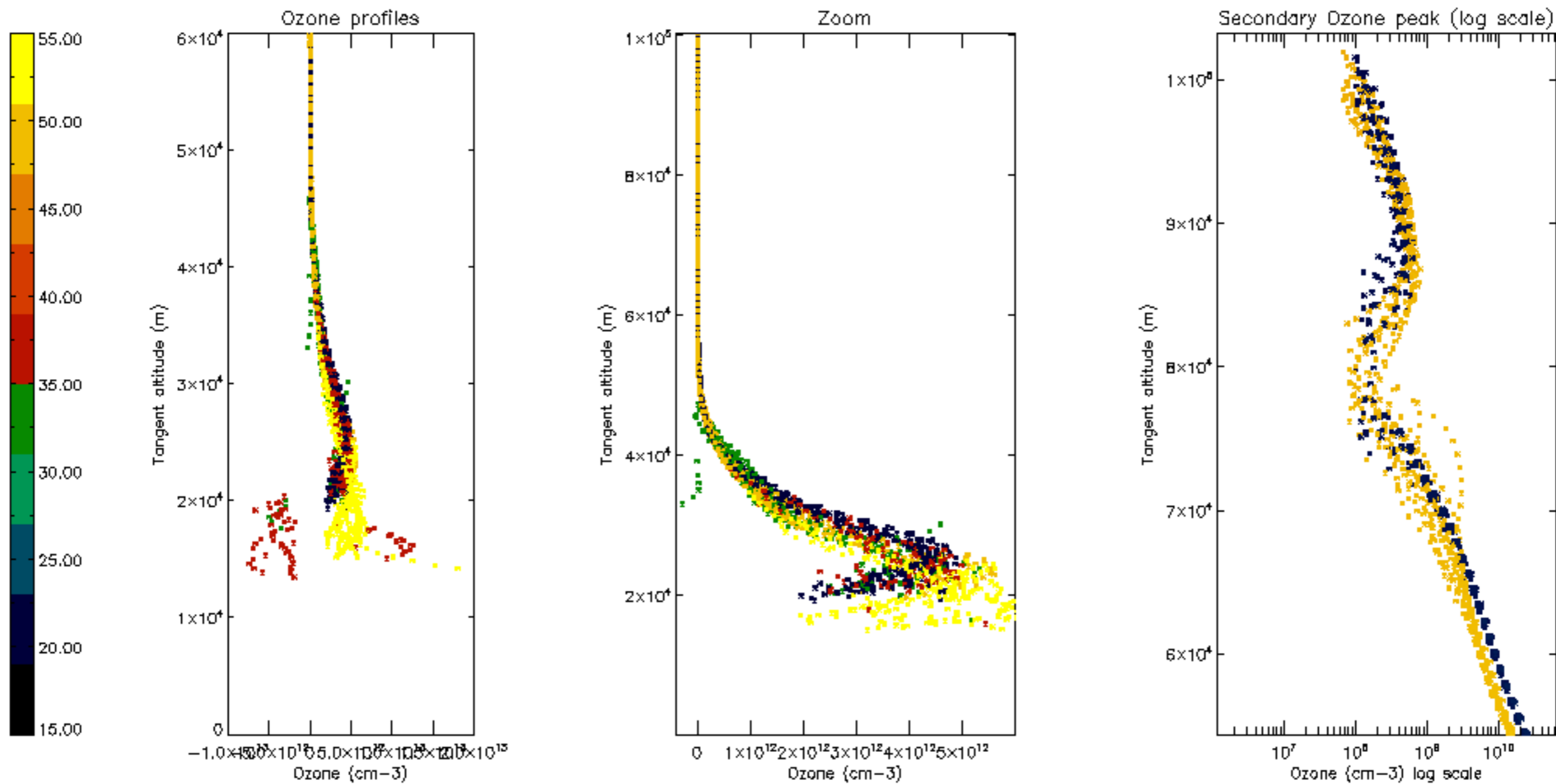
Percentage of star falling outside central band per profile



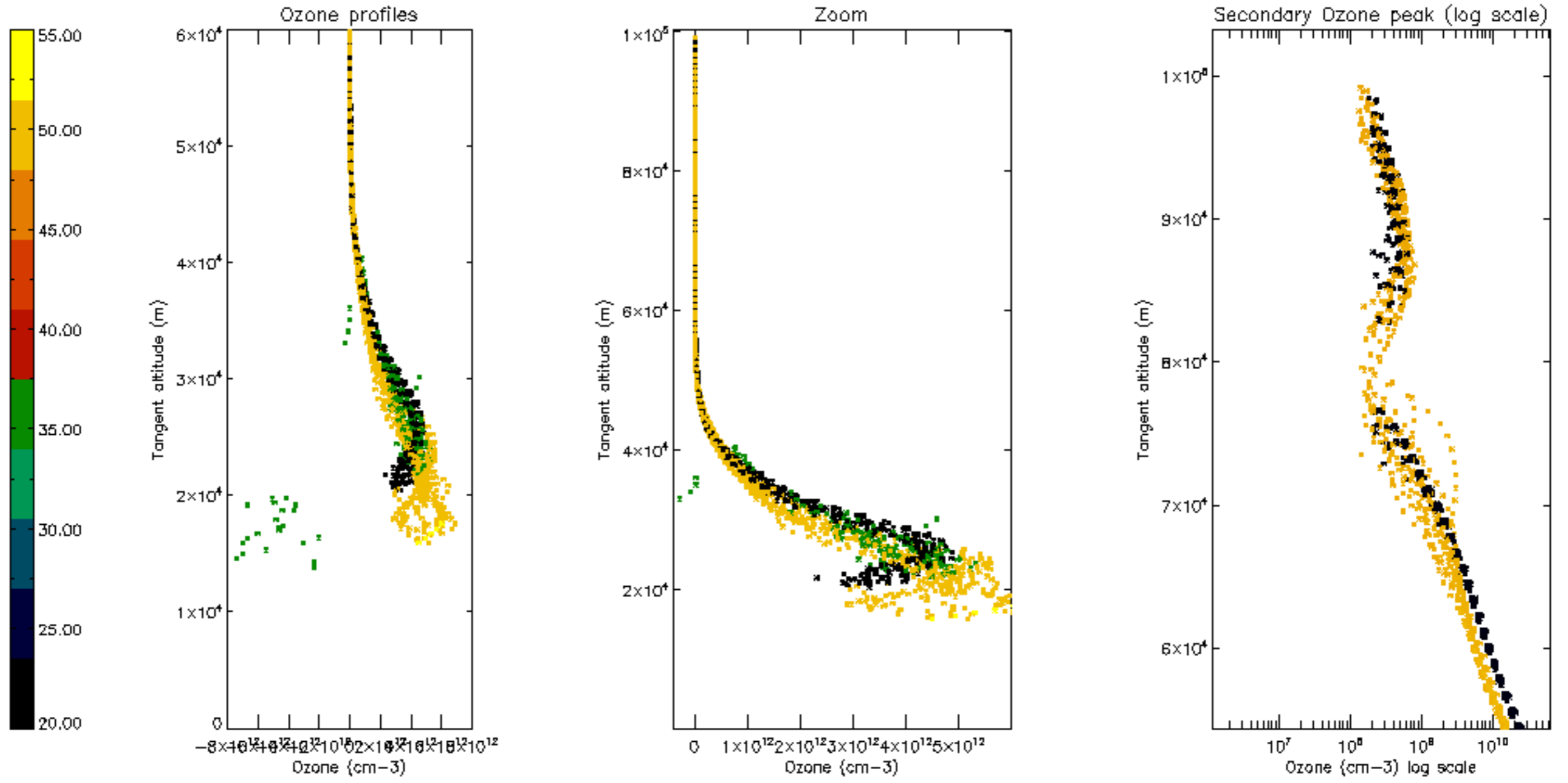
Percentage of saturation errors per profile

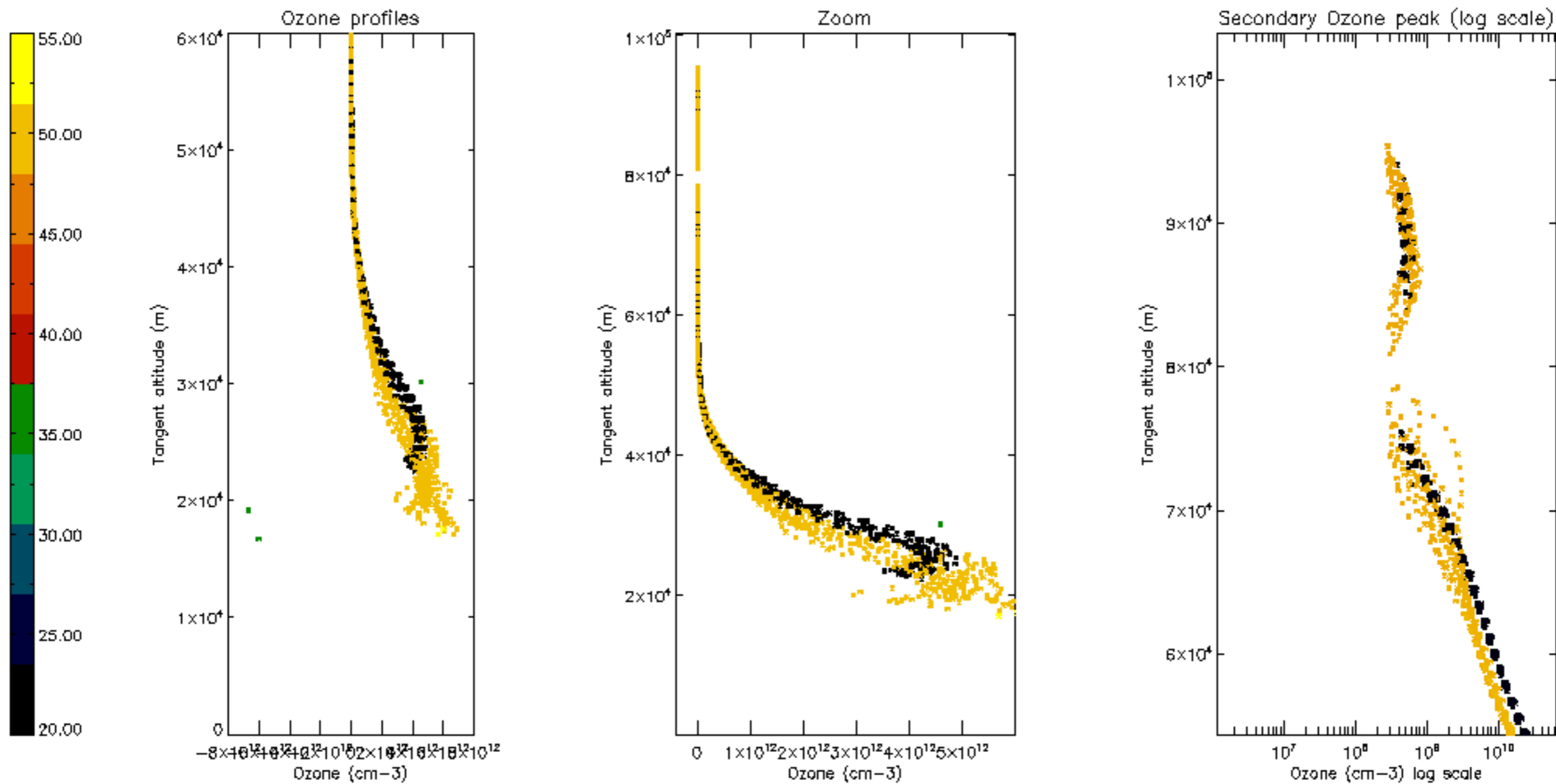


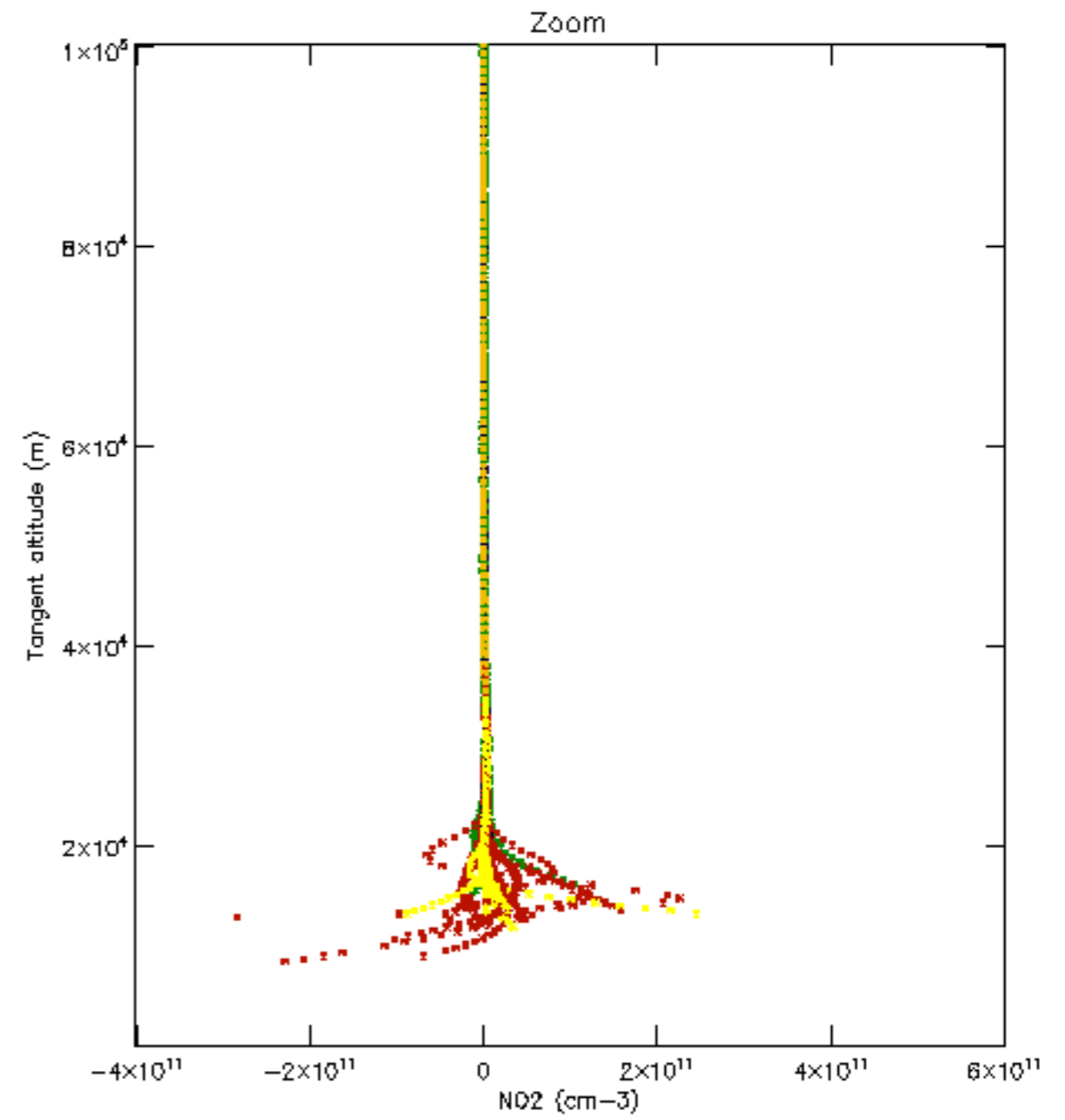
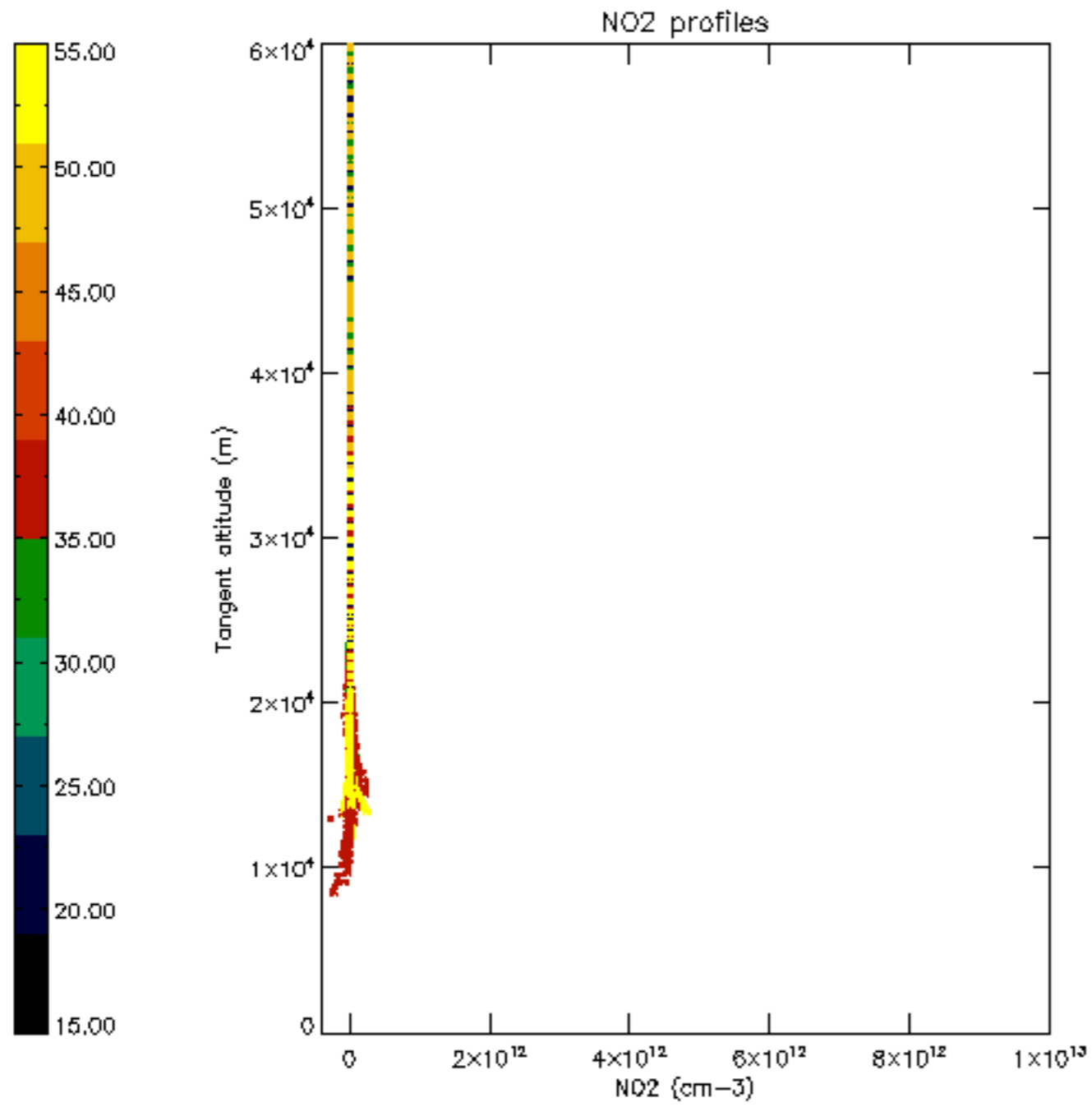


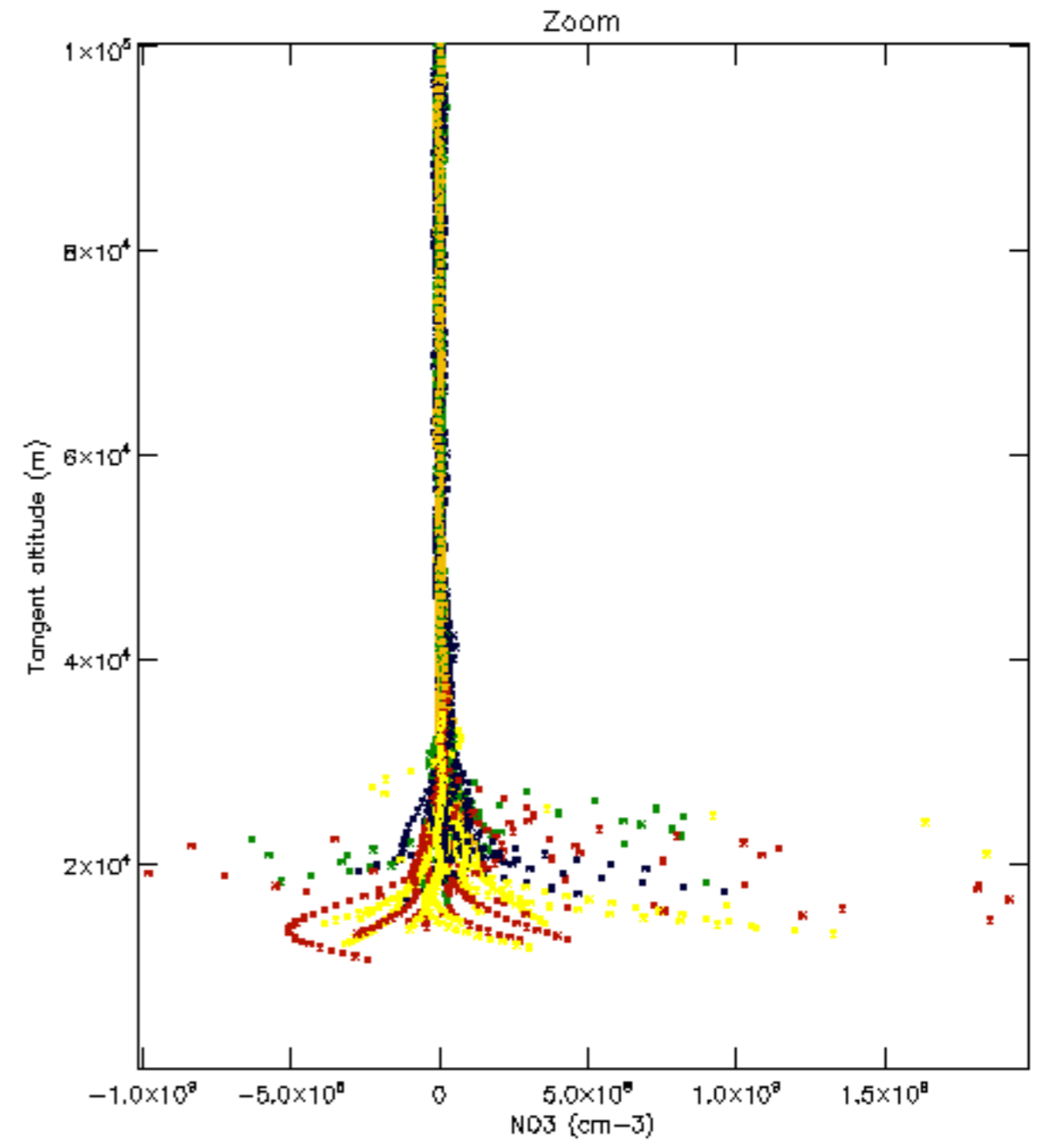
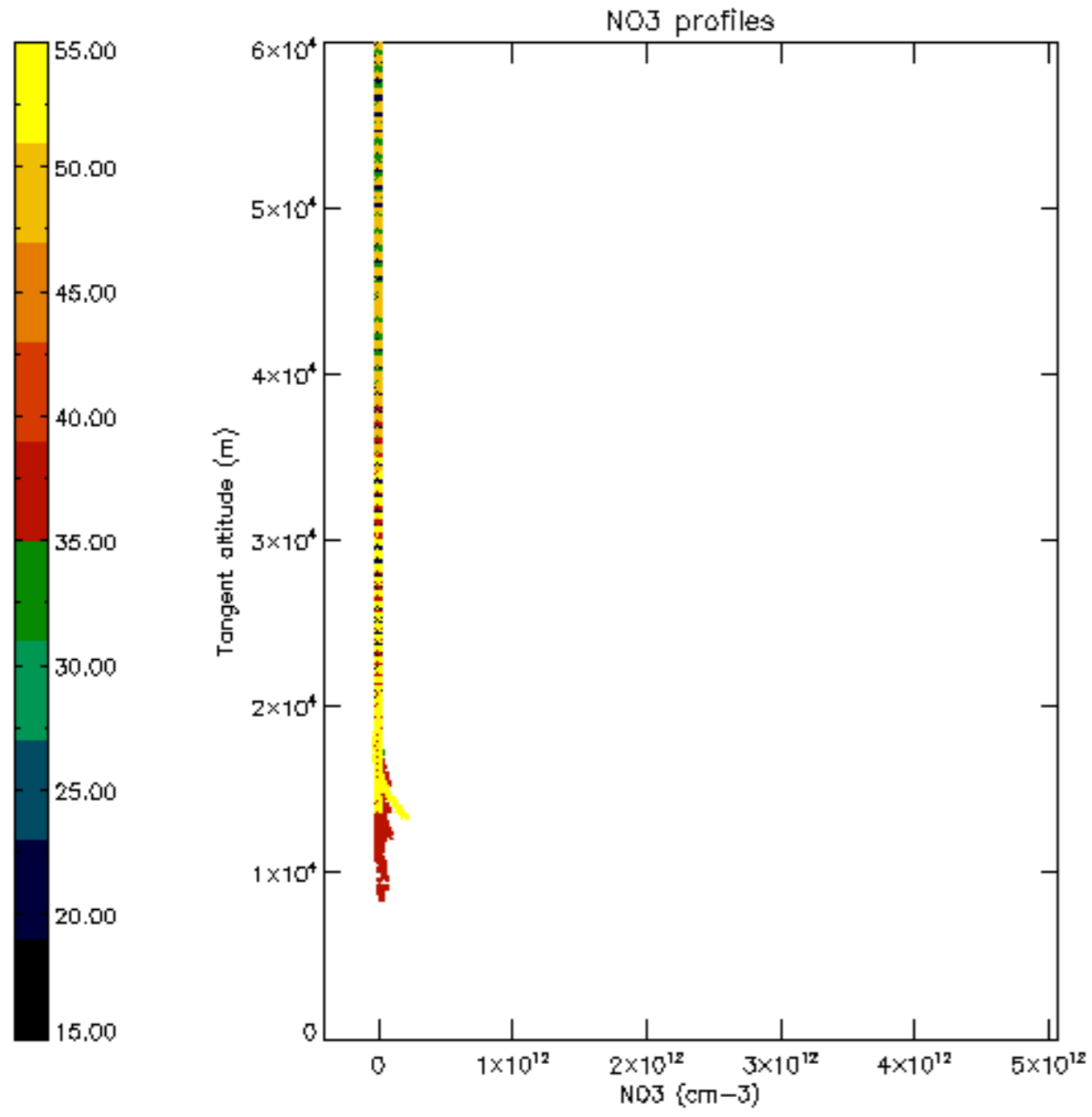




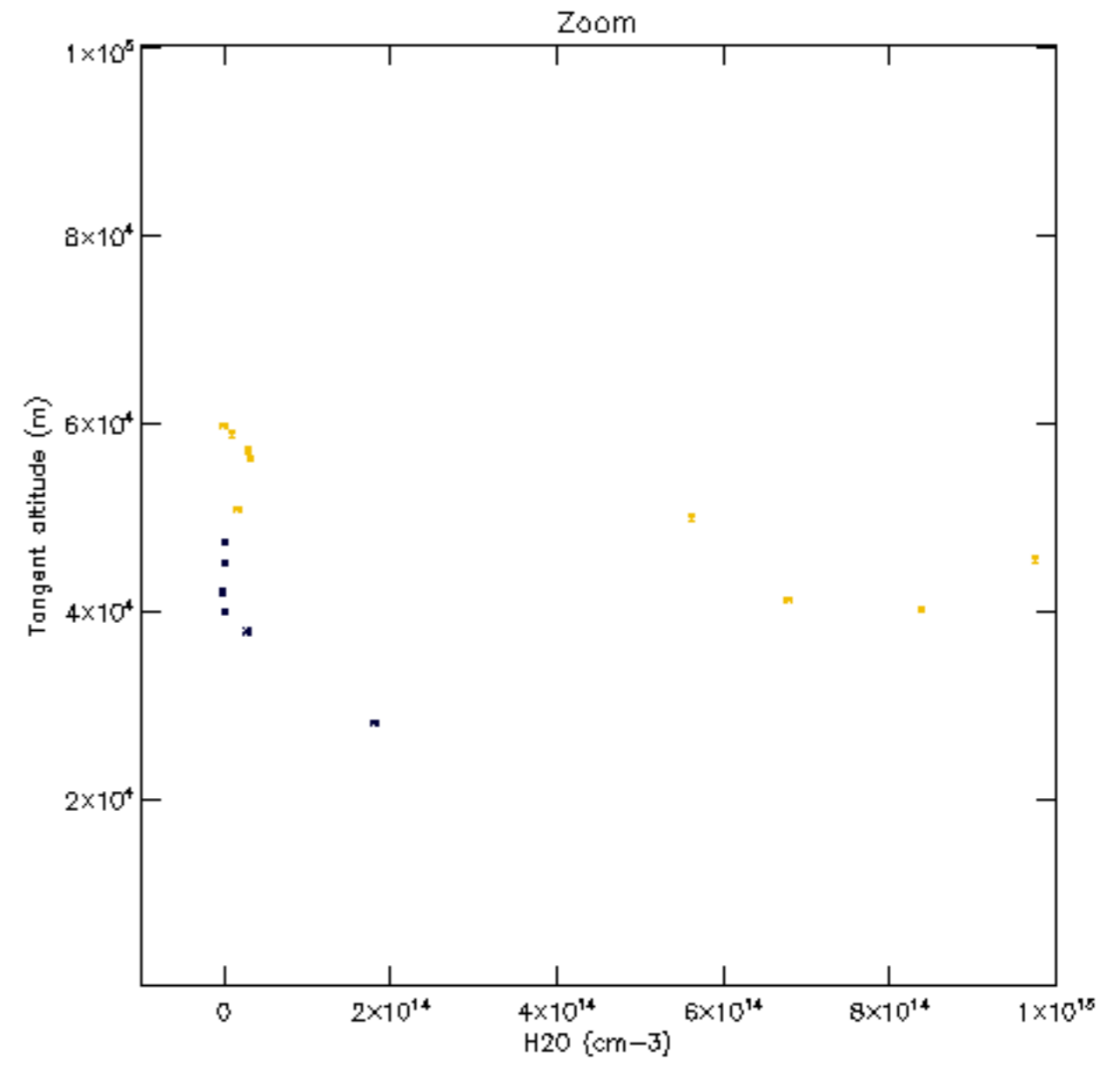
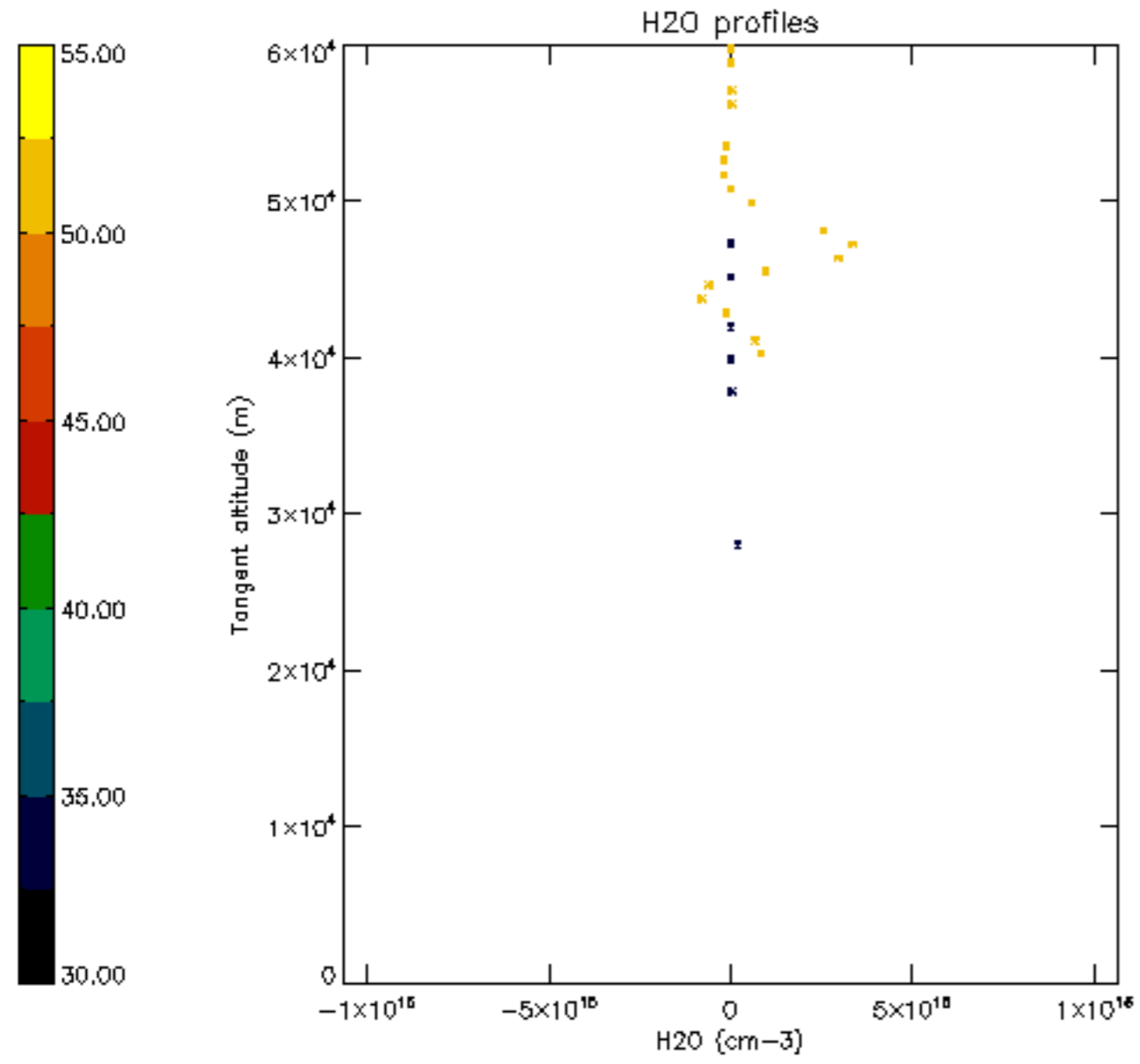


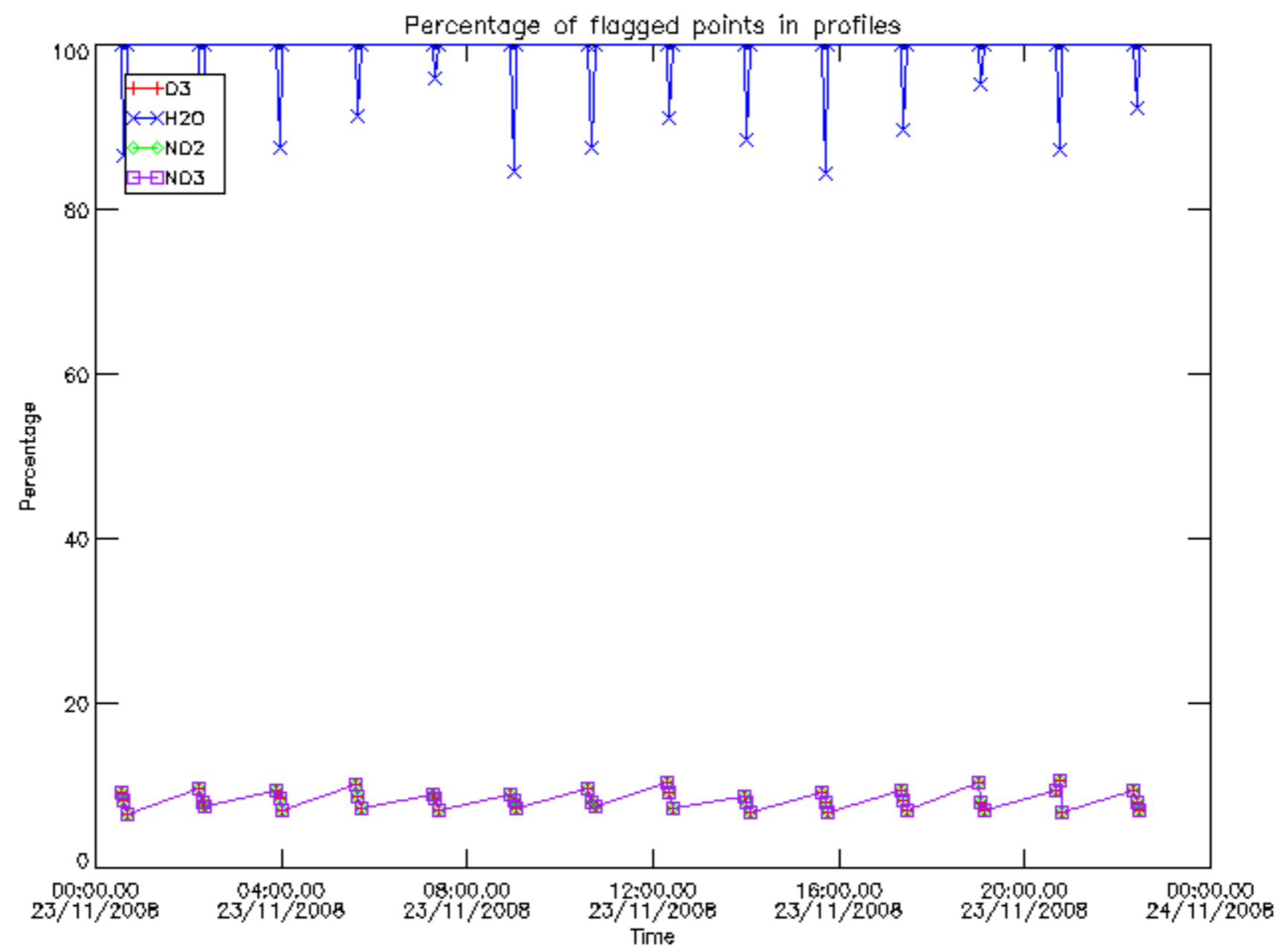




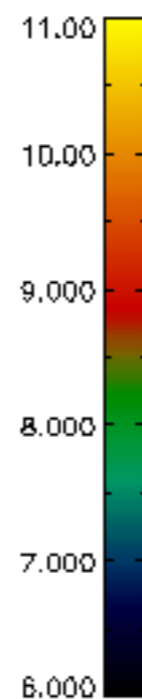
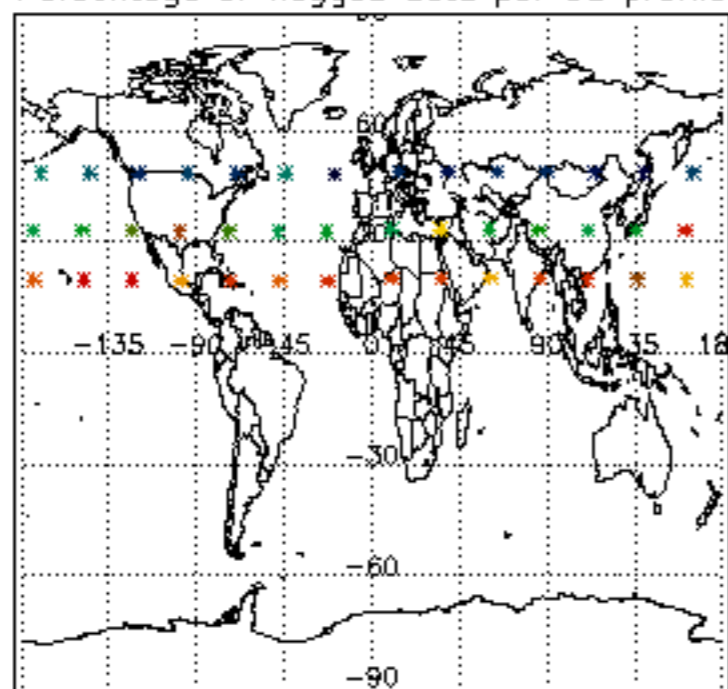




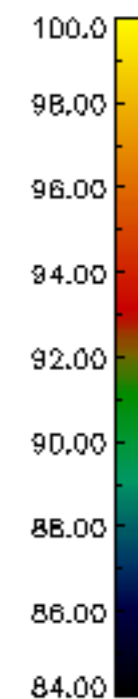
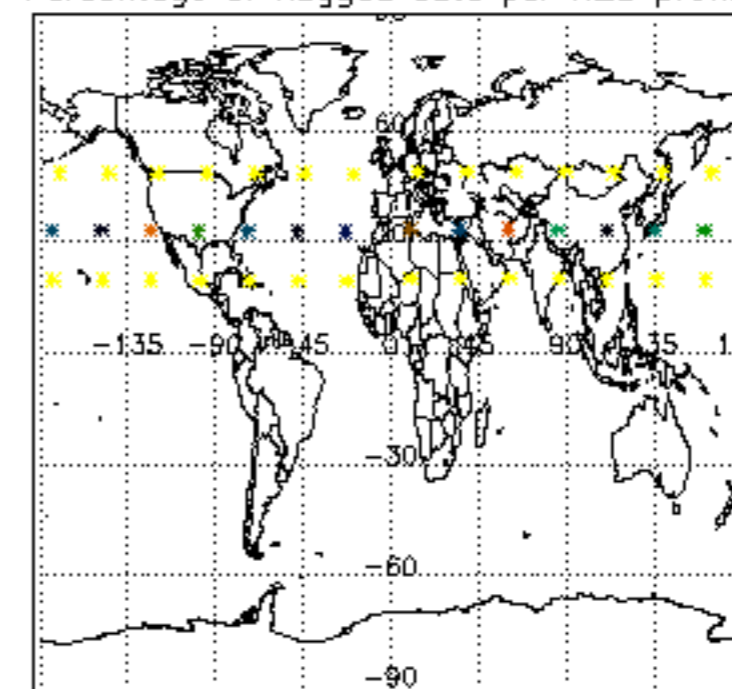




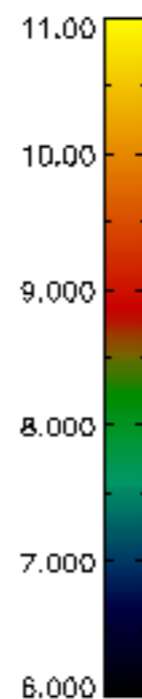
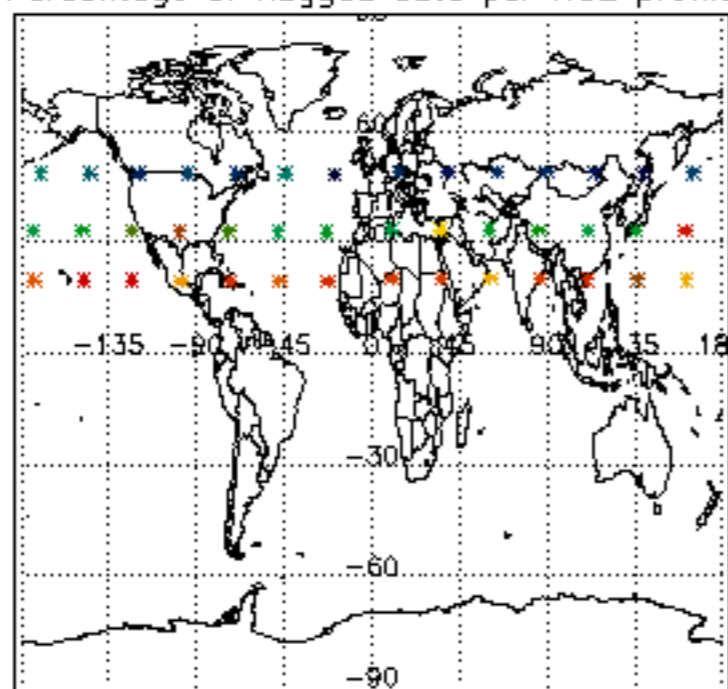
Percentage of flagged data per D3 profile



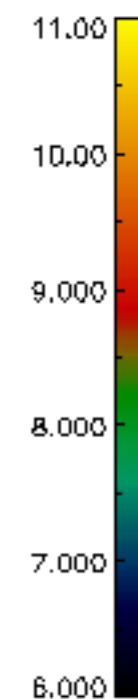
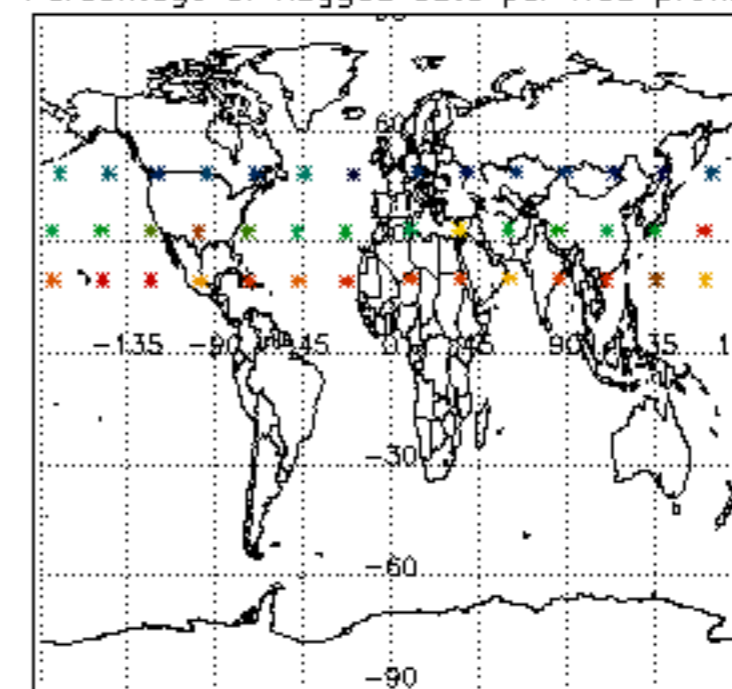
Percentage of flagged data per H2O profile

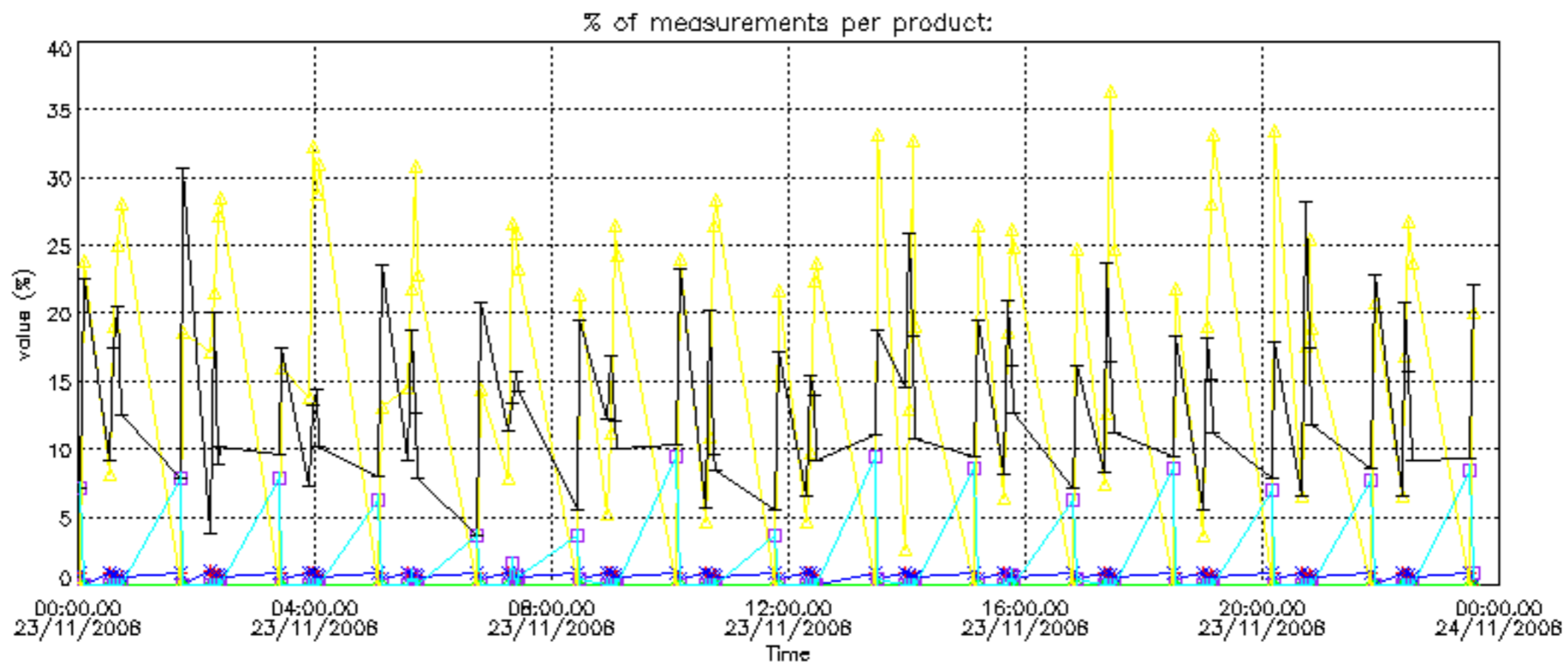


Percentage of flagged data per NO2 profile

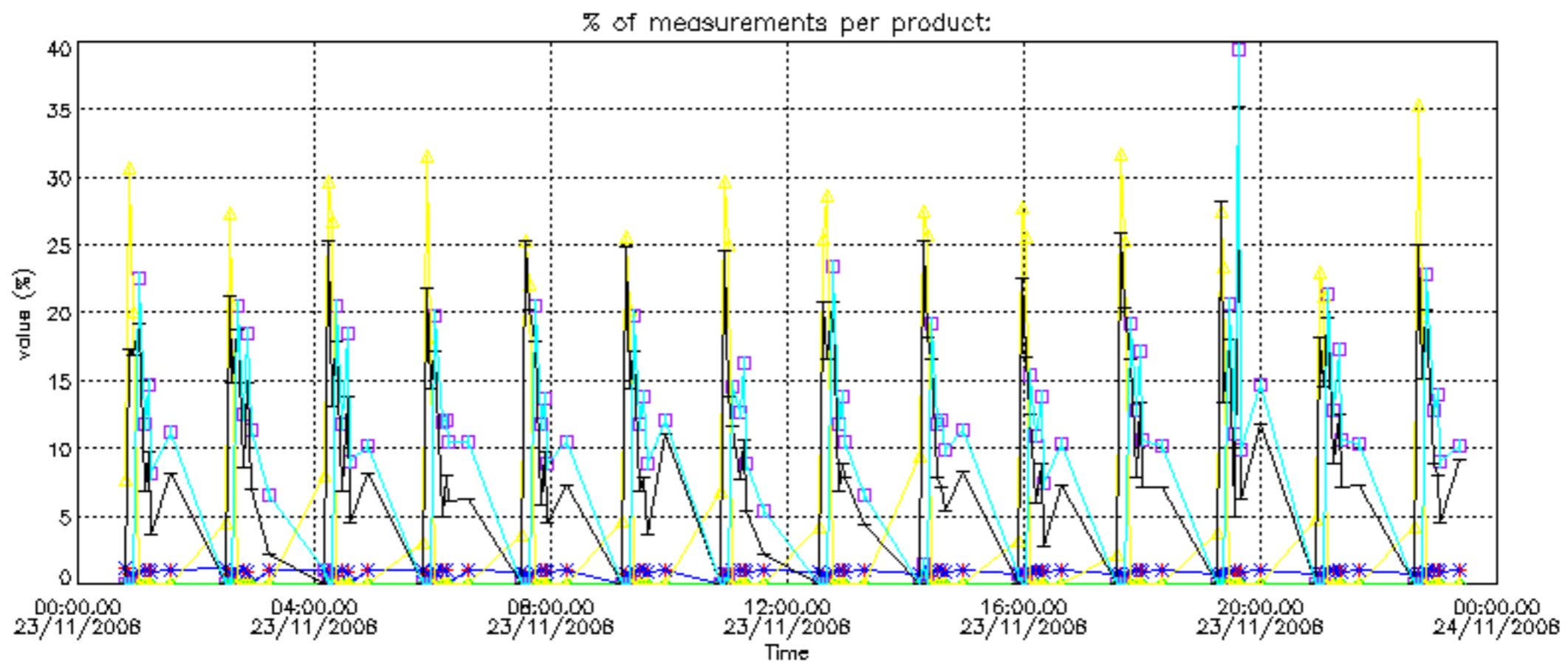


Percentage of flagged data per NO3 profile

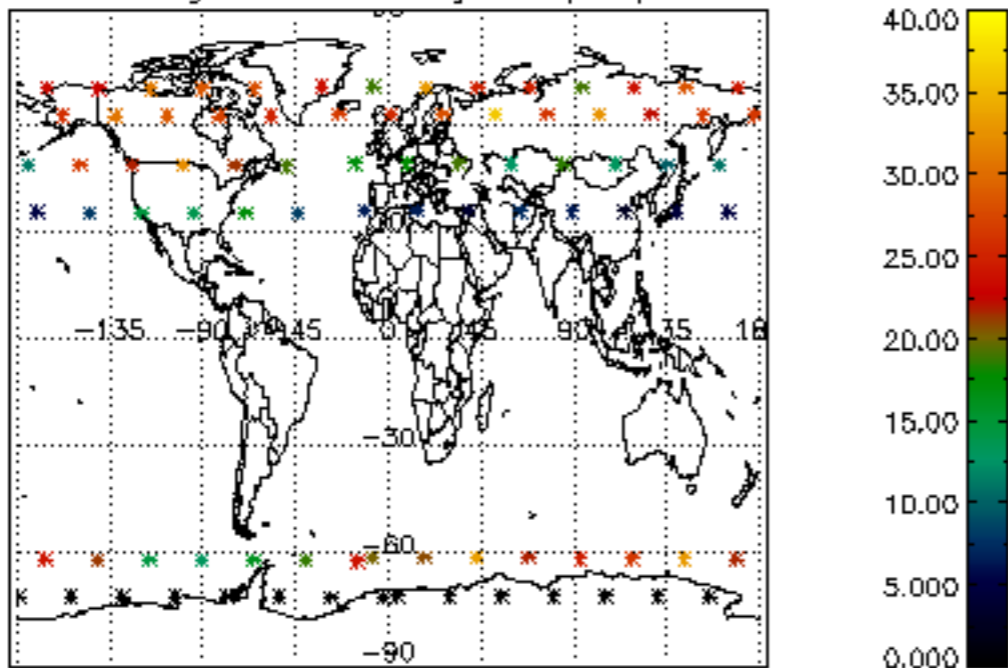




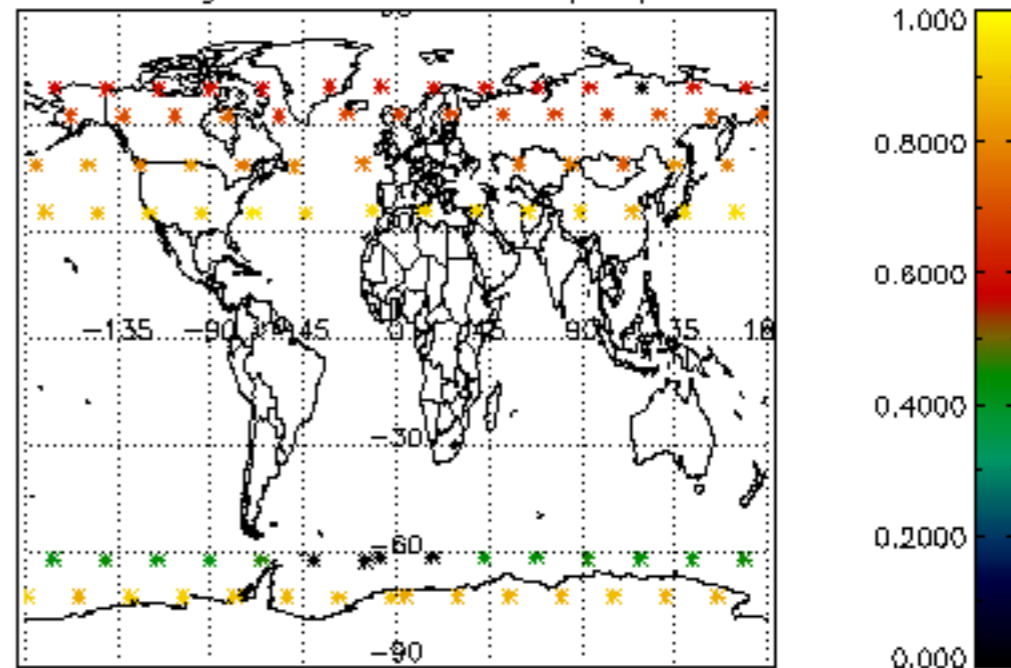




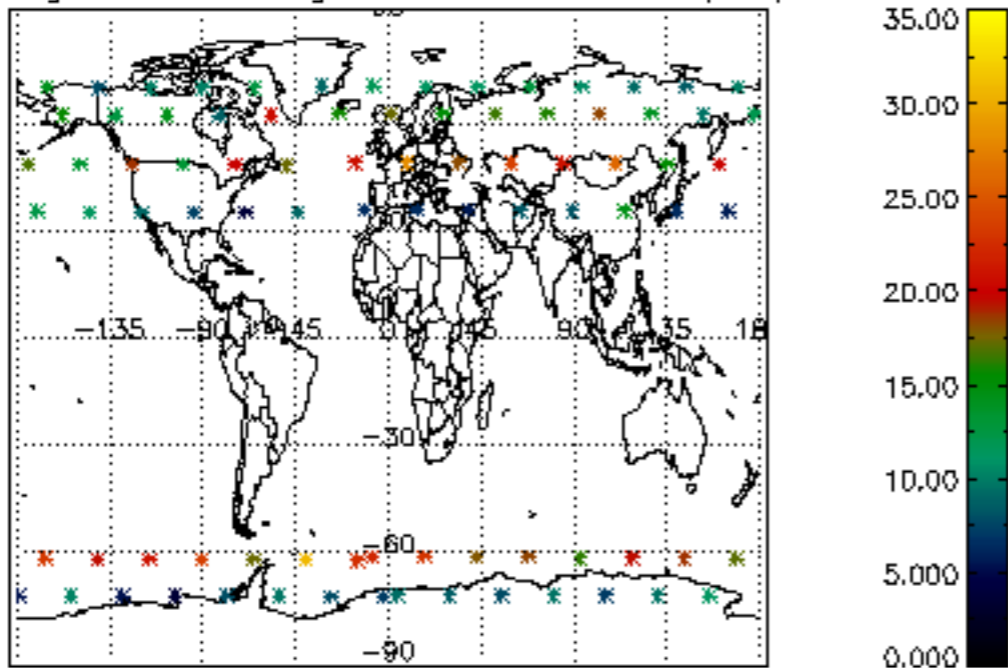
Percentage of cosmic ray hits per profile



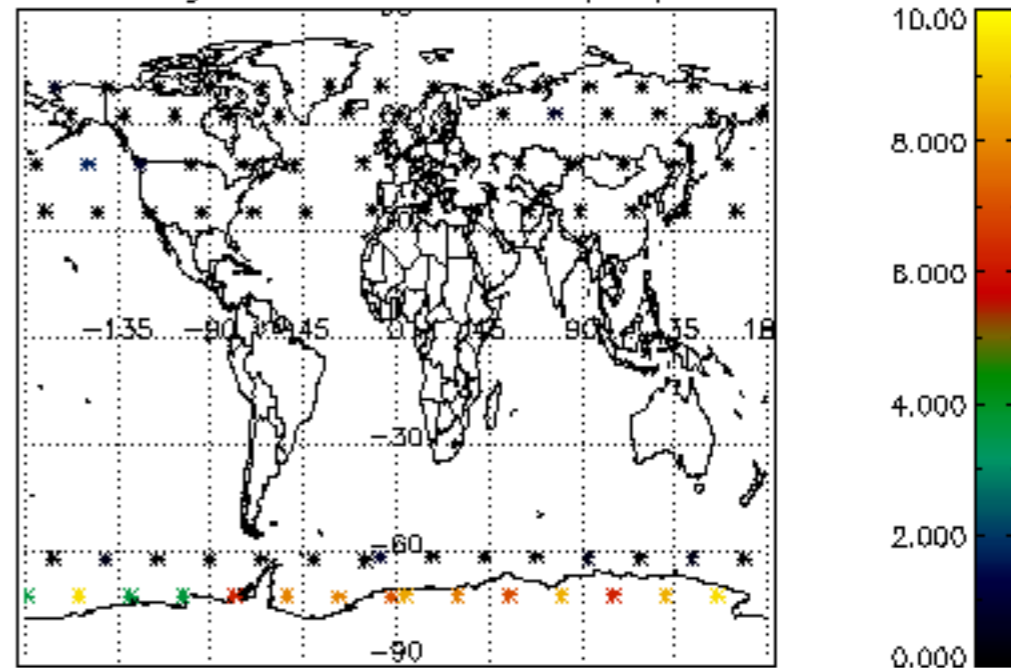
Percentage of datation errors per profile



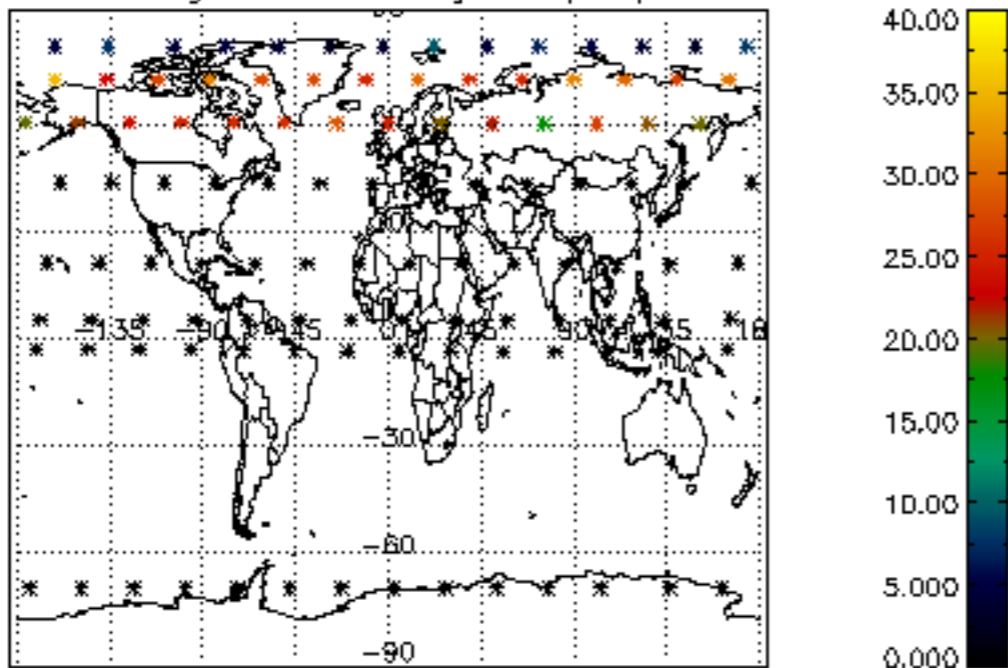
Percentage of star falling outside central band per profile



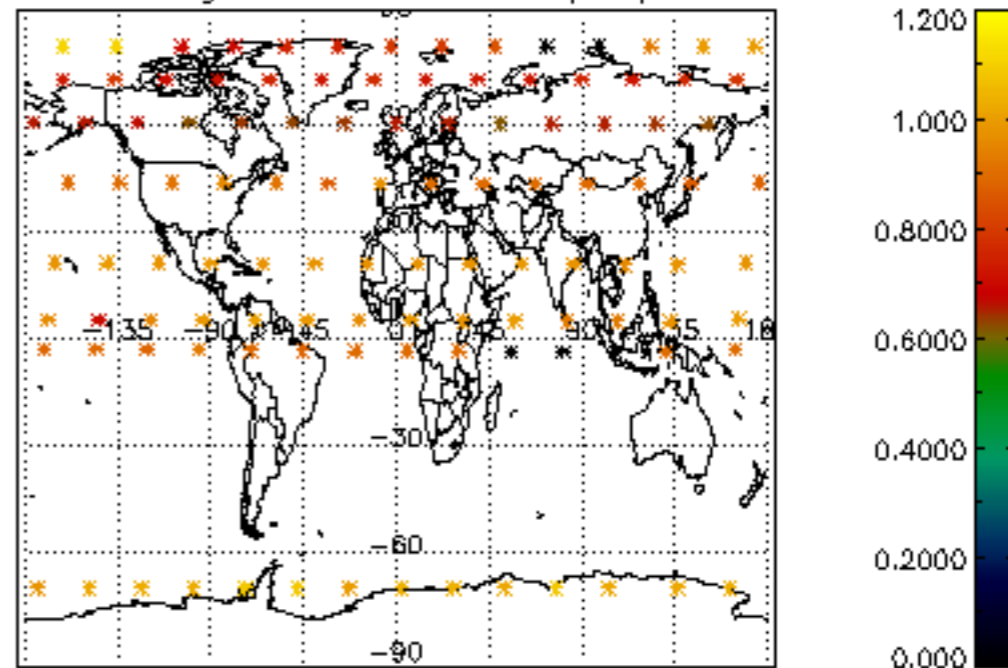
Percentage of saturation errors per profile



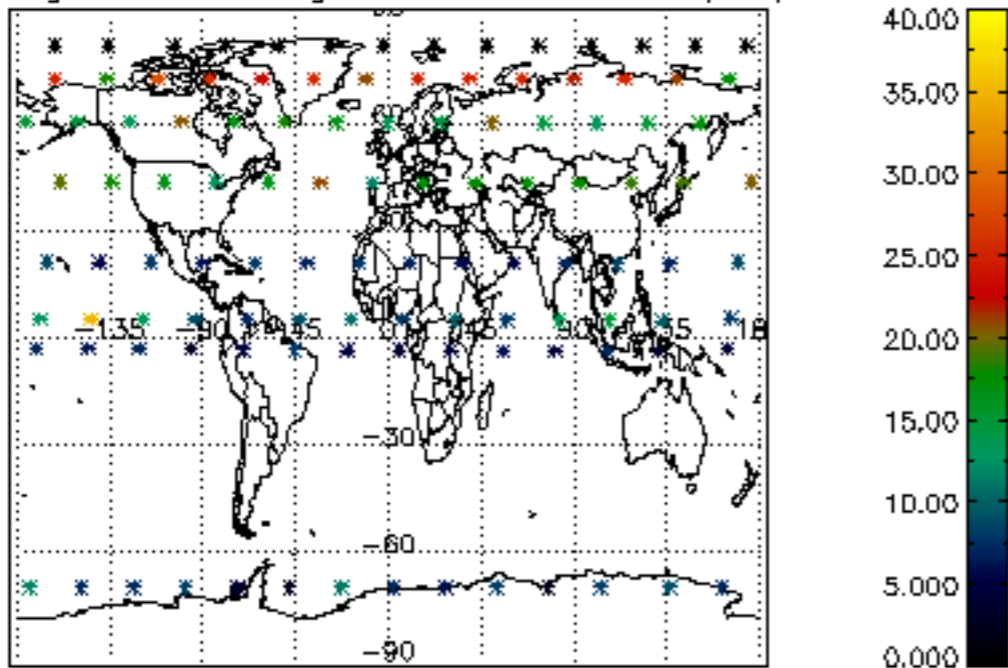
Percentage of cosmic ray hits per profile



Percentage of datation errors per profile



Percentage of star falling outside central band per profile



Percentage of saturation errors per profile

