

# GOMOS Level 2 Daily Report

## SUMMARY

### [1. General Info](#)

### [2. Summary of processed GOM\\_NL\\_2P products](#)

### [3. Level 2 Quality information per product](#)

#### [3.1 Plot of level 2 quality information per product \(time dependant\)](#)

#### [3.2 Plot of level 2 quality information per product \(world map\)](#)

### [4. Level 1 Quality information per product \(stored on level 2 products\)](#)

#### [4.1 Plot of level 1 quality information per product \(time dependant\)](#)

##### [4.1.1 Plot of level 1 quality information per product \(time dependant\): ASCENDING](#)

##### [4.1.2 Plot of level 1 quality information per product \(time dependant\): DESCENDING](#)

#### [4.2 Plot of level 1 quality information per product \(world map\)](#)

##### [4.2.1 Plot of level 1 quality information per product \(world map\): ASCENDING](#)

##### [4.2.2 Plot of level 1 quality information per product \(world map\): DESCENDING](#)

### [5. Ozone profiles based on quality statistics and other trace gas profiles](#)

#### [5.1 Ozone statistics based on quality of products](#)

#### [5.2 Plot ozone profiles for all STD \(dark without errors\)](#)

#### [5.3 Plot ozone profiles where STD < 20% \(dark without errors\)](#)

#### [5.4. Plot ozone profiles where STD < 10% \(dark without errors\)](#)

#### [5.5. Plot ozone profiles where STD < 5% \(dark without errors\)](#)

#### [5.6 Plot NO2 profiles for all STD \(dark without errors\)](#)

#### [5.7 Plot NO3 profiles for all STD \(dark without errors\)](#)

#### [5.8 Plot H2O profiles \(only for occultations of stars 1,2,3,4,13,14,16,26,63 dark without errors\) for all STD](#)

### [6. Auxiliary Data Files used for the production reported in section 2](#)

This report presents the daily analysis on parameters extracted from GOMOS level 2 data (GOM\_NL\_\_2P). It is intended to monitor some important parameters that will impact the quality of these products. A list of level 2 products (and content) that have arrived during the reporting day to the PCF is also given.

Item	Value
Time of report generation	25APR2013 22:24:54
Data source version	GOMOS/6.01
Start time of products	20-11-2008 (20NOV2008 00:00:00)
Stop time of products	21-11-2008 (21NOV2008 00:00:00)
Store outputs in DB	Yes
Nb of level 2 prods	193
Nb of prods with errors	0

## 2. Summary of processed GOM\_NL\_\_2P products.

Nr	Filename	UTC Start time	Limb	Duration	Star Id	Star Name	Star Mag	Star Temp	Nb Meas	Orbit	Prod. error
1	GOM_NL__2PRFIN20081120_003015_000000632074_00031_35155_3053.N1	20-NOV-2008 00:30:15	Dark	63.000	117	Pi Pup	2.7060	3800.0	126	35155	No
2	GOM_NL__2PRFIN20081120_003419_000000772074_00031_35155_3054.N1	20-NOV-2008 00:34:19	Dark	76.500	23	21Eps CMa	1.5020	26000.	153	35155	No
3	GOM_NL__2PRFIN20081120_003638_000000892074_00031_35155_3055.N1	20-NOV-2008 00:36:38	Straylight	88.500	179	24Omi2CMa	3.0320	24000.	177	35155	No
4	GOM_NL__2PRFIN20081120_004157_000000972074_00031_35155_3056.N1	20-NOV-2008 00:41:57	Straylight	97.000	47	2Bet CMa	1.9760	28000.	194	35155	No
5	GOM_NL__2PRFIN20081120_004700_000000742074_00031_35155_3057.N1	20-NOV-2008 00:47:00	Straylight	74.000	7	19Bet Ori	0.10000	14000.	148	35155	No
6	GOM_NL__2PRFIN20081120_005113_000000912074_00031_35155_3058.N1	20-NOV-2008 00:51:13	Bright	91.000	30	46Eps Ori	1.6940	30000.	182	35155	No
7	GOM_NL__2PRFIN20081120_005554_000000582074_00031_35155_3059.N1	20-NOV-2008 00:55:54	Bright	57.500	13	87Alp Tau	0.86700	3800.0	115	35155	No
8	GOM_NL__2PRFIN20081120_010230_000000532074_00031_35155_3060.N1	20-NOV-2008 01:02:30	Bright	53.000	114	3Iot Aur	2.6930	4600.0	106	35155	No
9	GOM_NL__2PRFIN20081120_010654_000000532074_00031_35155_3061.N1	20-NOV-2008 01:06:54	Bright	53.000	6	13Alp Aur	0.080000	3400.0	106	35155	No
10	GOM_NL__2PRFIN20081120_010934_000000552074_00031_35155_3062.N1	20-NOV-2008 01:09:34	Bright	54.500	42	34Bet Aur	1.9000	10200.	109	35155	No
11	GOM_NL__2PRFIN20081120_012741_000000452074_00031_35155_3063.N1	20-NOV-2008 01:27:41	Bright	44.500	174	52Psi UMa	3.0040	4400.0	89	35155	No
12	GOM_NL__2PRFIN20081120_013653_000000512074_00031_35155_3064.N1	20-NOV-2008 01:36:53	Bright	51.000	96	68Del Leo	2.5600	9300.0	102	35155	No
13	GOM_NL__2PRFIN20081120_013928_000001082074_00031_35155_3065.N1	20-NOV-2008 01:39:28	Twilight	108.00	51	41Gam1Leo	2.0100	4500.0	216	35155	No
14	GOM_NL__2PRFIN20081120_021052_000000642074_00032_35156_3081.N1	20-NOV-2008 02:10:52	Dark	63.500	117	Pi Pup	2.7060	3800.0	127	35156	No
15	GOM_NL__2PRFIN20081120_021456_000000762074_00032_35156_3082.N1	20-NOV-2008 02:14:56	Dark	76.000	23	21Eps CMa	1.5020	26000.	152	35156	No
16	GOM_NL__2PRFIN20081120_021715_000000922074_00032_35156_3083.N1	20-NOV-2008 02:17:15	Straylight	91.500	179	24Omi2CMa	3.0320	24000.	183	35156	No
17	GOM_NL__2PRFIN20081120_022233_000000932074_00032_35156_3084.N1	20-NOV-2008 02:22:33	Straylight	92.500	47	2Bet CMa	1.9760	28000.	185	35156	No
18	GOM_NL__2PRFIN20081120_022735_000000722074_00032_35156_3085.N1	20-NOV-2008 02:27:35	Straylight	71.500	7	19Bet Ori	0.10000	14000.	143	35156	No
19	GOM_NL__2PRFIN20081120_023148_000000872074_00032_35156_3086.N1	20-NOV-2008 02:31:48	Bright	87.000	30	46Eps Ori	1.6940	30000.	174	35156	No
20	GOM_NL__2PRFIN20081120_023629_000000562074_00032_35156_3087.N1	20-NOV-2008 02:36:29	Bright	56.000	13	87Alp Tau	0.86700	3800.0	112	35156	No
21	GOM_NL__2PRFIN20081120_024305_000000542074_00032_35156_3088.N1	20-NOV-2008 02:43:05	Bright	54.000	114	3Iot Aur	2.6930	4600.0	108	35156	No
22	GOM_NL__2PRFIN20081120_024729_000000542074_00032_35156_3089.N1	20-NOV-2008 02:47:29	Bright	53.500	6	13Alp Aur	0.080000	3400.0	107	35156	No
23	GOM_NL__2PRFIN20081120_025008_000000562074_00032_35156_3090.N1	20-NOV-2008 02:50:08	Bright	56.000	42	34Bet Aur	1.9000	10200.	112	35156	No
24	GOM_NL__2PRFIN20081120_030816_000000452074_00032_35156_3091.N1	20-NOV-2008 03:08:16	Bright	45.000	174	52Psi UMa	3.0040	4400.0	90	35156	No
25	GOM_NL__2PRFIN20081120_031729_000000562074_00032_35156_3092.N1	20-NOV-2008 03:17:29	Bright	56.000	96	68Del Leo	2.5600	9300.0	112	35156	No
26	GOM_NL__2PRFIN20081120_032005_000000902074_00032_35156_3093.N1	20-NOV-2008 03:20:05	Twilight	90.000	51	41Gam1Leo	2.0100	4500.0	180	35156	No
27	GOM_NL__2PRFIN20081120_035129_000000582074_00033_35157_3106.N1	20-NOV-2008 03:51:29	Dark	57.500	117	Pi Pup	2.7060	3800.0	115	35157	No
28	GOM_NL__2PRFIN20081120_035533_000000762074_00033_35157_3107.N1	20-NOV-2008 03:55:33	Dark	75.500	23	21Eps CMa	1.5020	26000.	151	35157	No
29	GOM_NL__2PRFIN20081120_035752_000000892074_00033_35157_3108.N1	20-NOV-2008 03:57:52	Straylight	89.000	179	24Omi2CMa	3.0320	24000.	178	35157	No
30	GOM_NL__2PRFIN20081120_040309_000000962074_00033_35157_3109.N1	20-NOV-2008 04:03:09	Straylight	96.000	47	2Bet CMa	1.9760	28000.	192	35157	No
31	GOM_NL__2PRFIN20081120_040811_000000742074_00033_35157_3110.N1	20-NOV-2008 04:08:11	Straylight	74.000	7	19Bet Ori	0.10000	14000.	148	35157	No
32	GOM_NL__2PRFIN20081120_041223_000001002074_00033_35157_3111.N1	20-NOV-2008 04:12:23	Bright	100.00	30	46Eps Ori	1.6940	30000.	200	35157	No
33	GOM_NL__2PRFIN20081120_041704_000000572074_00033_35157_3112.N1	20-NOV-2008 04:17:04	Bright	57.000	13	87Alp Tau	0.86700	3800.0	114	35157	No
34	GOM_NL__2PRFIN20081120_042340_000000532074_00033_35157_3113.N1	20-NOV-2008 04:23:40	Bright	53.000	114	3Iot Aur	2.6930	4600.0	106	35157	No
35	GOM_NL__2PRFIN20081120_042804_000000542074_00033_35157_3114.N1	20-NOV-2008 04:28:04	Bright	53.500	6	13Alp Aur	0.080000	3400.0	107	35157	No
36	GOM_NL__2PRFIN20081120_043043_000000602074_00033_35157_3115.N1	20-NOV-2008 04:30:43	Bright	59.500	42	34Bet Aur	1.9000	10200.	119	35157	No
37	GOM_NL__2PRFIN20081120_044852_000000472074_00033_35157_3116.N1	20-NOV-2008 04:48:52	Bright	47.000	174	52Psi UMa	3.0040	4400.0	94	35157	No
38	GOM_NL__2PRFIN20081120_045806_000000522074_00033_35157_3117.N1	20-NOV-2008 04:58:06	Bright	52.000	96	68Del Leo	2.5600	9300.0	104	35157	No
39	GOM_NL__2PRFIN20081120_050042_000000972074_00033_35157_3118.N1	20-NOV-2008 05:00:42	Twilight	97.000	51	41Gam1Leo	2.0100	4500.0	194	35157	No
40	GOM_NL__2PRFIN20081120_053206_000000692074_00034_35158_3157.N1	20-NOV-2008 05:32:06	Dark	68.500	117	Pi Pup	2.7060	3800.0	137	35158	No
41	GOM_NL__2PRFIN20081120_053610_000000792074_00034_35158_3158.N1	20-NOV-2008 05:36:10	Dark	78.500	23	21Eps CMa	1.5020	26000.	157	35158	No
42	GOM_NL__2PRFIN20081120_053829_000000912074_00034_35158_3159.N1	20-NOV-2008 05:38:29	Straylight	91.000	179	24Omi2CMa	3.0320	24000.	182	35158	No

43	GOM_NL__2PRFIN20081120_054345_00000952074_00034_35158_3160.N1	20-NOV-2008 05:43:45	Straylight	94.500	47	2Bet CMa	1.9760	28000.	189	35158	No
44	GOM_NL__2PRFIN20081120_054847_00000742074_00034_35158_3161.N1	20-NOV-2008 05:48:47	Straylight	74.000	7	19Bet Ori	0.10000	14000.	148	35158	No
45	GOM_NL__2PRFIN20081120_055258_00000922074_00034_35158_3162.N1	20-NOV-2008 05:52:58	Bright	92.000	30	46Eps Ori	1.6940	30000.	184	35158	No
46	GOM_NL__2PRFIN20081120_055740_00000572074_00034_35158_3163.N1	20-NOV-2008 05:57:40	Bright	57.000	13	87Alp Tau	0.86700	3800.0	114	35158	No
47	GOM_NL__2PRFIN20081120_060415_00000522074_00034_35158_3164.N1	20-NOV-2008 06:04:15	Bright	51.500	114	3lot Aur	2.6930	4600.0	103	35158	No
48	GOM_NL__2PRFIN20081120_060839_00000542074_00034_35158_3165.N1	20-NOV-2008 06:08:39	Bright	53.500	6	13Alp Aur	0.080000	3400.0	107	35158	No
49	GOM_NL__2PRFIN20081120_061118_00000592074_00034_35158_3166.N1	20-NOV-2008 06:11:18	Bright	59.000	42	34Bet Aur	1.9000	10200.	118	35158	No
50	GOM_NL__2PRFIN20081120_062928_00000452074_00034_35158_3167.N1	20-NOV-2008 06:29:28	Bright	45.000	174	52Psi UMa	3.0040	4400.0	90	35158	No
51	GOM_NL__2PRFIN20081120_063842_00000512074_00034_35158_3168.N1	20-NOV-2008 06:38:42	Bright	51.000	96	68Del Leo	2.5600	9300.0	102	35158	No
52	GOM_NL__2PRFIN20081120_064119_00000972074_00034_35158_3169.N1	20-NOV-2008 06:41:19	Tw_i_and_stray	96.500	51	41Gam1Leo	2.0100	4500.0	193	35158	No
53	GOM_NL__2PRFIN20081120_064648_00001202074_00034_35158_3170.N1	20-NOV-2008 06:46:48	Straylight	119.50	22	32Alp Leo	1.3600	15200.	239	35158	No
54	GOM_NL__2PRFIN20081120_071243_00000642074_00035_35159_3203.N1	20-NOV-2008 07:12:43	Dark	64.000	117	Pi Pup	2.7060	3800.0	128	35159	No
55	GOM_NL__2PRFIN20081120_071647_00000752074_00035_35159_3204.N1	20-NOV-2008 07:16:47	Dark	75.000	23	21Eps CMa	1.5020	26000.	150	35159	No
56	GOM_NL__2PRFIN20081120_071906_00000922074_00035_35159_3205.N1	20-NOV-2008 07:19:06	Straylight	91.500	179	24Omi2CMa	3.0320	24000.	183	35159	No
57	GOM_NL__2PRFIN20081120_072422_00000952074_00035_35159_3206.N1	20-NOV-2008 07:24:22	Straylight	95.000	47	2Bet CMa	1.9760	28000.	190	35159	No
58	GOM_NL__2PRFIN20081120_072923_00000732074_00035_35159_3207.N1	20-NOV-2008 07:29:23	Straylight	72.500	7	19Bet Ori	0.10000	14000.	145	35159	No
59	GOM_NL__2PRFIN20081120_073334_00000882074_00035_35159_3208.N1	20-NOV-2008 07:33:34	Bright	88.000	30	46Eps Ori	1.6940	30000.	176	35159	No
60	GOM_NL__2PRFIN20081120_073815_00000572074_00035_35159_3209.N1	20-NOV-2008 07:38:15	Bright	57.000	13	87Alp Tau	0.86700	3800.0	114	35159	No
61	GOM_NL__2PRFIN20081120_074450_00000532074_00035_35159_3210.N1	20-NOV-2008 07:44:50	Bright	52.500	114	3lot Aur	2.6930	4600.0	105	35159	No
62	GOM_NL__2PRFIN20081120_074914_00000522074_00035_35159_3211.N1	20-NOV-2008 07:49:14	Bright	51.500	6	13Alp Aur	0.080000	3400.0	103	35159	No
63	GOM_NL__2PRFIN20081120_075152_00000592074_00035_35159_3212.N1	20-NOV-2008 07:51:52	Bright	59.000	42	34Bet Aur	1.9000	10200.	118	35159	No
64	GOM_NL__2PRFIN20081120_081004_00000472074_00035_35159_3213.N1	20-NOV-2008 08:10:04	Bright	47.000	174	52Psi UMa	3.0040	4400.0	94	35159	No
65	GOM_NL__2PRFIN20081120_081919_00000502074_00035_35159_3214.N1	20-NOV-2008 08:19:19	Bright	50.000	96	68Del Leo	2.5600	9300.0	100	35159	No
66	GOM_NL__2PRFIN20081120_082156_00000972074_00035_35159_3215.N1	20-NOV-2008 08:21:56	Tw_i_and_stray	97.000	51	41Gam1Leo	2.0100	4500.0	194	35159	No
67	GOM_NL__2PRFIN20081120_082726_00001262074_00035_35159_3216.N1	20-NOV-2008 08:27:26	Straylight	125.50	22	32Alp Leo	1.3600	15200.	251	35159	No
68	GOM_NL__2PRFIN20081120_085320_00000632074_00036_35160_3203.N1	20-NOV-2008 08:53:20	Dark	62.500	117	Pi Pup	2.7060	3800.0	125	35160	No
69	GOM_NL__2PRFIN20081120_085724_00000822074_00036_35160_3204.N1	20-NOV-2008 08:57:24	Dark	82.000	23	21Eps CMa	1.5020	26000.	164	35160	No
70	GOM_NL__2PRFIN20081120_085943_00000922074_00036_35160_3205.N1	20-NOV-2008 08:59:43	Straylight	91.500	179	24Omi2CMa	3.0320	24000.	183	35160	No
71	GOM_NL__2PRFIN20081120_090458_00000932074_00036_35160_3206.N1	20-NOV-2008 09:04:58	Straylight	92.500	47	2Bet CMa	1.9760	28000.	185	35160	No
72	GOM_NL__2PRFIN20081120_090958_00000732074_00036_35160_3207.N1	20-NOV-2008 09:09:58	Straylight	73.000	7	19Bet Ori	0.10000	14000.	146	35160	No
73	GOM_NL__2PRFIN20081120_091408_00000862074_00036_35160_3208.N1	20-NOV-2008 09:14:08	Bright	85.500	30	46Eps Ori	1.6940	30000.	171	35160	No
74	GOM_NL__2PRFIN20081120_091850_00000572074_00036_35160_3209.N1	20-NOV-2008 09:18:50	Bright	56.500	13	87Alp Tau	0.86700	3800.0	113	35160	No
75	GOM_NL__2PRFIN20081120_092524_00000562074_00036_35160_3210.N1	20-NOV-2008 09:25:24	Bright	55.500	114	3lot Aur	2.6930	4600.0	111	35160	No
76	GOM_NL__2PRFIN20081120_092950_00000522074_00036_35160_3211.N1	20-NOV-2008 09:29:50	Bright	52.000	6	13Alp Aur	0.080000	3400.0	104	35160	No
77	GOM_NL__2PRFIN20081120_093227_00000562074_00036_35160_3212.N1	20-NOV-2008 09:32:27	Bright	55.500	42	34Bet Aur	1.9000	10200.	111	35160	No
78	GOM_NL__2PRFIN20081120_095040_00000462074_00036_35160_3213.N1	20-NOV-2008 09:50:40	Bright	46.000	174	52Psi UMa	3.0040	4400.0	92	35160	No
79	GOM_NL__2PRFIN20081120_095955_00000532074_00036_35160_3214.N1	20-NOV-2008 09:59:55	Bright	53.000	96	68Del Leo	2.5600	9300.0	106	35160	No
80	GOM_NL__2PRFIN20081120_100233_00001022074_00036_35160_3215.N1	20-NOV-2008 10:02:33	Tw_i_and_stray	102.00	51	41Gam1Leo	2.0100	4500.0	204	35160	No
81	GOM_NL__2PRFIN20081120_100804_00001202074_00036_35160_3216.N1	20-NOV-2008 10:08:04	Straylight	120.00	22	32Alp Leo	1.3600	15200.	240	35160	No
82	GOM_NL__2PRFIN20081120_103357_00000622074_00037_35161_3210.N1	20-NOV-2008 10:33:57	Dark	62.000	117	Pi Pup	2.7060	3800.0	124	35161	No
83	GOM_NL__2PRFIN20081120_103801_00000722074_00037_35161_3211.N1	20-NOV-2008 10:38:01	Dark	71.500	23	21Eps CMa	1.5020	26000.	143	35161	No
84	GOM_NL__2PRFIN20081120_104020_00000902074_00037_35161_3212.N1	20-NOV-2008 10:40:20	Straylight	89.500	179	24Omi2CMa	3.0320	24000.	179	35161	No
85	GOM_NL__2PRFIN20081120_104534_00000952074_00037_35161_3213.N1	20-NOV-2008 10:45:34	Straylight	94.500	47	2Bet CMa	1.9760	28000.	189	35161	No
86	GOM_NL__2PRFIN20081120_105034_00000762074_00037_35161_3214.N1	20-NOV-2008 10:50:34	Straylight	75.500	7	19Bet Ori	0.10000	14000.	151	35161	No
87	GOM_NL__2PRFIN20081120_105443_00000872074_00037_35161_3215.N1	20-NOV-2008 10:54:43	Bright	87.000	30	46Eps Ori	1.6940	30000.	174	35161	No
88	GOM_NL__2PRFIN20081120_105925_00000562074_00037_35161_3216.N1	20-NOV-2008 10:59:25	Bright	55.500	13	87Alp Tau	0.86700	3800.0	111	35161	No
89	GOM_NL__2PRFIN20081120_110559_00000542074_00037_35161_3217.N1	20-NOV-2008 11:05:59	Bright	54.000	114	3lot Aur	2.6930	4600.0	108	35161	No
90	GOM_NL__2PRFIN20081120_111024_00000522074_00037_35161_3218.N1	20-NOV-2008 11:10:24	Bright	52.000	6	13Alp Aur	0.080000	3400.0	104	35161	No
91	GOM_NL__2PRFIN20081120_111302_00000582074_00037_35161_3219.N1	20-NOV-2008 11:13:02	Bright	57.500	42	34Bet Aur	1.9000	10200.	115	35161	No
92	GOM_NL__2PRFIN20081120_113115_00000472074_00037_35161_3220.N1	20-NOV-2008 11:31:15	Bright	47.000	174	52Psi UMa	3.0040	4400.0	94	35161	No
93	GOM_NL__2PRFIN20081120_114031_00000662074_00037_35161_3221.N1	20-NOV-2008 11:40:31	Bright	66.000	96	68Del Leo	2.5600	9300.0	132	35161	No
94	GOM_NL__2PRFIN20081120_114310_00000972074_00037_35161_3222.N1	20-NOV-2008 11:43:10	Tw_i_and_stray	96.500	51	41Gam1Leo	2.0100	4500.0	193	35161	No
95	GOM_NL__2PRFIN20081120_114842_00001202074_00037_35161_3223.N1	20-NOV-2008 11:48:42	Straylight	119.50	22	32Alp Leo	1.3600	15200.	239	35161	No
96	GOM_NL__2PRFIN20081120_121434_00000692074_00038_35162_3255.N1	20-NOV-2008 12:14:34	Dark	69.000	117	Pi Pup	2.7060	3800.0	138	35162	No
97	GOM_NL__2PRFIN20081120_121838_00000712074_00038_35162_3256.N1	20-NOV-2008 12:18:38	Dark	71.000	23	21Eps CMa	1.5020	26000.	142	35162	No
98	GOM_NL__2PRFIN20081120_122057_00000892074_00038_35162_3257.N1	20-NOV-2008 12:20:57	Straylight	88.500	179	24Omi2CMa	3.0320	24000.	177	35162	No
99	GOM_NL__2PRFIN20081120_122610_00000962074_00038_35162_3258.N1	20-NOV-2008 12:26:10	Straylight	95.500	47	2Bet CMa	1.9760	28000.	191	35162	No
100	GOM_NL__2PRFIN20081120_123110_00000762074_00038_35162_3259.N1	20-NOV-2008 12:31:10	Straylight	76.000	7	19Bet Ori	0.10000	14000.	152	35162	No
101	GOM_NL__2PRFIN20081120_123518_00000932074_00038_35162_3260.N1	20-NOV-2008 12:35:18	Bright	93.000	30	46Eps Ori	1.6940	30000.	186	35162	No

102	GOM_NL__2PRFIN20081120_124000_00000582074_00038_35162_3261.N1	20-NOV-2008 12:40:00	Bright	57.500	13	87Alp Tau	0.86700	3800.0	115	35162	No
103	GOM_NL__2PRFIN20081120_124634_00000552074_00038_35162_3262.N1	20-NOV-2008 12:46:34	Bright	54.500	114	3Iot Aur	2.6930	4600.0	109	35162	No
104	GOM_NL__2PRFIN20081120_125059_00000682074_00038_35162_3263.N1	20-NOV-2008 12:50:59	Bright	68.000	6	13Alp Aur	0.080000	3400.0	136	35162	No
105	GOM_NL__2PRFIN20081120_131151_00000472074_00038_35162_3264.N1	20-NOV-2008 13:11:51	Bright	47.000	174	52Psi UMa	3.0040	4400.0	94	35162	No
106	GOM_NL__2PRFIN20081120_132108_00000532074_00038_35162_3265.N1	20-NOV-2008 13:21:08	Bright	52.500	96	68Del Leo	2.5600	9300.0	105	35162	No
107	GOM_NL__2PRFIN20081120_132347_000001032074_00038_35162_3266.N1	20-NOV-2008 13:23:47	Tw_i_and_stray	102.50	51	41Gam1Leo	2.0100	4500.0	205	35162	No
108	GOM_NL__2PRFIN20081120_132920_000001132074_00038_35162_3267.N1	20-NOV-2008 13:29:20	Straylight	113.00	22	32Alp Leo	1.3600	15200.	226	35162	No
109	GOM_NL__2PRFIN20081120_135511_000000722074_00039_35163_3344.N1	20-NOV-2008 13:55:11	Dark	72.000	117	Pi Pup	2.7060	3800.0	144	35163	No
110	GOM_NL__2PRFIN20081120_135914_000000792074_00039_35163_3345.N1	20-NOV-2008 13:59:14	Dark	78.500	23	21Eps CMa	1.5020	26000.	157	35163	No
111	GOM_NL__2PRFIN20081120_140134_000000882074_00039_35163_3346.N1	20-NOV-2008 14:01:34	Straylight	88.000	179	24Omi2CMa	3.0320	24000.	176	35163	No
112	GOM_NL__2PRFIN20081120_140646_000000912074_00039_35163_3347.N1	20-NOV-2008 14:06:46	Straylight	91.000	47	2Bet CMa	1.9760	28000.	182	35163	No
113	GOM_NL__2PRFIN20081120_141145_000000722074_00039_35163_3348.N1	20-NOV-2008 14:11:45	Straylight	71.500	7	19Bet Ori	0.10000	14000.	143	35163	No
114	GOM_NL__2PRFIN20081120_141553_000000892074_00039_35163_3349.N1	20-NOV-2008 14:15:53	Bright	89.000	30	46Eps Ori	1.6940	30000.	178	35163	No
115	GOM_NL__2PRFIN20081120_142036_000000572074_00039_35163_3350.N1	20-NOV-2008 14:20:36	Bright	57.000	13	87Alp Tau	0.86700	3800.0	114	35163	No
116	GOM_NL__2PRFIN20081120_142709_000000532074_00039_35163_3351.N1	20-NOV-2008 14:27:09	Bright	53.000	114	3Iot Aur	2.6930	4600.0	106	35163	No
117	GOM_NL__2PRFIN20081120_143134_000000532074_00039_35163_3352.N1	20-NOV-2008 14:31:34	Bright	52.500	6	13Alp Aur	0.080000	3400.0	105	35163	No
118	GOM_NL__2PRFIN20081120_143411_000000602074_00039_35163_3353.N1	20-NOV-2008 14:34:11	Bright	59.500	42	34Bet Aur	1.9000	10200.	119	35163	No
119	GOM_NL__2PRFIN20081120_145227_000000452074_00039_35163_3354.N1	20-NOV-2008 14:52:27	Bright	44.500	174	52Psi UMa	3.0040	4400.0	89	35163	No
120	GOM_NL__2PRFIN20081120_150144_000000522074_00039_35163_3355.N1	20-NOV-2008 15:01:44	Bright	51.500	96	68Del Leo	2.5600	9300.0	103	35163	No
121	GOM_NL__2PRFIN20081120_150424_000000942074_00039_35163_3356.N1	20-NOV-2008 15:04:24	Tw_i_and_stray	93.500	51	41Gam1Leo	2.0100	4500.0	187	35163	No
122	GOM_NL__2PRFIN20081120_150958_000001132074_00039_35163_3357.N1	20-NOV-2008 15:09:58	Straylight	113.00	22	32Alp Leo	1.3600	15200.	226	35163	No
123	GOM_NL__2PRFIN20081120_153548_000000662074_00040_35164_3373.N1	20-NOV-2008 15:35:48	Dark	66.000	117	Pi Pup	2.7060	3800.0	132	35164	No
124	GOM_NL__2PRFIN20081120_153952_000000772074_00040_35164_3374.N1	20-NOV-2008 15:39:52	Dark	76.500	23	21Eps CMa	1.5020	26000.	153	35164	No
125	GOM_NL__2PRFIN20081120_154211_000000882074_00040_35164_3375.N1	20-NOV-2008 15:42:11	Straylight	87.500	179	24Omi2CMa	3.0320	24000.	175	35164	No
126	GOM_NL__2PRFIN20081120_154723_000000922074_00040_35164_3376.N1	20-NOV-2008 15:47:23	Straylight	91.500	47	2Bet CMa	1.9760	28000.	183	35164	No
127	GOM_NL__2PRFIN20081120_155221_000000732074_00040_35164_3377.N1	20-NOV-2008 15:52:21	Straylight	72.500	7	19Bet Ori	0.10000	14000.	145	35164	No
128	GOM_NL__2PRFIN20081120_155629_000000872074_00040_35164_3378.N1	20-NOV-2008 15:56:29	Bright	86.500	30	46Eps Ori	1.6940	30000.	173	35164	No
129	GOM_NL__2PRFIN20081120_160111_000000562074_00040_35164_3379.N1	20-NOV-2008 16:01:11	Bright	56.000	13	87Alp Tau	0.86700	3800.0	112	35164	No
130	GOM_NL__2PRFIN20081120_160744_000000542074_00040_35164_3380.N1	20-NOV-2008 16:07:44	Bright	53.500	114	3Iot Aur	2.6930	4600.0	107	35164	No
131	GOM_NL__2PRFIN20081120_161210_000000522074_00040_35164_3381.N1	20-NOV-2008 16:12:10	Bright	52.000	6	13Alp Aur	0.080000	3400.0	104	35164	No
132	GOM_NL__2PRFIN20081120_161446_000000572074_00040_35164_3382.N1	20-NOV-2008 16:14:46	Bright	57.000	42	34Bet Aur	1.9000	10200.	114	35164	No
133	GOM_NL__2PRFIN20081120_163303_000000442074_00040_35164_3383.N1	20-NOV-2008 16:33:03	Bright	44.000	174	52Psi UMa	3.0040	4400.0	88	35164	No
134	GOM_NL__2PRFIN20081120_164221_000000522074_00040_35164_3384.N1	20-NOV-2008 16:42:21	Bright	52.000	96	68Del Leo	2.5600	9300.0	104	35164	No
135	GOM_NL__2PRFIN20081120_164502_000001012074_00040_35164_3385.N1	20-NOV-2008 16:45:02	Tw_i_and_stray	101.00	51	41Gam1Leo	2.0100	4500.0	202	35164	No
136	GOM_NL__2PRFIN20081120_165037_000001052074_00040_35164_3386.N1	20-NOV-2008 16:50:37	Straylight	105.00	22	32Alp Leo	1.3600	15200.	210	35164	No
137	GOM_NL__2PRFIN20081120_171626_000000652074_00041_35165_3387.N1	20-NOV-2008 17:16:26	Dark	64.500	117	Pi Pup	2.7060	3800.0	129	35165	No
138	GOM_NL__2PRFIN20081120_172029_000000762074_00041_35165_3388.N1	20-NOV-2008 17:20:29	Dark	75.500	23	21Eps CMa	1.5020	26000.	151	35165	No
139	GOM_NL__2PRFIN20081120_172248_000000932074_00041_35165_3389.N1	20-NOV-2008 17:22:48	Straylight	93.000	179	24Omi2CMa	3.0320	24000.	186	35165	No
140	GOM_NL__2PRFIN20081120_172759_000000932074_00041_35165_3390.N1	20-NOV-2008 17:27:59	Straylight	92.500	47	2Bet CMa	1.9760	28000.	185	35165	No
141	GOM_NL__2PRFIN20081120_173257_000000812074_00041_35165_3391.N1	20-NOV-2008 17:32:57	Straylight	80.500	7	19Bet Ori	0.10000	14000.	161	35165	No
142	GOM_NL__2PRFIN20081120_173704_000000822074_00041_35165_3392.N1	20-NOV-2008 17:37:04	Tw_i_and_stray	82.000	30	46Eps Ori	1.6940	30000.	164	35165	No
143	GOM_NL__2PRFIN20081120_174146_000000572074_00041_35165_3393.N1	20-NOV-2008 17:41:46	Bright	56.500	13	87Alp Tau	0.86700	3800.0	113	35165	No
144	GOM_NL__2PRFIN20081120_174820_000000542074_00041_35165_3394.N1	20-NOV-2008 17:48:20	Bright	54.000	114	3Iot Aur	2.6930	4600.0	108	35165	No
145	GOM_NL__2PRFIN20081120_175245_000000542074_00041_35165_3395.N1	20-NOV-2008 17:52:45	Bright	53.500	6	13Alp Aur	0.080000	3400.0	107	35165	No
146	GOM_NL__2PRFIN20081120_175521_000000572074_00041_35165_3396.N1	20-NOV-2008 17:55:21	Bright	56.500	42	34Bet Aur	1.9000	10200.	113	35165	No
147	GOM_NL__2PRFIN20081120_181339_000000672074_00041_35165_3397.N1	20-NOV-2008 18:13:39	Bright	67.000	174	52Psi UMa	3.0040	4400.0	134	35165	No
148	GOM_NL__2PRFIN20081120_182257_000000542074_00041_35165_3398.N1	20-NOV-2008 18:22:57	Bright	53.500	96	68Del Leo	2.5600	9300.0	107	35165	No
149	GOM_NL__2PRFIN20081120_182539_000000962074_00041_35165_3399.N1	20-NOV-2008 18:25:39	Tw_i_and_stray	96.000	51	41Gam1Leo	2.0100	4500.0	192	35165	No
150	GOM_NL__2PRFIN20081120_183115_000001052074_00041_35165_3400.N1	20-NOV-2008 18:31:15	Straylight	105.00	22	32Alp Leo	1.3600	15200.	210	35165	No
151	GOM_NL__2PRFIN20081120_185703_000000652074_00042_35166_3418.N1	20-NOV-2008 18:57:03	Dark	65.000	117	Pi Pup	2.7060	3800.0	130	35166	No
152	GOM_NL__2PRFIN20081120_190106_000000792074_00042_35166_3419.N1	20-NOV-2008 19:01:06	Dark	78.500	23	21Eps CMa	1.5020	26000.	157	35166	No
153	GOM_NL__2PRFIN20081120_190325_000000922074_00042_35166_3420.N1	20-NOV-2008 19:03:25	Straylight	91.500	179	24Omi2CMa	3.0320	24000.	183	35166	No
154	GOM_NL__2PRFIN20081120_190835_000000912074_00042_35166_3421.N1	20-NOV-2008 19:08:35	Straylight	90.500	47	2Bet CMa	1.9760	28000.	181	35166	No
155	GOM_NL__2PRFIN20081120_191333_000000832074_00042_35166_3422.N1	20-NOV-2008 19:13:33	Straylight	82.500	7	19Bet Ori	0.10000	14000.	165	35166	No
156	GOM_NL__2PRFIN20081120_191739_000000882074_00042_35166_3423.N1	20-NOV-2008 19:17:39	Bright	87.500	30	46Eps Ori	1.6940	30000.	175	35166	No
157	GOM_NL__2PRFIN20081120_192222_000000582074_00042_35166_3424.N1	20-NOV-2008 19:22:22	Bright	57.500	13	87Alp Tau	0.86700	3800.0	115	35166	No
158	GOM_NL__2PRFIN20081120_192855_000000522074_00042_35166_3425.N1	20-NOV-2008 19:28:55	Bright	51.500	114	3Iot Aur	2.6930	4600.0	103	35166	No
159	GOM_NL__2PRFIN20081120_193320_000000742074_00042_35166_3426.N1	20-NOV-2008 19:33:20	Bright	74.000	6	13Alp Aur	0.080000	3400.0	148	35166	No
160	GOM_NL__2PRFIN20081120_193555_000000542074_00042_35166_3427.N1	20-NOV-2008 19:35:55	Bright	54.000	42	34Bet Aur	1.9000	10200.	108	35166	No

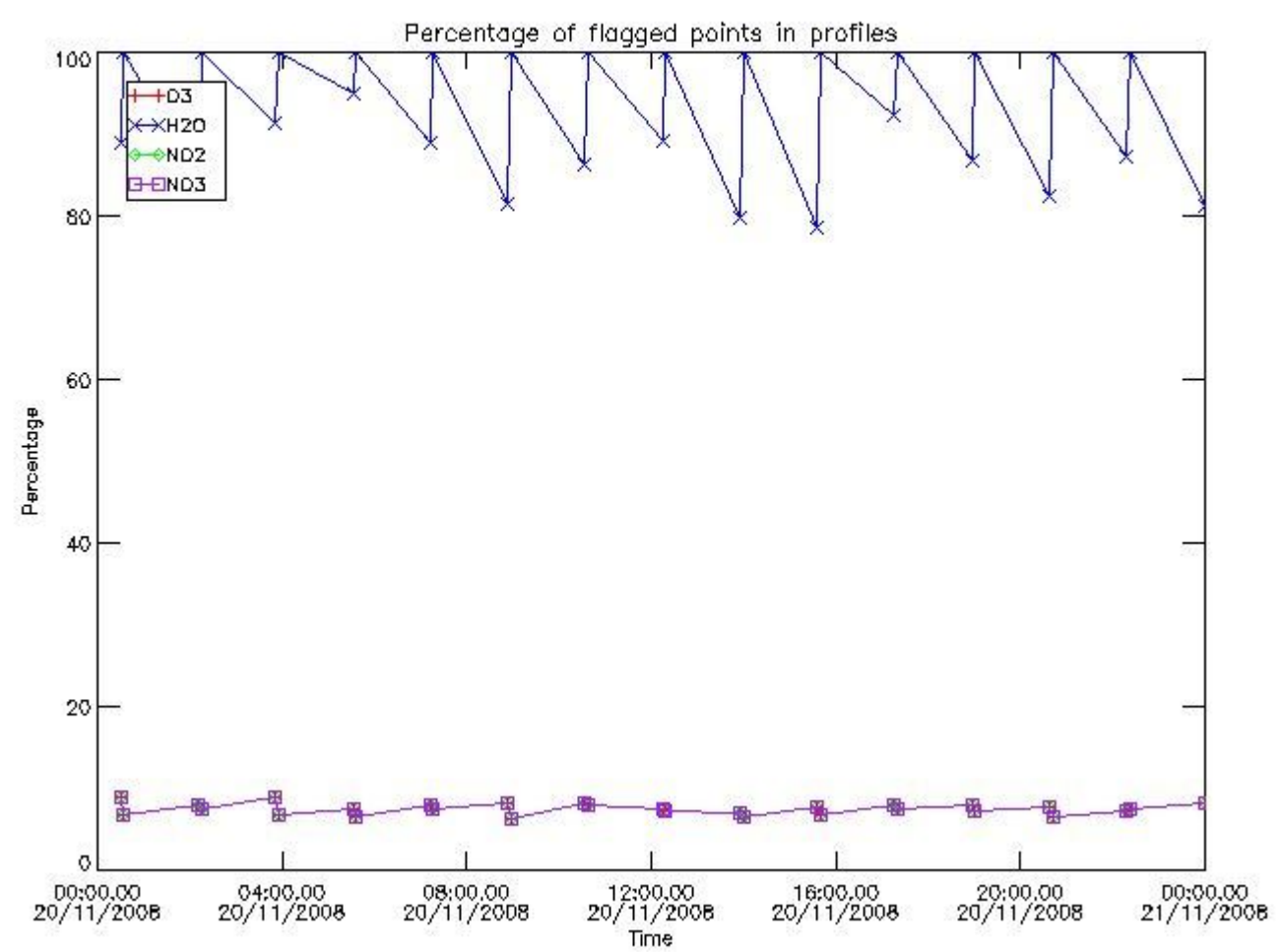


161	GOM_NL__2PRFIN20081120_195415_000000482074_00042_35166_3428.N1	20-NOV-2008 19:54:15	Bright	48.000	174	52Psi UMa	3.0040	4400.0	96	35166	No
162	GOM_NL__2PRFIN20081120_200334_000000642074_00042_35166_3429.N1	20-NOV-2008 20:03:34	Bright	63.500	96	68Del Leo	2.5600	9300.0	127	35166	No
163	GOM_NL__2PRFIN20081120_200616_000001032074_00042_35166_3430.N1	20-NOV-2008 20:06:16	Twilight	102.50	51	41Gam1Leo	2.0100	4500.0	205	35166	No
164	GOM_NL__2PRFIN20081120_201153_000000972074_00042_35166_3431.N1	20-NOV-2008 20:11:53	Straylight	97.000	22	32Alp Leo	1.3600	15200.	194	35166	No
165	GOM_NL__2PRFIN20081120_203740_000000662074_00043_35167_3444.N1	20-NOV-2008 20:37:40	Dark	66.000	117	Pi Pup	2.7060	3800.0	132	35167	No
166	GOM_NL__2PRFIN20081120_204143_000000772074_00043_35167_3445.N1	20-NOV-2008 20:41:43	Dark	77.000	23	21Eps CMa	1.5020	26000.	154	35167	No
167	GOM_NL__2PRFIN20081120_204402_000000892074_00043_35167_3446.N1	20-NOV-2008 20:44:02	Straylight	89.000	179	24Omi2CMa	3.0320	24000.	178	35167	No
168	GOM_NL__2PRFIN20081120_204911_000000892074_00043_35167_3447.N1	20-NOV-2008 20:49:11	Straylight	88.500	47	2Bet CMa	1.9760	28000.	177	35167	No
169	GOM_NL__2PRFIN20081120_205409_000000712074_00043_35167_3448.N1	20-NOV-2008 20:54:09	Straylight	71.000	7	19Bet Ori	0.10000	14000.	142	35167	No
170	GOM_NL__2PRFIN20081120_205814_000000892074_00043_35167_3449.N1	20-NOV-2008 20:58:14	Bright	89.000	30	46Eps Ori	1.6940	30000.	178	35167	No
171	GOM_NL__2PRFIN20081120_210257_000000562074_00043_35167_3450.N1	20-NOV-2008 21:02:57	Bright	55.500	13	87Alp Tau	0.86700	3800.0	111	35167	No
172	GOM_NL__2PRFIN20081120_210930_000000542074_00043_35167_3451.N1	20-NOV-2008 21:09:30	Bright	53.500	114	3Iot Aur	2.6930	4600.0	107	35167	No
173	GOM_NL__2PRFIN20081120_211355_000000522074_00043_35167_3452.N1	20-NOV-2008 21:13:55	Bright	52.000	6	13Alp Aur	0.080000	3400.0	104	35167	No
174	GOM_NL__2PRFIN20081120_211630_000000592074_00043_35167_3453.N1	20-NOV-2008 21:16:30	Bright	59.000	42	34Bet Aur	1.9000	10200.	118	35167	No
175	GOM_NL__2PRFIN20081120_213450_000000472074_00043_35167_3454.N1	20-NOV-2008 21:34:50	Bright	47.000	174	52Psi UMa	3.0040	4400.0	94	35167	No
176	GOM_NL__2PRFIN20081120_214410_000000522074_00043_35167_3455.N1	20-NOV-2008 21:44:10	Bright	51.500	96	68Del Leo	2.5600	9300.0	103	35167	No
177	GOM_NL__2PRFIN20081120_214653_000001012074_00043_35167_3456.N1	20-NOV-2008 21:46:53	Twilight	101.00	51	41Gam1Leo	2.0100	4500.0	202	35167	No
178	GOM_NL__2PRFIN20081120_215232_000000972074_00043_35167_3457.N1	20-NOV-2008 21:52:32	Straylight	97.000	22	32Alp Leo	1.3600	15200.	194	35167	No
179	GOM_NL__2PRFIN20081120_221817_000000712074_00044_35168_3498.N1	20-NOV-2008 22:18:17	Dark	70.500	117	Pi Pup	2.7060	3800.0	141	35168	No
180	GOM_NL__2PRFIN20081120_222220_000000752074_00044_35168_3499.N1	20-NOV-2008 22:22:20	Dark	75.000	23	21Eps CMa	1.5020	26000.	150	35168	No
181	GOM_NL__2PRFIN20081120_222439_000000882074_00044_35168_3500.N1	20-NOV-2008 22:24:39	Straylight	87.500	179	24Omi2CMa	3.0320	24000.	175	35168	No
182	GOM_NL__2PRFIN20081120_222948_000000922074_00044_35168_3501.N1	20-NOV-2008 22:29:48	Straylight	92.000	47	2Bet CMa	1.9760	28000.	184	35168	No
183	GOM_NL__2PRFIN20081120_223444_000000672074_00044_35168_3502.N1	20-NOV-2008 22:34:44	Straylight	66.500	7	19Bet Ori	0.10000	14000.	133	35168	No
184	GOM_NL__2PRFIN20081120_223849_000000912074_00044_35168_3503.N1	20-NOV-2008 22:38:49	Bright	90.500	30	46Eps Ori	1.6940	30000.	181	35168	No
185	GOM_NL__2PRFIN20081120_224332_000000572074_00044_35168_3504.N1	20-NOV-2008 22:43:32	Bright	56.500	13	87Alp Tau	0.86700	3800.0	113	35168	No
186	GOM_NL__2PRFIN20081120_225004_000000532074_00044_35168_3505.N1	20-NOV-2008 22:50:04	Bright	53.000	114	3Iot Aur	2.6930	4600.0	106	35168	No
187	GOM_NL__2PRFIN20081120_225430_000000602074_00044_35168_3506.N1	20-NOV-2008 22:54:30	Bright	59.500	6	13Alp Aur	0.080000	3400.0	119	35168	No
188	GOM_NL__2PRFIN20081120_225705_000000572074_00044_35168_3507.N1	20-NOV-2008 22:57:05	Bright	56.500	42	34Bet Aur	1.9000	10200.	113	35168	No
189	GOM_NL__2PRFIN20081120_231526_000000472074_00044_35168_3508.N1	20-NOV-2008 23:15:26	Bright	47.000	174	52Psi UMa	3.0040	4400.0	94	35168	No
190	GOM_NL__2PRFIN20081120_232446_000000552074_00044_35168_3509.N1	20-NOV-2008 23:24:46	Bright	54.500	96	68Del Leo	2.5600	9300.0	109	35168	No
191	GOM_NL__2PRFIN20081120_232730_000000992074_00044_35168_3510.N1	20-NOV-2008 23:27:30	Twilight	98.500	51	41Gam1Leo	2.0100	4500.0	197	35168	No
192	GOM_NL__2PRFIN20081120_233310_000000892074_00044_35168_3511.N1	20-NOV-2008 23:33:10	Straylight	89.000	22	32Alp Leo	1.3600	15200.	178	35168	No
193	GOM_NL__2PRFIN20081120_235854_000000622074_00045_35169_3513.N1	20-NOV-2008 23:58:54	Dark	62.000	117	Pi Pup	2.7060	3800.0	124	35169	No

### 3. Quality information per product

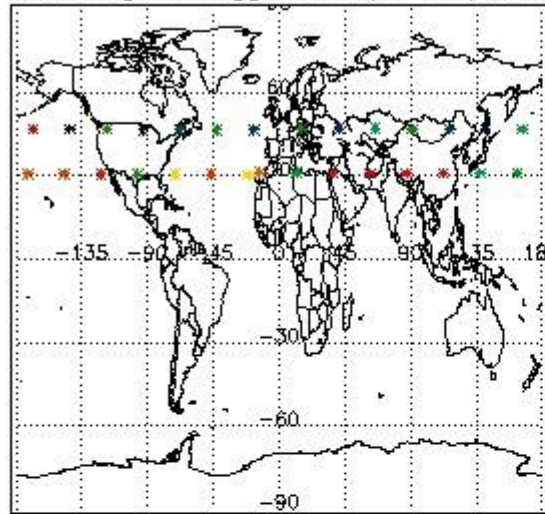
In this section it is plotted some information contained in the Quality Summary data set of the level 2 products. Only products in dark limb conditions and without errors (error flag in the MPH set to "0") are used.

#### 3.1 Plot quality information per product (time dependant)

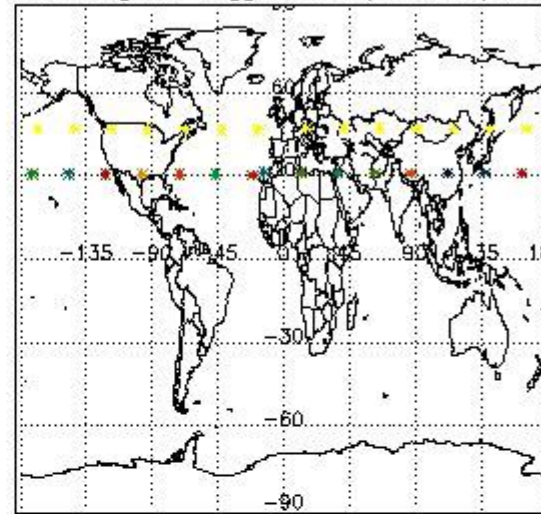


3.2 Plot quality information per product (world map)


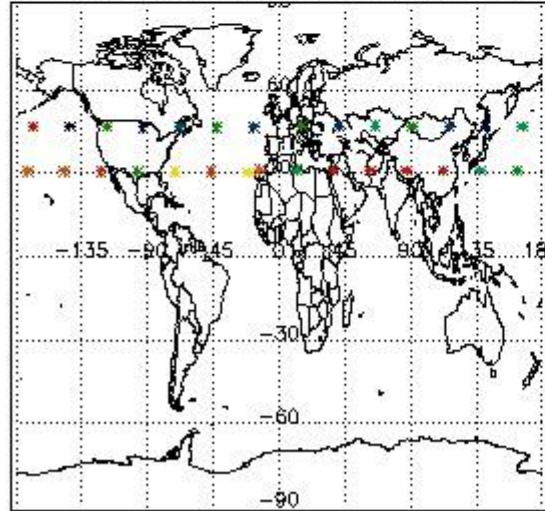
Percentage of flagged data per O3 profile



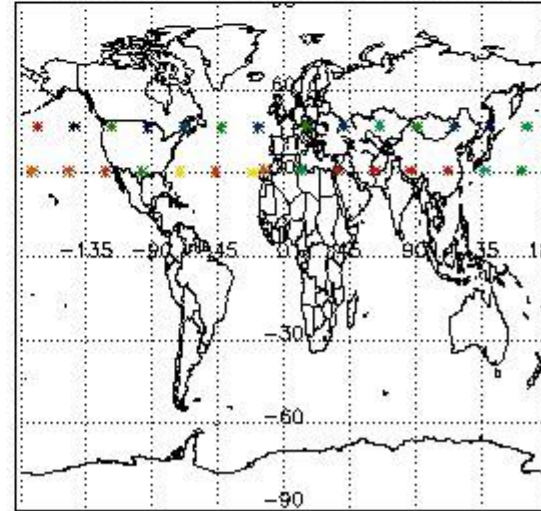
Percentage of flagged data per H2O profile



Percentage of flagged data per NO2 profile



Percentage of flagged data per NO3 profile

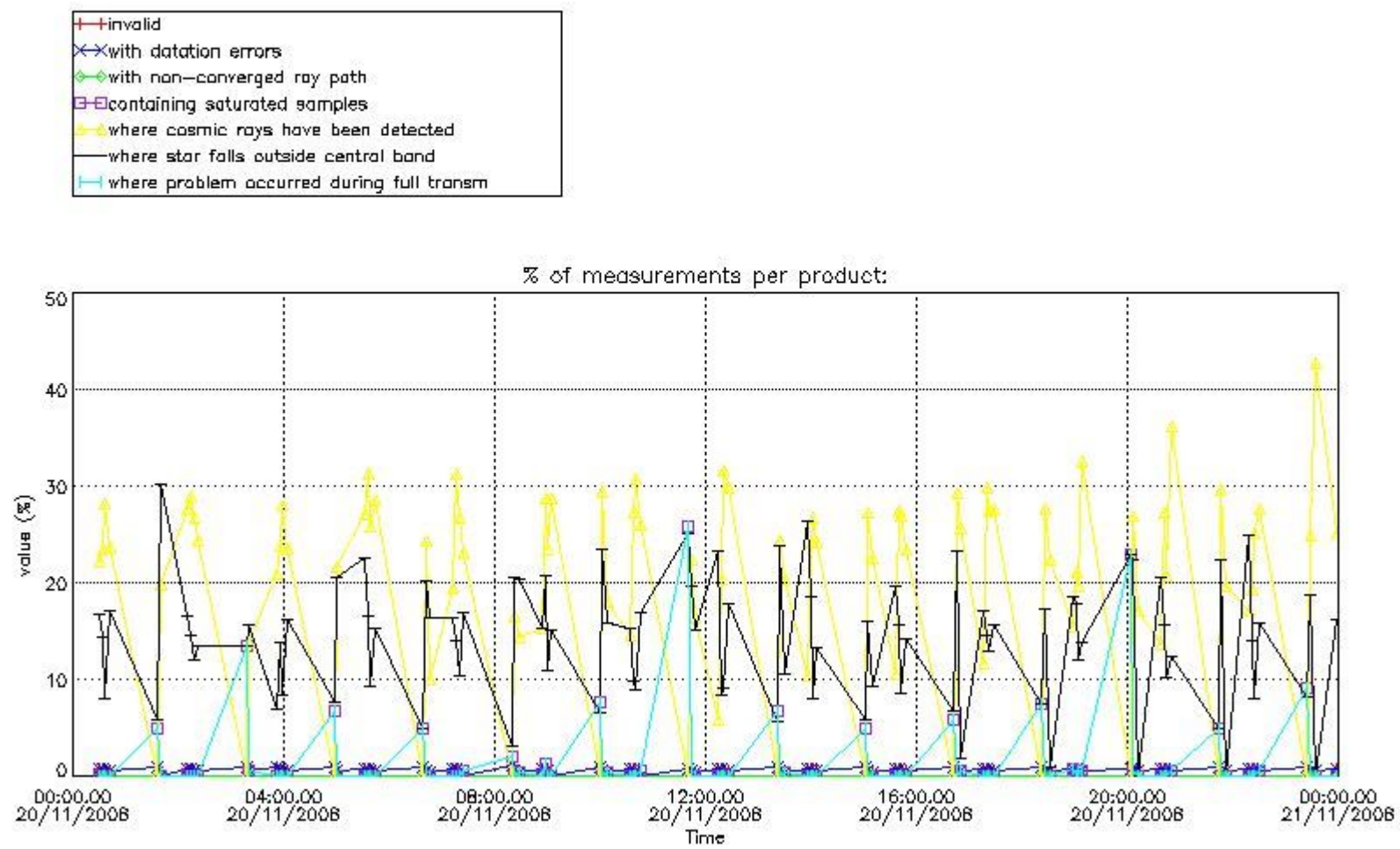


#### 4. Level 1 quality information per product

In this section it is plotted some information contained in the Quality Summary data set of the level 2 products that comes from the level 1b processing. Products without errors (error flag in the MPH set to "0") are used.

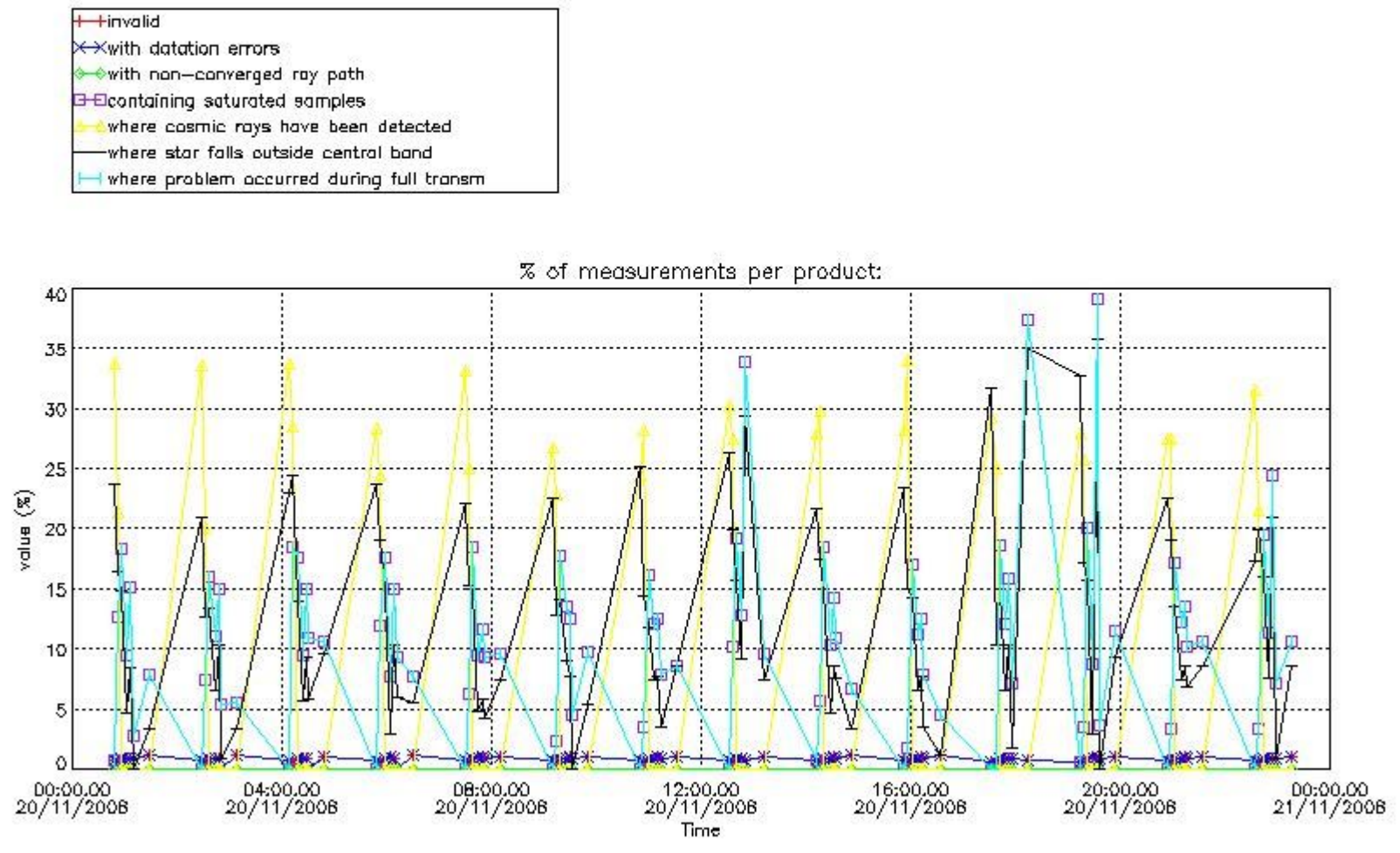
##### 4.1 Plot quality information per product (time dependant) coming from level 1b processing

##### 4.1.1 Plot level 1 quality information per product (time dependant): ENVISAT ASCENDING passes



4.1.2 Plot level 1 quality information per product (time dependant): ENVI SAT DESCENDING passes


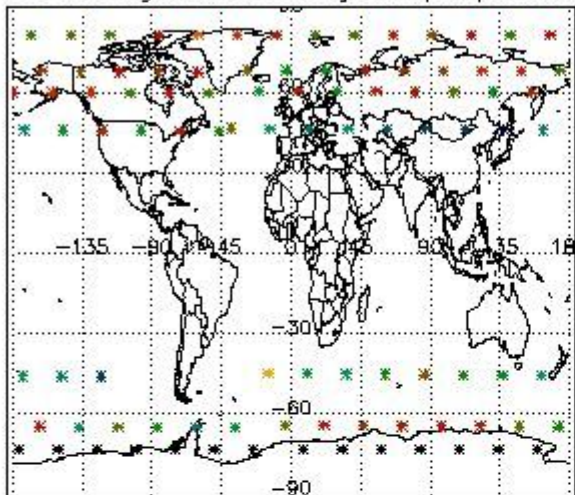





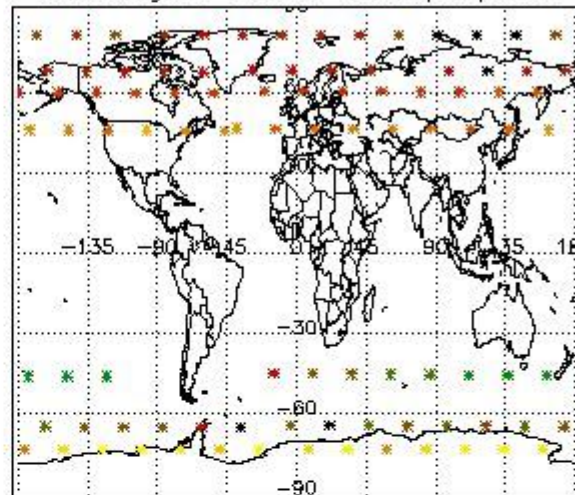
4.2 Plot quality information per product coming from level 1b processing (world map)

4.2.1 Plot level 1 quality information per product (world map): ENVISAT ASCENDING passes

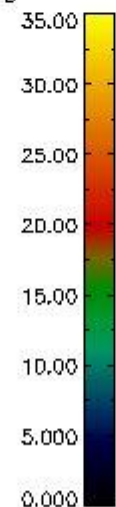
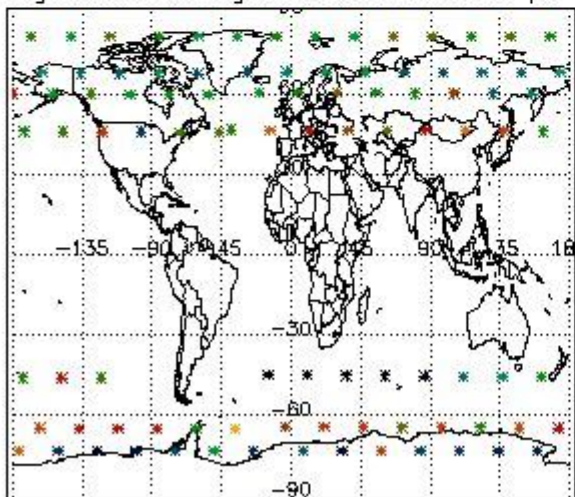
Percentage of cosmic ray hits per profile




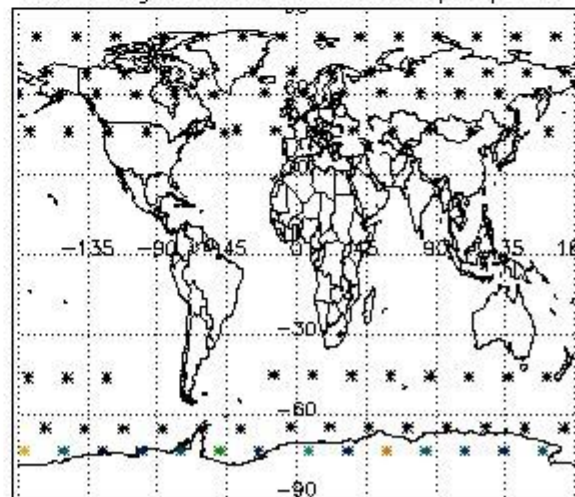
Percentage of datation errors per profile



Percentage of star falling outside central band per profile



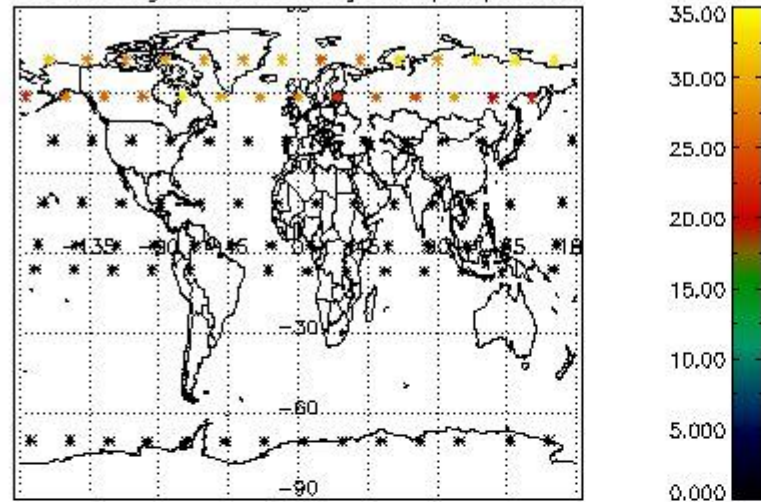
Percentage of saturation errors per profile



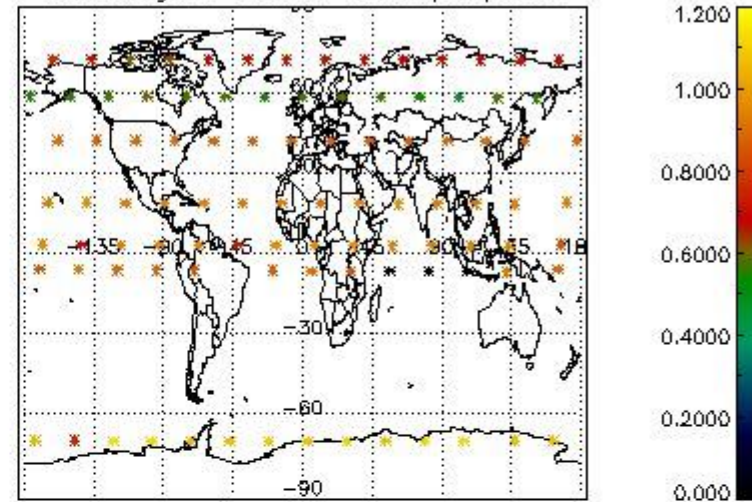
4.2.2 Plot level 1 quality information per product (world map): ENVISAT DESCENDING passes



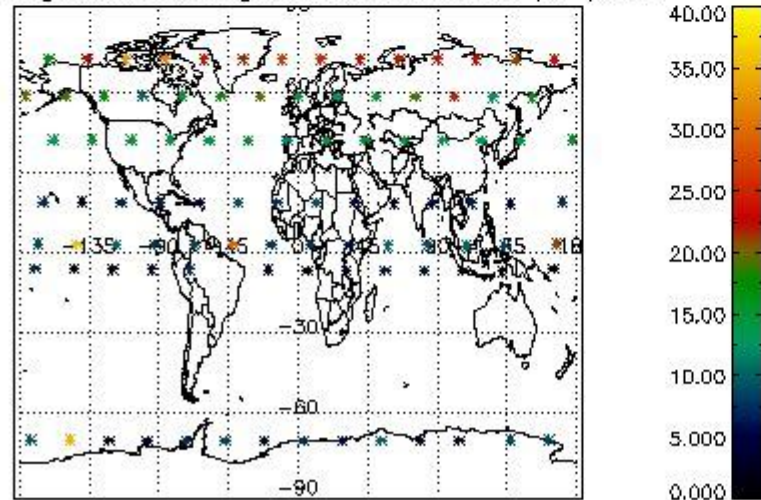
Percentage of cosmic ray hits per profile



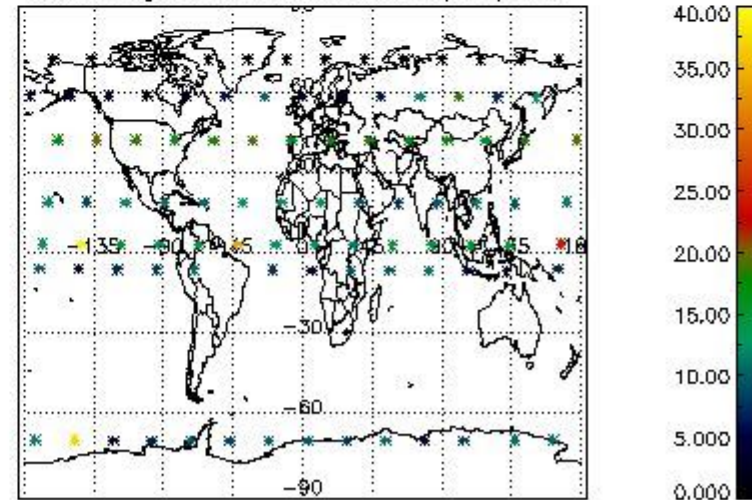
Percentage of datation errors per profile



Percentage of star falling outside central band per profile



Percentage of saturation errors per profile



## 5. Trace gas profiles

### 5.1 Ozone statistics based on quality of products

The final quality of the products can be "measured" using the STD (Standard Deviation) attached to every point profile. This information is written to the parameter GOM\_NL\_\_2P/NL\_LOCAL\_SPECIES\_DENSITY/o3\_std of the level 2 products. The table below shows the statistics for given STD ranges.

The statistics are given with respect to the overall valid production:

- Products without fatal errors: GOM\_NL\_\_2P/MPH/PRODUCT\_ERR=0
- Valid point profile: GOM\_NL\_\_2P/NL\_LOCAL\_SPECIES\_DENSITY/pcd(0)=0

The 'Criteria' is applied to valid points of dark limb products:

- Products in dark limb illumination condition: GOM\_NL\_\_2P/NL\_SUMMARY\_QUALITY/obs\_ill\_cond=0
- Products without fatal errors: GOM\_NL\_\_2P/MPH/PRODUCT\_ERR=0
- Valid point profile: GOM\_NL\_\_2P/NL\_LOCAL\_SPECIES\_DENSITY/pcd(0)=0

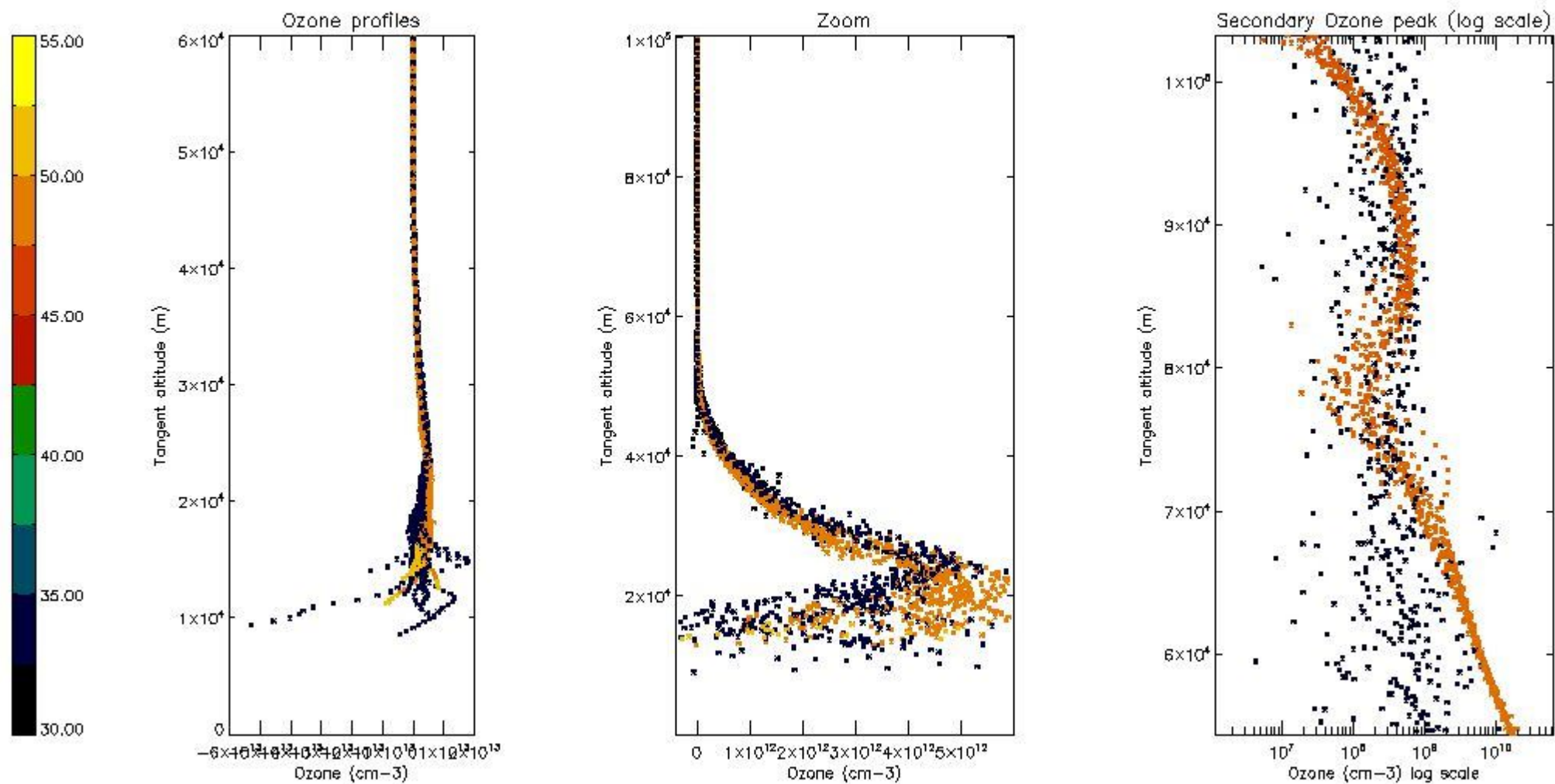
So, the table below shows the percentage of dark limb and valid observations for each criteria with respect to the overall valid daily observations.

Criteria	% of total production
All STD	15
STD < 20	7

STD < 10	6
STD < 5	5

5.2 Plot ozone profiles for all STD (dark without errors)

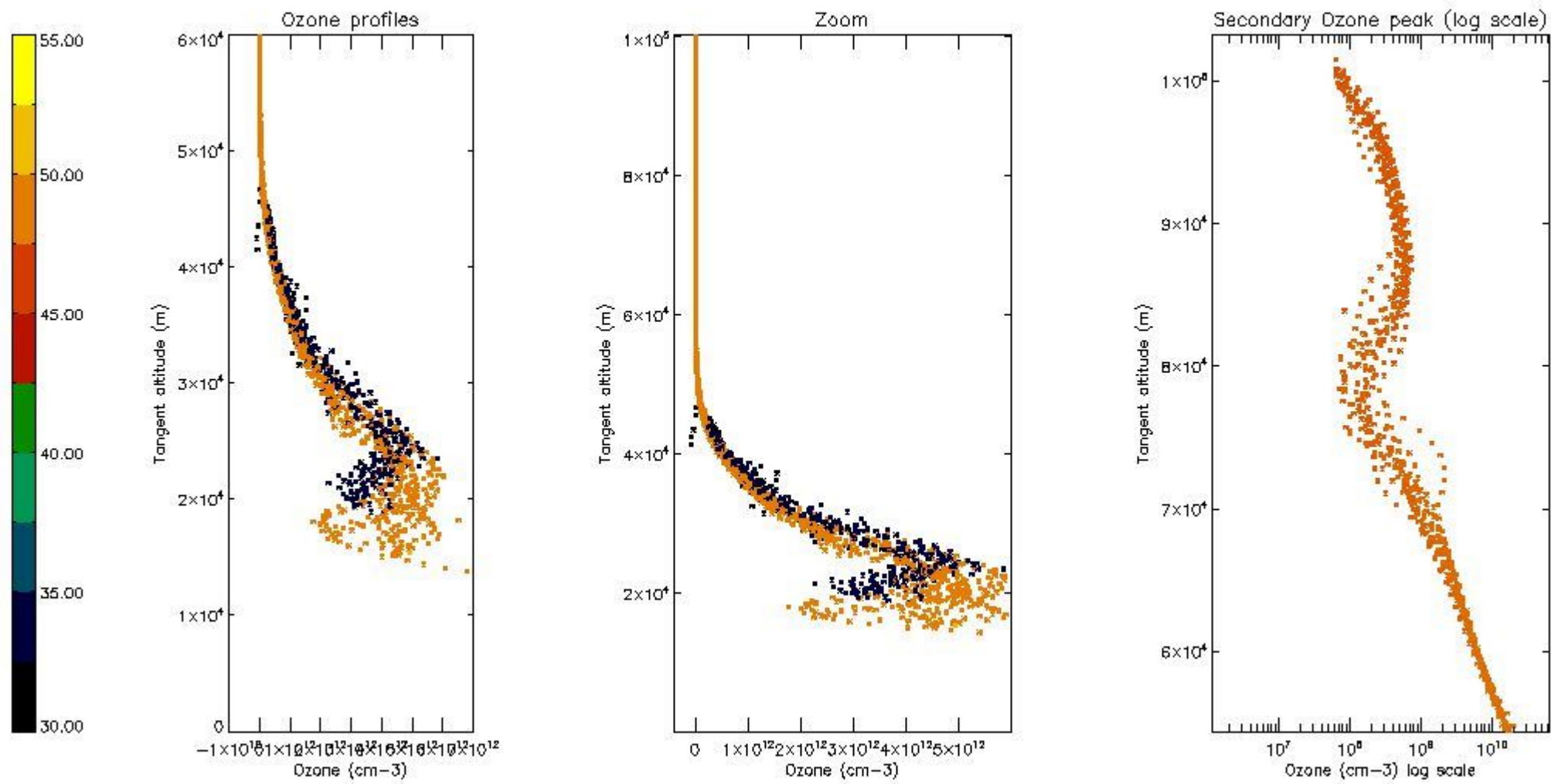
The colorbar represents the latitude.



5.3 Plot ozone profiles where STD < 20% (dark without errors)

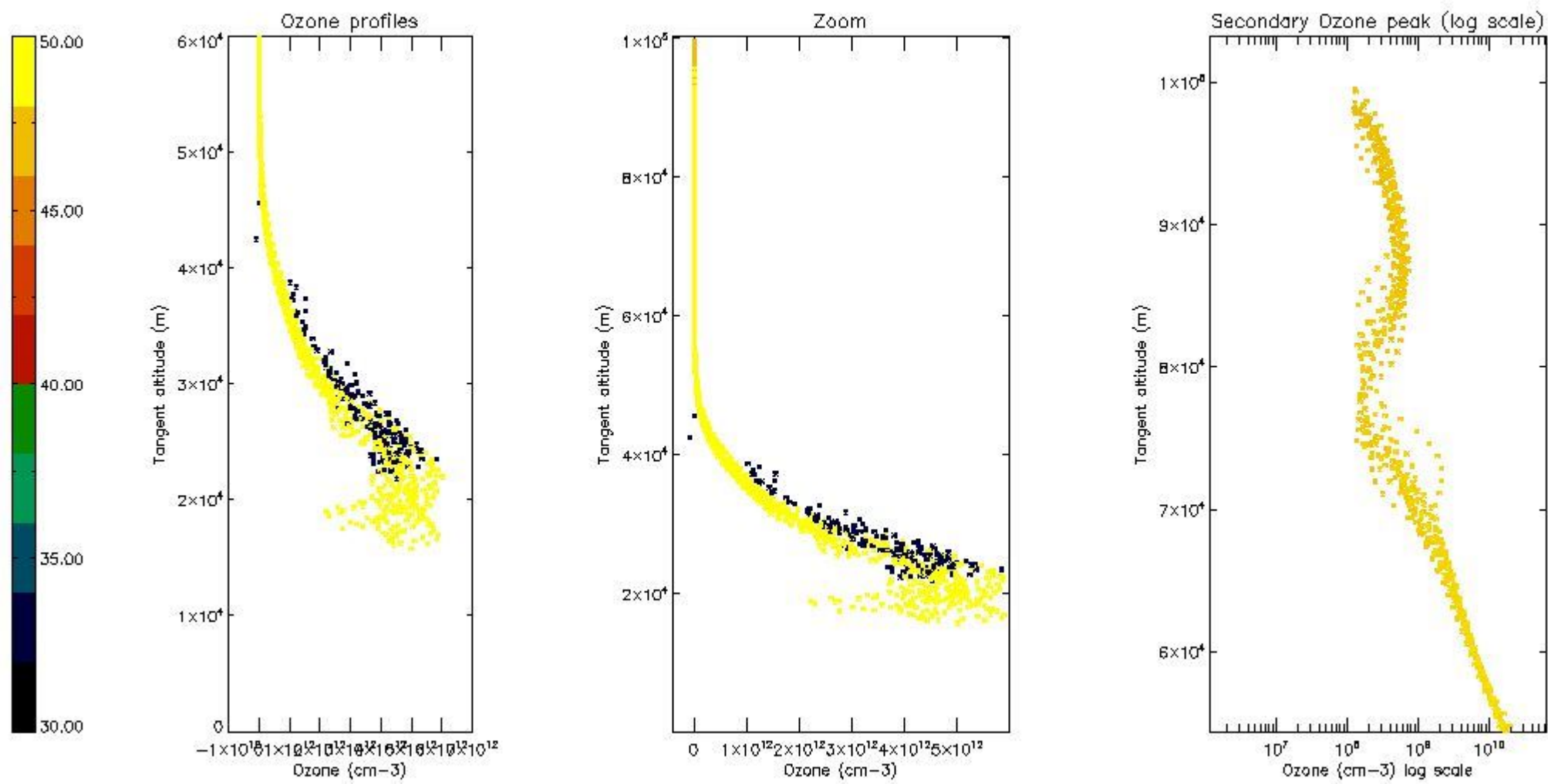
The colorbar represents the latitude.





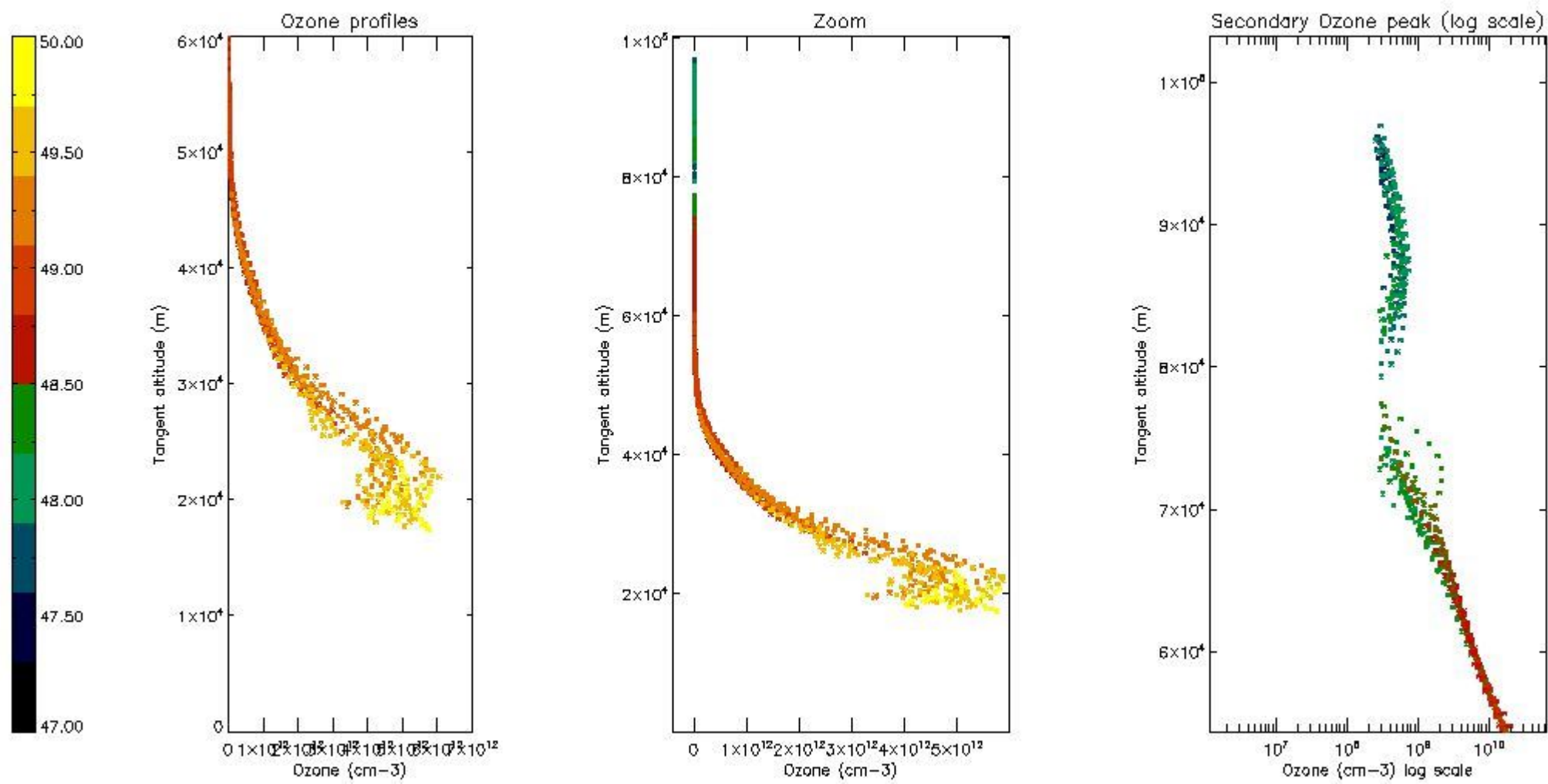
*5.4 Plot ozone profiles where STD < 10% (dark without errors)*

The colorbar represents the latitude.



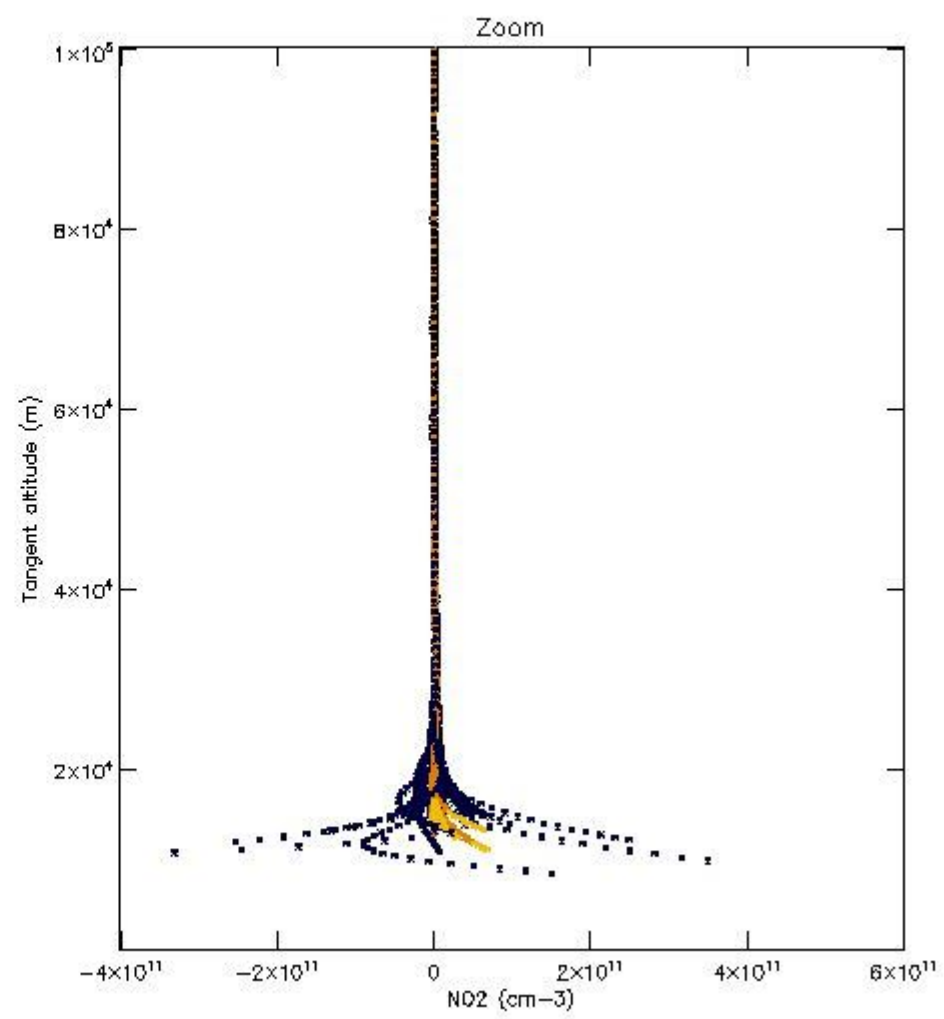
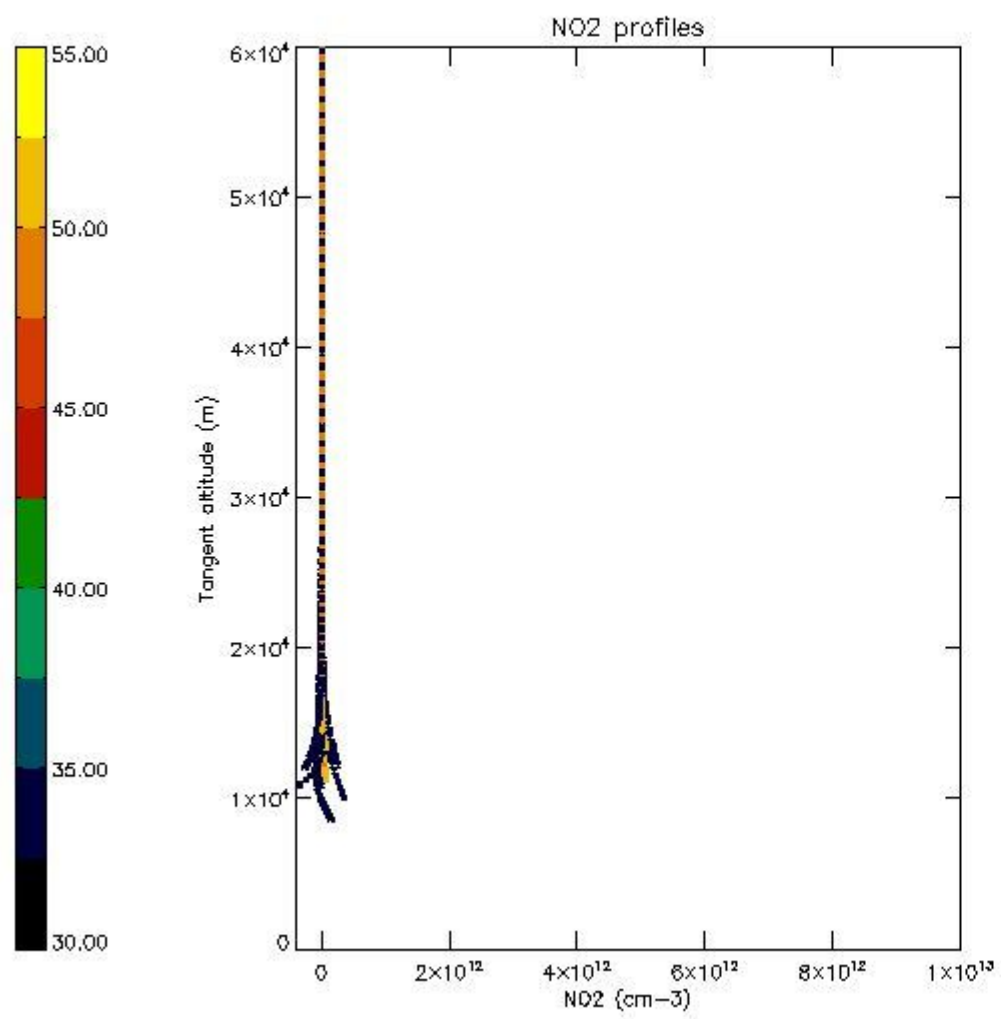
*5.5 Plot ozone profiles where STD < 5% (dark without errors)*

The colorbar represents the latitude.



*5.6 Plot NO<sub>2</sub> profiles for all STD (dark without errors)*

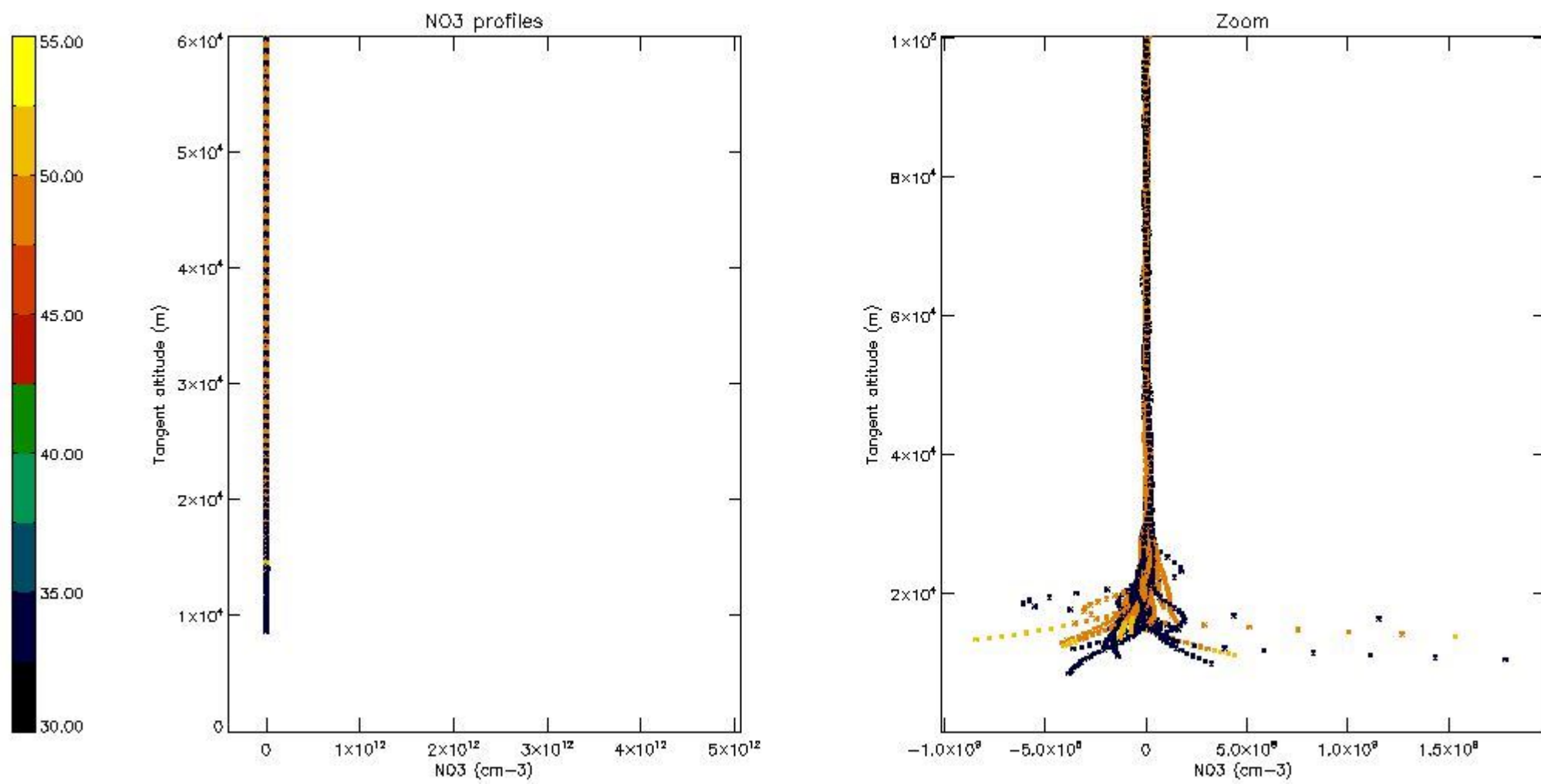
The colorbar represents the latitude.



*5.7 Plot NO3 profiles for all STD (dark without errors)*

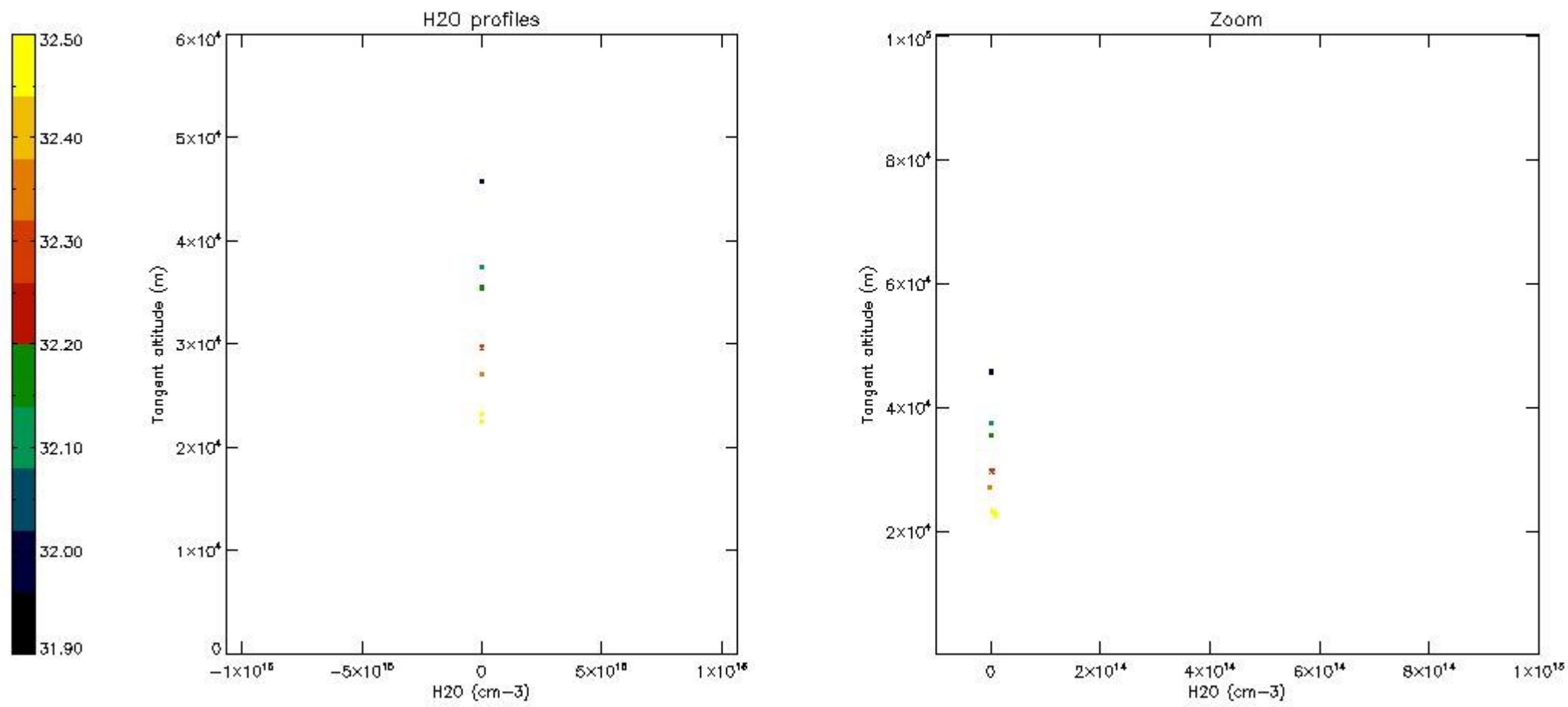
The colorbar represents the latitude.





5.8 Plot H<sub>2</sub>O profiles for all STD (only for occultations of stars 1,2,3,4,13,14,16,26,63 dark without errors)

The colorbar represents the latitude.



## 6. Auxiliary Data Files used for the production reported in section 2

The number reported in the third column indicates since which file (see list in section 2) the corresponding auxiliary file has been used. The fourth column is the date of those product files.

Type	Auxiliary Filename	Used since product	Used since product date
INST_PHYS_CHARACTERISTICS	GOM_INS_AXVIEC20091111_143220_20030716_120000_20500101_000000	1	20-NOV-2008 00:30:15
LEVEL-2_PROC_CONFIG	GOM_PR2_AXVIEC20091111_152718_20020301_000000_20500101_000000	1	20-NOV-2008 00:30:15
CROSS_SECTIONS_FILE	GOM_CRS_AXVIEC20091111_154832_20020301_000000_20500101_000000	1	20-NOV-2008 00:30:15

# GOMOS Level 2 Daily Report

## SUMMARY

### [1. General Info](#)

### [2. Summary of processed GOM\\_NL\\_2P products](#)

### [3. Level 2 Quality information per product](#)

#### [3.1 Plot of level 2 quality information per product \(time dependant\)](#)

#### [3.2 Plot of level 2 quality information per product \(world map\)](#)

### [4. Level 1 Quality information per product \(stored on level 2 products\)](#)

#### [4.1 Plot of level 1 quality information per product \(time dependant\)](#)

##### [4.1.1 Plot of level 1 quality information per product \(time dependant\): ASCENDING](#)

##### [4.1.2 Plot of level 1 quality information per product \(time dependant\): DESCENDING](#)

#### [4.2 Plot of level 1 quality information per product \(world map\)](#)

##### [4.2.1 Plot of level 1 quality information per product \(world map\): ASCENDING](#)

##### [4.2.2 Plot of level 1 quality information per product \(world map\): DESCENDING](#)

### [5. Ozone profiles based on quality statistics and other trace gas profiles](#)

#### [5.1 Ozone statistics based on quality of products](#)

#### [5.2 Plot ozone profiles for all STD \(dark without errors\)](#)

#### [5.3 Plot ozone profiles where STD < 20% \(dark without errors\)](#)

#### [5.4. Plot ozone profiles where STD < 10% \(dark without errors\)](#)

#### [5.5. Plot ozone profiles where STD < 5% \(dark without errors\)](#)

#### [5.6 Plot NO2 profiles for all STD \(dark without errors\)](#)

#### [5.7 Plot NO3 profiles for all STD \(dark without errors\)](#)

#### [5.8 Plot H2O profiles \(only for occultations of stars 1,2,3,4,13,14,16,26,63 dark without errors\) for all STD](#)

### [6. Auxiliary Data Files used for the production reported in section 2](#)

This report presents the daily analysis on parameters extracted from GOMOS level 2 data (GOM\_NL\_\_2P). It is intended to monitor some important parameters that will impact the quality of these products. A list of level 2 products (and content) that have arrived during the reporting day to the PCF is also given.

Item	Value
Time of report generation	25APR2013 22:24:54
Data source version	GOMOS/6.01
Start time of products	20-11-2008 (20NOV2008 00:00:00)
Stop time of products	21-11-2008 (21NOV2008 00:00:00)
Store outputs in DB	Yes
Nb of level 2 prods	193
Nb of prods with errors	0

## 2. Summary of processed GOM\_NL\_\_2P products.

Nr	Filename	UTC Start time	Limb	Duration	Star Id	Star Name	Star Mag	Star Temp	Nb Meas	Orbit	Prod. error
1	GOM_NL__2PRFIN20081120_003015_00000632074_00031_35155_3053.N1	20-NOV-2008 00:30:15	Dark	63.000	117	Pi Pup	2.7060	3800.0	126	35155	No
2	GOM_NL__2PRFIN20081120_003419_00000772074_00031_35155_3054.N1	20-NOV-2008 00:34:19	Dark	76.500	23	21Eps CMa	1.5020	26000.	153	35155	No
3	GOM_NL__2PRFIN20081120_003638_00000892074_00031_35155_3055.N1	20-NOV-2008 00:36:38	Straylight	88.500	179	24Omi2CMa	3.0320	24000.	177	35155	No
4	GOM_NL__2PRFIN20081120_004157_00000972074_00031_35155_3056.N1	20-NOV-2008 00:41:57	Straylight	97.000	47	2Bet CMa	1.9760	28000.	194	35155	No
5	GOM_NL__2PRFIN20081120_004700_00000742074_00031_35155_3057.N1	20-NOV-2008 00:47:00	Straylight	74.000	7	19Bet Ori	0.10000	14000.	148	35155	No
6	GOM_NL__2PRFIN20081120_005113_00000912074_00031_35155_3058.N1	20-NOV-2008 00:51:13	Bright	91.000	30	46Eps Ori	1.6940	30000.	182	35155	No
7	GOM_NL__2PRFIN20081120_005554_00000582074_00031_35155_3059.N1	20-NOV-2008 00:55:54	Bright	57.500	13	87Alp Tau	0.86700	3800.0	115	35155	No
8	GOM_NL__2PRFIN20081120_010230_00000532074_00031_35155_3060.N1	20-NOV-2008 01:02:30	Bright	53.000	114	3Iot Aur	2.6930	4600.0	106	35155	No
9	GOM_NL__2PRFIN20081120_010654_00000532074_00031_35155_3061.N1	20-NOV-2008 01:06:54	Bright	53.000	6	13Alp Aur	0.080000	3400.0	106	35155	No
10	GOM_NL__2PRFIN20081120_010934_00000552074_00031_35155_3062.N1	20-NOV-2008 01:09:34	Bright	54.500	42	34Bet Aur	1.9000	10200.	109	35155	No
11	GOM_NL__2PRFIN20081120_012741_00000452074_00031_35155_3063.N1	20-NOV-2008 01:27:41	Bright	44.500	174	52Psi UMa	3.0040	4400.0	89	35155	No
12	GOM_NL__2PRFIN20081120_013653_00000512074_00031_35155_3064.N1	20-NOV-2008 01:36:53	Bright	51.000	96	68Del Leo	2.5600	9300.0	102	35155	No
13	GOM_NL__2PRFIN20081120_013928_000001082074_00031_35155_3065.N1	20-NOV-2008 01:39:28	Twilight	108.00	51	41Gam1Leo	2.0100	4500.0	216	35155	No
14	GOM_NL__2PRFIN20081120_021052_00000642074_00032_35156_3081.N1	20-NOV-2008 02:10:52	Dark	63.500	117	Pi Pup	2.7060	3800.0	127	35156	No
15	GOM_NL__2PRFIN20081120_021456_00000762074_00032_35156_3082.N1	20-NOV-2008 02:14:56	Dark	76.000	23	21Eps CMa	1.5020	26000.	152	35156	No
16	GOM_NL__2PRFIN20081120_021715_00000922074_00032_35156_3083.N1	20-NOV-2008 02:17:15	Straylight	91.500	179	24Omi2CMa	3.0320	24000.	183	35156	No
17	GOM_NL__2PRFIN20081120_022233_00000932074_00032_35156_3084.N1	20-NOV-2008 02:22:33	Straylight	92.500	47	2Bet CMa	1.9760	28000.	185	35156	No
18	GOM_NL__2PRFIN20081120_022735_00000722074_00032_35156_3085.N1	20-NOV-2008 02:27:35	Straylight	71.500	7	19Bet Ori	0.10000	14000.	143	35156	No
19	GOM_NL__2PRFIN20081120_023148_00000872074_00032_35156_3086.N1	20-NOV-2008 02:31:48	Bright	87.000	30	46Eps Ori	1.6940	30000.	174	35156	No
20	GOM_NL__2PRFIN20081120_023629_00000562074_00032_35156_3087.N1	20-NOV-2008 02:36:29	Bright	56.000	13	87Alp Tau	0.86700	3800.0	112	35156	No
21	GOM_NL__2PRFIN20081120_024305_00000542074_00032_35156_3088.N1	20-NOV-2008 02:43:05	Bright	54.000	114	3Iot Aur	2.6930	4600.0	108	35156	No
22	GOM_NL__2PRFIN20081120_024729_00000542074_00032_35156_3089.N1	20-NOV-2008 02:47:29	Bright	53.500	6	13Alp Aur	0.080000	3400.0	107	35156	No
23	GOM_NL__2PRFIN20081120_025008_00000562074_00032_35156_3090.N1	20-NOV-2008 02:50:08	Bright	56.000	42	34Bet Aur	1.9000	10200.	112	35156	No
24	GOM_NL__2PRFIN20081120_030816_00000452074_00032_35156_3091.N1	20-NOV-2008 03:08:16	Bright	45.000	174	52Psi UMa	3.0040	4400.0	90	35156	No
25	GOM_NL__2PRFIN20081120_031729_00000562074_00032_35156_3092.N1	20-NOV-2008 03:17:29	Bright	56.000	96	68Del Leo	2.5600	9300.0	112	35156	No
26	GOM_NL__2PRFIN20081120_032005_00000902074_00032_35156_3093.N1	20-NOV-2008 03:20:05	Twilight	90.000	51	41Gam1Leo	2.0100	4500.0	180	35156	No
27	GOM_NL__2PRFIN20081120_035129_00000582074_00033_35157_3106.N1	20-NOV-2008 03:51:29	Dark	57.500	117	Pi Pup	2.7060	3800.0	115	35157	No
28	GOM_NL__2PRFIN20081120_035533_00000762074_00033_35157_3107.N1	20-NOV-2008 03:55:33	Dark	75.500	23	21Eps CMa	1.5020	26000.	151	35157	No
29	GOM_NL__2PRFIN20081120_035752_00000892074_00033_35157_3108.N1	20-NOV-2008 03:57:52	Straylight	89.000	179	24Omi2CMa	3.0320	24000.	178	35157	No
30	GOM_NL__2PRFIN20081120_040309_00000962074_00033_35157_3109.N1	20-NOV-2008 04:03:09	Straylight	96.000	47	2Bet CMa	1.9760	28000.	192	35157	No
31	GOM_NL__2PRFIN20081120_040811_00000742074_00033_35157_3110.N1	20-NOV-2008 04:08:11	Straylight	74.000	7	19Bet Ori	0.10000	14000.	148	35157	No
32	GOM_NL__2PRFIN20081120_041223_000001002074_00033_35157_3111.N1	20-NOV-2008 04:12:23	Bright	100.00	30	46Eps Ori	1.6940	30000.	200	35157	No
33	GOM_NL__2PRFIN20081120_041704_00000572074_00033_35157_3112.N1	20-NOV-2008 04:17:04	Bright	57.000	13	87Alp Tau	0.86700	3800.0	114	35157	No
34	GOM_NL__2PRFIN20081120_042340_00000532074_00033_35157_3113.N1	20-NOV-2008 04:23:40	Bright	53.000	114	3Iot Aur	2.6930	4600.0	106	35157	No
35	GOM_NL__2PRFIN20081120_042804_00000542074_00033_35157_3114.N1	20-NOV-2008 04:28:04	Bright	53.500	6	13Alp Aur	0.080000	3400.0	107	35157	No
36	GOM_NL__2PRFIN20081120_043043_00000602074_00033_35157_3115.N1	20-NOV-2008 04:30:43	Bright	59.500	42	34Bet Aur	1.9000	10200.	119	35157	No
37	GOM_NL__2PRFIN20081120_044852_00000472074_00033_35157_3116.N1	20-NOV-2008 04:48:52	Bright	47.000	174	52Psi UMa	3.0040	4400.0	94	35157	No
38	GOM_NL__2PRFIN20081120_045806_00000522074_00033_35157_3117.N1	20-NOV-2008 04:58:06	Bright	52.000	96	68Del Leo	2.5600	9300.0	104	35157	No
39	GOM_NL__2PRFIN20081120_050042_00000972074_00033_35157_3118.N1	20-NOV-2008 05:00:42	Twilight	97.000	51	41Gam1Leo	2.0100	4500.0	194	35157	No
40	GOM_NL__2PRFIN20081120_053206_00000692074_00034_35158_3157.N1	20-NOV-2008 05:32:06	Dark	68.500	117	Pi Pup	2.7060	3800.0	137	35158	No
41	GOM_NL__2PRFIN20081120_053610_00000792074_00034_35158_3158.N1	20-NOV-2008 05:36:10	Dark	78.500	23	21Eps CMa	1.5020	26000.	157	35158	No
42	GOM_NL__2PRFIN20081120_053829_00000912074_00034_35158_3159.N1	20-NOV-2008 05:38:29	Straylight	91.000	179	24Omi2CMa	3.0320	24000.	182	35158	No



43	GOM_NL__2PRFIN20081120_054345_00000952074_00034_35158_3160.N1	20-NOV-2008 05:43:45	Straylight	94.500	47	2Bet CMa	1.9760	28000.	189	35158	No
44	GOM_NL__2PRFIN20081120_054847_00000742074_00034_35158_3161.N1	20-NOV-2008 05:48:47	Straylight	74.000	7	19Bet Ori	0.10000	14000.	148	35158	No
45	GOM_NL__2PRFIN20081120_055258_00000922074_00034_35158_3162.N1	20-NOV-2008 05:52:58	Bright	92.000	30	46Eps Ori	1.6940	30000.	184	35158	No
46	GOM_NL__2PRFIN20081120_055740_00000572074_00034_35158_3163.N1	20-NOV-2008 05:57:40	Bright	57.000	13	87Alp Tau	0.86700	3800.0	114	35158	No
47	GOM_NL__2PRFIN20081120_060415_00000522074_00034_35158_3164.N1	20-NOV-2008 06:04:15	Bright	51.500	114	3lot Aur	2.6930	4600.0	103	35158	No
48	GOM_NL__2PRFIN20081120_060839_00000542074_00034_35158_3165.N1	20-NOV-2008 06:08:39	Bright	53.500	6	13Alp Aur	0.080000	3400.0	107	35158	No
49	GOM_NL__2PRFIN20081120_061118_00000592074_00034_35158_3166.N1	20-NOV-2008 06:11:18	Bright	59.000	42	34Bet Aur	1.9000	10200.	118	35158	No
50	GOM_NL__2PRFIN20081120_062928_00000452074_00034_35158_3167.N1	20-NOV-2008 06:29:28	Bright	45.000	174	52Psi UMa	3.0040	4400.0	90	35158	No
51	GOM_NL__2PRFIN20081120_063842_00000512074_00034_35158_3168.N1	20-NOV-2008 06:38:42	Bright	51.000	96	68Del Leo	2.5600	9300.0	102	35158	No
52	GOM_NL__2PRFIN20081120_064119_00000972074_00034_35158_3169.N1	20-NOV-2008 06:41:19	Tw_i_and_stray	96.500	51	41Gam1Leo	2.0100	4500.0	193	35158	No
53	GOM_NL__2PRFIN20081120_064648_00001202074_00034_35158_3170.N1	20-NOV-2008 06:46:48	Straylight	119.50	22	32Alp Leo	1.3600	15200.	239	35158	No
54	GOM_NL__2PRFIN20081120_071243_00000642074_00035_35159_3203.N1	20-NOV-2008 07:12:43	Dark	64.000	117	Pi Pup	2.7060	3800.0	128	35159	No
55	GOM_NL__2PRFIN20081120_071647_00000752074_00035_35159_3204.N1	20-NOV-2008 07:16:47	Dark	75.000	23	21Eps CMa	1.5020	26000.	150	35159	No
56	GOM_NL__2PRFIN20081120_071906_00000922074_00035_35159_3205.N1	20-NOV-2008 07:19:06	Straylight	91.500	179	24Omi2CMa	3.0320	24000.	183	35159	No
57	GOM_NL__2PRFIN20081120_072422_00000952074_00035_35159_3206.N1	20-NOV-2008 07:24:22	Straylight	95.000	47	2Bet CMa	1.9760	28000.	190	35159	No
58	GOM_NL__2PRFIN20081120_072923_00000732074_00035_35159_3207.N1	20-NOV-2008 07:29:23	Straylight	72.500	7	19Bet Ori	0.10000	14000.	145	35159	No
59	GOM_NL__2PRFIN20081120_073334_00000882074_00035_35159_3208.N1	20-NOV-2008 07:33:34	Bright	88.000	30	46Eps Ori	1.6940	30000.	176	35159	No
60	GOM_NL__2PRFIN20081120_073815_00000572074_00035_35159_3209.N1	20-NOV-2008 07:38:15	Bright	57.000	13	87Alp Tau	0.86700	3800.0	114	35159	No
61	GOM_NL__2PRFIN20081120_074450_00000532074_00035_35159_3210.N1	20-NOV-2008 07:44:50	Bright	52.500	114	3lot Aur	2.6930	4600.0	105	35159	No
62	GOM_NL__2PRFIN20081120_074914_00000522074_00035_35159_3211.N1	20-NOV-2008 07:49:14	Bright	51.500	6	13Alp Aur	0.080000	3400.0	103	35159	No
63	GOM_NL__2PRFIN20081120_075152_00000592074_00035_35159_3212.N1	20-NOV-2008 07:51:52	Bright	59.000	42	34Bet Aur	1.9000	10200.	118	35159	No
64	GOM_NL__2PRFIN20081120_081004_00000472074_00035_35159_3213.N1	20-NOV-2008 08:10:04	Bright	47.000	174	52Psi UMa	3.0040	4400.0	94	35159	No
65	GOM_NL__2PRFIN20081120_081919_00000502074_00035_35159_3214.N1	20-NOV-2008 08:19:19	Bright	50.000	96	68Del Leo	2.5600	9300.0	100	35159	No
66	GOM_NL__2PRFIN20081120_082156_00000972074_00035_35159_3215.N1	20-NOV-2008 08:21:56	Tw_i_and_stray	97.000	51	41Gam1Leo	2.0100	4500.0	194	35159	No
67	GOM_NL__2PRFIN20081120_082726_00001262074_00035_35159_3216.N1	20-NOV-2008 08:27:26	Straylight	125.50	22	32Alp Leo	1.3600	15200.	251	35159	No
68	GOM_NL__2PRFIN20081120_085320_00000632074_00036_35160_3203.N1	20-NOV-2008 08:53:20	Dark	62.500	117	Pi Pup	2.7060	3800.0	125	35160	No
69	GOM_NL__2PRFIN20081120_085724_00000822074_00036_35160_3204.N1	20-NOV-2008 08:57:24	Dark	82.000	23	21Eps CMa	1.5020	26000.	164	35160	No
70	GOM_NL__2PRFIN20081120_085943_00000922074_00036_35160_3205.N1	20-NOV-2008 08:59:43	Straylight	91.500	179	24Omi2CMa	3.0320	24000.	183	35160	No
71	GOM_NL__2PRFIN20081120_090458_00000932074_00036_35160_3206.N1	20-NOV-2008 09:04:58	Straylight	92.500	47	2Bet CMa	1.9760	28000.	185	35160	No
72	GOM_NL__2PRFIN20081120_090958_00000732074_00036_35160_3207.N1	20-NOV-2008 09:09:58	Straylight	73.000	7	19Bet Ori	0.10000	14000.	146	35160	No
73	GOM_NL__2PRFIN20081120_091408_00000862074_00036_35160_3208.N1	20-NOV-2008 09:14:08	Bright	85.500	30	46Eps Ori	1.6940	30000.	171	35160	No
74	GOM_NL__2PRFIN20081120_091850_00000572074_00036_35160_3209.N1	20-NOV-2008 09:18:50	Bright	56.500	13	87Alp Tau	0.86700	3800.0	113	35160	No
75	GOM_NL__2PRFIN20081120_092524_00000562074_00036_35160_3210.N1	20-NOV-2008 09:25:24	Bright	55.500	114	3lot Aur	2.6930	4600.0	111	35160	No
76	GOM_NL__2PRFIN20081120_092950_00000522074_00036_35160_3211.N1	20-NOV-2008 09:29:50	Bright	52.000	6	13Alp Aur	0.080000	3400.0	104	35160	No
77	GOM_NL__2PRFIN20081120_093227_00000562074_00036_35160_3212.N1	20-NOV-2008 09:32:27	Bright	55.500	42	34Bet Aur	1.9000	10200.	111	35160	No
78	GOM_NL__2PRFIN20081120_095040_00000462074_00036_35160_3213.N1	20-NOV-2008 09:50:40	Bright	46.000	174	52Psi UMa	3.0040	4400.0	92	35160	No
79	GOM_NL__2PRFIN20081120_095955_00000532074_00036_35160_3214.N1	20-NOV-2008 09:59:55	Bright	53.000	96	68Del Leo	2.5600	9300.0	106	35160	No
80	GOM_NL__2PRFIN20081120_100233_00001022074_00036_35160_3215.N1	20-NOV-2008 10:02:33	Tw_i_and_stray	102.00	51	41Gam1Leo	2.0100	4500.0	204	35160	No
81	GOM_NL__2PRFIN20081120_100804_00001202074_00036_35160_3216.N1	20-NOV-2008 10:08:04	Straylight	120.00	22	32Alp Leo	1.3600	15200.	240	35160	No
82	GOM_NL__2PRFIN20081120_103357_00000622074_00037_35161_3210.N1	20-NOV-2008 10:33:57	Dark	62.000	117	Pi Pup	2.7060	3800.0	124	35161	No
83	GOM_NL__2PRFIN20081120_103801_00000722074_00037_35161_3211.N1	20-NOV-2008 10:38:01	Dark	71.500	23	21Eps CMa	1.5020	26000.	143	35161	No
84	GOM_NL__2PRFIN20081120_104020_00000902074_00037_35161_3212.N1	20-NOV-2008 10:40:20	Straylight	89.500	179	24Omi2CMa	3.0320	24000.	179	35161	No
85	GOM_NL__2PRFIN20081120_104534_00000952074_00037_35161_3213.N1	20-NOV-2008 10:45:34	Straylight	94.500	47	2Bet CMa	1.9760	28000.	189	35161	No
86	GOM_NL__2PRFIN20081120_105034_00000762074_00037_35161_3214.N1	20-NOV-2008 10:50:34	Straylight	75.500	7	19Bet Ori	0.10000	14000.	151	35161	No
87	GOM_NL__2PRFIN20081120_105443_00000872074_00037_35161_3215.N1	20-NOV-2008 10:54:43	Bright	87.000	30	46Eps Ori	1.6940	30000.	174	35161	No
88	GOM_NL__2PRFIN20081120_105925_00000562074_00037_35161_3216.N1	20-NOV-2008 10:59:25	Bright	55.500	13	87Alp Tau	0.86700	3800.0	111	35161	No
89	GOM_NL__2PRFIN20081120_110559_00000542074_00037_35161_3217.N1	20-NOV-2008 11:05:59	Bright	54.000	114	3lot Aur	2.6930	4600.0	108	35161	No
90	GOM_NL__2PRFIN20081120_111024_00000522074_00037_35161_3218.N1	20-NOV-2008 11:10:24	Bright	52.000	6	13Alp Aur	0.080000	3400.0	104	35161	No
91	GOM_NL__2PRFIN20081120_111302_00000582074_00037_35161_3219.N1	20-NOV-2008 11:13:02	Bright	57.500	42	34Bet Aur	1.9000	10200.	115	35161	No
92	GOM_NL__2PRFIN20081120_113115_00000472074_00037_35161_3220.N1	20-NOV-2008 11:31:15	Bright	47.000	174	52Psi UMa	3.0040	4400.0	94	35161	No
93	GOM_NL__2PRFIN20081120_114031_00000662074_00037_35161_3221.N1	20-NOV-2008 11:40:31	Bright	66.000	96	68Del Leo	2.5600	9300.0	132	35161	No
94	GOM_NL__2PRFIN20081120_114310_00000972074_00037_35161_3222.N1	20-NOV-2008 11:43:10	Tw_i_and_stray	96.500	51	41Gam1Leo	2.0100	4500.0	193	35161	No
95	GOM_NL__2PRFIN20081120_114842_00001202074_00037_35161_3223.N1	20-NOV-2008 11:48:42	Straylight	119.50	22	32Alp Leo	1.3600	15200.	239	35161	No
96	GOM_NL__2PRFIN20081120_121434_00000692074_00038_35162_3255.N1	20-NOV-2008 12:14:34	Dark	69.000	117	Pi Pup	2.7060	3800.0	138	35162	No
97	GOM_NL__2PRFIN20081120_121838_00000712074_00038_35162_3256.N1	20-NOV-2008 12:18:38	Dark	71.000	23	21Eps CMa	1.5020	26000.	142	35162	No
98	GOM_NL__2PRFIN20081120_122057_00000892074_00038_35162_3257.N1	20-NOV-2008 12:20:57	Straylight	88.500	179	24Omi2CMa	3.0320	24000.	177	35162	No
99	GOM_NL__2PRFIN20081120_122610_00000962074_00038_35162_3258.N1	20-NOV-2008 12:26:10	Straylight	95.500	47	2Bet CMa	1.9760	28000.	191	35162	No
100	GOM_NL__2PRFIN20081120_123110_00000762074_00038_35162_3259.N1	20-NOV-2008 12:31:10	Straylight	76.000	7	19Bet Ori	0.10000	14000.	152	35162	No
101	GOM_NL__2PRFIN20081120_123518_00000932074_00038_35162_3260.N1	20-NOV-2008 12:35:18	Bright	93.000	30	46Eps Ori	1.6940	30000.	186	35162	No

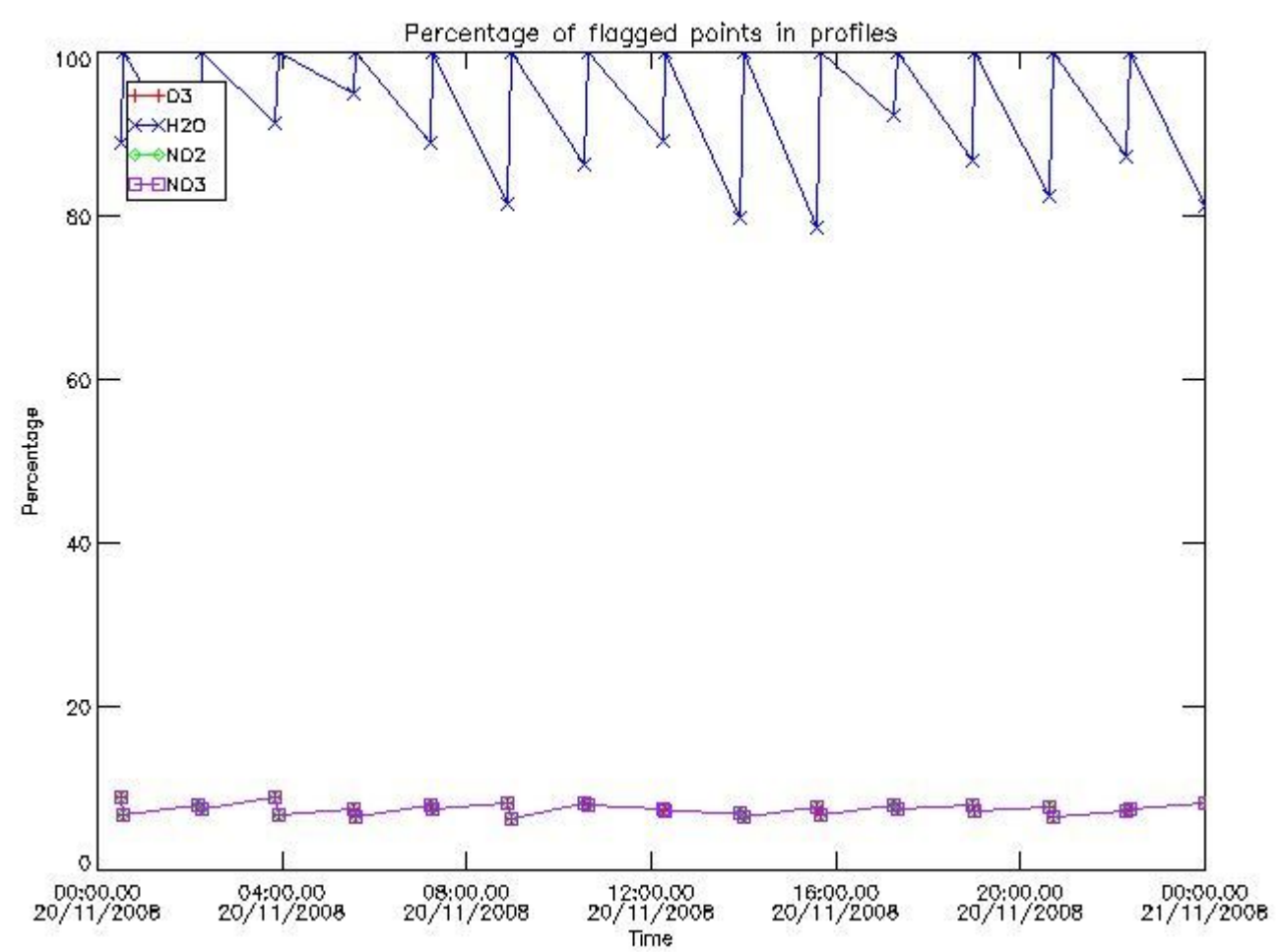
102	GOM_NL__2PRFIN20081120_124000_00000582074_00038_35162_3261.N1	20-NOV-2008 12:40:00	Bright	57.500	13	87Alp Tau	0.86700	3800.0	115	35162	No
103	GOM_NL__2PRFIN20081120_124634_00000552074_00038_35162_3262.N1	20-NOV-2008 12:46:34	Bright	54.500	114	3Iot Aur	2.6930	4600.0	109	35162	No
104	GOM_NL__2PRFIN20081120_125059_00000682074_00038_35162_3263.N1	20-NOV-2008 12:50:59	Bright	68.000	6	13Alp Aur	0.080000	3400.0	136	35162	No
105	GOM_NL__2PRFIN20081120_131151_00000472074_00038_35162_3264.N1	20-NOV-2008 13:11:51	Bright	47.000	174	52Psi UMa	3.0040	4400.0	94	35162	No
106	GOM_NL__2PRFIN20081120_132108_00000532074_00038_35162_3265.N1	20-NOV-2008 13:21:08	Bright	52.500	96	68Del Leo	2.5600	9300.0	105	35162	No
107	GOM_NL__2PRFIN20081120_132347_000001032074_00038_35162_3266.N1	20-NOV-2008 13:23:47	Tw_i_and_stray	102.50	51	41Gam1Leo	2.0100	4500.0	205	35162	No
108	GOM_NL__2PRFIN20081120_132920_000001132074_00038_35162_3267.N1	20-NOV-2008 13:29:20	Straylight	113.00	22	32Alp Leo	1.3600	15200.	226	35162	No
109	GOM_NL__2PRFIN20081120_135511_000000722074_00039_35163_3344.N1	20-NOV-2008 13:55:11	Dark	72.000	117	Pi Pup	2.7060	3800.0	144	35163	No
110	GOM_NL__2PRFIN20081120_135914_000000792074_00039_35163_3345.N1	20-NOV-2008 13:59:14	Dark	78.500	23	21Eps CMa	1.5020	26000.	157	35163	No
111	GOM_NL__2PRFIN20081120_140134_000000882074_00039_35163_3346.N1	20-NOV-2008 14:01:34	Straylight	88.000	179	24Omi2CMa	3.0320	24000.	176	35163	No
112	GOM_NL__2PRFIN20081120_140646_000000912074_00039_35163_3347.N1	20-NOV-2008 14:06:46	Straylight	91.000	47	2Bet CMa	1.9760	28000.	182	35163	No
113	GOM_NL__2PRFIN20081120_141145_000000722074_00039_35163_3348.N1	20-NOV-2008 14:11:45	Straylight	71.500	7	19Bet Ori	0.10000	14000.	143	35163	No
114	GOM_NL__2PRFIN20081120_141553_000000892074_00039_35163_3349.N1	20-NOV-2008 14:15:53	Bright	89.000	30	46Eps Ori	1.6940	30000.	178	35163	No
115	GOM_NL__2PRFIN20081120_142036_000000572074_00039_35163_3350.N1	20-NOV-2008 14:20:36	Bright	57.000	13	87Alp Tau	0.86700	3800.0	114	35163	No
116	GOM_NL__2PRFIN20081120_142709_000000532074_00039_35163_3351.N1	20-NOV-2008 14:27:09	Bright	53.000	114	3Iot Aur	2.6930	4600.0	106	35163	No
117	GOM_NL__2PRFIN20081120_143134_000000532074_00039_35163_3352.N1	20-NOV-2008 14:31:34	Bright	52.500	6	13Alp Aur	0.080000	3400.0	105	35163	No
118	GOM_NL__2PRFIN20081120_143411_000000602074_00039_35163_3353.N1	20-NOV-2008 14:34:11	Bright	59.500	42	34Bet Aur	1.9000	10200.	119	35163	No
119	GOM_NL__2PRFIN20081120_145227_000000452074_00039_35163_3354.N1	20-NOV-2008 14:52:27	Bright	44.500	174	52Psi UMa	3.0040	4400.0	89	35163	No
120	GOM_NL__2PRFIN20081120_150144_000000522074_00039_35163_3355.N1	20-NOV-2008 15:01:44	Bright	51.500	96	68Del Leo	2.5600	9300.0	103	35163	No
121	GOM_NL__2PRFIN20081120_150424_000000942074_00039_35163_3356.N1	20-NOV-2008 15:04:24	Tw_i_and_stray	93.500	51	41Gam1Leo	2.0100	4500.0	187	35163	No
122	GOM_NL__2PRFIN20081120_150958_000001132074_00039_35163_3357.N1	20-NOV-2008 15:09:58	Straylight	113.00	22	32Alp Leo	1.3600	15200.	226	35163	No
123	GOM_NL__2PRFIN20081120_153548_000000662074_00040_35164_3373.N1	20-NOV-2008 15:35:48	Dark	66.000	117	Pi Pup	2.7060	3800.0	132	35164	No
124	GOM_NL__2PRFIN20081120_153952_000000772074_00040_35164_3374.N1	20-NOV-2008 15:39:52	Dark	76.500	23	21Eps CMa	1.5020	26000.	153	35164	No
125	GOM_NL__2PRFIN20081120_154211_000000882074_00040_35164_3375.N1	20-NOV-2008 15:42:11	Straylight	87.500	179	24Omi2CMa	3.0320	24000.	175	35164	No
126	GOM_NL__2PRFIN20081120_154723_000000922074_00040_35164_3376.N1	20-NOV-2008 15:47:23	Straylight	91.500	47	2Bet CMa	1.9760	28000.	183	35164	No
127	GOM_NL__2PRFIN20081120_155221_000000732074_00040_35164_3377.N1	20-NOV-2008 15:52:21	Straylight	72.500	7	19Bet Ori	0.10000	14000.	145	35164	No
128	GOM_NL__2PRFIN20081120_155629_000000872074_00040_35164_3378.N1	20-NOV-2008 15:56:29	Bright	86.500	30	46Eps Ori	1.6940	30000.	173	35164	No
129	GOM_NL__2PRFIN20081120_160111_000000562074_00040_35164_3379.N1	20-NOV-2008 16:01:11	Bright	56.000	13	87Alp Tau	0.86700	3800.0	112	35164	No
130	GOM_NL__2PRFIN20081120_160744_000000542074_00040_35164_3380.N1	20-NOV-2008 16:07:44	Bright	53.500	114	3Iot Aur	2.6930	4600.0	107	35164	No
131	GOM_NL__2PRFIN20081120_161210_000000522074_00040_35164_3381.N1	20-NOV-2008 16:12:10	Bright	52.000	6	13Alp Aur	0.080000	3400.0	104	35164	No
132	GOM_NL__2PRFIN20081120_161446_000000572074_00040_35164_3382.N1	20-NOV-2008 16:14:46	Bright	57.000	42	34Bet Aur	1.9000	10200.	114	35164	No
133	GOM_NL__2PRFIN20081120_163303_000000442074_00040_35164_3383.N1	20-NOV-2008 16:33:03	Bright	44.000	174	52Psi UMa	3.0040	4400.0	88	35164	No
134	GOM_NL__2PRFIN20081120_164221_000000522074_00040_35164_3384.N1	20-NOV-2008 16:42:21	Bright	52.000	96	68Del Leo	2.5600	9300.0	104	35164	No
135	GOM_NL__2PRFIN20081120_164502_000001012074_00040_35164_3385.N1	20-NOV-2008 16:45:02	Tw_i_and_stray	101.00	51	41Gam1Leo	2.0100	4500.0	202	35164	No
136	GOM_NL__2PRFIN20081120_165037_000001052074_00040_35164_3386.N1	20-NOV-2008 16:50:37	Straylight	105.00	22	32Alp Leo	1.3600	15200.	210	35164	No
137	GOM_NL__2PRFIN20081120_171626_000000652074_00041_35165_3387.N1	20-NOV-2008 17:16:26	Dark	64.500	117	Pi Pup	2.7060	3800.0	129	35165	No
138	GOM_NL__2PRFIN20081120_172029_000000762074_00041_35165_3388.N1	20-NOV-2008 17:20:29	Dark	75.500	23	21Eps CMa	1.5020	26000.	151	35165	No
139	GOM_NL__2PRFIN20081120_172248_000000932074_00041_35165_3389.N1	20-NOV-2008 17:22:48	Straylight	93.000	179	24Omi2CMa	3.0320	24000.	186	35165	No
140	GOM_NL__2PRFIN20081120_172759_000000932074_00041_35165_3390.N1	20-NOV-2008 17:27:59	Straylight	92.500	47	2Bet CMa	1.9760	28000.	185	35165	No
141	GOM_NL__2PRFIN20081120_173257_000000812074_00041_35165_3391.N1	20-NOV-2008 17:32:57	Straylight	80.500	7	19Bet Ori	0.10000	14000.	161	35165	No
142	GOM_NL__2PRFIN20081120_173704_000000822074_00041_35165_3392.N1	20-NOV-2008 17:37:04	Tw_i_and_stray	82.000	30	46Eps Ori	1.6940	30000.	164	35165	No
143	GOM_NL__2PRFIN20081120_174146_000000572074_00041_35165_3393.N1	20-NOV-2008 17:41:46	Bright	56.500	13	87Alp Tau	0.86700	3800.0	113	35165	No
144	GOM_NL__2PRFIN20081120_174820_000000542074_00041_35165_3394.N1	20-NOV-2008 17:48:20	Bright	54.000	114	3Iot Aur	2.6930	4600.0	108	35165	No
145	GOM_NL__2PRFIN20081120_175245_000000542074_00041_35165_3395.N1	20-NOV-2008 17:52:45	Bright	53.500	6	13Alp Aur	0.080000	3400.0	107	35165	No
146	GOM_NL__2PRFIN20081120_175521_000000572074_00041_35165_3396.N1	20-NOV-2008 17:55:21	Bright	56.500	42	34Bet Aur	1.9000	10200.	113	35165	No
147	GOM_NL__2PRFIN20081120_181339_000000672074_00041_35165_3397.N1	20-NOV-2008 18:13:39	Bright	67.000	174	52Psi UMa	3.0040	4400.0	134	35165	No
148	GOM_NL__2PRFIN20081120_182257_000000542074_00041_35165_3398.N1	20-NOV-2008 18:22:57	Bright	53.500	96	68Del Leo	2.5600	9300.0	107	35165	No
149	GOM_NL__2PRFIN20081120_182539_000000962074_00041_35165_3399.N1	20-NOV-2008 18:25:39	Tw_i_and_stray	96.000	51	41Gam1Leo	2.0100	4500.0	192	35165	No
150	GOM_NL__2PRFIN20081120_183115_000001052074_00041_35165_3400.N1	20-NOV-2008 18:31:15	Straylight	105.00	22	32Alp Leo	1.3600	15200.	210	35165	No
151	GOM_NL__2PRFIN20081120_185703_000000652074_00042_35166_3418.N1	20-NOV-2008 18:57:03	Dark	65.000	117	Pi Pup	2.7060	3800.0	130	35166	No
152	GOM_NL__2PRFIN20081120_190106_000000792074_00042_35166_3419.N1	20-NOV-2008 19:01:06	Dark	78.500	23	21Eps CMa	1.5020	26000.	157	35166	No
153	GOM_NL__2PRFIN20081120_190325_000000922074_00042_35166_3420.N1	20-NOV-2008 19:03:25	Straylight	91.500	179	24Omi2CMa	3.0320	24000.	183	35166	No
154	GOM_NL__2PRFIN20081120_190835_000000912074_00042_35166_3421.N1	20-NOV-2008 19:08:35	Straylight	90.500	47	2Bet CMa	1.9760	28000.	181	35166	No
155	GOM_NL__2PRFIN20081120_191333_000000832074_00042_35166_3422.N1	20-NOV-2008 19:13:33	Straylight	82.500	7	19Bet Ori	0.10000	14000.	165	35166	No
156	GOM_NL__2PRFIN20081120_191739_000000882074_00042_35166_3423.N1	20-NOV-2008 19:17:39	Bright	87.500	30	46Eps Ori	1.6940	30000.	175	35166	No
157	GOM_NL__2PRFIN20081120_192222_000000582074_00042_35166_3424.N1	20-NOV-2008 19:22:22	Bright	57.500	13	87Alp Tau	0.86700	3800.0	115	35166	No
158	GOM_NL__2PRFIN20081120_192855_000000522074_00042_35166_3425.N1	20-NOV-2008 19:28:55	Bright	51.500	114	3Iot Aur	2.6930	4600.0	103	35166	No
159	GOM_NL__2PRFIN20081120_193320_000000742074_00042_35166_3426.N1	20-NOV-2008 19:33:20	Bright	74.000	6	13Alp Aur	0.080000	3400.0	148	35166	No
160	GOM_NL__2PRFIN20081120_193555_000000542074_00042_35166_3427.N1	20-NOV-2008 19:35:55	Bright	54.000	42	34Bet Aur	1.9000	10200.	108	35166	No

161	GOM_NL__2PRFIN20081120_195415_000000482074_00042_35166_3428.N1	20-NOV-2008 19:54:15	Bright	48.000	174	52Psi UMa	3.0040	4400.0	96	35166	No
162	GOM_NL__2PRFIN20081120_200334_000000642074_00042_35166_3429.N1	20-NOV-2008 20:03:34	Bright	63.500	96	68Del Leo	2.5600	9300.0	127	35166	No
163	GOM_NL__2PRFIN20081120_200616_000001032074_00042_35166_3430.N1	20-NOV-2008 20:06:16	Twilight	102.50	51	41Gam1Leo	2.0100	4500.0	205	35166	No
164	GOM_NL__2PRFIN20081120_201153_000000972074_00042_35166_3431.N1	20-NOV-2008 20:11:53	Straylight	97.000	22	32Alp Leo	1.3600	15200.	194	35166	No
165	GOM_NL__2PRFIN20081120_203740_000000662074_00043_35167_3444.N1	20-NOV-2008 20:37:40	Dark	66.000	117	Pi Pup	2.7060	3800.0	132	35167	No
166	GOM_NL__2PRFIN20081120_204143_000000772074_00043_35167_3445.N1	20-NOV-2008 20:41:43	Dark	77.000	23	21Eps CMa	1.5020	26000.	154	35167	No
167	GOM_NL__2PRFIN20081120_204402_000000892074_00043_35167_3446.N1	20-NOV-2008 20:44:02	Straylight	89.000	179	24Omi2CMa	3.0320	24000.	178	35167	No
168	GOM_NL__2PRFIN20081120_204911_000000892074_00043_35167_3447.N1	20-NOV-2008 20:49:11	Straylight	88.500	47	2Bet CMa	1.9760	28000.	177	35167	No
169	GOM_NL__2PRFIN20081120_205409_000000712074_00043_35167_3448.N1	20-NOV-2008 20:54:09	Straylight	71.000	7	19Bet Ori	0.10000	14000.	142	35167	No
170	GOM_NL__2PRFIN20081120_205814_000000892074_00043_35167_3449.N1	20-NOV-2008 20:58:14	Bright	89.000	30	46Eps Ori	1.6940	30000.	178	35167	No
171	GOM_NL__2PRFIN20081120_210257_000000562074_00043_35167_3450.N1	20-NOV-2008 21:02:57	Bright	55.500	13	87Alp Tau	0.86700	3800.0	111	35167	No
172	GOM_NL__2PRFIN20081120_210930_000000542074_00043_35167_3451.N1	20-NOV-2008 21:09:30	Bright	53.500	114	3Iot Aur	2.6930	4600.0	107	35167	No
173	GOM_NL__2PRFIN20081120_211355_000000522074_00043_35167_3452.N1	20-NOV-2008 21:13:55	Bright	52.000	6	13Alp Aur	0.080000	3400.0	104	35167	No
174	GOM_NL__2PRFIN20081120_211630_000000592074_00043_35167_3453.N1	20-NOV-2008 21:16:30	Bright	59.000	42	34Bet Aur	1.9000	10200.	118	35167	No
175	GOM_NL__2PRFIN20081120_213450_000000472074_00043_35167_3454.N1	20-NOV-2008 21:34:50	Bright	47.000	174	52Psi UMa	3.0040	4400.0	94	35167	No
176	GOM_NL__2PRFIN20081120_214410_000000522074_00043_35167_3455.N1	20-NOV-2008 21:44:10	Bright	51.500	96	68Del Leo	2.5600	9300.0	103	35167	No
177	GOM_NL__2PRFIN20081120_214653_000001012074_00043_35167_3456.N1	20-NOV-2008 21:46:53	Twilight	101.00	51	41Gam1Leo	2.0100	4500.0	202	35167	No
178	GOM_NL__2PRFIN20081120_215232_000000972074_00043_35167_3457.N1	20-NOV-2008 21:52:32	Straylight	97.000	22	32Alp Leo	1.3600	15200.	194	35167	No
179	GOM_NL__2PRFIN20081120_221817_000000712074_00044_35168_3498.N1	20-NOV-2008 22:18:17	Dark	70.500	117	Pi Pup	2.7060	3800.0	141	35168	No
180	GOM_NL__2PRFIN20081120_222220_000000752074_00044_35168_3499.N1	20-NOV-2008 22:22:20	Dark	75.000	23	21Eps CMa	1.5020	26000.	150	35168	No
181	GOM_NL__2PRFIN20081120_222439_000000882074_00044_35168_3500.N1	20-NOV-2008 22:24:39	Straylight	87.500	179	24Omi2CMa	3.0320	24000.	175	35168	No
182	GOM_NL__2PRFIN20081120_222948_000000922074_00044_35168_3501.N1	20-NOV-2008 22:29:48	Straylight	92.000	47	2Bet CMa	1.9760	28000.	184	35168	No
183	GOM_NL__2PRFIN20081120_223444_000000672074_00044_35168_3502.N1	20-NOV-2008 22:34:44	Straylight	66.500	7	19Bet Ori	0.10000	14000.	133	35168	No
184	GOM_NL__2PRFIN20081120_223849_000000912074_00044_35168_3503.N1	20-NOV-2008 22:38:49	Bright	90.500	30	46Eps Ori	1.6940	30000.	181	35168	No
185	GOM_NL__2PRFIN20081120_224332_000000572074_00044_35168_3504.N1	20-NOV-2008 22:43:32	Bright	56.500	13	87Alp Tau	0.86700	3800.0	113	35168	No
186	GOM_NL__2PRFIN20081120_225004_000000532074_00044_35168_3505.N1	20-NOV-2008 22:50:04	Bright	53.000	114	3Iot Aur	2.6930	4600.0	106	35168	No
187	GOM_NL__2PRFIN20081120_225430_000000602074_00044_35168_3506.N1	20-NOV-2008 22:54:30	Bright	59.500	6	13Alp Aur	0.080000	3400.0	119	35168	No
188	GOM_NL__2PRFIN20081120_225705_000000572074_00044_35168_3507.N1	20-NOV-2008 22:57:05	Bright	56.500	42	34Bet Aur	1.9000	10200.	113	35168	No
189	GOM_NL__2PRFIN20081120_231526_000000472074_00044_35168_3508.N1	20-NOV-2008 23:15:26	Bright	47.000	174	52Psi UMa	3.0040	4400.0	94	35168	No
190	GOM_NL__2PRFIN20081120_232446_000000552074_00044_35168_3509.N1	20-NOV-2008 23:24:46	Bright	54.500	96	68Del Leo	2.5600	9300.0	109	35168	No
191	GOM_NL__2PRFIN20081120_232730_000000992074_00044_35168_3510.N1	20-NOV-2008 23:27:30	Twilight	98.500	51	41Gam1Leo	2.0100	4500.0	197	35168	No
192	GOM_NL__2PRFIN20081120_233310_000000892074_00044_35168_3511.N1	20-NOV-2008 23:33:10	Straylight	89.000	22	32Alp Leo	1.3600	15200.	178	35168	No
193	GOM_NL__2PRFIN20081120_235854_000000622074_00045_35169_3513.N1	20-NOV-2008 23:58:54	Dark	62.000	117	Pi Pup	2.7060	3800.0	124	35169	No

### 3. Quality information per product

In this section it is plotted some information contained in the Quality Summary data set of the level 2 products. Only products in dark limb conditions and without errors (error flag in the MPH set to "0") are used.

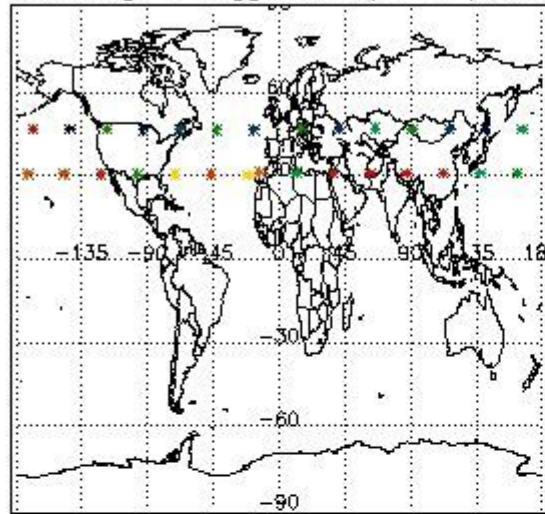
#### 3.1 Plot quality information per product (time dependant)



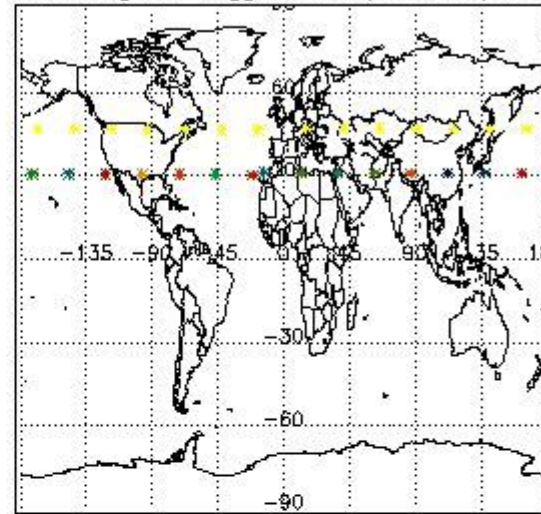
3.2 Plot quality information per product (world map)




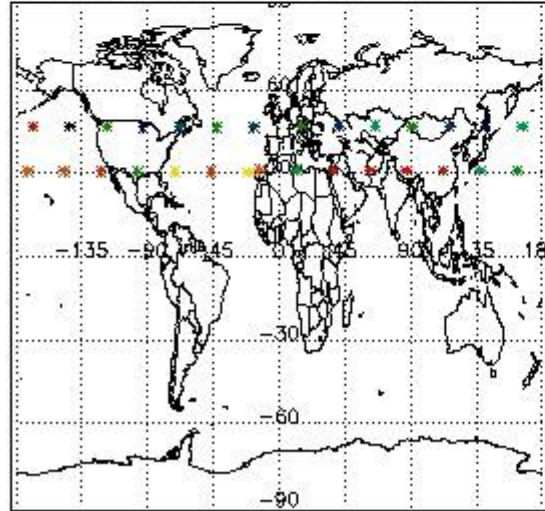
Percentage of flagged data per O3 profile



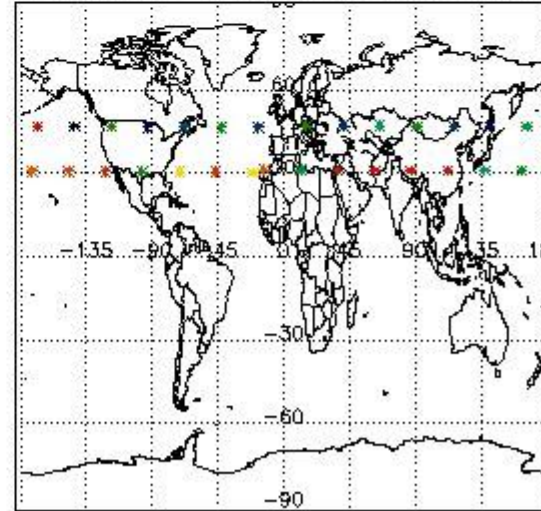
Percentage of flagged data per H2O profile



Percentage of flagged data per NO2 profile



Percentage of flagged data per NO3 profile

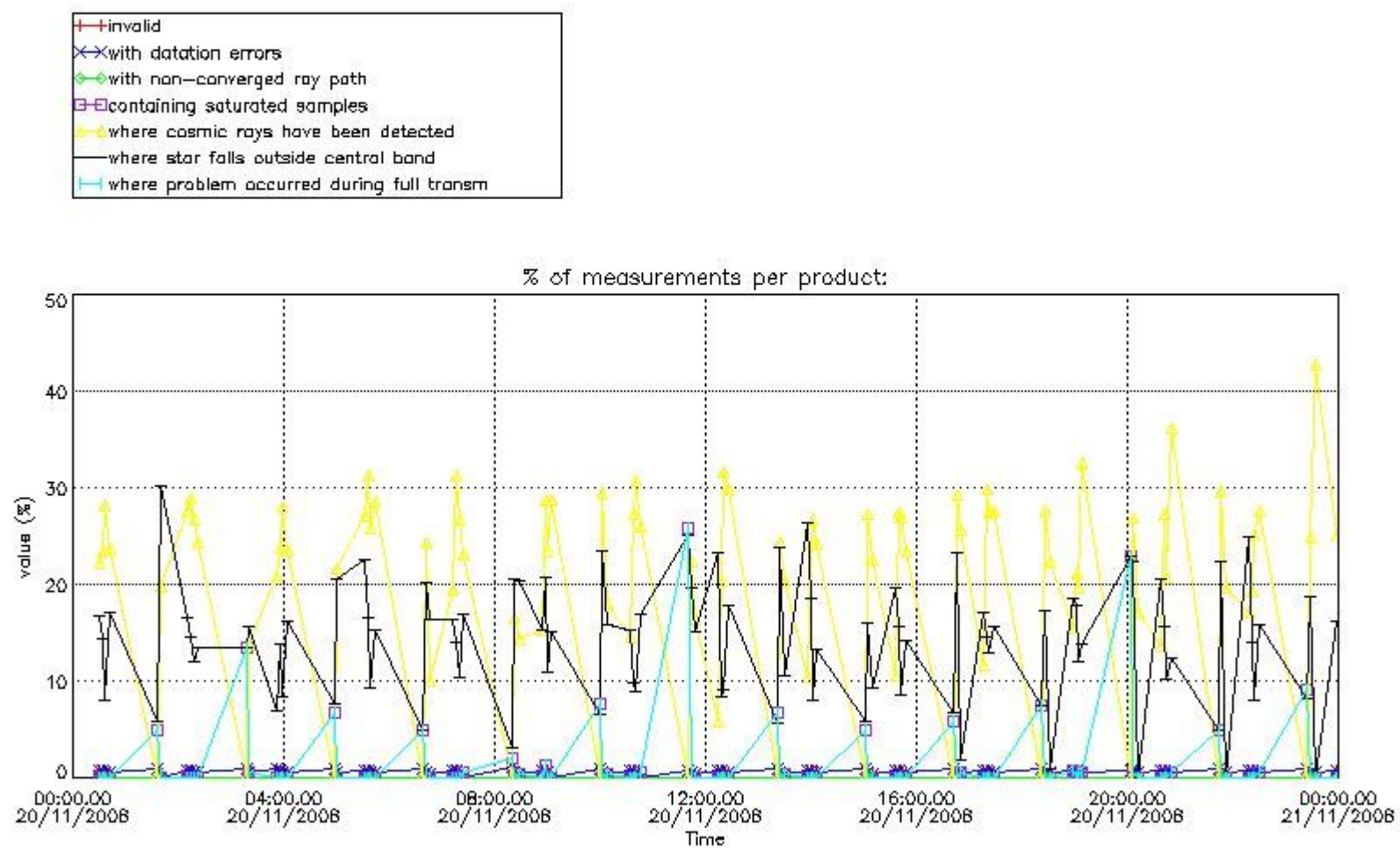


#### 4. Level 1 quality information per product

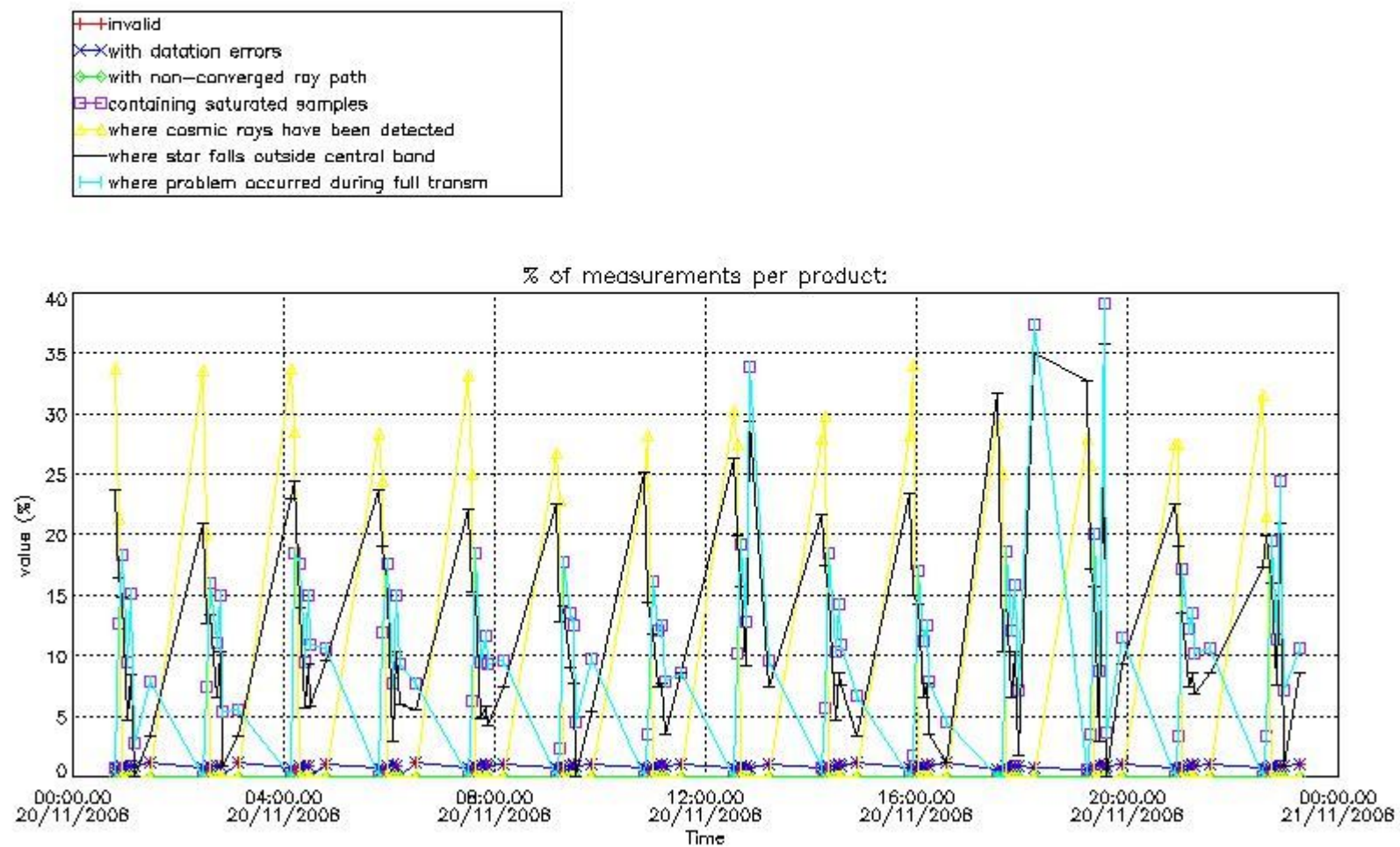
In this section it is plotted some information contained in the Quality Summary data set of the level 2 products that comes from the level 1b processing. Products without errors (error flag in the MPH set to "0") are used.

##### 4.1 Plot quality information per product (time dependant) coming from level 1b processing

###### 4.1.1 Plot level 1 quality information per product (time dependant): ENVISAT ASCENDING passes



4.1.2 Plot level 1 quality information per product (time dependant): ENVI SAT DESCENDING passes


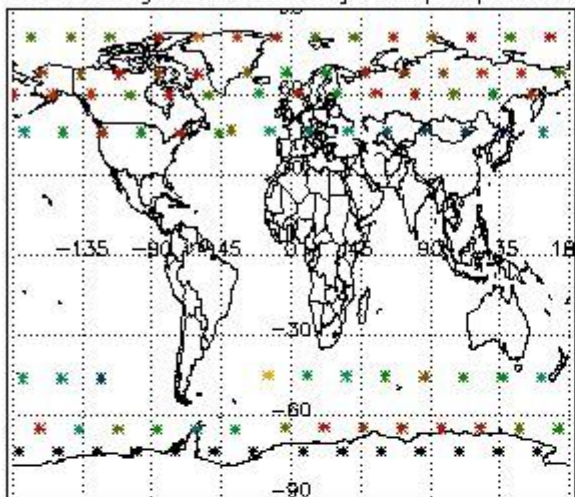


4.2 Plot quality information per product coming from level 1b processing (world map)

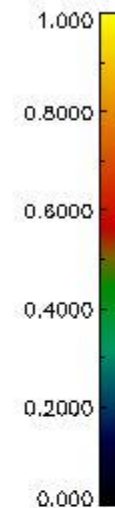
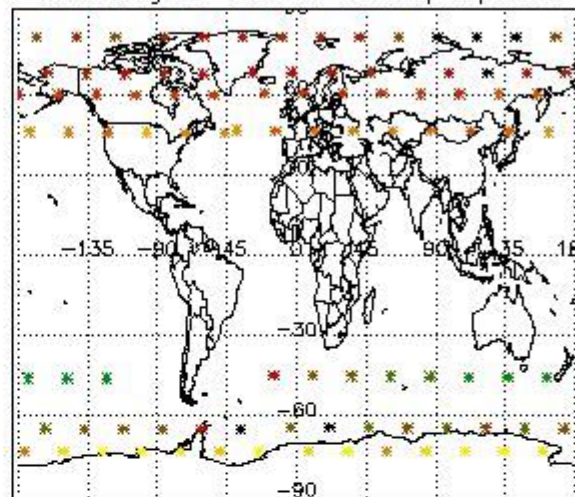
4.2.1 Plot level 1 quality information per product (world map): ENVISAT ASCENDING passes




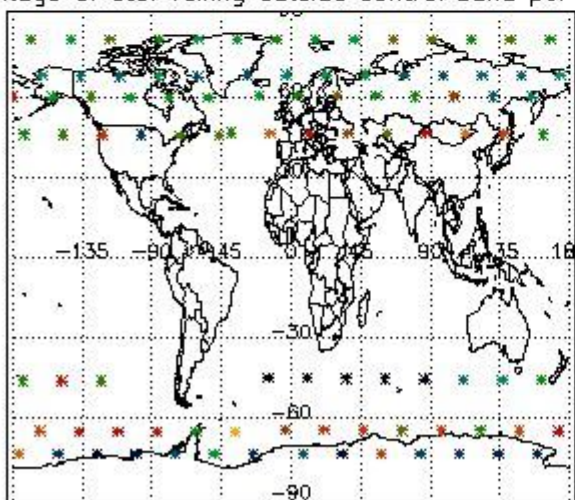
Percentage of cosmic ray hits per profile



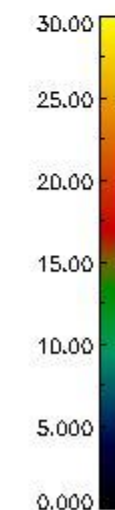
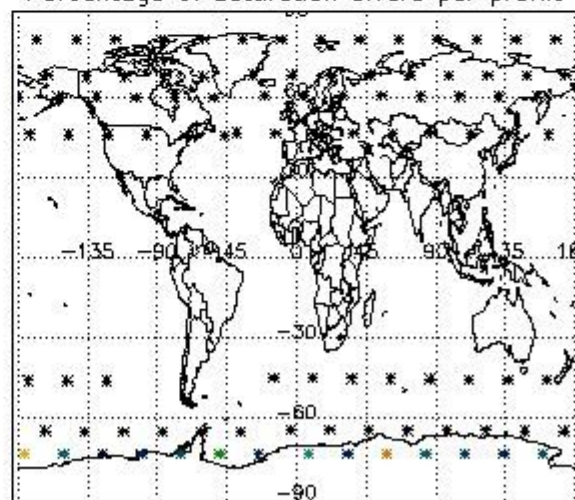
Percentage of datation errors per profile



Percentage of star falling outside central band per profile



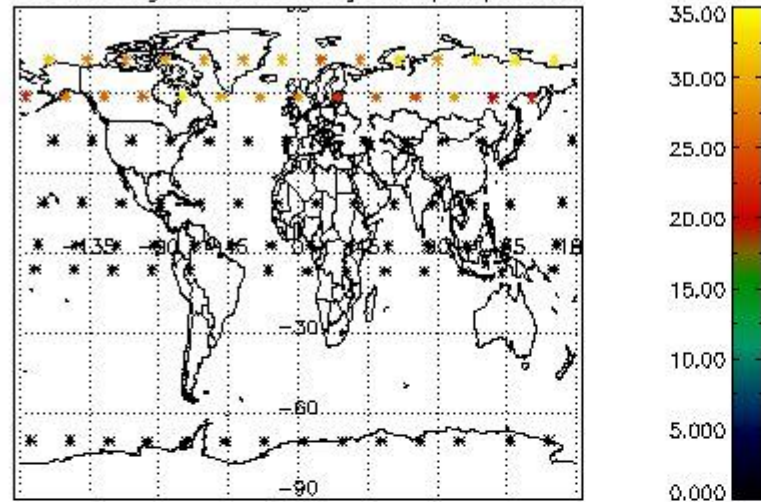
Percentage of saturation errors per profile



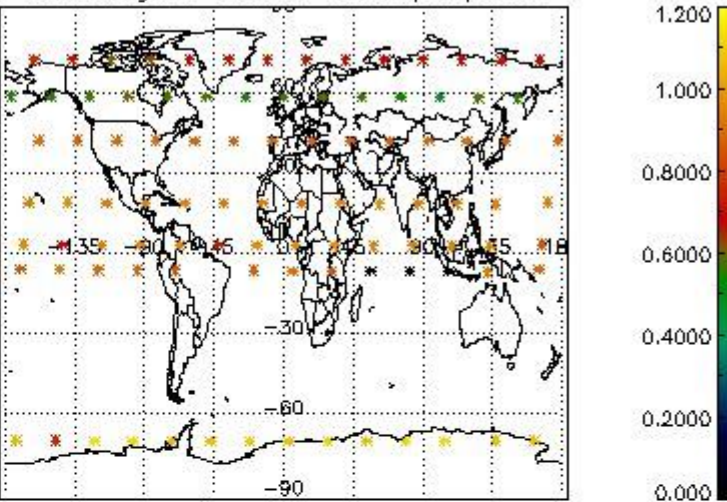
4.2.2 Plot level 1 quality information per product (world map): ENVISAT DESCENDING passes



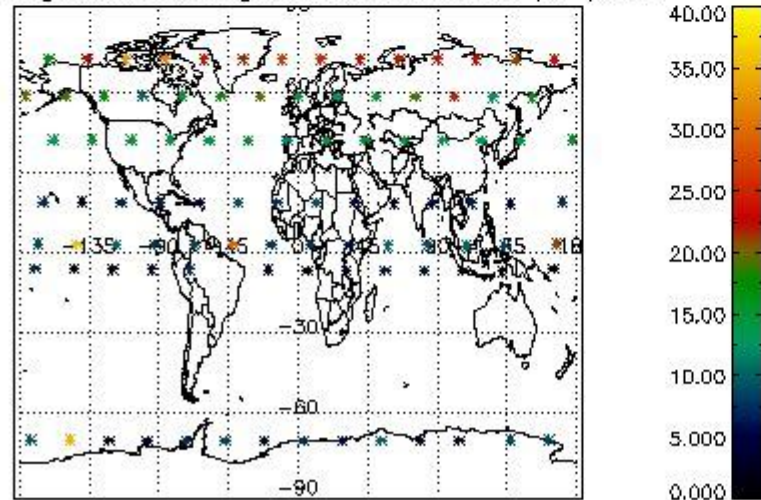
Percentage of cosmic ray hits per profile



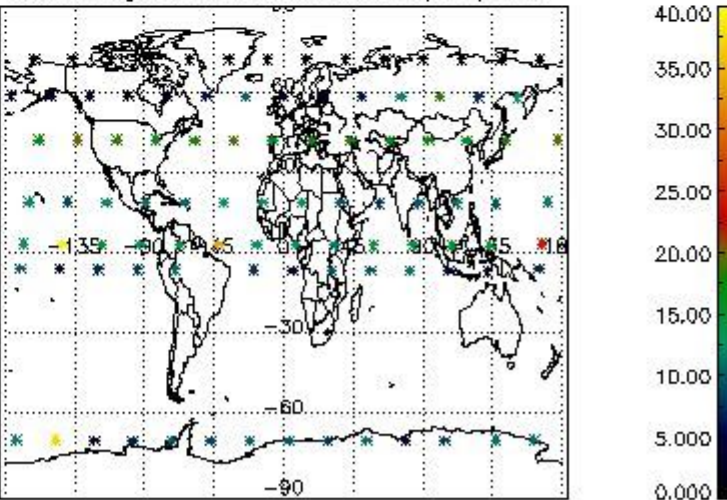
Percentage of datation errors per profile



Percentage of star falling outside central band per profile



Percentage of saturation errors per profile



## 5. Trace gas profiles

### 5.1 Ozone statistics based on quality of products

The final quality of the products can be "measured" using the STD (Standard Deviation) attached to every point profile. This information is written to the parameter GOM\_NL\_\_2P/NL\_LOCAL\_SPECIES\_DENSITY/o3\_std of the level 2 products. The table below shows the statistics for given STD ranges.

The statistics are given with respect to the overall valid production:

- Products without fatal errors: GOM\_NL\_\_2P/MPH/PRODUCT\_ERR=0
- Valid point profile: GOM\_NL\_\_2P/NL\_LOCAL\_SPECIES\_DENSITY/pcd(0)=0

The 'Criteria' is applied to valid points of dark limb products:

- Products in dark limb illumination condition: GOM\_NL\_\_2P/NL\_SUMMARY\_QUALITY/obs\_ill\_cond=0
- Products without fatal errors: GOM\_NL\_\_2P/MPH/PRODUCT\_ERR=0
- Valid point profile: GOM\_NL\_\_2P/NL\_LOCAL\_SPECIES\_DENSITY/pcd(0)=0

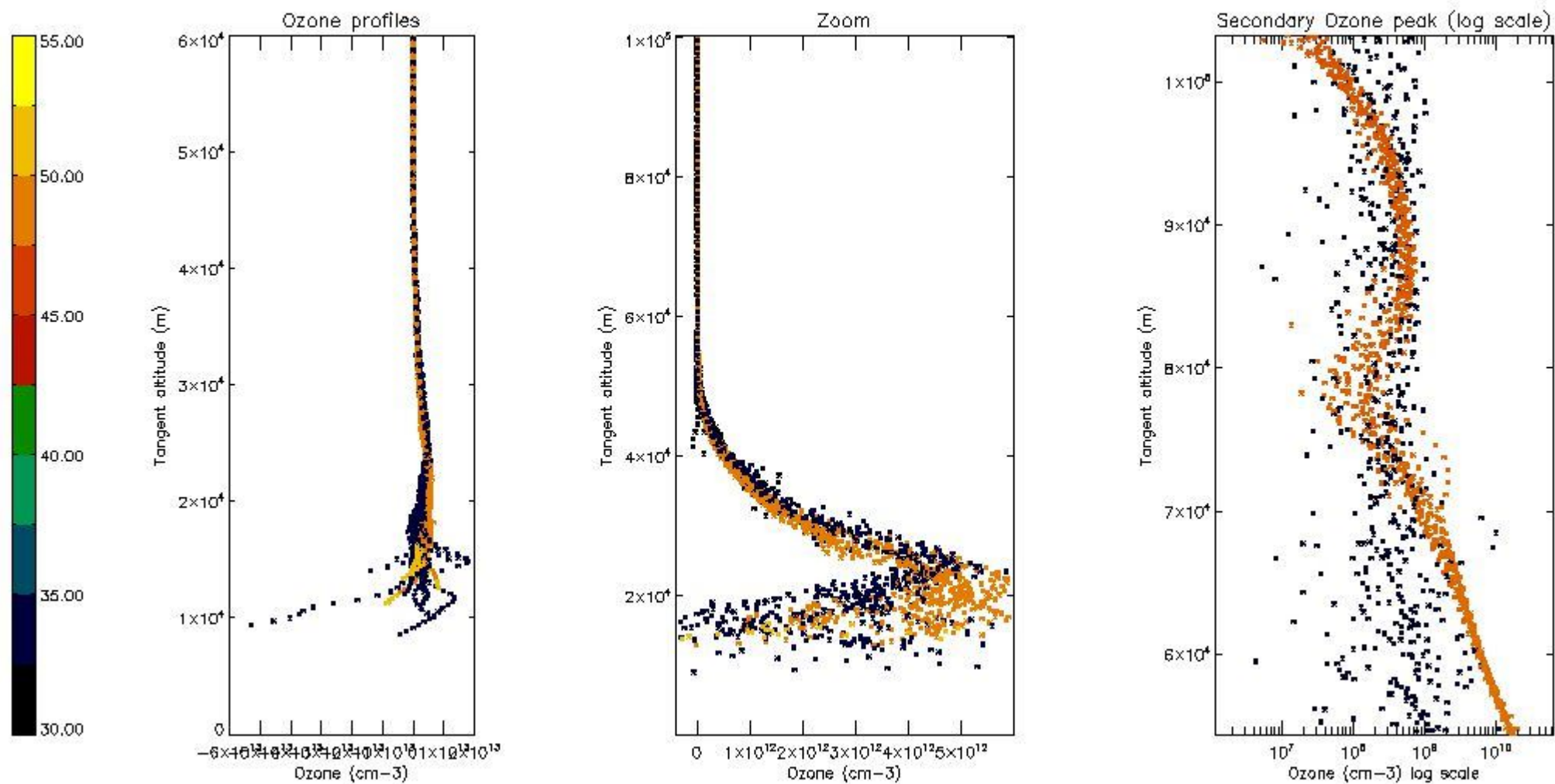
So, the table below shows the percentage of dark limb and valid observations for each criteria with respect to the overall valid daily observations.

Criteria	% of total production
All STD	15
STD < 20	7

STD < 10	6
STD < 5	5

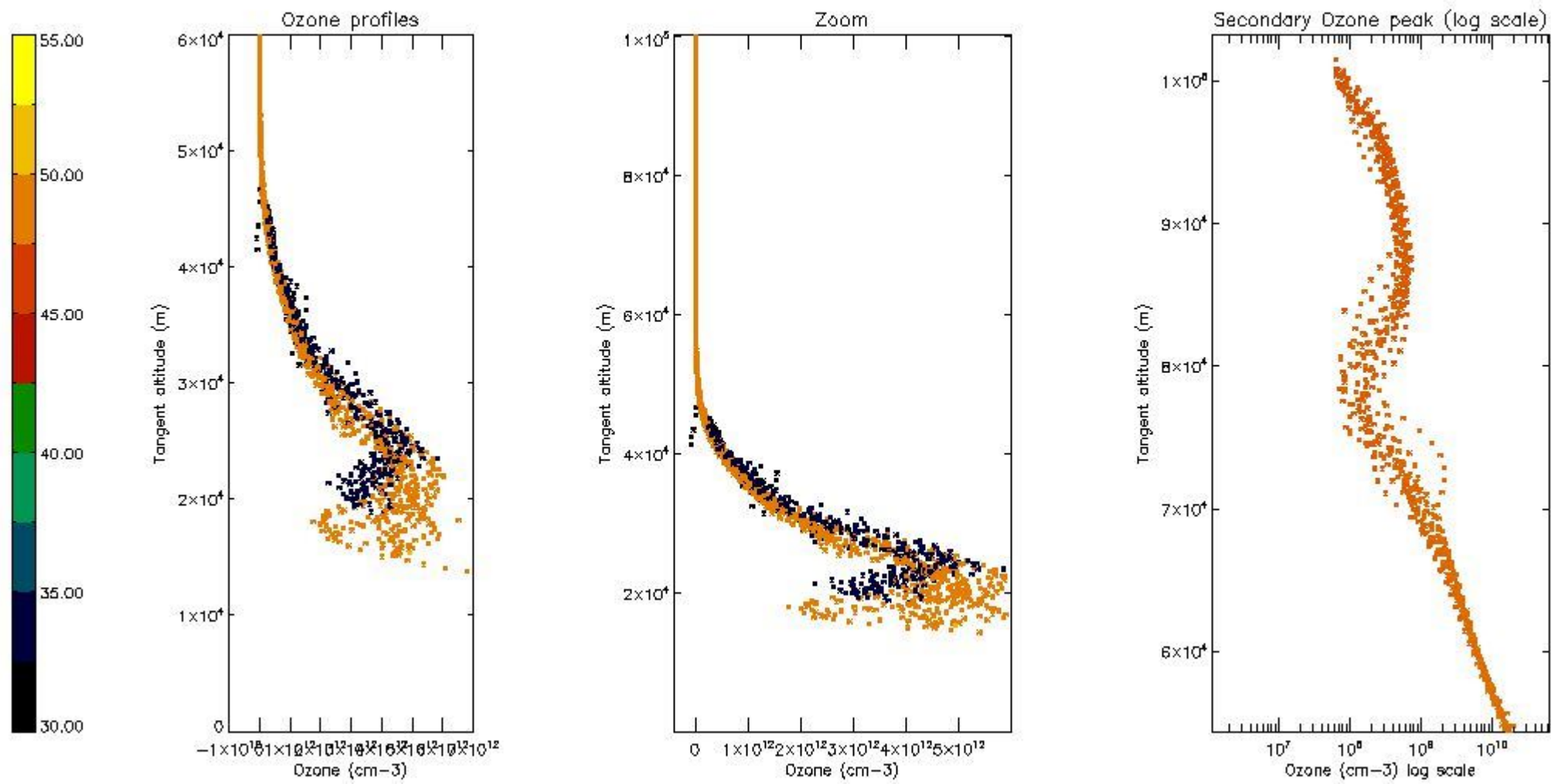
5.2 Plot ozone profiles for all STD (dark without errors)

The colorbar represents the latitude.



5.3 Plot ozone profiles where STD < 20% (dark without errors)

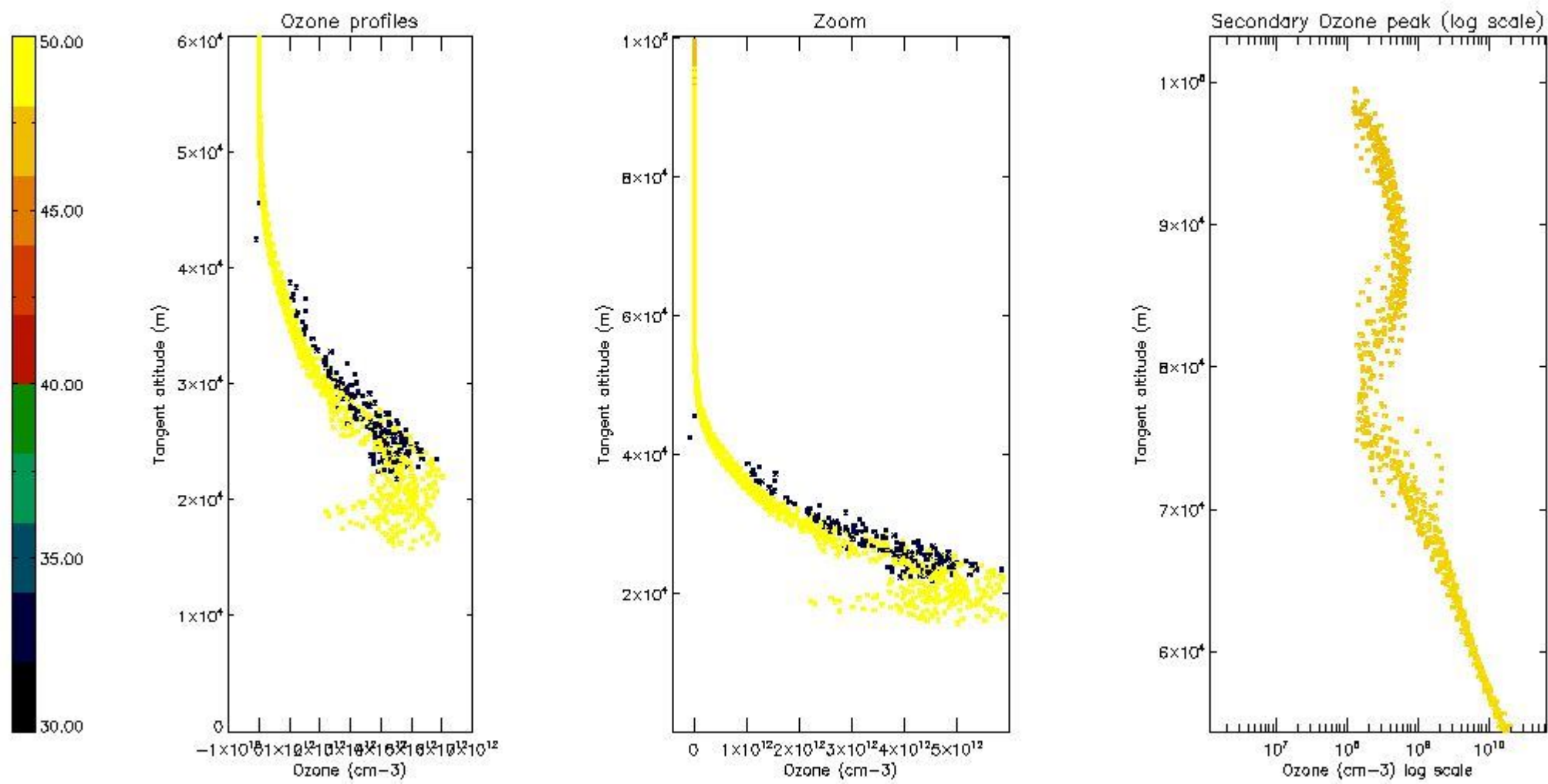
The colorbar represents the latitude.



*5.4 Plot ozone profiles where STD < 10% (dark without errors)*

The colorbar represents the latitude.

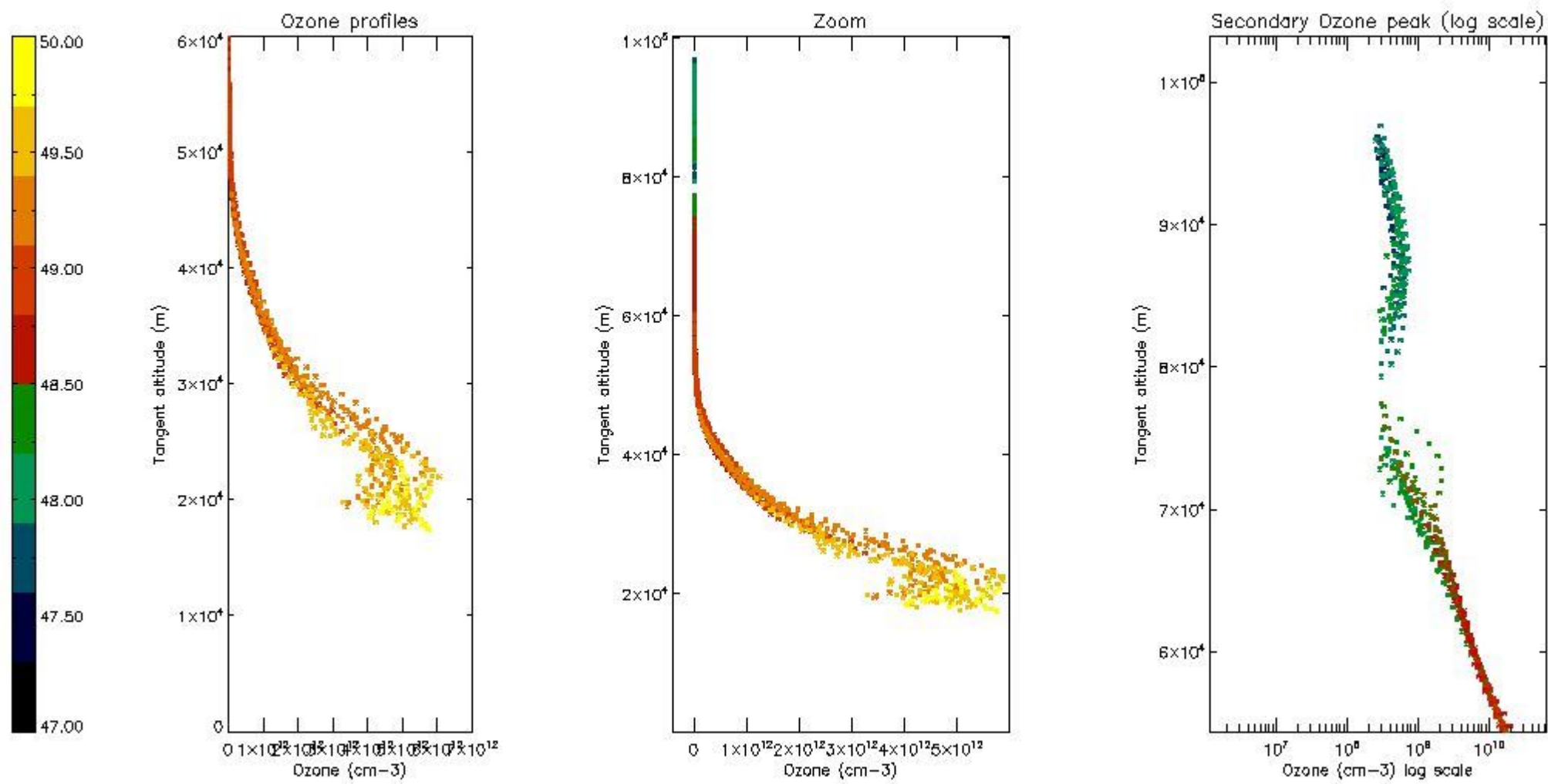




*5.5 Plot ozone profiles where STD < 5% (dark without errors)*

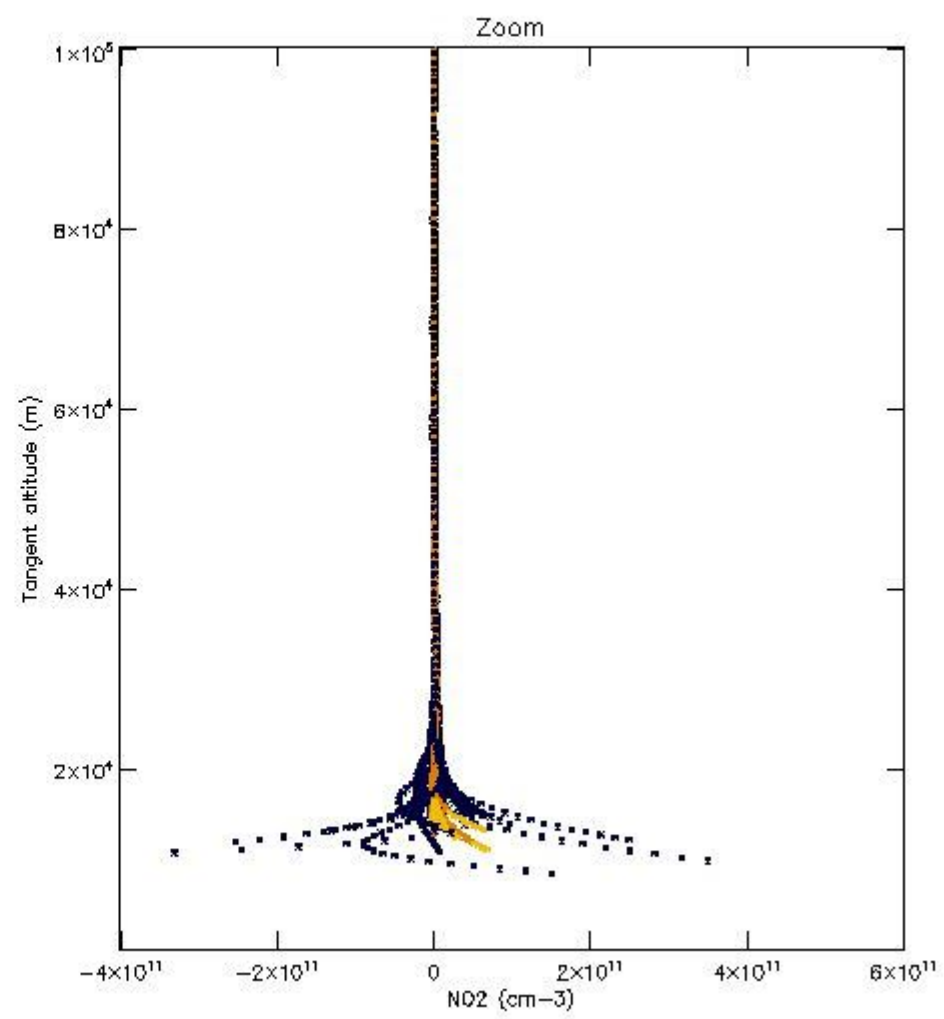
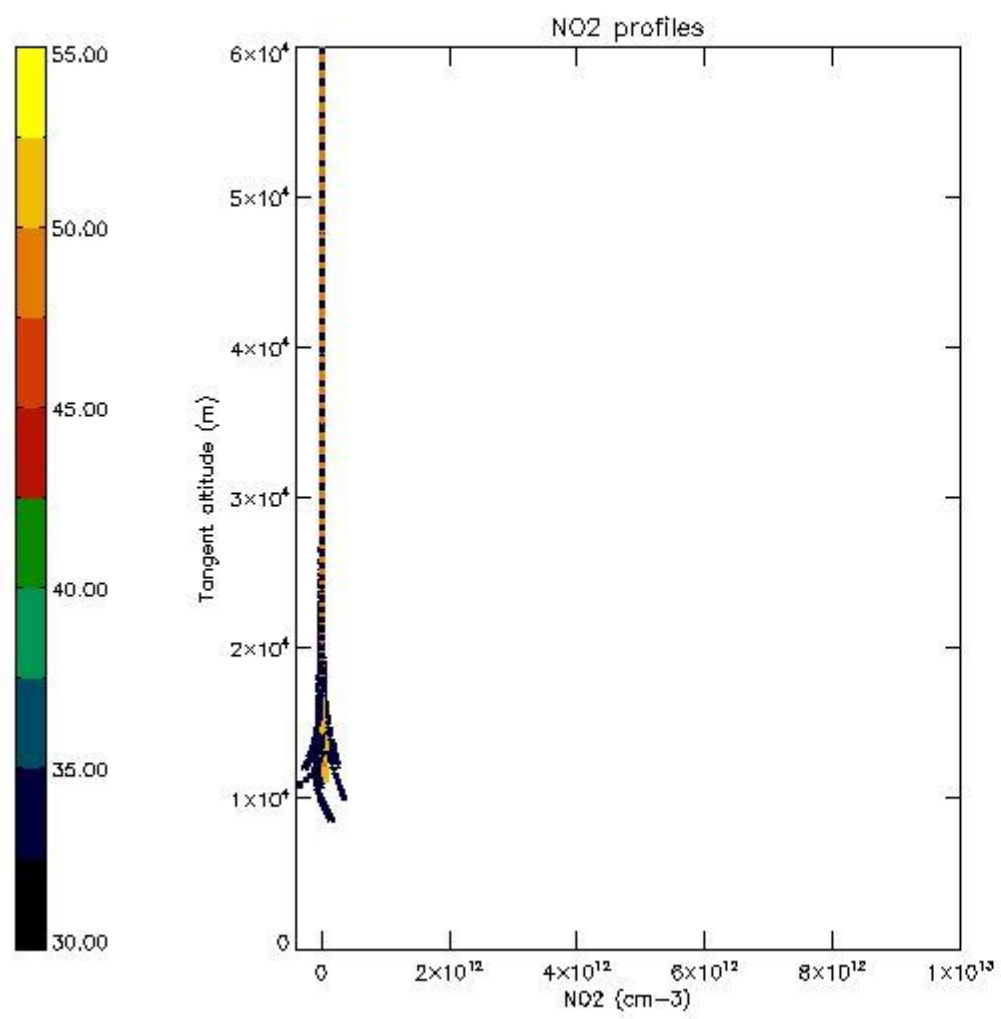
The colorbar represents the latitude.





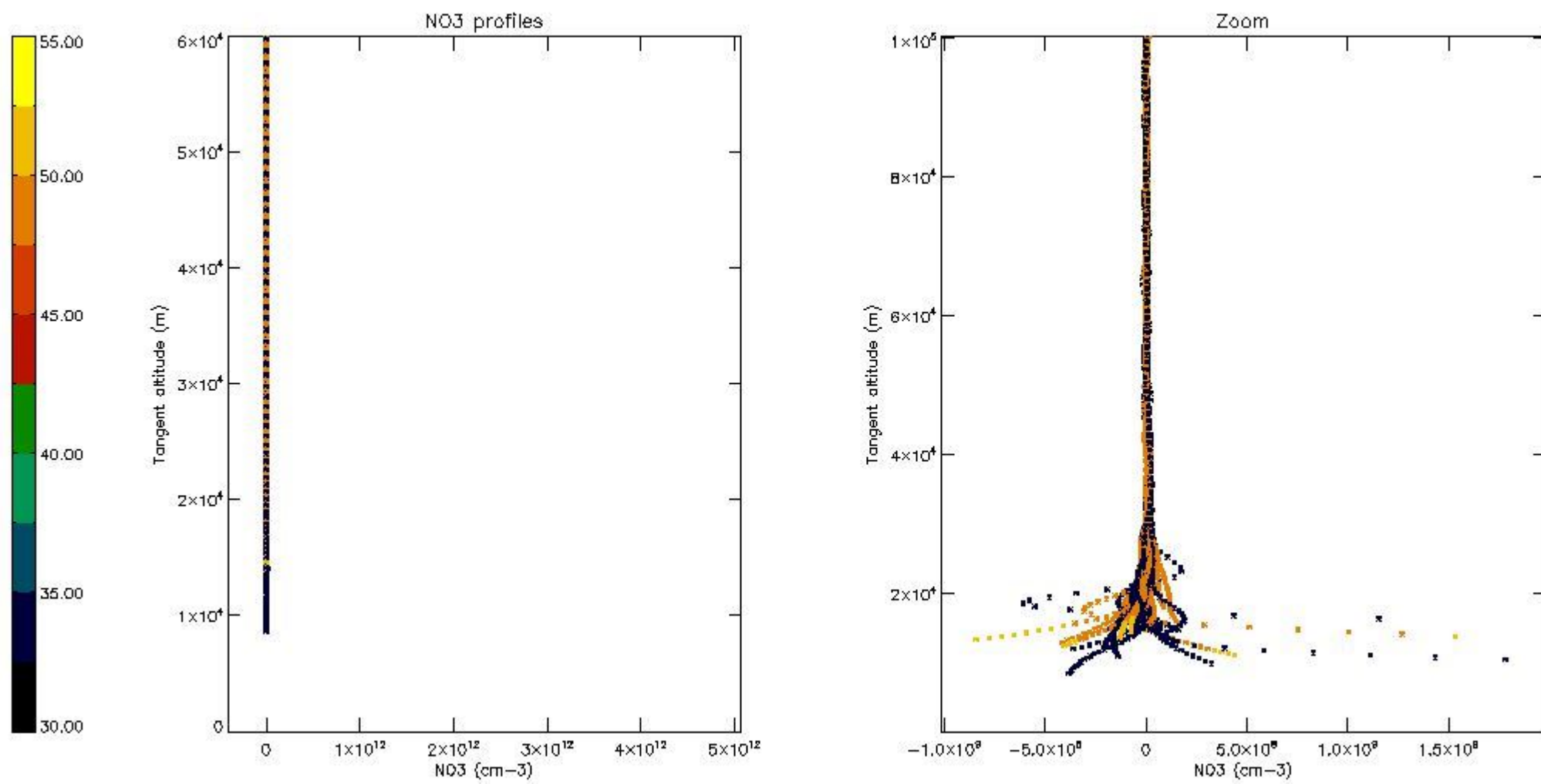
*5.6 Plot NO<sub>2</sub> profiles for all STD (dark without errors)*

The colorbar represents the latitude.



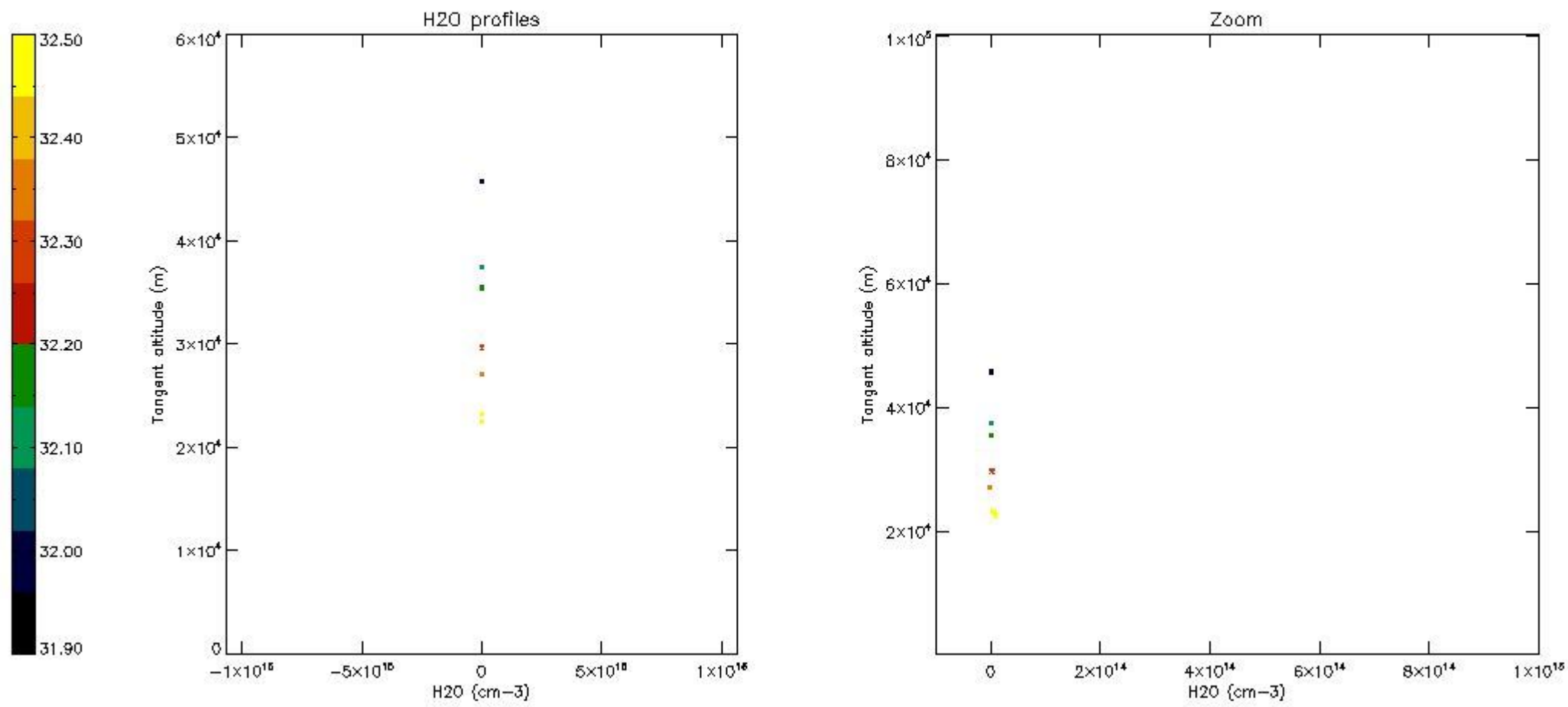
*5.7 Plot NO3 profiles for all STD (dark without errors)*

The colorbar represents the latitude.



5.8 Plot H<sub>2</sub>O profiles for all STD (only for occultations of stars 1,2,3,4,13,14,16,26,63 dark without errors)

The colorbar represents the latitude.

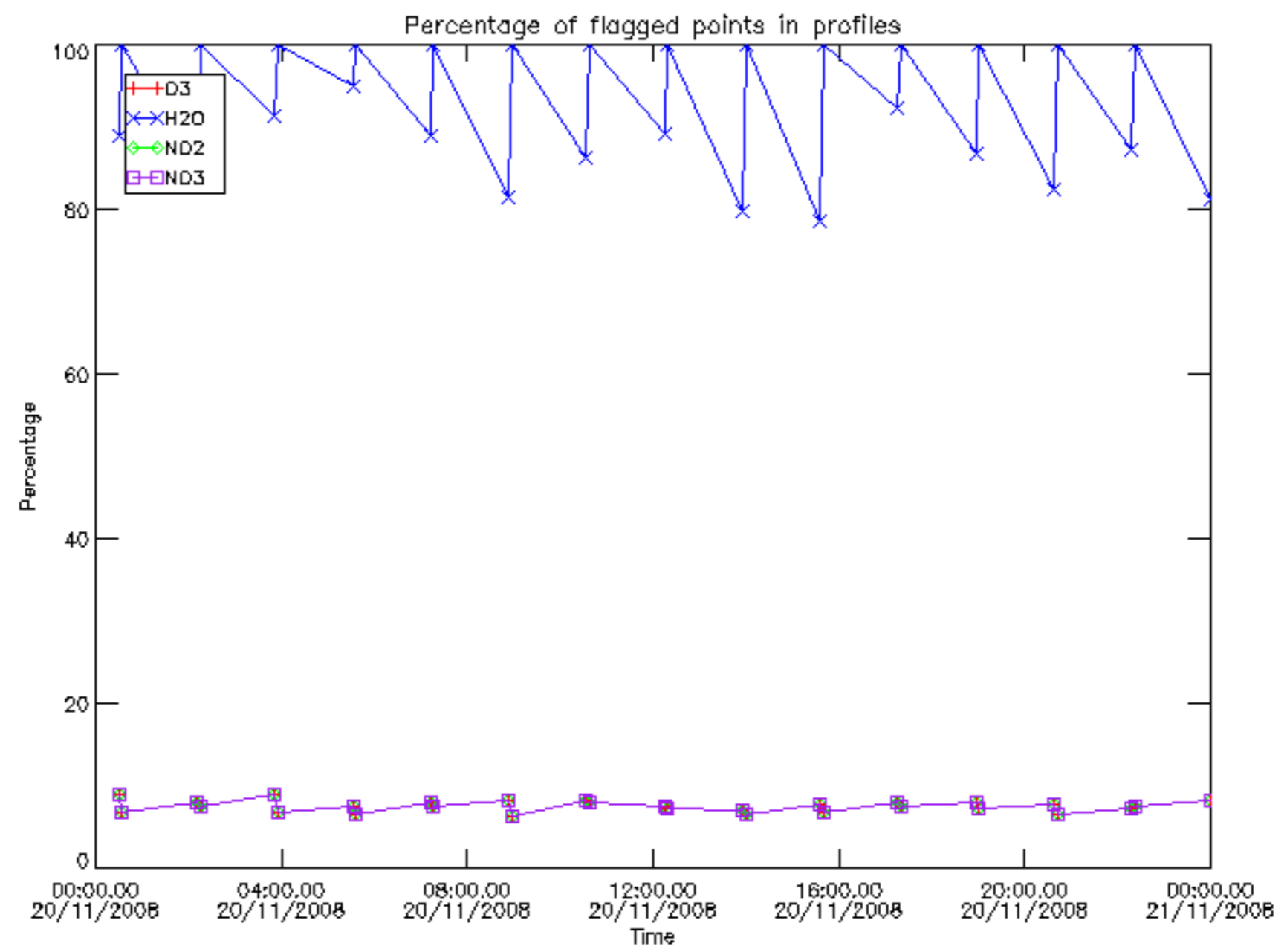


## 6. Auxiliary Data Files used for the production reported in section 2

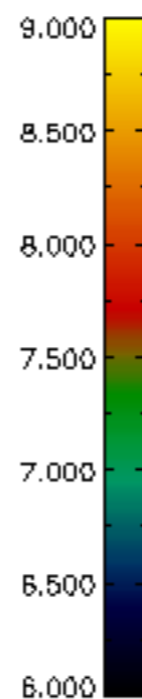
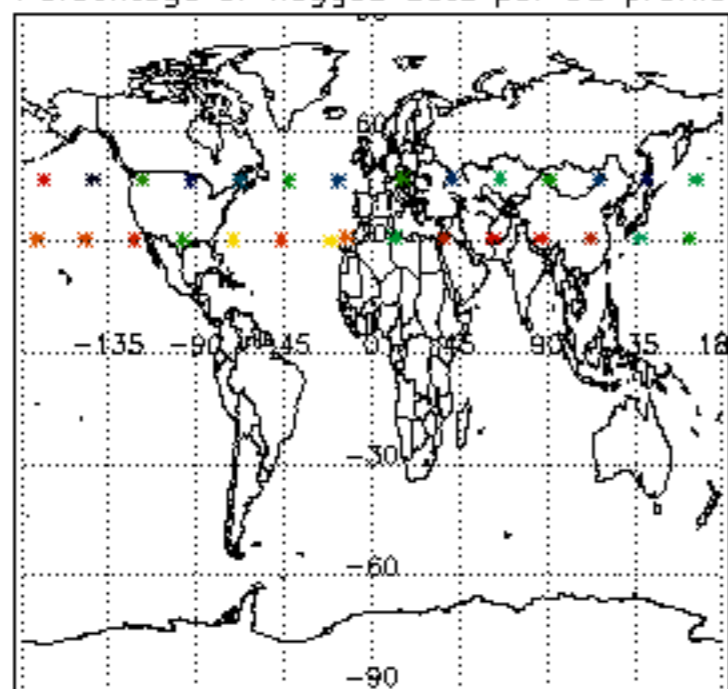
The number reported in the third column indicates since which file (see list in section 2) the corresponding auxiliary file has been used. The fourth column is the date of those product files.

Type	Auxiliary Filename	Used since product	Used since product date
INST_PHYS_CHARACTERISTICS	GOM_INS_AXVIEC20091111_143220_20030716_120000_20500101_000000	1	20-NOV-2008 00:30:15
LEVEL-2_PROC_CONFIG	GOM_PR2_AXVIEC20091111_152718_20020301_000000_20500101_000000	1	20-NOV-2008 00:30:15
CROSS_SECTIONS_FILE	GOM_CRS_AXVIEC20091111_154832_20020301_000000_20500101_000000	1	20-NOV-2008 00:30:15

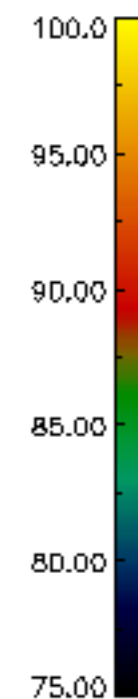
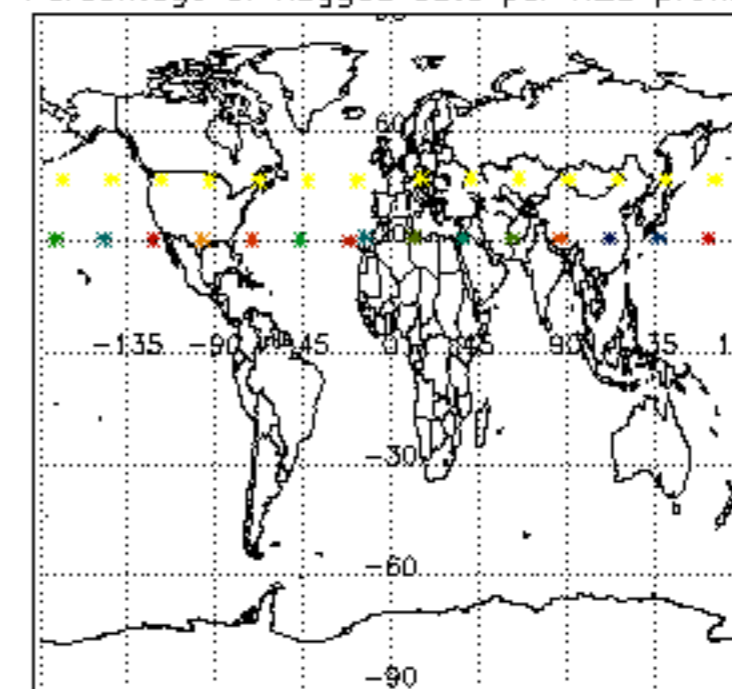




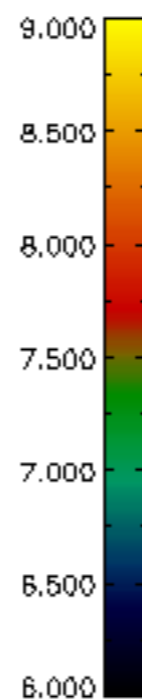
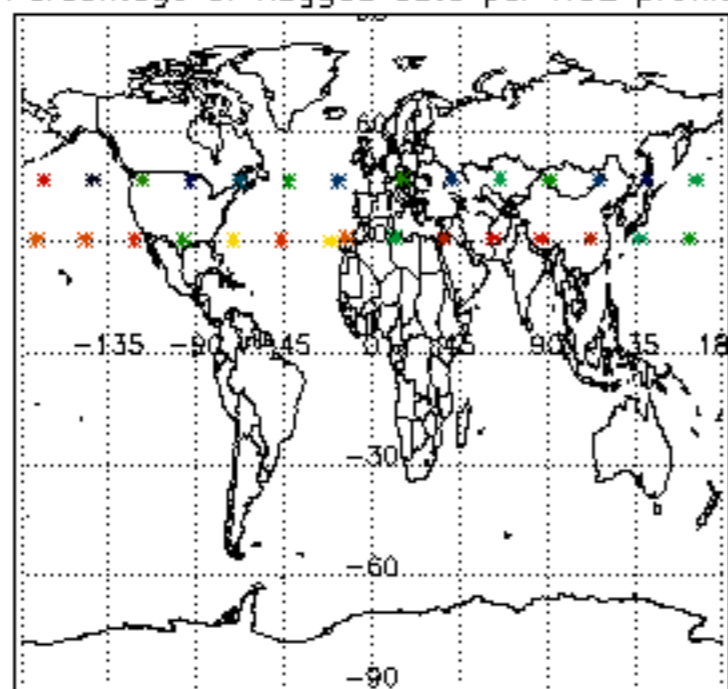
Percentage of flagged data per D3 profile



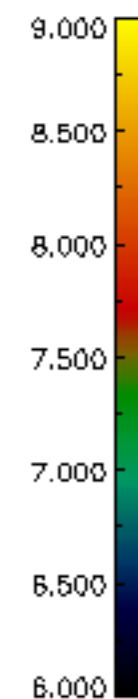
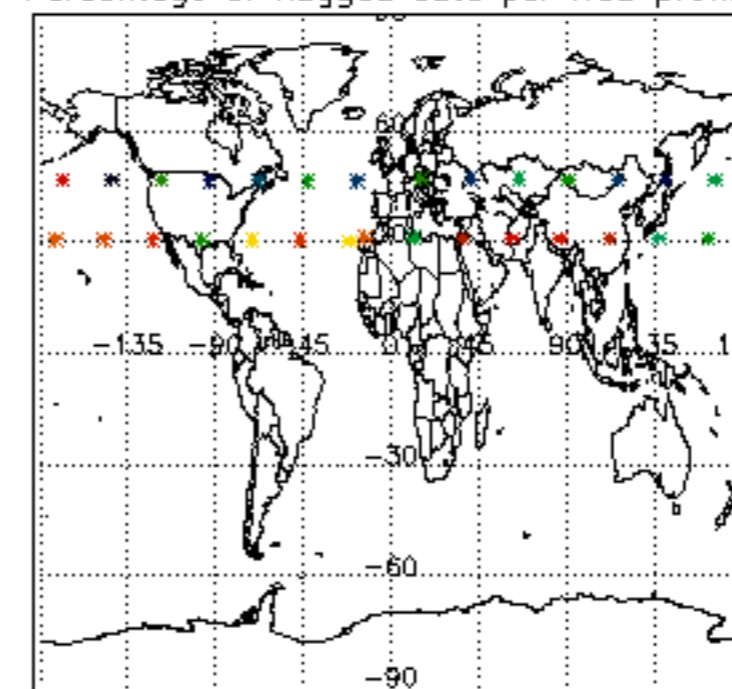
Percentage of flagged data per H2O profile

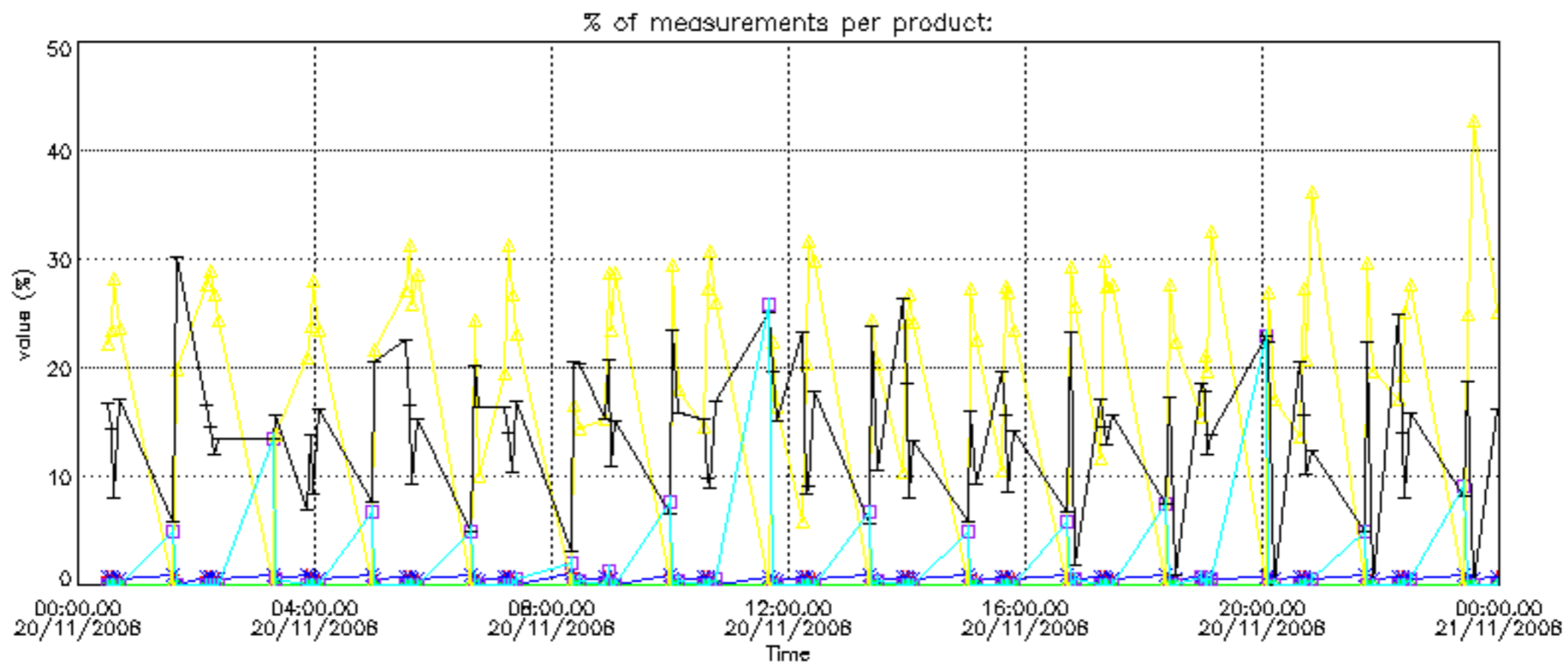


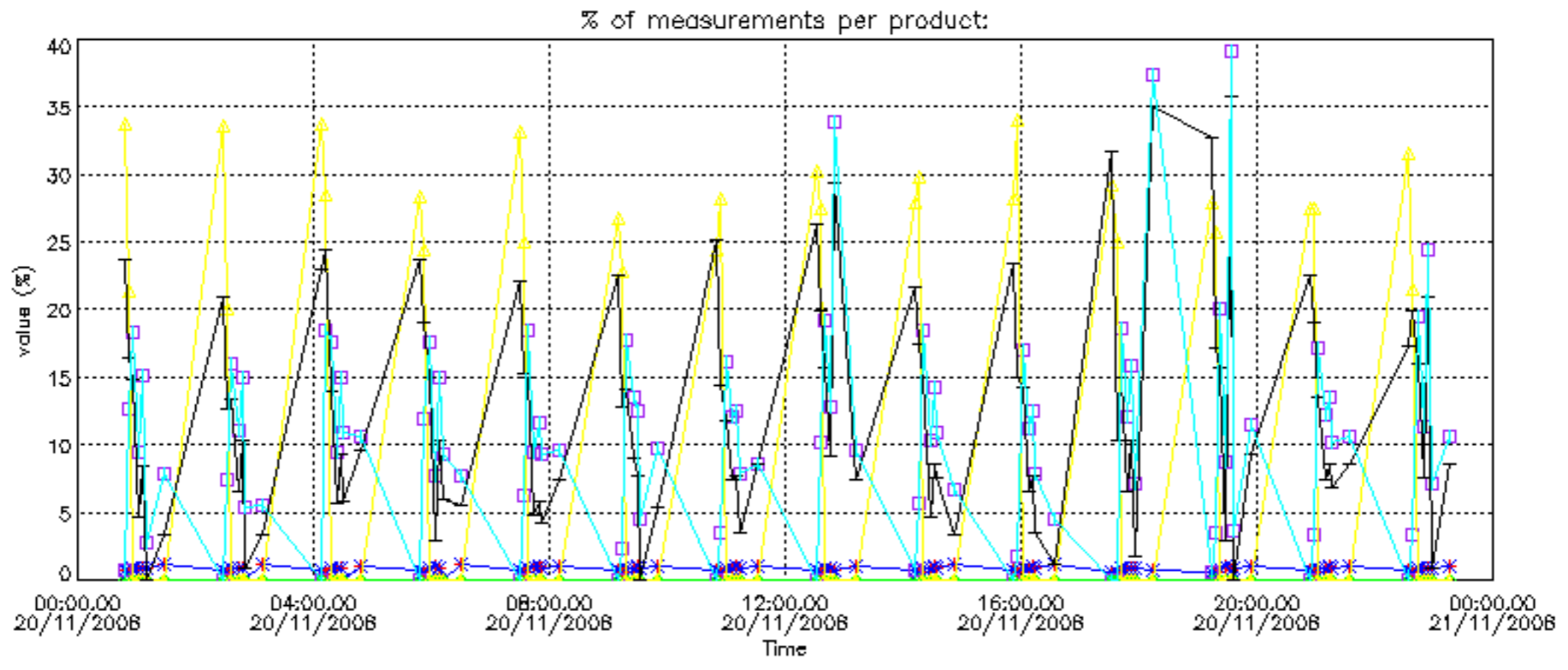
Percentage of flagged data per NO2 profile



Percentage of flagged data per NO3 profile

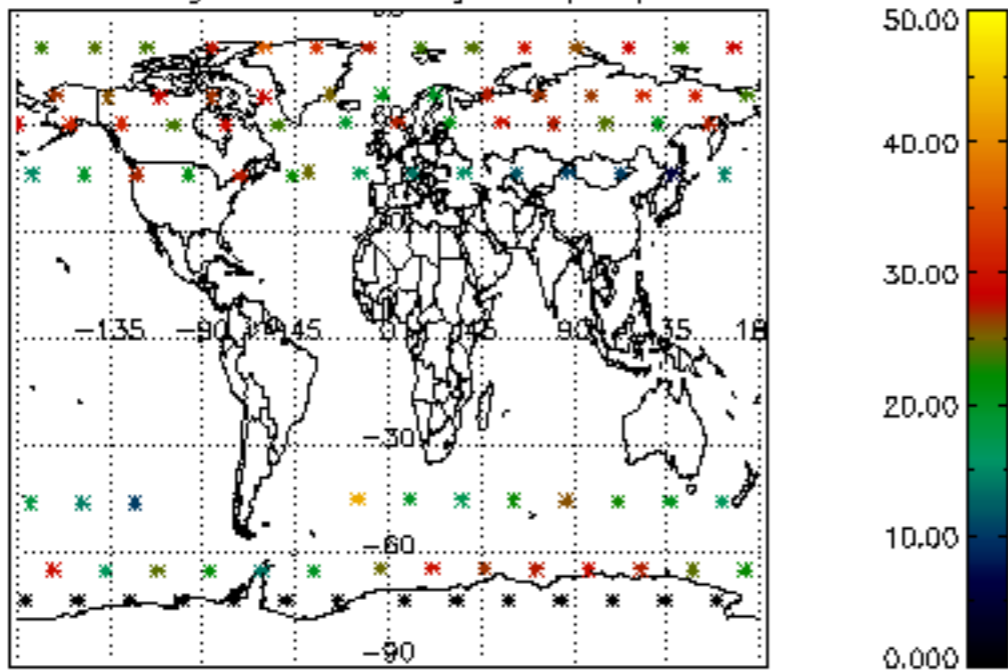




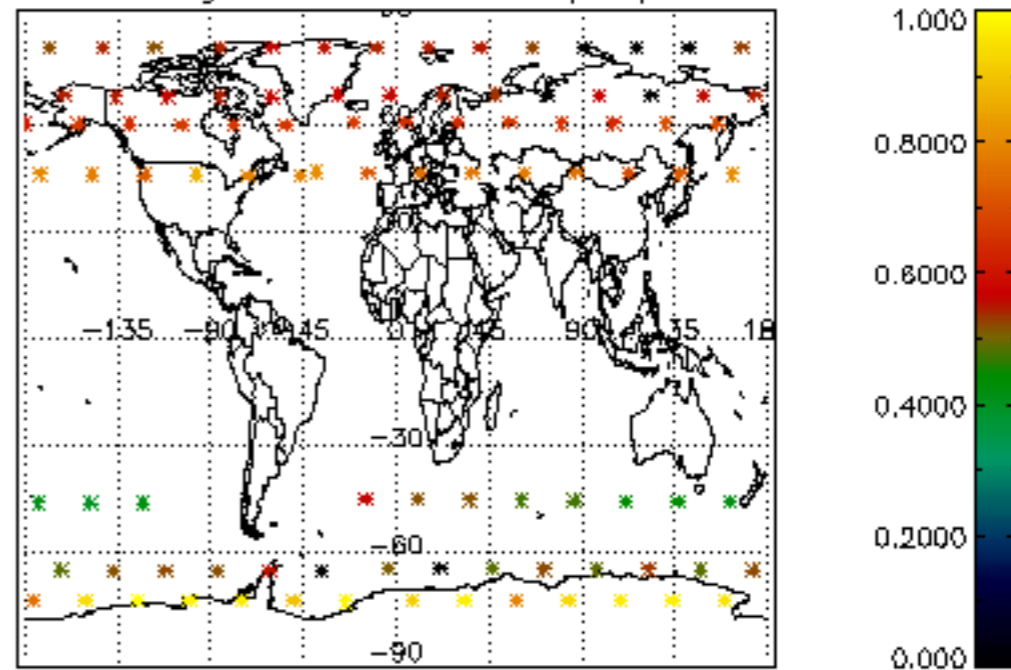




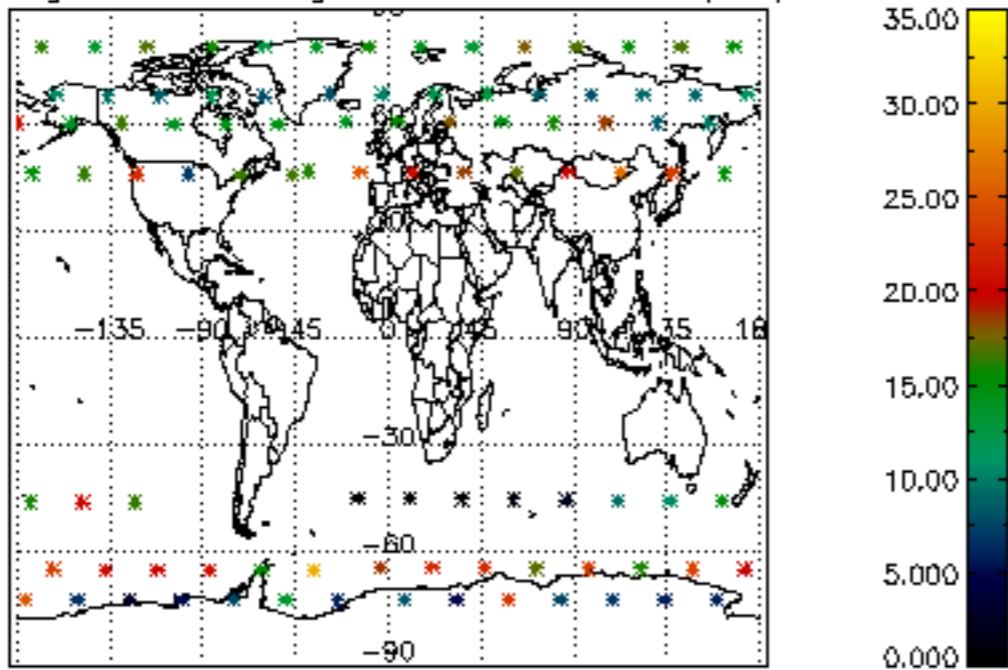
Percentage of cosmic ray hits per profile



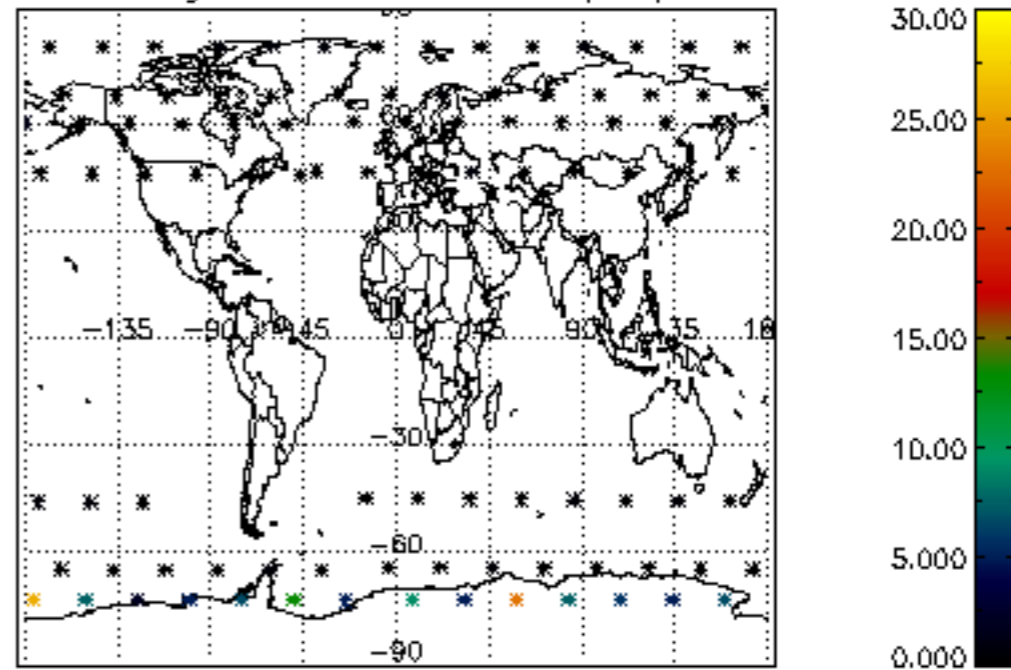
Percentage of datation errors per profile



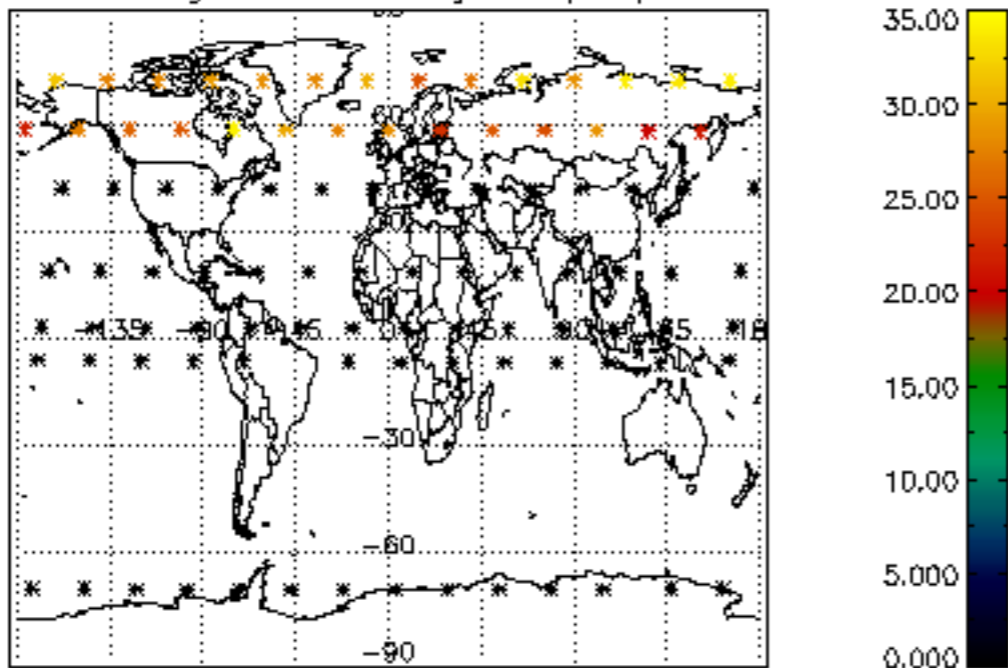
Percentage of star falling outside central band per profile



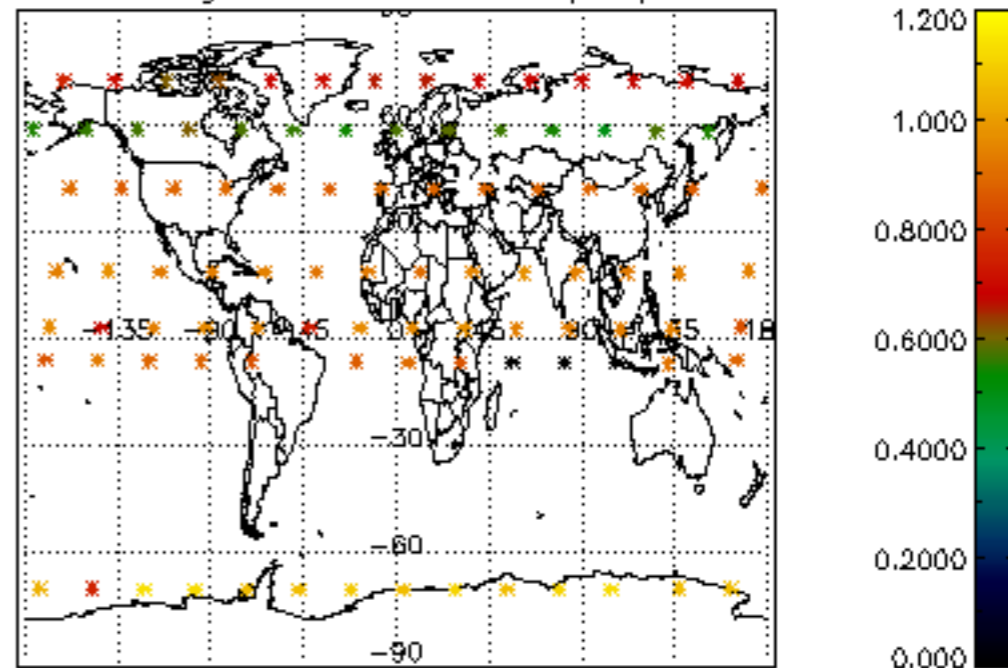
Percentage of saturation errors per profile



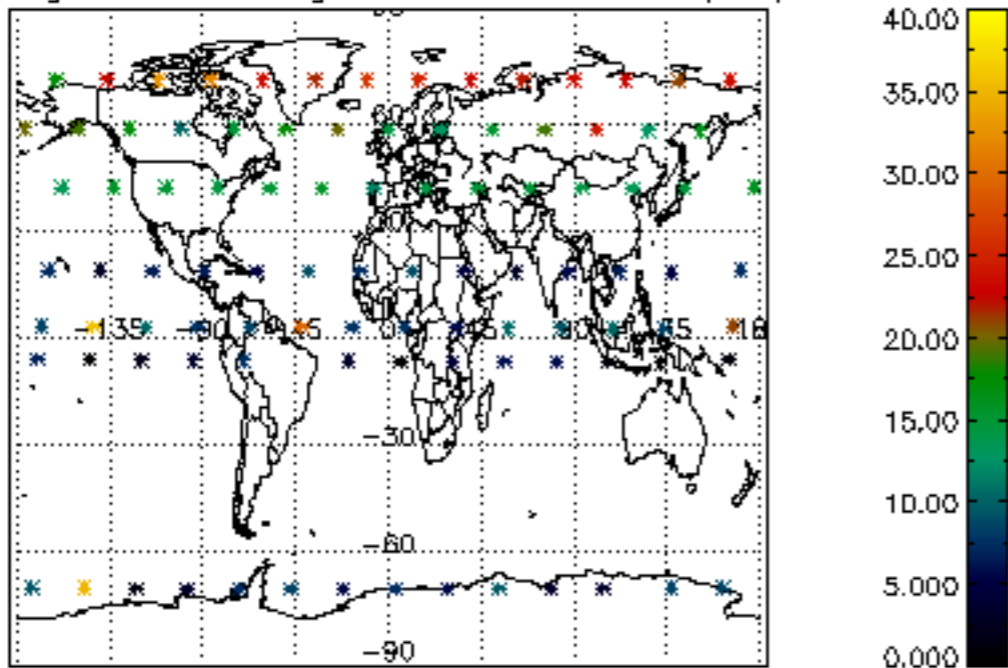
Percentage of cosmic ray hits per profile



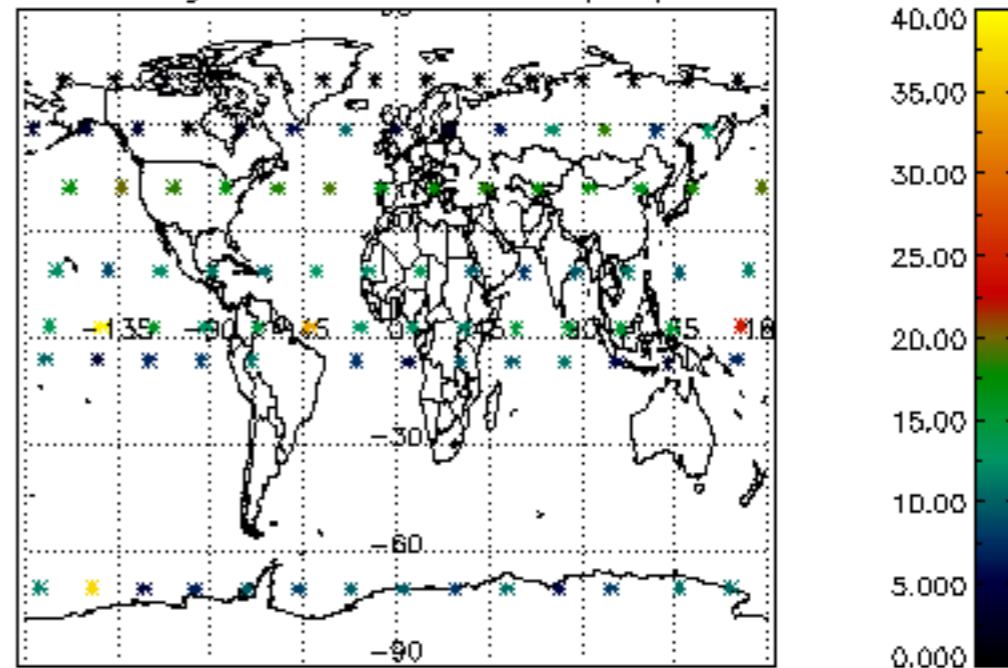
Percentage of datation errors per profile

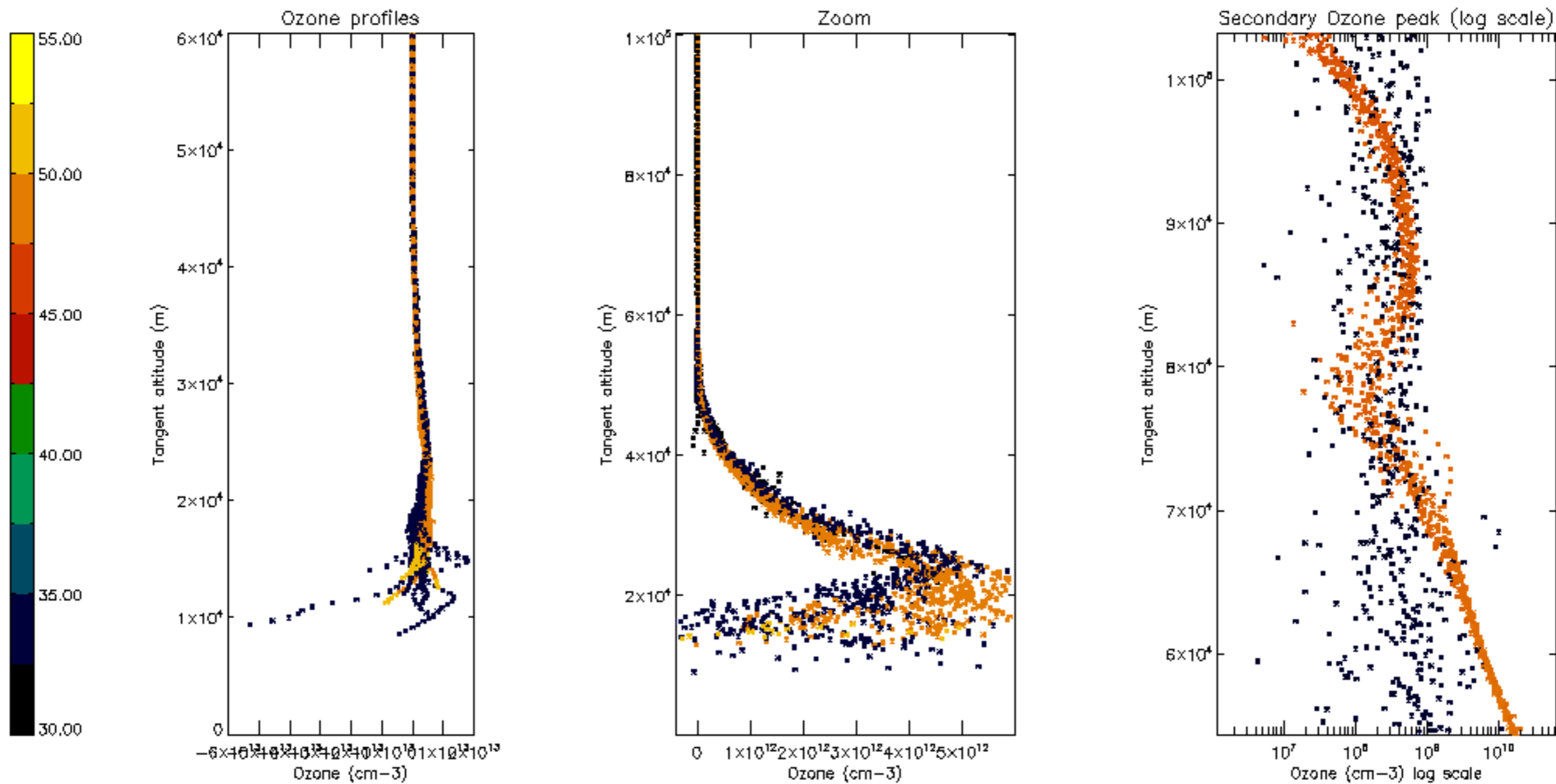


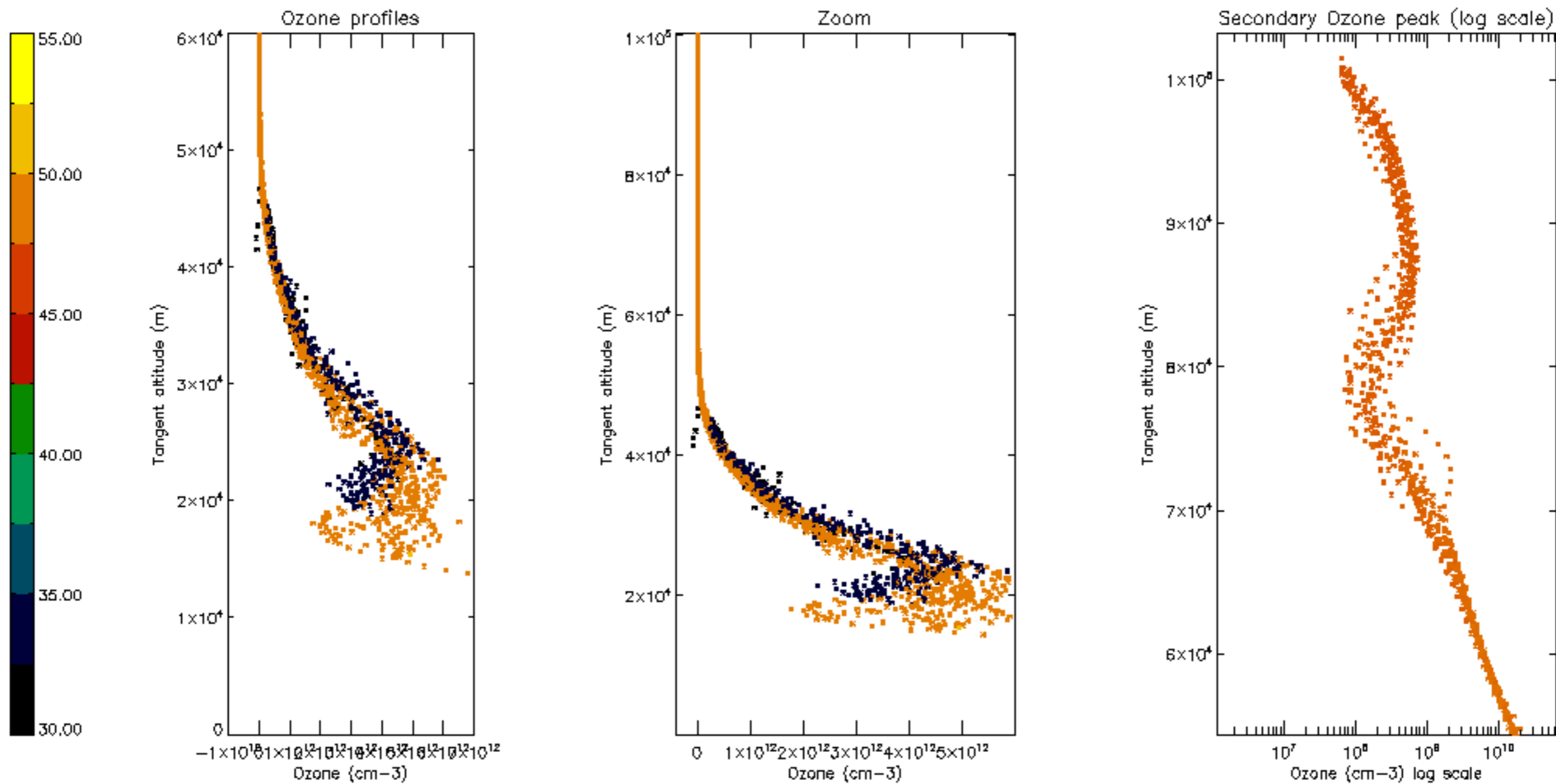
Percentage of star falling outside central band per profile



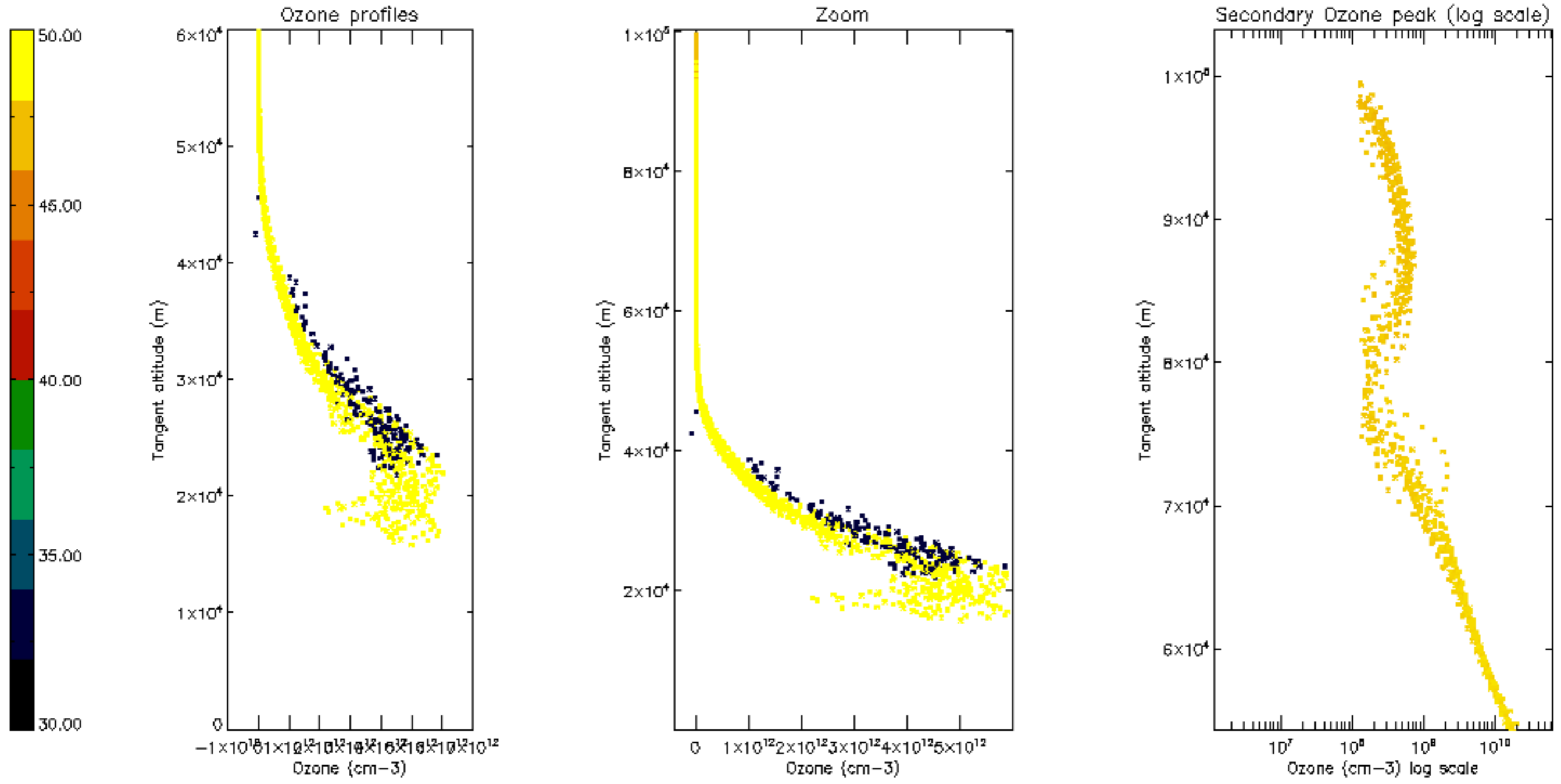
Percentage of saturation errors per profile

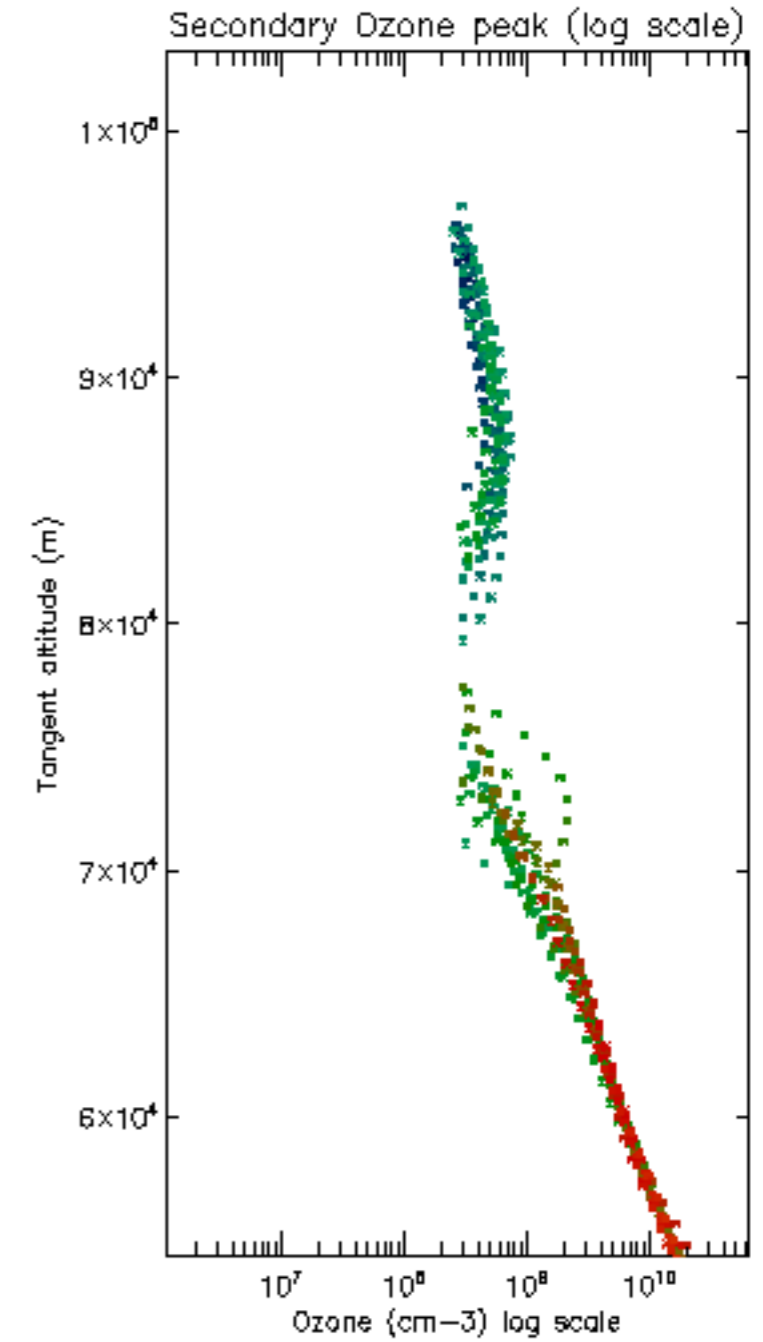
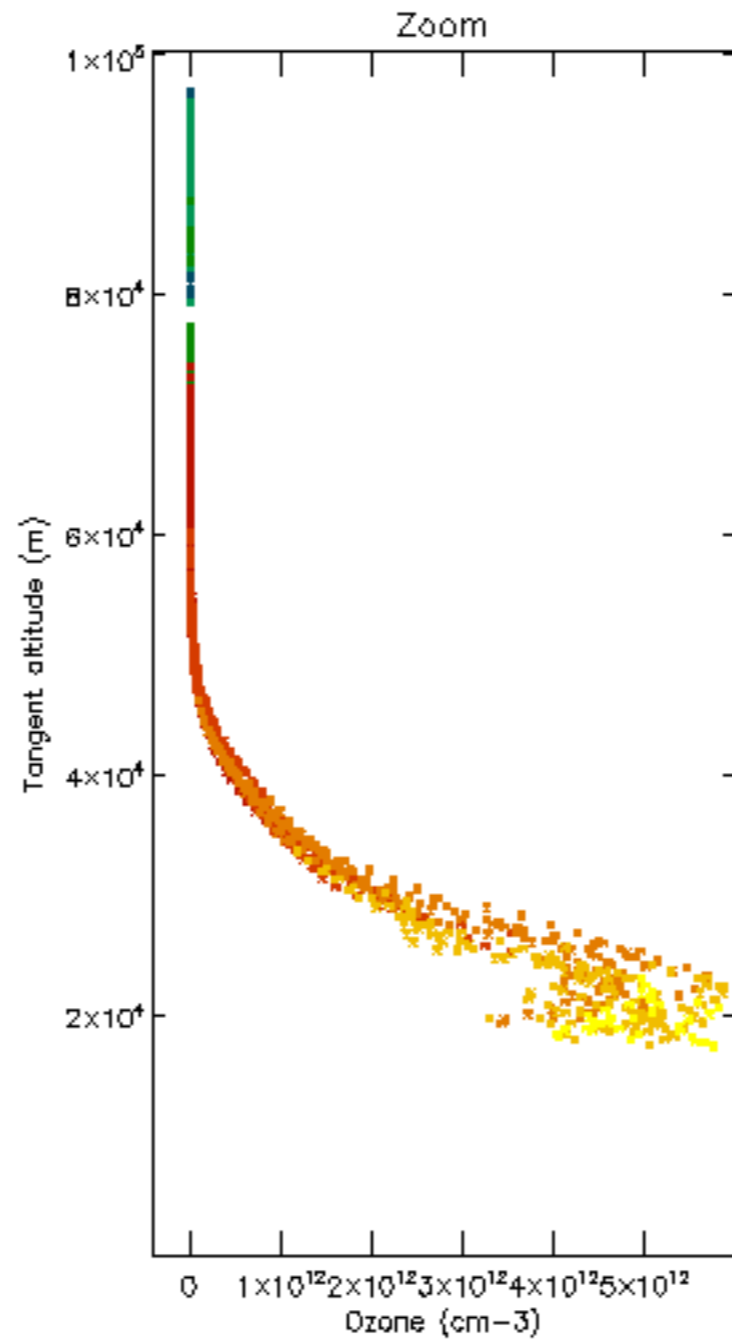
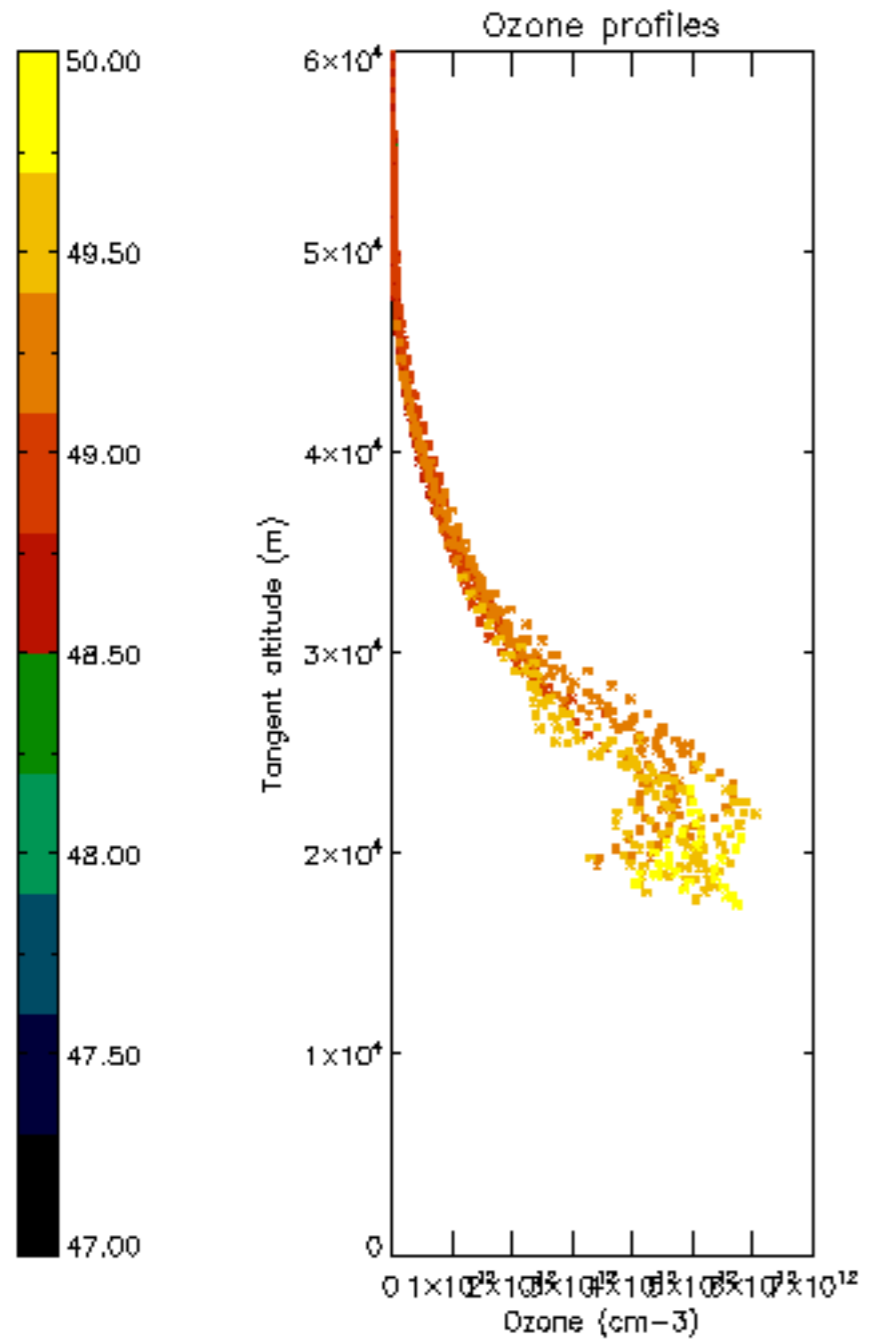


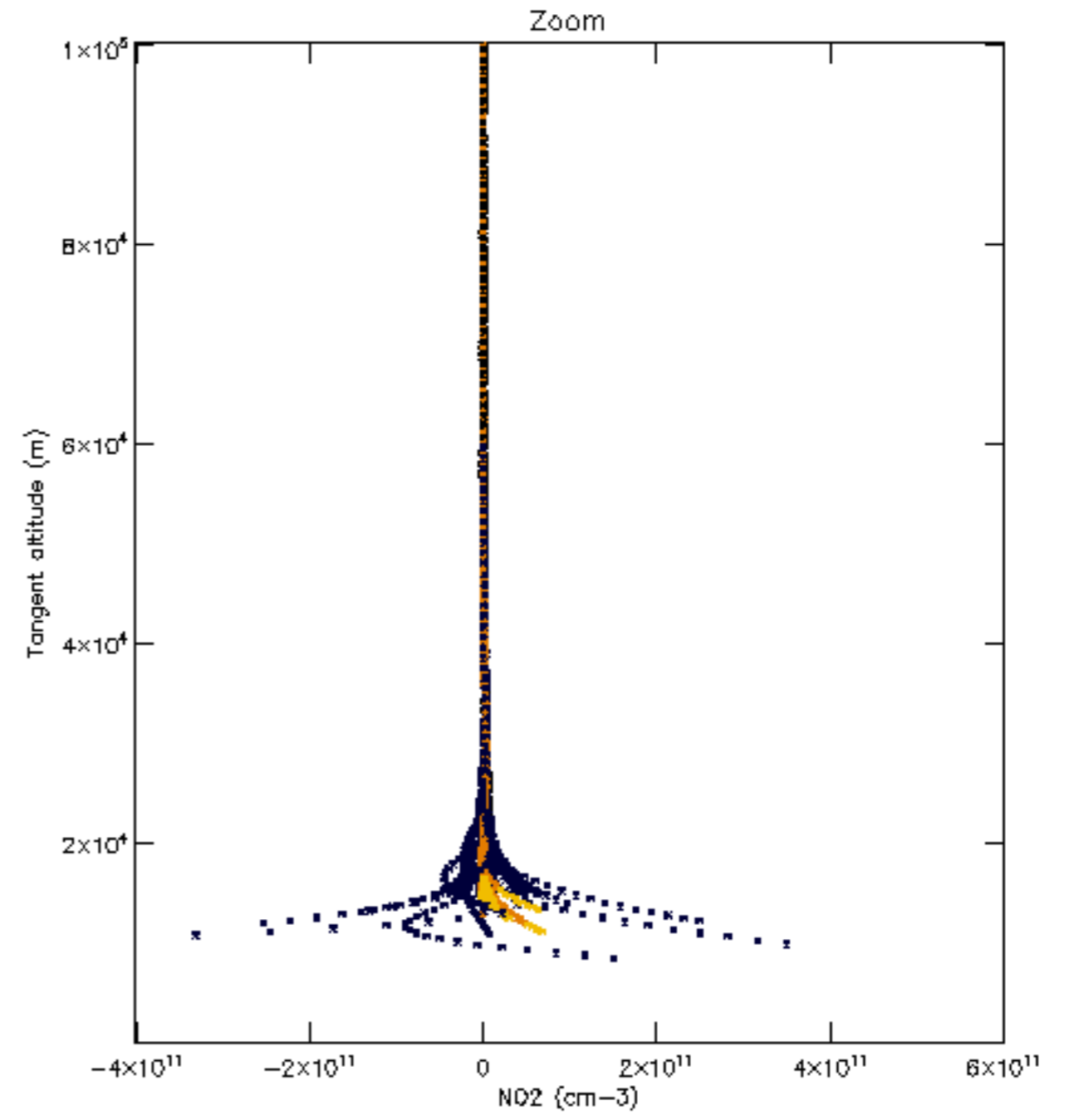
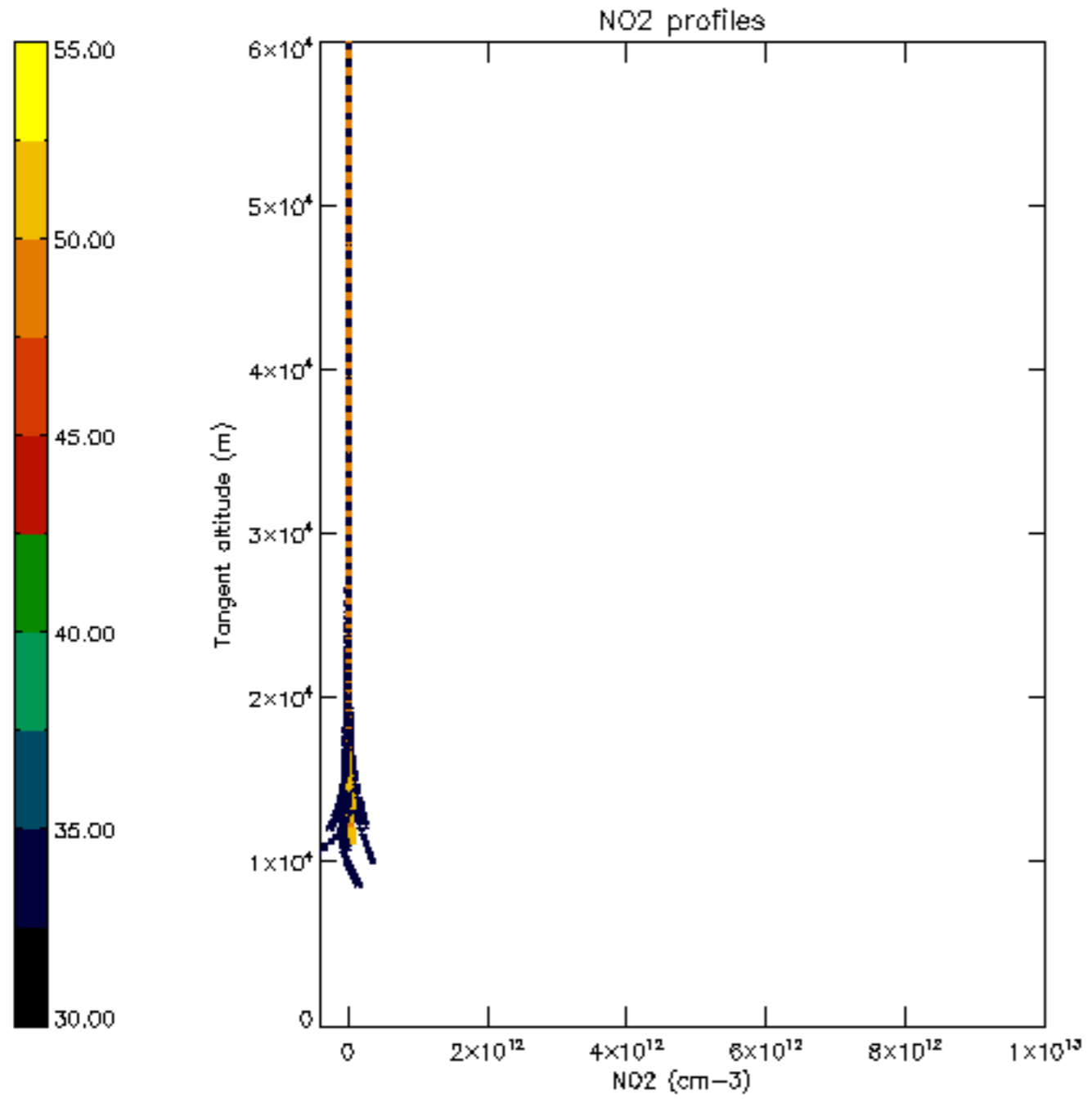


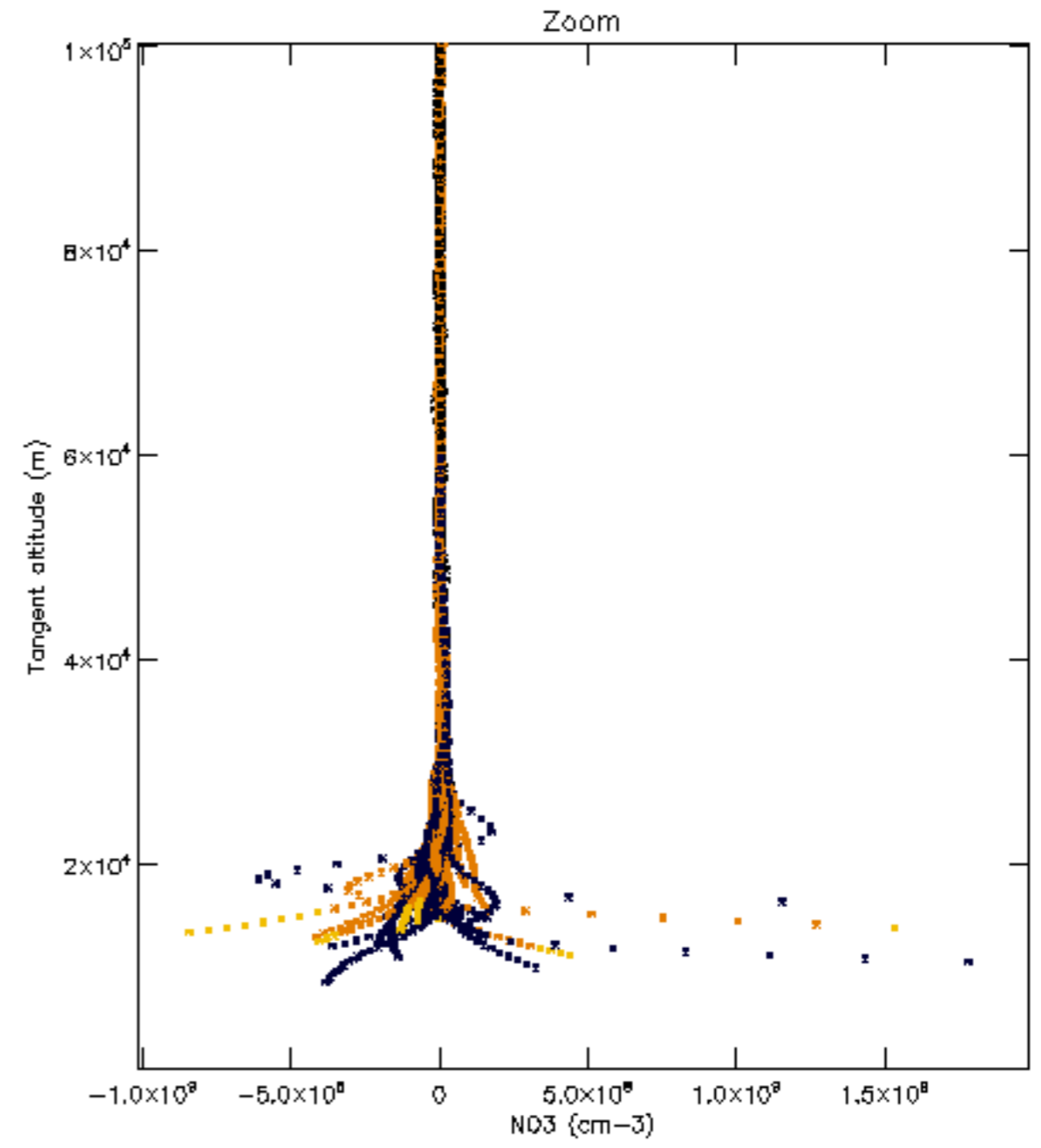
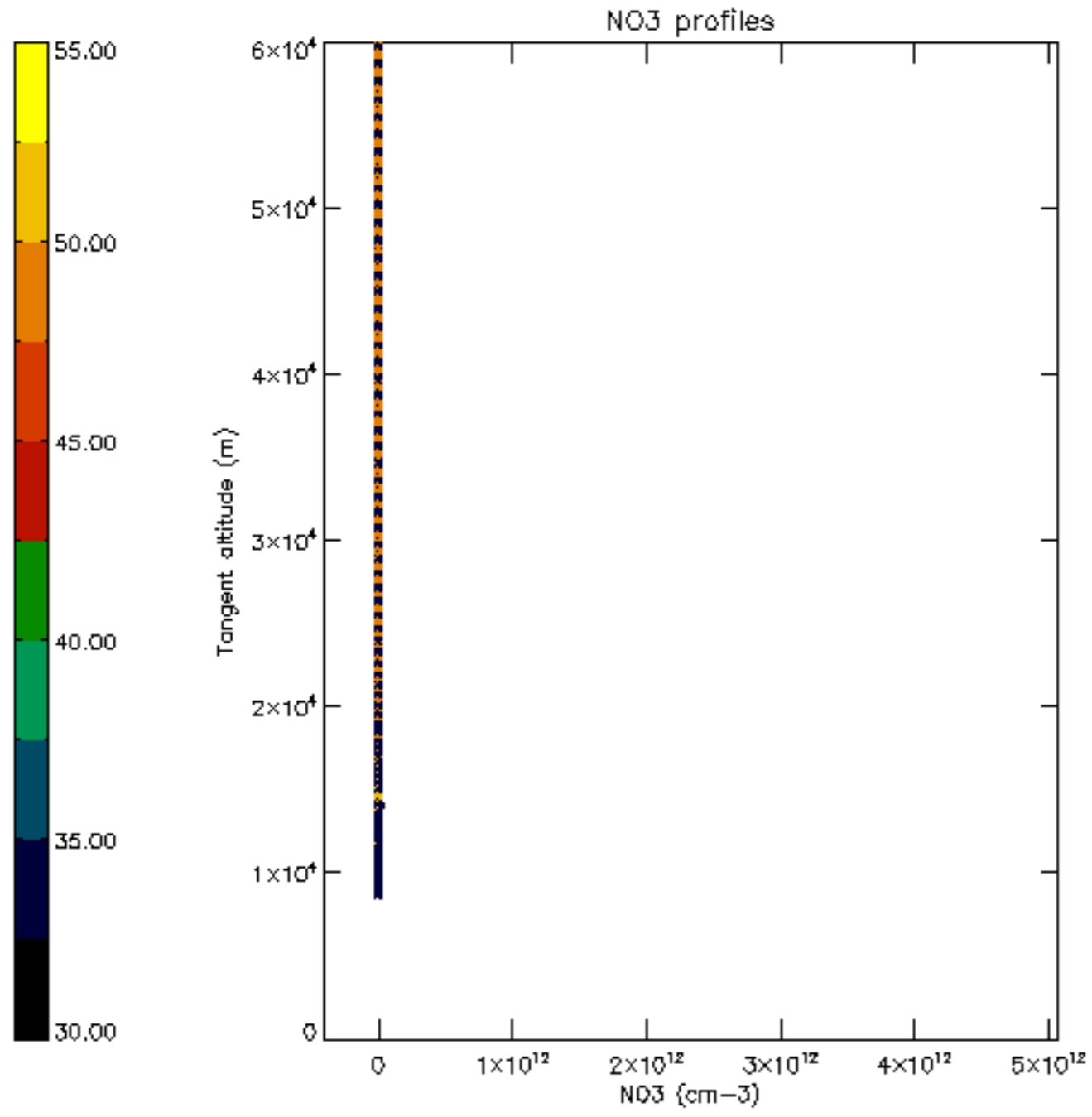






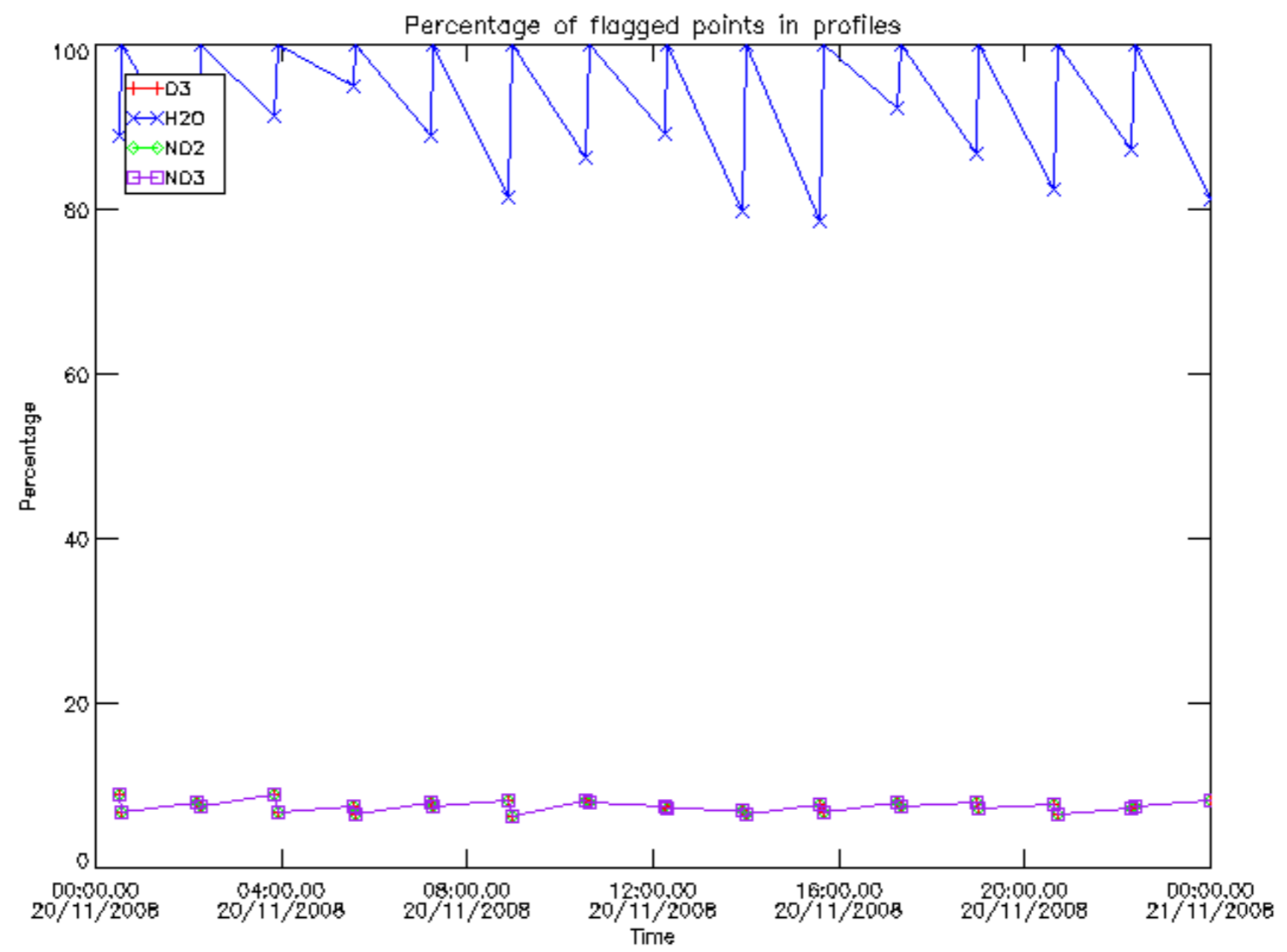




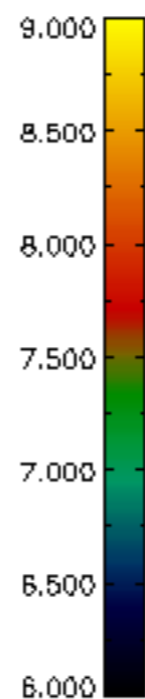
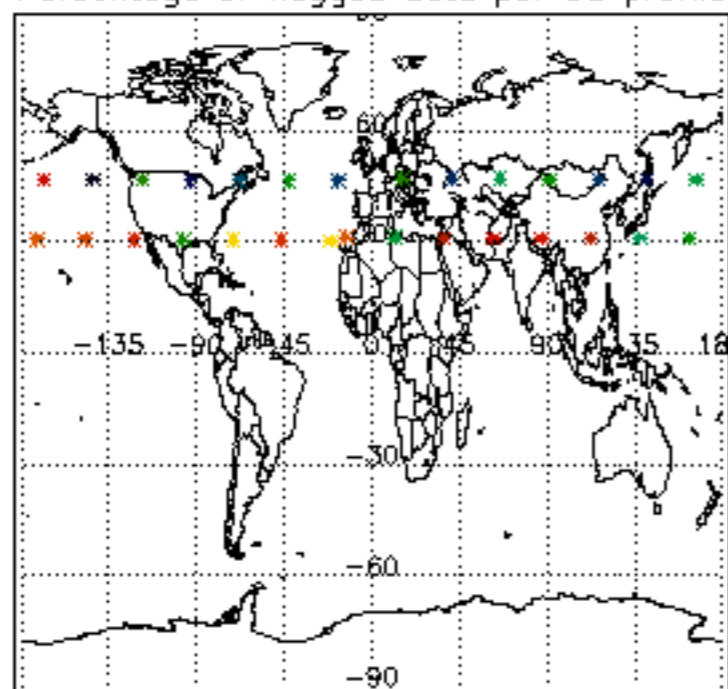




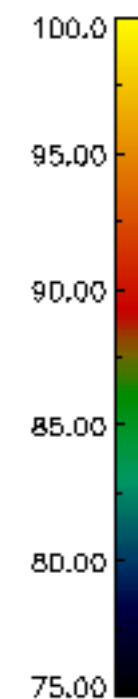
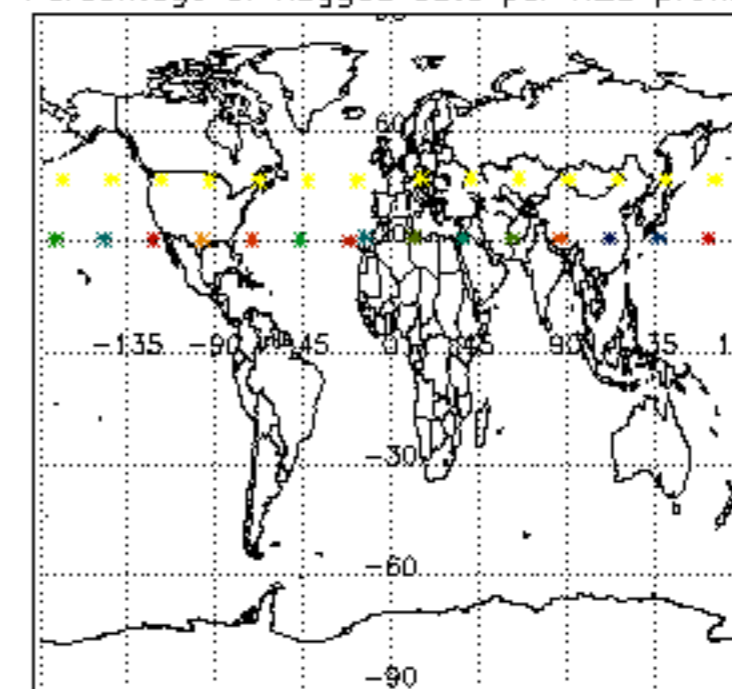




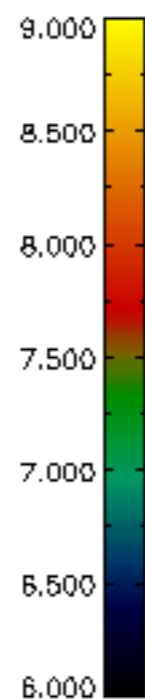
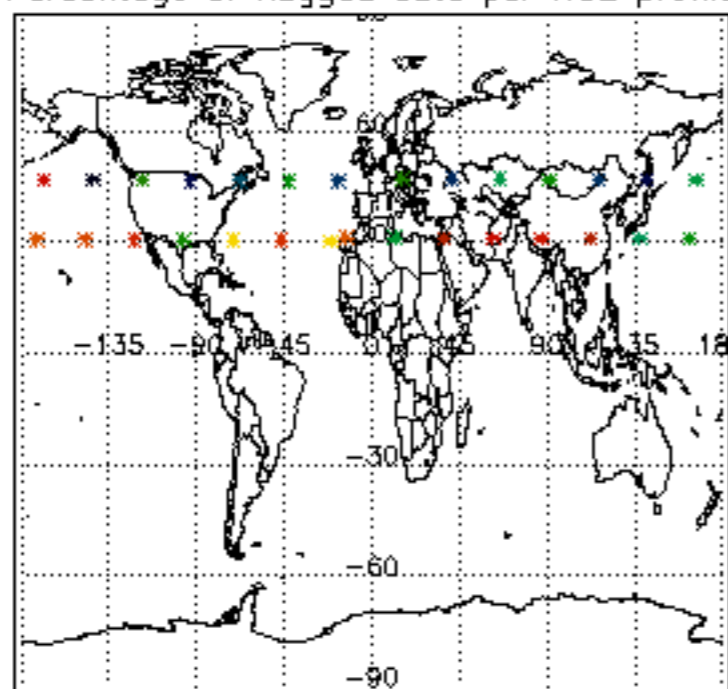
Percentage of flagged data per D3 profile



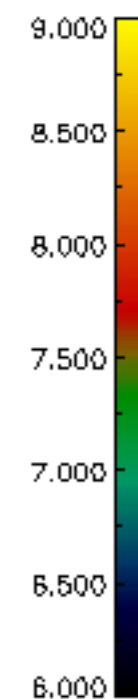
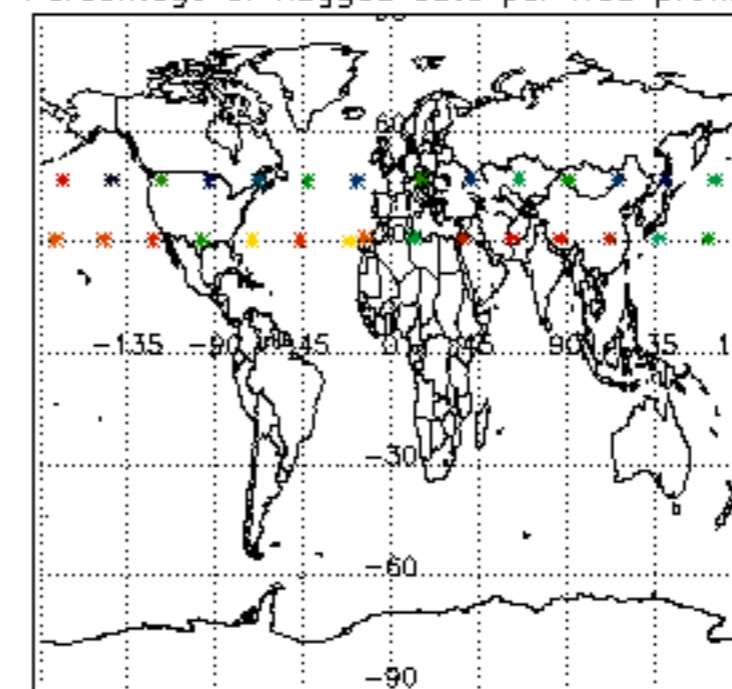
Percentage of flagged data per H2O profile

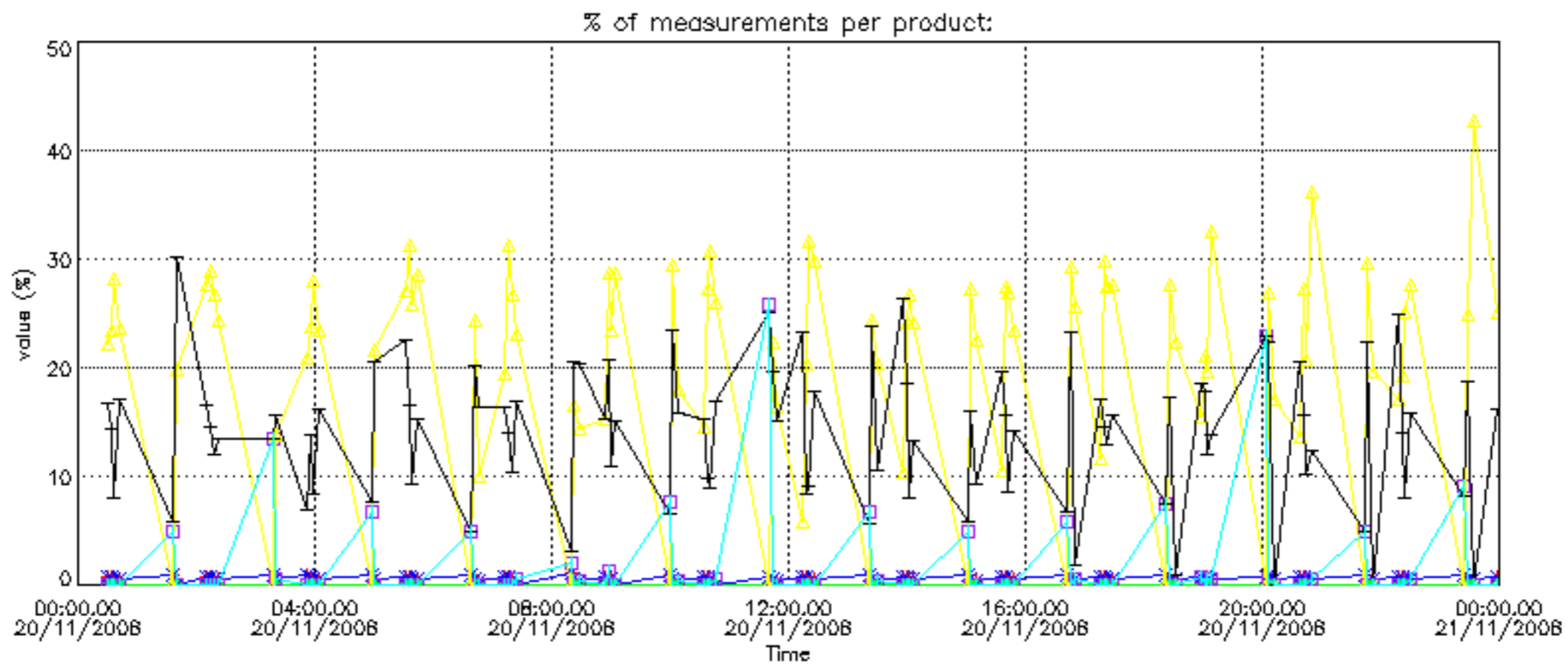


Percentage of flagged data per NO2 profile

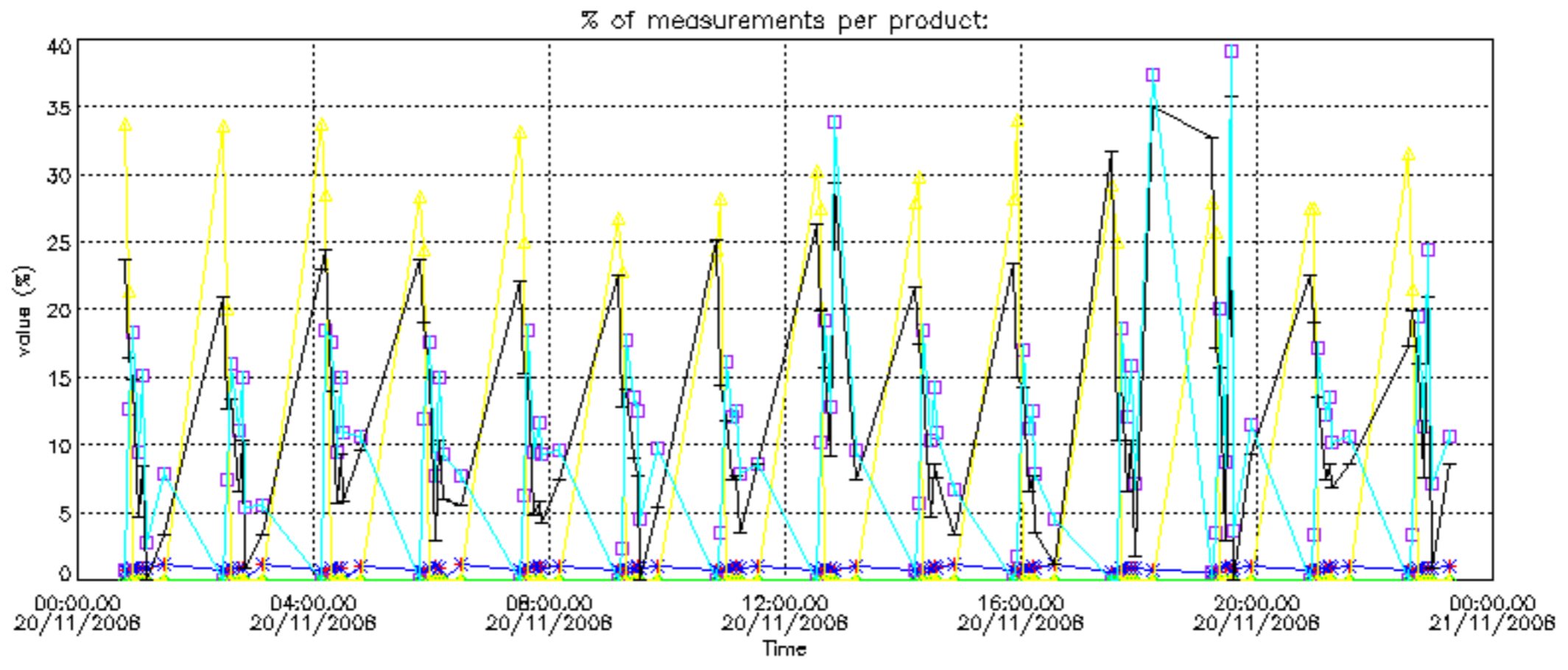


Percentage of flagged data per NO3 profile

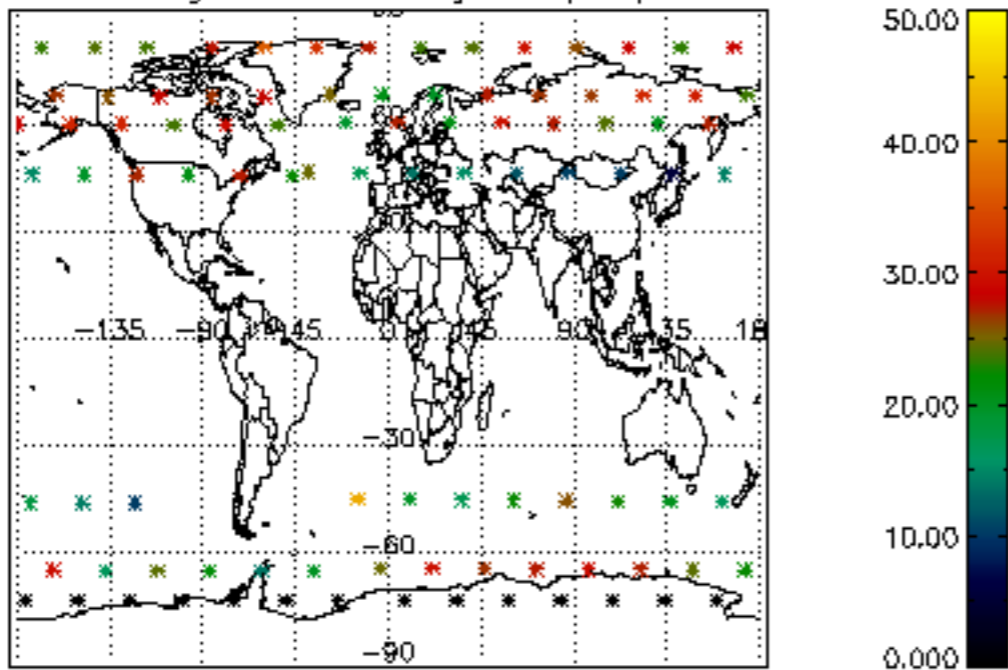




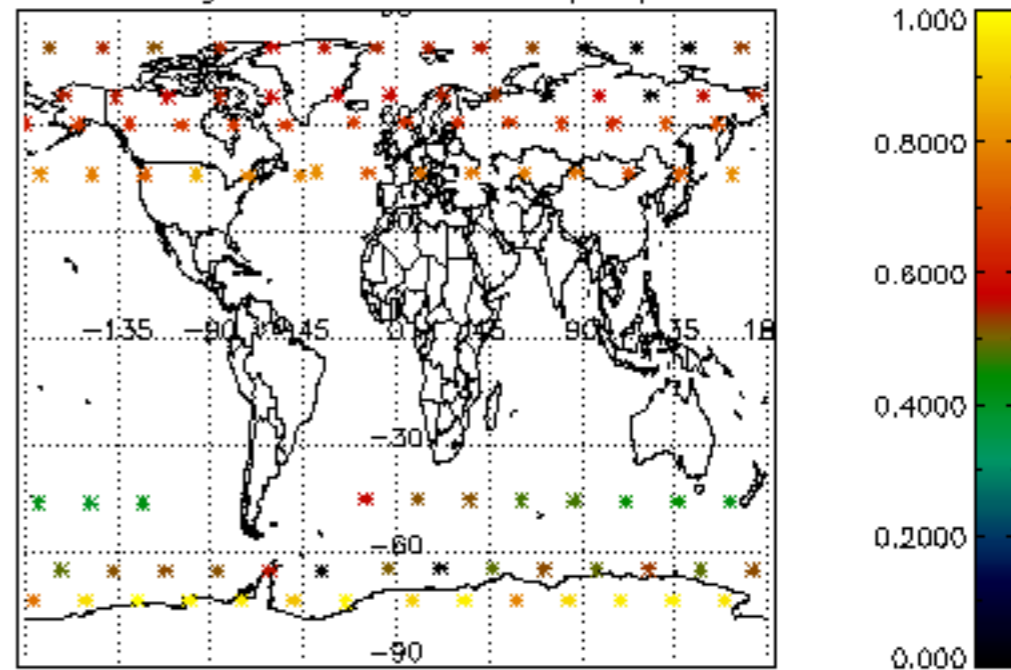




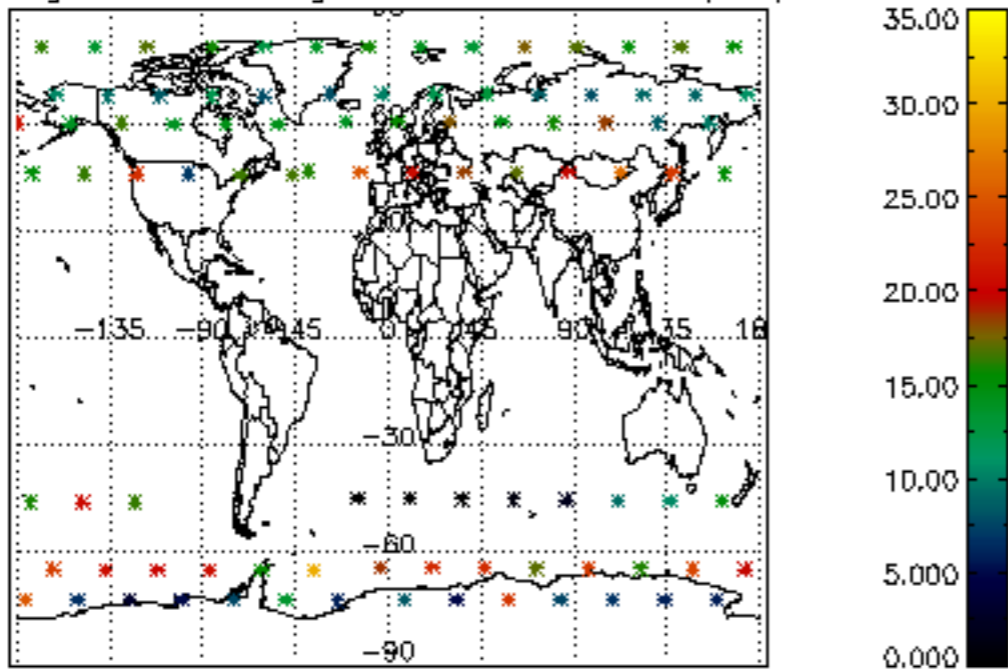
Percentage of cosmic ray hits per profile



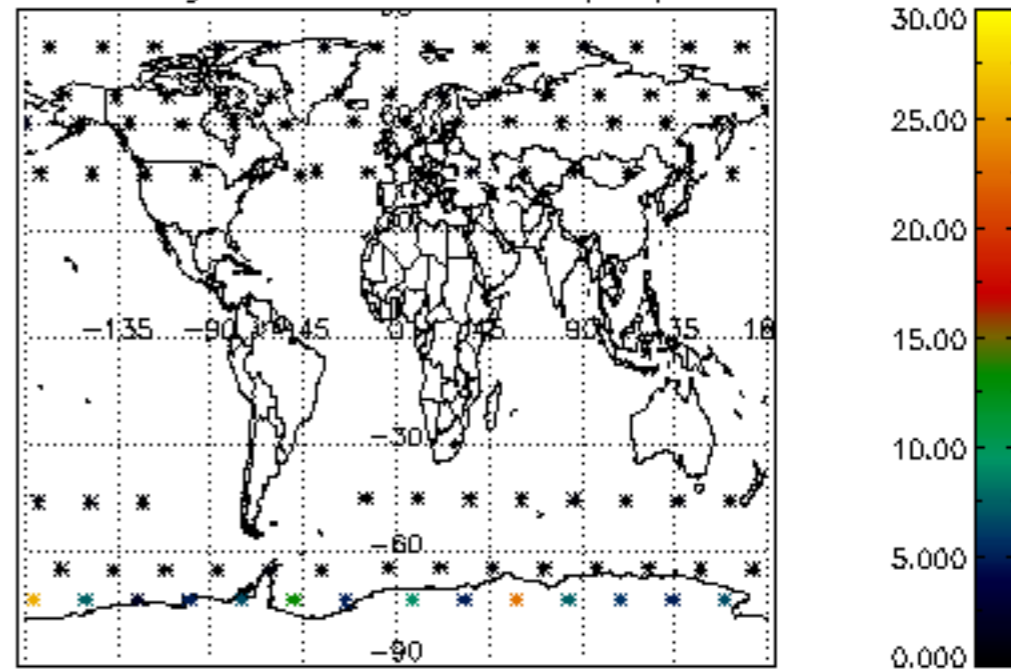
Percentage of datation errors per profile



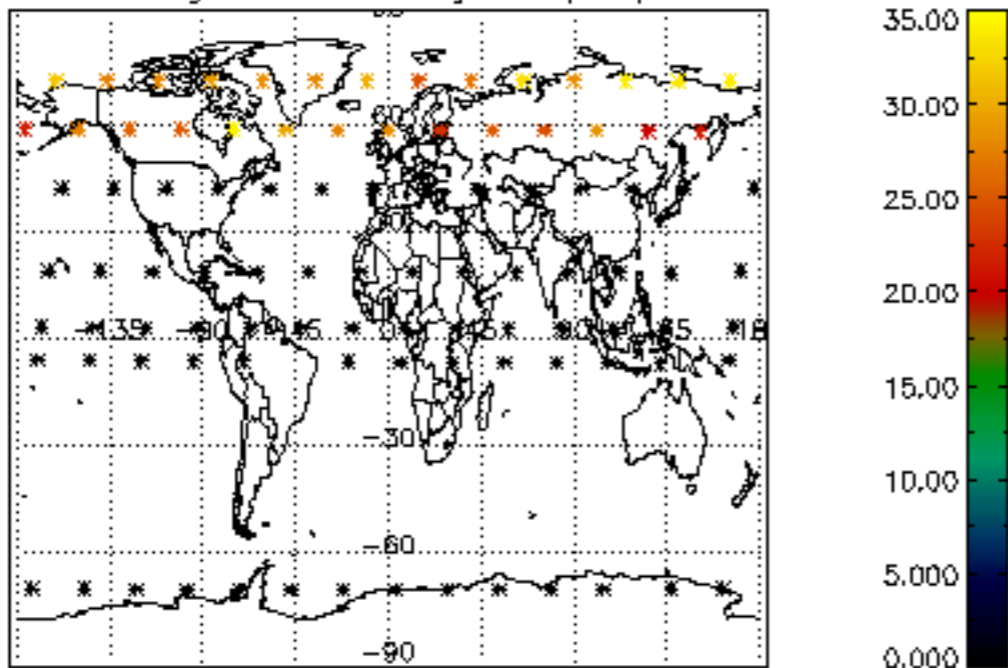
Percentage of star falling outside central band per profile



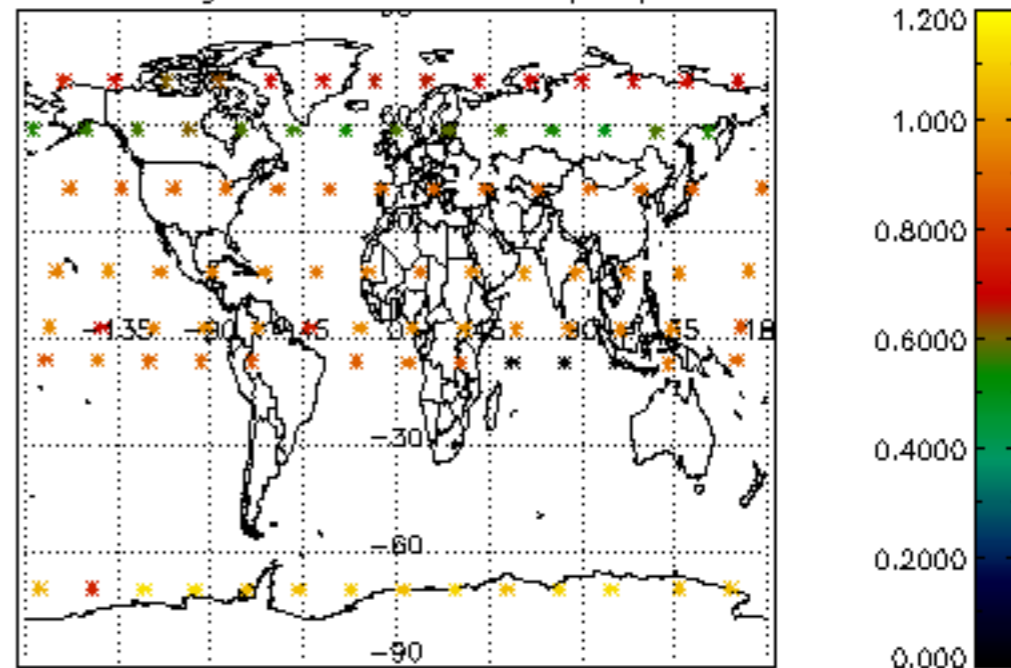
Percentage of saturation errors per profile



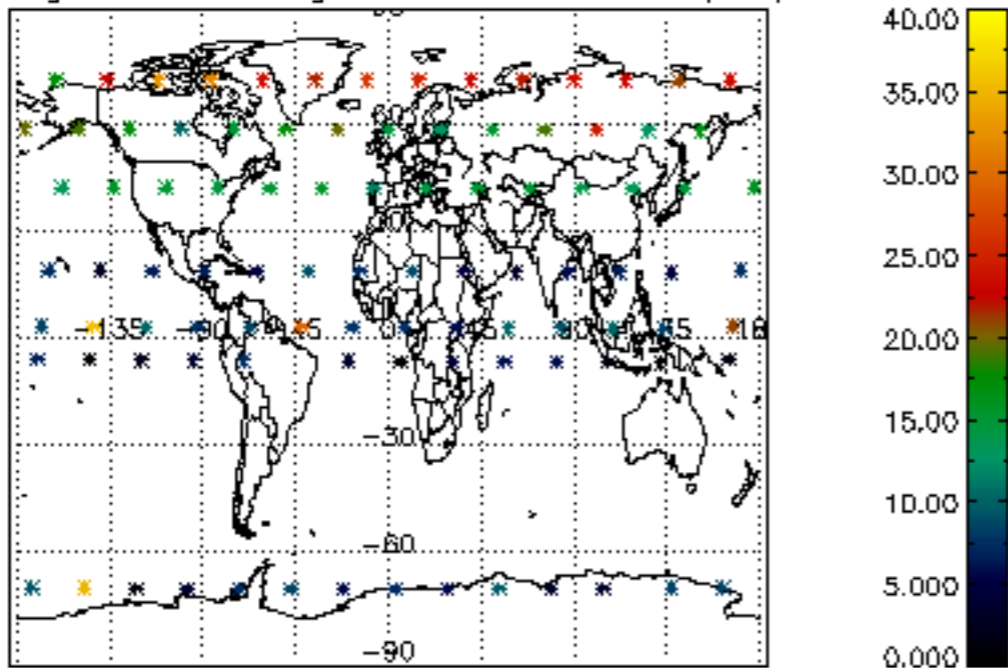
Percentage of cosmic ray hits per profile



Percentage of datation errors per profile



Percentage of star falling outside central band per profile



Percentage of saturation errors per profile

