

GOMOS Level 2 Daily Report

SUMMARY

[1. General Info](#)

[2. Summary of processed GOM_NL_2P products](#)

[3. Level 2 Quality information per product](#)

[3.1 Plot of level 2 quality information per product \(time dependant\)](#)

[3.2 Plot of level 2 quality information per product \(world map\)](#)

[4. Level 1 Quality information per product \(stored on level 2 products\)](#)

[4.1 Plot of level 1 quality information per product \(time dependant\)](#)

[4.1.1 Plot of level 1 quality information per product \(time dependant\): ASCENDING](#)

[4.1.2 Plot of level 1 quality information per product \(time dependant\): DESCENDING](#)

[4.2 Plot of level 1 quality information per product \(world map\)](#)

[4.2.1 Plot of level 1 quality information per product \(world map\): ASCENDING](#)

[4.2.2 Plot of level 1 quality information per product \(world map\): DESCENDING](#)

[5. Ozone profiles based on quality statistics and other trace gas profiles](#)

[5.1 Ozone statistics based on quality of products](#)

[5.2 Plot ozone profiles for all STD \(dark without errors\)](#)

[5.3 Plot ozone profiles where STD < 20% \(dark without errors\)](#)

[5.4. Plot ozone profiles where STD < 10% \(dark without errors\)](#)

[5.5. Plot ozone profiles where STD < 5% \(dark without errors\)](#)

[5.6 Plot NO2 profiles for all STD \(dark without errors\)](#)

[5.7 Plot NO3 profiles for all STD \(dark without errors\)](#)

[5.8 Plot H2O profiles \(only for occultations of stars 1,2,3,4,13,14,16,26,63 dark without errors\) for all STD](#)

[6. Auxiliary Data Files used for the production reported in section 2](#)

This report presents the daily analysis on parameters extracted from GOMOS level 2 data (GOM_NL__2P). It is intended to monitor some important parameters that will impact the quality of these products. A list of level 2 products (and content) that have arrived during the reporting day to the PCF is also given.

Item	Value
Time of report generation	25APR2013 21:59:01
Data source version	GOMOS/6.01
Start time of products	12-11-2008 (12NOV2008 00:00:00)
Stop time of products	13-11-2008 (13NOV2008 00:00:00)
Store outputs in DB	Yes
Nb of level 2 prods	280
Nb of prods with errors	0

2. Summary of processed GOM_NL__2P products.

Nr	Filename	UTC Start time	Limb	Duration	Star Id	Star Name	Star Mag	Star Temp	Nb Meas	Orbit	Prod. error
1	GOM_NL__2PRFIN20081112_000133_000000502073_00417_35040_0993.N1	12-NOV-2008 00:01:33	Twilight	50.000	94	92Alp Cet	2.5260	3100.0	100	35040	No
2	GOM_NL__2PRFIN20081112_000616_000000372073_00417_35040_0994.N1	12-NOV-2008 00:06:16	Bright	37.000	105	6Bet Ari	2.6450	8900.0	74	35040	No
3	GOM_NL__2PRFIN20081112_001021_000000362073_00417_35040_0995.N1	12-NOV-2008 00:10:21	Bright	35.500	173	4Bet Tri	3.0040	8900.0	71	35040	No
4	GOM_NL__2PRFIN20081112_001225_000000372073_00417_35040_0996.N1	12-NOV-2008 00:12:25	Bright	36.500	73	57Gam1And	2.2600	13100.	73	35040	No
5	GOM_NL__2PRFIN20081112_001549_000000392073_00417_35040_0997.N1	12-NOV-2008 00:15:49	Bright	39.000	35	33Alp Per	1.7950	6250.0	78	35040	No
6	GOM_NL__2PRFIN20081112_001723_000000342073_00417_35040_0998.N1	12-NOV-2008 00:17:23	Bright	34.000	110	37Del Cas	2.6780	8900.0	68	35040	No
7	GOM_NL__2PRFIN20081112_002536_000000342073_00417_35040_0999.N1	12-NOV-2008 00:25:36	Bright	33.500	49	1Alp UMi	1.9900	6300.0	67	35040	No
8	GOM_NL__2PRFIN20081112_002951_000000342073_00417_35040_1000.N1	12-NOV-2008 00:29:51	Bright	34.000	60	7Bet UMi	2.0810	3950.0	68	35040	No
9	GOM_NL__2PRFIN20081112_003324_000000392073_00417_35040_1001.N1	12-NOV-2008 00:33:24	Bright	39.000	36	50Alp UMa	1.8000	6300.0	78	35040	No
10	GOM_NL__2PRFIN20081112_003503_000000392073_00417_35040_1002.N1	12-NOV-2008 00:35:03	Bright	39.000	82	48Bet UMa	2.3650	10600.	78	35040	No
11	GOM_NL__2PRFIN20081112_004037_000000342073_00417_35040_1003.N1	12-NOV-2008 00:40:37	Bright	34.000	152	12Alp2CVn	2.8900	11000.	68	35040	No
12	GOM_NL__2PRFIN20081112_004826_000000592073_00417_35040_1004.N1	12-NOV-2008 00:48:26	Bright	59.000	62	94Bet Leo	2.1360	9700.0	118	35040	No
13	GOM_NL__2PRFIN20081112_005658_000000422073_00417_35040_1005.N1	12-NOV-2008 00:56:58	Twilight	42.000	100	4Gam Crv	2.5800	13100.	84	35040	No
14	GOM_NL__2PRFIN20081112_005829_000000432073_00417_35040_1006.N1	12-NOV-2008 00:58:29	Twilight	43.000	171	2Eps Crv	3.0010	4250.0	86	35040	No
15	GOM_NL__2PRFIN20081112_010736_000000412073_00417_35040_1007.N1	12-NOV-2008 01:07:36	Dark	41.000	113	Mu Vel	2.6920	5000.0	82	35040	No
16	GOM_NL__2PRFIN20081112_011501_000000472073_00418_35041_1156.N1	12-NOV-2008 01:15:01	Dark	46.500	34	Gam2Vel	1.7930	23000.	93	35041	No
17	GOM_NL__2PRFIN20081112_011953_000000542073_00418_35041_1157.N1	12-NOV-2008 01:19:53	Dark	54.000	2	Alp Car	-0.73600	7000.0	108	35041	No
18	GOM_NL__2PRFIN20081112_012858_000000392073_00418_35041_1158.N1	12-NOV-2008 01:28:58	Straylight	38.500	157	The1Eri	2.9060	9300.0	77	35041	No
19	GOM_NL__2PRFIN20081112_014209_000000492073_00418_35041_1159.N1	12-NOV-2008 01:42:09	Twilight	48.500	94	92Alp Cet	2.5260	3100.0	97	35041	No
20	GOM_NL__2PRFIN20081112_014652_000000372073_00418_35041_1160.N1	12-NOV-2008 01:46:52	Bright	36.500	105	6Bet Ari	2.6450	8900.0	73	35041	No
21	GOM_NL__2PRFIN20081112_015057_000000372073_00418_35041_1161.N1	12-NOV-2008 01:50:57	Bright	36.500	173	4Bet Tri	3.0040	8900.0	73	35041	No
22	GOM_NL__2PRFIN20081112_015300_000000382073_00418_35041_1162.N1	12-NOV-2008 01:53:00	Bright	37.500	73	57Gam1And	2.2600	13100.	75	35041	No
23	GOM_NL__2PRFIN20081112_015624_000000602073_00418_35041_1163.N1	12-NOV-2008 01:56:24	Bright	60.000	35	33Alp Per	1.7950	6250.0	120	35041	No
24	GOM_NL__2PRFIN20081112_015759_000000522073_00418_35041_1164.N1	12-NOV-2008 01:57:59	Bright	52.000	110	37Del Cas	2.6780	8900.0	104	35041	No
25	GOM_NL__2PRFIN20081112_020612_000000332073_00418_35041_1165.N1	12-NOV-2008 02:06:12	Bright	32.500	49	1Alp UMi	1.9900	6300.0	65	35041	No
26	GOM_NL__2PRFIN20081112_021027_000000382073_00418_35041_1166.N1	12-NOV-2008 02:10:27	Bright	37.500	60	7Bet UMi	2.0810	3950.0	75	35041	No
27	GOM_NL__2PRFIN20081112_021400_000000402073_00418_35041_1167.N1	12-NOV-2008 02:14:00	Bright	40.000	36	50Alp UMa	1.8000	6300.0	80	35041	No
28	GOM_NL__2PRFIN20081112_021538_000000462073_00418_35041_1168.N1	12-NOV-2008 02:15:38	Bright	45.500	82	48Bet UMa	2.3650	10600.	91	35041	No
29	GOM_NL__2PRFIN20081112_022113_000000352073_00418_35041_1169.N1	12-NOV-2008 02:21:13	Bright	34.500	152	12Alp2CVn	2.8900	11000.	69	35041	No
30	GOM_NL__2PRFIN20081112_022902_000000392073_00418_35041_1170.N1	12-NOV-2008 02:29:02	Bright	38.500	62	94Bet Leo	2.1360	9700.0	77	35041	No
31	GOM_NL__2PRFIN20081112_023735_000000412073_00418_35041_1171.N1	12-NOV-2008 02:37:35	Twilight	40.500	100	4Gam Crv	2.5800	13100.	81	35041	No
32	GOM_NL__2PRFIN20081112_023905_000000382073_00418_35041_1172.N1	12-NOV-2008 02:39:05	Twilight	37.500	171	2Eps Crv	3.0010	4250.0	75	35041	No
33	GOM_NL__2PRFIN20081112_024813_000000382073_00418_35041_1173.N1	12-NOV-2008 02:48:13	Dark	38.000	113	Mu Vel	2.6920	5000.0	76	35041	No
34	GOM_NL__2PRFIN20081112_025538_000000492073_00419_35042_1176.N1	12-NOV-2008 02:55:38	Dark	48.500	34	Gam2Vel	1.7930	23000.	97	35042	No
35	GOM_NL__2PRFIN20081112_030030_000000542073_00419_35042_1177.N1	12-NOV-2008 03:00:30	Dark	54.000	2	Alp Car	-0.73600	7000.0	108	35042	No
36	GOM_NL__2PRFIN20081112_030934_000000402073_00419_35042_1178.N1	12-NOV-2008 03:09:34	Straylight	39.500	157	The1Eri	2.9060	9300.0	79	35042	No
37	GOM_NL__2PRFIN20081112_032244_000000492073_00419_35042_1179.N1	12-NOV-2008 03:22:44	Twilight	48.500	94	92Alp Cet	2.5260	3100.0	97	35042	No
38	GOM_NL__2PRFIN20081112_032728_000000362073_00419_35042_1180.N1	12-NOV-2008 03:27:28	Bright	36.000	105	6Bet Ari	2.6450	8900.0	72	35042	No
39	GOM_NL__2PRFIN20081112_033132_000000372073_00419_35042_1181.N1	12-NOV-2008 03:31:32	Bright	36.500	173	4Bet Tri	3.0040	8900.0	73	35042	No
40	GOM_NL__2PRFIN20081112_033336_000000382073_00419_35042_1182.N1	12-NOV-2008 03:33:36	Bright	38.000	73	57Gam1And	2.2600	13100.	76	35042	No
41	GOM_NL__2PRFIN20081112_033700_000000412073_00419_35042_1183.N1	12-NOV-2008 03:37:00	Bright	40.500	35	33Alp Per	1.7950	6250.0	81	35042	No
42	GOM_NL__2PRFIN20081112_033835_000000352073_00419_35042_1184.N1	12-NOV-2008 03:38:35	Bright	35.000	110	37Del Cas	2.6780	8900.0	70	35042	No

161	GOM_NL__2PRFIN20081112_140525_000000352073_00425_35048_1286.N1	12-NOV-2008 14:05:25	Bright	34.500	152	12Alp2CVn	2.8900	11000.	69	35048	No
162	GOM_NL__2PRFIN20081112_141316_000000402073_00425_35048_1287.N1	12-NOV-2008 14:13:16	Bright	39.500	62	94Bet Leo	2.1360	9700.0	79	35048	No
163	GOM_NL__2PRFIN20081112_141651_000000352073_00425_35048_1288.N1	12-NOV-2008 14:16:51	Bright	34.500	121	29Gam Vir	2.7400	7200.0	69	35048	No
164	GOM_NL__2PRFIN20081112_142149_000000392073_00425_35048_1289.N1	12-NOV-2008 14:21:49	Twilight	39.000	100	4Gam Crv	2.5800	13100.	78	35048	No
165	GOM_NL__2PRFIN20081112_142319_000000422073_00425_35048_1290.N1	12-NOV-2008 14:23:19	Twilight	42.000	171	2Eps Crv	3.0010	4250.0	84	35048	No
166	GOM_NL__2PRFIN20081112_143228_000000392073_00425_35048_1291.N1	12-NOV-2008 14:32:28	Dark	39.000	113	Mu Vel	2.6920	5000.0	78	35048	No
167	GOM_NL__2PRFIN20081112_143535_000000372073_00426_35049_1283.N1	12-NOV-2008 14:35:35	Dark	36.500	124	The Car	2.7640	30000.	73	35049	No
168	GOM_NL__2PRFIN20081112_143957_000000482073_00426_35049_1284.N1	12-NOV-2008 14:39:57	Dark	47.500	34	Gam2Vel	1.7930	23000.	95	35049	No
169	GOM_NL__2PRFIN20081112_144446_000000472073_00426_35049_1285.N1	12-NOV-2008 14:44:46	Dark	47.000	2	Alp Car	-0.73600	7000.0	94	35049	No
170	GOM_NL__2PRFIN20081112_145348_000000392073_00426_35049_1286.N1	12-NOV-2008 14:53:48	Straylight	38.500	157	The1Eri	2.9060	9300.0	77	35049	No
171	GOM_NL__2PRFIN20081112_150655_000000482073_00426_35049_1287.N1	12-NOV-2008 15:06:55	Twilight	48.000	94	92Alp Cet	2.5260	3100.0	96	35049	No
172	GOM_NL__2PRFIN20081112_151139_000000362073_00426_35049_1288.N1	12-NOV-2008 15:11:39	Bright	36.000	105	6Bet Ari	2.6450	8900.0	72	35049	No
173	GOM_NL__2PRFIN20081112_151543_000000362073_00426_35049_1289.N1	12-NOV-2008 15:15:43	Bright	35.500	173	4Bet Tri	3.0040	8900.0	71	35049	No
174	GOM_NL__2PRFIN20081112_151747_000000382073_00426_35049_1290.N1	12-NOV-2008 15:17:47	Bright	37.500	73	57Gam1And	2.2600	13100.	75	35049	No
175	GOM_NL__2PRFIN20081112_152108_000000382073_00426_35049_1291.N1	12-NOV-2008 15:21:08	Bright	38.000	35	33Alp Per	1.7950	6250.0	76	35049	No
176	GOM_NL__2PRFIN20081112_152247_000000352073_00426_35049_1292.N1	12-NOV-2008 15:22:47	Bright	35.000	110	37Del Cas	2.6780	8900.0	70	35049	No
177	GOM_NL__2PRFIN20081112_153059_000000362073_00426_35049_1293.N1	12-NOV-2008 15:30:59	Bright	36.000	49	1Alp UMi	1.9900	6300.0	72	35049	No
178	GOM_NL__2PRFIN20081112_153516_000000372073_00426_35049_1294.N1	12-NOV-2008 15:35:16	Bright	36.500	60	7Bet UMi	2.0810	3950.0	73	35049	No
179	GOM_NL__2PRFIN20081112_153846_000000422073_00426_35049_1295.N1	12-NOV-2008 15:38:46	Bright	41.500	36	50Alp UMa	1.8000	6300.0	83	35049	No
180	GOM_NL__2PRFIN20081112_154024_000000522073_00426_35049_1296.N1	12-NOV-2008 15:40:24	Bright	52.000	82	48Bet UMa	2.3650	10600.	104	35049	No
181	GOM_NL__2PRFIN20081112_154601_000000352073_00426_35049_1297.N1	12-NOV-2008 15:46:01	Bright	35.000	152	12Alp2CVn	2.8900	11000.	70	35049	No
182	GOM_NL__2PRFIN20081112_155353_000000412073_00426_35049_1298.N1	12-NOV-2008 15:53:53	Bright	41.000	62	94Bet Leo	2.1360	9700.0	82	35049	No
183	GOM_NL__2PRFIN20081112_155728_000000352073_00426_35049_1299.N1	12-NOV-2008 15:57:28	Bright	35.000	121	29Gam Vir	2.7400	7200.0	70	35049	No
184	GOM_NL__2PRFIN20081112_160225_000000402073_00426_35049_1300.N1	12-NOV-2008 16:02:25	Twilight	40.000	100	4Gam Crv	2.5800	13100.	80	35049	No
185	GOM_NL__2PRFIN20081112_160356_000000412073_00426_35049_1301.N1	12-NOV-2008 16:03:56	Twilight	40.500	171	2Eps Crv	3.0010	4250.0	81	35049	No
186	GOM_NL__2PRFIN20081112_161305_000000412073_00426_35049_1302.N1	12-NOV-2008 16:13:05	Dark	41.000	113	Mu Vel	2.6920	5000.0	82	35049	No
187	GOM_NL__2PRFIN20081112_161611_000000362073_00427_35050_1299.N1	12-NOV-2008 16:16:11	Dark	36.000	124	The Car	2.7640	30000.	72	35050	No
188	GOM_NL__2PRFIN20081112_162034_000000512073_00427_35050_1300.N1	12-NOV-2008 16:20:34	Dark	50.500	34	Gam2Vel	1.7930	23000.	101	35050	No
189	GOM_NL__2PRFIN20081112_162523_000000522073_00427_35050_1301.N1	12-NOV-2008 16:25:23	Dark	51.500	2	Alp Car	-0.73600	7000.0	103	35050	No
190	GOM_NL__2PRFIN20081112_163424_000000372073_00427_35050_1302.N1	12-NOV-2008 16:34:24	Straylight	37.000	157	The1Eri	2.9060	9300.0	74	35050	No
191	GOM_NL__2PRFIN20081112_164731_000000522073_00427_35050_1303.N1	12-NOV-2008 16:47:31	Twilight	51.500	94	92Alp Cet	2.5260	3100.0	103	35050	No
192	GOM_NL__2PRFIN20081112_165215_000000372073_00427_35050_1304.N1	12-NOV-2008 16:52:15	Bright	37.000	105	6Bet Ari	2.6450	8900.0	74	35050	No
193	GOM_NL__2PRFIN20081112_165619_000000372073_00427_35050_1305.N1	12-NOV-2008 16:56:19	Bright	36.500	173	4Bet Tri	3.0040	8900.0	73	35050	No
194	GOM_NL__2PRFIN20081112_165823_000000352073_00427_35050_1306.N1	12-NOV-2008 16:58:23	Bright	35.000	73	57Gam1And	2.2600	13100.	70	35050	No
195	GOM_NL__2PRFIN20081112_170144_000000412073_00427_35050_1307.N1	12-NOV-2008 17:01:44	Bright	41.000	35	33Alp Per	1.7950	6250.0	82	35050	No
196	GOM_NL__2PRFIN20081112_170323_000000362073_00427_35050_1308.N1	12-NOV-2008 17:03:23	Bright	35.500	110	37Del Cas	2.6780	8900.0	71	35050	No
197	GOM_NL__2PRFIN20081112_171135_000000372073_00427_35050_1309.N1	12-NOV-2008 17:11:35	Bright	36.500	49	1Alp UMi	1.9900	6300.0	73	35050	No
198	GOM_NL__2PRFIN20081112_171552_000000362073_00427_35050_1310.N1	12-NOV-2008 17:15:52	Bright	36.000	60	7Bet UMi	2.0810	3950.0	72	35050	No
199	GOM_NL__2PRFIN20081112_171922_000000402073_00427_35050_1311.N1	12-NOV-2008 17:19:22	Bright	40.000	36	50Alp UMa	1.8000	6300.0	80	35050	No
200	GOM_NL__2PRFIN20081112_172100_000000412073_00427_35050_1312.N1	12-NOV-2008 17:21:00	Bright	40.500	82	48Bet UMa	2.3650	10600.	81	35050	No
201	GOM_NL__2PRFIN20081112_172637_000000402073_00427_35050_1313.N1	12-NOV-2008 17:26:37	Bright	40.000	152	12Alp2CVn	2.8900	11000.	80	35050	No
202	GOM_NL__2PRFIN20081112_173429_000000412073_00427_35050_1314.N1	12-NOV-2008 17:34:29	Bright	41.000	62	94Bet Leo	2.1360	9700.0	82	35050	No
203	GOM_NL__2PRFIN20081112_173804_000000392073_00427_35050_1315.N1	12-NOV-2008 17:38:04	Bright	38.500	121	29Gam Vir	2.7400	7200.0	77	35050	No
204	GOM_NL__2PRFIN20081112_174302_000000422073_00427_35050_1316.N1	12-NOV-2008 17:43:02	Twilight	41.500	100	4Gam Crv	2.5800	13100.	83	35050	No
205	GOM_NL__2PRFIN20081112_174432_000000432073_00427_35050_1317.N1	12-NOV-2008 17:44:32	Twilight	42.500	171	2Eps Crv	3.0010	4250.0	85	35050	No
206	GOM_NL__2PRFIN20081112_175341_000000402073_00427_35050_1318.N1	12-NOV-2008 17:53:41	Dark	40.000	113	Mu Vel	2.6920	5000.0	80	35050	No
207	GOM_NL__2PRFIN20081112_175647_000000382073_00428_35051_1311.N1	12-NOV-2008 17:56:47	Dark	37.500	124	The Car	2.7640	30000.	75	35051	No
208	GOM_NL__2PRFIN20081112_180111_000000492073_00428_35051_1312.N1	12-NOV-2008 18:01:11	Dark	48.500	34	Gam2Vel	1.7930	23000.	97	35051	No
209	GOM_NL__2PRFIN20081112_180559_000000482073_00428_35051_1313.N1	12-NOV-2008 18:05:59	Dark	48.000	2	Alp Car	-0.73600	7000.0	96	35051	No
210	GOM_NL__2PRFIN20081112_181500_000000402073_00428_35051_1314.N1	12-NOV-2008 18:15:00	Straylight	39.500	157	The1Eri	2.9060	9300.0	79	35051	No
211	GOM_NL__2PRFIN20081112_182807_000000502073_00428_35051_1315.N1	12-NOV-2008 18:28:07	Twilight	50.000	94	92Alp Cet	2.5260	3100.0	100	35051	No
212	GOM_NL__2PRFIN20081112_183251_000000382073_00428_35051_1316.N1	12-NOV-2008 18:32:51	Bright	37.500	105	6Bet Ari	2.6450	8900.0	75	35051	No
213	GOM_NL__2PRFIN20081112_183655_000000362073_00428_35051_1317.N1	12-NOV-2008 18:36:55	Bright	35.500	173	4Bet Tri	3.0040	8900.0	71	35051	No
214	GOM_NL__2PRFIN20081112_183859_000000352073_00428_35051_1318.N1	12-NOV-2008 18:38:59	Bright	35.000	73	57Gam1And	2.2600	13100.	70	35051	No
215	GOM_NL__2PRFIN20081112_184219_000000412073_00428_35051_1319.N1	12-NOV-2008 18:42:19	Bright	40.500	35	33Alp Per	1.7950	6250.0	81	35051	No
216	GOM_NL__2PRFIN20081112_184359_000000352073_00428_35051_1320.N1	12-NOV-2008 18:43:59	Bright	35.000	110	37Del Cas	2.6780	8900.0	70	35051	No
217	GOM_NL__2PRFIN20081112_185211_000000362073_00428_35051_1321.N1	12-NOV-2008 18:52:11	Bright	36.000	49	1Alp UMi	1.9900	6300.0	72	35051	No
218	GOM_NL__2PRFIN20081112_185628_000000392073_00428_35051_1322.N1	12-NOV-2008 18:56:28	Bright	38.500	60	7Bet UMi	2.0810	3950.0	77	35051	No
219	GOM_NL__2PRFIN20081112_185957_000000422073_00428_35051_1323.N1	12-NOV-2008 18:59:57	Bright	41.500	36	50Alp UMa	1.8000	6300.0	83	35051	No

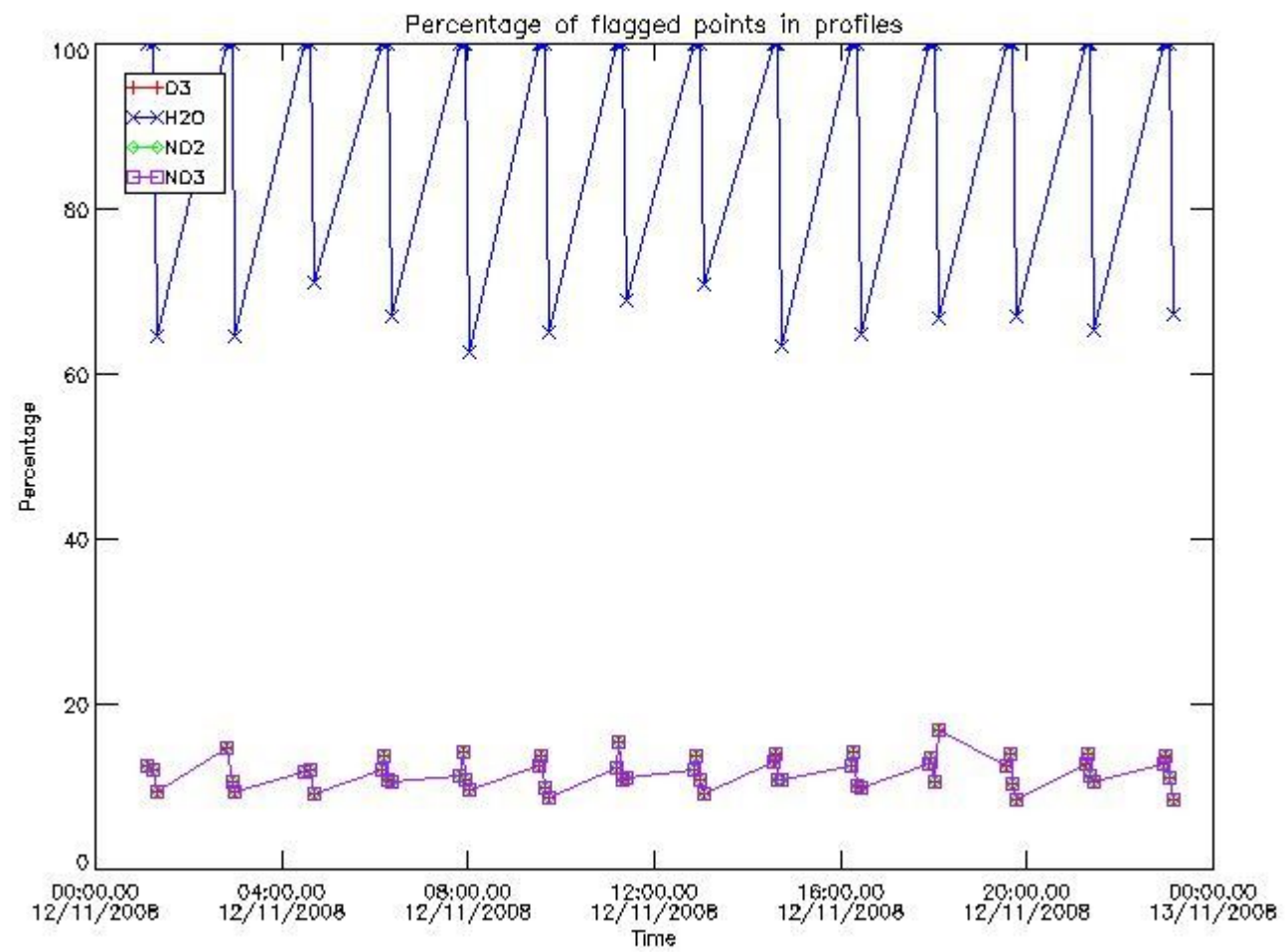
220	GOM_NL__2PRFIN20081112_190136_000000602073_00428_35051_1324.N1	12-NOV-2008 19:01:36	Bright	60.000	82	48Bet UMa	2.3650	10600.	120	35051	No
221	GOM_NL__2PRFIN20081112_190713_000000362073_00428_35051_1325.N1	12-NOV-2008 19:07:13	Bright	36.000	152	12Alp2CVn	2.8900	11000.	72	35051	No
222	GOM_NL__2PRFIN20081112_191505_000000412073_00428_35051_1326.N1	12-NOV-2008 19:15:05	Bright	41.000	62	94Bet Leo	2.1360	9700.0	82	35051	No
223	GOM_NL__2PRFIN20081112_191840_000000342073_00428_35051_1327.N1	12-NOV-2008 19:18:40	Bright	33.500	121	29Gam Vir	2.7400	7200.0	67	35051	No
224	GOM_NL__2PRFIN20081112_192338_000000382073_00428_35051_1328.N1	12-NOV-2008 19:23:38	Twilight	38.000	100	4Gam Crv	2.5800	13100.	76	35051	No
225	GOM_NL__2PRFIN20081112_192508_000000432073_00428_35051_1329.N1	12-NOV-2008 19:25:08	Twilight	42.500	171	2Eps Crv	3.0010	4250.0	85	35051	No
226	GOM_NL__2PRFIN20081112_193418_000000412073_00428_35051_1330.N1	12-NOV-2008 19:34:18	Dark	40.500	113	Mu Vel	2.6920	5000.0	81	35051	No
227	GOM_NL__2PRFIN20081112_193723_000000372073_00429_35052_1335.N1	12-NOV-2008 19:37:23	Dark	36.500	124	The Car	2.7640	30000.	73	35052	No
228	GOM_NL__2PRFIN20081112_194147_000000492073_00429_35052_1336.N1	12-NOV-2008 19:41:47	Dark	49.000	34	Gam2Vel	1.7930	23000.	98	35052	No
229	GOM_NL__2PRFIN20081112_194636_000000612073_00429_35052_1337.N1	12-NOV-2008 19:46:36	Dark	60.500	2	Alp Car	-0.73600	7000.0	121	35052	No
230	GOM_NL__2PRFIN20081112_195536_000000392073_00429_35052_1338.N1	12-NOV-2008 19:55:36	Straylight	39.000	157	The1Eri	2.9060	9300.0	78	35052	No
231	GOM_NL__2PRFIN20081112_200843_000000492073_00429_35052_1339.N1	12-NOV-2008 20:08:43	Twilight	49.000	94	92Alp Cet	2.5260	3100.0	98	35052	No
232	GOM_NL__2PRFIN20081112_201327_000000372073_00429_35052_1340.N1	12-NOV-2008 20:13:27	Bright	36.500	105	6Bet Ari	2.6450	8900.0	73	35052	No
233	GOM_NL__2PRFIN20081112_201731_000000372073_00429_35052_1341.N1	12-NOV-2008 20:17:31	Bright	36.500	173	4Bet Tri	3.0040	8900.0	73	35052	No
234	GOM_NL__2PRFIN20081112_201935_000000382073_00429_35052_1342.N1	12-NOV-2008 20:19:35	Bright	37.500	73	57Gam1And	2.2600	13100.	75	35052	No
235	GOM_NL__2PRFIN20081112_202255_000000382073_00429_35052_1343.N1	12-NOV-2008 20:22:55	Bright	38.000	35	33Alp Per	1.7950	6250.0	76	35052	No
236	GOM_NL__2PRFIN20081112_202435_000000352073_00429_35052_1344.N1	12-NOV-2008 20:24:35	Bright	35.000	110	37Del Cas	2.6780	8900.0	70	35052	No
237	GOM_NL__2PRFIN20081112_203247_000000362073_00429_35052_1345.N1	12-NOV-2008 20:32:47	Bright	35.500	49	1Alp UMi	1.9900	6300.0	71	35052	No
238	GOM_NL__2PRFIN20081112_203704_000000332073_00429_35052_1346.N1	12-NOV-2008 20:37:04	Bright	33.000	60	7Bet UMi	2.0810	3950.0	66	35052	No
239	GOM_NL__2PRFIN20081112_204033_000000412073_00429_35052_1347.N1	12-NOV-2008 20:40:33	Bright	41.000	36	50Alp UMa	1.8000	6300.0	82	35052	No
240	GOM_NL__2PRFIN20081112_204212_000000602073_00429_35052_1348.N1	12-NOV-2008 20:42:12	Bright	60.000	82	48Bet UMa	2.3650	10600.	120	35052	No
241	GOM_NL__2PRFIN20081112_204420_000000342073_00429_35052_1349.N1	12-NOV-2008 20:44:20	Bright	33.500	39	85Eta UMa	1.8540	24000.	67	35052	No
242	GOM_NL__2PRFIN20081112_204749_000000342073_00429_35052_1350.N1	12-NOV-2008 20:47:49	Bright	34.000	152	12Alp2CVn	2.8900	11000.	68	35052	No
243	GOM_NL__2PRFIN20081112_205541_000000592073_00429_35052_1351.N1	12-NOV-2008 20:55:41	Bright	59.000	62	94Bet Leo	2.1360	9700.0	118	35052	No
244	GOM_NL__2PRFIN20081112_205916_000000352073_00429_35052_1352.N1	12-NOV-2008 20:59:16	Bright	34.500	121	29Gam Vir	2.7400	7200.0	69	35052	No
245	GOM_NL__2PRFIN20081112_210414_000000422073_00429_35052_1353.N1	12-NOV-2008 21:04:14	Twilight	42.000	100	4Gam Crv	2.5800	13100.	84	35052	No
246	GOM_NL__2PRFIN20081112_210545_000000452073_00429_35052_1354.N1	12-NOV-2008 21:05:45	Twilight	44.500	171	2Eps Crv	3.0010	4250.0	89	35052	No
247	GOM_NL__2PRFIN20081112_211454_000000402073_00429_35052_1355.N1	12-NOV-2008 21:14:54	Dark	40.000	113	Mu Vel	2.6920	5000.0	80	35052	No
248	GOM_NL__2PRFIN20081112_211800_000000372073_00430_35053_1349.N1	12-NOV-2008 21:18:00	Dark	36.500	124	The Car	2.7640	30000.	73	35053	No
249	GOM_NL__2PRFIN20081112_212224_000000492073_00430_35053_1350.N1	12-NOV-2008 21:22:24	Dark	49.000	34	Gam2Vel	1.7930	23000.	98	35053	No
250	GOM_NL__2PRFIN20081112_212712_000000482073_00430_35053_1351.N1	12-NOV-2008 21:27:12	Dark	48.000	2	Alp Car	-0.73600	7000.0	96	35053	No
251	GOM_NL__2PRFIN20081112_213612_000000402073_00430_35053_1352.N1	12-NOV-2008 21:36:12	Straylight	40.000	157	The1Eri	2.9060	9300.0	80	35053	No
252	GOM_NL__2PRFIN20081112_214918_000000502073_00430_35053_1353.N1	12-NOV-2008 21:49:18	Twilight	50.000	94	92Alp Cet	2.5260	3100.0	100	35053	No
253	GOM_NL__2PRFIN20081112_215403_000000362073_00430_35053_1354.N1	12-NOV-2008 21:54:03	Bright	35.500	105	6Bet Ari	2.6450	8900.0	71	35053	No
254	GOM_NL__2PRFIN20081112_215807_000000362073_00430_35053_1355.N1	12-NOV-2008 21:58:07	Bright	35.500	173	4Bet Tri	3.0040	8900.0	71	35053	No
255	GOM_NL__2PRFIN20081112_220011_000000382073_00430_35053_1356.N1	12-NOV-2008 22:00:11	Bright	38.000	73	57Gam1And	2.2600	13100.	76	35053	No
256	GOM_NL__2PRFIN20081112_220330_000000422073_00430_35053_1357.N1	12-NOV-2008 22:03:30	Bright	41.500	35	33Alp Per	1.7950	6250.0	83	35053	No
257	GOM_NL__2PRFIN20081112_220510_000000342073_00430_35053_1358.N1	12-NOV-2008 22:05:10	Bright	33.500	110	37Del Cas	2.6780	8900.0	67	35053	No
258	GOM_NL__2PRFIN20081112_221323_000000372073_00430_35053_1359.N1	12-NOV-2008 22:13:23	Bright	36.500	49	1Alp UMi	1.9900	6300.0	73	35053	No
259	GOM_NL__2PRFIN20081112_221740_000000362073_00430_35053_1360.N1	12-NOV-2008 22:17:40	Bright	36.000	60	7Bet UMi	2.0810	3950.0	72	35053	No
260	GOM_NL__2PRFIN20081112_222109_000000422073_00430_35053_1361.N1	12-NOV-2008 22:21:09	Bright	41.500	36	50Alp UMa	1.8000	6300.0	83	35053	No
261	GOM_NL__2PRFIN20081112_222247_000000412073_00430_35053_1362.N1	12-NOV-2008 22:22:47	Bright	41.000	82	48Bet UMa	2.3650	10600.	82	35053	No
262	GOM_NL__2PRFIN20081112_222456_000000352073_00430_35053_1363.N1	12-NOV-2008 22:24:56	Bright	35.000	39	85Eta UMa	1.8540	24000.	70	35053	No
263	GOM_NL__2PRFIN20081112_222825_000000342073_00430_35053_1364.N1	12-NOV-2008 22:28:25	Bright	34.000	152	12Alp2CVn	2.8900	11000.	68	35053	No
264	GOM_NL__2PRFIN20081112_223617_000000482073_00430_35053_1365.N1	12-NOV-2008 22:36:17	Bright	47.500	62	94Bet Leo	2.1360	9700.0	95	35053	No
265	GOM_NL__2PRFIN20081112_223952_000000352073_00430_35053_1366.N1	12-NOV-2008 22:39:52	Bright	34.500	121	29Gam Vir	2.7400	7200.0	69	35053	No
266	GOM_NL__2PRFIN20081112_224451_000000402073_00430_35053_1367.N1	12-NOV-2008 22:44:51	Twilight	40.000	100	4Gam Crv	2.5800	13100.	80	35053	No
267	GOM_NL__2PRFIN20081112_224621_000000432073_00430_35053_1368.N1	12-NOV-2008 22:46:21	Twilight	42.500	171	2Eps Crv	3.0010	4250.0	85	35053	No
268	GOM_NL__2PRFIN20081112_225531_000000402073_00430_35053_1369.N1	12-NOV-2008 22:55:31	Dark	40.000	113	Mu Vel	2.6920	5000.0	80	35053	No
269	GOM_NL__2PRFIN20081112_225836_000000372073_00431_35054_1421.N1	12-NOV-2008 22:58:36	Dark	37.000	124	The Car	2.7640	30000.	74	35054	No
270	GOM_NL__2PRFIN20081112_230301_000000462073_00431_35054_1422.N1	12-NOV-2008 23:03:01	Dark	46.000	34	Gam2Vel	1.7930	23000.	92	35054	No
271	GOM_NL__2PRFIN20081112_230749_000000602073_00431_35054_1423.N1	12-NOV-2008 23:07:49	Dark	60.000	2	Alp Car	-0.73600	7000.0	120	35054	No
272	GOM_NL__2PRFIN20081112_231648_000000382073_00431_35054_1424.N1	12-NOV-2008 23:16:48	Straylight	38.000	157	The1Eri	2.9060	9300.0	76	35054	No
273	GOM_NL__2PRFIN20081112_232954_000000482073_00431_35054_1425.N1	12-NOV-2008 23:29:54	Twilight	48.000	94	92Alp Cet	2.5260	3100.0	96	35054	No
274	GOM_NL__2PRFIN20081112_233439_000000372073_00431_35054_1426.N1	12-NOV-2008 23:34:39	Bright	36.500	105	6Bet Ari	2.6450	8900.0	73	35054	No
275	GOM_NL__2PRFIN20081112_233842_000000362073_00431_35054_1427.N1	12-NOV-2008 23:38:42	Bright	36.000	173	4Bet Tri	3.0040	8900.0	72	35054	No
276	GOM_NL__2PRFIN20081112_234046_000000382073_00431_35054_1428.N1	12-NOV-2008 23:40:46	Bright	37.500	73	57Gam1And	2.2600	13100.	75	35054	No
277	GOM_NL__2PRFIN20081112_234406_000000382073_00431_35054_1429.N1	12-NOV-2008 23:44:06	Bright	38.000	35	33Alp Per	1.7950	6250.0	76	35054	No
278	GOM_NL__2PRFIN20081112_234546_000000352073_00431_35054_1430.N1	12-NOV-2008 23:45:46	Bright	34.500	110	37Del Cas	2.6780	8900.0	69	35054	No

279	GOM_NL__2PRFIN20081112_235359_000000372073_00431_35054_1431.N1	12-NOV-2008 23:53:59	Bright	36.500	49	1Alp UMi	1.9900	6300.0	73	35054	No
280	GOM_NL__2PRFIN20081112_235816_000000362073_00431_35054_1432.N1	12-NOV-2008 23:58:16	Bright	36.000	60	7Bet UMi	2.0810	3950.0	72	35054	No

3. Quality information per product

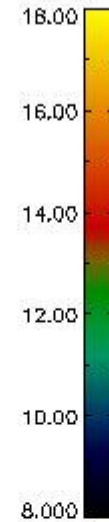
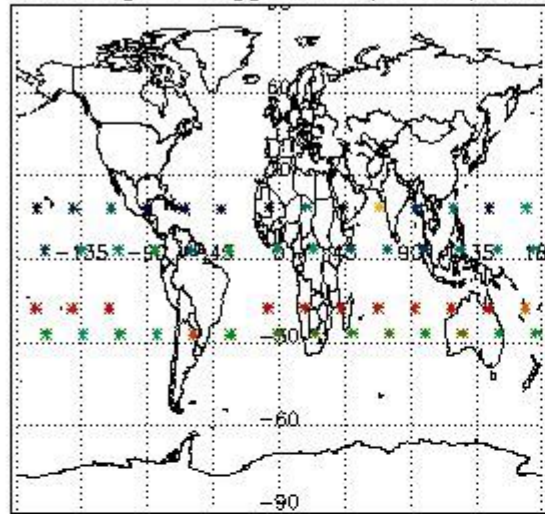
In this section it is plotted some information contained in the Quality Summary data set of the level 2 products. Only products in dark limb conditions and without errors (error flag in the MPH set to "0") are used.

3.1 Plot quality information per product (time dependant)

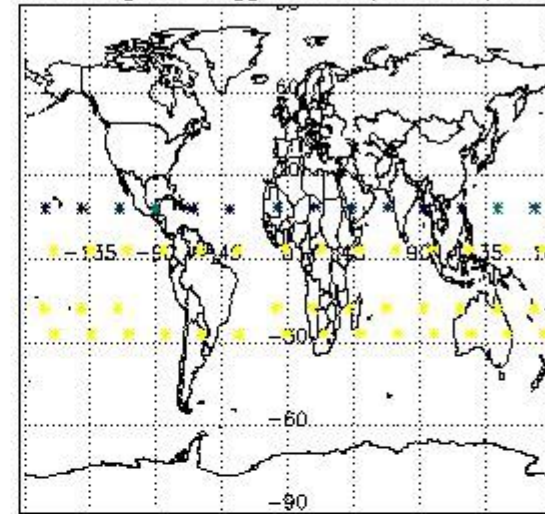


3.2 Plot quality information per product (world map)

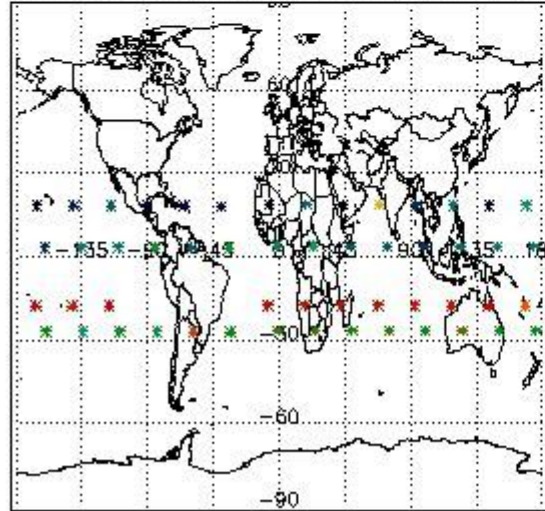
Percentage of flagged data per O3 profile



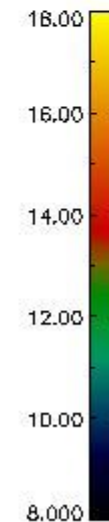
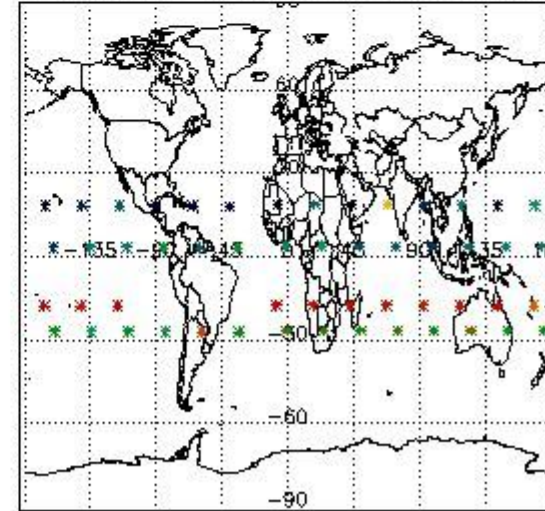
Percentage of flagged data per H2O profile



Percentage of flagged data per NO2 profile



Percentage of flagged data per NO3 profile

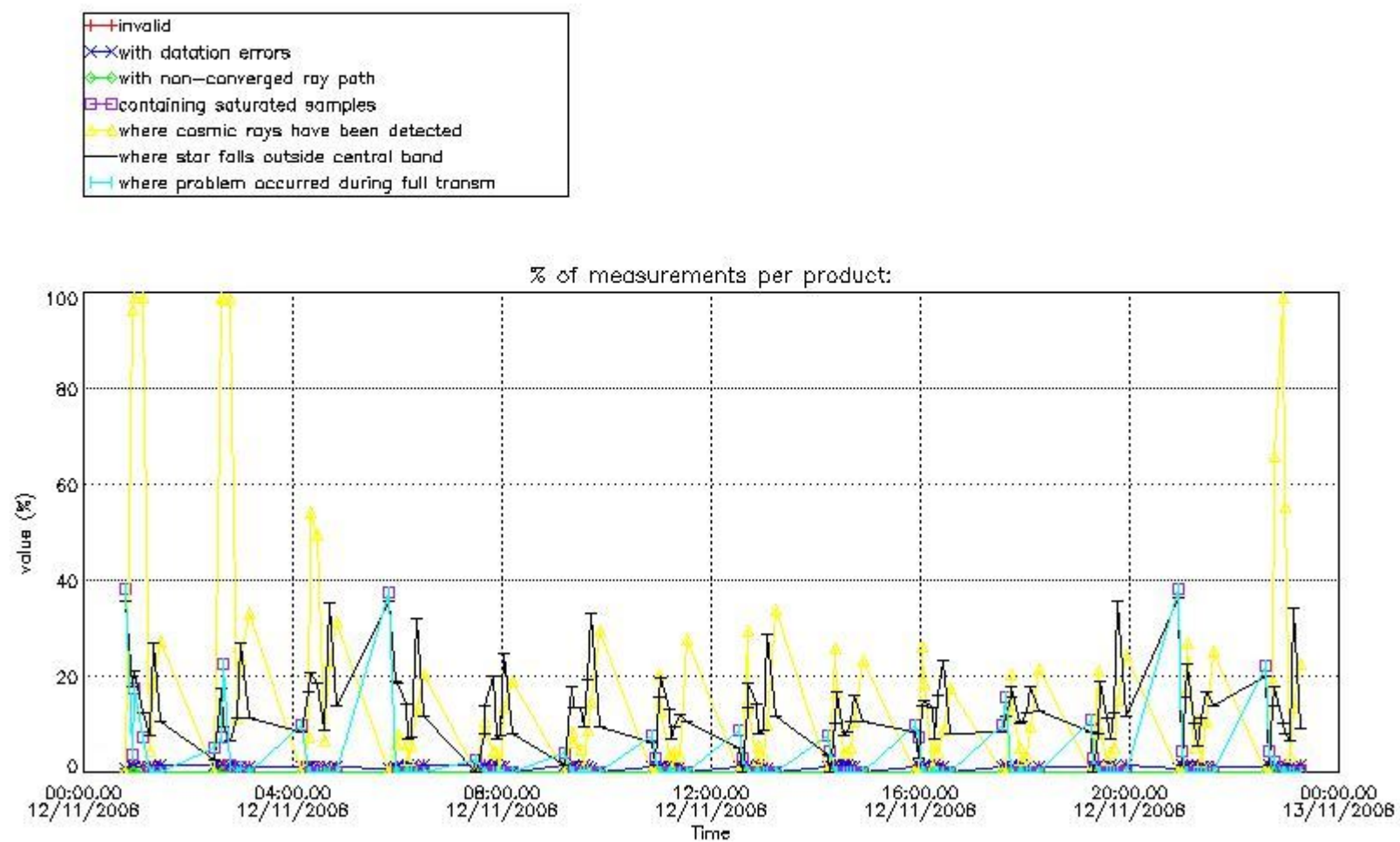


4. Level 1 quality information per product

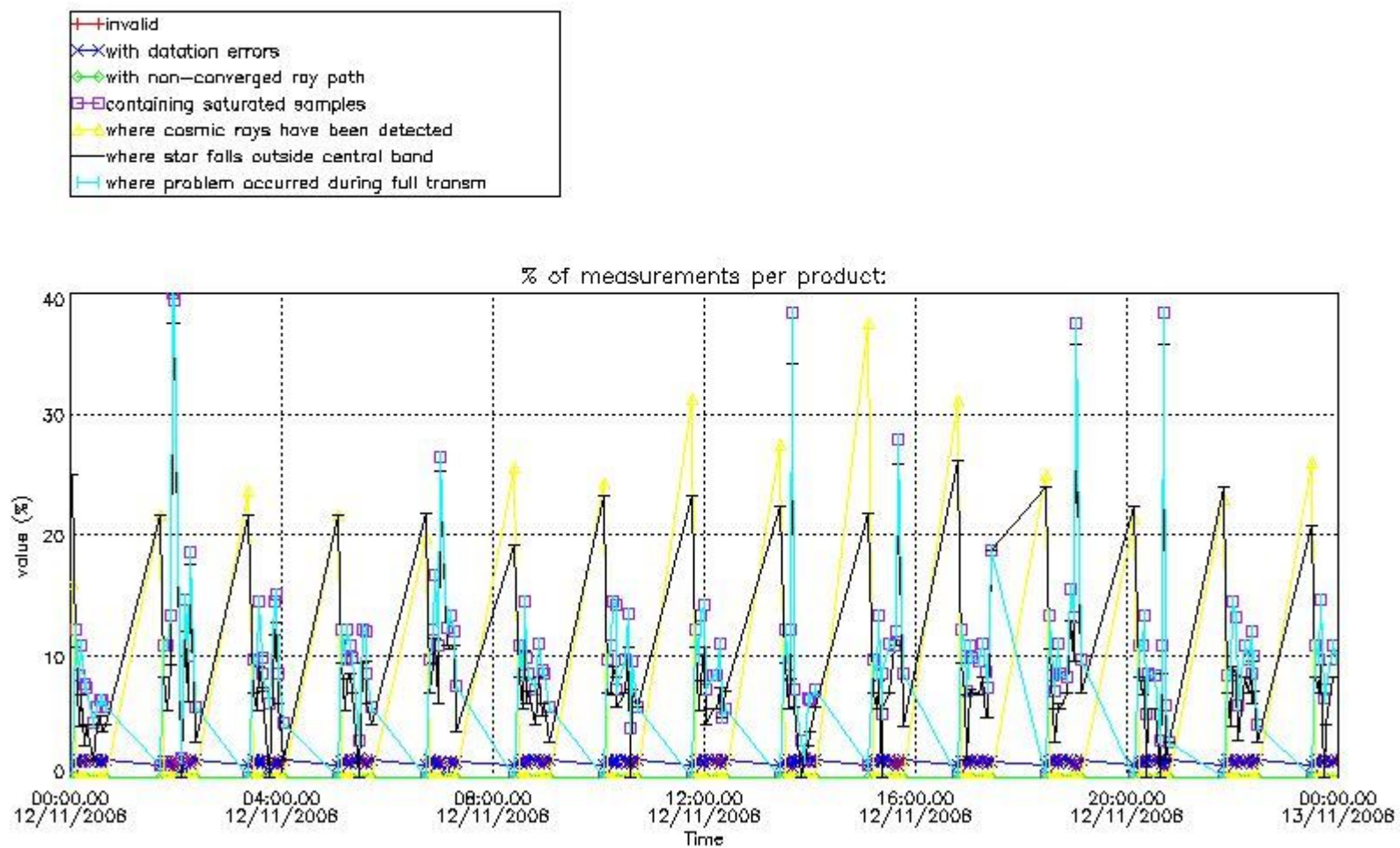
In this section it is plotted some information contained in the Quality Summary data set of the level 2 products that comes from the level 1b processing. Products without errors (error flag in the MPH set to "0") are used.

4.1 Plot quality information per product (time dependant) coming from level 1b processing

4.1.1 Plot level 1 quality information per product (time dependant): ENVISAT ASCENDING passes



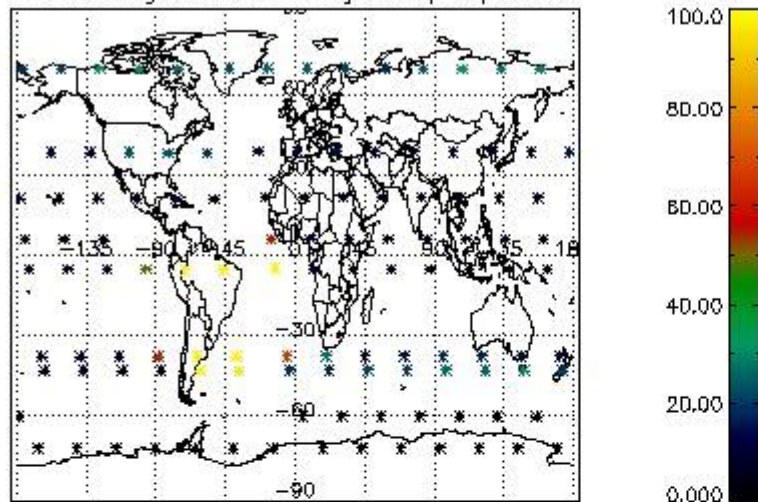
4.1.2 Plot level 1 quality information per product (time dependant): ENVI SAT DESCENDING passes



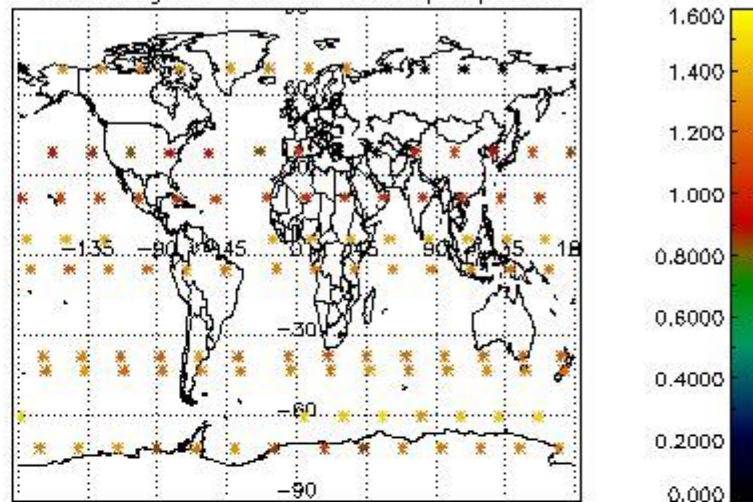
4.2 Plot quality information per product coming from level 1b processing (world map)

4.2.1 Plot level 1 quality information per product (world map): ENVISAT ASCENDING passes

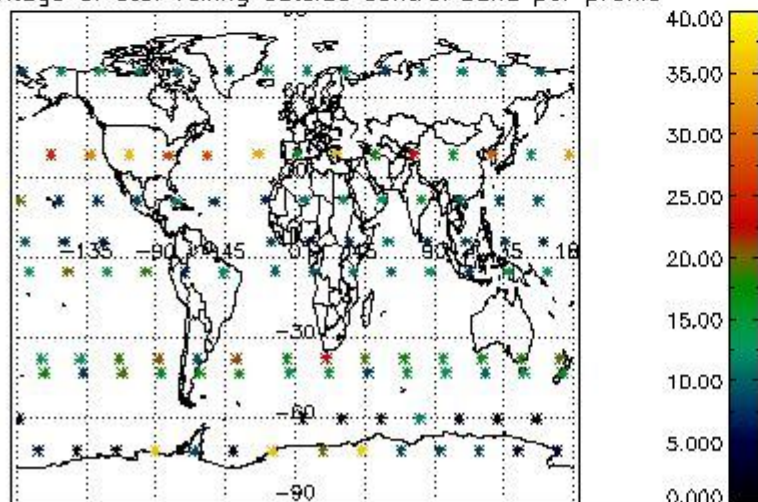
Percentage of cosmic ray hits per profile



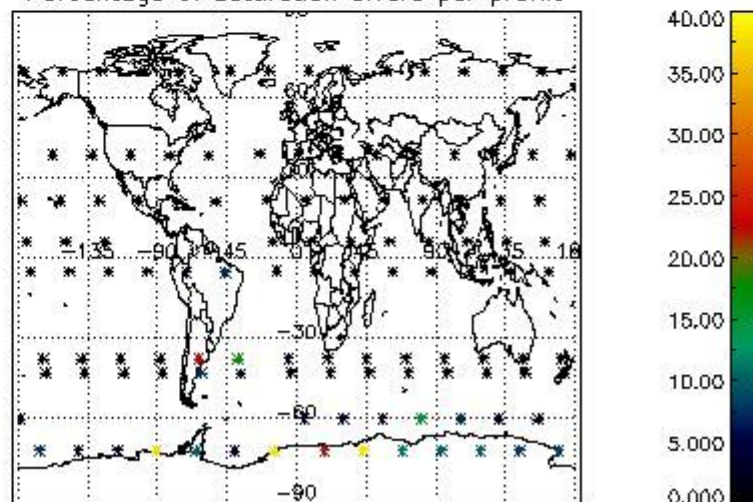
Percentage of datation errors per profile



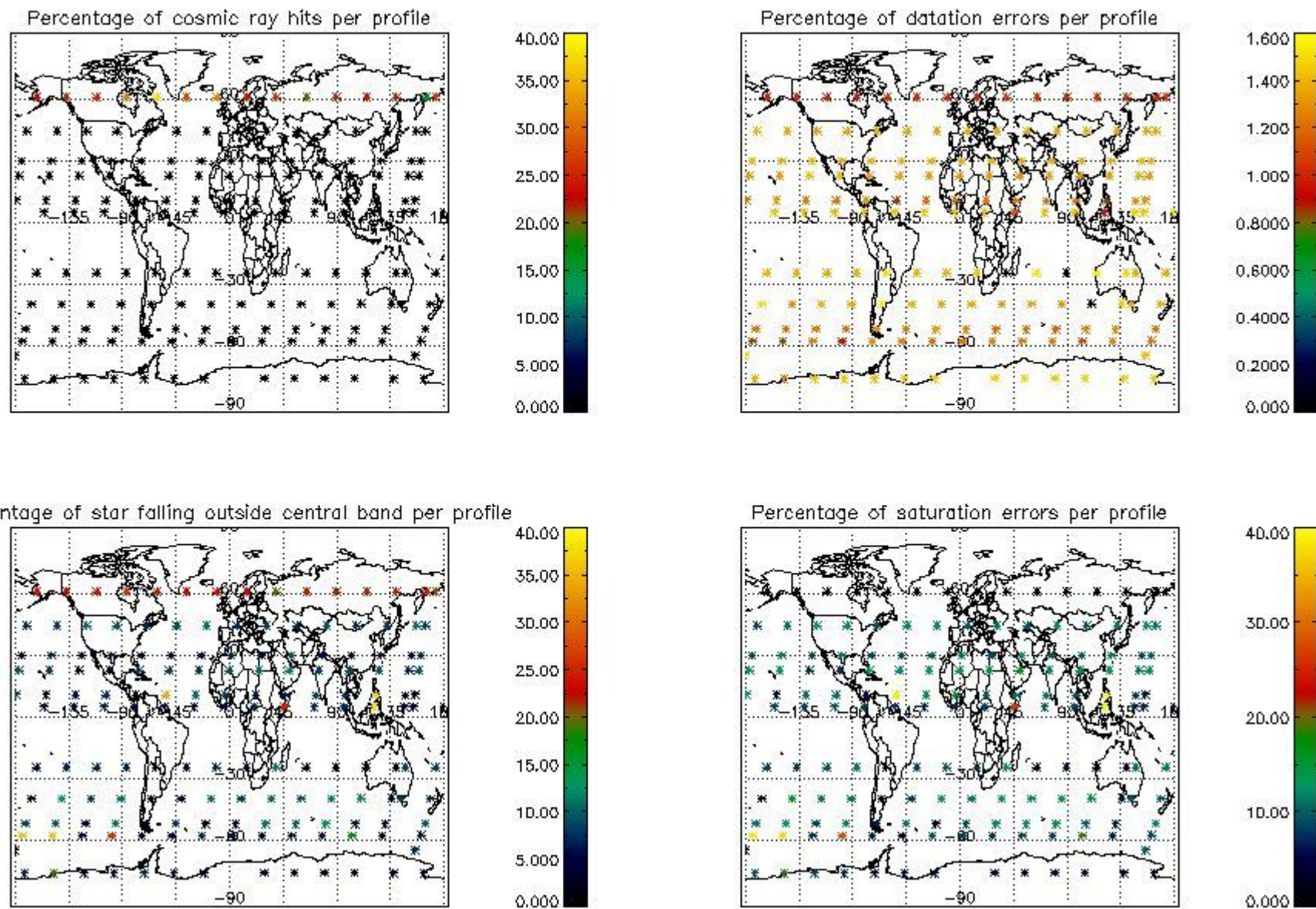
Percentage of star falling outside central band per profile



Percentage of saturation errors per profile



4.2.2 Plot level 1 quality information per product (world map): ENVISAT DESCENDING passes



5. Trace gas profiles

5.1 Ozone statistics based on quality of products

The final quality of the products can be "measured" using the STD (Standard Deviation) attached to every point profile. This information is written to the parameter GOM_NL__2P/NL_LOCAL_SPECIES_DENSITY/o3_std of the level 2 products. The table below shows the statistics for given STD ranges.

The statistics are given with respect to the overall valid production:

- Products without fatal errors: GOM_NL__2P/MPH/PRODUCT_ERR=0
- Valid point profile: GOM_NL__2P/NL_LOCAL_SPECIES_DENSITY/pcd(0)=0

The 'Criteria' is applied to valid points of dark limb products:

- Products in dark limb illumination condition: GOM_NL__2P/NL_SUMMARY_QUALITY/obs_ill_cond=0
- Products without fatal errors: GOM_NL__2P/MPH/PRODUCT_ERR=0
- Valid point profile: GOM_NL__2P/NL_LOCAL_SPECIES_DENSITY/pcd(0)=0

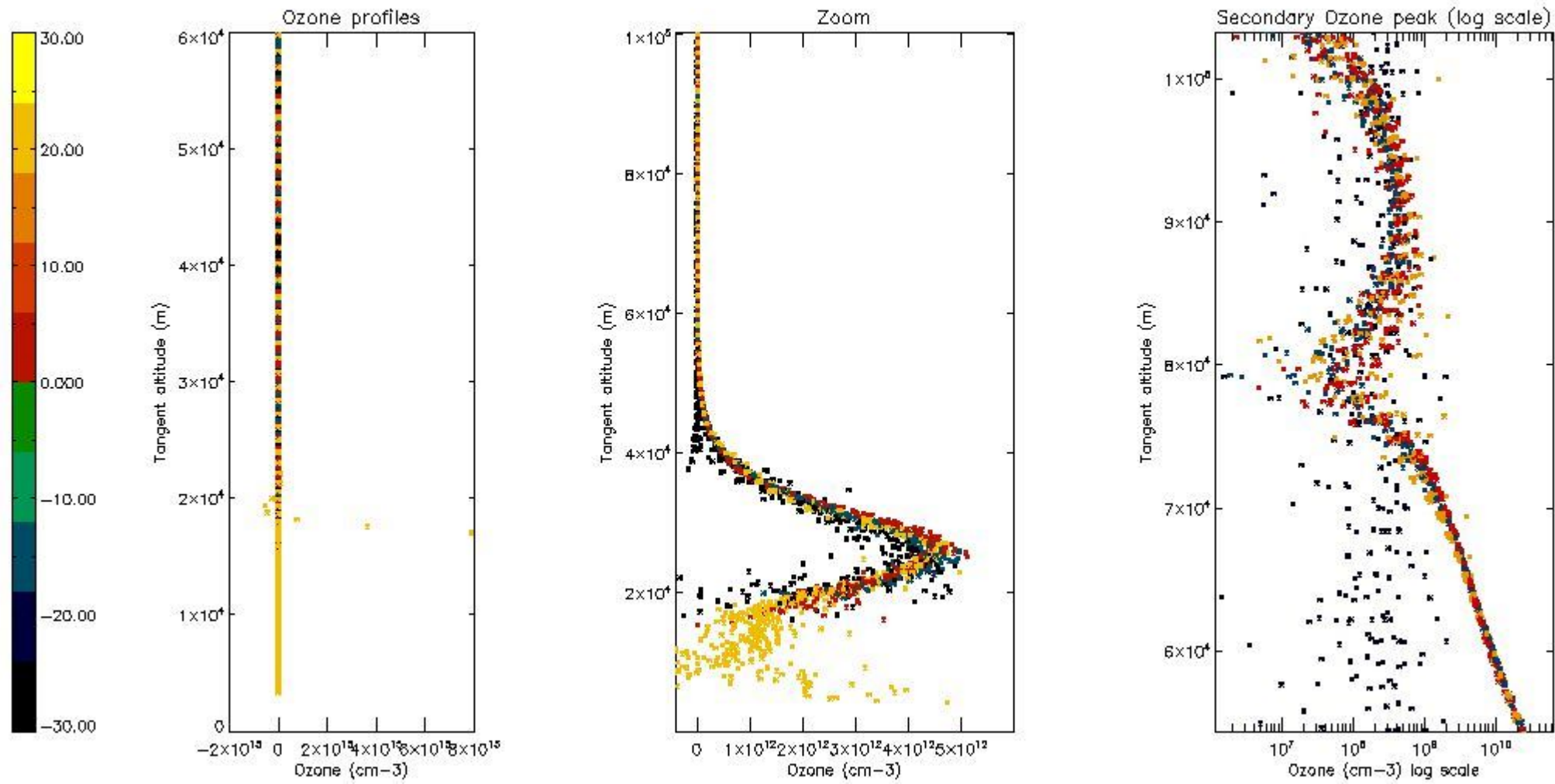
So, the table below shows the percentage of dark limb and valid observations for each criteria with respect to the overall valid daily observations.

Criteria	% of total production
All STD	22
STD < 20	13

STD < 10	11
STD < 5	8

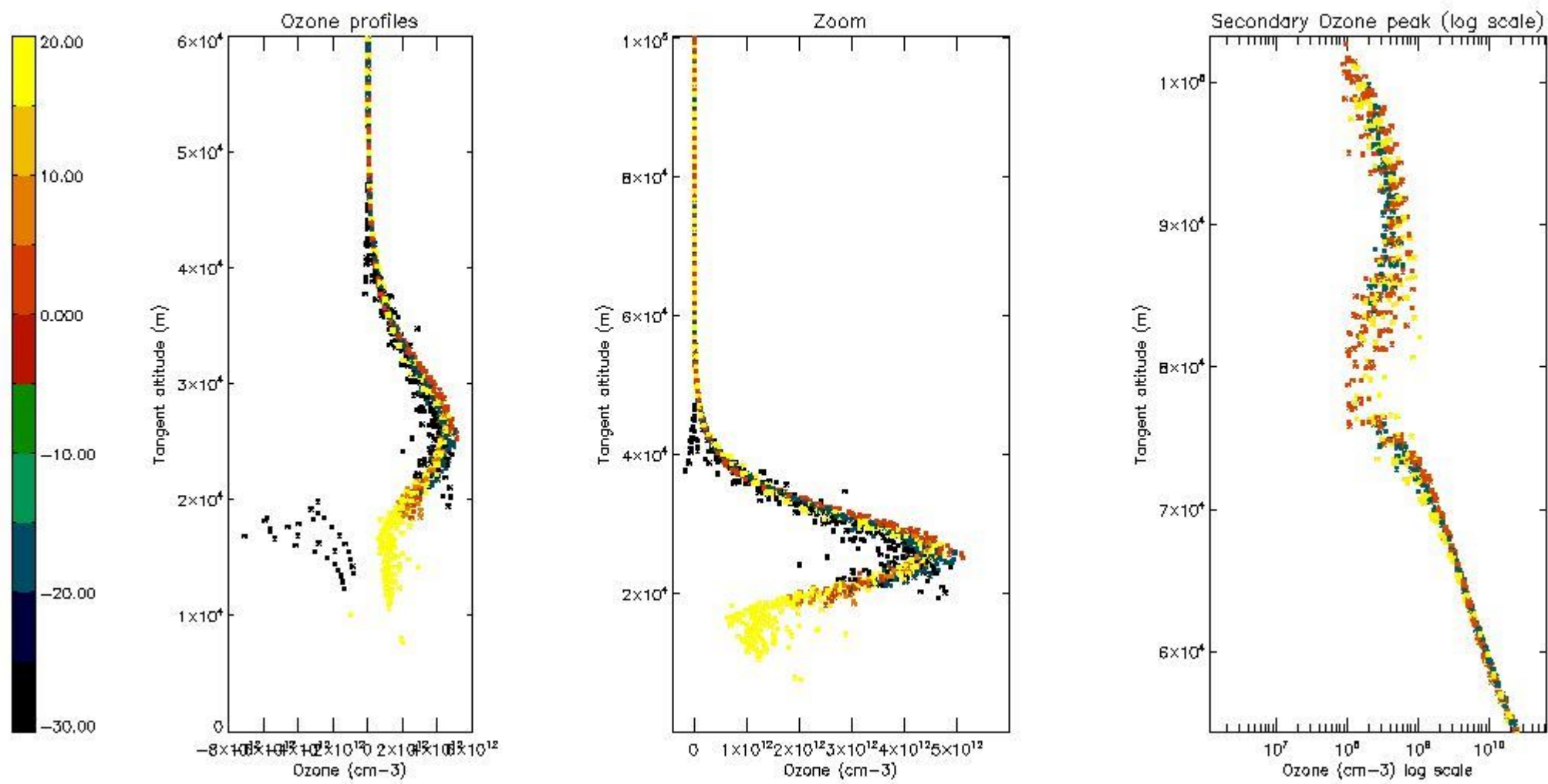
5.2 Plot ozone profiles for all STD (dark without errors)

The colorbar represents the latitude.



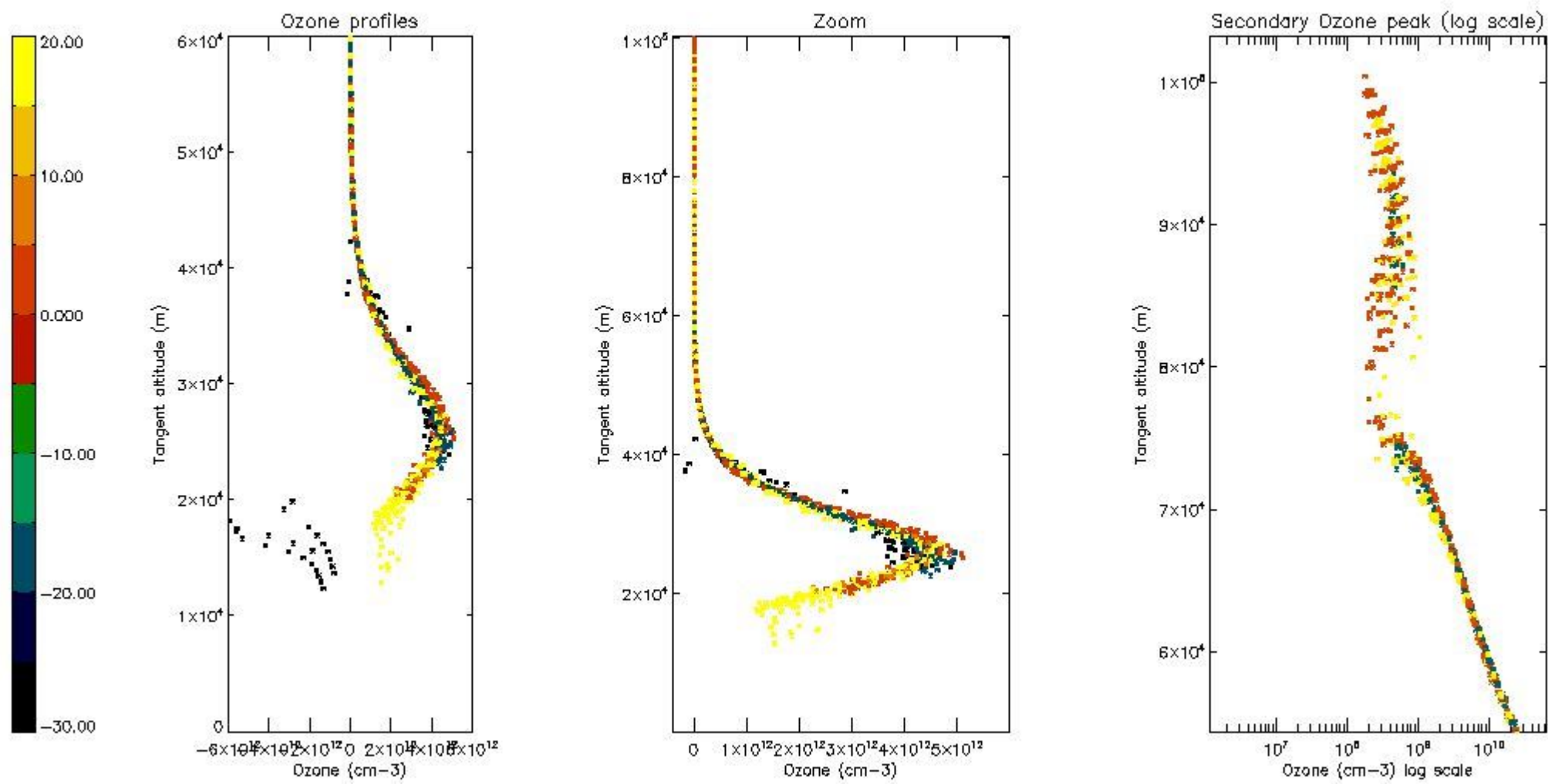
5.3 Plot ozone profiles where STD < 20% (dark without errors)

The colorbar represents the latitude.



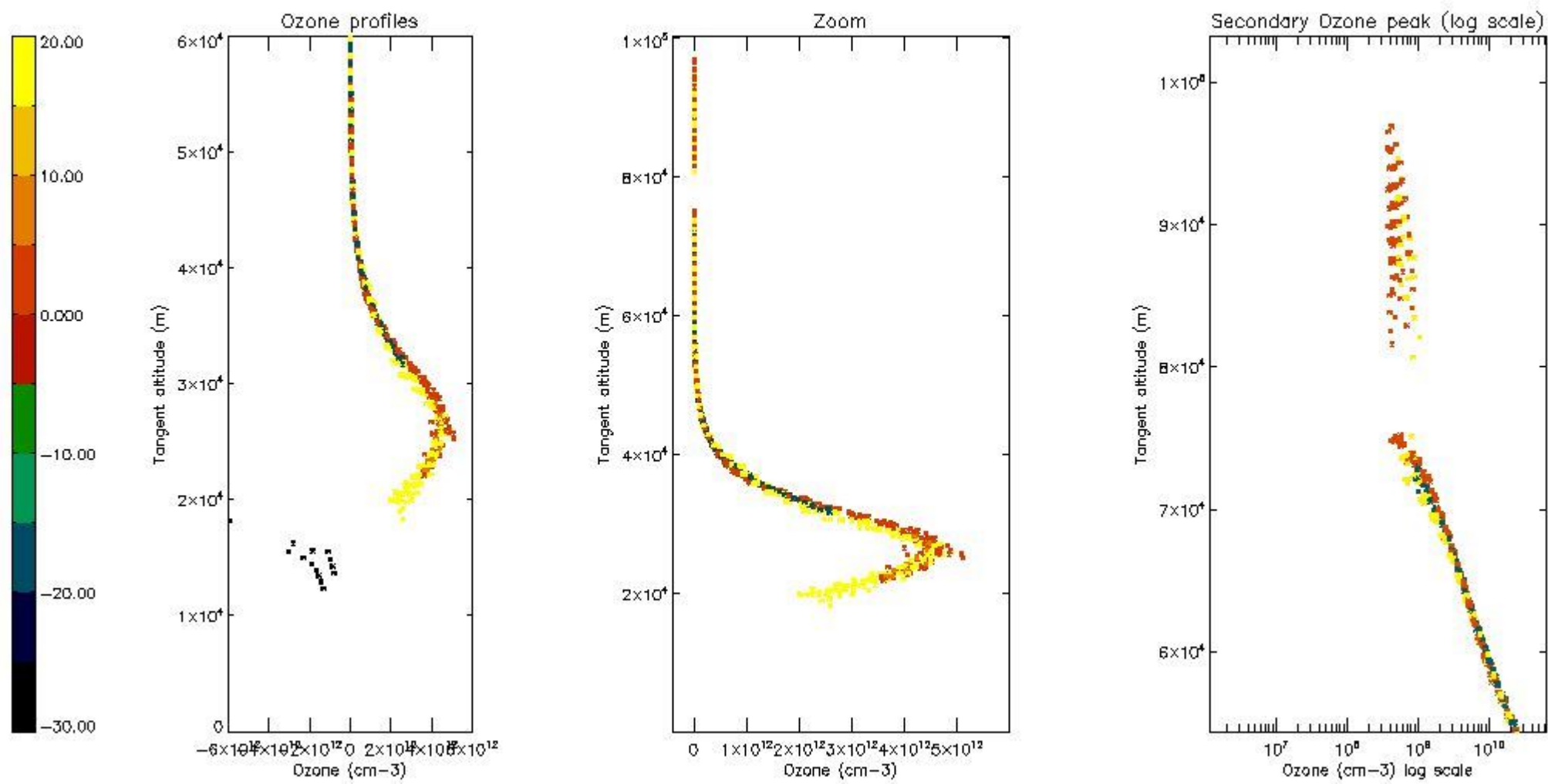
5.4 Plot ozone profiles where STD < 10% (dark without errors)

The colorbar represents the latitude.



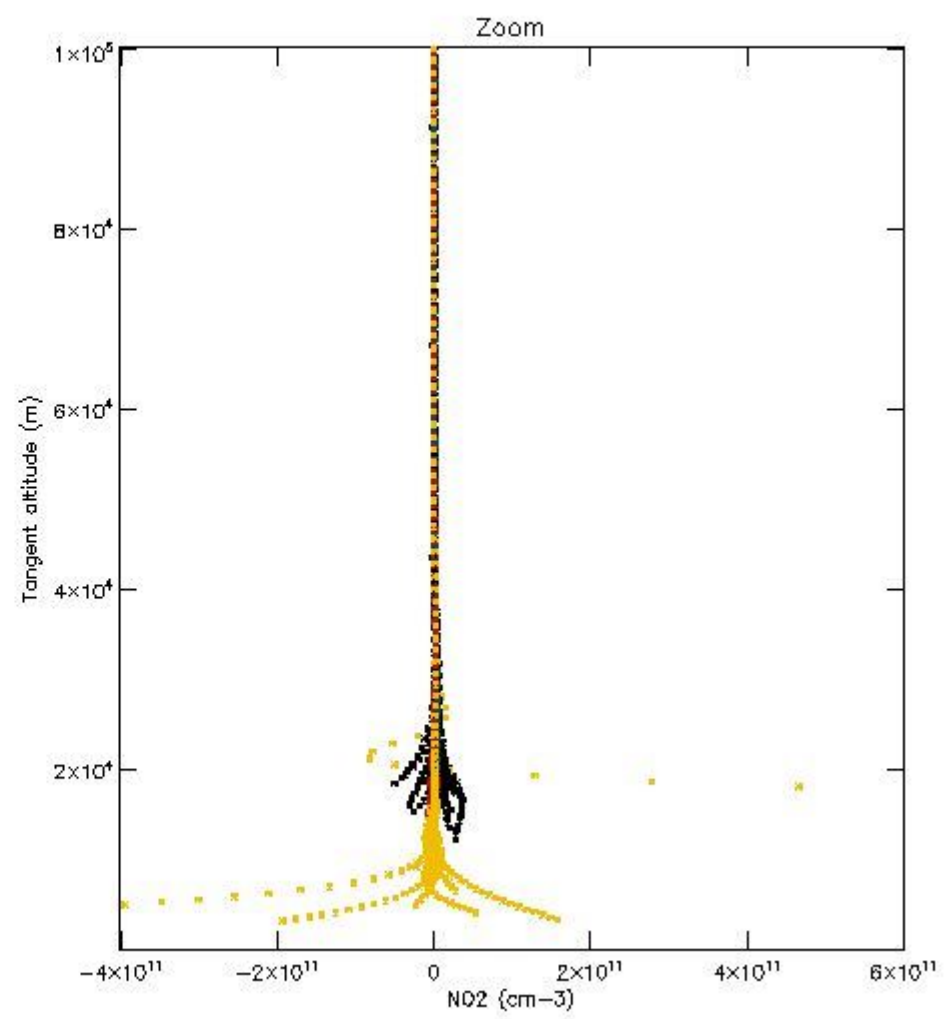
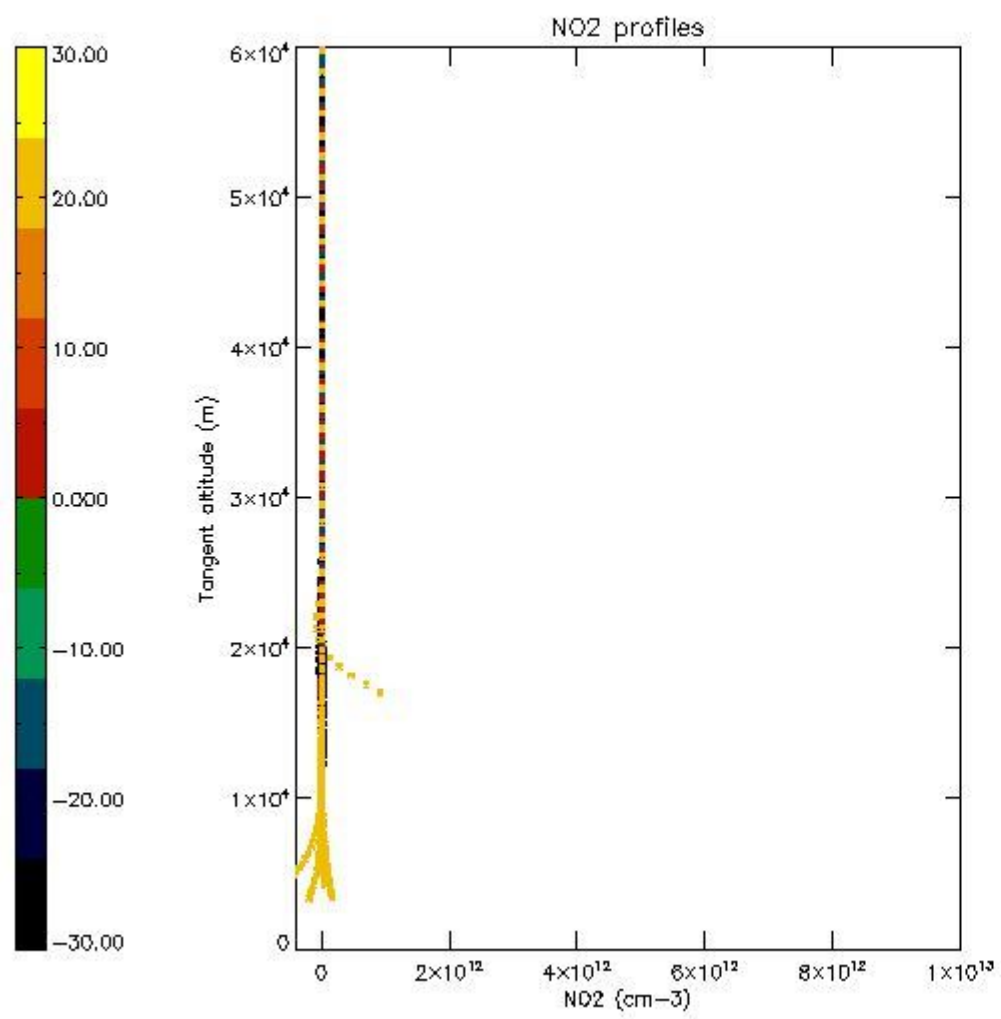
5.5 Plot ozone profiles where STD < 5% (dark without errors)

The colorbar represents the latitude.



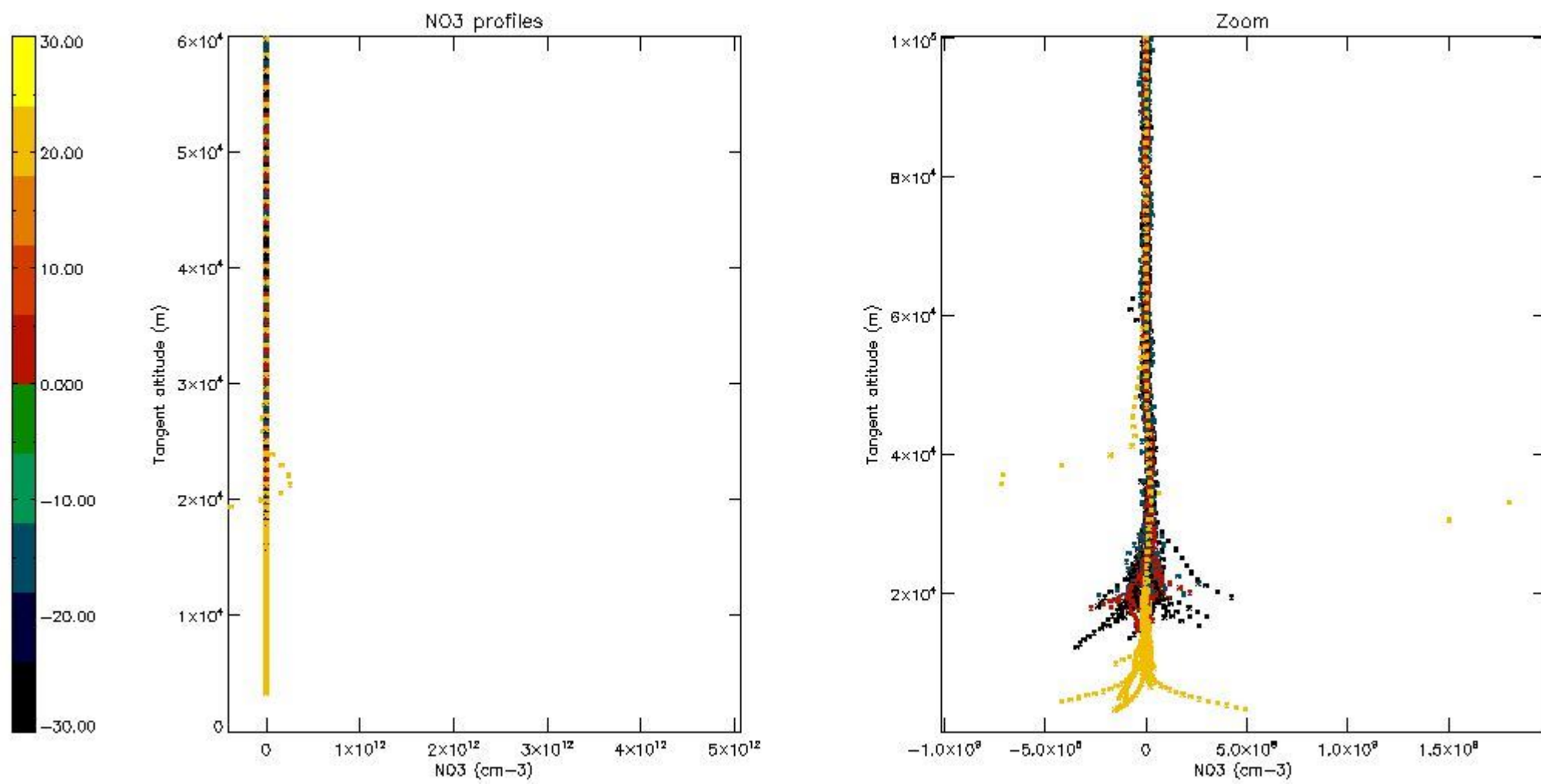
5.6 Plot NO₂ profiles for all STD (dark without errors)

The colorbar represents the latitude.



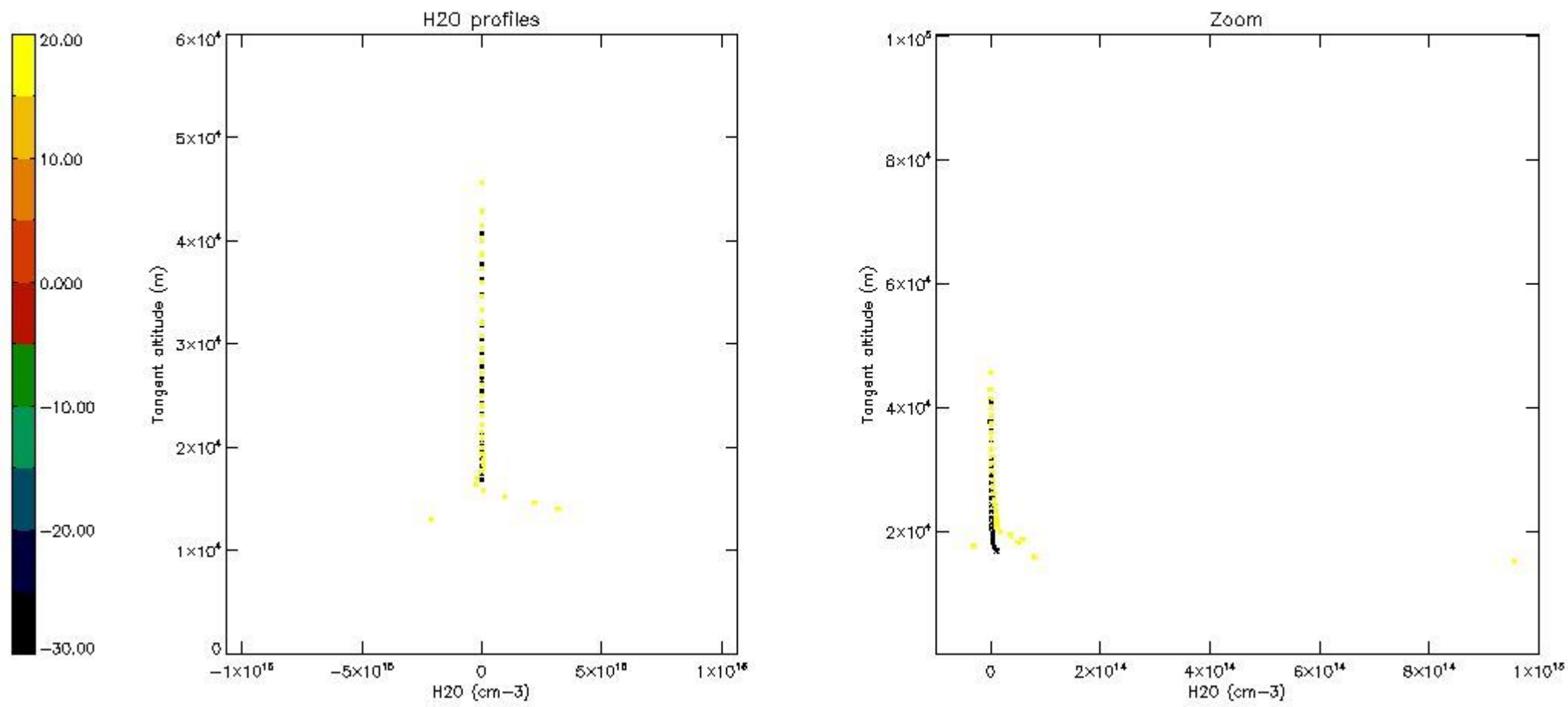
5.7 Plot NO3 profiles for all STD (dark without errors)

The colorbar represents the latitude.



5.8 Plot H₂O profiles for all STD (only for occultations of stars 1,2,3,4,13,14,16,26,63 dark without errors)

The colorbar represents the latitude.



6. Auxiliary Data Files used for the production reported in section 2

The number reported in the third column indicates since which file (see list in section 2) the corresponding auxiliary file has been used. The fourth column is the date of those product files.

Type	Auxiliary Filename	Used since product	Used since product date
INST_PHYS_CHARACTERISTICS	GOM_INS_AXVIEC20091111_143220_20030716_120000_20500101_000000	1	12-NOV-2008 00:01:33
LEVEL-2_PROC_CONFIG	GOM_PR2_AXVIEC20091111_152718_20020301_000000_20500101_000000	1	12-NOV-2008 00:01:33
CROSS_SECTIONS_FILE	GOM_CRS_AXVIEC20091111_154832_20020301_000000_20500101_000000	1	12-NOV-2008 00:01:33

GOMOS Level 2 Daily Report

SUMMARY

[1. General Info](#)

[2. Summary of processed GOM_NL_2P products](#)

[3. Level 2 Quality information per product](#)

[3.1 Plot of level 2 quality information per product \(time dependant\)](#)

[3.2 Plot of level 2 quality information per product \(world map\)](#)

[4. Level 1 Quality information per product \(stored on level 2 products\)](#)

[4.1 Plot of level 1 quality information per product \(time dependant\)](#)

[4.1.1 Plot of level 1 quality information per product \(time dependant\): ASCENDING](#)

[4.1.2 Plot of level 1 quality information per product \(time dependant\): DESCENDING](#)

[4.2 Plot of level 1 quality information per product \(world map\)](#)

[4.2.1 Plot of level 1 quality information per product \(world map\): ASCENDING](#)

[4.2.2 Plot of level 1 quality information per product \(world map\): DESCENDING](#)

[5. Ozone profiles based on quality statistics and other trace gas profiles](#)

[5.1 Ozone statistics based on quality of products](#)

[5.2 Plot ozone profiles for all STD \(dark without errors\)](#)

[5.3 Plot ozone profiles where STD < 20% \(dark without errors\)](#)

[5.4. Plot ozone profiles where STD < 10% \(dark without errors\)](#)

[5.5. Plot ozone profiles where STD < 5% \(dark without errors\)](#)

[5.6 Plot NO2 profiles for all STD \(dark without errors\)](#)

[5.7 Plot NO3 profiles for all STD \(dark without errors\)](#)

[5.8 Plot H2O profiles \(only for occultations of stars 1,2,3,4,13,14,16,26,63 dark without errors\) for all STD](#)

[6. Auxiliary Data Files used for the production reported in section 2](#)

This report presents the daily analysis on parameters extracted from GOMOS level 2 data (GOM_NL__2P). It is intended to monitor some important parameters that will impact the quality of these products. A list of level 2 products (and content) that have arrived during the reporting day to the PCF is also given.

Item	Value
Time of report generation	25APR2013 21:59:01
Data source version	GOMOS/6.01
Start time of products	12-11-2008 (12NOV2008 00:00:00)
Stop time of products	13-11-2008 (13NOV2008 00:00:00)
Store outputs in DB	Yes
Nb of level 2 prods	280
Nb of prods with errors	0

2. Summary of processed GOM_NL__2P products.

Nr	Filename	UTC Start time	Limb	Duration	Star Id	Star Name	Star Mag	Star Temp	Nb Meas	Orbit	Prod. error
1	GOM_NL__2PRFIN20081112_000133_000000502073_00417_35040_0993.N1	12-NOV-2008 00:01:33	Twilight	50.000	94	92Alp Cet	2.5260	3100.0	100	35040	No
2	GOM_NL__2PRFIN20081112_000616_000000372073_00417_35040_0994.N1	12-NOV-2008 00:06:16	Bright	37.000	105	6Bet Ari	2.6450	8900.0	74	35040	No
3	GOM_NL__2PRFIN20081112_001021_000000362073_00417_35040_0995.N1	12-NOV-2008 00:10:21	Bright	35.500	173	4Bet Tri	3.0040	8900.0	71	35040	No
4	GOM_NL__2PRFIN20081112_001225_000000372073_00417_35040_0996.N1	12-NOV-2008 00:12:25	Bright	36.500	73	57Gam1And	2.2600	13100.	73	35040	No
5	GOM_NL__2PRFIN20081112_001549_000000392073_00417_35040_0997.N1	12-NOV-2008 00:15:49	Bright	39.000	35	33Alp Per	1.7950	6250.0	78	35040	No
6	GOM_NL__2PRFIN20081112_001723_000000342073_00417_35040_0998.N1	12-NOV-2008 00:17:23	Bright	34.000	110	37Del Cas	2.6780	8900.0	68	35040	No
7	GOM_NL__2PRFIN20081112_002536_000000342073_00417_35040_0999.N1	12-NOV-2008 00:25:36	Bright	33.500	49	1Alp UMi	1.9900	6300.0	67	35040	No
8	GOM_NL__2PRFIN20081112_002951_000000342073_00417_35040_1000.N1	12-NOV-2008 00:29:51	Bright	34.000	60	7Bet UMi	2.0810	3950.0	68	35040	No
9	GOM_NL__2PRFIN20081112_003324_000000392073_00417_35040_1001.N1	12-NOV-2008 00:33:24	Bright	39.000	36	50Alp UMa	1.8000	6300.0	78	35040	No
10	GOM_NL__2PRFIN20081112_003503_000000392073_00417_35040_1002.N1	12-NOV-2008 00:35:03	Bright	39.000	82	48Bet UMa	2.3650	10600.	78	35040	No
11	GOM_NL__2PRFIN20081112_004037_000000342073_00417_35040_1003.N1	12-NOV-2008 00:40:37	Bright	34.000	152	12Alp2CVn	2.8900	11000.	68	35040	No
12	GOM_NL__2PRFIN20081112_004826_000000592073_00417_35040_1004.N1	12-NOV-2008 00:48:26	Bright	59.000	62	94Bet Leo	2.1360	9700.0	118	35040	No
13	GOM_NL__2PRFIN20081112_005658_000000422073_00417_35040_1005.N1	12-NOV-2008 00:56:58	Twilight	42.000	100	4Gam Crv	2.5800	13100.	84	35040	No
14	GOM_NL__2PRFIN20081112_005829_000000432073_00417_35040_1006.N1	12-NOV-2008 00:58:29	Twilight	43.000	171	2Eps Crv	3.0010	4250.0	86	35040	No
15	GOM_NL__2PRFIN20081112_010736_000000412073_00417_35040_1007.N1	12-NOV-2008 01:07:36	Dark	41.000	113	Mu Vel	2.6920	5000.0	82	35040	No
16	GOM_NL__2PRFIN20081112_011501_000000472073_00418_35041_1156.N1	12-NOV-2008 01:15:01	Dark	46.500	34	Gam2Vel	1.7930	23000.	93	35041	No
17	GOM_NL__2PRFIN20081112_011953_000000542073_00418_35041_1157.N1	12-NOV-2008 01:19:53	Dark	54.000	2	Alp Car	-0.73600	7000.0	108	35041	No
18	GOM_NL__2PRFIN20081112_012858_000000392073_00418_35041_1158.N1	12-NOV-2008 01:28:58	Straylight	38.500	157	The1Eri	2.9060	9300.0	77	35041	No
19	GOM_NL__2PRFIN20081112_014209_000000492073_00418_35041_1159.N1	12-NOV-2008 01:42:09	Twilight	48.500	94	92Alp Cet	2.5260	3100.0	97	35041	No
20	GOM_NL__2PRFIN20081112_014652_000000372073_00418_35041_1160.N1	12-NOV-2008 01:46:52	Bright	36.500	105	6Bet Ari	2.6450	8900.0	73	35041	No
21	GOM_NL__2PRFIN20081112_015057_000000372073_00418_35041_1161.N1	12-NOV-2008 01:50:57	Bright	36.500	173	4Bet Tri	3.0040	8900.0	73	35041	No
22	GOM_NL__2PRFIN20081112_015300_000000382073_00418_35041_1162.N1	12-NOV-2008 01:53:00	Bright	37.500	73	57Gam1And	2.2600	13100.	75	35041	No
23	GOM_NL__2PRFIN20081112_015624_000000602073_00418_35041_1163.N1	12-NOV-2008 01:56:24	Bright	60.000	35	33Alp Per	1.7950	6250.0	120	35041	No
24	GOM_NL__2PRFIN20081112_015759_000000522073_00418_35041_1164.N1	12-NOV-2008 01:57:59	Bright	52.000	110	37Del Cas	2.6780	8900.0	104	35041	No
25	GOM_NL__2PRFIN20081112_020612_000000332073_00418_35041_1165.N1	12-NOV-2008 02:06:12	Bright	32.500	49	1Alp UMi	1.9900	6300.0	65	35041	No
26	GOM_NL__2PRFIN20081112_021027_000000382073_00418_35041_1166.N1	12-NOV-2008 02:10:27	Bright	37.500	60	7Bet UMi	2.0810	3950.0	75	35041	No
27	GOM_NL__2PRFIN20081112_021400_000000402073_00418_35041_1167.N1	12-NOV-2008 02:14:00	Bright	40.000	36	50Alp UMa	1.8000	6300.0	80	35041	No
28	GOM_NL__2PRFIN20081112_021538_000000462073_00418_35041_1168.N1	12-NOV-2008 02:15:38	Bright	45.500	82	48Bet UMa	2.3650	10600.	91	35041	No
29	GOM_NL__2PRFIN20081112_022113_000000352073_00418_35041_1169.N1	12-NOV-2008 02:21:13	Bright	34.500	152	12Alp2CVn	2.8900	11000.	69	35041	No
30	GOM_NL__2PRFIN20081112_022902_000000392073_00418_35041_1170.N1	12-NOV-2008 02:29:02	Bright	38.500	62	94Bet Leo	2.1360	9700.0	77	35041	No
31	GOM_NL__2PRFIN20081112_023735_000000412073_00418_35041_1171.N1	12-NOV-2008 02:37:35	Twilight	40.500	100	4Gam Crv	2.5800	13100.	81	35041	No
32	GOM_NL__2PRFIN20081112_023905_000000382073_00418_35041_1172.N1	12-NOV-2008 02:39:05	Twilight	37.500	171	2Eps Crv	3.0010	4250.0	75	35041	No
33	GOM_NL__2PRFIN20081112_024813_000000382073_00418_35041_1173.N1	12-NOV-2008 02:48:13	Dark	38.000	113	Mu Vel	2.6920	5000.0	76	35041	No
34	GOM_NL__2PRFIN20081112_025538_000000492073_00419_35042_1176.N1	12-NOV-2008 02:55:38	Dark	48.500	34	Gam2Vel	1.7930	23000.	97	35042	No
35	GOM_NL__2PRFIN20081112_030030_000000542073_00419_35042_1177.N1	12-NOV-2008 03:00:30	Dark	54.000	2	Alp Car	-0.73600	7000.0	108	35042	No
36	GOM_NL__2PRFIN20081112_030934_000000402073_00419_35042_1178.N1	12-NOV-2008 03:09:34	Straylight	39.500	157	The1Eri	2.9060	9300.0	79	35042	No
37	GOM_NL__2PRFIN20081112_032244_000000492073_00419_35042_1179.N1	12-NOV-2008 03:22:44	Twilight	48.500	94	92Alp Cet	2.5260	3100.0	97	35042	No
38	GOM_NL__2PRFIN20081112_032728_000000362073_00419_35042_1180.N1	12-NOV-2008 03:27:28	Bright	36.000	105	6Bet Ari	2.6450	8900.0	72	35042	No
39	GOM_NL__2PRFIN20081112_033132_000000372073_00419_35042_1181.N1	12-NOV-2008 03:31:32	Bright	36.500	173	4Bet Tri	3.0040	8900.0	73	35042	No
40	GOM_NL__2PRFIN20081112_033336_000000382073_00419_35042_1182.N1	12-NOV-2008 03:33:36	Bright	38.000	73	57Gam1And	2.2600	13100.	76	35042	No
41	GOM_NL__2PRFIN20081112_033700_000000412073_00419_35042_1183.N1	12-NOV-2008 03:37:00	Bright	40.500	35	33Alp Per	1.7950	6250.0	81	35042	No
42	GOM_NL__2PRFIN20081112_033835_000000352073_00419_35042_1184.N1	12-NOV-2008 03:38:35	Bright	35.000	110	37Del Cas	2.6780	8900.0	70	35042	No

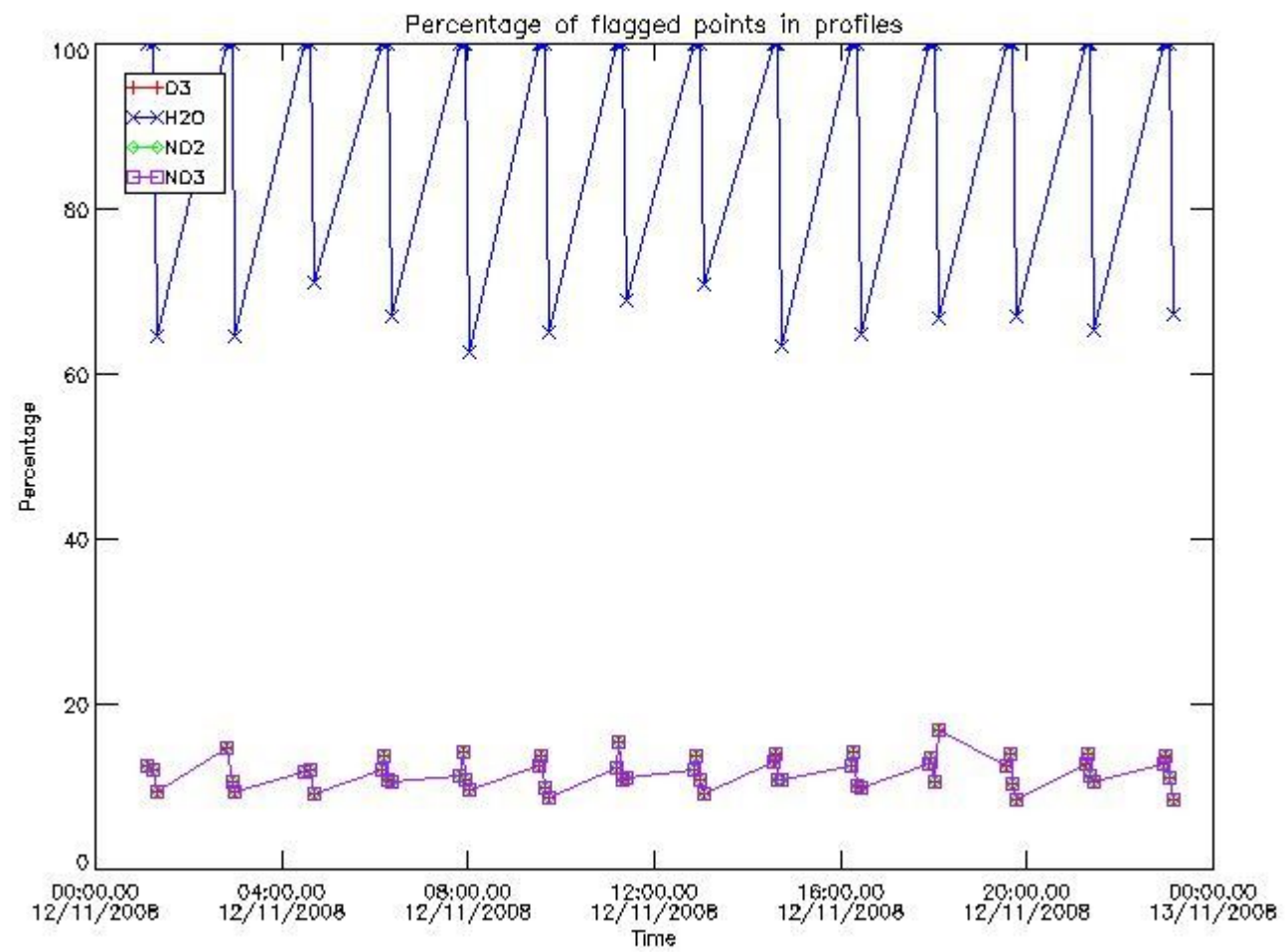
220	GOM_NL_2PRFIN20081112_190136_000000602073_00428_35051_1324.N1	12-NOV-2008 19:01:36	Bright	60.000	82	48Bet UMa	2.3650	10600.	120	35051	No
221	GOM_NL_2PRFIN20081112_190713_000000362073_00428_35051_1325.N1	12-NOV-2008 19:07:13	Bright	36.000	152	12Alp2CVn	2.8900	11000.	72	35051	No
222	GOM_NL_2PRFIN20081112_191505_000000412073_00428_35051_1326.N1	12-NOV-2008 19:15:05	Bright	41.000	62	94Bet Leo	2.1360	9700.0	82	35051	No
223	GOM_NL_2PRFIN20081112_191840_000000342073_00428_35051_1327.N1	12-NOV-2008 19:18:40	Bright	33.500	121	29Gam Vir	2.7400	7200.0	67	35051	No
224	GOM_NL_2PRFIN20081112_192338_000000382073_00428_35051_1328.N1	12-NOV-2008 19:23:38	Twi_and_stray	38.000	100	4Gam Crv	2.5800	13100.	76	35051	No
225	GOM_NL_2PRFIN20081112_192508_000000432073_00428_35051_1329.N1	12-NOV-2008 19:25:08	Twilight	42.500	171	2Eps Crv	3.0010	4250.0	85	35051	No
226	GOM_NL_2PRFIN20081112_193418_000000412073_00428_35051_1330.N1	12-NOV-2008 19:34:18	Dark	40.500	113	Mu Vel	2.6920	5000.0	81	35051	No
227	GOM_NL_2PRFIN20081112_193723_000000372073_00429_35052_1335.N1	12-NOV-2008 19:37:23	Dark	36.500	124	The Car	2.7640	30000.	73	35052	No
228	GOM_NL_2PRFIN20081112_194147_000000492073_00429_35052_1336.N1	12-NOV-2008 19:41:47	Dark	49.000	34	Gam2Vel	1.7930	23000.	98	35052	No
229	GOM_NL_2PRFIN20081112_194636_000000612073_00429_35052_1337.N1	12-NOV-2008 19:46:36	Dark	60.500	2	Alp Car	-0.73600	7000.0	121	35052	No
230	GOM_NL_2PRFIN20081112_195536_000000392073_00429_35052_1338.N1	12-NOV-2008 19:55:36	Straylight	39.000	157	The1Eri	2.9060	9300.0	78	35052	No
231	GOM_NL_2PRFIN20081112_200843_000000492073_00429_35052_1339.N1	12-NOV-2008 20:08:43	Twi_and_stray	49.000	94	92Alp Cet	2.5260	3100.0	98	35052	No
232	GOM_NL_2PRFIN20081112_201327_000000372073_00429_35052_1340.N1	12-NOV-2008 20:13:27	Bright	36.500	105	6Bet Ari	2.6450	8900.0	73	35052	No
233	GOM_NL_2PRFIN20081112_201731_000000372073_00429_35052_1341.N1	12-NOV-2008 20:17:31	Bright	36.500	173	4Bet Tri	3.0040	8900.0	73	35052	No
234	GOM_NL_2PRFIN20081112_201935_000000382073_00429_35052_1342.N1	12-NOV-2008 20:19:35	Bright	37.500	73	57Gam1And	2.2600	13100.	75	35052	No
235	GOM_NL_2PRFIN20081112_202255_000000382073_00429_35052_1343.N1	12-NOV-2008 20:22:55	Bright	38.000	35	33Alp Per	1.7950	6250.0	76	35052	No
236	GOM_NL_2PRFIN20081112_202435_000000352073_00429_35052_1344.N1	12-NOV-2008 20:24:35	Bright	35.000	110	37Del Cas	2.6780	8900.0	70	35052	No
237	GOM_NL_2PRFIN20081112_203247_000000362073_00429_35052_1345.N1	12-NOV-2008 20:32:47	Bright	35.500	49	1Alp UMi	1.9900	6300.0	71	35052	No
238	GOM_NL_2PRFIN20081112_203704_000000332073_00429_35052_1346.N1	12-NOV-2008 20:37:04	Bright	33.000	60	7Bet UMi	2.0810	3950.0	66	35052	No
239	GOM_NL_2PRFIN20081112_204033_000000412073_00429_35052_1347.N1	12-NOV-2008 20:40:33	Bright	41.000	36	50Alp UMa	1.8000	6300.0	82	35052	No
240	GOM_NL_2PRFIN20081112_204212_000000602073_00429_35052_1348.N1	12-NOV-2008 20:42:12	Bright	60.000	82	48Bet UMa	2.3650	10600.	120	35052	No
241	GOM_NL_2PRFIN20081112_204420_000000342073_00429_35052_1349.N1	12-NOV-2008 20:44:20	Bright	33.500	39	85Eta UMa	1.8540	24000.	67	35052	No
242	GOM_NL_2PRFIN20081112_204749_000000342073_00429_35052_1350.N1	12-NOV-2008 20:47:49	Bright	34.000	152	12Alp2CVn	2.8900	11000.	68	35052	No
243	GOM_NL_2PRFIN20081112_205541_000000592073_00429_35052_1351.N1	12-NOV-2008 20:55:41	Bright	59.000	62	94Bet Leo	2.1360	9700.0	118	35052	No
244	GOM_NL_2PRFIN20081112_205916_000000352073_00429_35052_1352.N1	12-NOV-2008 20:59:16	Bright	34.500	121	29Gam Vir	2.7400	7200.0	69	35052	No
245	GOM_NL_2PRFIN20081112_210414_000000422073_00429_35052_1353.N1	12-NOV-2008 21:04:14	Twi_and_stray	42.000	100	4Gam Crv	2.5800	13100.	84	35052	No
246	GOM_NL_2PRFIN20081112_210545_000000452073_00429_35052_1354.N1	12-NOV-2008 21:05:45	Twilight	44.500	171	2Eps Crv	3.0010	4250.0	89	35052	No
247	GOM_NL_2PRFIN20081112_211454_000000402073_00429_35052_1355.N1	12-NOV-2008 21:14:54	Dark	40.000	113	Mu Vel	2.6920	5000.0	80	35052	No
248	GOM_NL_2PRFIN20081112_211800_000000372073_00430_35053_1349.N1	12-NOV-2008 21:18:00	Dark	36.500	124	The Car	2.7640	30000.	73	35053	No
249	GOM_NL_2PRFIN20081112_212224_000000492073_00430_35053_1350.N1	12-NOV-2008 21:22:24	Dark	49.000	34	Gam2Vel	1.7930	23000.	98	35053	No
250	GOM_NL_2PRFIN20081112_212712_000000482073_00430_35053_1351.N1	12-NOV-2008 21:27:12	Dark	48.000	2	Alp Car	-0.73600	7000.0	96	35053	No
251	GOM_NL_2PRFIN20081112_213612_000000402073_00430_35053_1352.N1	12-NOV-2008 21:36:12	Straylight	40.000	157	The1Eri	2.9060	9300.0	80	35053	No
252	GOM_NL_2PRFIN20081112_214918_000000502073_00430_35053_1353.N1	12-NOV-2008 21:49:18	Twi_and_stray	50.000	94	92Alp Cet	2.5260	3100.0	100	35053	No
253	GOM_NL_2PRFIN20081112_215403_000000362073_00430_35053_1354.N1	12-NOV-2008 21:54:03	Bright	35.500	105	6Bet Ari	2.6450	8900.0	71	35053	No
254	GOM_NL_2PRFIN20081112_215807_000000362073_00430_35053_1355.N1	12-NOV-2008 21:58:07	Bright	35.500	173	4Bet Tri	3.0040	8900.0	71	35053	No
255	GOM_NL_2PRFIN20081112_220011_000000382073_00430_35053_1356.N1	12-NOV-2008 22:00:11	Bright	38.000	73	57Gam1And	2.2600	13100.	76	35053	No
256	GOM_NL_2PRFIN20081112_220330_000000422073_00430_35053_1357.N1	12-NOV-2008 22:03:30	Bright	41.500	35	33Alp Per	1.7950	6250.0	83	35053	No
257	GOM_NL_2PRFIN20081112_220510_000000342073_00430_35053_1358.N1	12-NOV-2008 22:05:10	Bright	33.500	110	37Del Cas	2.6780	8900.0	67	35053	No
258	GOM_NL_2PRFIN20081112_221323_000000372073_00430_35053_1359.N1	12-NOV-2008 22:13:23	Bright	36.500	49	1Alp UMi	1.9900	6300.0	73	35053	No
259	GOM_NL_2PRFIN20081112_221740_000000362073_00430_35053_1360.N1	12-NOV-2008 22:17:40	Bright	36.000	60	7Bet UMi	2.0810	3950.0	72	35053	No
260	GOM_NL_2PRFIN20081112_222109_000000422073_00430_35053_1361.N1	12-NOV-2008 22:21:09	Bright	41.500	36	50Alp UMa	1.8000	6300.0	83	35053	No
261	GOM_NL_2PRFIN20081112_222247_000000412073_00430_35053_1362.N1	12-NOV-2008 22:22:47	Bright	41.000	82	48Bet UMa	2.3650	10600.	82	35053	No
262	GOM_NL_2PRFIN20081112_222456_000000352073_00430_35053_1363.N1	12-NOV-2008 22:24:56	Bright	35.000	39	85Eta UMa	1.8540	24000.	70	35053	No
263	GOM_NL_2PRFIN20081112_222825_000000342073_00430_35053_1364.N1	12-NOV-2008 22:28:25	Bright	34.000	152	12Alp2CVn	2.8900	11000.	68	35053	No
264	GOM_NL_2PRFIN20081112_223617_000000482073_00430_35053_1365.N1	12-NOV-2008 22:36:17	Bright	47.500	62	94Bet Leo	2.1360	9700.0	95	35053	No
265	GOM_NL_2PRFIN20081112_223952_000000352073_00430_35053_1366.N1	12-NOV-2008 22:39:52	Bright	34.500	121	29Gam Vir	2.7400	7200.0	69	35053	No
266	GOM_NL_2PRFIN20081112_224451_000000402073_00430_35053_1367.N1	12-NOV-2008 22:44:51	Twi_and_stray	40.000	100	4Gam Crv	2.5800	13100.	80	35053	No
267	GOM_NL_2PRFIN20081112_224621_000000432073_00430_35053_1368.N1	12-NOV-2008 22:46:21	Twilight	42.500	171	2Eps Crv	3.0010	4250.0	85	35053	No
268	GOM_NL_2PRFIN20081112_225531_000000402073_00430_35053_1369.N1	12-NOV-2008 22:55:31	Dark	40.000	113	Mu Vel	2.6920	5000.0	80	35053	No
269	GOM_NL_2PRFIN20081112_225836_000000372073_00431_35054_1421.N1	12-NOV-2008 22:58:36	Dark	37.000	124	The Car	2.7640	30000.	74	35054	No
270	GOM_NL_2PRFIN20081112_230301_000000462073_00431_35054_1422.N1	12-NOV-2008 23:03:01	Dark	46.000	34	Gam2Vel	1.7930	23000.	92	35054	No
271	GOM_NL_2PRFIN20081112_230749_000000602073_00431_35054_1423.N1	12-NOV-2008 23:07:49	Dark	60.000	2	Alp Car	-0.73600	7000.0	120	35054	No
272	GOM_NL_2PRFIN20081112_231648_000000382073_00431_35054_1424.N1	12-NOV-2008 23:16:48	Straylight	38.000	157	The1Eri	2.9060	9300.0	76	35054	No
273	GOM_NL_2PRFIN20081112_232954_000000482073_00431_35054_1425.N1	12-NOV-2008 23:29:54	Twi_and_stray	48.000	94	92Alp Cet	2.5260	3100.0	96	35054	No
274	GOM_NL_2PRFIN20081112_233439_000000372073_00431_35054_1426.N1	12-NOV-2008 23:34:39	Bright	36.500	105	6Bet Ari	2.6450	8900.0	73	35054	No
275	GOM_NL_2PRFIN20081112_233842_000000362073_00431_35054_1427.N1	12-NOV-2008 23:38:42	Bright	36.000	173	4Bet Tri	3.0040	8900.0	72	35054	No
276	GOM_NL_2PRFIN20081112_234046_000000382073_00431_35054_1428.N1	12-NOV-2008 23:40:46	Bright	37.500	73	57Gam1And	2.2600	13100.	75	35054	No
277	GOM_NL_2PRFIN20081112_234406_000000382073_00431_35054_1429.N1	12-NOV-2008 23:44:06	Bright	38.000	35	33Alp Per	1.7950	6250.0	76	35054	No
278	GOM_NL_2PRFIN20081112_234546_000000352073_00431_35054_1430.N1	12-NOV-2008 23:45:46	Bright	34.500	110	37Del Cas	2.6780	8900.0	69	35054	No

279	GOM_NL__2PRFIN20081112_235359_000000372073_00431_35054_1431.N1	12-NOV-2008 23:53:59	Bright	36.500	49	1Alp UMi	1.9900	6300.0	73	35054	No
280	GOM_NL__2PRFIN20081112_235816_000000362073_00431_35054_1432.N1	12-NOV-2008 23:58:16	Bright	36.000	60	7Bet UMi	2.0810	3950.0	72	35054	No

3. Quality information per product

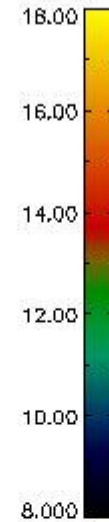
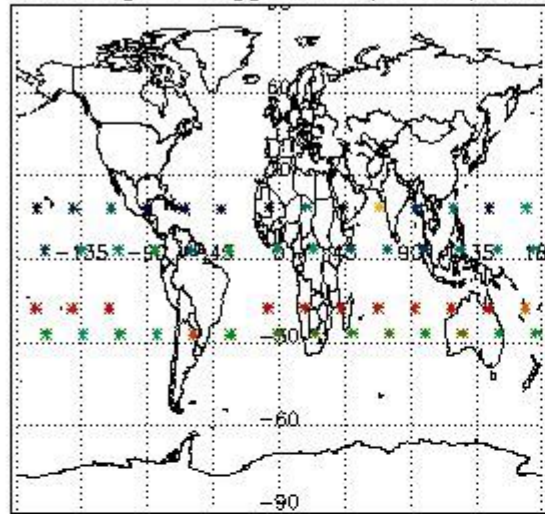
In this section it is plotted some information contained in the Quality Summary data set of the level 2 products. Only products in dark limb conditions and without errors (error flag in the MPH set to "0") are used.

3.1 Plot quality information per product (time dependant)

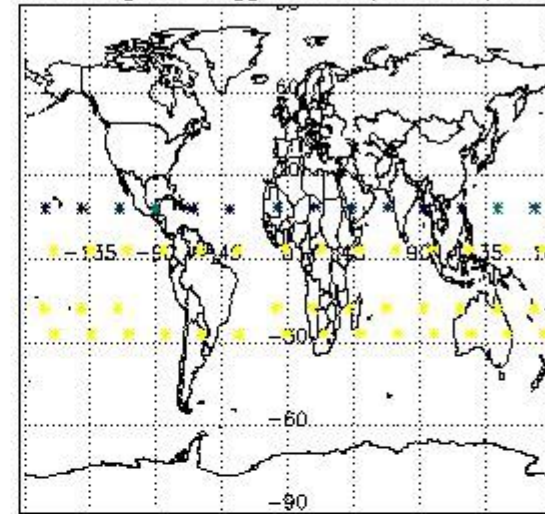


3.2 Plot quality information per product (world map)

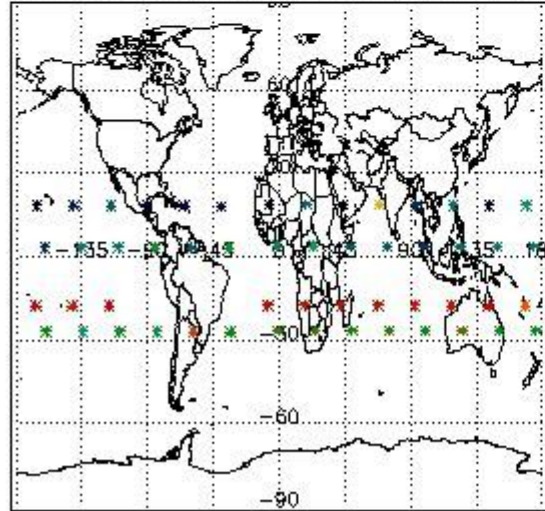
Percentage of flagged data per O3 profile



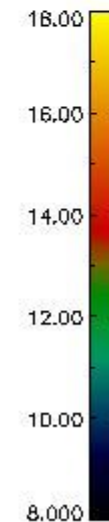
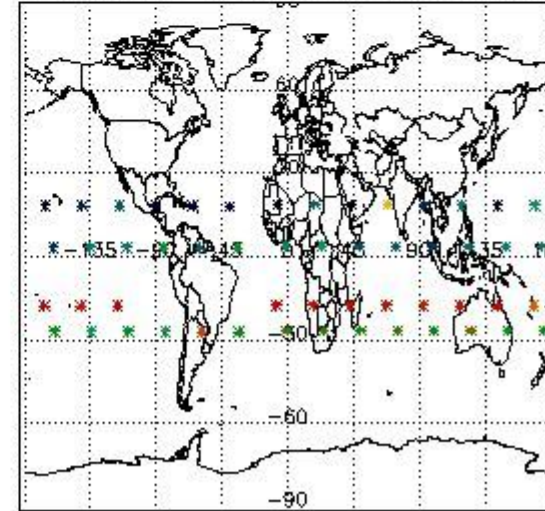
Percentage of flagged data per H2O profile



Percentage of flagged data per NO2 profile



Percentage of flagged data per NO3 profile

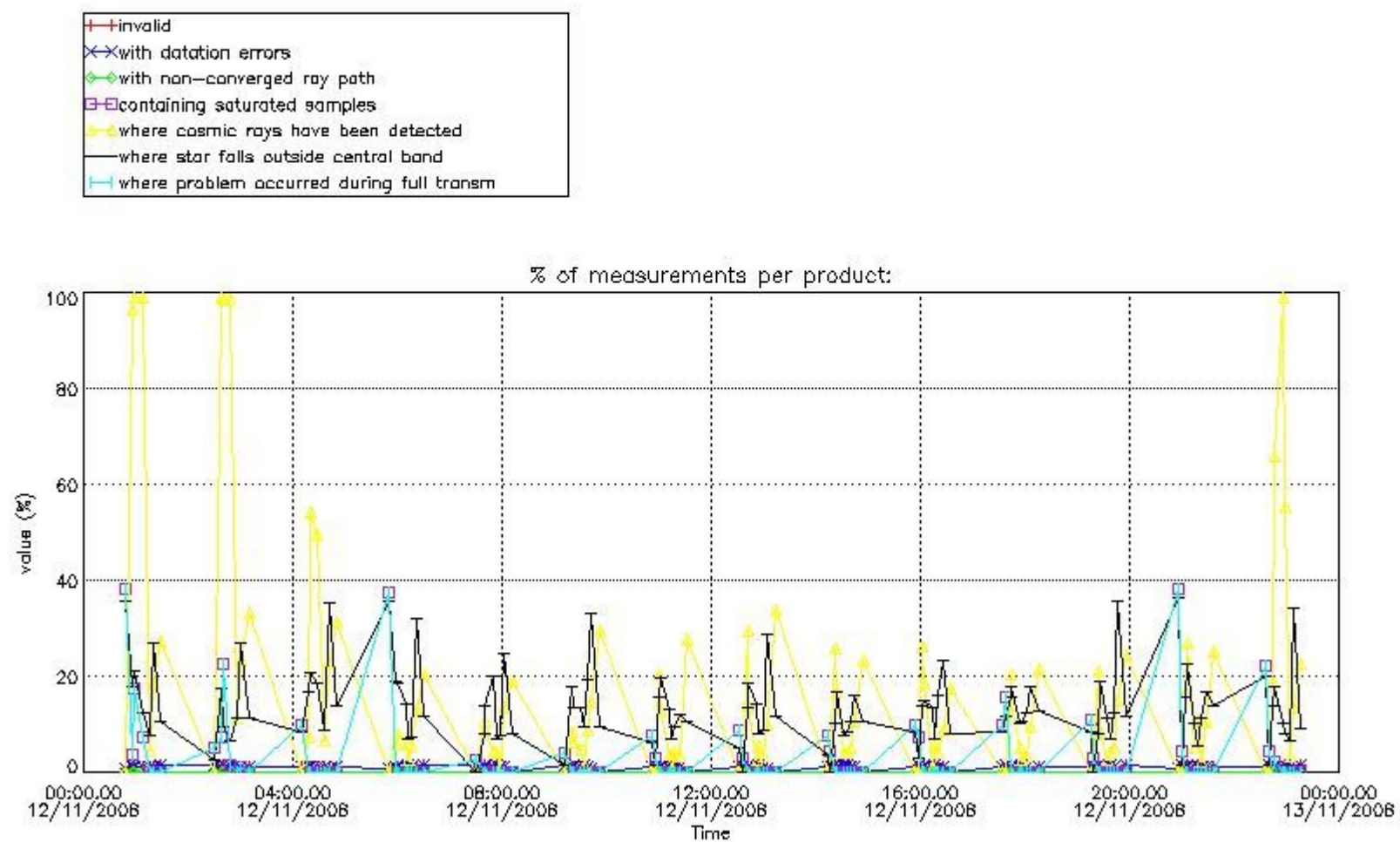


4. Level 1 quality information per product

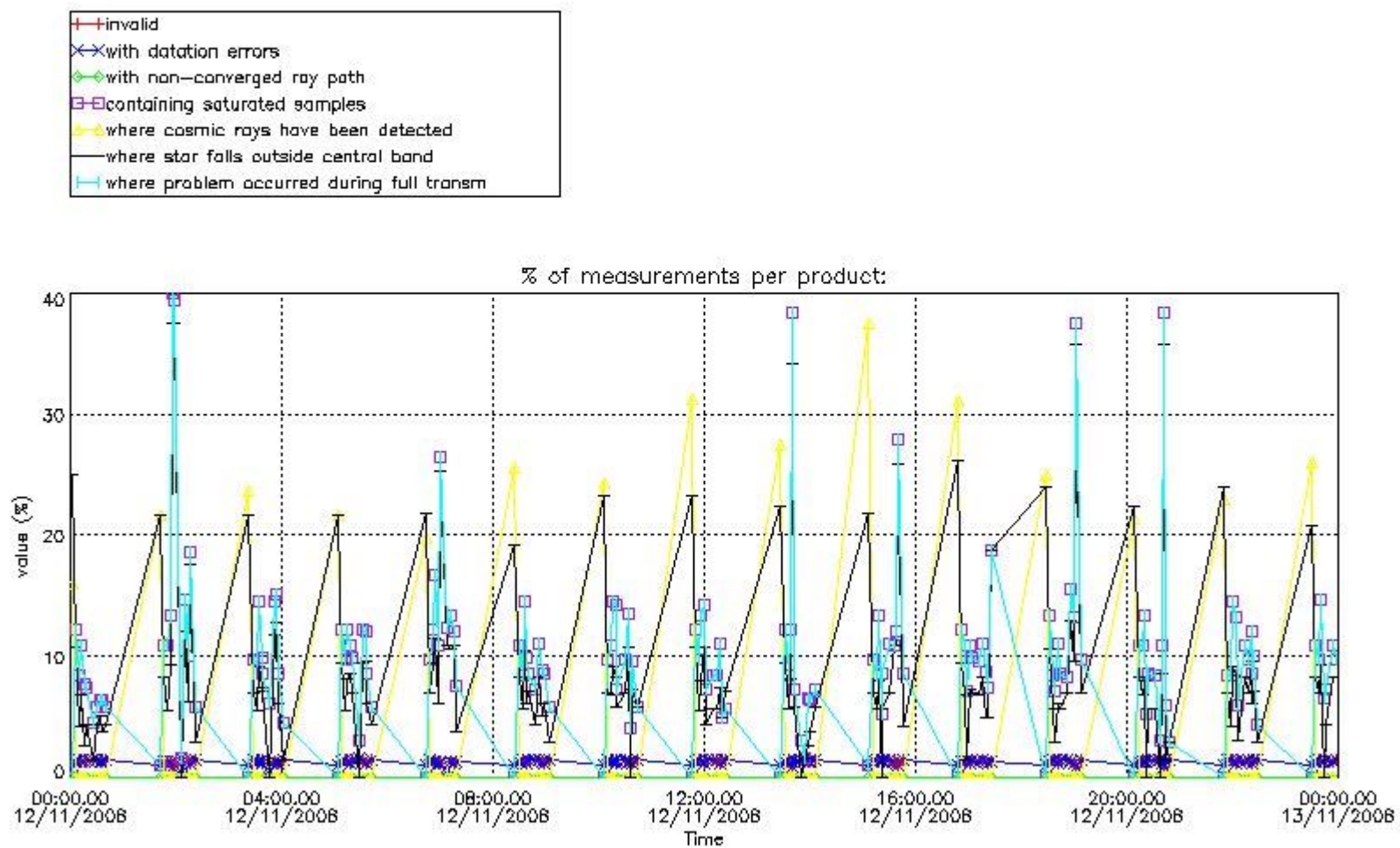
In this section it is plotted some information contained in the Quality Summary data set of the level 2 products that comes from the level 1b processing. Products without errors (error flag in the MPH set to "0") are used.

4.1 Plot quality information per product (time dependant) coming from level 1b processing

4.1.1 Plot level 1 quality information per product (time dependant): ENVISAT ASCENDING passes



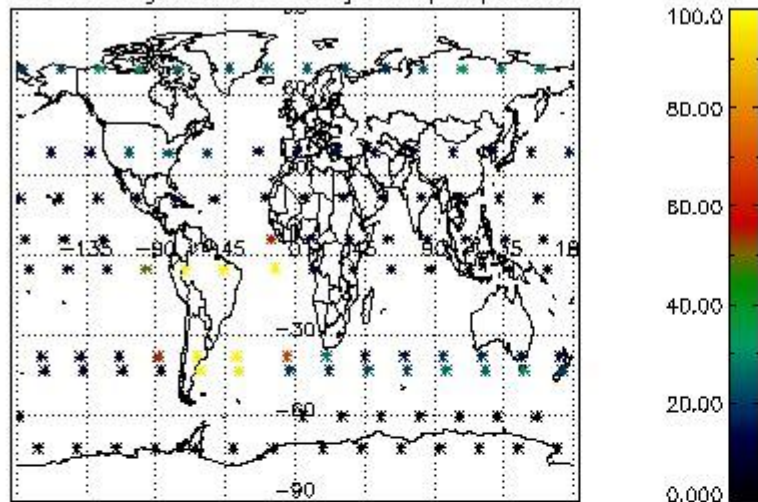
4.1.2 Plot level 1 quality information per product (time dependant): ENVI SAT DESCENDING passes



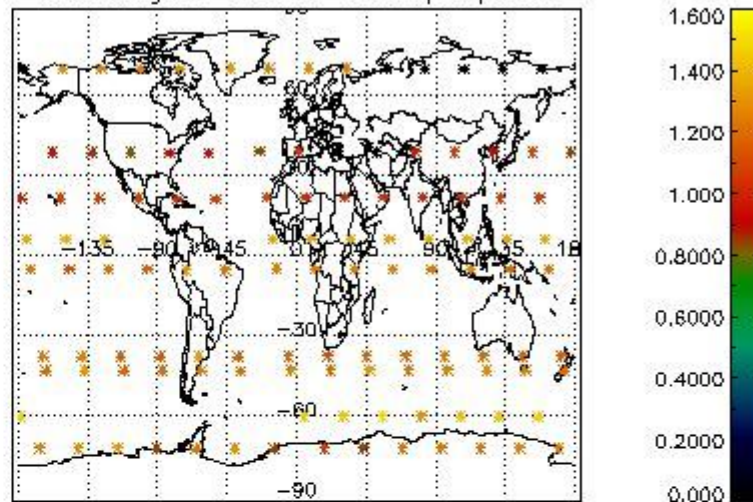
4.2 Plot quality information per product coming from level 1b processing (world map)

4.2.1 Plot level 1 quality information per product (world map): ENVISAT ASCENDING passes

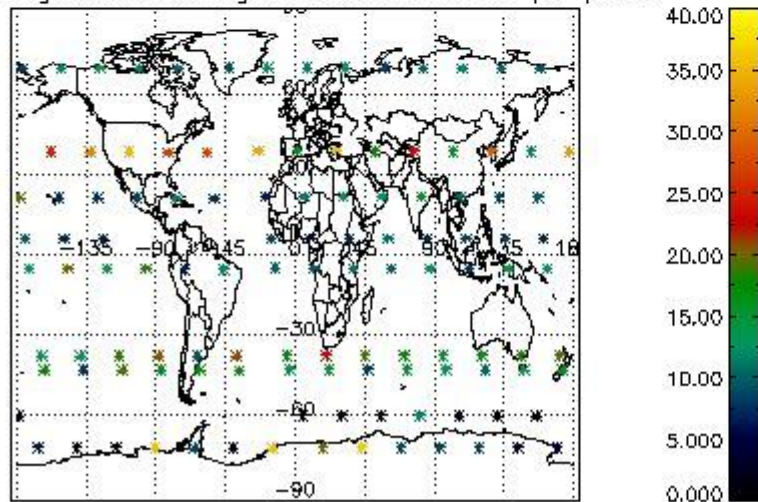
Percentage of cosmic ray hits per profile



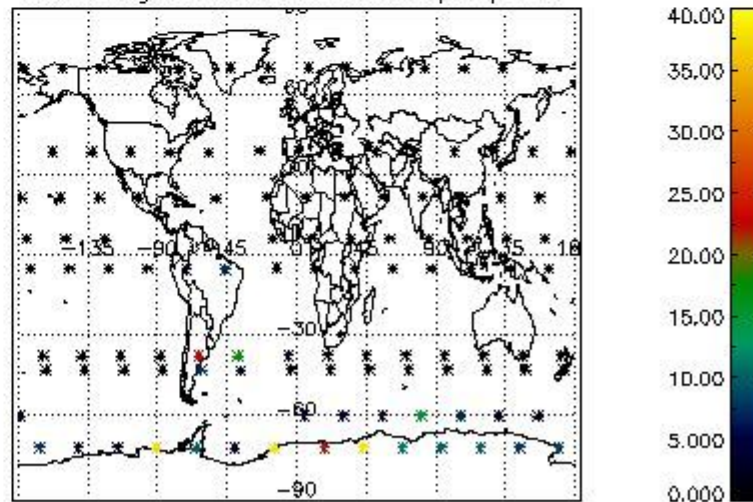
Percentage of datation errors per profile



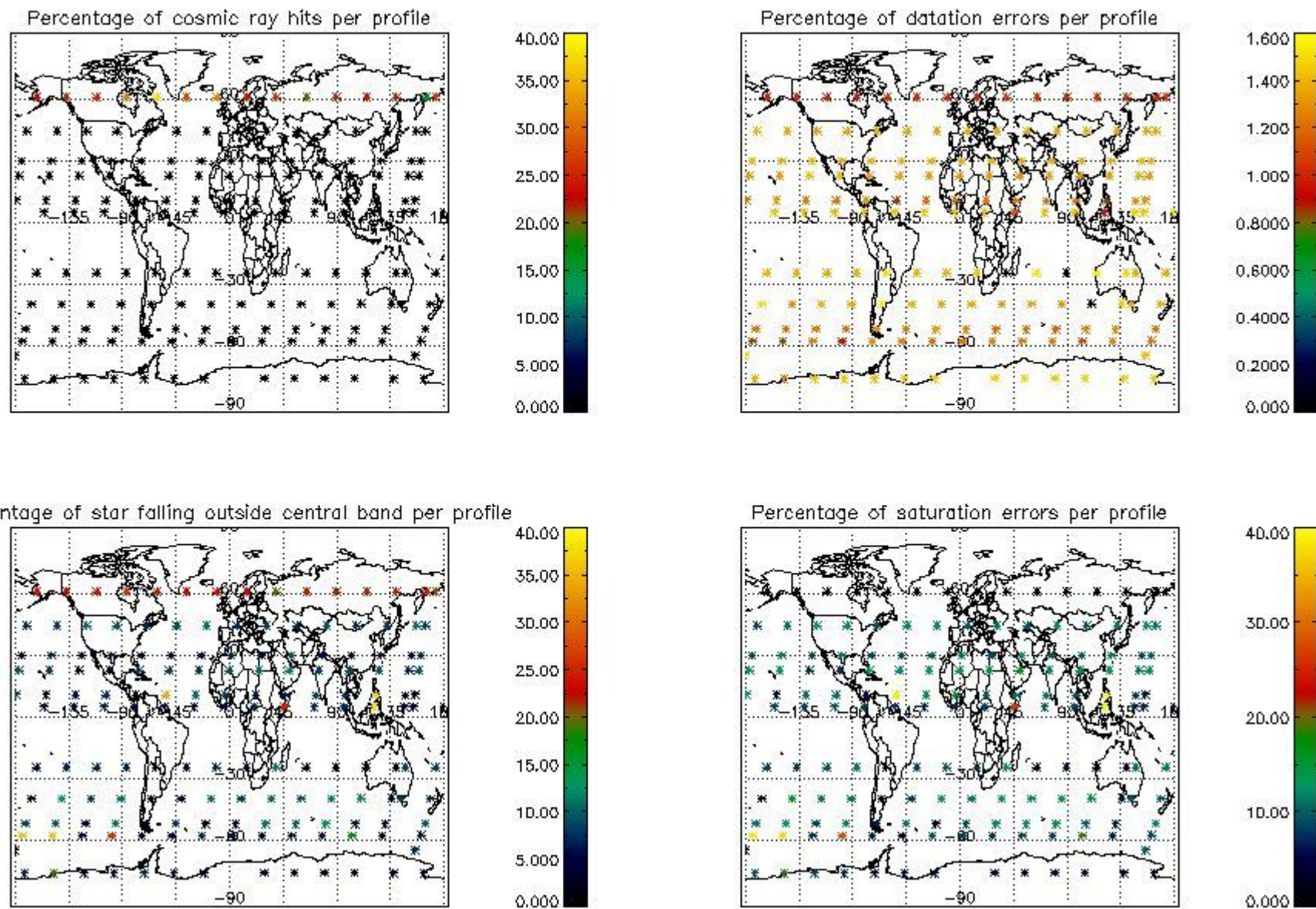
Percentage of star falling outside central band per profile



Percentage of saturation errors per profile



4.2.2 Plot level 1 quality information per product (world map): ENVISAT DESCENDING passes



5. Trace gas profiles

5.1 Ozone statistics based on quality of products

The final quality of the products can be "measured" using the STD (Standard Deviation) attached to every point profile. This information is written to the parameter GOM_NL__2P/NL_LOCAL_SPECIES_DENSITY/o3_std of the level 2 products. The table below shows the statistics for given STD ranges.

The statistics are given with respect to the overall valid production:

- Products without fatal errors: GOM_NL__2P/MPH/PRODUCT_ERR=0
- Valid point profile: GOM_NL__2P/NL_LOCAL_SPECIES_DENSITY/pcd(0)=0

The 'Criteria' is applied to valid points of dark limb products:

- Products in dark limb illumination condition: GOM_NL__2P/NL_SUMMARY_QUALITY/obs_ill_cond=0
- Products without fatal errors: GOM_NL__2P/MPH/PRODUCT_ERR=0
- Valid point profile: GOM_NL__2P/NL_LOCAL_SPECIES_DENSITY/pcd(0)=0

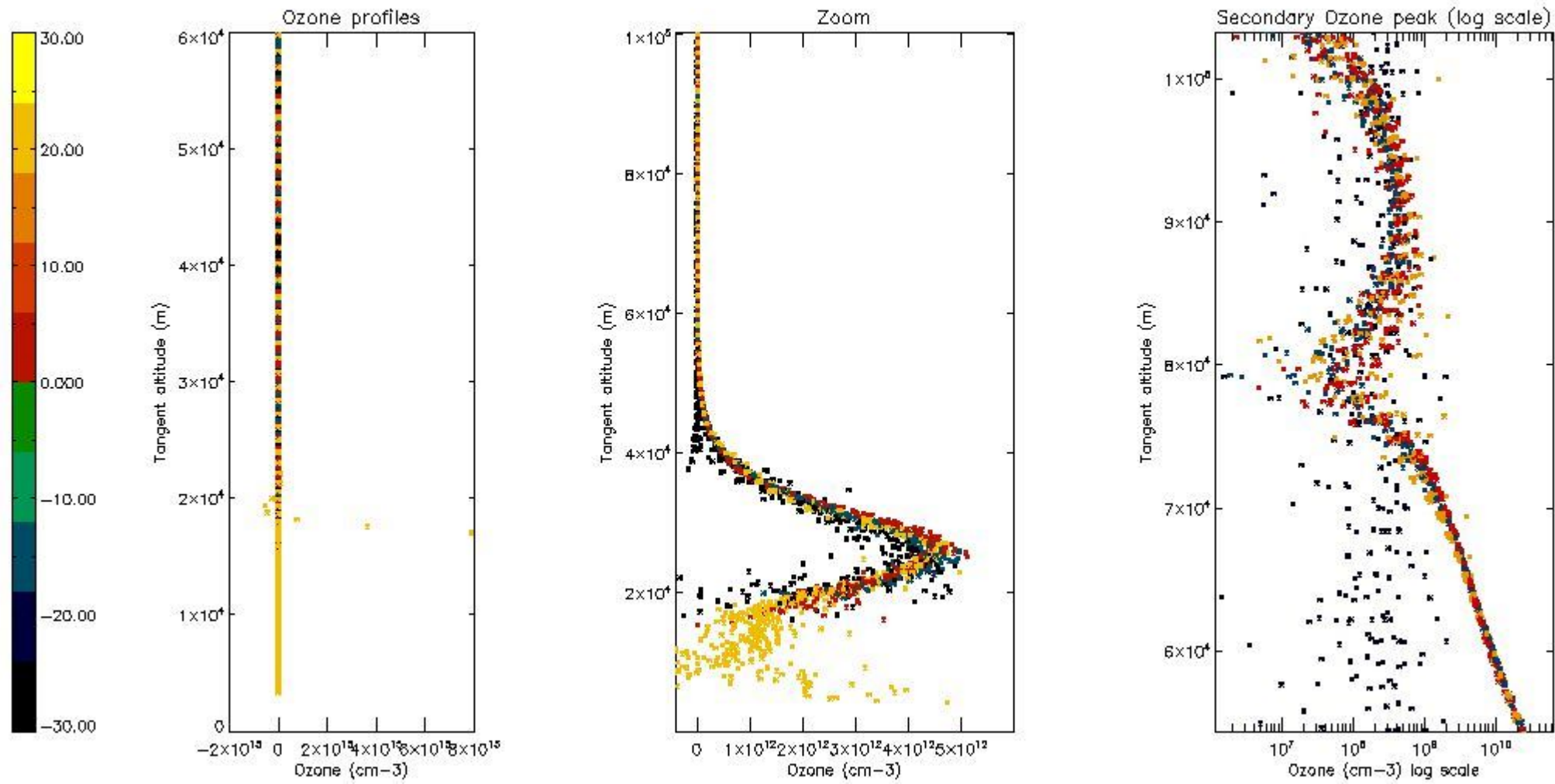
So, the table below shows the percentage of dark limb and valid observations for each criteria with respect to the overall valid daily observations.

Criteria	% of total production
All STD	22
STD < 20	13

STD < 10	11
STD < 5	8

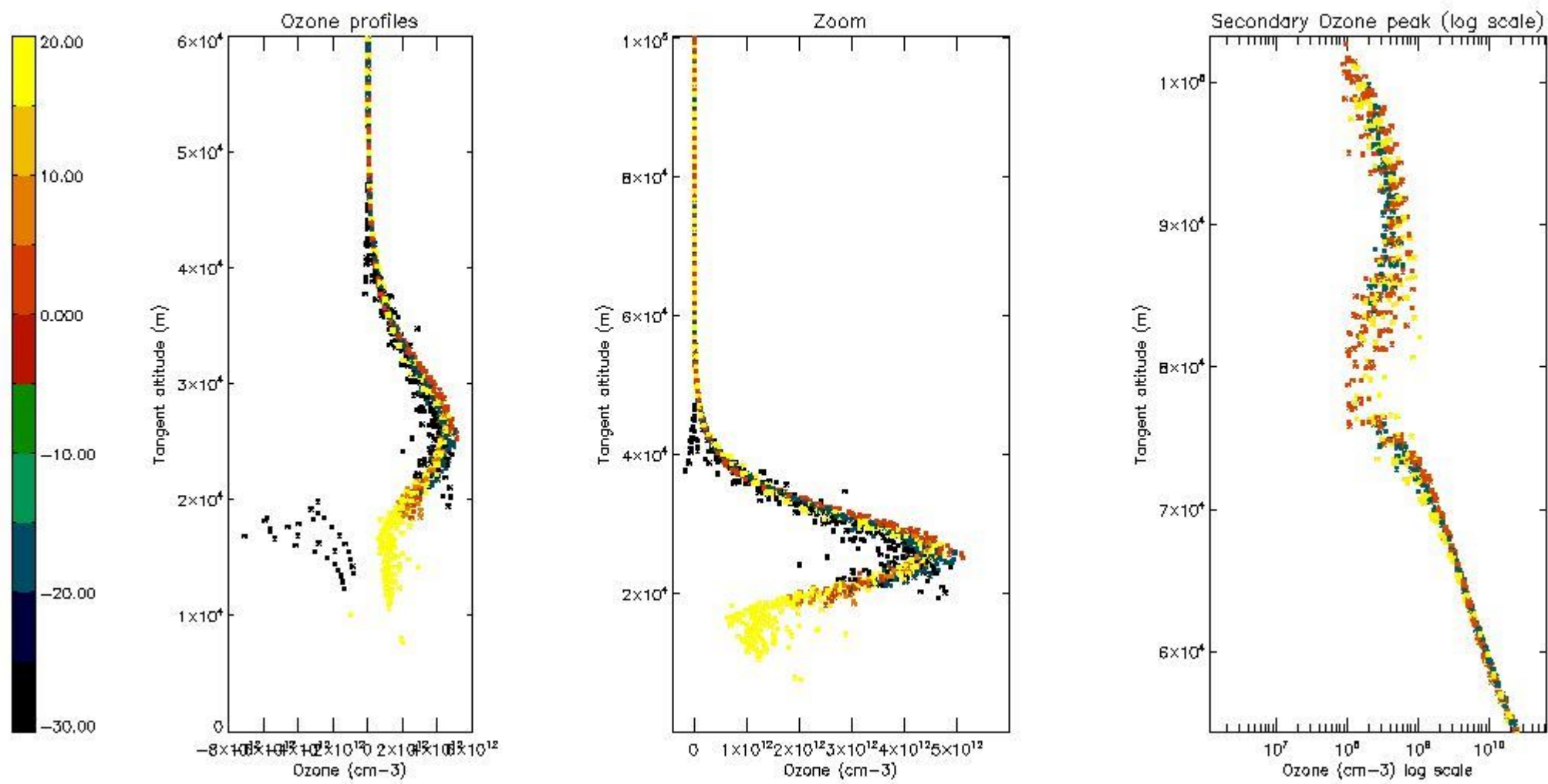
5.2 Plot ozone profiles for all STD (dark without errors)

The colorbar represents the latitude.



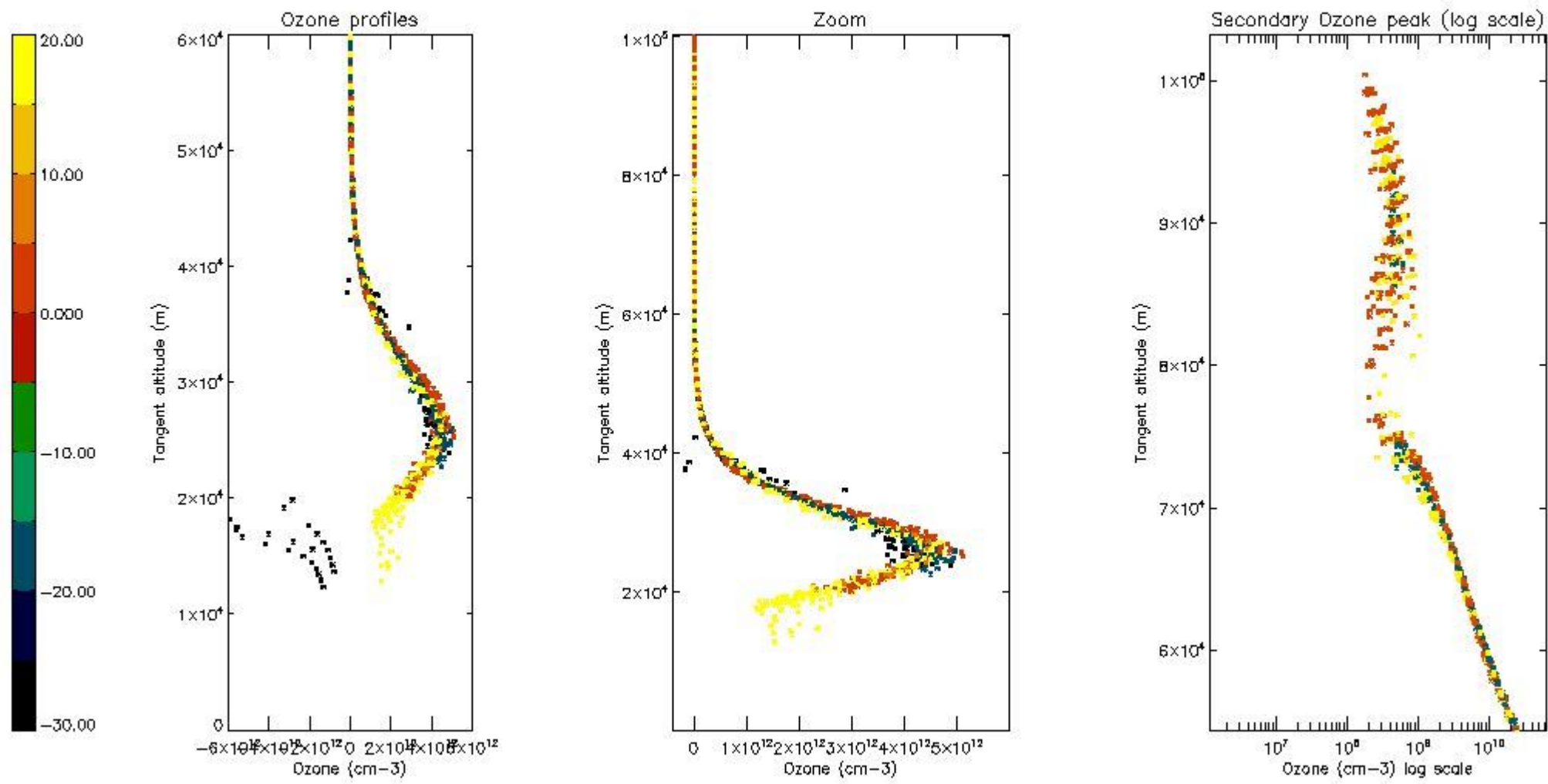
5.3 Plot ozone profiles where STD < 20% (dark without errors)

The colorbar represents the latitude.



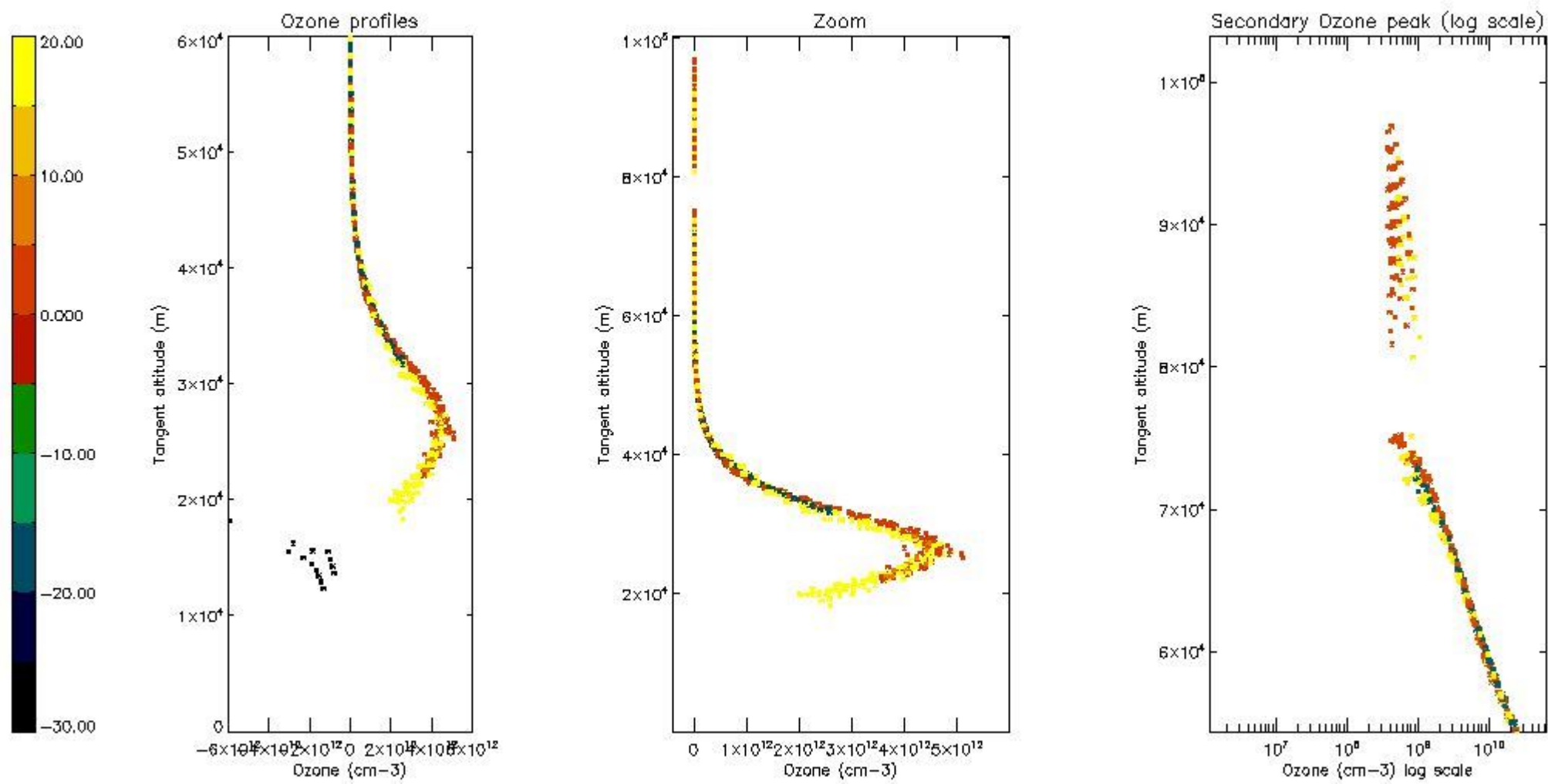
5.4 Plot ozone profiles where STD < 10% (dark without errors)

The colorbar represents the latitude.



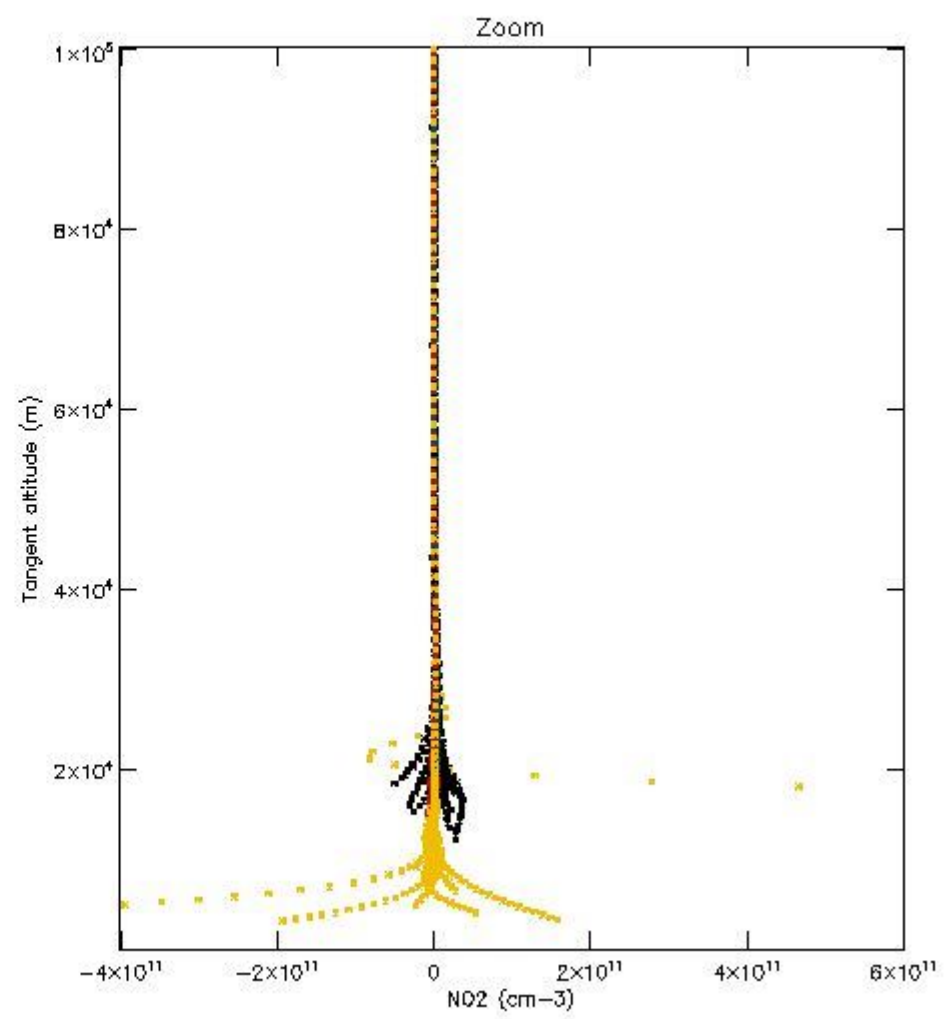
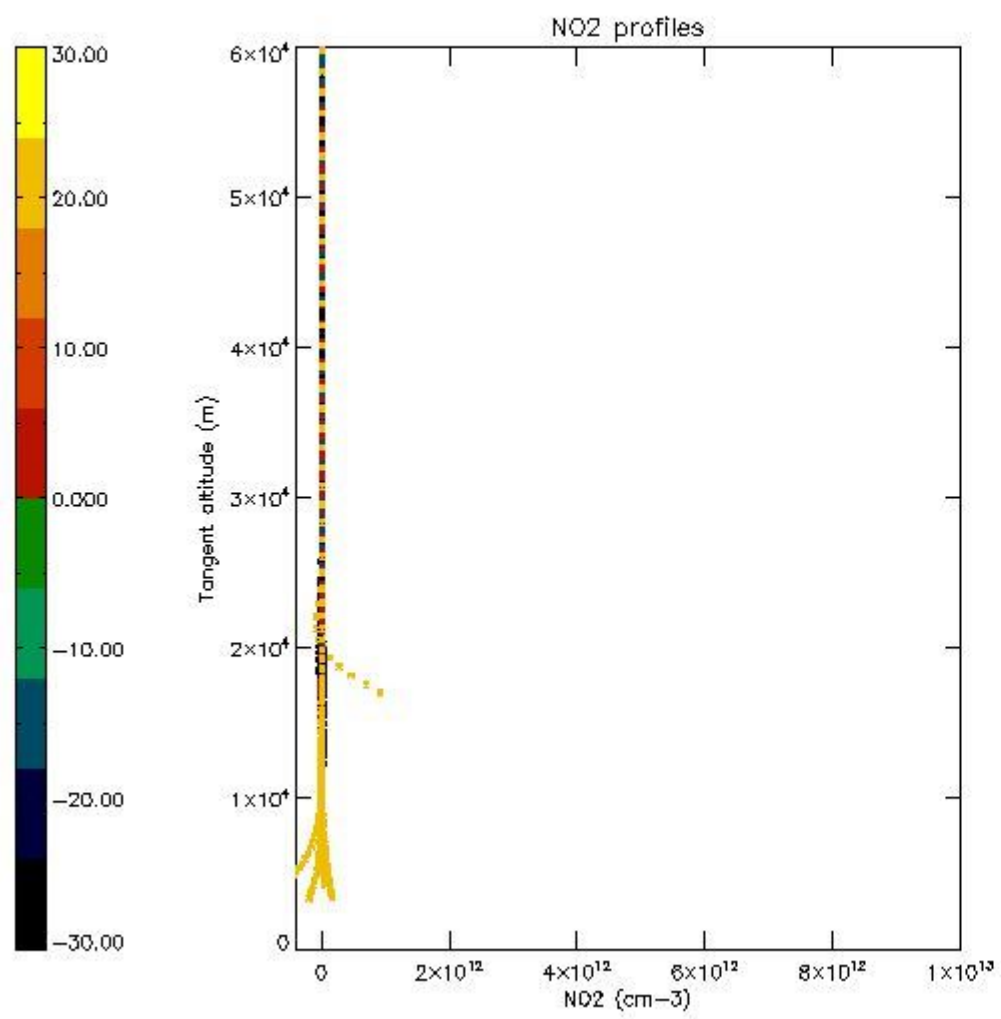
5.5 Plot ozone profiles where STD < 5% (dark without errors)

The colorbar represents the latitude.



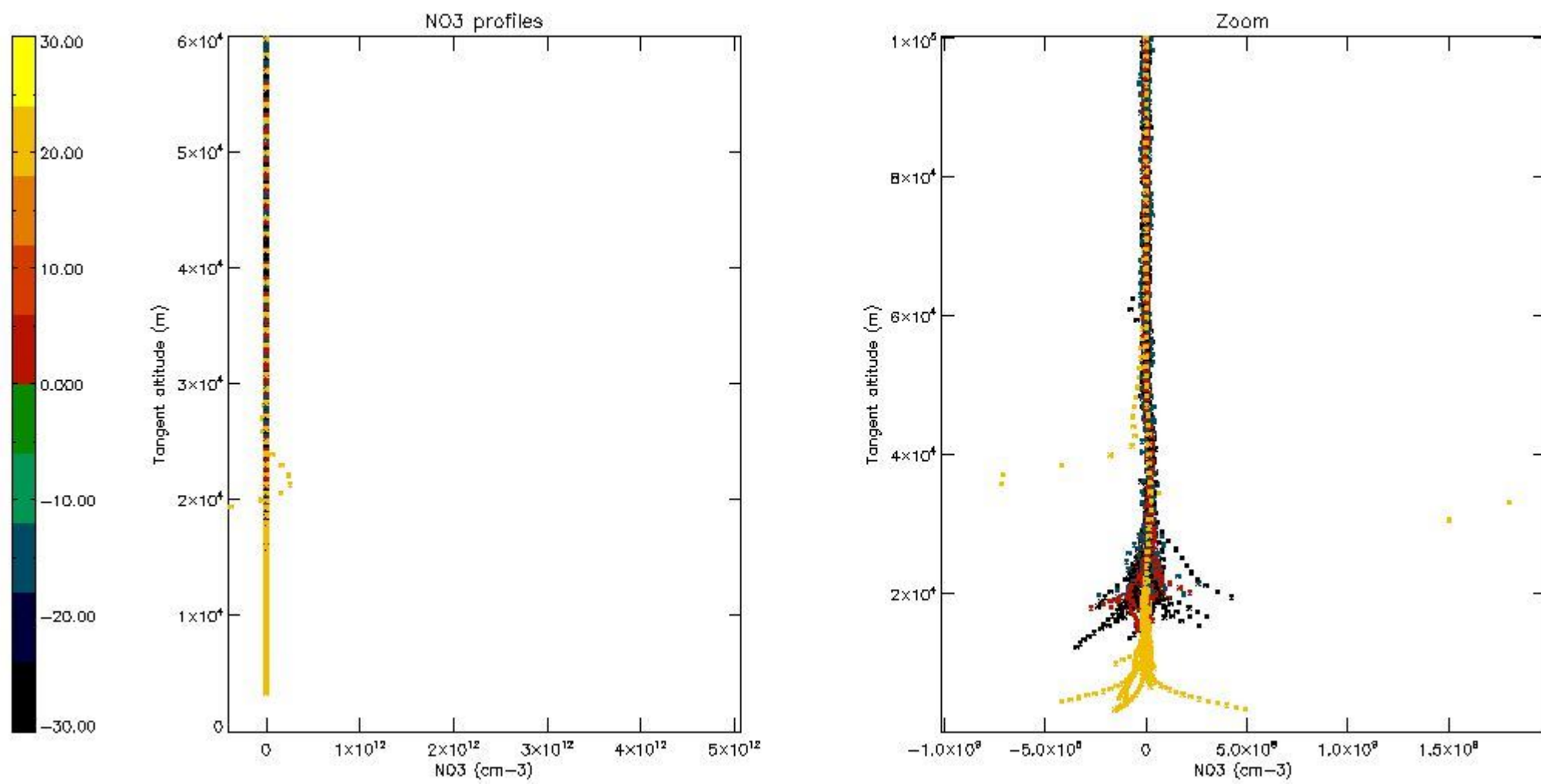
5.6 Plot NO₂ profiles for all STD (dark without errors)

The colorbar represents the latitude.



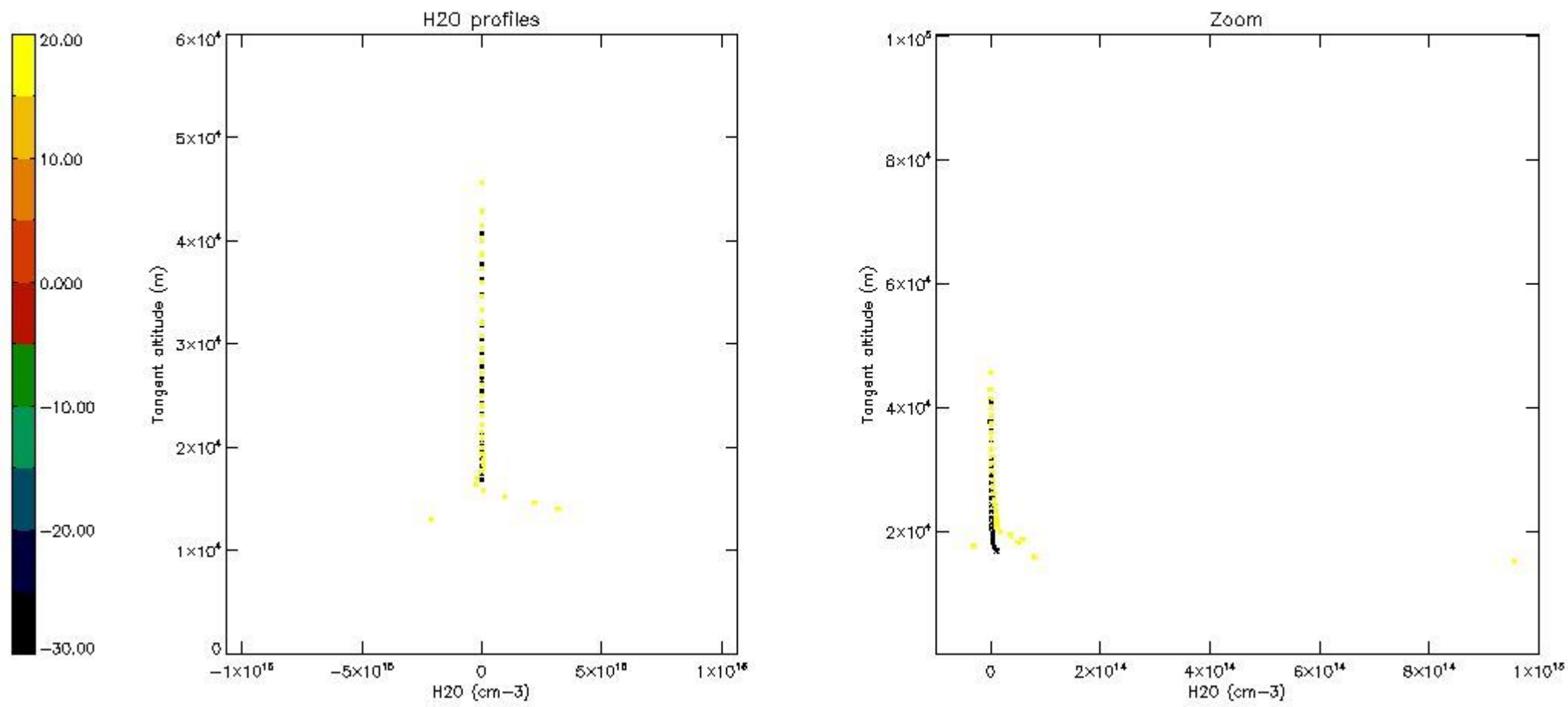
5.7 Plot NO3 profiles for all STD (dark without errors)

The colorbar represents the latitude.



5.8 Plot H₂O profiles for all STD (only for occultations of stars 1,2,3,4,13,14,16,26,63 dark without errors)

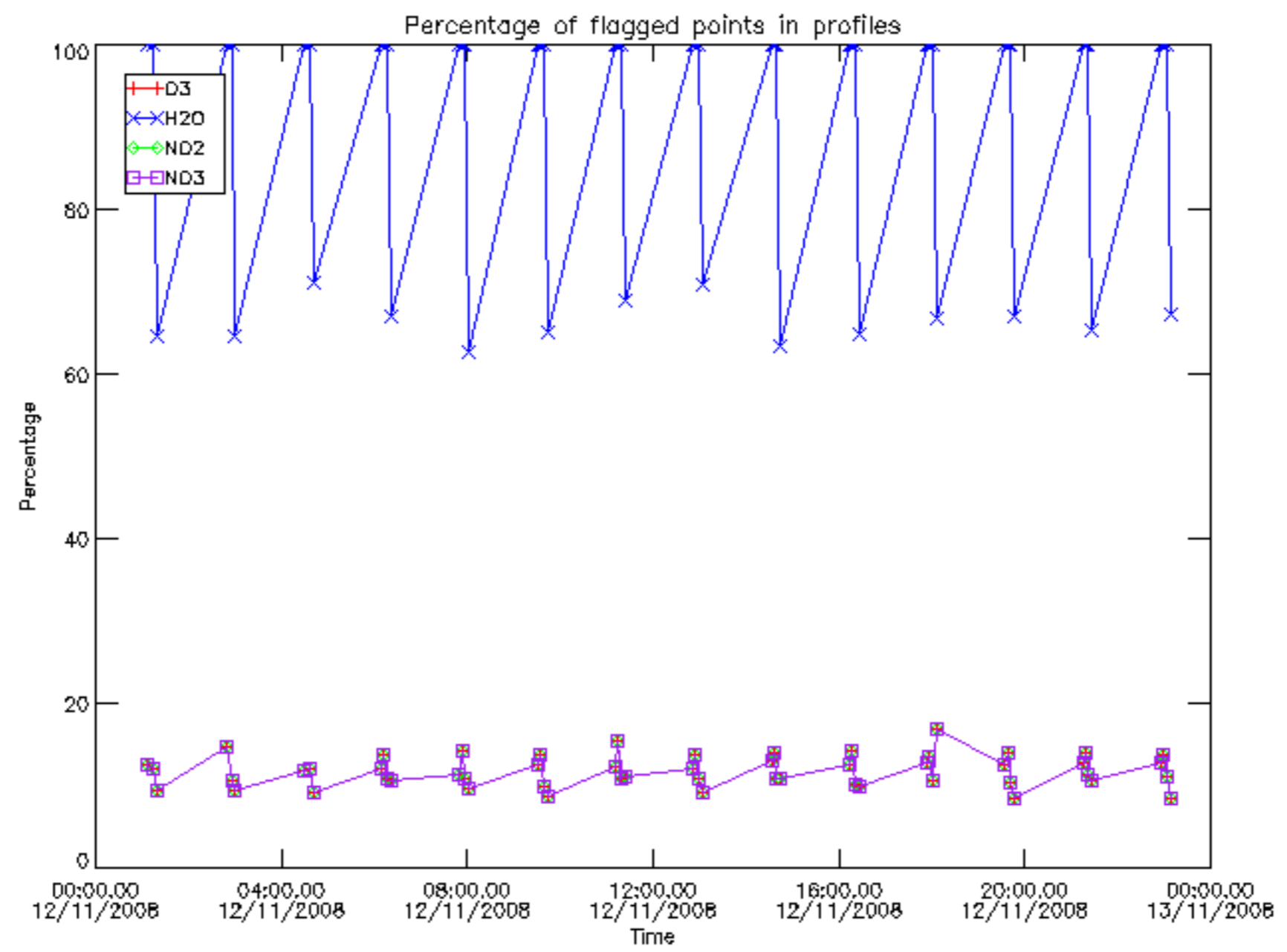
The colorbar represents the latitude.



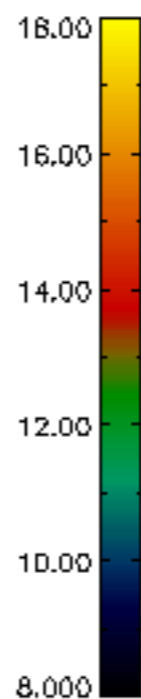
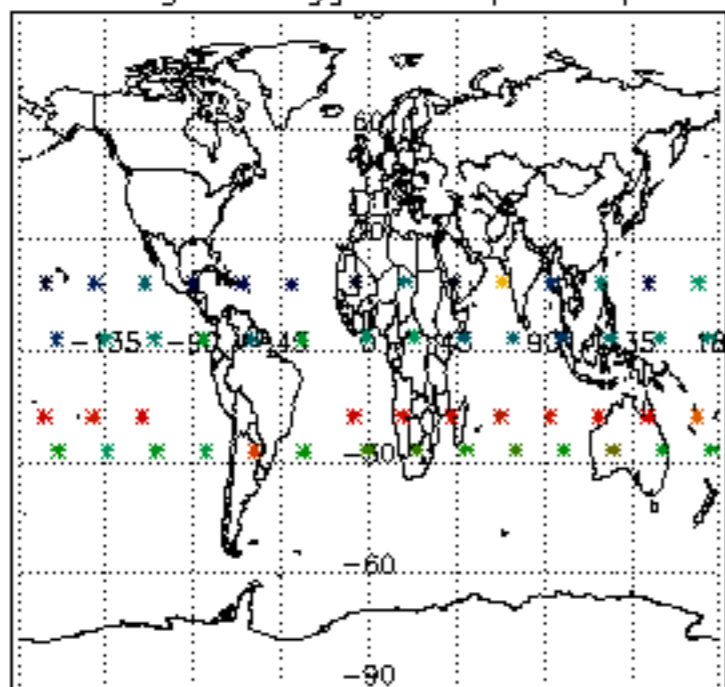
6. Auxiliary Data Files used for the production reported in section 2

The number reported in the third column indicates since which file (see list in section 2) the corresponding auxiliary file has been used. The fourth column is the date of those product files.

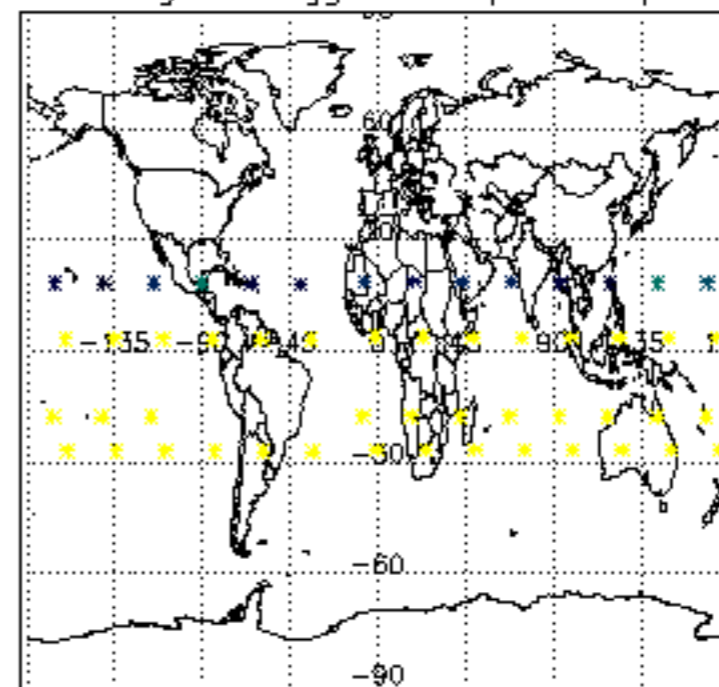
Type	Auxiliary Filename	Used since product	Used since product date
INST_PHYS_CHARACTERISTICS	GOM_INS_AXVIEC20091111_143220_20030716_120000_20500101_000000	1	12-NOV-2008 00:01:33
LEVEL-2_PROC_CONFIG	GOM_PR2_AXVIEC20091111_152718_20020301_000000_20500101_000000	1	12-NOV-2008 00:01:33
CROSS_SECTIONS_FILE	GOM_CRS_AXVIEC20091111_154832_20020301_000000_20500101_000000	1	12-NOV-2008 00:01:33



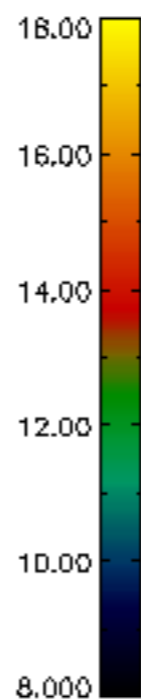
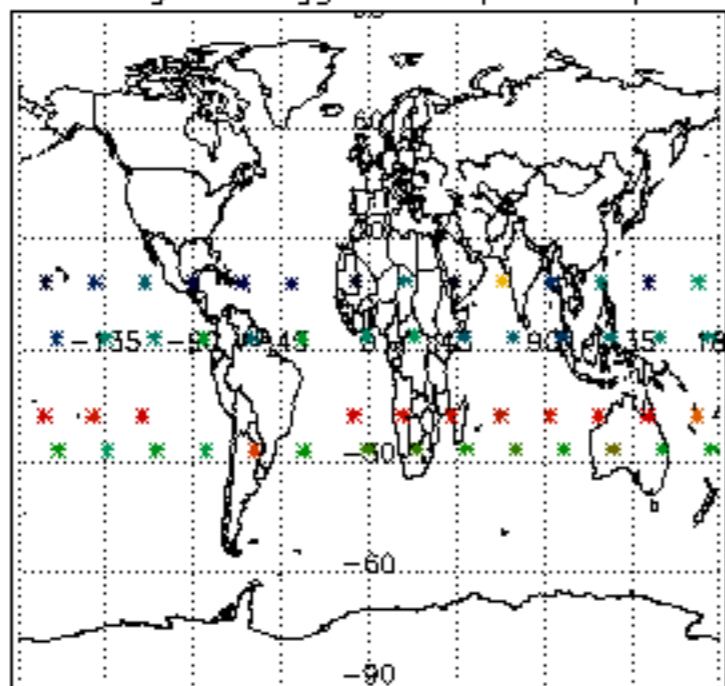
Percentage of flagged data per D3 profile



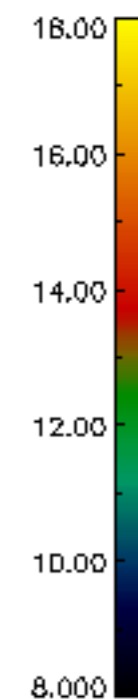
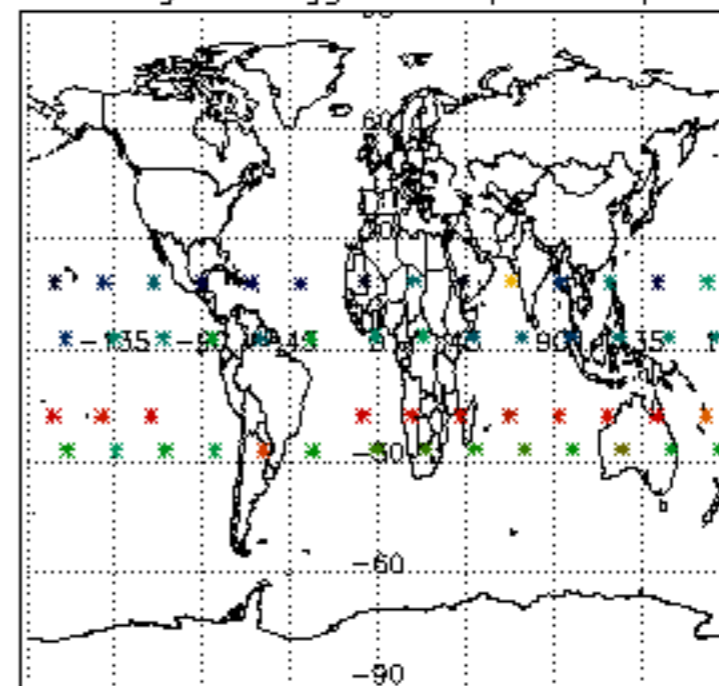
Percentage of flagged data per H2O profile

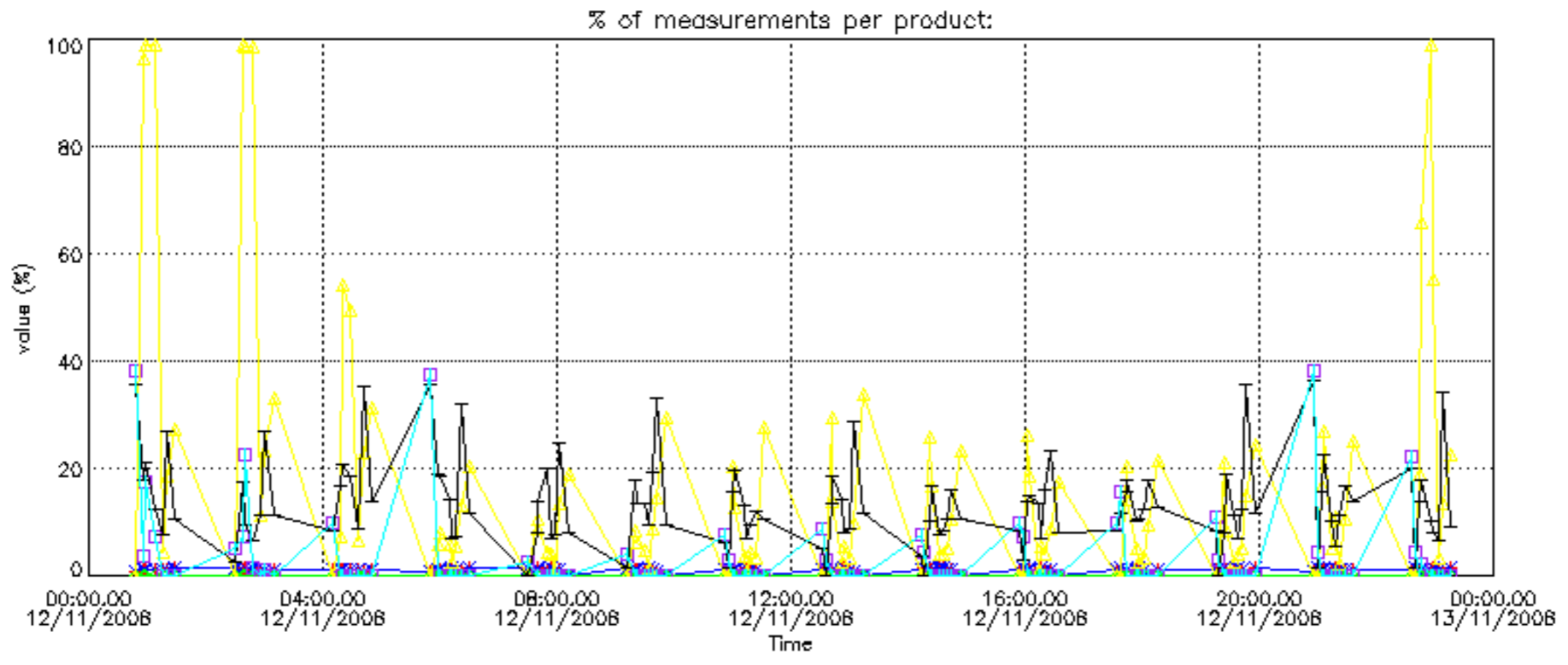


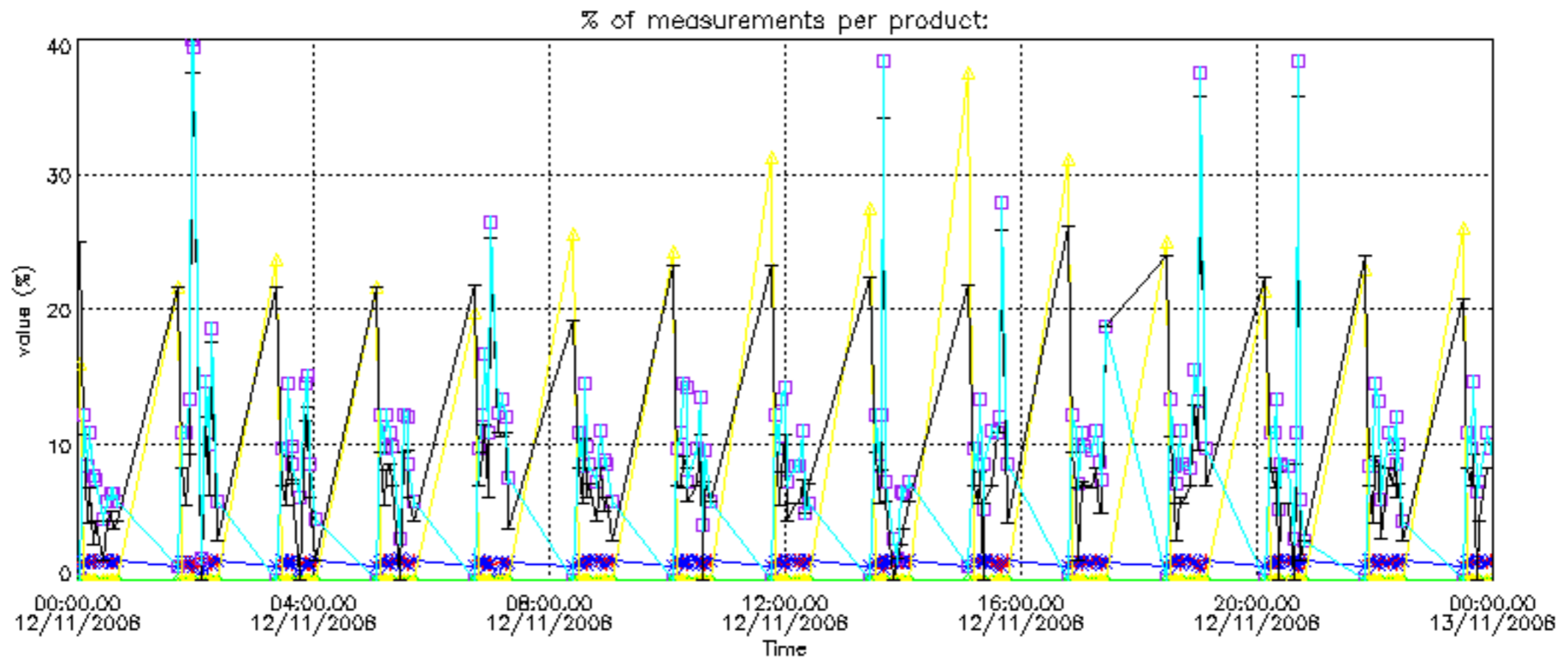
Percentage of flagged data per NO2 profile



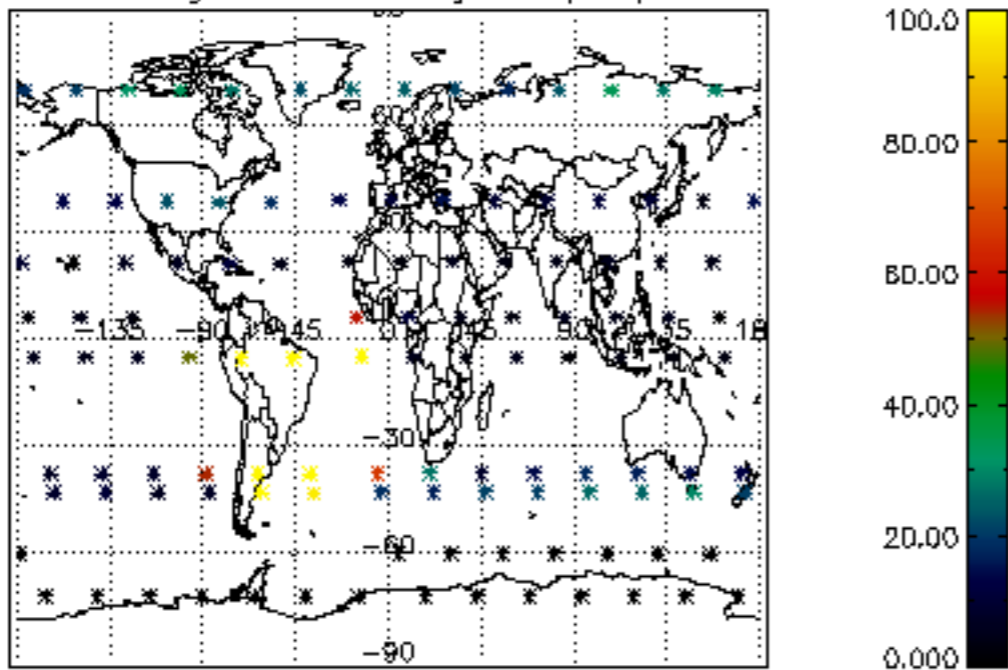
Percentage of flagged data per NO3 profile



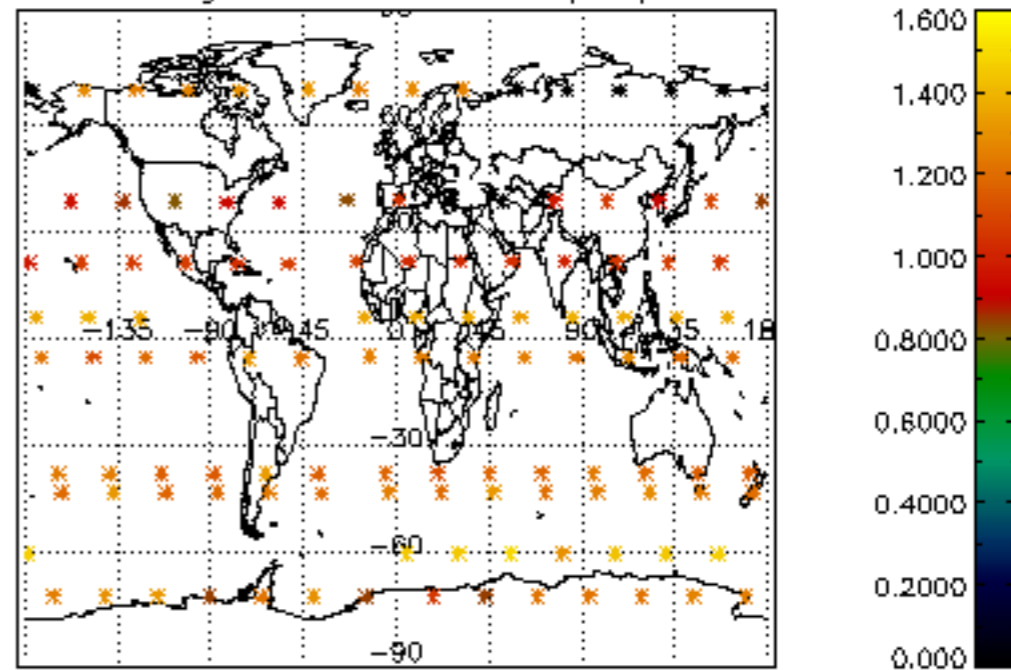




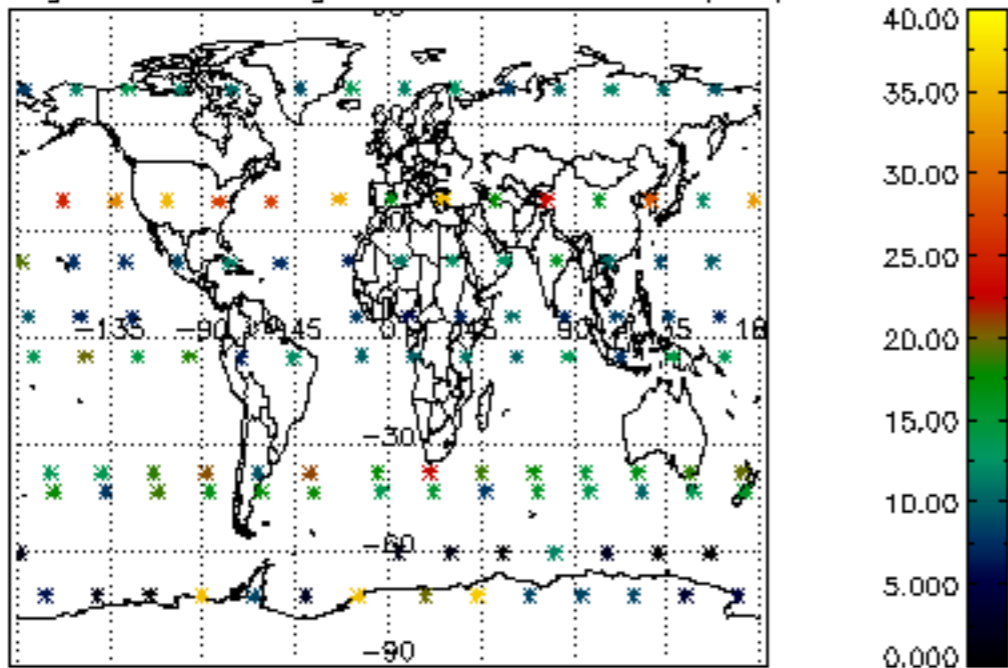
Percentage of cosmic ray hits per profile



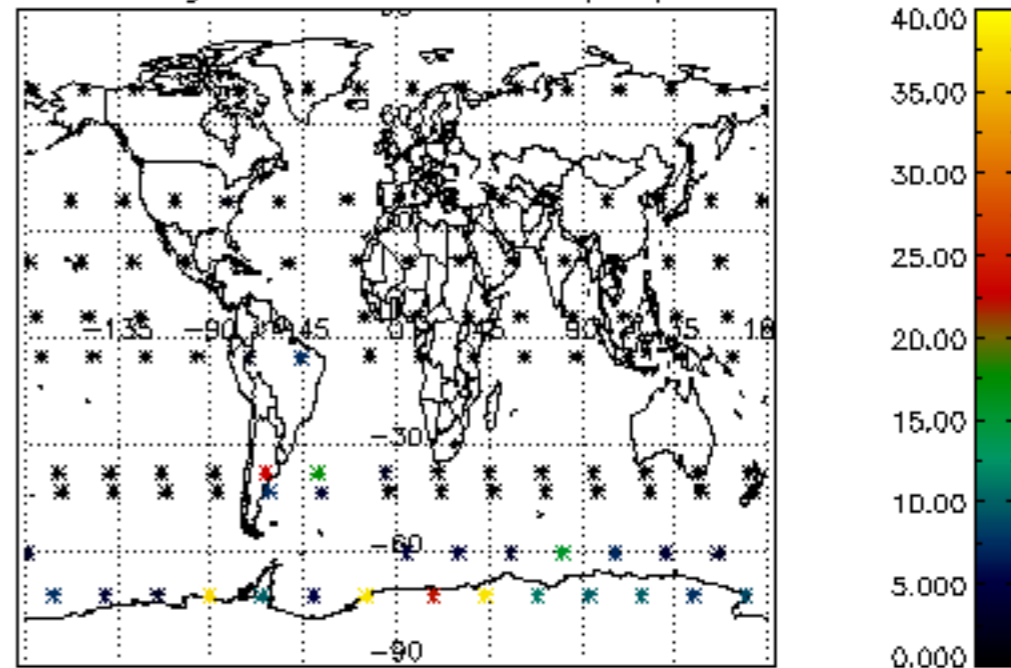
Percentage of datation errors per profile



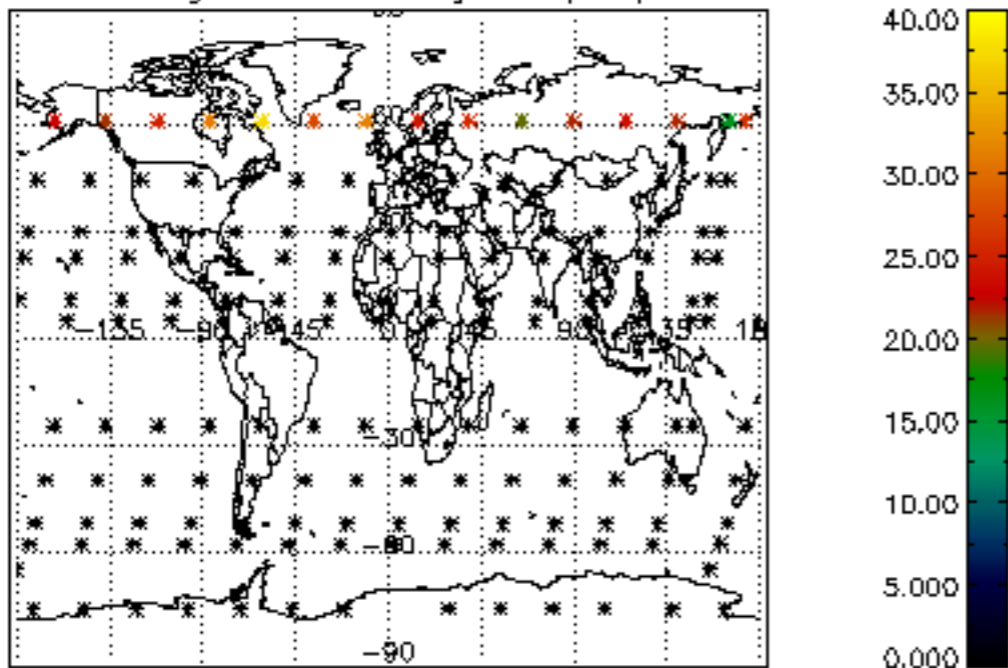
Percentage of star falling outside central band per profile



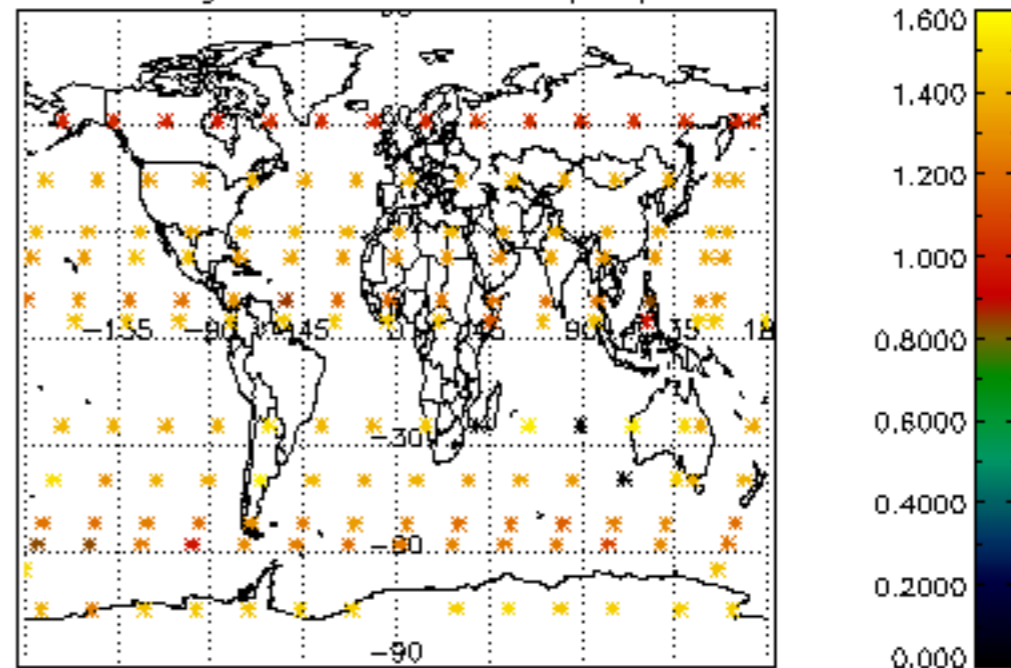
Percentage of saturation errors per profile



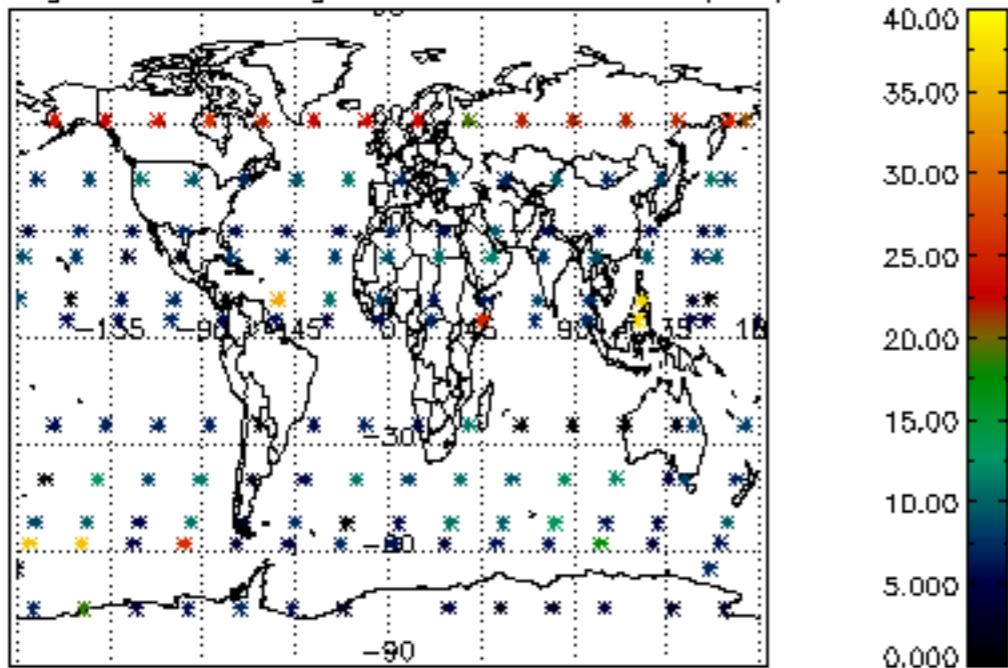
Percentage of cosmic ray hits per profile



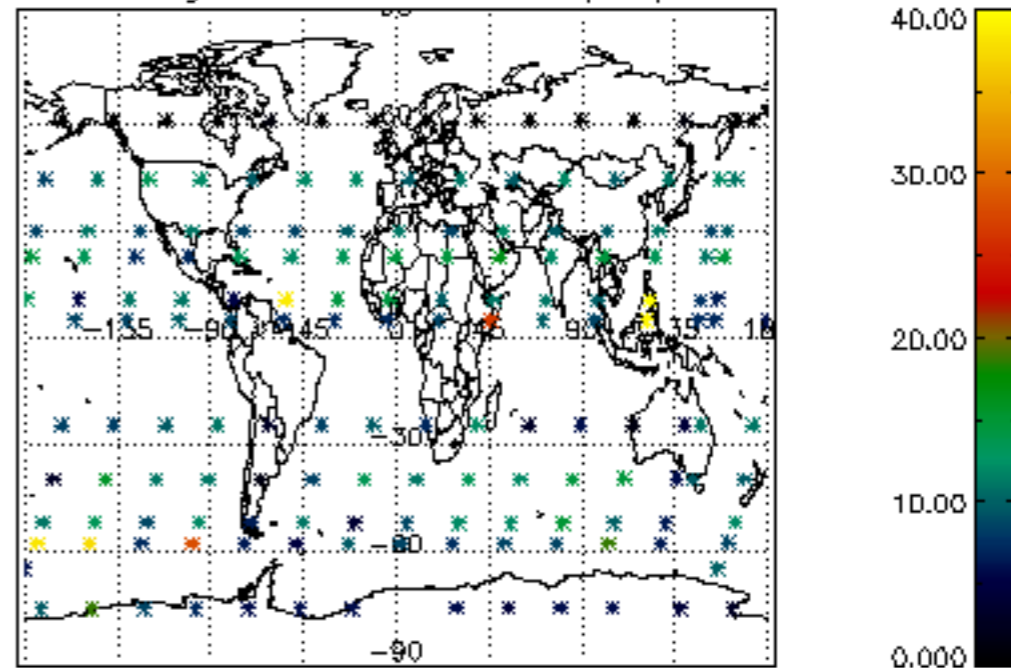
Percentage of datation errors per profile

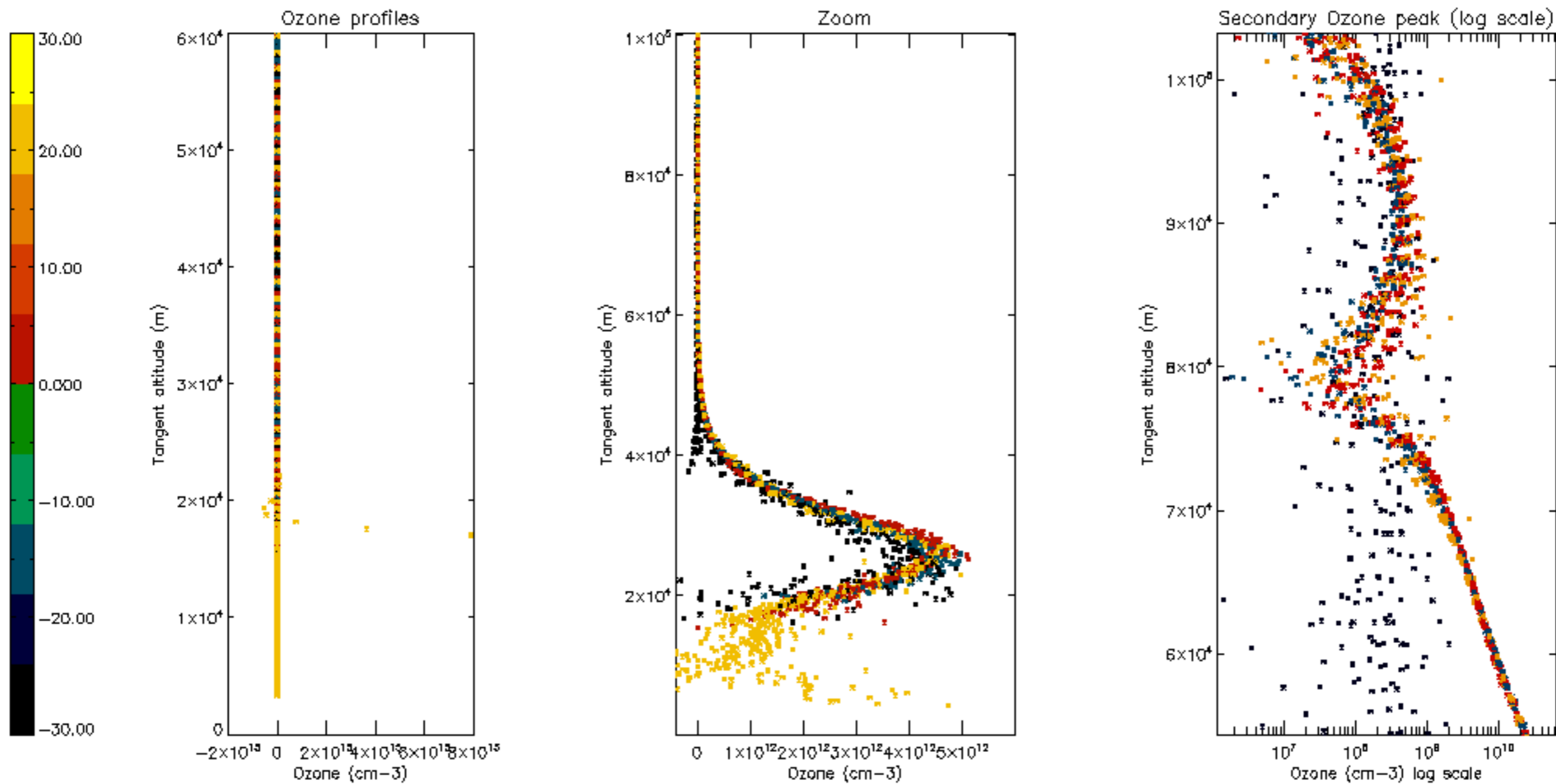


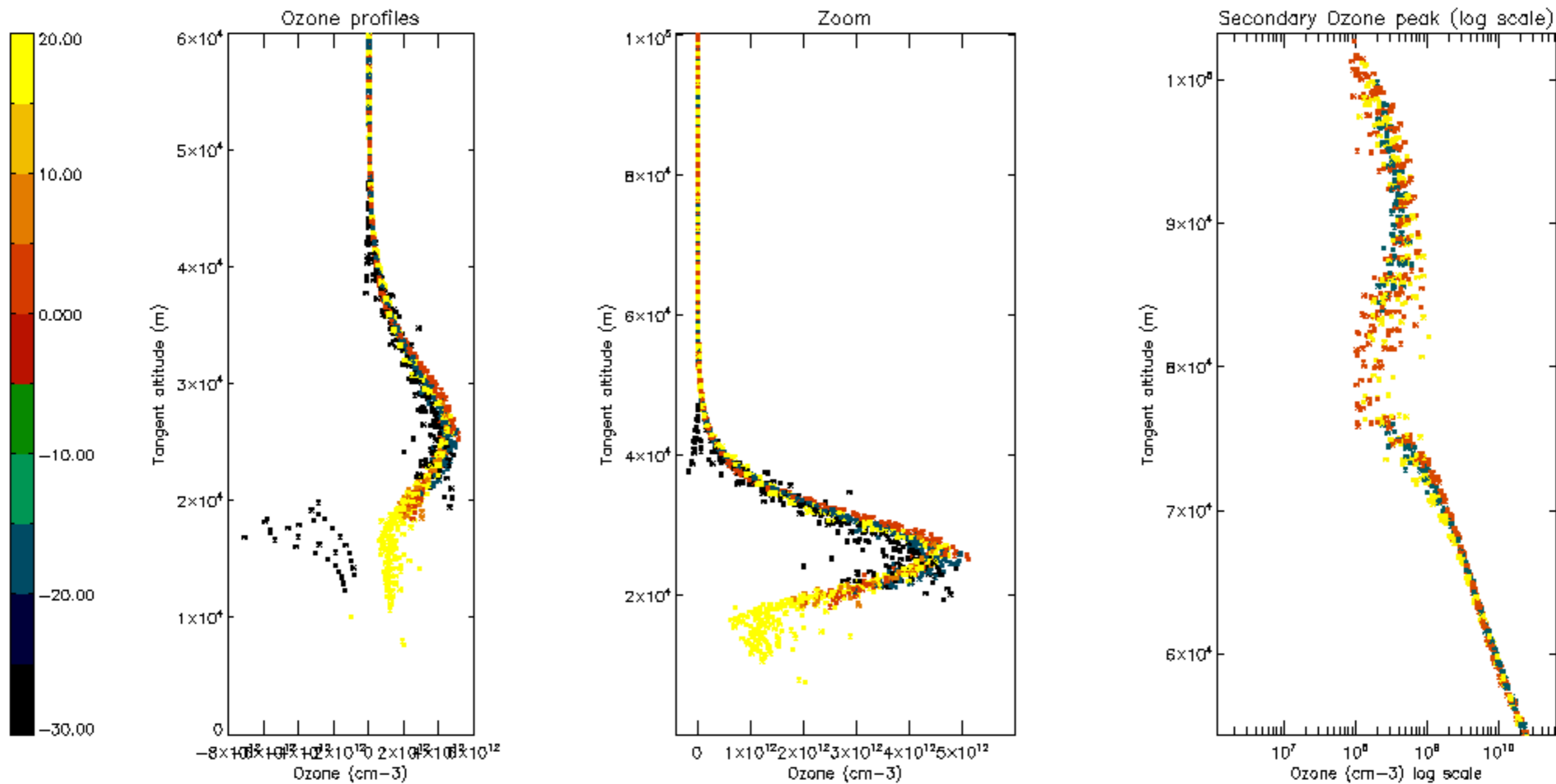
Percentage of star falling outside central band per profile

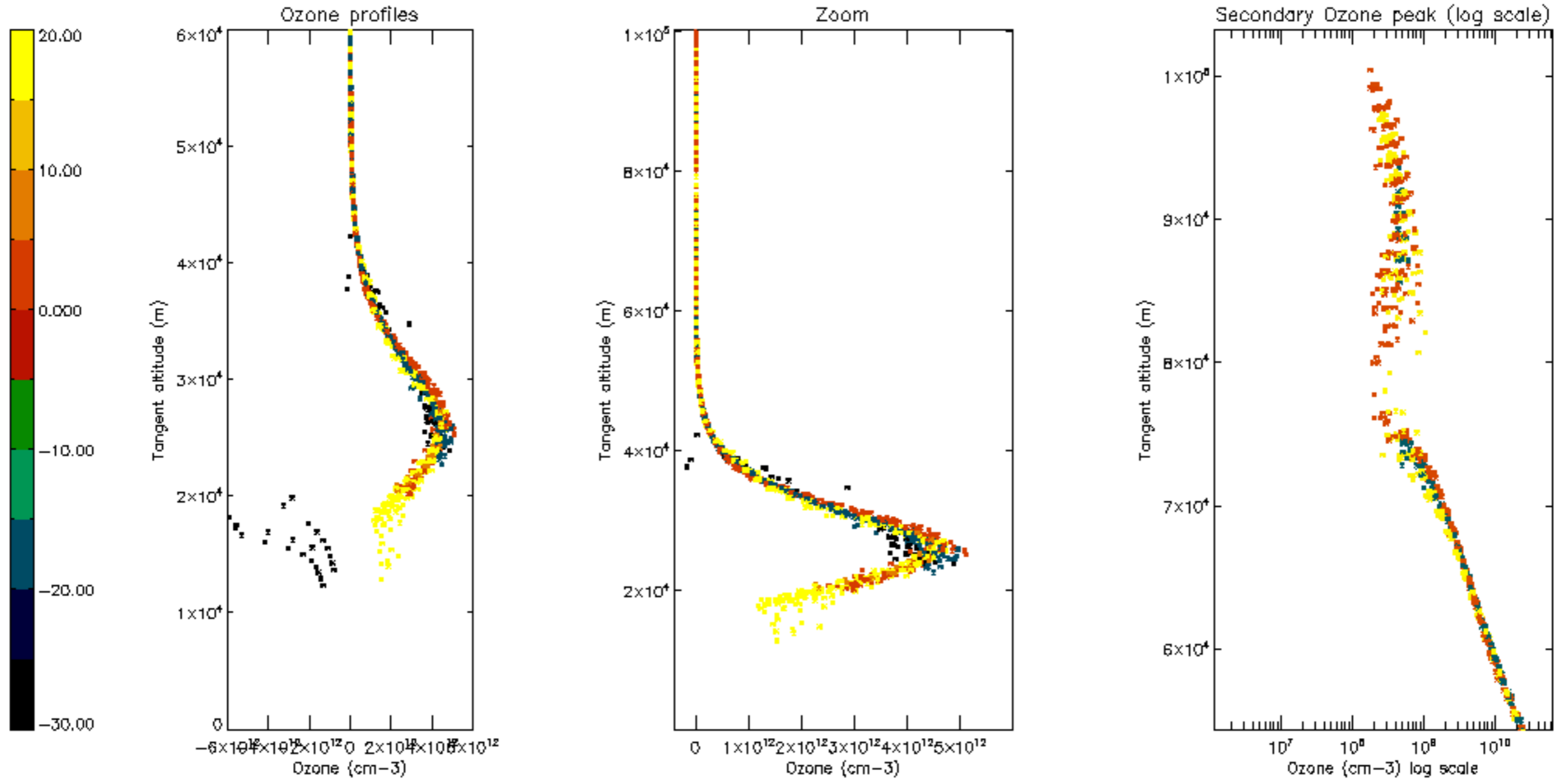


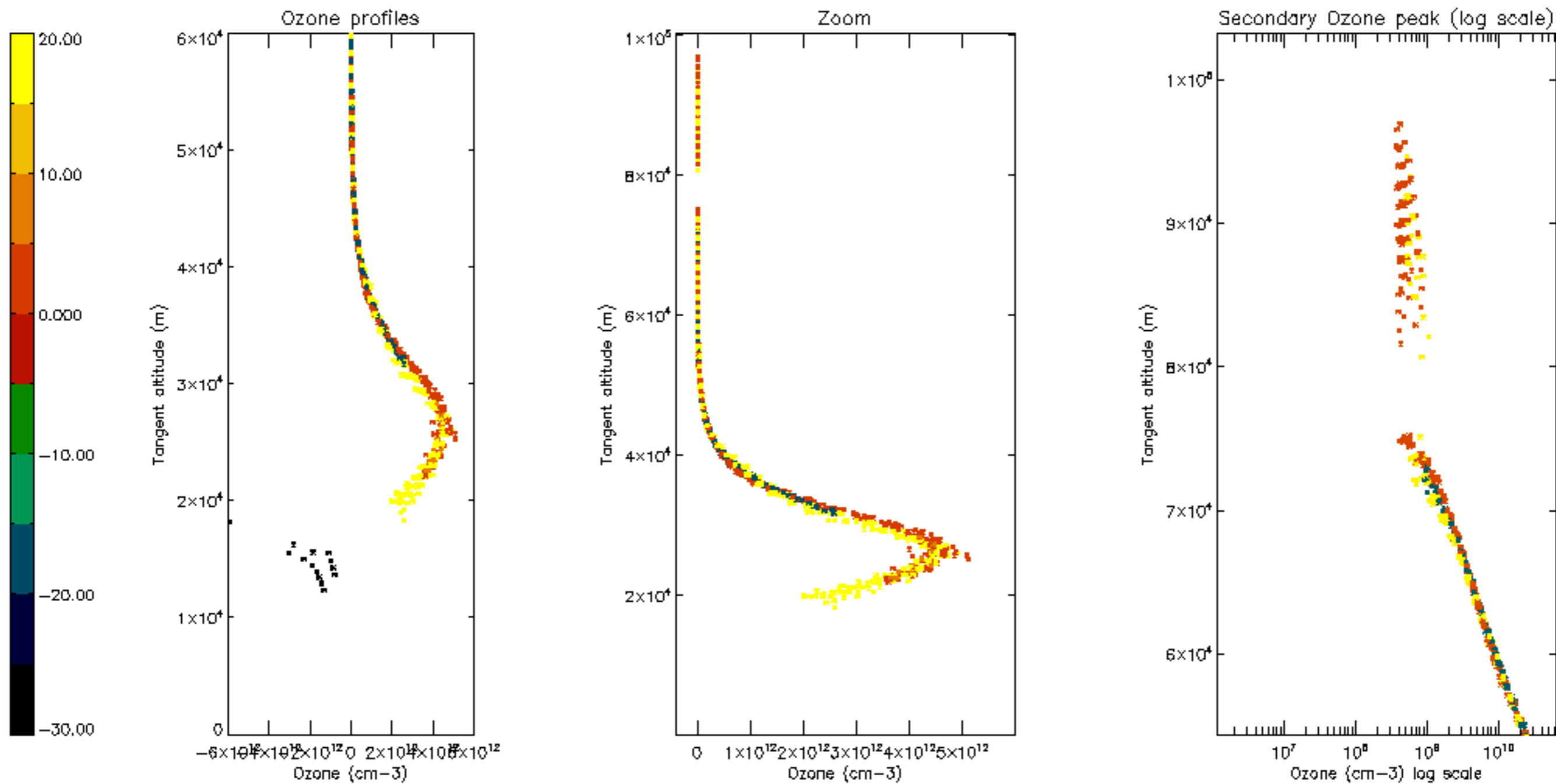
Percentage of saturation errors per profile

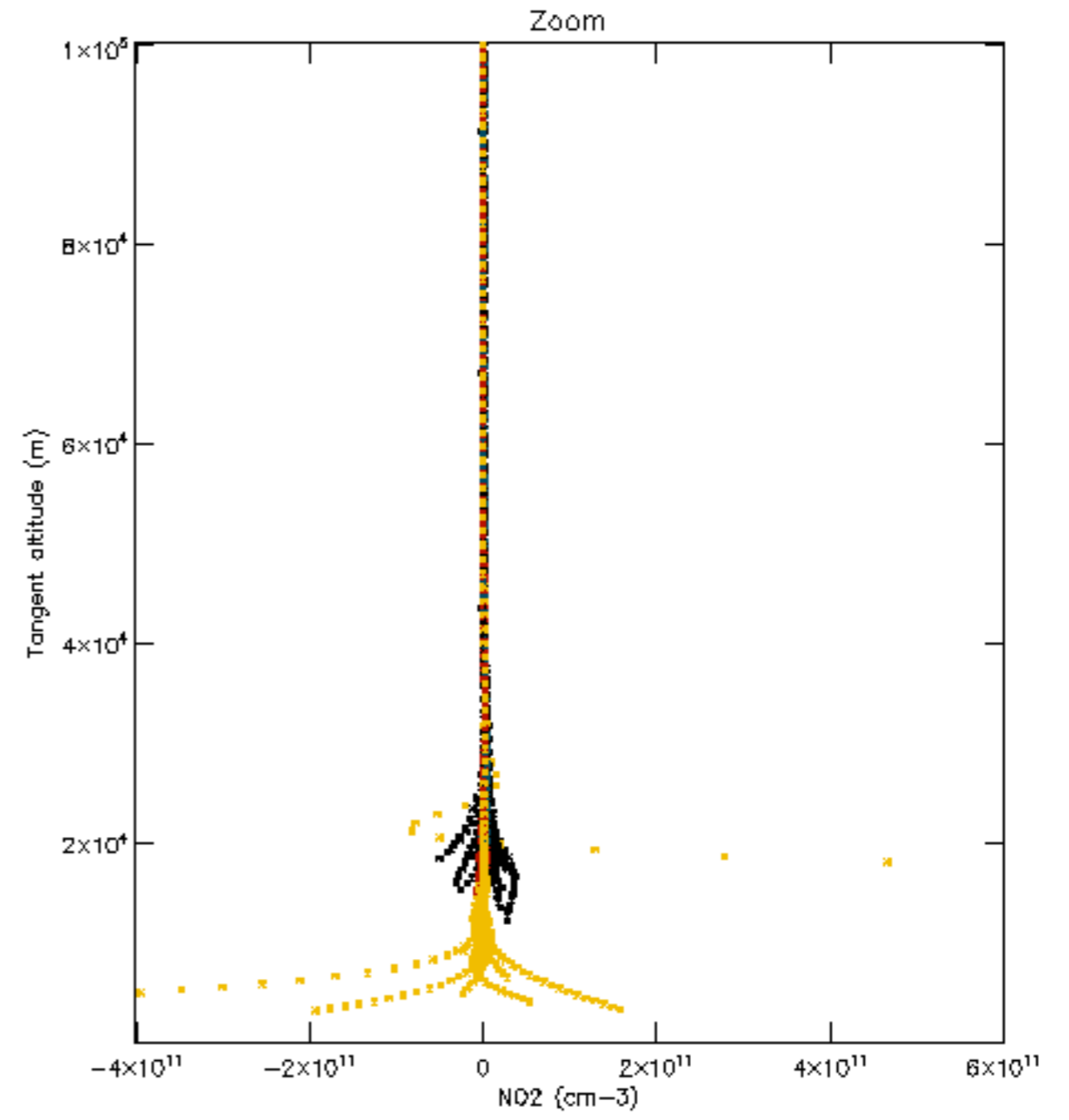
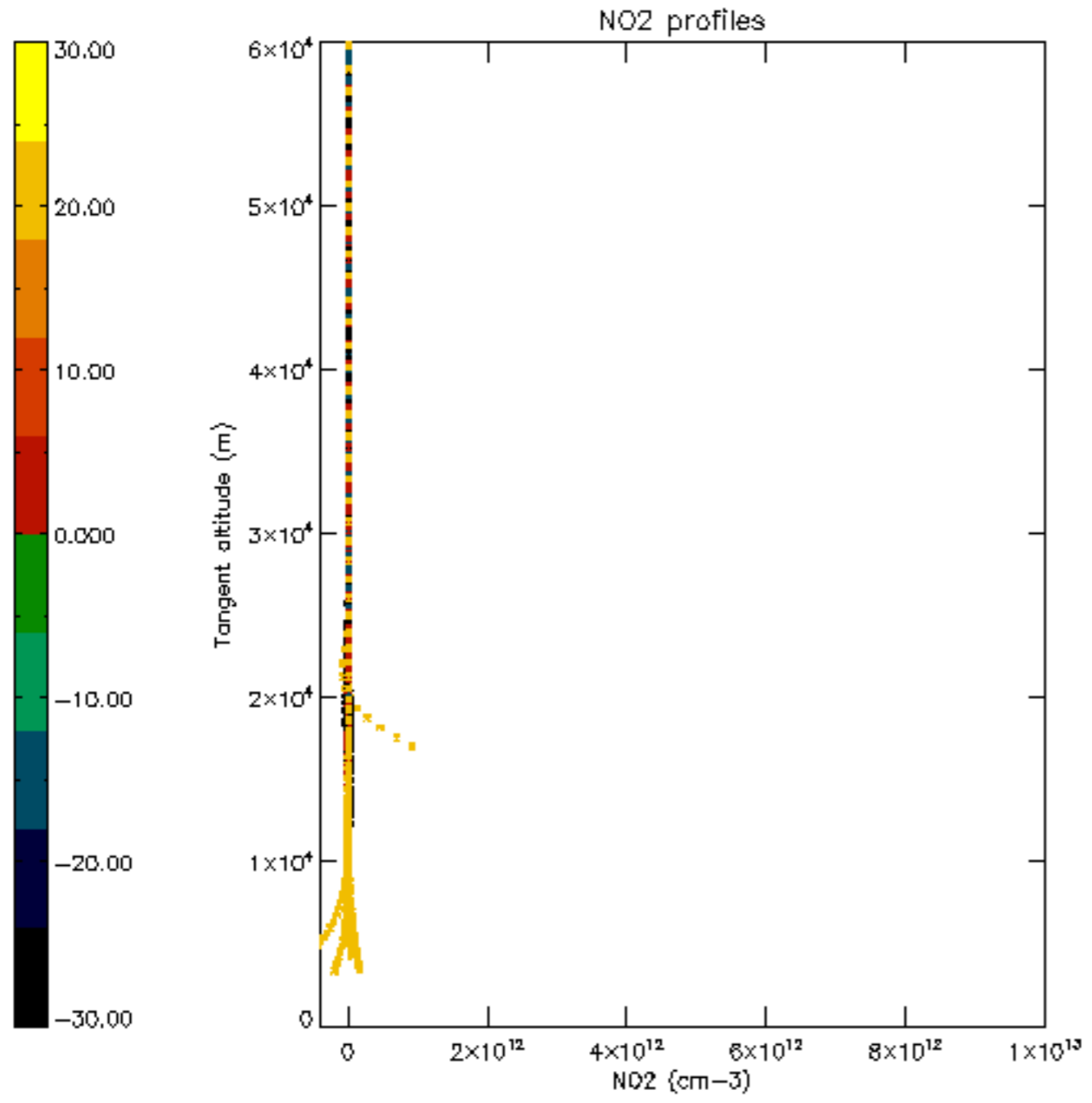


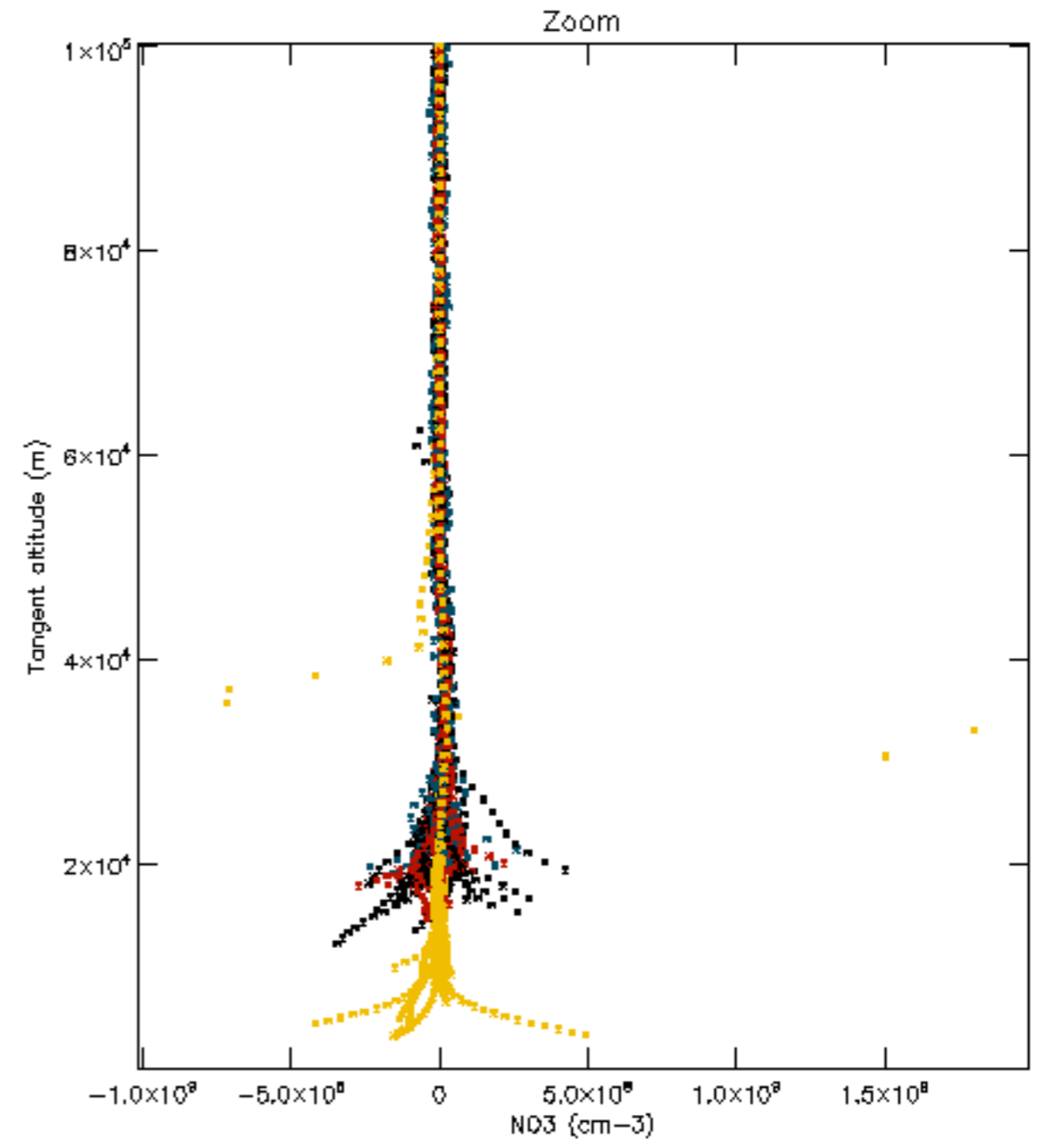
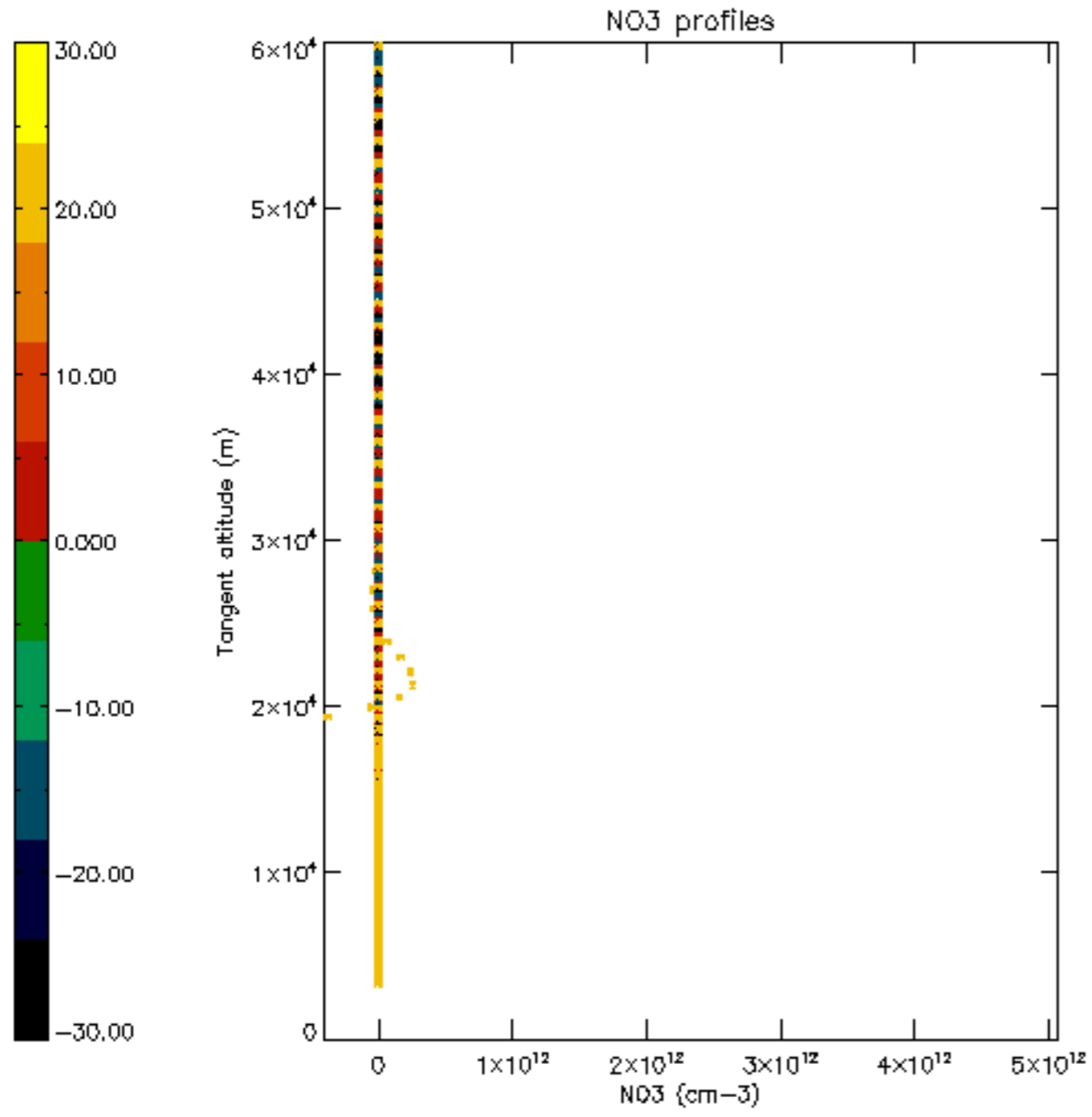


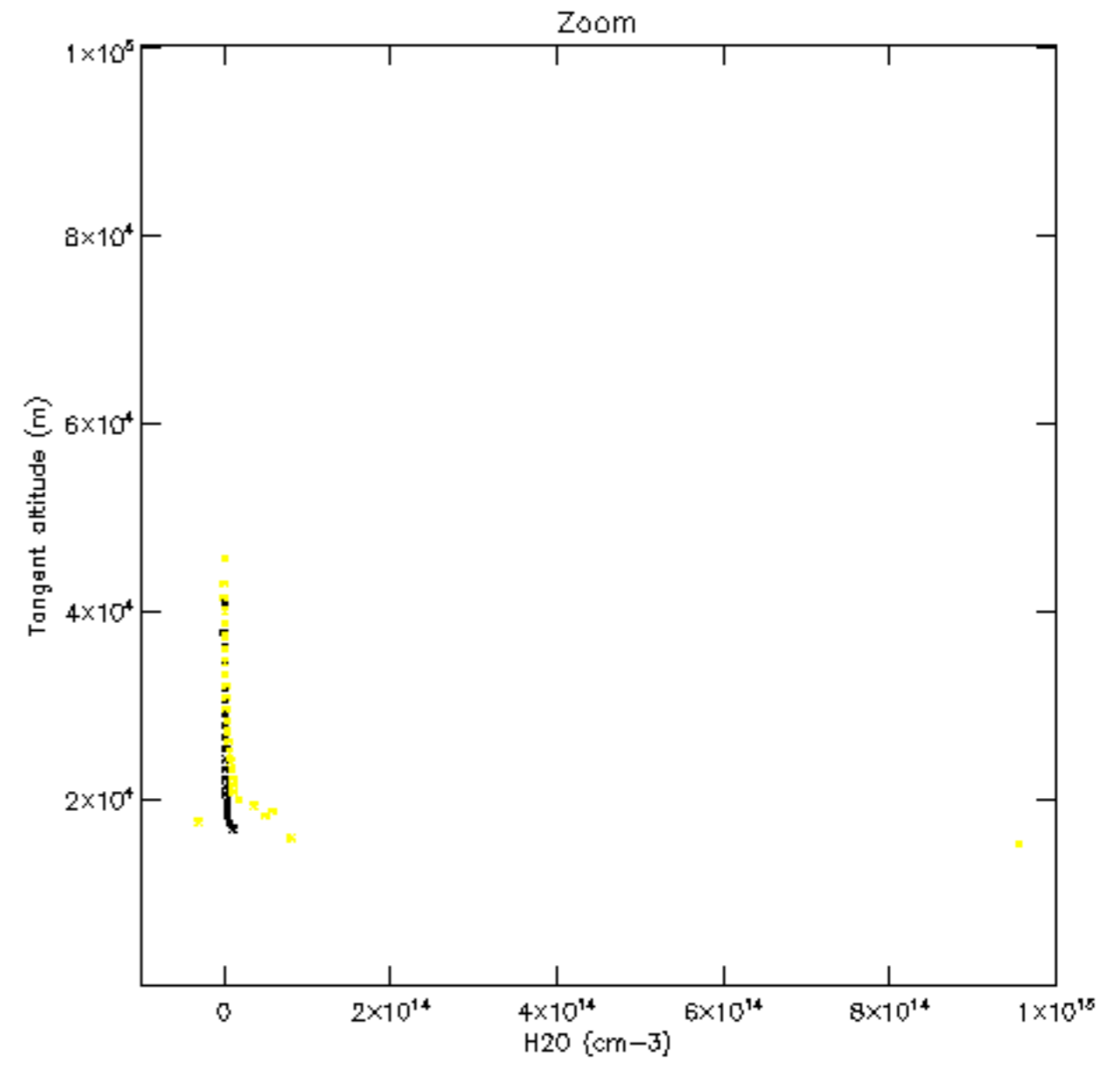
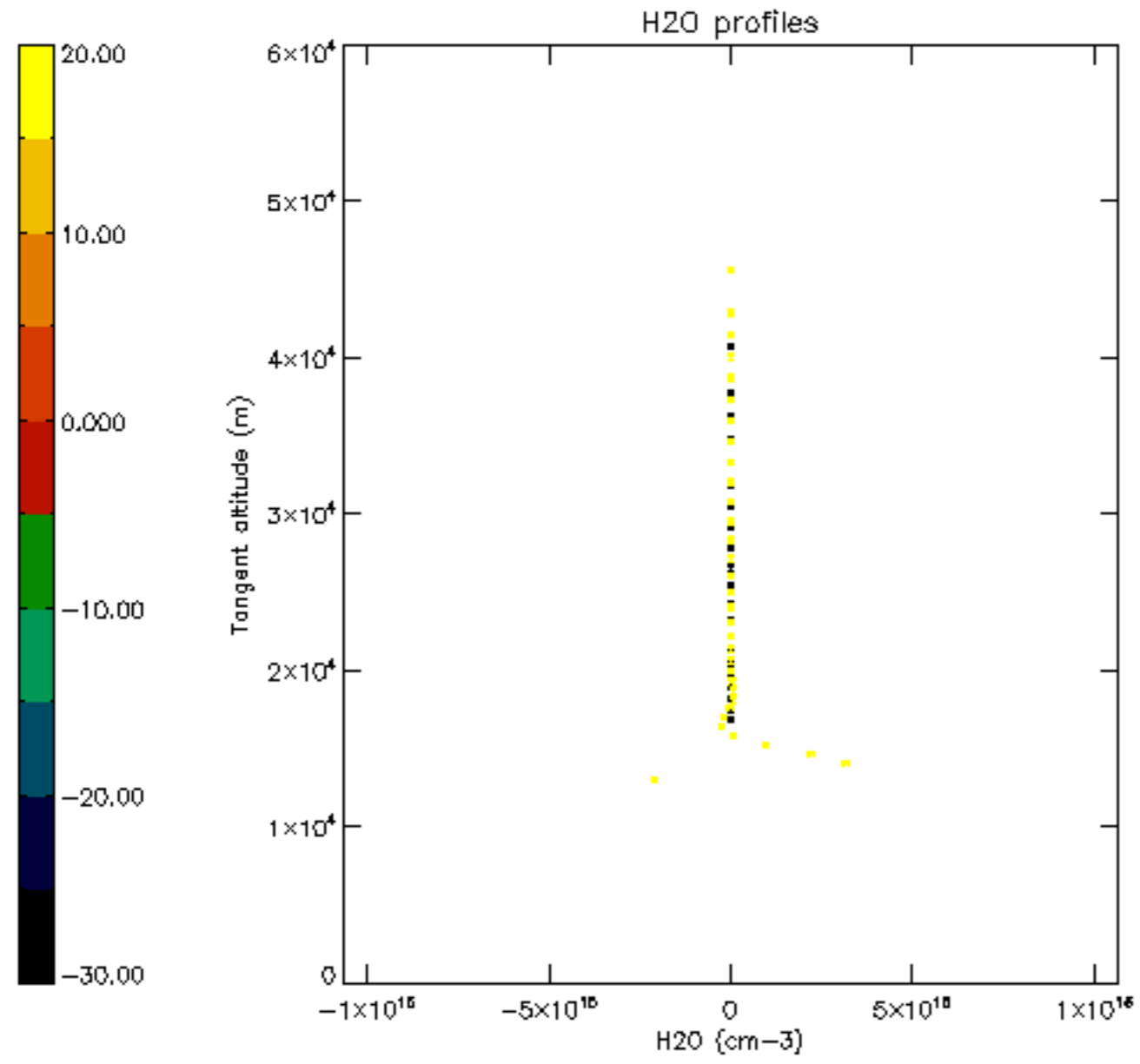


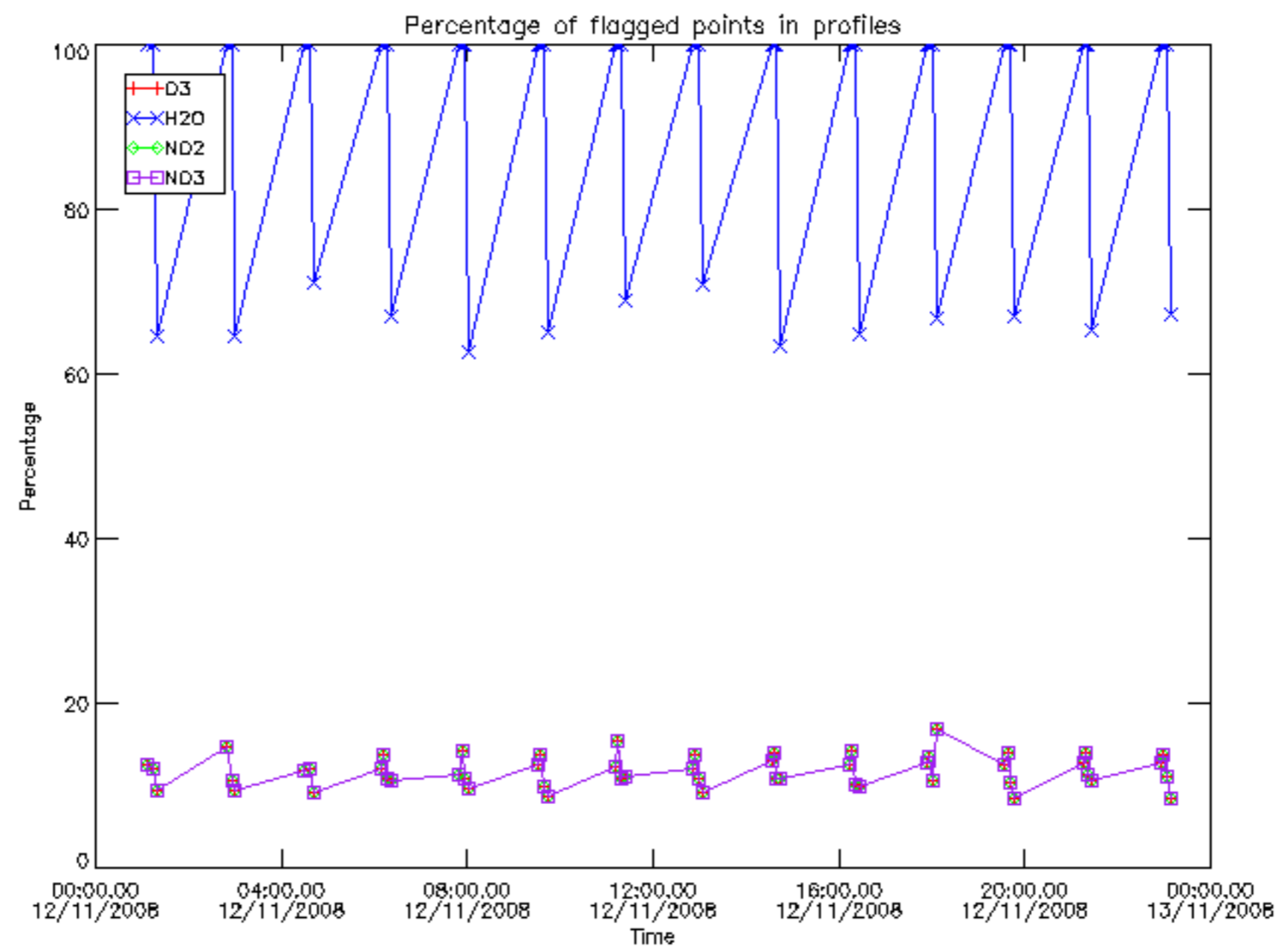




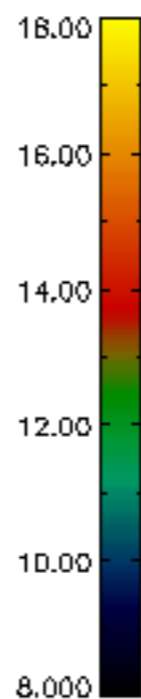
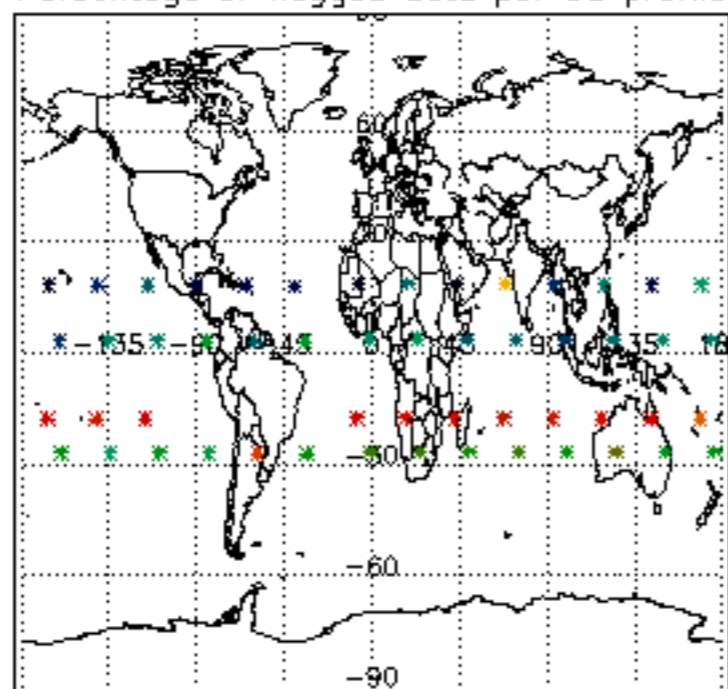




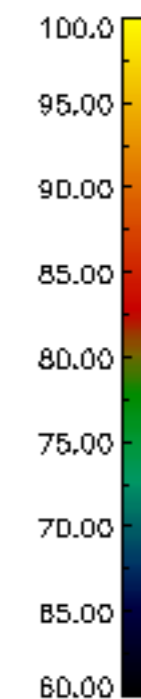
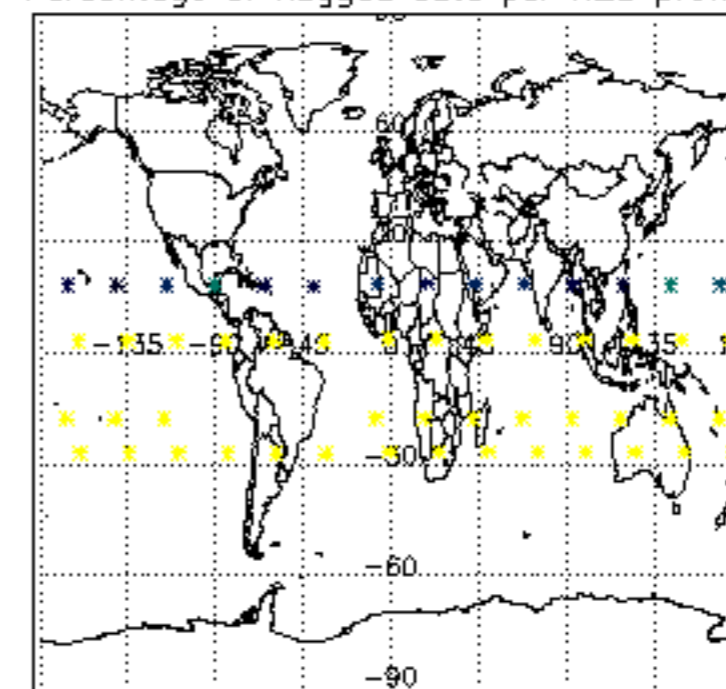




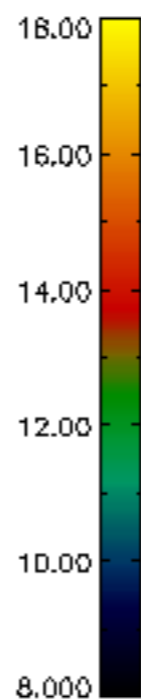
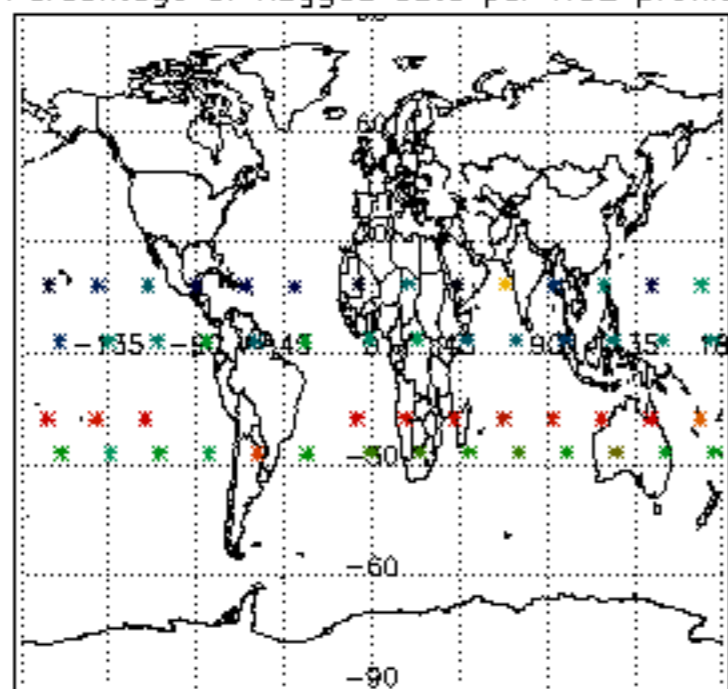
Percentage of flagged data per D3 profile



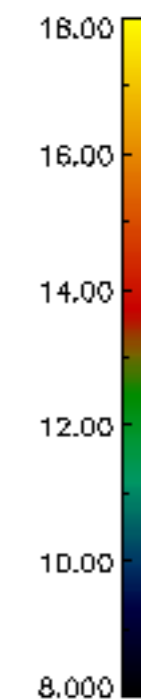
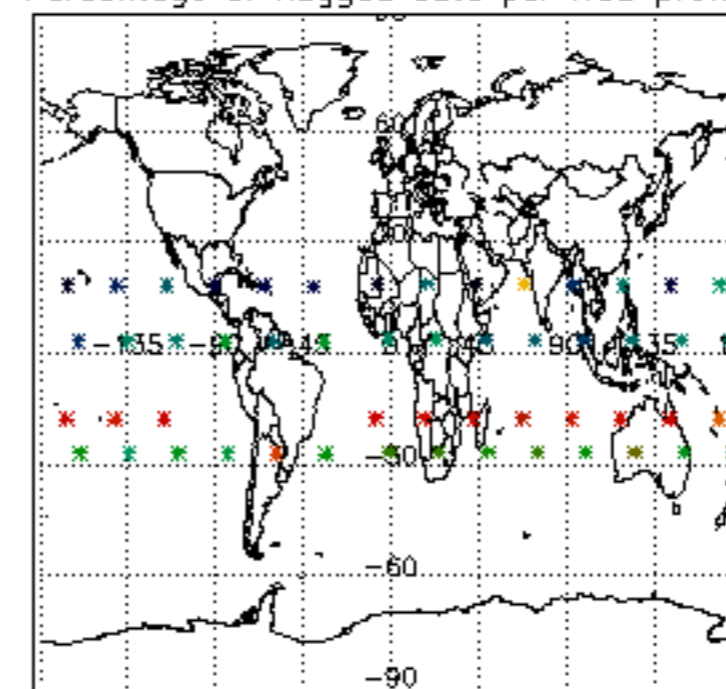
Percentage of flagged data per H2O profile

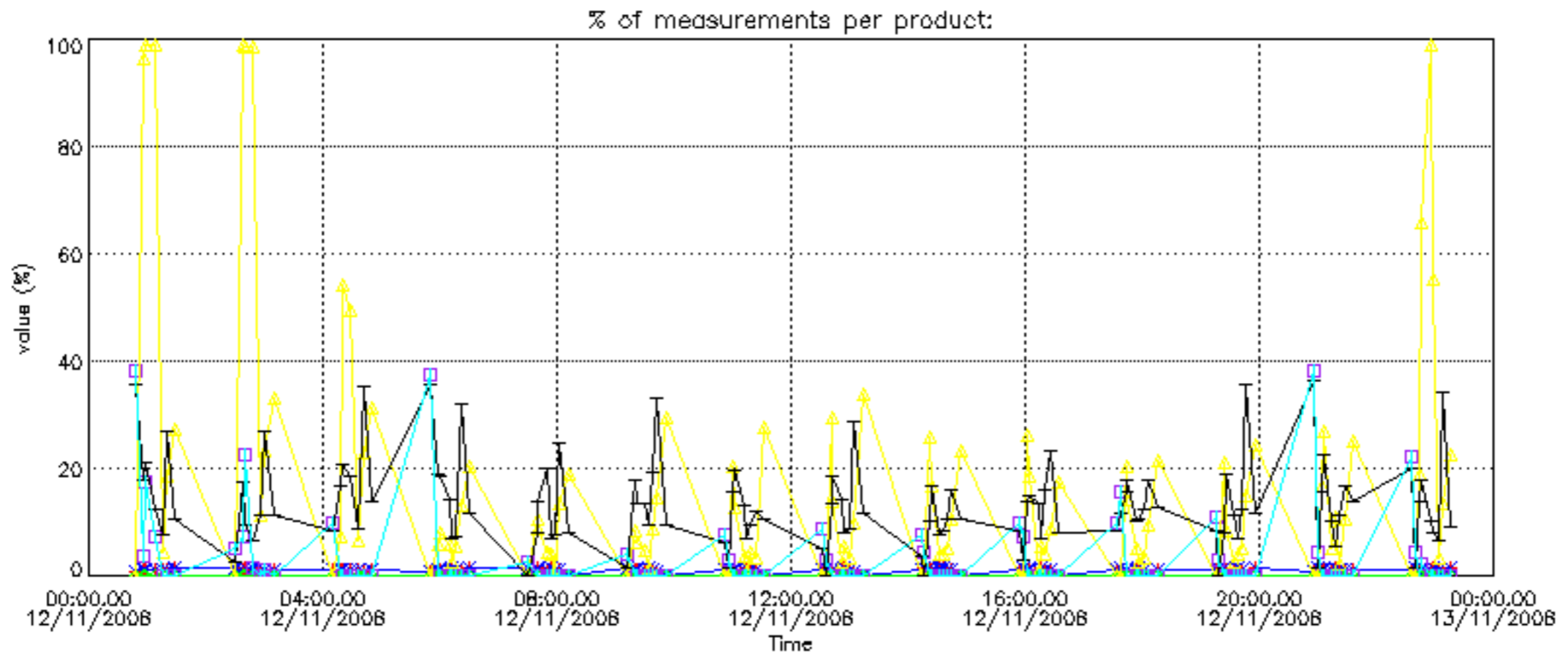


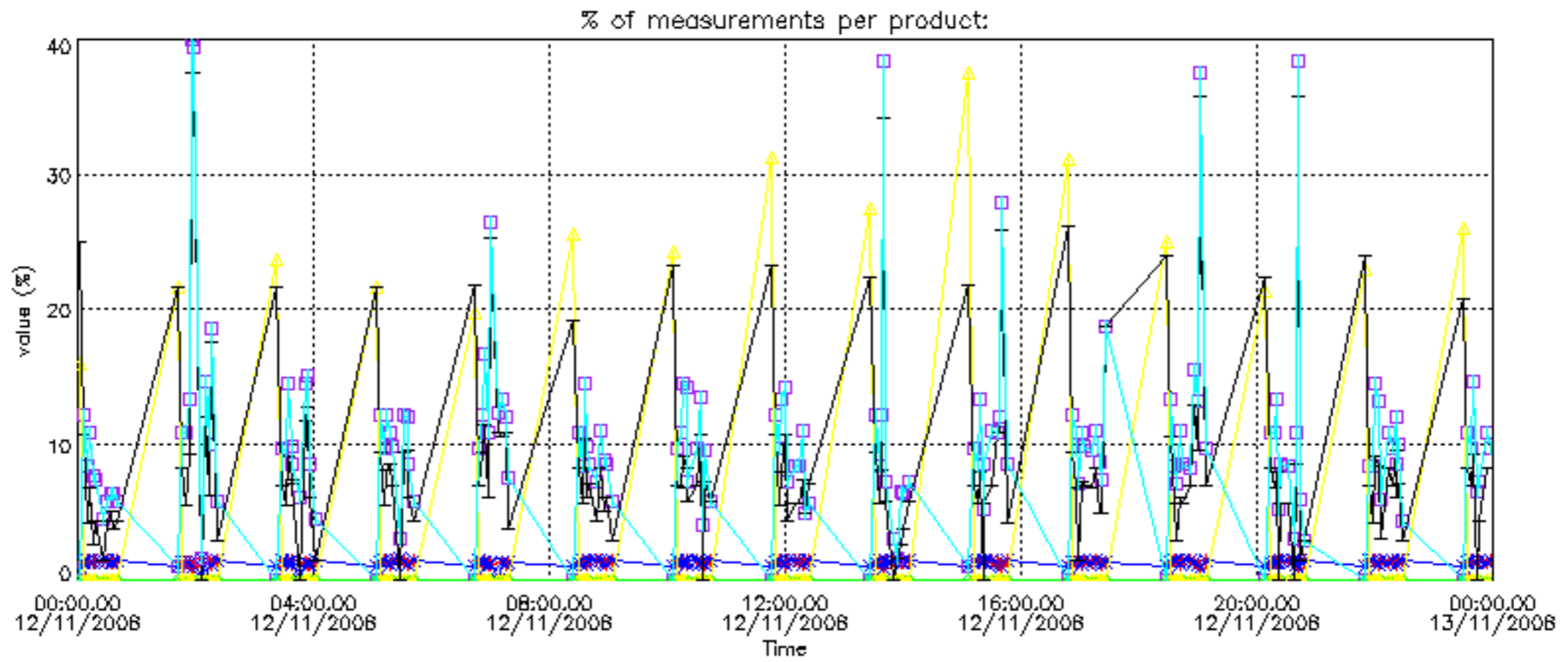
Percentage of flagged data per NO2 profile



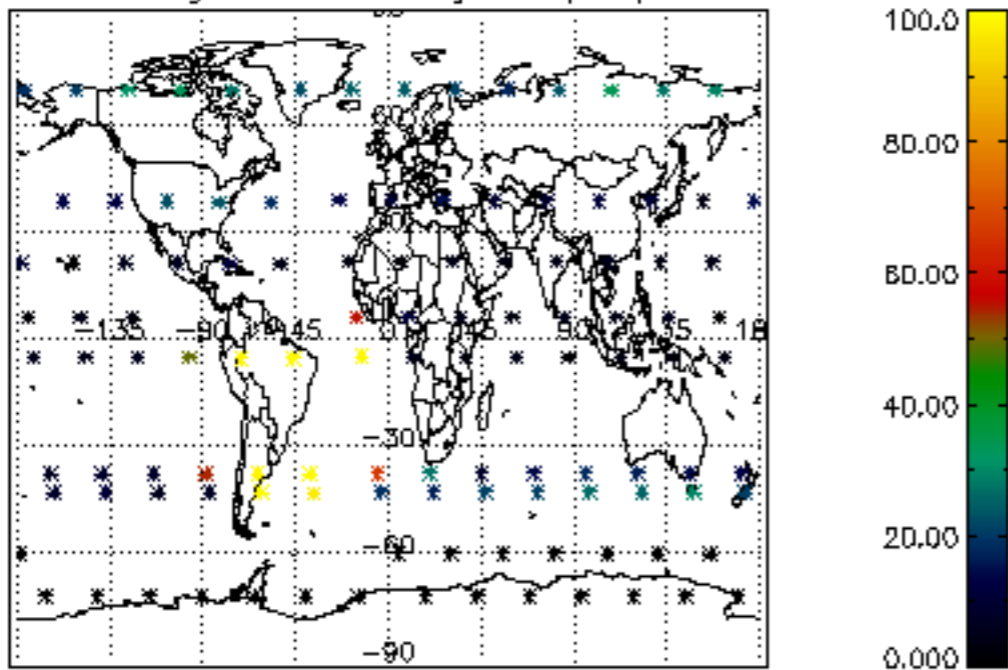
Percentage of flagged data per NO3 profile



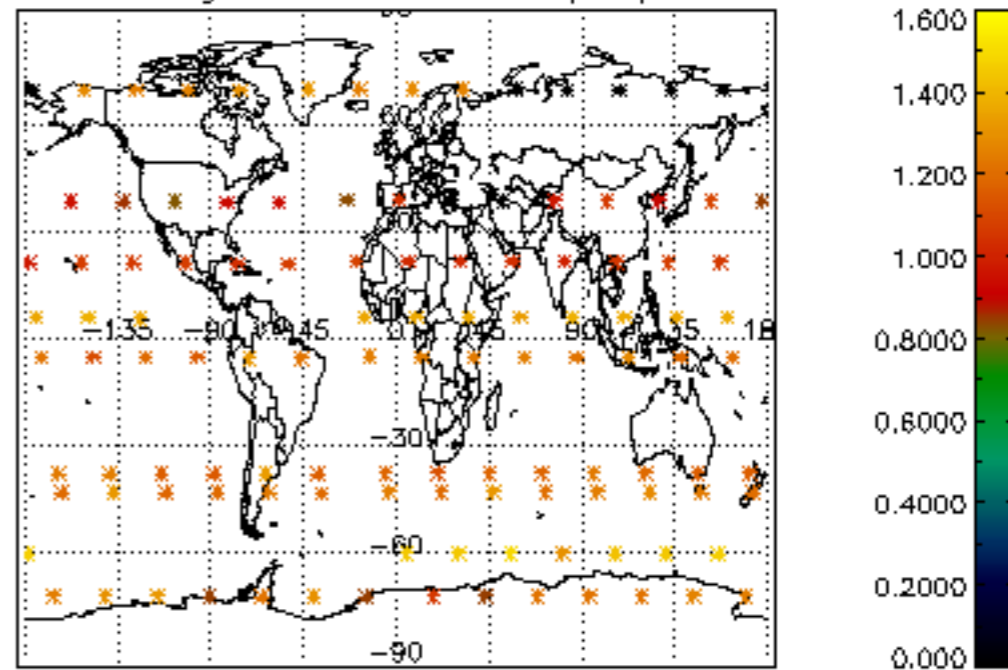




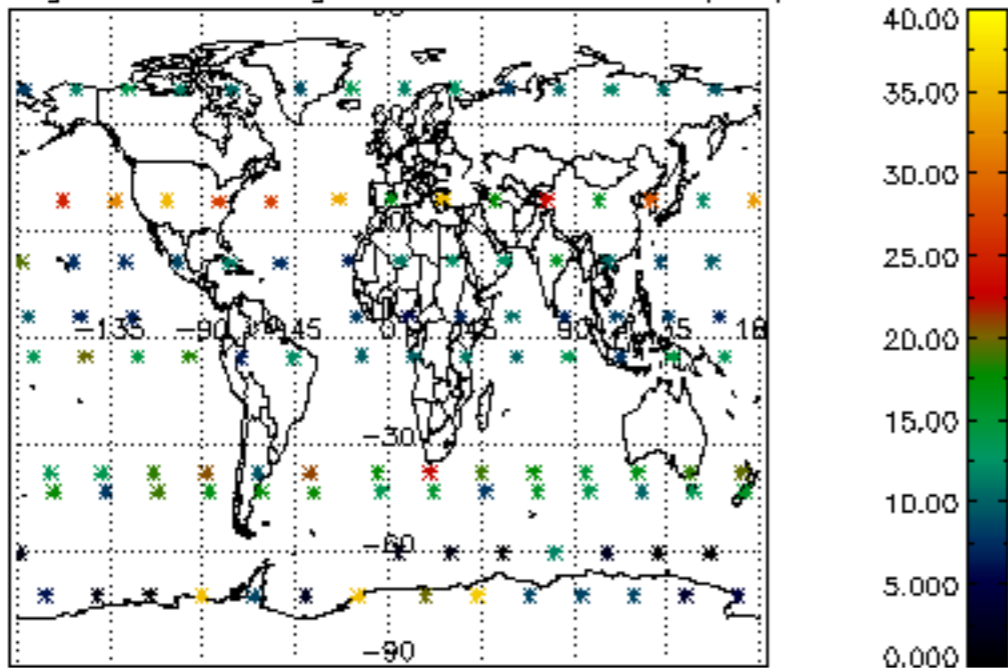
Percentage of cosmic ray hits per profile



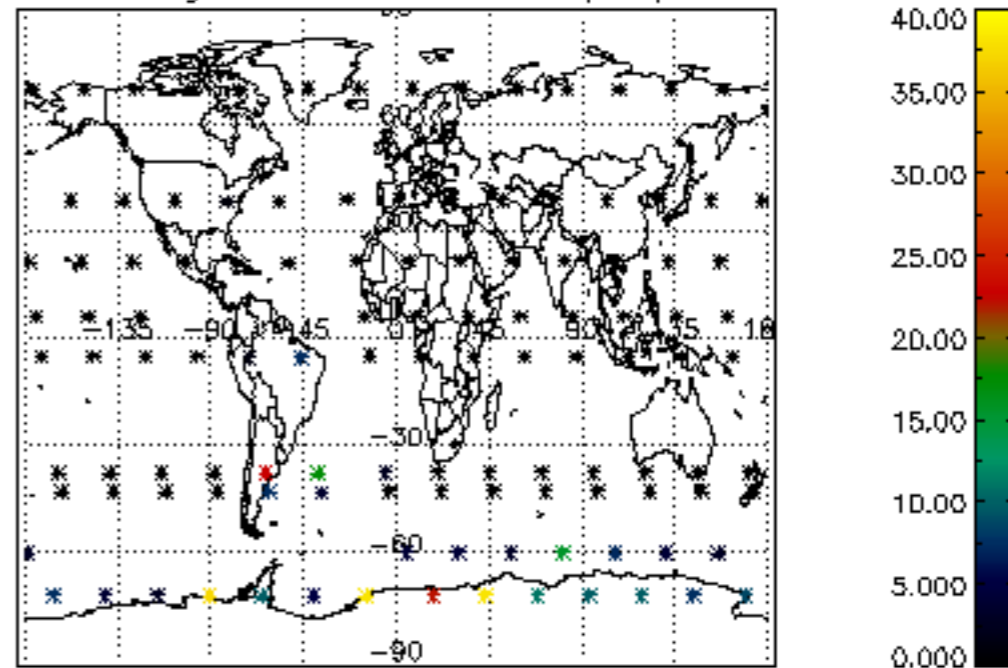
Percentage of datation errors per profile



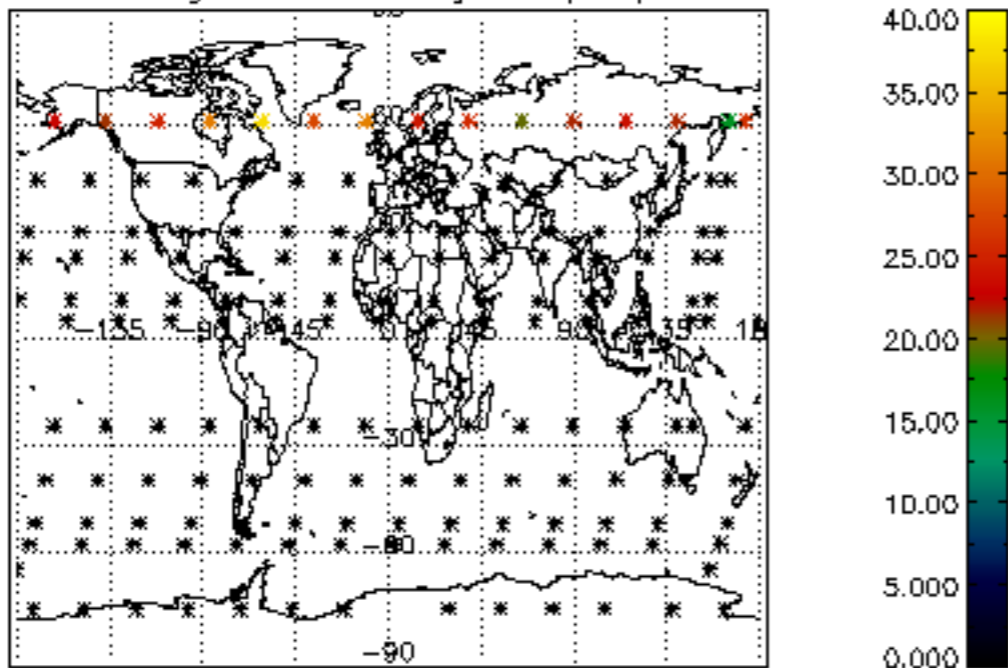
Percentage of star falling outside central band per profile



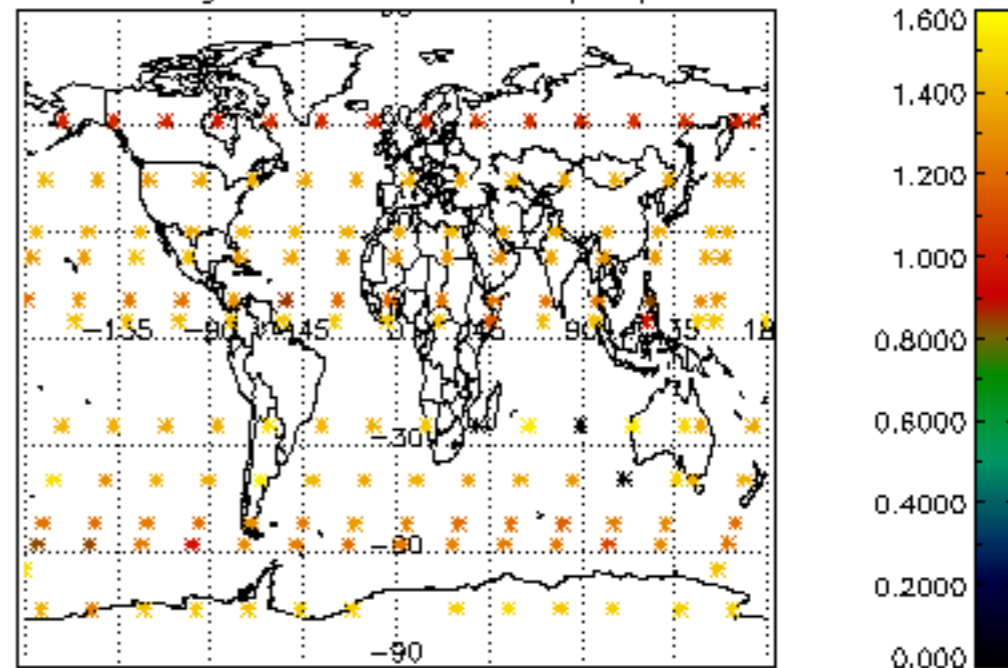
Percentage of saturation errors per profile



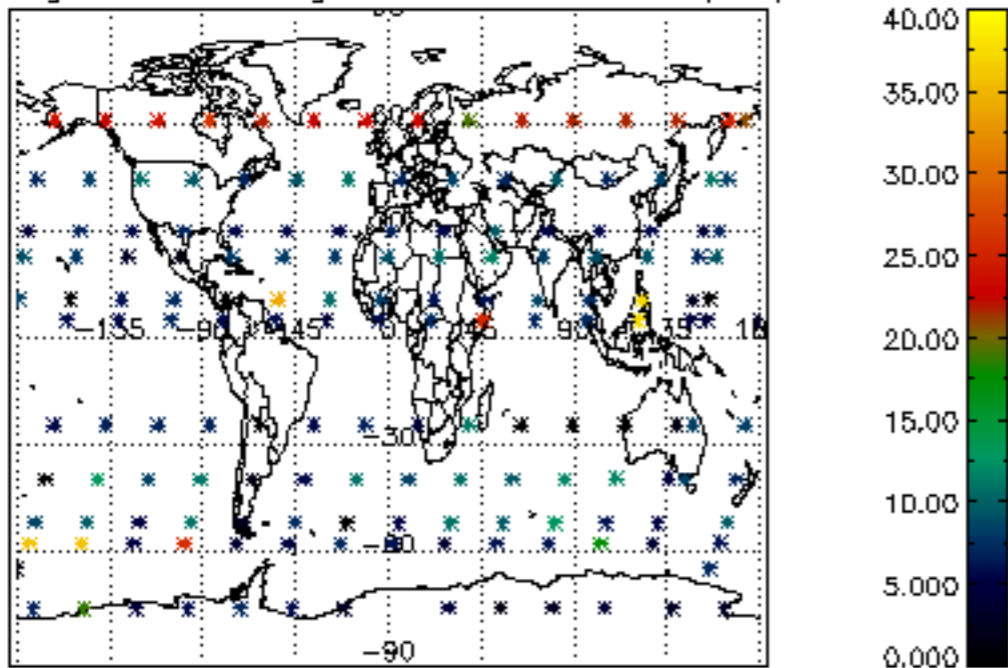
Percentage of cosmic ray hits per profile



Percentage of datation errors per profile



Percentage of star falling outside central band per profile



Percentage of saturation errors per profile

