

# GOMOS Level 2 Daily Report

## SUMMARY

### [1. General Info](#)

### [2. Summary of processed GOM\\_NL\\_2P products](#)

### [3. Level 2 Quality information per product](#)

#### [3.1 Plot of level 2 quality information per product \(time dependant\)](#)

#### [3.2 Plot of level 2 quality information per product \(world map\)](#)

### [4. Level 1 Quality information per product \(stored on level 2 products\)](#)

#### [4.1 Plot of level 1 quality information per product \(time dependant\)](#)

##### [4.1.1 Plot of level 1 quality information per product \(time dependant\): ASCENDING](#)

##### [4.1.2 Plot of level 1 quality information per product \(time dependant\): DESCENDING](#)

#### [4.2 Plot of level 1 quality information per product \(world map\)](#)

##### [4.2.1 Plot of level 1 quality information per product \(world map\): ASCENDING](#)

##### [4.2.2 Plot of level 1 quality information per product \(world map\): DESCENDING](#)

### [5. Ozone profiles based on quality statistics and other trace gas profiles](#)

#### [5.1 Ozone statistics based on quality of products](#)

#### [5.2 Plot ozone profiles for all STD \(dark without errors\)](#)

#### [5.3 Plot ozone profiles where STD < 20% \(dark without errors\)](#)

#### [5.4. Plot ozone profiles where STD < 10% \(dark without errors\)](#)

#### [5.5. Plot ozone profiles where STD < 5% \(dark without errors\)](#)

#### [5.6 Plot NO2 profiles for all STD \(dark without errors\)](#)

#### [5.7 Plot NO3 profiles for all STD \(dark without errors\)](#)

#### [5.8 Plot H2O profiles \(only for occultations of stars 1,2,3,4,13,14,16,26,63 dark without errors\) for all STD](#)

### [6. Auxiliary Data Files used for the production reported in section 2](#)

This report presents the daily analysis on parameters extracted from GOMOS level 2 data (GOM\_NL\_\_2P). It is intended to monitor some important parameters that will impact the quality of these products. A list of level 2 products (and content) that have arrived during the reporting day to the PCF is also given.

Item	Value
Time of report generation	25APR2013 21:56:42
Data source version	GOMOS/6.01
Start time of products	11-11-2008 (11NOV2008 00:00:00)
Stop time of products	12-11-2008 (12NOV2008 00:00:00)
Store outputs in DB	Yes
Nb of level 2 prods	263
Nb of prods with errors	0

## 2. Summary of processed GOM\_NL\_\_2P products.

Nr	Filename	UTC Start time	Limb	Duration	Star Id	Star Name	Star Mag	Star Temp	Nb Meas	Orbit	Prod. error
1	GOM_NL__2PRFIN20081111_000431_000000392073_00403_35026_0776.N1	11-NOV-2008 00:04:31	Dark	39.000	29	Bet Car	1.6720	10200.	78	35026	No
2	GOM_NL__2PRFIN20081111_001044_000000492073_00403_35026_0777.N1	11-NOV-2008 00:10:44	Dark	49.000	2	Alp Car	-0.73600	7000.0	98	35026	No
3	GOM_NL__2PRFIN20081111_001955_000000392073_00403_35026_0778.N1	11-NOV-2008 00:19:55	Straylight	38.500	157	The1Eri	2.9060	9300.0	77	35026	No
4	GOM_NL__2PRFIN20081111_003311_000000512073_00403_35026_0779.N1	11-NOV-2008 00:33:11	Twilight	51.000	94	92Alp Cet	2.5260	3100.0	102	35026	No
5	GOM_NL__2PRFIN20081111_003753_000000382073_00403_35026_0780.N1	11-NOV-2008 00:37:53	Bright	38.000	105	6Bet Ari	2.6450	8900.0	76	35026	No
6	GOM_NL__2PRFIN20081111_004159_000000372073_00403_35026_0781.N1	11-NOV-2008 00:41:59	Bright	36.500	173	4Bet Tri	3.0040	8900.0	73	35026	No
7	GOM_NL__2PRFIN20081111_004403_000000392073_00403_35026_0782.N1	11-NOV-2008 00:44:03	Bright	39.000	73	57Gam1And	2.2600	13100.	78	35026	No
8	GOM_NL__2PRFIN20081111_004732_000000412073_00403_35026_0783.N1	11-NOV-2008 00:47:32	Bright	40.500	35	33Alp Per	1.7950	6250.0	81	35026	No
9	GOM_NL__2PRFIN20081111_004900_000000332073_00403_35026_0784.N1	11-NOV-2008 00:49:00	Bright	33.000	110	37Del Cas	2.6780	8900.0	66	35026	No
10	GOM_NL__2PRFIN20081111_005713_000000352073_00403_35026_0785.N1	11-NOV-2008 00:57:13	Bright	35.000	49	1Alp UMi	1.9900	6300.0	70	35026	No
11	GOM_NL__2PRFIN20081111_010127_000000362073_00403_35026_0786.N1	11-NOV-2008 01:01:27	Bright	35.500	60	7Bet UMi	2.0810	3950.0	71	35026	No
12	GOM_NL__2PRFIN20081111_010504_000000402073_00403_35026_0787.N1	11-NOV-2008 01:05:04	Bright	40.000	36	50Alp UMa	1.8000	6300.0	80	35026	No
13	GOM_NL__2PRFIN20081111_010642_000000592073_00403_35026_0788.N1	11-NOV-2008 01:06:42	Bright	59.000	82	48Bet UMa	2.3650	10600.	118	35026	No
14	GOM_NL__2PRFIN20081111_011037_000000422073_00403_35026_0789.N1	11-NOV-2008 01:10:37	Bright	41.500	174	52Psi UMa	3.0040	4400.0	83	35026	No
15	GOM_NL__2PRFIN20081111_011212_000000352073_00403_35026_0790.N1	11-NOV-2008 01:12:12	Bright	34.500	152	12Alp2CVn	2.8900	11000.	69	35026	No
16	GOM_NL__2PRFIN20081111_011958_000000382073_00403_35026_0791.N1	11-NOV-2008 01:19:58	Bright	38.000	62	94Bet Leo	2.1360	9700.0	76	35026	No
17	GOM_NL__2PRFIN20081111_012830_000000412073_00403_35026_0792.N1	11-NOV-2008 01:28:30	Twilight	40.500	100	4Gam Crv	2.5800	13100.	81	35026	No
18	GOM_NL__2PRFIN20081111_013000_000000412073_00403_35026_0793.N1	11-NOV-2008 01:30:00	Twilight	41.000	171	2Eps Crv	3.0010	4250.0	82	35026	No
19	GOM_NL__2PRFIN20081111_013906_000000452073_00403_35026_0794.N1	11-NOV-2008 01:39:06	Dark	44.500	113	Mu Vel	2.6920	5000.0	89	35026	No
20	GOM_NL__2PRFIN20081111_014507_000000382073_00404_35027_0787.N1	11-NOV-2008 01:45:07	Dark	37.500	29	Bet Car	1.6720	10200.	75	35027	No
21	GOM_NL__2PRFIN20081111_015120_000000512073_00404_35027_0788.N1	11-NOV-2008 01:51:20	Dark	51.000	2	Alp Car	-0.73600	7000.0	102	35027	No
22	GOM_NL__2PRFIN20081111_020032_000000392073_00404_35027_0789.N1	11-NOV-2008 02:00:32	Straylight	39.000	157	The1Eri	2.9060	9300.0	78	35027	No
23	GOM_NL__2PRFIN20081111_021347_000000512073_00404_35027_0790.N1	11-NOV-2008 02:13:47	Twilight	50.500	94	92Alp Cet	2.5260	3100.0	101	35027	No
24	GOM_NL__2PRFIN20081111_021829_000000382073_00404_35027_0791.N1	11-NOV-2008 02:18:29	Bright	37.500	105	6Bet Ari	2.6450	8900.0	75	35027	No
25	GOM_NL__2PRFIN20081111_022235_000000362073_00404_35027_0792.N1	11-NOV-2008 02:22:35	Bright	36.000	173	4Bet Tri	3.0040	8900.0	72	35027	No
26	GOM_NL__2PRFIN20081111_022439_000000372073_00404_35027_0793.N1	11-NOV-2008 02:24:39	Bright	37.000	73	57Gam1And	2.2600	13100.	74	35027	No
27	GOM_NL__2PRFIN20081111_022807_000000412073_00404_35027_0794.N1	11-NOV-2008 02:28:07	Bright	40.500	35	33Alp Per	1.7950	6250.0	81	35027	No
28	GOM_NL__2PRFIN20081111_022936_000000352073_00404_35027_0795.N1	11-NOV-2008 02:29:36	Bright	34.500	110	37Del Cas	2.6780	8900.0	69	35027	No
29	GOM_NL__2PRFIN20081111_023749_000000322073_00404_35027_0796.N1	11-NOV-2008 02:37:49	Bright	32.000	49	1Alp UMi	1.9900	6300.0	64	35027	No
30	GOM_NL__2PRFIN20081111_024203_000000362073_00404_35027_0797.N1	11-NOV-2008 02:42:03	Bright	36.000	60	7Bet UMi	2.0810	3950.0	72	35027	No
31	GOM_NL__2PRFIN20081111_024539_000000402073_00404_35027_0798.N1	11-NOV-2008 02:45:39	Bright	39.500	36	50Alp UMa	1.8000	6300.0	79	35027	No
32	GOM_NL__2PRFIN20081111_024717_000000402073_00404_35027_0799.N1	11-NOV-2008 02:47:17	Bright	40.000	82	48Bet UMa	2.3650	10600.	80	35027	No
33	GOM_NL__2PRFIN20081111_025113_000000422073_00404_35027_0800.N1	11-NOV-2008 02:51:13	Bright	41.500	174	52Psi UMa	3.0040	4400.0	83	35027	No
34	GOM_NL__2PRFIN20081111_025248_000000352073_00404_35027_0801.N1	11-NOV-2008 02:52:48	Bright	34.500	152	12Alp2CVn	2.8900	11000.	69	35027	No
35	GOM_NL__2PRFIN20081111_030035_000000392073_00404_35027_0802.N1	11-NOV-2008 03:00:35	Bright	39.000	62	94Bet Leo	2.1360	9700.0	78	35027	No
36	GOM_NL__2PRFIN20081111_030906_000000412073_00404_35027_0803.N1	11-NOV-2008 03:09:06	Twilight	41.000	100	4Gam Crv	2.5800	13100.	82	35027	No
37	GOM_NL__2PRFIN20081111_031036_000000422073_00404_35027_0804.N1	11-NOV-2008 03:10:36	Twilight	42.000	171	2Eps Crv	3.0010	4250.0	84	35027	No
38	GOM_NL__2PRFIN20081111_031942_000000392073_00404_35027_0805.N1	11-NOV-2008 03:19:42	Dark	38.500	113	Mu Vel	2.6920	5000.0	77	35027	No
39	GOM_NL__2PRFIN20081111_032544_000000392073_00405_35028_0807.N1	11-NOV-2008 03:25:44	Dark	38.500	29	Bet Car	1.6720	10200.	77	35028	No
40	GOM_NL__2PRFIN20081111_033157_000000622073_00405_35028_0808.N1	11-NOV-2008 03:31:57	Dark	61.500	2	Alp Car	-0.73600	7000.0	123	35028	No
41	GOM_NL__2PRFIN20081111_034108_000000402073_00405_35028_0809.N1	11-NOV-2008 03:41:08	Straylight	39.500	157	The1Eri	2.9060	9300.0	79	35028	No
42	GOM_NL__2PRFIN20081111_035423_000000512073_00405_35028_0810.N1	11-NOV-2008 03:54:23	Twilight	50.500	94	92Alp Cet	2.5260	3100.0	101	35028	No

43	GOM_NL__2PRFIN20081111_035905_000000362073_00405_35028_0811.N1	11-NOV-2008 03:59:05	Bright	36.000	105	6Bet Ari	2.6450	8900.0	72	35028	No
44	GOM_NL__2PRFIN20081111_040311_000000362073_00405_35028_0812.N1	11-NOV-2008 04:03:11	Bright	35.500	173	4Bet Tri	3.0040	8900.0	71	35028	No
45	GOM_NL__2PRFIN20081111_040515_000000372073_00405_35028_0813.N1	11-NOV-2008 04:05:15	Bright	37.000	73	57Gam1And	2.2600	13100.	74	35028	No
46	GOM_NL__2PRFIN20081111_040843_000000412073_00405_35028_0814.N1	11-NOV-2008 04:08:43	Bright	41.000	35	33Alp Per	1.7950	6250.0	82	35028	No
47	GOM_NL__2PRFIN20081111_041012_000000352073_00405_35028_0815.N1	11-NOV-2008 04:10:12	Bright	34.500	110	37Del Cas	2.6780	8900.0	69	35028	No
48	GOM_NL__2PRFIN20081111_041825_000000342073_00405_35028_0816.N1	11-NOV-2008 04:18:25	Bright	34.000	49	1Alp UMi	1.9900	6300.0	68	35028	No
49	GOM_NL__2PRFIN20081111_042239_000000372073_00405_35028_0817.N1	11-NOV-2008 04:22:39	Bright	36.500	60	7Bet UMi	2.0810	3950.0	73	35028	No
50	GOM_NL__2PRFIN20081111_042615_000000412073_00405_35028_0818.N1	11-NOV-2008 04:26:15	Bright	40.500	36	50Alp UMa	1.8000	6300.0	81	35028	No
51	GOM_NL__2PRFIN20081111_042753_000000422073_00405_35028_0819.N1	11-NOV-2008 04:27:53	Bright	41.500	82	48Bet UMa	2.3650	10600.	83	35028	No
52	GOM_NL__2PRFIN20081111_043149_000000402073_00405_35028_0820.N1	11-NOV-2008 04:31:49	Bright	39.500	174	52Psi UMa	3.0040	4400.0	79	35028	No
53	GOM_NL__2PRFIN20081111_043324_000000342073_00405_35028_0821.N1	11-NOV-2008 04:33:24	Bright	33.500	152	12Alp2CVn	2.8900	11000.	67	35028	No
54	GOM_NL__2PRFIN20081111_044111_000000392073_00405_35028_0822.N1	11-NOV-2008 04:41:11	Bright	38.500	62	94Bet Leo	2.1360	9700.0	77	35028	No
55	GOM_NL__2PRFIN20081111_044943_000000402073_00405_35028_0823.N1	11-NOV-2008 04:49:43	Twilight	39.500	100	4Gam Crv	2.5800	13100.	79	35028	No
56	GOM_NL__2PRFIN20081111_045113_000000442073_00405_35028_0824.N1	11-NOV-2008 04:51:13	Twilight	44.000	171	2Eps Crv	3.0010	4250.0	88	35028	No
57	GOM_NL__2PRFIN20081111_050019_000000402073_00405_35028_0825.N1	11-NOV-2008 05:00:19	Dark	39.500	113	Mu Vel	2.6920	5000.0	79	35028	No
58	GOM_NL__2PRFIN20081111_050620_000000382073_00406_35029_0821.N1	11-NOV-2008 05:06:20	Dark	37.500	29	Bet Car	1.6720	10200.	75	35029	No
59	GOM_NL__2PRFIN20081111_051234_000000602073_00406_35029_0822.N1	11-NOV-2008 05:12:34	Dark	60.000	2	Alp Car	-0.73600	7000.0	120	35029	No
60	GOM_NL__2PRFIN20081111_052144_000000392073_00406_35029_0823.N1	11-NOV-2008 05:21:44	Straylight	39.000	157	The1Eri	2.9060	9300.0	78	35029	No
61	GOM_NL__2PRFIN20081111_053459_000000492073_00406_35029_0824.N1	11-NOV-2008 05:34:59	Twilight	49.000	94	92Alp Cet	2.5260	3100.0	98	35029	No
62	GOM_NL__2PRFIN20081111_053941_000000372073_00406_35029_0825.N1	11-NOV-2008 05:39:41	Bright	36.500	105	6Bet Ari	2.6450	8900.0	73	35029	No
63	GOM_NL__2PRFIN20081111_054347_000000352073_00406_35029_0826.N1	11-NOV-2008 05:43:47	Bright	35.000	173	4Bet Tri	3.0040	8900.0	70	35029	No
64	GOM_NL__2PRFIN20081111_054551_000000392073_00406_35029_0827.N1	11-NOV-2008 05:45:51	Bright	38.500	73	57Gam1And	2.2600	13100.	77	35029	No
65	GOM_NL__2PRFIN20081111_054918_000000402073_00406_35029_0828.N1	11-NOV-2008 05:49:18	Bright	39.500	35	33Alp Per	1.7950	6250.0	79	35029	No
66	GOM_NL__2PRFIN20081111_055048_000000352073_00406_35029_0829.N1	11-NOV-2008 05:50:48	Bright	35.000	110	37Del Cas	2.6780	8900.0	70	35029	No
67	GOM_NL__2PRFIN20081111_055901_000000372073_00406_35029_0830.N1	11-NOV-2008 05:59:01	Bright	36.500	49	1Alp UMi	1.9900	6300.0	73	35029	No
68	GOM_NL__2PRFIN20081111_060315_000000382073_00406_35029_0831.N1	11-NOV-2008 06:03:15	Bright	38.000	60	7Bet UMi	2.0810	3950.0	76	35029	No
69	GOM_NL__2PRFIN20081111_060651_000000412073_00406_35029_0832.N1	11-NOV-2008 06:06:51	Bright	41.000	36	50Alp UMa	1.8000	6300.0	82	35029	No
70	GOM_NL__2PRFIN20081111_060829_000000402073_00406_35029_0833.N1	11-NOV-2008 06:08:29	Bright	40.000	82	48Bet UMa	2.3650	10600.	80	35029	No
71	GOM_NL__2PRFIN20081111_061225_000000452073_00406_35029_0834.N1	11-NOV-2008 06:12:25	Bright	45.000	174	52Psi UMa	3.0040	4400.0	90	35029	No
72	GOM_NL__2PRFIN20081111_061400_000000352073_00406_35029_0835.N1	11-NOV-2008 06:14:00	Bright	34.500	152	12Alp2CVn	2.8900	11000.	69	35029	No
73	GOM_NL__2PRFIN20081111_062147_000000402073_00406_35029_0836.N1	11-NOV-2008 06:21:47	Bright	40.000	62	94Bet Leo	2.1360	9700.0	80	35029	No
74	GOM_NL__2PRFIN20081111_063019_000000422073_00406_35029_0837.N1	11-NOV-2008 06:30:19	Twilight	41.500	100	4Gam Crv	2.5800	13100.	83	35029	No
75	GOM_NL__2PRFIN20081111_063149_000000432073_00406_35029_0838.N1	11-NOV-2008 06:31:49	Twilight	43.000	171	2Eps Crv	3.0010	4250.0	86	35029	No
76	GOM_NL__2PRFIN20081111_064055_000000412073_00406_35029_0839.N1	11-NOV-2008 06:40:55	Dark	41.000	113	Mu Vel	2.6920	5000.0	82	35029	No
77	GOM_NL__2PRFIN20081111_064657_000000392073_00407_35030_0833.N1	11-NOV-2008 06:46:57	Dark	38.500	29	Bet Car	1.6720	10200.	77	35030	No
78	GOM_NL__2PRFIN20081111_065310_000000502073_00407_35030_0834.N1	11-NOV-2008 06:53:10	Dark	50.000	2	Alp Car	-0.73600	7000.0	100	35030	No
79	GOM_NL__2PRFIN20081111_070220_000000382073_00407_35030_0835.N1	11-NOV-2008 07:02:20	Straylight	38.000	157	The1Eri	2.9060	9300.0	76	35030	No
80	GOM_NL__2PRFIN20081111_071535_000000532073_00407_35030_0836.N1	11-NOV-2008 07:15:35	Twilight	52.500	94	92Alp Cet	2.5260	3100.0	105	35030	No
81	GOM_NL__2PRFIN20081111_072017_000000372073_00407_35030_0837.N1	11-NOV-2008 07:20:17	Bright	37.000	105	6Bet Ari	2.6450	8900.0	74	35030	No
82	GOM_NL__2PRFIN20081111_072423_000000372073_00407_35030_0838.N1	11-NOV-2008 07:24:23	Bright	36.500	173	4Bet Tri	3.0040	8900.0	73	35030	No
83	GOM_NL__2PRFIN20081111_072627_000000392073_00407_35030_0839.N1	11-NOV-2008 07:26:27	Bright	38.500	73	57Gam1And	2.2600	13100.	77	35030	No
84	GOM_NL__2PRFIN20081111_072954_000000422073_00407_35030_0840.N1	11-NOV-2008 07:29:54	Bright	41.500	35	33Alp Per	1.7950	6250.0	83	35030	No
85	GOM_NL__2PRFIN20081111_073124_000000502073_00407_35030_0841.N1	11-NOV-2008 07:31:24	Bright	50.000	110	37Del Cas	2.6780	8900.0	100	35030	No
86	GOM_NL__2PRFIN20081111_073937_000000342073_00407_35030_0842.N1	11-NOV-2008 07:39:37	Bright	33.500	49	1Alp UMi	1.9900	6300.0	67	35030	No
87	GOM_NL__2PRFIN20081111_074351_000000382073_00407_35030_0843.N1	11-NOV-2008 07:43:51	Bright	37.500	60	7Bet UMi	2.0810	3950.0	75	35030	No
88	GOM_NL__2PRFIN20081111_074727_000000412073_00407_35030_0844.N1	11-NOV-2008 07:47:27	Bright	41.000	36	50Alp UMa	1.8000	6300.0	82	35030	No
89	GOM_NL__2PRFIN20081111_074905_000000402073_00407_35030_0845.N1	11-NOV-2008 07:49:05	Bright	40.000	82	48Bet UMa	2.3650	10600.	80	35030	No
90	GOM_NL__2PRFIN20081111_075301_000000382073_00407_35030_0846.N1	11-NOV-2008 07:53:01	Bright	38.000	174	52Psi UMa	3.0040	4400.0	76	35030	No
91	GOM_NL__2PRFIN20081111_075436_000000352073_00407_35030_0847.N1	11-NOV-2008 07:54:36	Bright	34.500	152	12Alp2CVn	2.8900	11000.	69	35030	No
92	GOM_NL__2PRFIN20081111_080224_000000392073_00407_35030_0848.N1	11-NOV-2008 08:02:24	Bright	38.500	62	94Bet Leo	2.1360	9700.0	77	35030	No
93	GOM_NL__2PRFIN20081111_081055_000000392073_00407_35030_0849.N1	11-NOV-2008 08:10:55	Twilight	38.500	100	4Gam Crv	2.5800	13100.	77	35030	No
94	GOM_NL__2PRFIN20081111_081225_000000432073_00407_35030_0850.N1	11-NOV-2008 08:12:25	Twilight	43.000	171	2Eps Crv	3.0010	4250.0	86	35030	No
95	GOM_NL__2PRFIN20081111_082132_000000422073_00407_35030_0851.N1	11-NOV-2008 08:21:32	Dark	41.500	113	Mu Vel	2.6920	5000.0	83	35030	No
96	GOM_NL__2PRFIN20081111_082733_000000372073_00408_35031_0847.N1	11-NOV-2008 08:27:33	Dark	37.000	29	Bet Car	1.6720	10200.	74	35031	No
97	GOM_NL__2PRFIN20081111_083347_000000492073_00408_35031_0848.N1	11-NOV-2008 08:33:47	Dark	48.500	2	Alp Car	-0.73600	7000.0	97	35031	No
98	GOM_NL__2PRFIN20081111_084256_000000382073_00408_35031_0849.N1	11-NOV-2008 08:42:56	Straylight	37.500	157	The1Eri	2.9060	9300.0	75	35031	No
99	GOM_NL__2PRFIN20081111_085610_000000512073_00408_35031_0850.N1	11-NOV-2008 08:56:10	Twilight	51.000	94	92Alp Cet	2.5260	3100.0	102	35031	No
100	GOM_NL__2PRFIN20081111_090053_000000362073_00408_35031_0851.N1	11-NOV-2008 09:00:53	Bright	36.000	105	6Bet Ari	2.6450	8900.0	72	35031	No
101	GOM_NL__2PRFIN20081111_090459_000000352073_00408_35031_0852.N1	11-NOV-2008 09:04:59	Bright	34.500	173	4Bet Tri	3.0040	8900.0	69	35031	No

102	GOM_NL__2PRFIN20081111_090702_000000372073_00408_35031_0853.N1	11-NOV-2008 09:07:02	Bright	37.000	73	57Gam1And	2.2600	13100.	74	35031	No
103	GOM_NL__2PRFIN20081111_091029_000000412073_00408_35031_0854.N1	11-NOV-2008 09:10:29	Bright	41.000	35	33Alp Per	1.7950	6250.0	82	35031	No
104	GOM_NL__2PRFIN20081111_091200_000000352073_00408_35031_0855.N1	11-NOV-2008 09:12:00	Bright	35.000	110	37Del Cas	2.6780	8900.0	70	35031	No
105	GOM_NL__2PRFIN20081111_092013_000000362073_00408_35031_0856.N1	11-NOV-2008 09:20:13	Bright	36.000	49	1Alp UMi	1.9900	6300.0	72	35031	No
106	GOM_NL__2PRFIN20081111_092427_000000362073_00408_35031_0857.N1	11-NOV-2008 09:24:27	Bright	35.500	60	7Bet UMi	2.0810	3950.0	71	35031	No
107	GOM_NL__2PRFIN20081111_092803_000000412073_00408_35031_0858.N1	11-NOV-2008 09:28:03	Bright	40.500	36	50Alp UMa	1.8000	6300.0	81	35031	No
108	GOM_NL__2PRFIN20081111_092941_000000412073_00408_35031_0859.N1	11-NOV-2008 09:29:41	Bright	41.000	82	48Bet UMa	2.3650	10600.	82	35031	No
109	GOM_NL__2PRFIN20081111_093337_000000382073_00408_35031_0860.N1	11-NOV-2008 09:33:37	Bright	38.000	174	52Psi UMa	3.0040	4400.0	76	35031	No
110	GOM_NL__2PRFIN20081111_093513_000000332073_00408_35031_0861.N1	11-NOV-2008 09:35:13	Bright	33.000	152	12Alp2CVn	2.8900	11000.	66	35031	No
111	GOM_NL__2PRFIN20081111_094300_000000392073_00408_35031_0862.N1	11-NOV-2008 09:43:00	Bright	39.000	62	94Bet Leo	2.1360	9700.0	78	35031	No
112	GOM_NL__2PRFIN20081111_095132_000000412073_00408_35031_0863.N1	11-NOV-2008 09:51:32	Twilight	40.500	100	4Gam Crv	2.5800	13100.	81	35031	No
113	GOM_NL__2PRFIN20081111_095302_000000432073_00408_35031_0864.N1	11-NOV-2008 09:53:02	Twilight	42.500	171	2Eps Crv	3.0010	4250.0	85	35031	No
114	GOM_NL__2PRFIN20081111_100208_000000432073_00408_35031_0865.N1	11-NOV-2008 10:02:08	Dark	42.500	113	Mu Vel	2.6920	5000.0	85	35031	No
115	GOM_NL__2PRFIN20081111_100809_000000382073_00409_35032_0857.N1	11-NOV-2008 10:08:09	Dark	38.000	29	Bet Car	1.6720	10200.	76	35032	No
116	GOM_NL__2PRFIN20081111_101424_000000472073_00409_35032_0858.N1	11-NOV-2008 10:14:24	Dark	46.500	2	Alp Car	-0.73600	7000.0	93	35032	No
117	GOM_NL__2PRFIN20081111_102333_000000392073_00409_35032_0859.N1	11-NOV-2008 10:23:33	Straylight	39.000	157	The1Eri	2.9060	9300.0	78	35032	No
118	GOM_NL__2PRFIN20081111_103646_000000512073_00409_35032_0860.N1	11-NOV-2008 10:36:46	Twilight	51.000	94	92Alp Cet	2.5260	3100.0	102	35032	No
119	GOM_NL__2PRFIN20081111_104128_000000372073_00409_35032_0861.N1	11-NOV-2008 10:41:28	Bright	37.000	105	6Bet Ari	2.6450	8900.0	74	35032	No
120	GOM_NL__2PRFIN20081111_104534_000000362073_00409_35032_0862.N1	11-NOV-2008 10:45:34	Bright	35.500	173	4Bet Tri	3.0040	8900.0	71	35032	No
121	GOM_NL__2PRFIN20081111_104738_000000392073_00409_35032_0863.N1	11-NOV-2008 10:47:38	Bright	39.000	73	57Gam1And	2.2600	13100.	78	35032	No
122	GOM_NL__2PRFIN20081111_105105_000000432073_00409_35032_0864.N1	11-NOV-2008 10:51:05	Bright	42.500	35	33Alp Per	1.7950	6250.0	85	35032	No
123	GOM_NL__2PRFIN20081111_105236_000000352073_00409_35032_0865.N1	11-NOV-2008 10:52:36	Bright	35.000	110	37Del Cas	2.6780	8900.0	70	35032	No
124	GOM_NL__2PRFIN20081111_110049_000000362073_00409_35032_0866.N1	11-NOV-2008 11:00:49	Bright	35.500	49	1Alp UMi	1.9900	6300.0	71	35032	No
125	GOM_NL__2PRFIN20081111_110503_000000382073_00409_35032_0867.N1	11-NOV-2008 11:05:03	Bright	37.500	60	7Bet UMi	2.0810	3950.0	75	35032	No
126	GOM_NL__2PRFIN20081111_110838_000000412073_00409_35032_0868.N1	11-NOV-2008 11:08:38	Bright	41.000	36	50Alp UMa	1.8000	6300.0	82	35032	No
127	GOM_NL__2PRFIN20081111_111016_000000412073_00409_35032_0869.N1	11-NOV-2008 11:10:16	Bright	41.000	82	48Bet UMa	2.3650	10600.	82	35032	No
128	GOM_NL__2PRFIN20081111_111413_000000292073_00409_35032_0870.N1	11-NOV-2008 11:14:13	Twilight	29.000	174	52Psi UMa	3.0040	4400.0	58	35032	No
129	GOM_NL__2PRFIN20081111_111548_000000342073_00409_35032_0871.N1	11-NOV-2008 11:15:48	Bright	34.000	152	12Alp2CVn	2.8900	11000.	68	35032	No
130	GOM_NL__2PRFIN20081111_112336_000000392073_00409_35032_0872.N1	11-NOV-2008 11:23:36	Bright	39.000	62	94Bet Leo	2.1360	9700.0	78	35032	No
131	GOM_NL__2PRFIN20081111_113208_000000422073_00409_35032_0873.N1	11-NOV-2008 11:32:08	Twilight	41.500	100	4Gam Crv	2.5800	13100.	83	35032	No
132	GOM_NL__2PRFIN20081111_113338_000000432073_00409_35032_0874.N1	11-NOV-2008 11:33:38	Twilight	42.500	171	2Eps Crv	3.0010	4250.0	85	35032	No
133	GOM_NL__2PRFIN20081111_114245_000000422073_00409_35032_0875.N1	11-NOV-2008 11:42:45	Dark	41.500	113	Mu Vel	2.6920	5000.0	83	35032	No
134	GOM_NL__2PRFIN20081111_114845_000000392073_00410_35033_0884.N1	11-NOV-2008 11:48:45	Dark	38.500	29	Bet Car	1.6720	10200.	77	35033	No
135	GOM_NL__2PRFIN20081111_115500_000000592073_00410_35033_0885.N1	11-NOV-2008 11:55:00	Dark	59.000	2	Alp Car	-0.73600	7000.0	118	35033	No
136	GOM_NL__2PRFIN20081111_120409_000000382073_00410_35033_0886.N1	11-NOV-2008 12:04:09	Straylight	38.000	157	The1Eri	2.9060	9300.0	76	35033	No
137	GOM_NL__2PRFIN20081111_121722_000000512073_00410_35033_0887.N1	11-NOV-2008 12:17:22	Twilight	51.000	94	92Alp Cet	2.5260	3100.0	102	35033	No
138	GOM_NL__2PRFIN20081111_122204_000000382073_00410_35033_0888.N1	11-NOV-2008 12:22:04	Bright	37.500	105	6Bet Ari	2.6450	8900.0	75	35033	No
139	GOM_NL__2PRFIN20081111_122610_000000362073_00410_35033_0889.N1	11-NOV-2008 12:26:10	Bright	35.500	173	4Bet Tri	3.0040	8900.0	71	35033	No
140	GOM_NL__2PRFIN20081111_122814_000000372073_00410_35033_0890.N1	11-NOV-2008 12:28:14	Bright	36.500	73	57Gam1And	2.2600	13100.	73	35033	No
141	GOM_NL__2PRFIN20081111_123140_000000422073_00410_35033_0891.N1	11-NOV-2008 12:31:40	Bright	42.000	35	33Alp Per	1.7950	6250.0	84	35033	No
142	GOM_NL__2PRFIN20081111_123312_000000362073_00410_35033_0892.N1	11-NOV-2008 12:33:12	Bright	35.500	110	37Del Cas	2.6780	8900.0	71	35033	No
143	GOM_NL__2PRFIN20081111_124125_000000362073_00410_35033_0893.N1	11-NOV-2008 12:41:25	Bright	36.000	49	1Alp UMi	1.9900	6300.0	72	35033	No
144	GOM_NL__2PRFIN20081111_124539_000000332073_00410_35033_0894.N1	11-NOV-2008 12:45:39	Bright	33.000	60	7Bet UMi	2.0810	3950.0	66	35033	No
145	GOM_NL__2PRFIN20081111_124914_000000412073_00410_35033_0895.N1	11-NOV-2008 12:49:14	Bright	40.500	36	50Alp UMa	1.8000	6300.0	81	35033	No
146	GOM_NL__2PRFIN20081111_125052_000000392073_00410_35033_0896.N1	11-NOV-2008 12:50:52	Bright	39.000	82	48Bet UMa	2.3650	10600.	78	35033	No
147	GOM_NL__2PRFIN20081111_125448_000000292073_00410_35033_0897.N1	11-NOV-2008 12:54:48	Twilight	29.000	174	52Psi UMa	3.0040	4400.0	58	35033	No
148	GOM_NL__2PRFIN20081111_125624_000000342073_00410_35033_0898.N1	11-NOV-2008 12:56:24	Bright	34.000	152	12Alp2CVn	2.8900	11000.	68	35033	No
149	GOM_NL__2PRFIN20081111_130412_000000582073_00410_35033_0899.N1	11-NOV-2008 13:04:12	Bright	58.000	62	94Bet Leo	2.1360	9700.0	116	35033	No
150	GOM_NL__2PRFIN20081111_131244_000000402073_00410_35033_0900.N1	11-NOV-2008 13:12:44	Twilight	40.000	100	4Gam Crv	2.5800	13100.	80	35033	No
151	GOM_NL__2PRFIN20081111_131414_000000392073_00410_35033_0901.N1	11-NOV-2008 13:14:14	Twilight	39.000	171	2Eps Crv	3.0010	4250.0	78	35033	No
152	GOM_NL__2PRFIN20081111_132321_000000432073_00410_35033_0902.N1	11-NOV-2008 13:23:21	Dark	42.500	113	Mu Vel	2.6920	5000.0	85	35033	No
153	GOM_NL__2PRFIN20081111_132922_000000432073_00411_35034_0897.N1	11-NOV-2008 13:29:22	Dark	43.000	29	Bet Car	1.6720	10200.	86	35034	No
154	GOM_NL__2PRFIN20081111_133537_000000482073_00411_35034_0898.N1	11-NOV-2008 13:35:37	Dark	47.500	2	Alp Car	-0.73600	7000.0	95	35034	No
155	GOM_NL__2PRFIN20081111_134445_000000392073_00411_35034_0899.N1	11-NOV-2008 13:44:45	Straylight	39.000	157	The1Eri	2.9060	9300.0	78	35034	No
156	GOM_NL__2PRFIN20081111_135758_000000522073_00411_35034_0900.N1	11-NOV-2008 13:57:58	Twilight	52.000	94	92Alp Cet	2.5260	3100.0	104	35034	No
157	GOM_NL__2PRFIN20081111_140240_000000372073_00411_35034_0901.N1	11-NOV-2008 14:02:40	Bright	37.000	105	6Bet Ari	2.6450	8900.0	74	35034	No
158	GOM_NL__2PRFIN20081111_140646_000000372073_00411_35034_0902.N1	11-NOV-2008 14:06:46	Bright	36.500	173	4Bet Tri	3.0040	8900.0	73	35034	No
159	GOM_NL__2PRFIN20081111_140850_000000382073_00411_35034_0903.N1	11-NOV-2008 14:08:50	Bright	37.500	73	57Gam1And	2.2600	13100.	75	35034	No
160	GOM_NL__2PRFIN20081111_141216_000000412073_00411_35034_0904.N1	11-NOV-2008 14:12:16	Bright	40.500	35	33Alp Per	1.7950	6250.0	81	35034	No



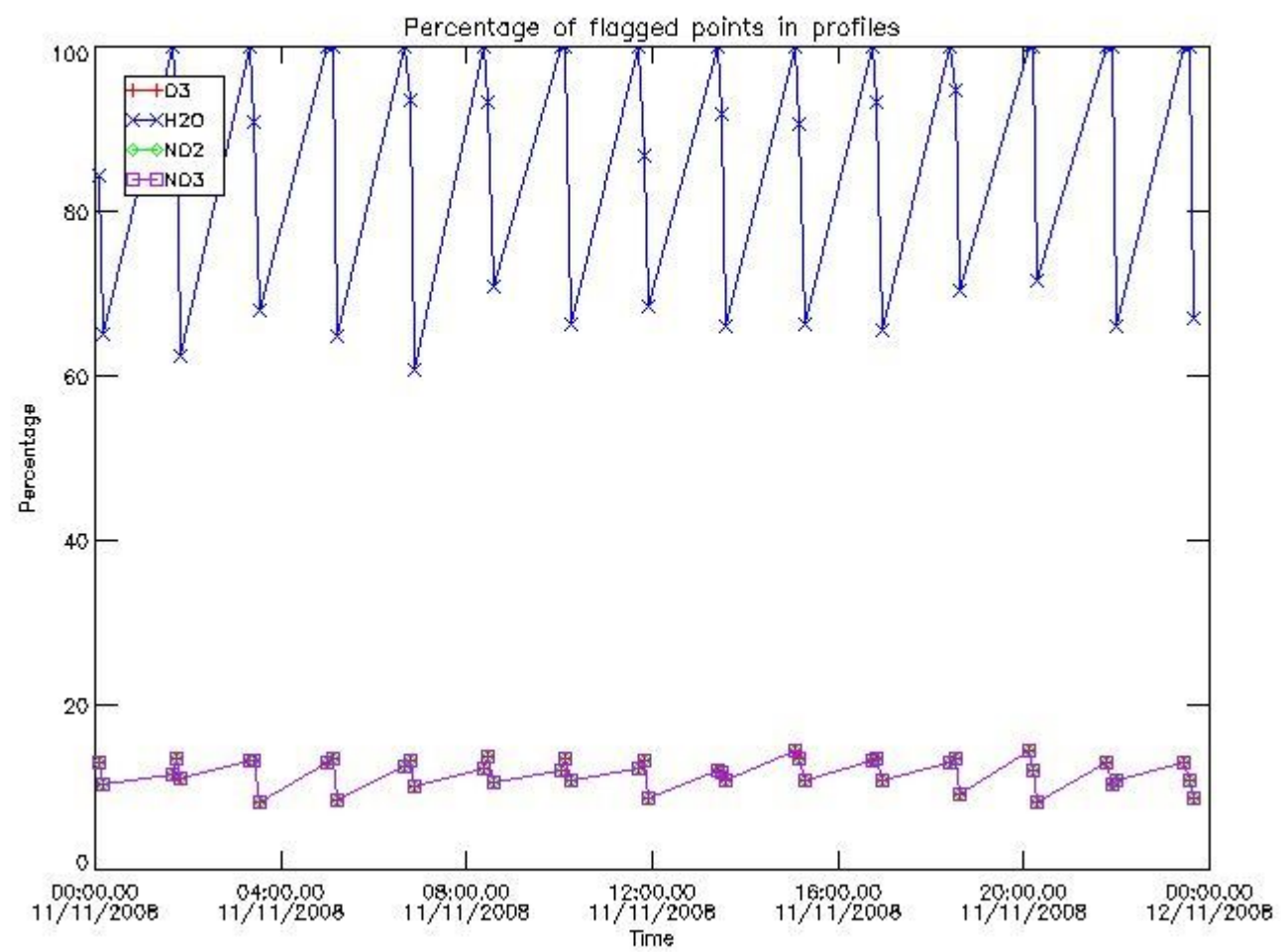
161	GOM_NL__2PRFIN20081111_141348_000000352073_00411_35034_0905.N1	11-NOV-2008 14:13:48	Bright	35.000	110	37Del Cas	2.6780	8900.0	70	35034	No
162	GOM_NL__2PRFIN20081111_142200_000000362073_00411_35034_0906.N1	11-NOV-2008 14:22:00	Bright	36.000	49	1Alp UMi	1.9900	6300.0	72	35034	No
163	GOM_NL__2PRFIN20081111_142615_000000372073_00411_35034_0907.N1	11-NOV-2008 14:26:15	Bright	36.500	60	7Bet UMi	2.0810	3950.0	73	35034	No
164	GOM_NL__2PRFIN20081111_142950_000000392073_00411_35034_0908.N1	11-NOV-2008 14:29:50	Bright	39.000	36	50Alp UMa	1.8000	6300.0	78	35034	No
165	GOM_NL__2PRFIN20081111_143128_000000572073_00411_35034_0909.N1	11-NOV-2008 14:31:28	Bright	57.000	82	48Bet UMa	2.3650	10600.	114	35034	No
166	GOM_NL__2PRFIN20081111_143701_000000342073_00411_35034_0910.N1	11-NOV-2008 14:37:01	Bright	34.000	152	12Alp2CVn	2.8900	11000.	68	35034	No
167	GOM_NL__2PRFIN20081111_144449_000000392073_00411_35034_0911.N1	11-NOV-2008 14:44:49	Bright	38.500	62	94Bet Leo	2.1360	9700.0	77	35034	No
168	GOM_NL__2PRFIN20081111_145321_000000422073_00411_35034_0912.N1	11-NOV-2008 14:53:21	Twilight	42.000	100	4Gam Crv	2.5800	13100.	84	35034	No
169	GOM_NL__2PRFIN20081111_145451_000000402073_00411_35034_0913.N1	11-NOV-2008 14:54:51	Twilight	40.000	171	2Eps Crv	3.0010	4250.0	80	35034	No
170	GOM_NL__2PRFIN20081111_150357_000000392073_00411_35034_0914.N1	11-NOV-2008 15:03:57	Dark	38.500	113	Mu Vel	2.6920	5000.0	77	35034	No
171	GOM_NL__2PRFIN20081111_150958_000000382073_00412_35035_0911.N1	11-NOV-2008 15:09:58	Dark	38.000	29	Bet Car	1.6720	10200.	76	35035	No
172	GOM_NL__2PRFIN20081111_151613_000000472073_00412_35035_0912.N1	11-NOV-2008 15:16:13	Dark	46.500	2	Alp Car	-0.73600	7000.0	93	35035	No
173	GOM_NL__2PRFIN20081111_152521_000000402073_00412_35035_0913.N1	11-NOV-2008 15:25:21	Straylight	39.500	157	The1Eri	2.9060	9300.0	79	35035	No
174	GOM_NL__2PRFIN20081111_153834_000000502073_00412_35035_0914.N1	11-NOV-2008 15:38:34	Twilight	50.000	94	92Alp Cet	2.5260	3100.0	100	35035	No
175	GOM_NL__2PRFIN20081111_154316_000000372073_00412_35035_0915.N1	11-NOV-2008 15:43:16	Bright	37.000	105	6Bet Ari	2.6450	8900.0	74	35035	No
176	GOM_NL__2PRFIN20081111_154722_000000362073_00412_35035_0916.N1	11-NOV-2008 15:47:22	Bright	36.000	173	4Bet Tri	3.0040	8900.0	72	35035	No
177	GOM_NL__2PRFIN20081111_154926_000000372073_00412_35035_0917.N1	11-NOV-2008 15:49:26	Bright	37.000	73	57Gam1And	2.2600	13100.	74	35035	No
178	GOM_NL__2PRFIN20081111_155251_000000402073_00412_35035_0918.N1	11-NOV-2008 15:52:51	Bright	40.000	35	33Alp Per	1.7950	6250.0	80	35035	No
179	GOM_NL__2PRFIN20081111_155424_000000362073_00412_35035_0919.N1	11-NOV-2008 15:54:24	Bright	35.500	110	37Del Cas	2.6780	8900.0	71	35035	No
180	GOM_NL__2PRFIN20081111_160236_000000362073_00412_35035_0920.N1	11-NOV-2008 16:02:36	Bright	36.000	49	1Alp UMi	1.9900	6300.0	72	35035	No
181	GOM_NL__2PRFIN20081111_160651_000000372073_00412_35035_0921.N1	11-NOV-2008 16:06:51	Bright	37.000	60	7Bet UMi	2.0810	3950.0	74	35035	No
182	GOM_NL__2PRFIN20081111_161025_000000412073_00412_35035_0922.N1	11-NOV-2008 16:10:25	Bright	40.500	36	50Alp UMa	1.8000	6300.0	81	35035	No
183	GOM_NL__2PRFIN20081111_161204_000000422073_00412_35035_0923.N1	11-NOV-2008 16:12:04	Bright	41.500	82	48Bet UMa	2.3650	10600.	83	35035	No
184	GOM_NL__2PRFIN20081111_161737_000000352073_00412_35035_0924.N1	11-NOV-2008 16:17:37	Bright	34.500	152	12Alp2CVn	2.8900	11000.	69	35035	No
185	GOM_NL__2PRFIN20081111_162525_000000502073_00412_35035_0925.N1	11-NOV-2008 16:25:25	Bright	49.500	62	94Bet Leo	2.1360	9700.0	99	35035	No
186	GOM_NL__2PRFIN20081111_163357_000000412073_00412_35035_0926.N1	11-NOV-2008 16:33:57	Twilight	40.500	100	4Gam Crv	2.5800	13100.	81	35035	No
187	GOM_NL__2PRFIN20081111_163527_000000402073_00412_35035_0927.N1	11-NOV-2008 16:35:27	Twilight	39.500	171	2Eps Crv	3.0010	4250.0	79	35035	No
188	GOM_NL__2PRFIN20081111_164434_000000392073_00412_35035_0928.N1	11-NOV-2008 16:44:34	Dark	38.500	113	Mu Vel	2.6920	5000.0	77	35035	No
189	GOM_NL__2PRFIN20081111_165034_000000382073_00413_35036_0925.N1	11-NOV-2008 16:50:34	Dark	37.500	29	Bet Car	1.6720	10200.	75	35036	No
190	GOM_NL__2PRFIN20081111_165650_000000472073_00413_35036_0926.N1	11-NOV-2008 16:56:50	Dark	47.000	2	Alp Car	-0.73600	7000.0	94	35036	No
191	GOM_NL__2PRFIN20081111_170558_000000402073_00413_35036_0927.N1	11-NOV-2008 17:05:58	Straylight	40.000	157	The1Eri	2.9060	9300.0	80	35036	No
192	GOM_NL__2PRFIN20081111_171910_000000492073_00413_35036_0928.N1	11-NOV-2008 17:19:10	Twilight	48.500	94	92Alp Cet	2.5260	3100.0	97	35036	No
193	GOM_NL__2PRFIN20081111_172352_000000372073_00413_35036_0929.N1	11-NOV-2008 17:23:52	Bright	36.500	105	6Bet Ari	2.6450	8900.0	73	35036	No
194	GOM_NL__2PRFIN20081111_172758_000000362073_00413_35036_0930.N1	11-NOV-2008 17:27:58	Bright	36.000	173	4Bet Tri	3.0040	8900.0	72	35036	No
195	GOM_NL__2PRFIN20081111_173002_000000362073_00413_35036_0931.N1	11-NOV-2008 17:30:02	Bright	36.000	73	57Gam1And	2.2600	13100.	72	35036	No
196	GOM_NL__2PRFIN20081111_173327_000000412073_00413_35036_0932.N1	11-NOV-2008 17:33:27	Bright	40.500	35	33Alp Per	1.7950	6250.0	81	35036	No
197	GOM_NL__2PRFIN20081111_173500_000000362073_00413_35036_0933.N1	11-NOV-2008 17:35:00	Bright	35.500	110	37Del Cas	2.6780	8900.0	71	35036	No
198	GOM_NL__2PRFIN20081111_174312_000000362073_00413_35036_0934.N1	11-NOV-2008 17:43:12	Bright	35.500	49	1Alp UMi	1.9900	6300.0	71	35036	No
199	GOM_NL__2PRFIN20081111_174727_000000362073_00413_35036_0935.N1	11-NOV-2008 17:47:27	Bright	36.000	60	7Bet UMi	2.0810	3950.0	72	35036	No
200	GOM_NL__2PRFIN20081111_175101_000000382073_00413_35036_0936.N1	11-NOV-2008 17:51:01	Bright	38.000	36	50Alp UMa	1.8000	6300.0	76	35036	No
201	GOM_NL__2PRFIN20081111_175239_000000552073_00413_35036_0937.N1	11-NOV-2008 17:52:39	Bright	54.500	82	48Bet UMa	2.3650	10600.	109	35036	No
202	GOM_NL__2PRFIN20081111_175813_000000352073_00413_35036_0938.N1	11-NOV-2008 17:58:13	Bright	35.000	152	12Alp2CVn	2.8900	11000.	70	35036	No
203	GOM_NL__2PRFIN20081111_180601_000000412073_00413_35036_0939.N1	11-NOV-2008 18:06:01	Bright	40.500	62	94Bet Leo	2.1360	9700.0	81	35036	No
204	GOM_NL__2PRFIN20081111_181433_000000382073_00413_35036_0940.N1	11-NOV-2008 18:14:33	Twilight	37.500	100	4Gam Crv	2.5800	13100.	75	35036	No
205	GOM_NL__2PRFIN20081111_181603_000000412073_00413_35036_0941.N1	11-NOV-2008 18:16:03	Twilight	41.000	171	2Eps Crv	3.0010	4250.0	82	35036	No
206	GOM_NL__2PRFIN20081111_182511_000000392073_00413_35036_0942.N1	11-NOV-2008 18:25:11	Dark	39.000	113	Mu Vel	2.6920	5000.0	78	35036	No
207	GOM_NL__2PRFIN20081111_183111_000000382073_00414_35037_0936.N1	11-NOV-2008 18:31:11	Dark	38.000	29	Bet Car	1.6720	10200.	76	35037	No
208	GOM_NL__2PRFIN20081111_183727_000000612073_00414_35037_0937.N1	11-NOV-2008 18:37:27	Dark	60.500	2	Alp Car	-0.73600	7000.0	121	35037	No
209	GOM_NL__2PRFIN20081111_184634_000000402073_00414_35037_0938.N1	11-NOV-2008 18:46:34	Straylight	39.500	157	The1Eri	2.9060	9300.0	79	35037	No
210	GOM_NL__2PRFIN20081111_185945_000000512073_00414_35037_0939.N1	11-NOV-2008 18:59:45	Twilight	50.500	94	92Alp Cet	2.5260	3100.0	101	35037	No
211	GOM_NL__2PRFIN20081111_190428_000000362073_00414_35037_0940.N1	11-NOV-2008 19:04:28	Bright	36.000	105	6Bet Ari	2.6450	8900.0	72	35037	No
212	GOM_NL__2PRFIN20081111_190834_000000362073_00414_35037_0941.N1	11-NOV-2008 19:08:34	Bright	35.500	173	4Bet Tri	3.0040	8900.0	71	35037	No
213	GOM_NL__2PRFIN20081111_191037_000000352073_00414_35037_0942.N1	11-NOV-2008 19:10:37	Bright	34.500	73	57Gam1And	2.2600	13100.	69	35037	No
214	GOM_NL__2PRFIN20081111_191402_000000412073_00414_35037_0943.N1	11-NOV-2008 19:14:02	Bright	41.000	35	33Alp Per	1.7950	6250.0	82	35037	No
215	GOM_NL__2PRFIN20081111_191536_000000352073_00414_35037_0944.N1	11-NOV-2008 19:15:36	Bright	34.500	110	37Del Cas	2.6780	8900.0	69	35037	No
216	GOM_NL__2PRFIN20081111_192348_000000372073_00414_35037_0945.N1	11-NOV-2008 19:23:48	Bright	36.500	49	1Alp UMi	1.9900	6300.0	73	35037	No
217	GOM_NL__2PRFIN20081111_192803_000000372073_00414_35037_0946.N1	11-NOV-2008 19:28:03	Bright	37.000	60	7Bet UMi	2.0810	3950.0	74	35037	No
218	GOM_NL__2PRFIN20081111_193137_000000432073_00414_35037_0947.N1	11-NOV-2008 19:31:37	Bright	42.500	36	50Alp UMa	1.8000	6300.0	85	35037	No
219	GOM_NL__2PRFIN20081111_193315_000000392073_00414_35037_0948.N1	11-NOV-2008 19:33:15	Bright	39.000	82	48Bet UMa	2.3650	10600.	78	35037	No

220	GOM_NL__2PRFIN20081111_193849_000000352073_00414_35037_0949.N1	11-NOV-2008 19:38:49	Bright	35.000	152	12Alp2CVn	2.8900	11000.	70	35037	No
221	GOM_NL__2PRFIN20081111_194637_000000402073_00414_35037_0950.N1	11-NOV-2008 19:46:37	Bright	39.500	62	94Bet Leo	2.1360	9700.0	79	35037	No
222	GOM_NL__2PRFIN20081111_195510_000000382073_00414_35037_0951.N1	11-NOV-2008 19:55:10	Twilight	37.500	100	4Gam Crv	2.5800	13100.	75	35037	No
223	GOM_NL__2PRFIN20081111_195640_000000422073_00414_35037_0952.N1	11-NOV-2008 19:56:40	Twilight	42.000	171	2Eps Crv	3.0010	4250.0	84	35037	No
224	GOM_NL__2PRFIN20081111_200547_000000392073_00414_35037_0953.N1	11-NOV-2008 20:05:47	Dark	39.000	113	Mu Vel	2.6920	5000.0	78	35037	No
225	GOM_NL__2PRFIN20081111_201311_000000472073_00415_35038_0959.N1	11-NOV-2008 20:13:11	Dark	46.500	34	Gam2Vel	1.7930	23000.	93	35038	No
226	GOM_NL__2PRFIN20081111_201803_000000622073_00415_35038_0960.N1	11-NOV-2008 20:18:03	Dark	61.500	2	Alp Car	-0.73600	7000.0	123	35038	No
227	GOM_NL__2PRFIN20081111_202710_000000402073_00415_35038_0961.N1	11-NOV-2008 20:27:10	Straylight	39.500	157	The1Eri	2.9060	9300.0	79	35038	No
228	GOM_NL__2PRFIN20081111_204021_000000492073_00415_35038_0962.N1	11-NOV-2008 20:40:21	Twilight	49.000	94	92Alp Cet	2.5260	3100.0	98	35038	No
229	GOM_NL__2PRFIN20081111_204504_000000372073_00415_35038_0963.N1	11-NOV-2008 20:45:04	Bright	37.000	105	6Bet Ari	2.6450	8900.0	74	35038	No
230	GOM_NL__2PRFIN20081111_204909_000000372073_00415_35038_0964.N1	11-NOV-2008 20:49:09	Bright	36.500	173	4Bet Tri	3.0040	8900.0	73	35038	No
231	GOM_NL__2PRFIN20081111_205113_000000382073_00415_35038_0965.N1	11-NOV-2008 20:51:13	Bright	37.500	73	57Gam1And	2.2600	13100.	75	35038	No
232	GOM_NL__2PRFIN20081111_205438_000000382073_00415_35038_0966.N1	11-NOV-2008 20:54:38	Bright	38.000	35	33Alp Per	1.7950	6250.0	76	35038	No
233	GOM_NL__2PRFIN20081111_205612_000000352073_00415_35038_0967.N1	11-NOV-2008 20:56:12	Bright	35.000	110	37Del Cas	2.6780	8900.0	70	35038	No
234	GOM_NL__2PRFIN20081111_210424_000000372073_00415_35038_0968.N1	11-NOV-2008 21:04:24	Bright	37.000	49	1Alp UMi	1.9900	6300.0	74	35038	No
235	GOM_NL__2PRFIN20081111_210839_000000362073_00415_35038_0969.N1	11-NOV-2008 21:08:39	Bright	36.000	60	7Bet UMi	2.0810	3950.0	72	35038	No
236	GOM_NL__2PRFIN20081111_211213_000000402073_00415_35038_0970.N1	11-NOV-2008 21:12:13	Bright	39.500	36	50Alp UMa	1.8000	6300.0	79	35038	No
237	GOM_NL__2PRFIN20081111_211351_000000402073_00415_35038_0971.N1	11-NOV-2008 21:13:51	Bright	39.500	82	48Bet UMa	2.3650	10600.	79	35038	No
238	GOM_NL__2PRFIN20081111_211925_000000342073_00415_35038_0972.N1	11-NOV-2008 21:19:25	Bright	33.500	152	12Alp2CVn	2.8900	11000.	67	35038	No
239	GOM_NL__2PRFIN20081111_212714_000000402073_00415_35038_0973.N1	11-NOV-2008 21:27:14	Bright	40.000	62	94Bet Leo	2.1360	9700.0	80	35038	No
240	GOM_NL__2PRFIN20081111_213546_000000412073_00415_35038_0974.N1	11-NOV-2008 21:35:46	Twilight	41.000	100	4Gam Crv	2.5800	13100.	82	35038	No
241	GOM_NL__2PRFIN20081111_213716_000000432073_00415_35038_0975.N1	11-NOV-2008 21:37:16	Twilight	42.500	171	2Eps Crv	3.0010	4250.0	85	35038	No
242	GOM_NL__2PRFIN20081111_214623_000000392073_00415_35038_0976.N1	11-NOV-2008 21:46:23	Dark	39.000	113	Mu Vel	2.6920	5000.0	78	35038	No
243	GOM_NL__2PRFIN20081111_215348_000000492073_00416_35039_0975.N1	11-NOV-2008 21:53:48	Dark	49.000	34	Gam2Vel	1.7930	23000.	98	35039	No
244	GOM_NL__2PRFIN20081111_215840_000000482073_00416_35039_0976.N1	11-NOV-2008 21:58:40	Dark	47.500	2	Alp Car	-0.73600	7000.0	95	35039	No
245	GOM_NL__2PRFIN20081111_220746_000000402073_00416_35039_0977.N1	11-NOV-2008 22:07:46	Straylight	40.000	157	The1Eri	2.9060	9300.0	80	35039	No
246	GOM_NL__2PRFIN20081111_222057_000000492073_00416_35039_0978.N1	11-NOV-2008 22:20:57	Twilight	49.000	94	92Alp Cet	2.5260	3100.0	98	35039	No
247	GOM_NL__2PRFIN20081111_222540_000000362073_00416_35039_0979.N1	11-NOV-2008 22:25:40	Bright	36.000	105	6Bet Ari	2.6450	8900.0	72	35039	No
248	GOM_NL__2PRFIN20081111_222945_000000362073_00416_35039_0980.N1	11-NOV-2008 22:29:45	Bright	36.000	173	4Bet Tri	3.0040	8900.0	72	35039	No
249	GOM_NL__2PRFIN20081111_223149_000000382073_00416_35039_0981.N1	11-NOV-2008 22:31:49	Bright	37.500	73	57Gam1And	2.2600	13100.	75	35039	No
250	GOM_NL__2PRFIN20081111_223513_000000382073_00416_35039_0982.N1	11-NOV-2008 22:35:13	Bright	38.000	35	33Alp Per	1.7950	6250.0	76	35039	No
251	GOM_NL__2PRFIN20081111_223648_000000402073_00416_35039_0983.N1	11-NOV-2008 22:36:48	Bright	40.000	110	37Del Cas	2.6780	8900.0	80	35039	No
252	GOM_NL__2PRFIN20081111_224500_000000362073_00416_35039_0984.N1	11-NOV-2008 22:45:00	Bright	36.000	49	1Alp UMi	1.9900	6300.0	72	35039	No
253	GOM_NL__2PRFIN20081111_224915_000000362073_00416_35039_0985.N1	11-NOV-2008 22:49:15	Bright	36.000	60	7Bet UMi	2.0810	3950.0	72	35039	No
254	GOM_NL__2PRFIN20081111_225249_000000402073_00416_35039_0986.N1	11-NOV-2008 22:52:49	Bright	40.000	36	50Alp UMa	1.8000	6300.0	80	35039	No
255	GOM_NL__2PRFIN20081111_225427_000000412073_00416_35039_0987.N1	11-NOV-2008 22:54:27	Bright	40.500	82	48Bet UMa	2.3650	10600.	81	35039	No
256	GOM_NL__2PRFIN20081111_230001_000000342073_00416_35039_0988.N1	11-NOV-2008 23:00:01	Bright	33.500	152	12Alp2CVn	2.8900	11000.	67	35039	No
257	GOM_NL__2PRFIN20081111_230750_000000482073_00416_35039_0989.N1	11-NOV-2008 23:07:50	Bright	48.000	62	94Bet Leo	2.1360	9700.0	96	35039	No
258	GOM_NL__2PRFIN20081111_231622_000000432073_00416_35039_0990.N1	11-NOV-2008 23:16:22	Twilight	42.500	100	4Gam Crv	2.5800	13100.	85	35039	No
259	GOM_NL__2PRFIN20081111_231752_000000442073_00416_35039_0991.N1	11-NOV-2008 23:17:52	Twilight	43.500	171	2Eps Crv	3.0010	4250.0	87	35039	No
260	GOM_NL__2PRFIN20081111_232700_000000402073_00416_35039_0992.N1	11-NOV-2008 23:27:00	Dark	39.500	113	Mu Vel	2.6920	5000.0	79	35039	No
261	GOM_NL__2PRFIN20081111_233425_000000472073_00417_35040_0990.N1	11-NOV-2008 23:34:25	Dark	47.000	34	Gam2Vel	1.7930	23000.	94	35040	No
262	GOM_NL__2PRFIN20081111_233916_000000602073_00417_35040_0991.N1	11-NOV-2008 23:39:16	Dark	59.500	2	Alp Car	-0.73600	7000.0	119	35040	No
263	GOM_NL__2PRFIN20081111_234822_000000392073_00417_35040_0992.N1	11-NOV-2008 23:48:22	Straylight	38.500	157	The1Eri	2.9060	9300.0	77	35040	No

### 3. Quality information per product

In this section it is plotted some information contained in the Quality Summary data set of the level 2 products. Only products in dark limb conditions and without errors (error flag in the MPH set to "0") are used.

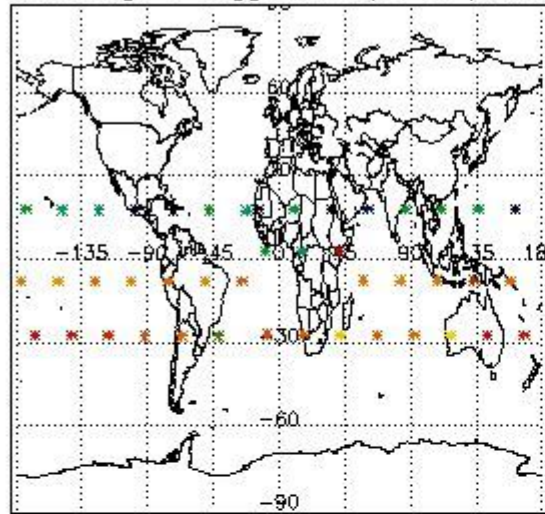
#### 3.1 Plot quality information per product (time dependant)



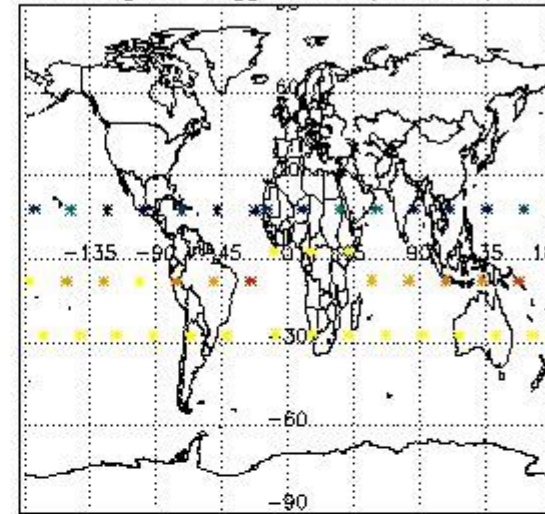
*3.2 Plot quality information per product (world map)*



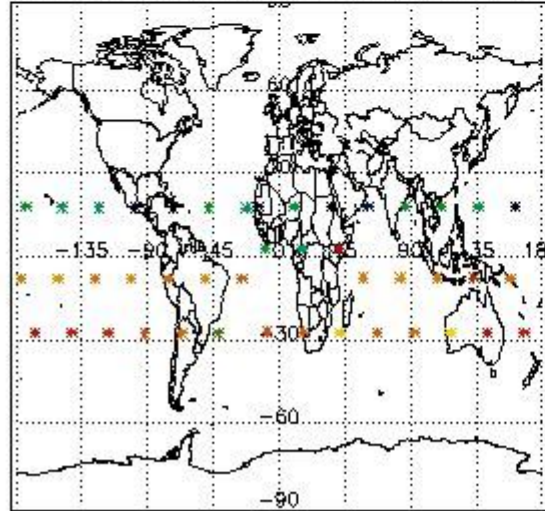
Percentage of flagged data per O3 profile



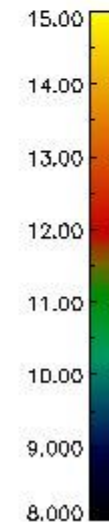
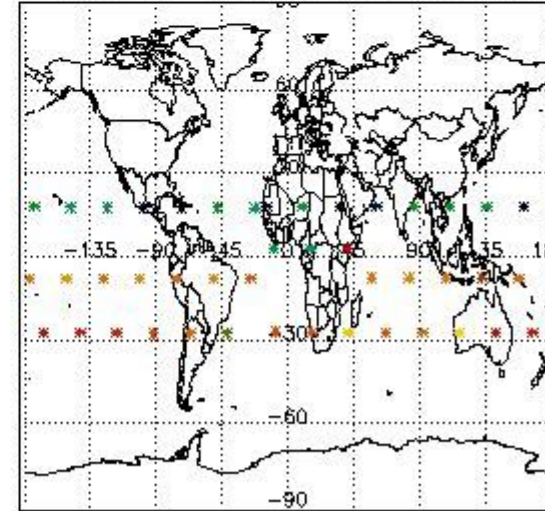
Percentage of flagged data per H2O profile



Percentage of flagged data per NO2 profile



Percentage of flagged data per NO3 profile



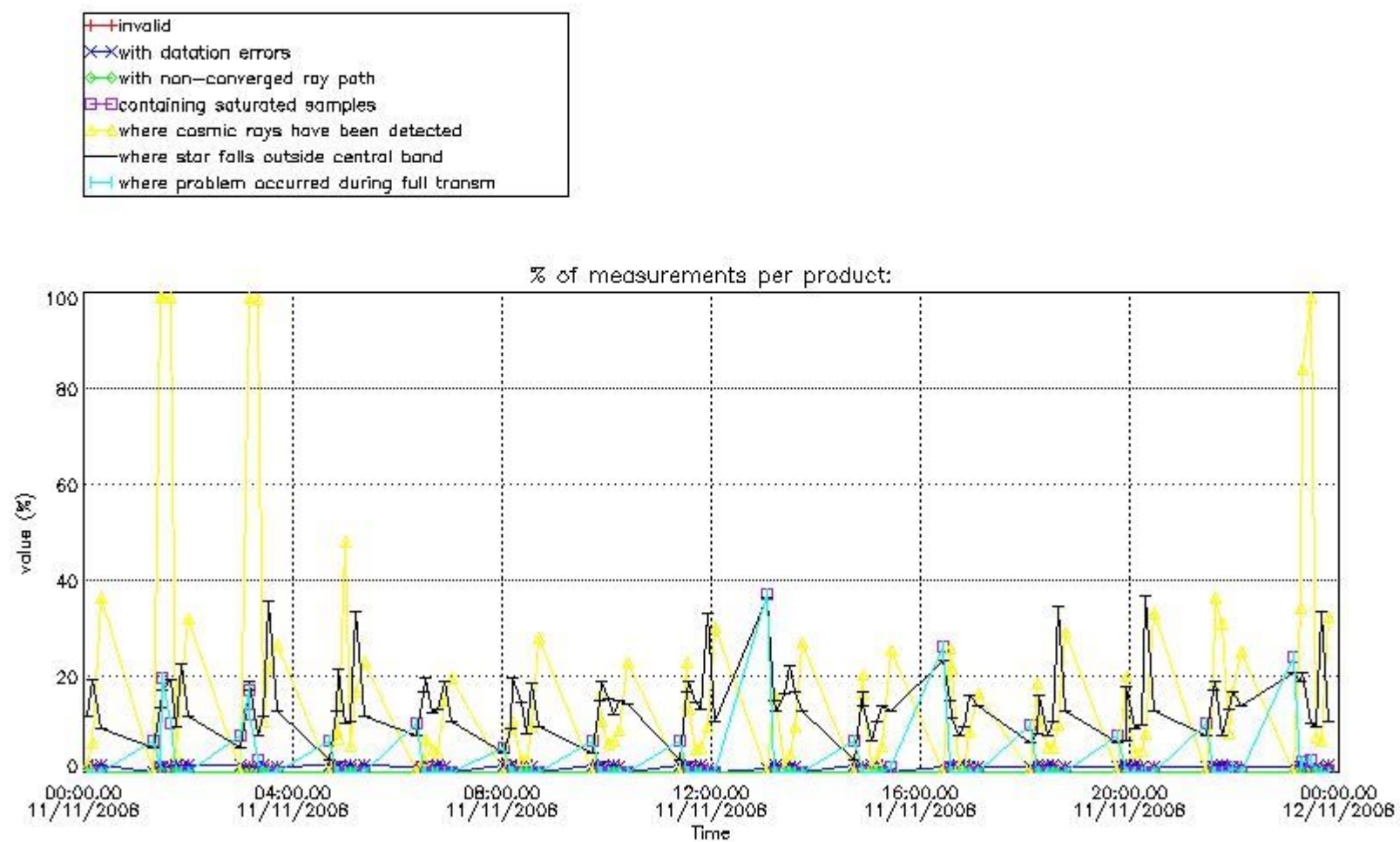
#### 4. Level 1 quality information per product

In this section it is plotted some information contained in the Quality Summary data set of the level 2 products that comes from the level 1b processing. Products without errors (error flag in the MPH set to "0") are used.

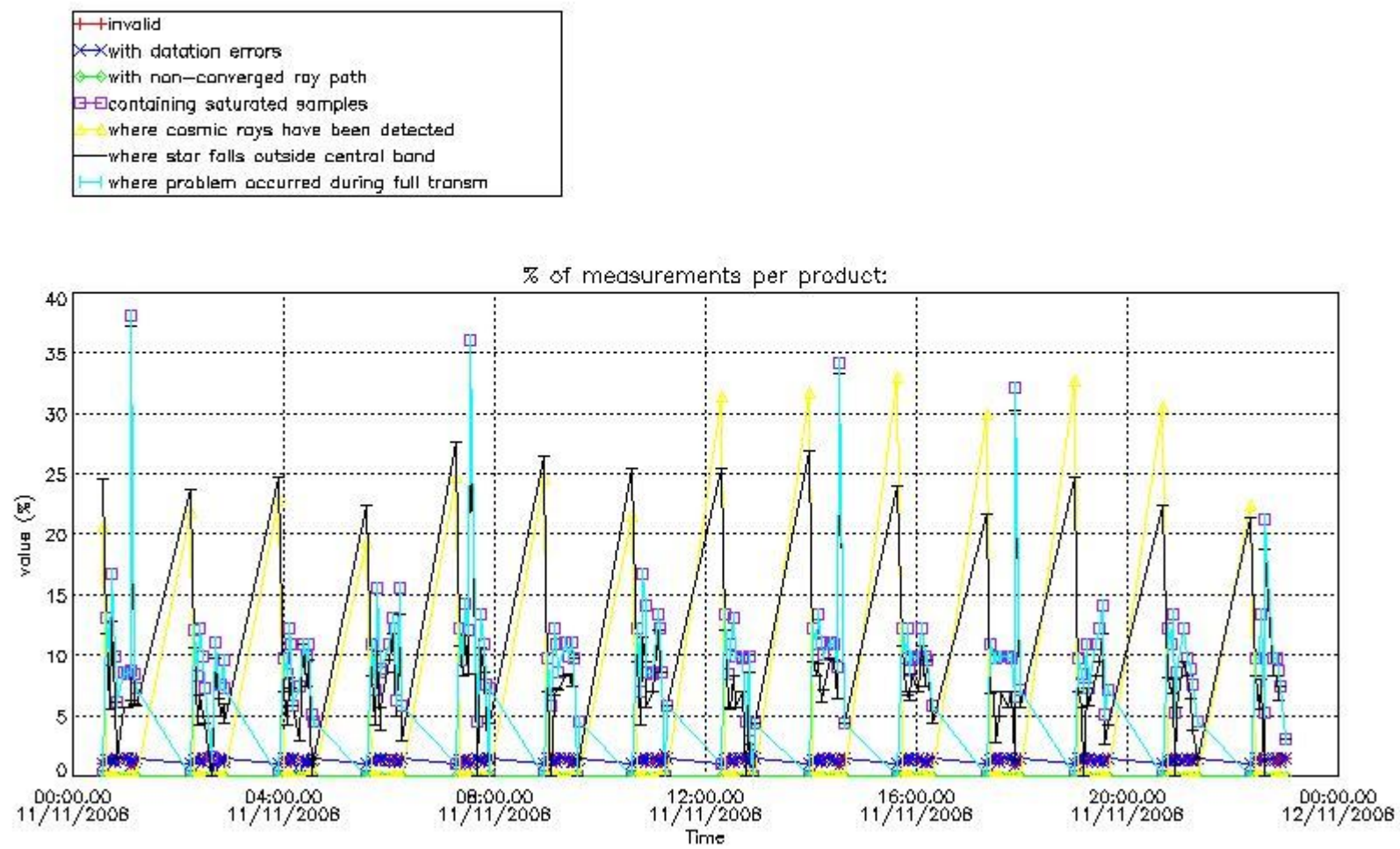
##### 4.1 Plot quality information per product (time dependant) coming from level 1b processing

###### 4.1.1 Plot level 1 quality information per product (time dependant): ENVISAT ASCENDING passes



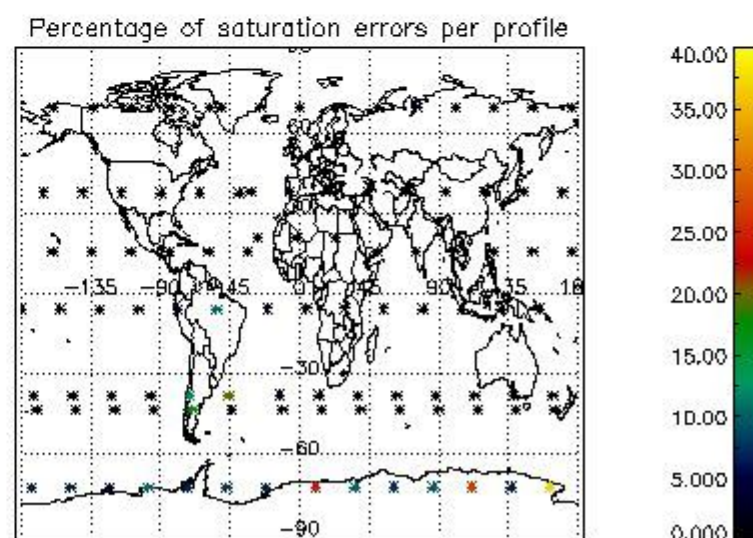
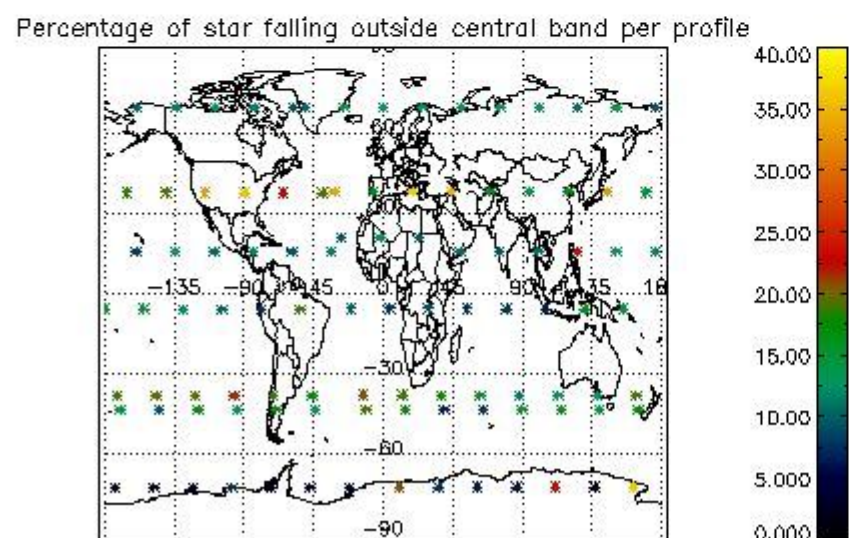
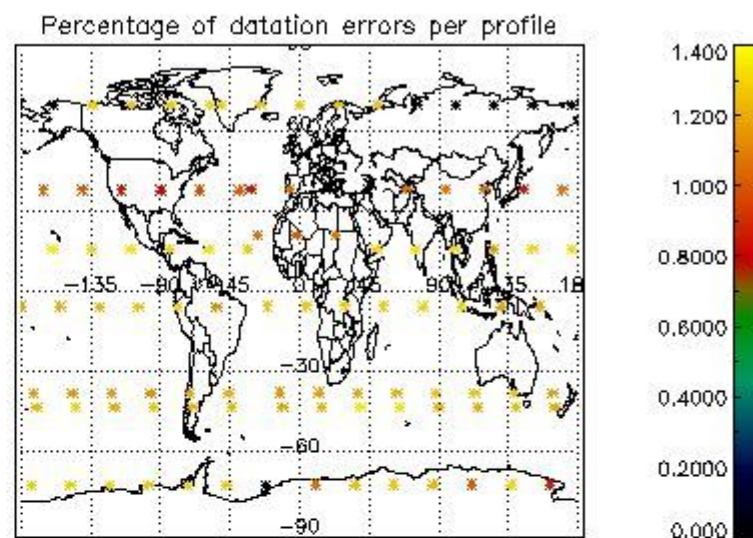
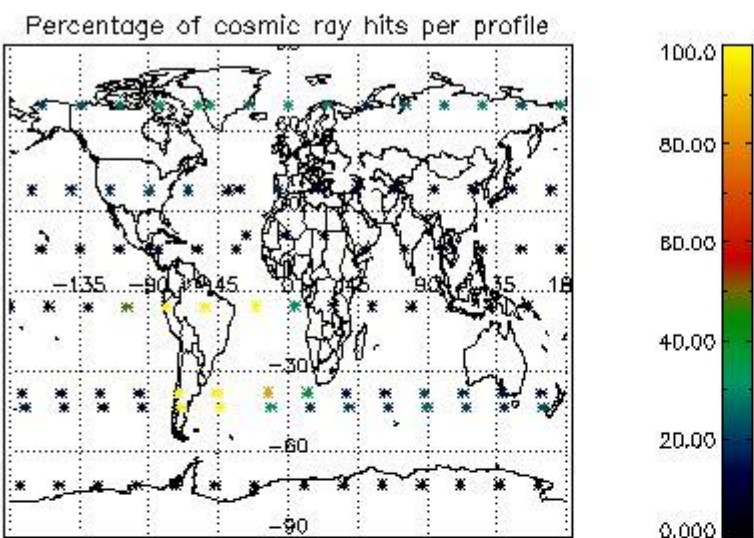


4.1.2 Plot level 1 quality information per product (time dependant): ENVI SAT DESCENDING passes



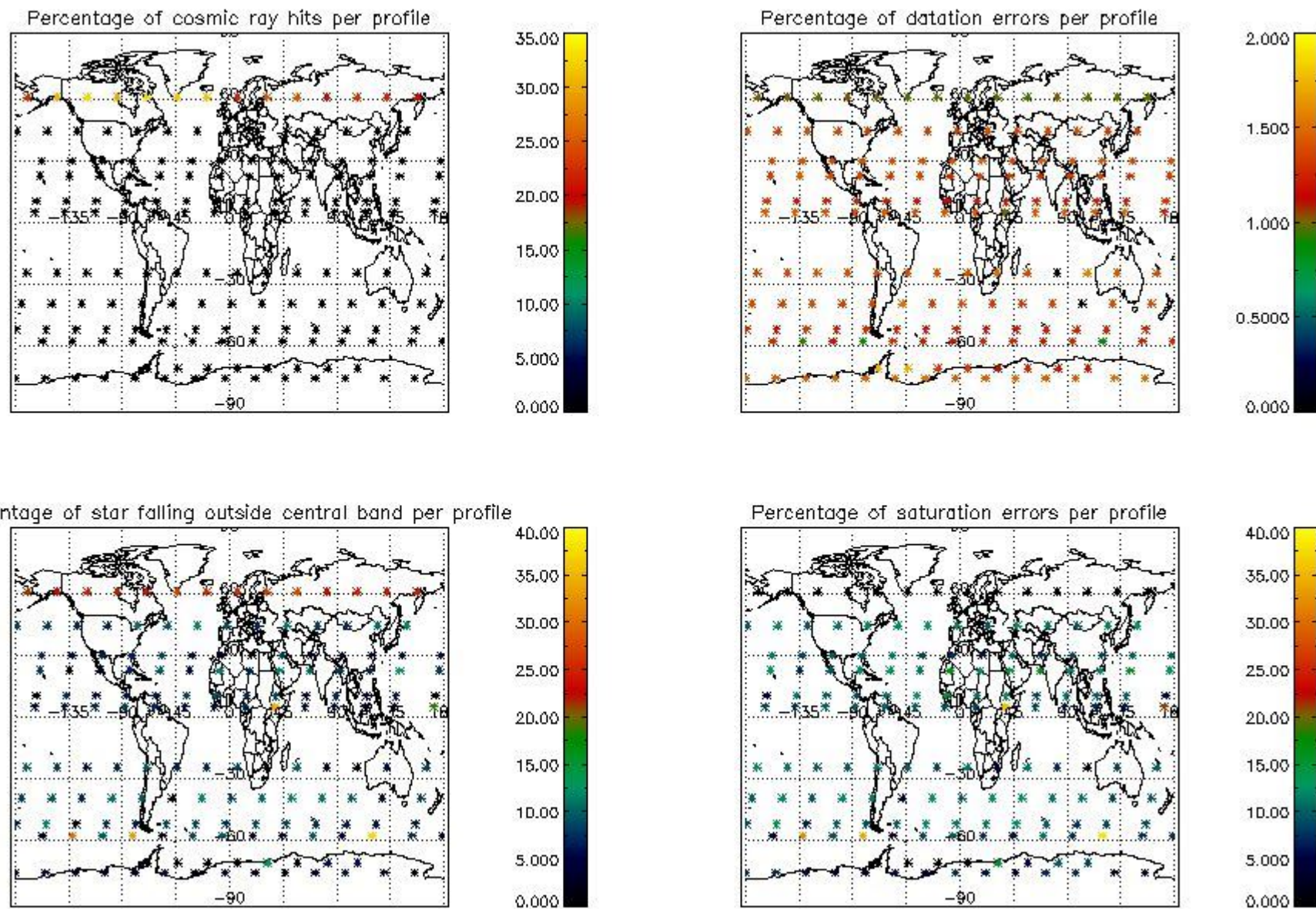
4.2 Plot quality information per product coming from level 1b processing (world map)

4.2.1 Plot level 1 quality information per product (world map): ENVISAT ASCENDING passes



4.2.2 Plot level 1 quality information per product (world map): ENVISAT DESCENDING passes





## 5. Trace gas profiles

### 5.1 Ozone statistics based on quality of products

The final quality of the products can be "measured" using the STD (Standard Deviation) attached to every point profile. This information is written to the parameter GOM\_NL\_\_2P/NL\_LOCAL\_SPECIES\_DENSITY/o3\_std of the level 2 products. The table below shows the statistics for given STD ranges.

The statistics are given with respect to the overall valid production:

- Products without fatal errors: GOM\_NL\_\_2P/MPH/PRODUCT\_ERR=0
- Valid point profile: GOM\_NL\_\_2P/NL\_LOCAL\_SPECIES\_DENSITY/pcd(0)=0

The 'Criteria' is applied to valid points of dark limb products:

- Products in dark limb illumination condition: GOM\_NL\_\_2P/NL\_SUMMARY\_QUALITY/obs\_ill\_cond=0
- Products without fatal errors: GOM\_NL\_\_2P/MPH/PRODUCT\_ERR=0
- Valid point profile: GOM\_NL\_\_2P/NL\_LOCAL\_SPECIES\_DENSITY/pcd(0)=0

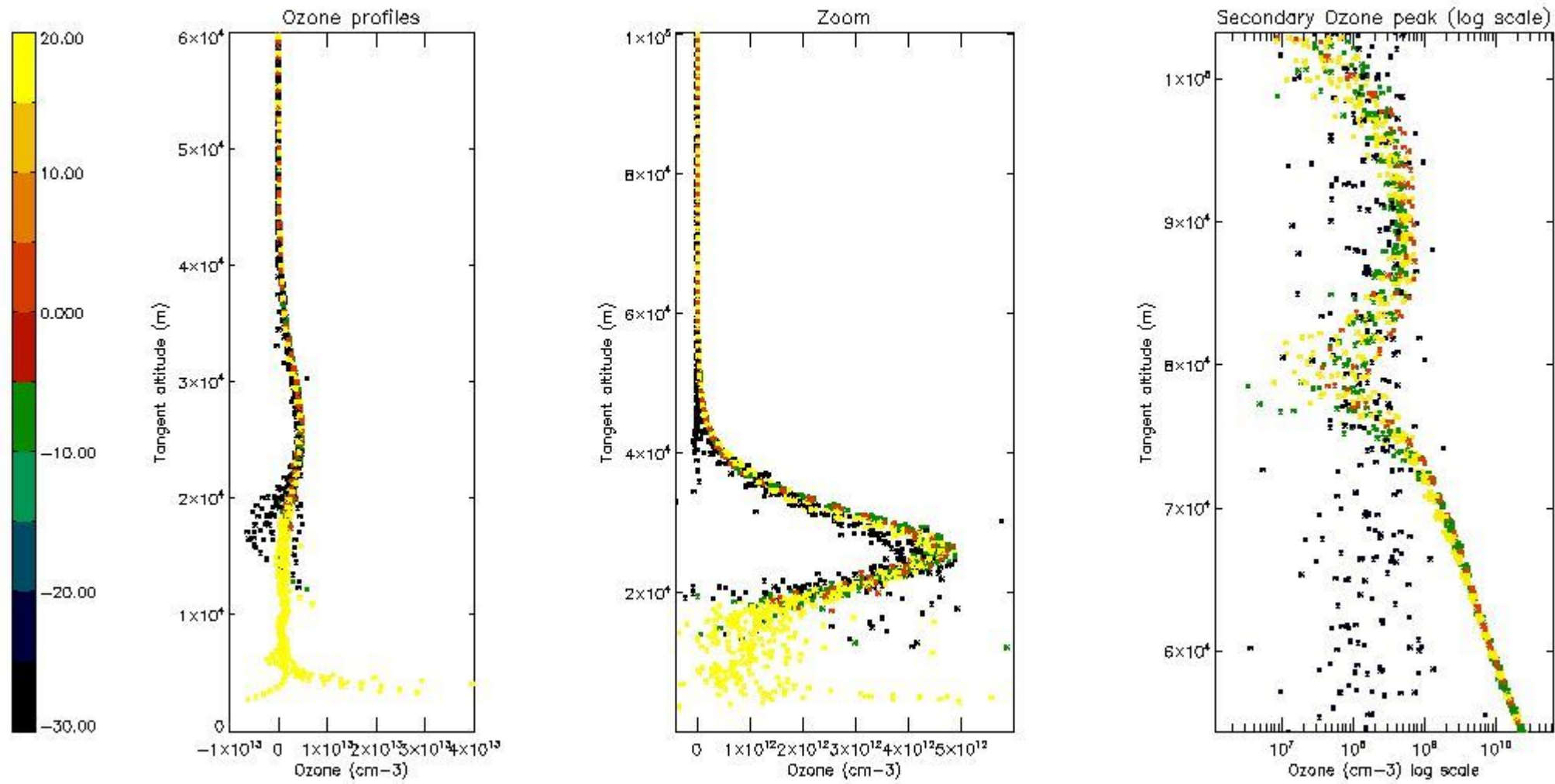
So, the table below shows the percentage of dark limb and valid observations for each criteria with respect to the overall valid daily observations.

Criteria	% of total production
All STD	19
STD < 20	11

STD < 10	8
STD < 5	6

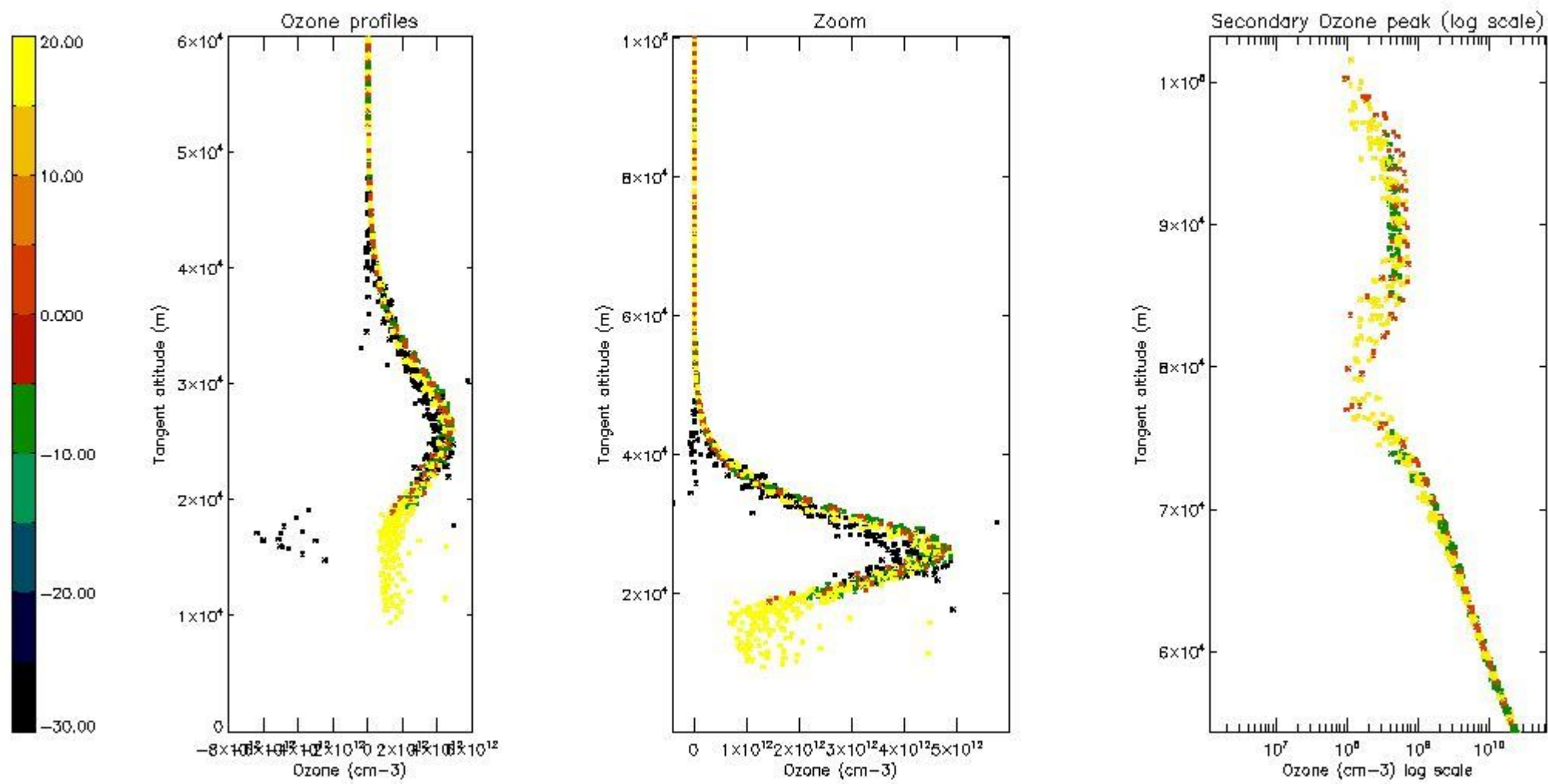
5.2 Plot ozone profiles for all STD (dark without errors)

The colorbar represents the latitude.



5.3 Plot ozone profiles where STD < 20% (dark without errors)

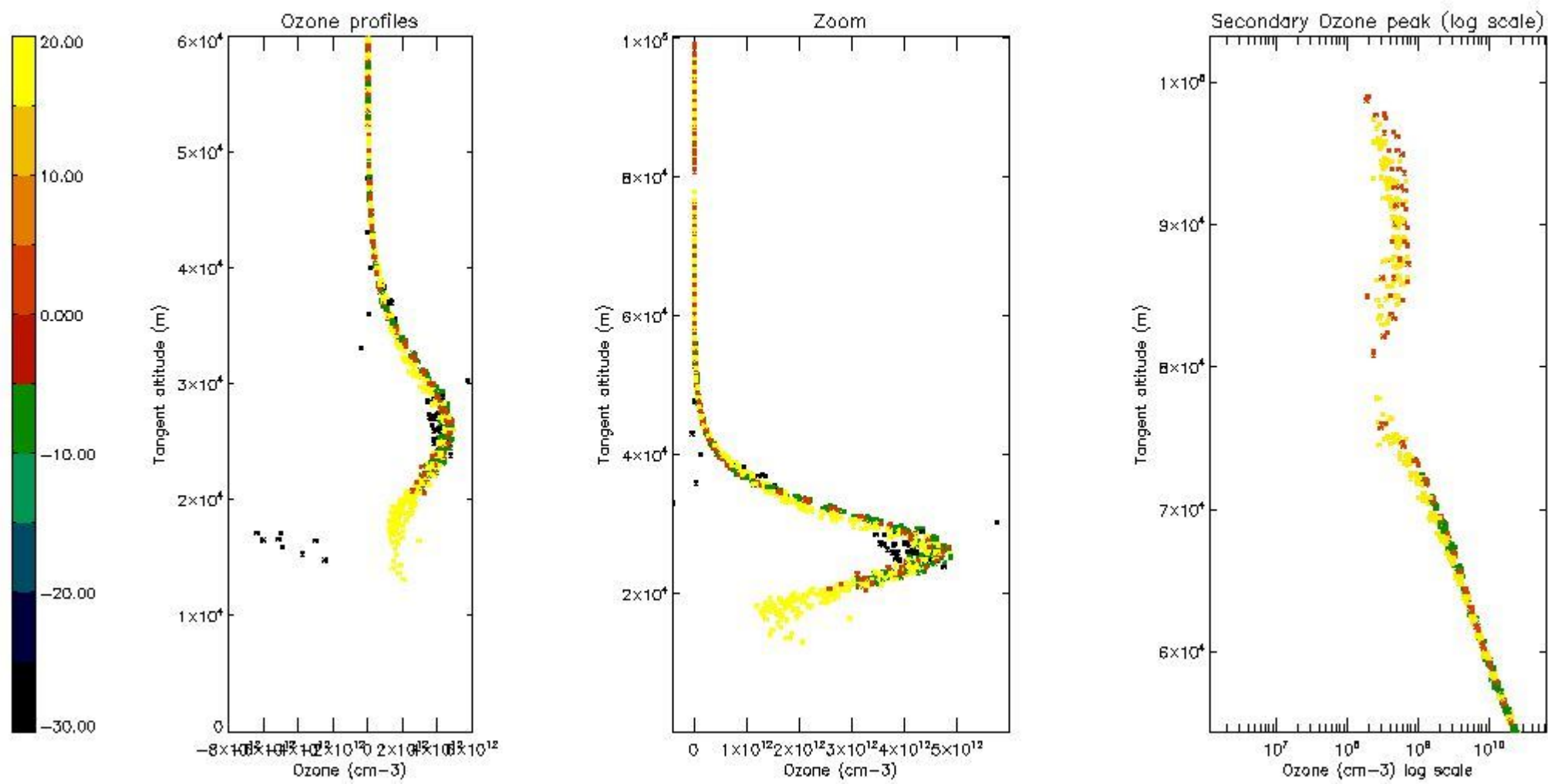
The colorbar represents the latitude.



*5.4 Plot ozone profiles where STD < 10% (dark without errors)*

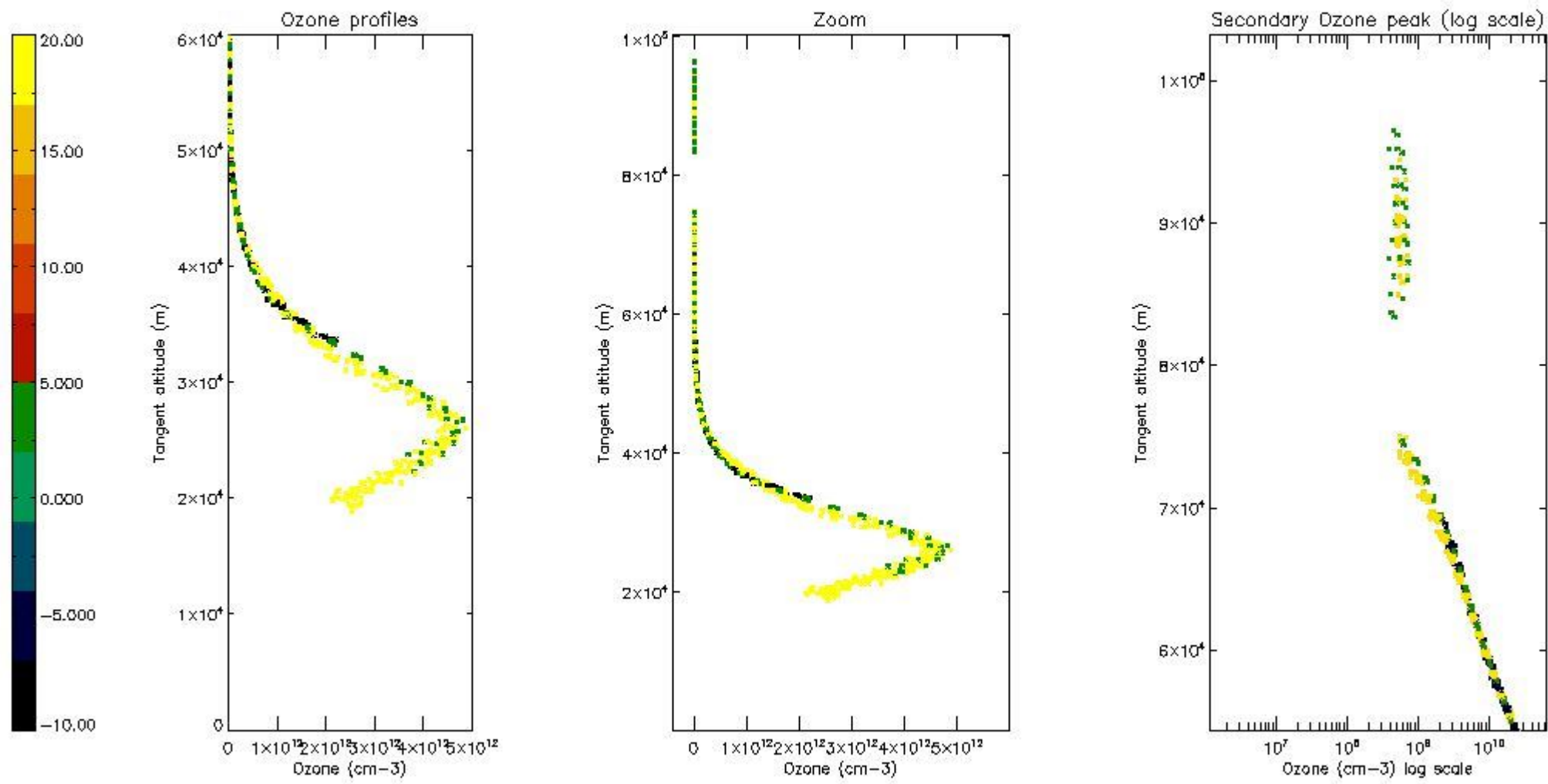
The colorbar represents the latitude.





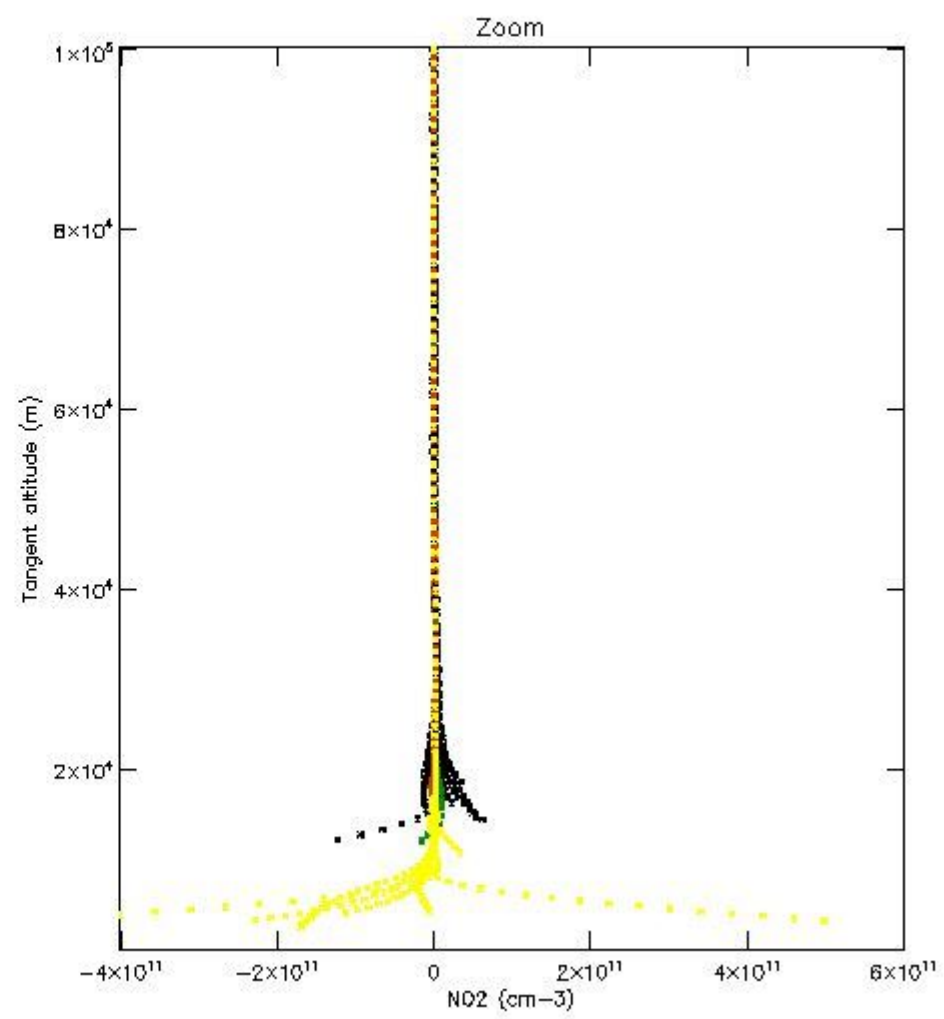
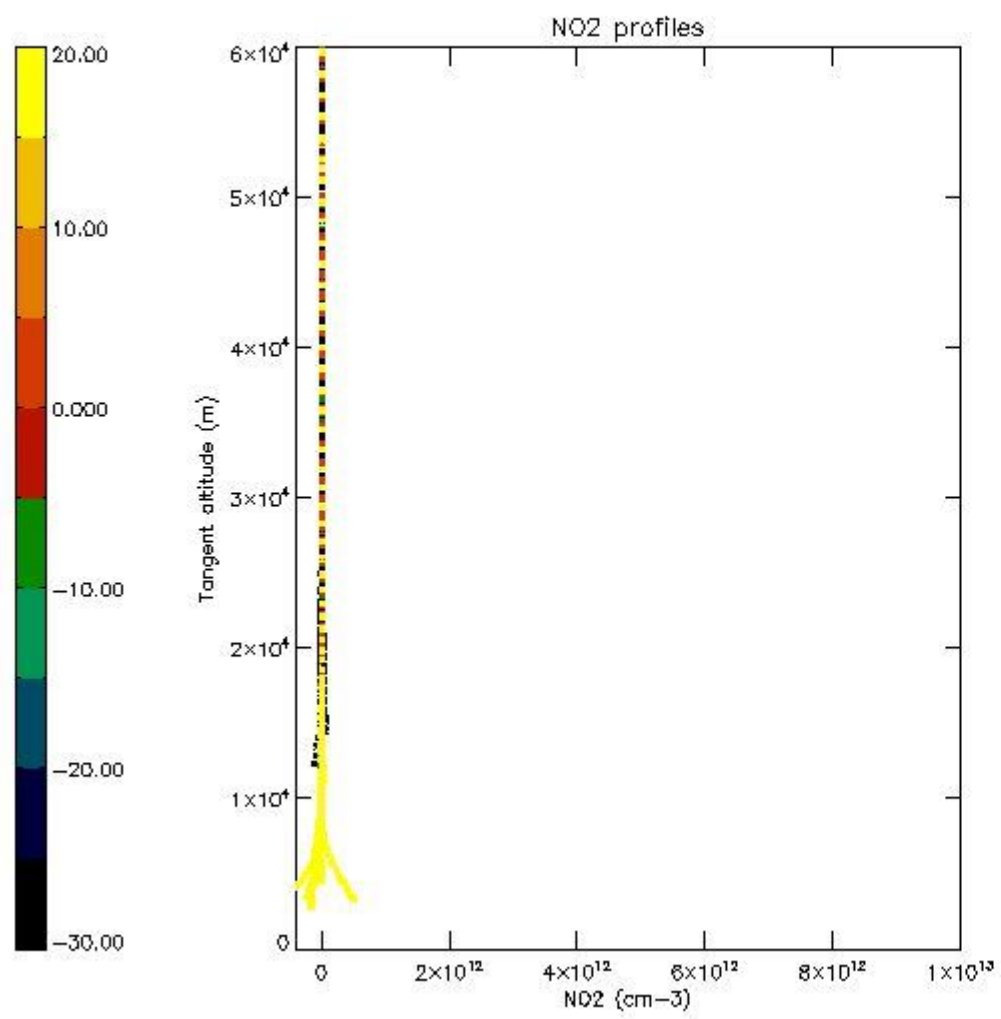
*5.5 Plot ozone profiles where  $STD < 5\%$  (dark without errors)*

The colorbar represents the latitude.



*5.6 Plot NO<sub>2</sub> profiles for all STD (dark without errors)*

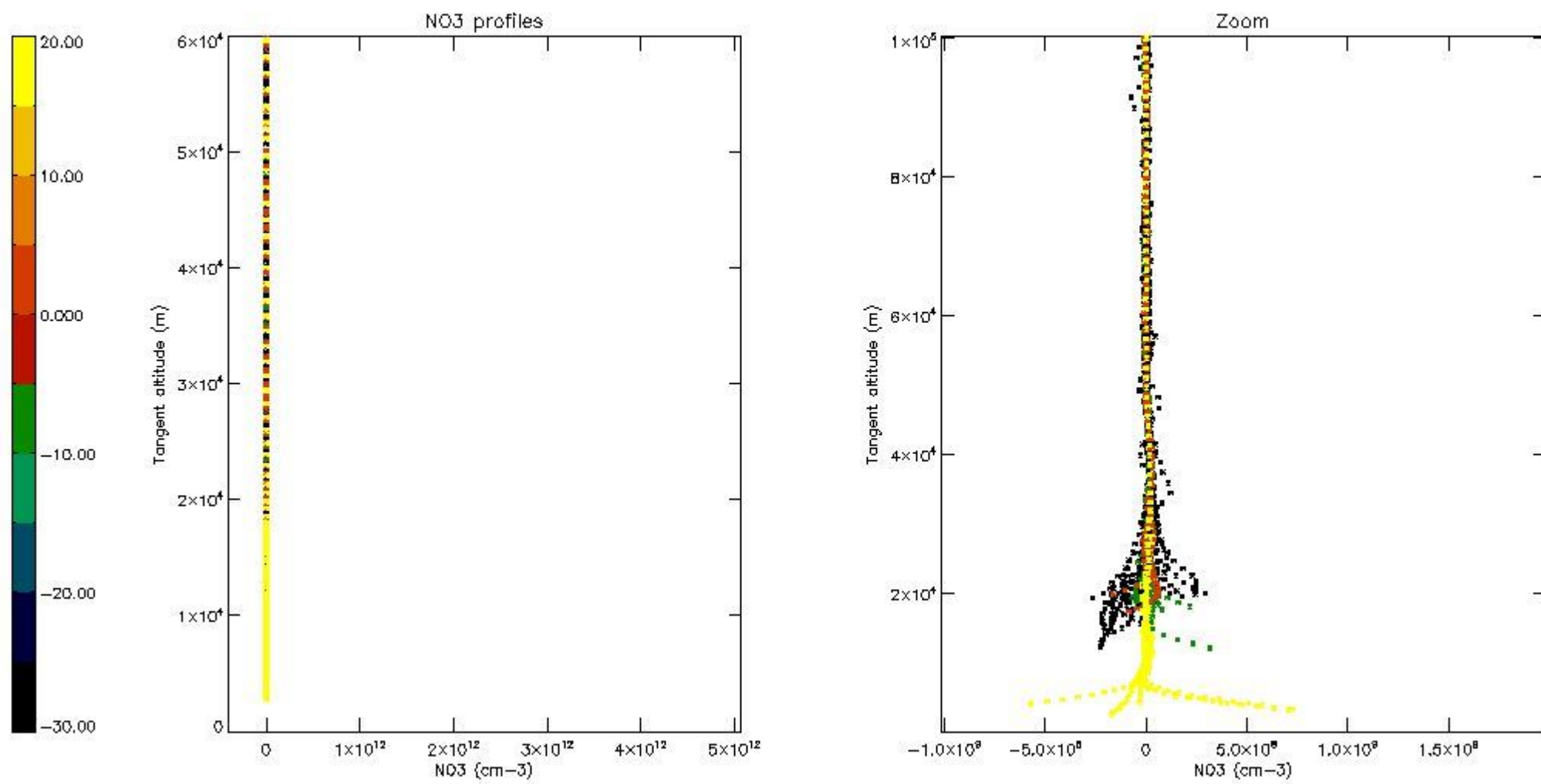
The colorbar represents the latitude.



*5.7 Plot NO3 profiles for all STD (dark without errors)*

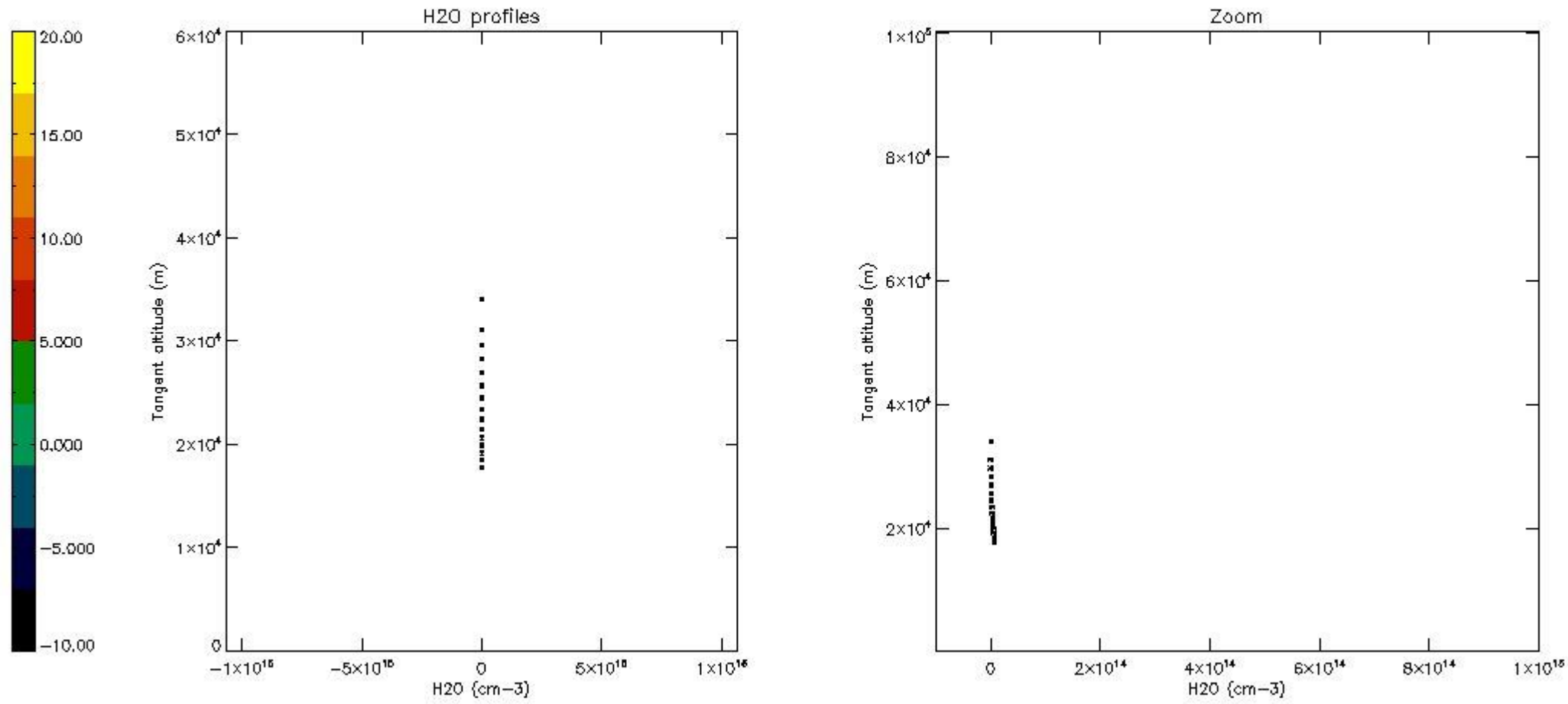
The colorbar represents the latitude.





*5.8 Plot H2O profiles for all STD (only for occultations of stars 1,2,3,4,13,14,16,26,63 dark without errors)*

The colorbar represents the latitude.



## 6. Auxiliary Data Files used for the production reported in section 2

The number reported in the third column indicates since which file (see list in section 2) the corresponding auxiliary file has been used. The fourth column is the date of those product files.

Type	Auxiliary Filename	Used since product	Used since product date
INST_PHYS_CHARACTERISTICS	GOM_INS_AXVIEC20091111_143220_20030716_120000_20500101_000000	1	11-NOV-2008 00:04:31
LEVEL-2_PROC_CONFIG	GOM_PR2_AXVIEC20091111_152718_20020301_000000_20500101_000000	1	11-NOV-2008 00:04:31
CROSS_SECTIONS_FILE	GOM_CRS_AXVIEC20091111_154832_20020301_000000_20500101_000000	1	11-NOV-2008 00:04:31

# GOMOS Level 2 Daily Report

## SUMMARY

### [1. General Info](#)

### [2. Summary of processed GOM\\_NL\\_2P products](#)

### [3. Level 2 Quality information per product](#)

#### [3.1 Plot of level 2 quality information per product \(time dependant\)](#)

#### [3.2 Plot of level 2 quality information per product \(world map\)](#)

### [4. Level 1 Quality information per product \(stored on level 2 products\)](#)

#### [4.1 Plot of level 1 quality information per product \(time dependant\)](#)

##### [4.1.1 Plot of level 1 quality information per product \(time dependant\): ASCENDING](#)

##### [4.1.2 Plot of level 1 quality information per product \(time dependant\): DESCENDING](#)

#### [4.2 Plot of level 1 quality information per product \(world map\)](#)

##### [4.2.1 Plot of level 1 quality information per product \(world map\): ASCENDING](#)

##### [4.2.2 Plot of level 1 quality information per product \(world map\): DESCENDING](#)

### [5. Ozone profiles based on quality statistics and other trace gas profiles](#)

#### [5.1 Ozone statistics based on quality of products](#)

#### [5.2 Plot ozone profiles for all STD \(dark without errors\)](#)

#### [5.3 Plot ozone profiles where STD < 20% \(dark without errors\)](#)

#### [5.4. Plot ozone profiles where STD < 10% \(dark without errors\)](#)

#### [5.5. Plot ozone profiles where STD < 5% \(dark without errors\)](#)

#### [5.6 Plot NO2 profiles for all STD \(dark without errors\)](#)

#### [5.7 Plot NO3 profiles for all STD \(dark without errors\)](#)

#### [5.8 Plot H2O profiles \(only for occultations of stars 1,2,3,4,13,14,16,26,63 dark without errors\) for all STD](#)

### [6. Auxiliary Data Files used for the production reported in section 2](#)



This report presents the daily analysis on parameters extracted from GOMOS level 2 data (GOM\_NL\_\_2P). It is intended to monitor some important parameters that will impact the quality of these products. A list of level 2 products (and content) that have arrived during the reporting day to the PCF is also given.

Item	Value
Time of report generation	25APR2013 21:56:42
Data source version	GOMOS/6.01
Start time of products	11-11-2008 (11NOV2008 00:00:00)
Stop time of products	12-11-2008 (12NOV2008 00:00:00)
Store outputs in DB	Yes
Nb of level 2 prods	263
Nb of prods with errors	0

## 2. Summary of processed GOM\_NL\_\_2P products.

Nr	Filename	UTC Start time	Limb	Duration	Star Id	Star Name	Star Mag	Star Temp	Nb Meas	Orbit	Prod. error
1	GOM_NL__2PRFIN20081111_000431_000000392073_00403_35026_0776.N1	11-NOV-2008 00:04:31	Dark	39.000	29	Bet Car	1.6720	10200.	78	35026	No
2	GOM_NL__2PRFIN20081111_001044_000000492073_00403_35026_0777.N1	11-NOV-2008 00:10:44	Dark	49.000	2	Alp Car	-0.73600	7000.0	98	35026	No
3	GOM_NL__2PRFIN20081111_001955_000000392073_00403_35026_0778.N1	11-NOV-2008 00:19:55	Straylight	38.500	157	The1Eri	2.9060	9300.0	77	35026	No
4	GOM_NL__2PRFIN20081111_003311_000000512073_00403_35026_0779.N1	11-NOV-2008 00:33:11	Twilight	51.000	94	92Alp Cet	2.5260	3100.0	102	35026	No
5	GOM_NL__2PRFIN20081111_003753_000000382073_00403_35026_0780.N1	11-NOV-2008 00:37:53	Bright	38.000	105	6Bet Ari	2.6450	8900.0	76	35026	No
6	GOM_NL__2PRFIN20081111_004159_000000372073_00403_35026_0781.N1	11-NOV-2008 00:41:59	Bright	36.500	173	4Bet Tri	3.0040	8900.0	73	35026	No
7	GOM_NL__2PRFIN20081111_004403_000000392073_00403_35026_0782.N1	11-NOV-2008 00:44:03	Bright	39.000	73	57Gam1And	2.2600	13100.	78	35026	No
8	GOM_NL__2PRFIN20081111_004732_000000412073_00403_35026_0783.N1	11-NOV-2008 00:47:32	Bright	40.500	35	33Alp Per	1.7950	6250.0	81	35026	No
9	GOM_NL__2PRFIN20081111_004900_000000332073_00403_35026_0784.N1	11-NOV-2008 00:49:00	Bright	33.000	110	37Del Cas	2.6780	8900.0	66	35026	No
10	GOM_NL__2PRFIN20081111_005713_000000352073_00403_35026_0785.N1	11-NOV-2008 00:57:13	Bright	35.000	49	1Alp UMi	1.9900	6300.0	70	35026	No
11	GOM_NL__2PRFIN20081111_010127_000000362073_00403_35026_0786.N1	11-NOV-2008 01:01:27	Bright	35.500	60	7Bet UMi	2.0810	3950.0	71	35026	No
12	GOM_NL__2PRFIN20081111_010504_000000402073_00403_35026_0787.N1	11-NOV-2008 01:05:04	Bright	40.000	36	50Alp UMa	1.8000	6300.0	80	35026	No
13	GOM_NL__2PRFIN20081111_010642_000000592073_00403_35026_0788.N1	11-NOV-2008 01:06:42	Bright	59.000	82	48Bet UMa	2.3650	10600.	118	35026	No
14	GOM_NL__2PRFIN20081111_011037_000000422073_00403_35026_0789.N1	11-NOV-2008 01:10:37	Bright	41.500	174	52Psi UMa	3.0040	4400.0	83	35026	No
15	GOM_NL__2PRFIN20081111_011212_000000352073_00403_35026_0790.N1	11-NOV-2008 01:12:12	Bright	34.500	152	12Alp2CVn	2.8900	11000.	69	35026	No
16	GOM_NL__2PRFIN20081111_011958_000000382073_00403_35026_0791.N1	11-NOV-2008 01:19:58	Bright	38.000	62	94Bet Leo	2.1360	9700.0	76	35026	No
17	GOM_NL__2PRFIN20081111_012830_000000412073_00403_35026_0792.N1	11-NOV-2008 01:28:30	Twilight	40.500	100	4Gam Crv	2.5800	13100.	81	35026	No
18	GOM_NL__2PRFIN20081111_013000_000000412073_00403_35026_0793.N1	11-NOV-2008 01:30:00	Twilight	41.000	171	2Eps Crv	3.0010	4250.0	82	35026	No
19	GOM_NL__2PRFIN20081111_013906_000000452073_00403_35026_0794.N1	11-NOV-2008 01:39:06	Dark	44.500	113	Mu Vel	2.6920	5000.0	89	35026	No
20	GOM_NL__2PRFIN20081111_014507_000000382073_00404_35027_0787.N1	11-NOV-2008 01:45:07	Dark	37.500	29	Bet Car	1.6720	10200.	75	35027	No
21	GOM_NL__2PRFIN20081111_015120_000000512073_00404_35027_0788.N1	11-NOV-2008 01:51:20	Dark	51.000	2	Alp Car	-0.73600	7000.0	102	35027	No
22	GOM_NL__2PRFIN20081111_020032_000000392073_00404_35027_0789.N1	11-NOV-2008 02:00:32	Straylight	39.000	157	The1Eri	2.9060	9300.0	78	35027	No
23	GOM_NL__2PRFIN20081111_021347_000000512073_00404_35027_0790.N1	11-NOV-2008 02:13:47	Twilight	50.500	94	92Alp Cet	2.5260	3100.0	101	35027	No
24	GOM_NL__2PRFIN20081111_021829_000000382073_00404_35027_0791.N1	11-NOV-2008 02:18:29	Bright	37.500	105	6Bet Ari	2.6450	8900.0	75	35027	No
25	GOM_NL__2PRFIN20081111_022235_000000362073_00404_35027_0792.N1	11-NOV-2008 02:22:35	Bright	36.000	173	4Bet Tri	3.0040	8900.0	72	35027	No
26	GOM_NL__2PRFIN20081111_022439_000000372073_00404_35027_0793.N1	11-NOV-2008 02:24:39	Bright	37.000	73	57Gam1And	2.2600	13100.	74	35027	No
27	GOM_NL__2PRFIN20081111_022807_000000412073_00404_35027_0794.N1	11-NOV-2008 02:28:07	Bright	40.500	35	33Alp Per	1.7950	6250.0	81	35027	No
28	GOM_NL__2PRFIN20081111_022936_000000352073_00404_35027_0795.N1	11-NOV-2008 02:29:36	Bright	34.500	110	37Del Cas	2.6780	8900.0	69	35027	No
29	GOM_NL__2PRFIN20081111_023749_000000322073_00404_35027_0796.N1	11-NOV-2008 02:37:49	Bright	32.000	49	1Alp UMi	1.9900	6300.0	64	35027	No
30	GOM_NL__2PRFIN20081111_024203_000000362073_00404_35027_0797.N1	11-NOV-2008 02:42:03	Bright	36.000	60	7Bet UMi	2.0810	3950.0	72	35027	No
31	GOM_NL__2PRFIN20081111_024539_000000402073_00404_35027_0798.N1	11-NOV-2008 02:45:39	Bright	39.500	36	50Alp UMa	1.8000	6300.0	79	35027	No
32	GOM_NL__2PRFIN20081111_024717_000000402073_00404_35027_0799.N1	11-NOV-2008 02:47:17	Bright	40.000	82	48Bet UMa	2.3650	10600.	80	35027	No
33	GOM_NL__2PRFIN20081111_025113_000000422073_00404_35027_0800.N1	11-NOV-2008 02:51:13	Bright	41.500	174	52Psi UMa	3.0040	4400.0	83	35027	No
34	GOM_NL__2PRFIN20081111_025248_000000352073_00404_35027_0801.N1	11-NOV-2008 02:52:48	Bright	34.500	152	12Alp2CVn	2.8900	11000.	69	35027	No
35	GOM_NL__2PRFIN20081111_030035_000000392073_00404_35027_0802.N1	11-NOV-2008 03:00:35	Bright	39.000	62	94Bet Leo	2.1360	9700.0	78	35027	No
36	GOM_NL__2PRFIN20081111_030906_000000412073_00404_35027_0803.N1	11-NOV-2008 03:09:06	Twilight	41.000	100	4Gam Crv	2.5800	13100.	82	35027	No
37	GOM_NL__2PRFIN20081111_031036_000000422073_00404_35027_0804.N1	11-NOV-2008 03:10:36	Twilight	42.000	171	2Eps Crv	3.0010	4250.0	84	35027	No
38	GOM_NL__2PRFIN20081111_031942_000000392073_00404_35027_0805.N1	11-NOV-2008 03:19:42	Dark	38.500	113	Mu Vel	2.6920	5000.0	77	35027	No
39	GOM_NL__2PRFIN20081111_032544_000000392073_00405_35028_0807.N1	11-NOV-2008 03:25:44	Dark	38.500	29	Bet Car	1.6720	10200.	77	35028	No
40	GOM_NL__2PRFIN20081111_033157_000000622073_00405_35028_0808.N1	11-NOV-2008 03:31:57	Dark	61.500	2	Alp Car	-0.73600	7000.0	123	35028	No
41	GOM_NL__2PRFIN20081111_034108_000000402073_00405_35028_0809.N1	11-NOV-2008 03:41:08	Straylight	39.500	157	The1Eri	2.9060	9300.0	79	35028	No
42	GOM_NL__2PRFIN20081111_035423_000000512073_00405_35028_0810.N1	11-NOV-2008 03:54:23	Twilight	50.500	94	92Alp Cet	2.5260	3100.0	101	35028	No

43	GOM_NL__2PRFIN20081111_035905_000000362073_00405_35028_0811.N1	11-NOV-2008 03:59:05	Bright	36.000	105	6Bet Ari	2.6450	8900.0	72	35028	No
44	GOM_NL__2PRFIN20081111_040311_000000362073_00405_35028_0812.N1	11-NOV-2008 04:03:11	Bright	35.500	173	4Bet Tri	3.0040	8900.0	71	35028	No
45	GOM_NL__2PRFIN20081111_040515_000000372073_00405_35028_0813.N1	11-NOV-2008 04:05:15	Bright	37.000	73	57Gam1And	2.2600	13100.	74	35028	No
46	GOM_NL__2PRFIN20081111_040843_000000412073_00405_35028_0814.N1	11-NOV-2008 04:08:43	Bright	41.000	35	33Alp Per	1.7950	6250.0	82	35028	No
47	GOM_NL__2PRFIN20081111_041012_000000352073_00405_35028_0815.N1	11-NOV-2008 04:10:12	Bright	34.500	110	37Del Cas	2.6780	8900.0	69	35028	No
48	GOM_NL__2PRFIN20081111_041825_000000342073_00405_35028_0816.N1	11-NOV-2008 04:18:25	Bright	34.000	49	1Alp UMi	1.9900	6300.0	68	35028	No
49	GOM_NL__2PRFIN20081111_042239_000000372073_00405_35028_0817.N1	11-NOV-2008 04:22:39	Bright	36.500	60	7Bet UMi	2.0810	3950.0	73	35028	No
50	GOM_NL__2PRFIN20081111_042615_000000412073_00405_35028_0818.N1	11-NOV-2008 04:26:15	Bright	40.500	36	50Alp UMa	1.8000	6300.0	81	35028	No
51	GOM_NL__2PRFIN20081111_042753_000000422073_00405_35028_0819.N1	11-NOV-2008 04:27:53	Bright	41.500	82	48Bet UMa	2.3650	10600.	83	35028	No
52	GOM_NL__2PRFIN20081111_043149_000000402073_00405_35028_0820.N1	11-NOV-2008 04:31:49	Bright	39.500	174	52Psi UMa	3.0040	4400.0	79	35028	No
53	GOM_NL__2PRFIN20081111_043324_000000342073_00405_35028_0821.N1	11-NOV-2008 04:33:24	Bright	33.500	152	12Alp2CVn	2.8900	11000.	67	35028	No
54	GOM_NL__2PRFIN20081111_044111_000000392073_00405_35028_0822.N1	11-NOV-2008 04:41:11	Bright	38.500	62	94Bet Leo	2.1360	9700.0	77	35028	No
55	GOM_NL__2PRFIN20081111_044943_000000402073_00405_35028_0823.N1	11-NOV-2008 04:49:43	Twilight	39.500	100	4Gam Crv	2.5800	13100.	79	35028	No
56	GOM_NL__2PRFIN20081111_045113_000000442073_00405_35028_0824.N1	11-NOV-2008 04:51:13	Twilight	44.000	171	2Eps Crv	3.0010	4250.0	88	35028	No
57	GOM_NL__2PRFIN20081111_050019_000000402073_00405_35028_0825.N1	11-NOV-2008 05:00:19	Dark	39.500	113	Mu Vel	2.6920	5000.0	79	35028	No
58	GOM_NL__2PRFIN20081111_050620_000000382073_00406_35029_0821.N1	11-NOV-2008 05:06:20	Dark	37.500	29	Bet Car	1.6720	10200.	75	35029	No
59	GOM_NL__2PRFIN20081111_051234_000000602073_00406_35029_0822.N1	11-NOV-2008 05:12:34	Dark	60.000	2	Alp Car	-0.73600	7000.0	120	35029	No
60	GOM_NL__2PRFIN20081111_052144_000000392073_00406_35029_0823.N1	11-NOV-2008 05:21:44	Straylight	39.000	157	The1Eri	2.9060	9300.0	78	35029	No
61	GOM_NL__2PRFIN20081111_053459_000000492073_00406_35029_0824.N1	11-NOV-2008 05:34:59	Twilight	49.000	94	92Alp Cet	2.5260	3100.0	98	35029	No
62	GOM_NL__2PRFIN20081111_053941_000000372073_00406_35029_0825.N1	11-NOV-2008 05:39:41	Bright	36.500	105	6Bet Ari	2.6450	8900.0	73	35029	No
63	GOM_NL__2PRFIN20081111_054347_000000352073_00406_35029_0826.N1	11-NOV-2008 05:43:47	Bright	35.000	173	4Bet Tri	3.0040	8900.0	70	35029	No
64	GOM_NL__2PRFIN20081111_054551_000000392073_00406_35029_0827.N1	11-NOV-2008 05:45:51	Bright	38.500	73	57Gam1And	2.2600	13100.	77	35029	No
65	GOM_NL__2PRFIN20081111_054918_000000402073_00406_35029_0828.N1	11-NOV-2008 05:49:18	Bright	39.500	35	33Alp Per	1.7950	6250.0	79	35029	No
66	GOM_NL__2PRFIN20081111_055048_000000352073_00406_35029_0829.N1	11-NOV-2008 05:50:48	Bright	35.000	110	37Del Cas	2.6780	8900.0	70	35029	No
67	GOM_NL__2PRFIN20081111_055901_000000372073_00406_35029_0830.N1	11-NOV-2008 05:59:01	Bright	36.500	49	1Alp UMi	1.9900	6300.0	73	35029	No
68	GOM_NL__2PRFIN20081111_060315_000000382073_00406_35029_0831.N1	11-NOV-2008 06:03:15	Bright	38.000	60	7Bet UMi	2.0810	3950.0	76	35029	No
69	GOM_NL__2PRFIN20081111_060651_000000412073_00406_35029_0832.N1	11-NOV-2008 06:06:51	Bright	41.000	36	50Alp UMa	1.8000	6300.0	82	35029	No
70	GOM_NL__2PRFIN20081111_060829_000000402073_00406_35029_0833.N1	11-NOV-2008 06:08:29	Bright	40.000	82	48Bet UMa	2.3650	10600.	80	35029	No
71	GOM_NL__2PRFIN20081111_061225_000000452073_00406_35029_0834.N1	11-NOV-2008 06:12:25	Bright	45.000	174	52Psi UMa	3.0040	4400.0	90	35029	No
72	GOM_NL__2PRFIN20081111_061400_000000352073_00406_35029_0835.N1	11-NOV-2008 06:14:00	Bright	34.500	152	12Alp2CVn	2.8900	11000.	69	35029	No
73	GOM_NL__2PRFIN20081111_062147_000000402073_00406_35029_0836.N1	11-NOV-2008 06:21:47	Bright	40.000	62	94Bet Leo	2.1360	9700.0	80	35029	No
74	GOM_NL__2PRFIN20081111_063019_000000422073_00406_35029_0837.N1	11-NOV-2008 06:30:19	Twilight	41.500	100	4Gam Crv	2.5800	13100.	83	35029	No
75	GOM_NL__2PRFIN20081111_063149_000000432073_00406_35029_0838.N1	11-NOV-2008 06:31:49	Twilight	43.000	171	2Eps Crv	3.0010	4250.0	86	35029	No
76	GOM_NL__2PRFIN20081111_064055_000000412073_00406_35029_0839.N1	11-NOV-2008 06:40:55	Dark	41.000	113	Mu Vel	2.6920	5000.0	82	35029	No
77	GOM_NL__2PRFIN20081111_064657_000000392073_00407_35030_0833.N1	11-NOV-2008 06:46:57	Dark	38.500	29	Bet Car	1.6720	10200.	77	35030	No
78	GOM_NL__2PRFIN20081111_065310_000000502073_00407_35030_0834.N1	11-NOV-2008 06:53:10	Dark	50.000	2	Alp Car	-0.73600	7000.0	100	35030	No
79	GOM_NL__2PRFIN20081111_070220_000000382073_00407_35030_0835.N1	11-NOV-2008 07:02:20	Straylight	38.000	157	The1Eri	2.9060	9300.0	76	35030	No
80	GOM_NL__2PRFIN20081111_071535_000000532073_00407_35030_0836.N1	11-NOV-2008 07:15:35	Twilight	52.500	94	92Alp Cet	2.5260	3100.0	105	35030	No
81	GOM_NL__2PRFIN20081111_072017_000000372073_00407_35030_0837.N1	11-NOV-2008 07:20:17	Bright	37.000	105	6Bet Ari	2.6450	8900.0	74	35030	No
82	GOM_NL__2PRFIN20081111_072423_000000372073_00407_35030_0838.N1	11-NOV-2008 07:24:23	Bright	36.500	173	4Bet Tri	3.0040	8900.0	73	35030	No
83	GOM_NL__2PRFIN20081111_072627_000000392073_00407_35030_0839.N1	11-NOV-2008 07:26:27	Bright	38.500	73	57Gam1And	2.2600	13100.	77	35030	No
84	GOM_NL__2PRFIN20081111_072954_000000422073_00407_35030_0840.N1	11-NOV-2008 07:29:54	Bright	41.500	35	33Alp Per	1.7950	6250.0	83	35030	No
85	GOM_NL__2PRFIN20081111_073124_000000502073_00407_35030_0841.N1	11-NOV-2008 07:31:24	Bright	50.000	110	37Del Cas	2.6780	8900.0	100	35030	No
86	GOM_NL__2PRFIN20081111_073937_000000342073_00407_35030_0842.N1	11-NOV-2008 07:39:37	Bright	33.500	49	1Alp UMi	1.9900	6300.0	67	35030	No
87	GOM_NL__2PRFIN20081111_074351_000000382073_00407_35030_0843.N1	11-NOV-2008 07:43:51	Bright	37.500	60	7Bet UMi	2.0810	3950.0	75	35030	No
88	GOM_NL__2PRFIN20081111_074727_000000412073_00407_35030_0844.N1	11-NOV-2008 07:47:27	Bright	41.000	36	50Alp UMa	1.8000	6300.0	82	35030	No
89	GOM_NL__2PRFIN20081111_074905_000000402073_00407_35030_0845.N1	11-NOV-2008 07:49:05	Bright	40.000	82	48Bet UMa	2.3650	10600.	80	35030	No
90	GOM_NL__2PRFIN20081111_075301_000000382073_00407_35030_0846.N1	11-NOV-2008 07:53:01	Bright	38.000	174	52Psi UMa	3.0040	4400.0	76	35030	No
91	GOM_NL__2PRFIN20081111_075436_000000352073_00407_35030_0847.N1	11-NOV-2008 07:54:36	Bright	34.500	152	12Alp2CVn	2.8900	11000.	69	35030	No
92	GOM_NL__2PRFIN20081111_080224_000000392073_00407_35030_0848.N1	11-NOV-2008 08:02:24	Bright	38.500	62	94Bet Leo	2.1360	9700.0	77	35030	No
93	GOM_NL__2PRFIN20081111_081055_000000392073_00407_35030_0849.N1	11-NOV-2008 08:10:55	Twilight	38.500	100	4Gam Crv	2.5800	13100.	77	35030	No
94	GOM_NL__2PRFIN20081111_081225_000000432073_00407_35030_0850.N1	11-NOV-2008 08:12:25	Twilight	43.000	171	2Eps Crv	3.0010	4250.0	86	35030	No
95	GOM_NL__2PRFIN20081111_082132_000000422073_00407_35030_0851.N1	11-NOV-2008 08:21:32	Dark	41.500	113	Mu Vel	2.6920	5000.0	83	35030	No
96	GOM_NL__2PRFIN20081111_082733_000000372073_00408_35031_0847.N1	11-NOV-2008 08:27:33	Dark	37.000	29	Bet Car	1.6720	10200.	74	35031	No
97	GOM_NL__2PRFIN20081111_083347_000000492073_00408_35031_0848.N1	11-NOV-2008 08:33:47	Dark	48.500	2	Alp Car	-0.73600	7000.0	97	35031	No
98	GOM_NL__2PRFIN20081111_084256_000000382073_00408_35031_0849.N1	11-NOV-2008 08:42:56	Straylight	37.500	157	The1Eri	2.9060	9300.0	75	35031	No
99	GOM_NL__2PRFIN20081111_085610_000000512073_00408_35031_0850.N1	11-NOV-2008 08:56:10	Twilight	51.000	94	92Alp Cet	2.5260	3100.0	102	35031	No
100	GOM_NL__2PRFIN20081111_090053_000000362073_00408_35031_0851.N1	11-NOV-2008 09:00:53	Bright	36.000	105	6Bet Ari	2.6450	8900.0	72	35031	No
101	GOM_NL__2PRFIN20081111_090459_000000352073_00408_35031_0852.N1	11-NOV-2008 09:04:59	Bright	34.500	173	4Bet Tri	3.0040	8900.0	69	35031	No

102	GOM_NL__2PRFIN20081111_090702_000000372073_00408_35031_0853.N1	11-NOV-2008 09:07:02	Bright	37.000	73	57Gam1And	2.2600	13100.	74	35031	No
103	GOM_NL__2PRFIN20081111_091029_000000412073_00408_35031_0854.N1	11-NOV-2008 09:10:29	Bright	41.000	35	33Alp Per	1.7950	6250.0	82	35031	No
104	GOM_NL__2PRFIN20081111_091200_000000352073_00408_35031_0855.N1	11-NOV-2008 09:12:00	Bright	35.000	110	37Del Cas	2.6780	8900.0	70	35031	No
105	GOM_NL__2PRFIN20081111_092013_000000362073_00408_35031_0856.N1	11-NOV-2008 09:20:13	Bright	36.000	49	1Alp UMi	1.9900	6300.0	72	35031	No
106	GOM_NL__2PRFIN20081111_092427_000000362073_00408_35031_0857.N1	11-NOV-2008 09:24:27	Bright	35.500	60	7Bet UMi	2.0810	3950.0	71	35031	No
107	GOM_NL__2PRFIN20081111_092803_000000412073_00408_35031_0858.N1	11-NOV-2008 09:28:03	Bright	40.500	36	50Alp UMa	1.8000	6300.0	81	35031	No
108	GOM_NL__2PRFIN20081111_092941_000000412073_00408_35031_0859.N1	11-NOV-2008 09:29:41	Bright	41.000	82	48Bet UMa	2.3650	10600.	82	35031	No
109	GOM_NL__2PRFIN20081111_093337_000000382073_00408_35031_0860.N1	11-NOV-2008 09:33:37	Bright	38.000	174	52Psi UMa	3.0040	4400.0	76	35031	No
110	GOM_NL__2PRFIN20081111_093513_000000332073_00408_35031_0861.N1	11-NOV-2008 09:35:13	Bright	33.000	152	12Alp2CVn	2.8900	11000.	66	35031	No
111	GOM_NL__2PRFIN20081111_094300_000000392073_00408_35031_0862.N1	11-NOV-2008 09:43:00	Bright	39.000	62	94Bet Leo	2.1360	9700.0	78	35031	No
112	GOM_NL__2PRFIN20081111_095132_000000412073_00408_35031_0863.N1	11-NOV-2008 09:51:32	Twilight	40.500	100	4Gam Crv	2.5800	13100.	81	35031	No
113	GOM_NL__2PRFIN20081111_095302_000000432073_00408_35031_0864.N1	11-NOV-2008 09:53:02	Twilight	42.500	171	2Eps Crv	3.0010	4250.0	85	35031	No
114	GOM_NL__2PRFIN20081111_100208_000000432073_00408_35031_0865.N1	11-NOV-2008 10:02:08	Dark	42.500	113	Mu Vel	2.6920	5000.0	85	35031	No
115	GOM_NL__2PRFIN20081111_100809_000000382073_00409_35032_0857.N1	11-NOV-2008 10:08:09	Dark	38.000	29	Bet Car	1.6720	10200.	76	35032	No
116	GOM_NL__2PRFIN20081111_101424_000000472073_00409_35032_0858.N1	11-NOV-2008 10:14:24	Dark	46.500	2	Alp Car	-0.73600	7000.0	93	35032	No
117	GOM_NL__2PRFIN20081111_102333_000000392073_00409_35032_0859.N1	11-NOV-2008 10:23:33	Straylight	39.000	157	The1Eri	2.9060	9300.0	78	35032	No
118	GOM_NL__2PRFIN20081111_103646_000000512073_00409_35032_0860.N1	11-NOV-2008 10:36:46	Twilight	51.000	94	92Alp Cet	2.5260	3100.0	102	35032	No
119	GOM_NL__2PRFIN20081111_104128_000000372073_00409_35032_0861.N1	11-NOV-2008 10:41:28	Bright	37.000	105	6Bet Ari	2.6450	8900.0	74	35032	No
120	GOM_NL__2PRFIN20081111_104534_000000362073_00409_35032_0862.N1	11-NOV-2008 10:45:34	Bright	35.500	173	4Bet Tri	3.0040	8900.0	71	35032	No
121	GOM_NL__2PRFIN20081111_104738_000000392073_00409_35032_0863.N1	11-NOV-2008 10:47:38	Bright	39.000	73	57Gam1And	2.2600	13100.	78	35032	No
122	GOM_NL__2PRFIN20081111_105105_000000432073_00409_35032_0864.N1	11-NOV-2008 10:51:05	Bright	42.500	35	33Alp Per	1.7950	6250.0	85	35032	No
123	GOM_NL__2PRFIN20081111_105236_000000352073_00409_35032_0865.N1	11-NOV-2008 10:52:36	Bright	35.000	110	37Del Cas	2.6780	8900.0	70	35032	No
124	GOM_NL__2PRFIN20081111_110049_000000362073_00409_35032_0866.N1	11-NOV-2008 11:00:49	Bright	35.500	49	1Alp UMi	1.9900	6300.0	71	35032	No
125	GOM_NL__2PRFIN20081111_110503_000000382073_00409_35032_0867.N1	11-NOV-2008 11:05:03	Bright	37.500	60	7Bet UMi	2.0810	3950.0	75	35032	No
126	GOM_NL__2PRFIN20081111_110838_000000412073_00409_35032_0868.N1	11-NOV-2008 11:08:38	Bright	41.000	36	50Alp UMa	1.8000	6300.0	82	35032	No
127	GOM_NL__2PRFIN20081111_111016_000000412073_00409_35032_0869.N1	11-NOV-2008 11:10:16	Bright	41.000	82	48Bet UMa	2.3650	10600.	82	35032	No
128	GOM_NL__2PRFIN20081111_111413_000000292073_00409_35032_0870.N1	11-NOV-2008 11:14:13	Twilight	29.000	174	52Psi UMa	3.0040	4400.0	58	35032	No
129	GOM_NL__2PRFIN20081111_111548_000000342073_00409_35032_0871.N1	11-NOV-2008 11:15:48	Bright	34.000	152	12Alp2CVn	2.8900	11000.	68	35032	No
130	GOM_NL__2PRFIN20081111_112336_000000392073_00409_35032_0872.N1	11-NOV-2008 11:23:36	Bright	39.000	62	94Bet Leo	2.1360	9700.0	78	35032	No
131	GOM_NL__2PRFIN20081111_113208_000000422073_00409_35032_0873.N1	11-NOV-2008 11:32:08	Twilight	41.500	100	4Gam Crv	2.5800	13100.	83	35032	No
132	GOM_NL__2PRFIN20081111_113338_000000432073_00409_35032_0874.N1	11-NOV-2008 11:33:38	Twilight	42.500	171	2Eps Crv	3.0010	4250.0	85	35032	No
133	GOM_NL__2PRFIN20081111_114245_000000422073_00409_35032_0875.N1	11-NOV-2008 11:42:45	Dark	41.500	113	Mu Vel	2.6920	5000.0	83	35032	No
134	GOM_NL__2PRFIN20081111_114845_000000392073_00410_35033_0884.N1	11-NOV-2008 11:48:45	Dark	38.500	29	Bet Car	1.6720	10200.	77	35033	No
135	GOM_NL__2PRFIN20081111_115500_000000592073_00410_35033_0885.N1	11-NOV-2008 11:55:00	Dark	59.000	2	Alp Car	-0.73600	7000.0	118	35033	No
136	GOM_NL__2PRFIN20081111_120409_000000382073_00410_35033_0886.N1	11-NOV-2008 12:04:09	Straylight	38.000	157	The1Eri	2.9060	9300.0	76	35033	No
137	GOM_NL__2PRFIN20081111_121722_000000512073_00410_35033_0887.N1	11-NOV-2008 12:17:22	Twilight	51.000	94	92Alp Cet	2.5260	3100.0	102	35033	No
138	GOM_NL__2PRFIN20081111_122204_000000382073_00410_35033_0888.N1	11-NOV-2008 12:22:04	Bright	37.500	105	6Bet Ari	2.6450	8900.0	75	35033	No
139	GOM_NL__2PRFIN20081111_122610_000000362073_00410_35033_0889.N1	11-NOV-2008 12:26:10	Bright	35.500	173	4Bet Tri	3.0040	8900.0	71	35033	No
140	GOM_NL__2PRFIN20081111_122814_000000372073_00410_35033_0890.N1	11-NOV-2008 12:28:14	Bright	36.500	73	57Gam1And	2.2600	13100.	73	35033	No
141	GOM_NL__2PRFIN20081111_123140_000000422073_00410_35033_0891.N1	11-NOV-2008 12:31:40	Bright	42.000	35	33Alp Per	1.7950	6250.0	84	35033	No
142	GOM_NL__2PRFIN20081111_123312_000000362073_00410_35033_0892.N1	11-NOV-2008 12:33:12	Bright	35.500	110	37Del Cas	2.6780	8900.0	71	35033	No
143	GOM_NL__2PRFIN20081111_124125_000000362073_00410_35033_0893.N1	11-NOV-2008 12:41:25	Bright	36.000	49	1Alp UMi	1.9900	6300.0	72	35033	No
144	GOM_NL__2PRFIN20081111_124539_000000332073_00410_35033_0894.N1	11-NOV-2008 12:45:39	Bright	33.000	60	7Bet UMi	2.0810	3950.0	66	35033	No
145	GOM_NL__2PRFIN20081111_124914_000000412073_00410_35033_0895.N1	11-NOV-2008 12:49:14	Bright	40.500	36	50Alp UMa	1.8000	6300.0	81	35033	No
146	GOM_NL__2PRFIN20081111_125052_000000392073_00410_35033_0896.N1	11-NOV-2008 12:50:52	Bright	39.000	82	48Bet UMa	2.3650	10600.	78	35033	No
147	GOM_NL__2PRFIN20081111_125448_000000292073_00410_35033_0897.N1	11-NOV-2008 12:54:48	Twilight	29.000	174	52Psi UMa	3.0040	4400.0	58	35033	No
148	GOM_NL__2PRFIN20081111_125624_000000342073_00410_35033_0898.N1	11-NOV-2008 12:56:24	Bright	34.000	152	12Alp2CVn	2.8900	11000.	68	35033	No
149	GOM_NL__2PRFIN20081111_130412_000000582073_00410_35033_0899.N1	11-NOV-2008 13:04:12	Bright	58.000	62	94Bet Leo	2.1360	9700.0	116	35033	No
150	GOM_NL__2PRFIN20081111_131244_000000402073_00410_35033_0900.N1	11-NOV-2008 13:12:44	Twilight	40.000	100	4Gam Crv	2.5800	13100.	80	35033	No
151	GOM_NL__2PRFIN20081111_131414_000000392073_00410_35033_0901.N1	11-NOV-2008 13:14:14	Twilight	39.000	171	2Eps Crv	3.0010	4250.0	78	35033	No
152	GOM_NL__2PRFIN20081111_132321_000000432073_00410_35033_0902.N1	11-NOV-2008 13:23:21	Dark	42.500	113	Mu Vel	2.6920	5000.0	85	35033	No
153	GOM_NL__2PRFIN20081111_132922_000000432073_00411_35034_0897.N1	11-NOV-2008 13:29:22	Dark	43.000	29	Bet Car	1.6720	10200.	86	35034	No
154	GOM_NL__2PRFIN20081111_133537_000000482073_00411_35034_0898.N1	11-NOV-2008 13:35:37	Dark	47.500	2	Alp Car	-0.73600	7000.0	95	35034	No
155	GOM_NL__2PRFIN20081111_134445_000000392073_00411_35034_0899.N1	11-NOV-2008 13:44:45	Straylight	39.000	157	The1Eri	2.9060	9300.0	78	35034	No
156	GOM_NL__2PRFIN20081111_135758_000000522073_00411_35034_0900.N1	11-NOV-2008 13:57:58	Twilight	52.000	94	92Alp Cet	2.5260	3100.0	104	35034	No
157	GOM_NL__2PRFIN20081111_140240_000000372073_00411_35034_0901.N1	11-NOV-2008 14:02:40	Bright	37.000	105	6Bet Ari	2.6450	8900.0	74	35034	No
158	GOM_NL__2PRFIN20081111_140646_000000372073_00411_35034_0902.N1	11-NOV-2008 14:06:46	Bright	36.500	173	4Bet Tri	3.0040	8900.0	73	35034	No
159	GOM_NL__2PRFIN20081111_140850_000000382073_00411_35034_0903.N1	11-NOV-2008 14:08:50	Bright	37.500	73	57Gam1And	2.2600	13100.	75	35034	No
160	GOM_NL__2PRFIN20081111_141216_000000412073_00411_35034_0904.N1	11-NOV-2008 14:12:16	Bright	40.500	35	33Alp Per	1.7950	6250.0	81	35034	No



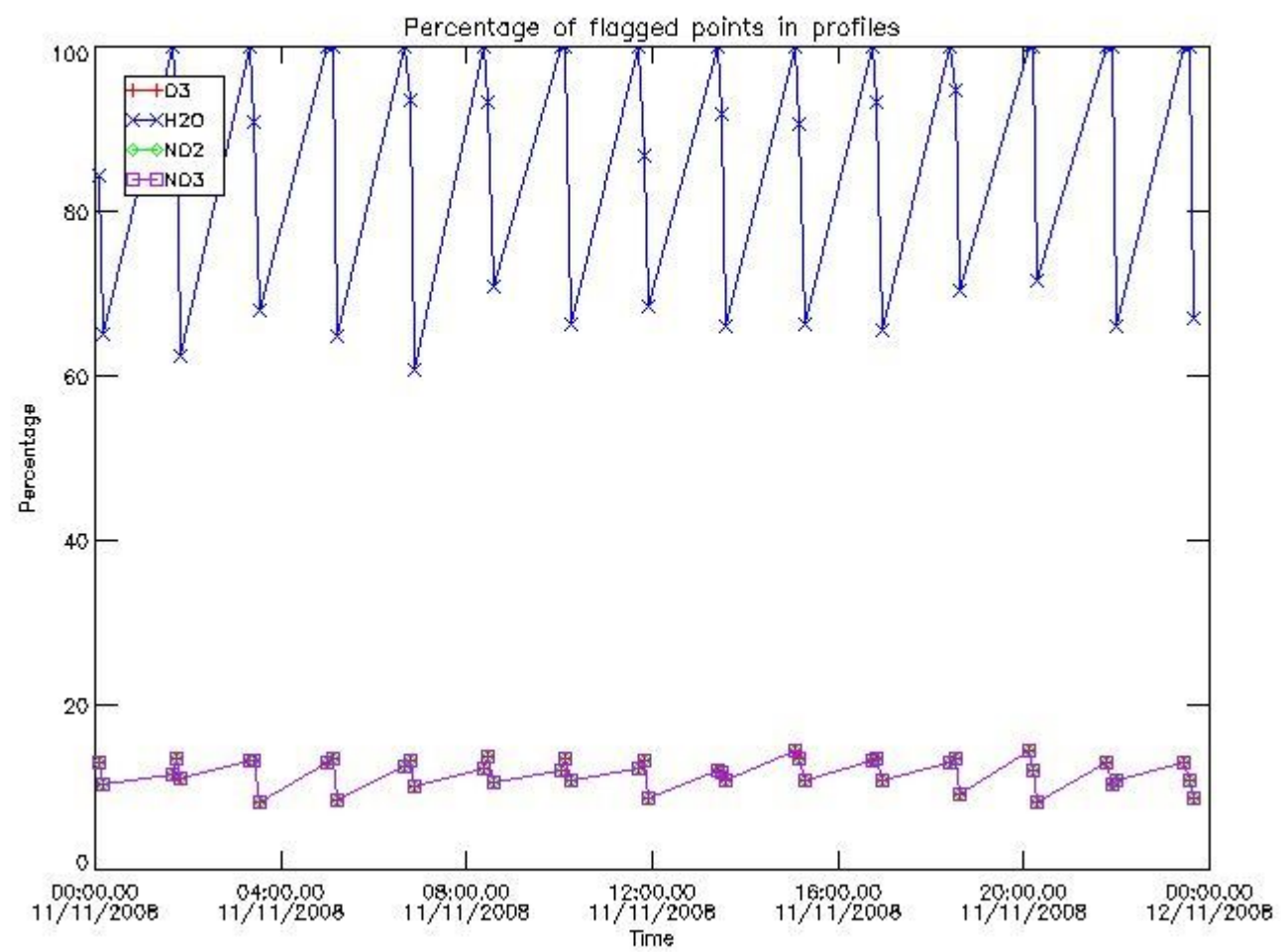
161	GOM_NL__2PRFIN20081111_141348_000000352073_00411_35034_0905.N1	11-NOV-2008 14:13:48	Bright	35.000	110	37Del Cas	2.6780	8900.0	70	35034	No
162	GOM_NL__2PRFIN20081111_142200_000000362073_00411_35034_0906.N1	11-NOV-2008 14:22:00	Bright	36.000	49	1Alp UMi	1.9900	6300.0	72	35034	No
163	GOM_NL__2PRFIN20081111_142615_000000372073_00411_35034_0907.N1	11-NOV-2008 14:26:15	Bright	36.500	60	7Bet UMi	2.0810	3950.0	73	35034	No
164	GOM_NL__2PRFIN20081111_142950_000000392073_00411_35034_0908.N1	11-NOV-2008 14:29:50	Bright	39.000	36	50Alp UMa	1.8000	6300.0	78	35034	No
165	GOM_NL__2PRFIN20081111_143128_000000572073_00411_35034_0909.N1	11-NOV-2008 14:31:28	Bright	57.000	82	48Bet UMa	2.3650	10600.	114	35034	No
166	GOM_NL__2PRFIN20081111_143701_000000342073_00411_35034_0910.N1	11-NOV-2008 14:37:01	Bright	34.000	152	12Alp2CVn	2.8900	11000.	68	35034	No
167	GOM_NL__2PRFIN20081111_144449_000000392073_00411_35034_0911.N1	11-NOV-2008 14:44:49	Bright	38.500	62	94Bet Leo	2.1360	9700.0	77	35034	No
168	GOM_NL__2PRFIN20081111_145321_000000422073_00411_35034_0912.N1	11-NOV-2008 14:53:21	Twilight	42.000	100	4Gam Crv	2.5800	13100.	84	35034	No
169	GOM_NL__2PRFIN20081111_145451_000000402073_00411_35034_0913.N1	11-NOV-2008 14:54:51	Twilight	40.000	171	2Eps Crv	3.0010	4250.0	80	35034	No
170	GOM_NL__2PRFIN20081111_150357_000000392073_00411_35034_0914.N1	11-NOV-2008 15:03:57	Dark	38.500	113	Mu Vel	2.6920	5000.0	77	35034	No
171	GOM_NL__2PRFIN20081111_150958_000000382073_00412_35035_0911.N1	11-NOV-2008 15:09:58	Dark	38.000	29	Bet Car	1.6720	10200.	76	35035	No
172	GOM_NL__2PRFIN20081111_151613_000000472073_00412_35035_0912.N1	11-NOV-2008 15:16:13	Dark	46.500	2	Alp Car	-0.73600	7000.0	93	35035	No
173	GOM_NL__2PRFIN20081111_152521_000000402073_00412_35035_0913.N1	11-NOV-2008 15:25:21	Straylight	39.500	157	The1Eri	2.9060	9300.0	79	35035	No
174	GOM_NL__2PRFIN20081111_153834_000000502073_00412_35035_0914.N1	11-NOV-2008 15:38:34	Twilight	50.000	94	92Alp Cet	2.5260	3100.0	100	35035	No
175	GOM_NL__2PRFIN20081111_154316_000000372073_00412_35035_0915.N1	11-NOV-2008 15:43:16	Bright	37.000	105	6Bet Ari	2.6450	8900.0	74	35035	No
176	GOM_NL__2PRFIN20081111_154722_000000362073_00412_35035_0916.N1	11-NOV-2008 15:47:22	Bright	36.000	173	4Bet Tri	3.0040	8900.0	72	35035	No
177	GOM_NL__2PRFIN20081111_154926_000000372073_00412_35035_0917.N1	11-NOV-2008 15:49:26	Bright	37.000	73	57Gam1And	2.2600	13100.	74	35035	No
178	GOM_NL__2PRFIN20081111_155251_000000402073_00412_35035_0918.N1	11-NOV-2008 15:52:51	Bright	40.000	35	33Alp Per	1.7950	6250.0	80	35035	No
179	GOM_NL__2PRFIN20081111_155424_000000362073_00412_35035_0919.N1	11-NOV-2008 15:54:24	Bright	35.500	110	37Del Cas	2.6780	8900.0	71	35035	No
180	GOM_NL__2PRFIN20081111_160236_000000362073_00412_35035_0920.N1	11-NOV-2008 16:02:36	Bright	36.000	49	1Alp UMi	1.9900	6300.0	72	35035	No
181	GOM_NL__2PRFIN20081111_160651_000000372073_00412_35035_0921.N1	11-NOV-2008 16:06:51	Bright	37.000	60	7Bet UMi	2.0810	3950.0	74	35035	No
182	GOM_NL__2PRFIN20081111_161025_000000412073_00412_35035_0922.N1	11-NOV-2008 16:10:25	Bright	40.500	36	50Alp UMa	1.8000	6300.0	81	35035	No
183	GOM_NL__2PRFIN20081111_161204_000000422073_00412_35035_0923.N1	11-NOV-2008 16:12:04	Bright	41.500	82	48Bet UMa	2.3650	10600.	83	35035	No
184	GOM_NL__2PRFIN20081111_161737_000000352073_00412_35035_0924.N1	11-NOV-2008 16:17:37	Bright	34.500	152	12Alp2CVn	2.8900	11000.	69	35035	No
185	GOM_NL__2PRFIN20081111_162525_000000502073_00412_35035_0925.N1	11-NOV-2008 16:25:25	Bright	49.500	62	94Bet Leo	2.1360	9700.0	99	35035	No
186	GOM_NL__2PRFIN20081111_163357_000000412073_00412_35035_0926.N1	11-NOV-2008 16:33:57	Twilight	40.500	100	4Gam Crv	2.5800	13100.	81	35035	No
187	GOM_NL__2PRFIN20081111_163527_000000402073_00412_35035_0927.N1	11-NOV-2008 16:35:27	Twilight	39.500	171	2Eps Crv	3.0010	4250.0	79	35035	No
188	GOM_NL__2PRFIN20081111_164434_000000392073_00412_35035_0928.N1	11-NOV-2008 16:44:34	Dark	38.500	113	Mu Vel	2.6920	5000.0	77	35035	No
189	GOM_NL__2PRFIN20081111_165034_000000382073_00413_35036_0925.N1	11-NOV-2008 16:50:34	Dark	37.500	29	Bet Car	1.6720	10200.	75	35036	No
190	GOM_NL__2PRFIN20081111_165650_000000472073_00413_35036_0926.N1	11-NOV-2008 16:56:50	Dark	47.000	2	Alp Car	-0.73600	7000.0	94	35036	No
191	GOM_NL__2PRFIN20081111_170558_000000402073_00413_35036_0927.N1	11-NOV-2008 17:05:58	Straylight	40.000	157	The1Eri	2.9060	9300.0	80	35036	No
192	GOM_NL__2PRFIN20081111_171910_000000492073_00413_35036_0928.N1	11-NOV-2008 17:19:10	Twilight	48.500	94	92Alp Cet	2.5260	3100.0	97	35036	No
193	GOM_NL__2PRFIN20081111_172352_000000372073_00413_35036_0929.N1	11-NOV-2008 17:23:52	Bright	36.500	105	6Bet Ari	2.6450	8900.0	73	35036	No
194	GOM_NL__2PRFIN20081111_172758_000000362073_00413_35036_0930.N1	11-NOV-2008 17:27:58	Bright	36.000	173	4Bet Tri	3.0040	8900.0	72	35036	No
195	GOM_NL__2PRFIN20081111_173002_000000362073_00413_35036_0931.N1	11-NOV-2008 17:30:02	Bright	36.000	73	57Gam1And	2.2600	13100.	72	35036	No
196	GOM_NL__2PRFIN20081111_173327_000000412073_00413_35036_0932.N1	11-NOV-2008 17:33:27	Bright	40.500	35	33Alp Per	1.7950	6250.0	81	35036	No
197	GOM_NL__2PRFIN20081111_173500_000000362073_00413_35036_0933.N1	11-NOV-2008 17:35:00	Bright	35.500	110	37Del Cas	2.6780	8900.0	71	35036	No
198	GOM_NL__2PRFIN20081111_174312_000000362073_00413_35036_0934.N1	11-NOV-2008 17:43:12	Bright	35.500	49	1Alp UMi	1.9900	6300.0	71	35036	No
199	GOM_NL__2PRFIN20081111_174727_000000362073_00413_35036_0935.N1	11-NOV-2008 17:47:27	Bright	36.000	60	7Bet UMi	2.0810	3950.0	72	35036	No
200	GOM_NL__2PRFIN20081111_175101_000000382073_00413_35036_0936.N1	11-NOV-2008 17:51:01	Bright	38.000	36	50Alp UMa	1.8000	6300.0	76	35036	No
201	GOM_NL__2PRFIN20081111_175239_000000552073_00413_35036_0937.N1	11-NOV-2008 17:52:39	Bright	54.500	82	48Bet UMa	2.3650	10600.	109	35036	No
202	GOM_NL__2PRFIN20081111_175813_000000352073_00413_35036_0938.N1	11-NOV-2008 17:58:13	Bright	35.000	152	12Alp2CVn	2.8900	11000.	70	35036	No
203	GOM_NL__2PRFIN20081111_180601_000000412073_00413_35036_0939.N1	11-NOV-2008 18:06:01	Bright	40.500	62	94Bet Leo	2.1360	9700.0	81	35036	No
204	GOM_NL__2PRFIN20081111_181433_000000382073_00413_35036_0940.N1	11-NOV-2008 18:14:33	Twilight	37.500	100	4Gam Crv	2.5800	13100.	75	35036	No
205	GOM_NL__2PRFIN20081111_181603_000000412073_00413_35036_0941.N1	11-NOV-2008 18:16:03	Twilight	41.000	171	2Eps Crv	3.0010	4250.0	82	35036	No
206	GOM_NL__2PRFIN20081111_182511_000000392073_00413_35036_0942.N1	11-NOV-2008 18:25:11	Dark	39.000	113	Mu Vel	2.6920	5000.0	78	35036	No
207	GOM_NL__2PRFIN20081111_183111_000000382073_00414_35037_0936.N1	11-NOV-2008 18:31:11	Dark	38.000	29	Bet Car	1.6720	10200.	76	35037	No
208	GOM_NL__2PRFIN20081111_183727_000000612073_00414_35037_0937.N1	11-NOV-2008 18:37:27	Dark	60.500	2	Alp Car	-0.73600	7000.0	121	35037	No
209	GOM_NL__2PRFIN20081111_184634_000000402073_00414_35037_0938.N1	11-NOV-2008 18:46:34	Straylight	39.500	157	The1Eri	2.9060	9300.0	79	35037	No
210	GOM_NL__2PRFIN20081111_185945_000000512073_00414_35037_0939.N1	11-NOV-2008 18:59:45	Twilight	50.500	94	92Alp Cet	2.5260	3100.0	101	35037	No
211	GOM_NL__2PRFIN20081111_190428_000000362073_00414_35037_0940.N1	11-NOV-2008 19:04:28	Bright	36.000	105	6Bet Ari	2.6450	8900.0	72	35037	No
212	GOM_NL__2PRFIN20081111_190834_000000362073_00414_35037_0941.N1	11-NOV-2008 19:08:34	Bright	35.500	173	4Bet Tri	3.0040	8900.0	71	35037	No
213	GOM_NL__2PRFIN20081111_191037_000000352073_00414_35037_0942.N1	11-NOV-2008 19:10:37	Bright	34.500	73	57Gam1And	2.2600	13100.	69	35037	No
214	GOM_NL__2PRFIN20081111_191402_000000412073_00414_35037_0943.N1	11-NOV-2008 19:14:02	Bright	41.000	35	33Alp Per	1.7950	6250.0	82	35037	No
215	GOM_NL__2PRFIN20081111_191536_000000352073_00414_35037_0944.N1	11-NOV-2008 19:15:36	Bright	34.500	110	37Del Cas	2.6780	8900.0	69	35037	No
216	GOM_NL__2PRFIN20081111_192348_000000372073_00414_35037_0945.N1	11-NOV-2008 19:23:48	Bright	36.500	49	1Alp UMi	1.9900	6300.0	73	35037	No
217	GOM_NL__2PRFIN20081111_192803_000000372073_00414_35037_0946.N1	11-NOV-2008 19:28:03	Bright	37.000	60	7Bet UMi	2.0810	3950.0	74	35037	No
218	GOM_NL__2PRFIN20081111_193137_000000432073_00414_35037_0947.N1	11-NOV-2008 19:31:37	Bright	42.500	36	50Alp UMa	1.8000	6300.0	85	35037	No
219	GOM_NL__2PRFIN20081111_193315_000000392073_00414_35037_0948.N1	11-NOV-2008 19:33:15	Bright	39.000	82	48Bet UMa	2.3650	10600.	78	35037	No

220	GOM_NL__2PRFIN20081111_193849_000000352073_00414_35037_0949.N1	11-NOV-2008 19:38:49	Bright	35.000	152	12Alp2CVn	2.8900	11000.	70	35037	No
221	GOM_NL__2PRFIN20081111_194637_000000402073_00414_35037_0950.N1	11-NOV-2008 19:46:37	Bright	39.500	62	94Bet Leo	2.1360	9700.0	79	35037	No
222	GOM_NL__2PRFIN20081111_195510_000000382073_00414_35037_0951.N1	11-NOV-2008 19:55:10	Twilight	37.500	100	4Gam Crv	2.5800	13100.	75	35037	No
223	GOM_NL__2PRFIN20081111_195640_000000422073_00414_35037_0952.N1	11-NOV-2008 19:56:40	Twilight	42.000	171	2Eps Crv	3.0010	4250.0	84	35037	No
224	GOM_NL__2PRFIN20081111_200547_000000392073_00414_35037_0953.N1	11-NOV-2008 20:05:47	Dark	39.000	113	Mu Vel	2.6920	5000.0	78	35037	No
225	GOM_NL__2PRFIN20081111_201311_000000472073_00415_35038_0959.N1	11-NOV-2008 20:13:11	Dark	46.500	34	Gam2Vel	1.7930	23000.	93	35038	No
226	GOM_NL__2PRFIN20081111_201803_000000622073_00415_35038_0960.N1	11-NOV-2008 20:18:03	Dark	61.500	2	Alp Car	-0.73600	7000.0	123	35038	No
227	GOM_NL__2PRFIN20081111_202710_000000402073_00415_35038_0961.N1	11-NOV-2008 20:27:10	Straylight	39.500	157	The1Eri	2.9060	9300.0	79	35038	No
228	GOM_NL__2PRFIN20081111_204021_000000492073_00415_35038_0962.N1	11-NOV-2008 20:40:21	Twilight	49.000	94	92Alp Cet	2.5260	3100.0	98	35038	No
229	GOM_NL__2PRFIN20081111_204504_000000372073_00415_35038_0963.N1	11-NOV-2008 20:45:04	Bright	37.000	105	6Bet Ari	2.6450	8900.0	74	35038	No
230	GOM_NL__2PRFIN20081111_204909_000000372073_00415_35038_0964.N1	11-NOV-2008 20:49:09	Bright	36.500	173	4Bet Tri	3.0040	8900.0	73	35038	No
231	GOM_NL__2PRFIN20081111_205113_000000382073_00415_35038_0965.N1	11-NOV-2008 20:51:13	Bright	37.500	73	57Gam1And	2.2600	13100.	75	35038	No
232	GOM_NL__2PRFIN20081111_205438_000000382073_00415_35038_0966.N1	11-NOV-2008 20:54:38	Bright	38.000	35	33Alp Per	1.7950	6250.0	76	35038	No
233	GOM_NL__2PRFIN20081111_205612_000000352073_00415_35038_0967.N1	11-NOV-2008 20:56:12	Bright	35.000	110	37Del Cas	2.6780	8900.0	70	35038	No
234	GOM_NL__2PRFIN20081111_210424_000000372073_00415_35038_0968.N1	11-NOV-2008 21:04:24	Bright	37.000	49	1Alp UMi	1.9900	6300.0	74	35038	No
235	GOM_NL__2PRFIN20081111_210839_000000362073_00415_35038_0969.N1	11-NOV-2008 21:08:39	Bright	36.000	60	7Bet UMi	2.0810	3950.0	72	35038	No
236	GOM_NL__2PRFIN20081111_211213_000000402073_00415_35038_0970.N1	11-NOV-2008 21:12:13	Bright	39.500	36	50Alp UMa	1.8000	6300.0	79	35038	No
237	GOM_NL__2PRFIN20081111_211351_000000402073_00415_35038_0971.N1	11-NOV-2008 21:13:51	Bright	39.500	82	48Bet UMa	2.3650	10600.	79	35038	No
238	GOM_NL__2PRFIN20081111_211925_000000342073_00415_35038_0972.N1	11-NOV-2008 21:19:25	Bright	33.500	152	12Alp2CVn	2.8900	11000.	67	35038	No
239	GOM_NL__2PRFIN20081111_212714_000000402073_00415_35038_0973.N1	11-NOV-2008 21:27:14	Bright	40.000	62	94Bet Leo	2.1360	9700.0	80	35038	No
240	GOM_NL__2PRFIN20081111_213546_000000412073_00415_35038_0974.N1	11-NOV-2008 21:35:46	Twilight	41.000	100	4Gam Crv	2.5800	13100.	82	35038	No
241	GOM_NL__2PRFIN20081111_213716_000000432073_00415_35038_0975.N1	11-NOV-2008 21:37:16	Twilight	42.500	171	2Eps Crv	3.0010	4250.0	85	35038	No
242	GOM_NL__2PRFIN20081111_214623_000000392073_00415_35038_0976.N1	11-NOV-2008 21:46:23	Dark	39.000	113	Mu Vel	2.6920	5000.0	78	35038	No
243	GOM_NL__2PRFIN20081111_215348_000000492073_00416_35039_0975.N1	11-NOV-2008 21:53:48	Dark	49.000	34	Gam2Vel	1.7930	23000.	98	35039	No
244	GOM_NL__2PRFIN20081111_215840_000000482073_00416_35039_0976.N1	11-NOV-2008 21:58:40	Dark	47.500	2	Alp Car	-0.73600	7000.0	95	35039	No
245	GOM_NL__2PRFIN20081111_220746_000000402073_00416_35039_0977.N1	11-NOV-2008 22:07:46	Straylight	40.000	157	The1Eri	2.9060	9300.0	80	35039	No
246	GOM_NL__2PRFIN20081111_222057_000000492073_00416_35039_0978.N1	11-NOV-2008 22:20:57	Twilight	49.000	94	92Alp Cet	2.5260	3100.0	98	35039	No
247	GOM_NL__2PRFIN20081111_222540_000000362073_00416_35039_0979.N1	11-NOV-2008 22:25:40	Bright	36.000	105	6Bet Ari	2.6450	8900.0	72	35039	No
248	GOM_NL__2PRFIN20081111_222945_000000362073_00416_35039_0980.N1	11-NOV-2008 22:29:45	Bright	36.000	173	4Bet Tri	3.0040	8900.0	72	35039	No
249	GOM_NL__2PRFIN20081111_223149_000000382073_00416_35039_0981.N1	11-NOV-2008 22:31:49	Bright	37.500	73	57Gam1And	2.2600	13100.	75	35039	No
250	GOM_NL__2PRFIN20081111_223513_000000382073_00416_35039_0982.N1	11-NOV-2008 22:35:13	Bright	38.000	35	33Alp Per	1.7950	6250.0	76	35039	No
251	GOM_NL__2PRFIN20081111_223648_000000402073_00416_35039_0983.N1	11-NOV-2008 22:36:48	Bright	40.000	110	37Del Cas	2.6780	8900.0	80	35039	No
252	GOM_NL__2PRFIN20081111_224500_000000362073_00416_35039_0984.N1	11-NOV-2008 22:45:00	Bright	36.000	49	1Alp UMi	1.9900	6300.0	72	35039	No
253	GOM_NL__2PRFIN20081111_224915_000000362073_00416_35039_0985.N1	11-NOV-2008 22:49:15	Bright	36.000	60	7Bet UMi	2.0810	3950.0	72	35039	No
254	GOM_NL__2PRFIN20081111_225249_000000402073_00416_35039_0986.N1	11-NOV-2008 22:52:49	Bright	40.000	36	50Alp UMa	1.8000	6300.0	80	35039	No
255	GOM_NL__2PRFIN20081111_225427_000000412073_00416_35039_0987.N1	11-NOV-2008 22:54:27	Bright	40.500	82	48Bet UMa	2.3650	10600.	81	35039	No
256	GOM_NL__2PRFIN20081111_230001_000000342073_00416_35039_0988.N1	11-NOV-2008 23:00:01	Bright	33.500	152	12Alp2CVn	2.8900	11000.	67	35039	No
257	GOM_NL__2PRFIN20081111_230750_000000482073_00416_35039_0989.N1	11-NOV-2008 23:07:50	Bright	48.000	62	94Bet Leo	2.1360	9700.0	96	35039	No
258	GOM_NL__2PRFIN20081111_231622_000000432073_00416_35039_0990.N1	11-NOV-2008 23:16:22	Twilight	42.500	100	4Gam Crv	2.5800	13100.	85	35039	No
259	GOM_NL__2PRFIN20081111_231752_000000442073_00416_35039_0991.N1	11-NOV-2008 23:17:52	Twilight	43.500	171	2Eps Crv	3.0010	4250.0	87	35039	No
260	GOM_NL__2PRFIN20081111_232700_000000402073_00416_35039_0992.N1	11-NOV-2008 23:27:00	Dark	39.500	113	Mu Vel	2.6920	5000.0	79	35039	No
261	GOM_NL__2PRFIN20081111_233425_000000472073_00417_35040_0990.N1	11-NOV-2008 23:34:25	Dark	47.000	34	Gam2Vel	1.7930	23000.	94	35040	No
262	GOM_NL__2PRFIN20081111_233916_000000602073_00417_35040_0991.N1	11-NOV-2008 23:39:16	Dark	59.500	2	Alp Car	-0.73600	7000.0	119	35040	No
263	GOM_NL__2PRFIN20081111_234822_000000392073_00417_35040_0992.N1	11-NOV-2008 23:48:22	Straylight	38.500	157	The1Eri	2.9060	9300.0	77	35040	No

### 3. Quality information per product

In this section it is plotted some information contained in the Quality Summary data set of the level 2 products. Only products in dark limb conditions and without errors (error flag in the MPH set to "0") are used.

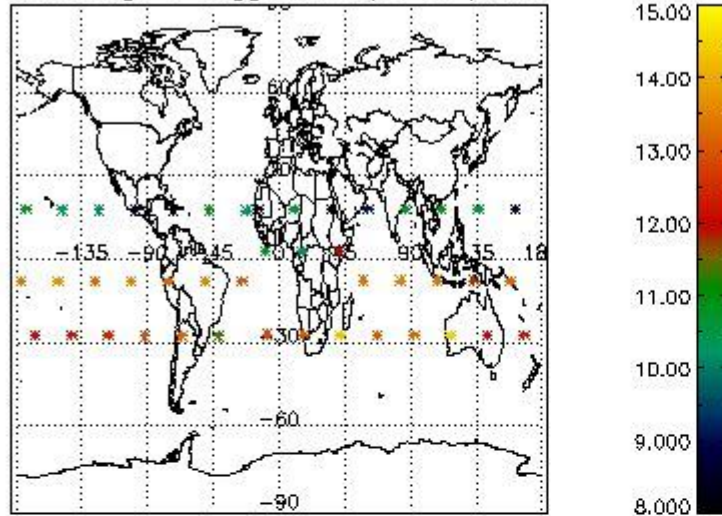
#### 3.1 Plot quality information per product (time dependant)



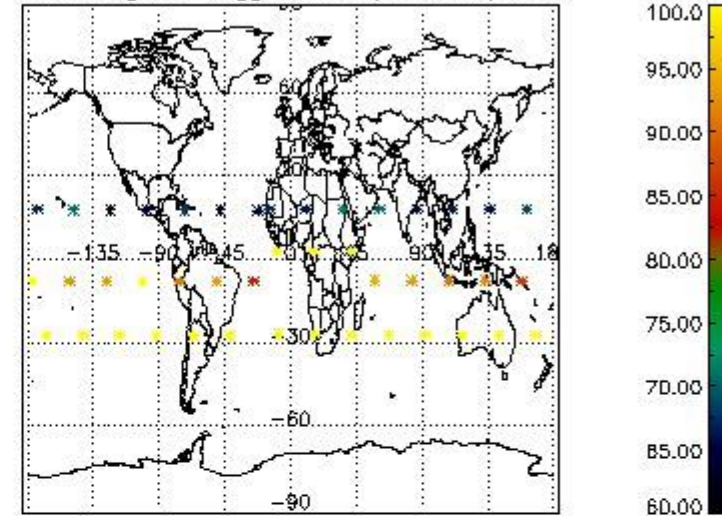
3.2 Plot quality information per product (world map)



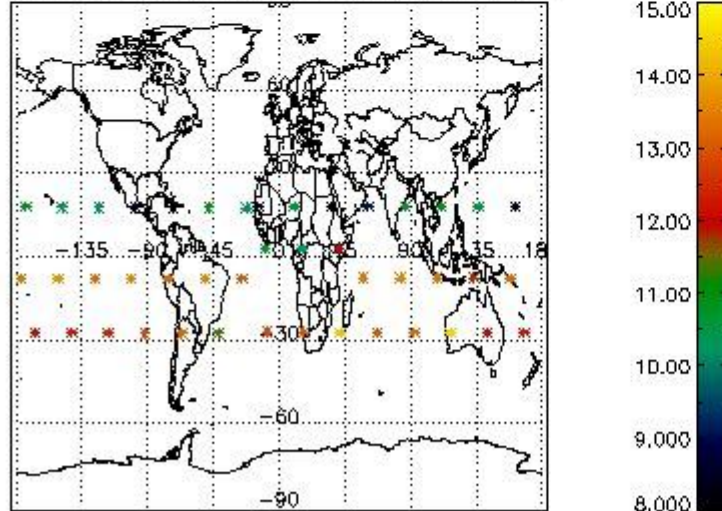
Percentage of flagged data per O3 profile



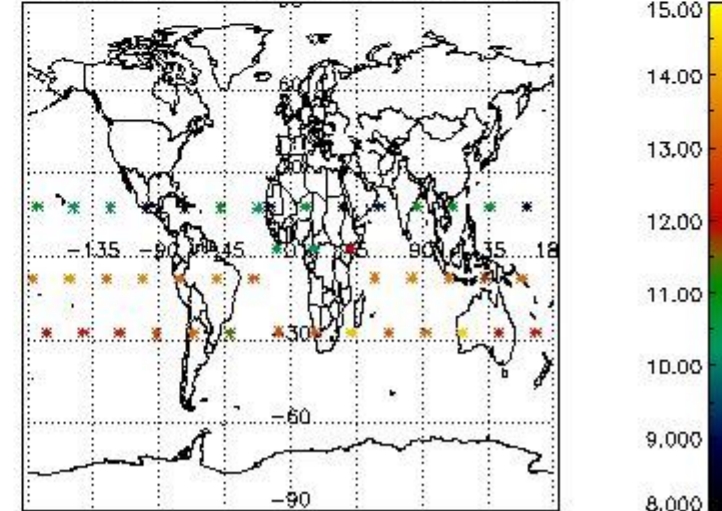
Percentage of flagged data per H2O profile



Percentage of flagged data per NO2 profile



Percentage of flagged data per NO3 profile

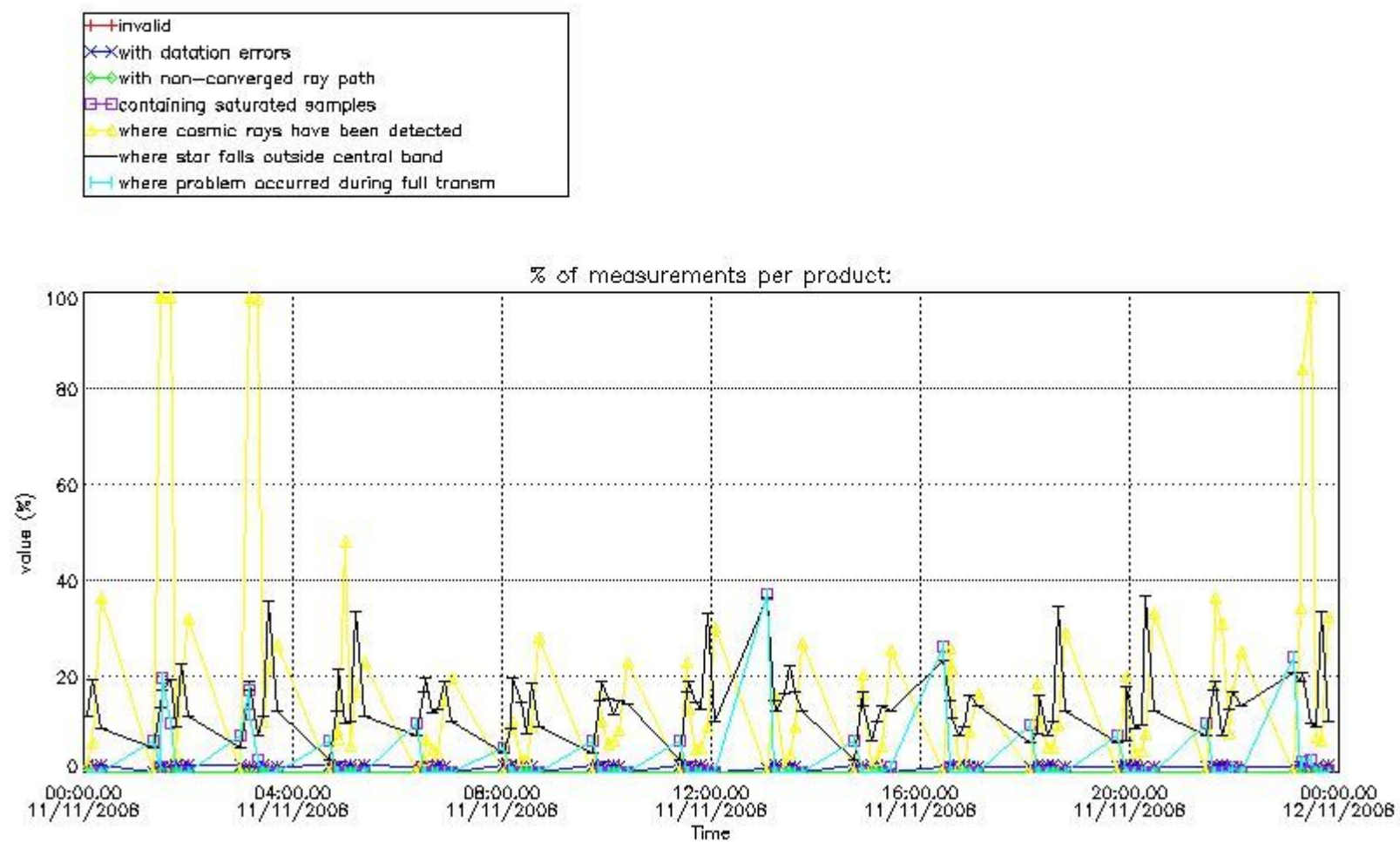


#### 4. Level 1 quality information per product

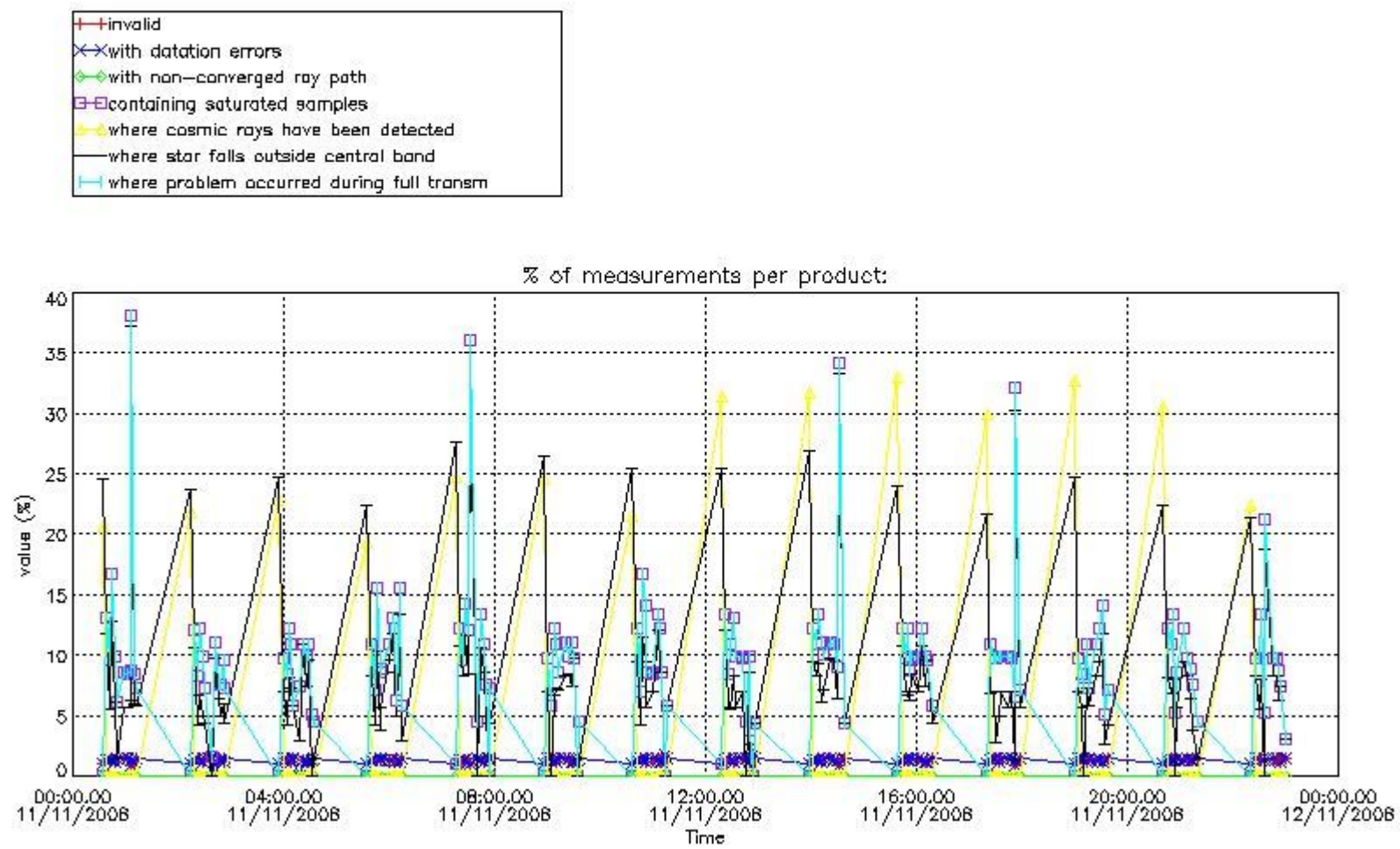
In this section it is plotted some information contained in the Quality Summary data set of the level 2 products that comes from the level 1b processing. Products without errors (error flag in the MPH set to "0") are used.

##### 4.1 Plot quality information per product (time dependant) coming from level 1b processing

###### 4.1.1 Plot level 1 quality information per product (time dependant): ENVISAT ASCENDING passes



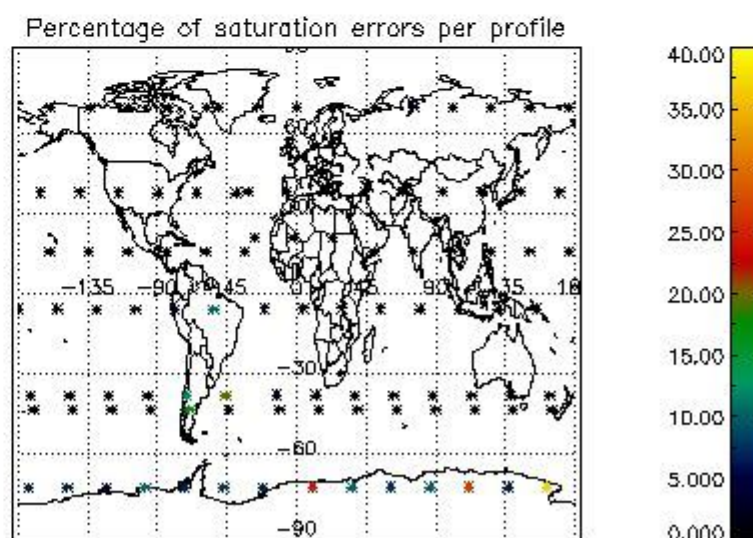
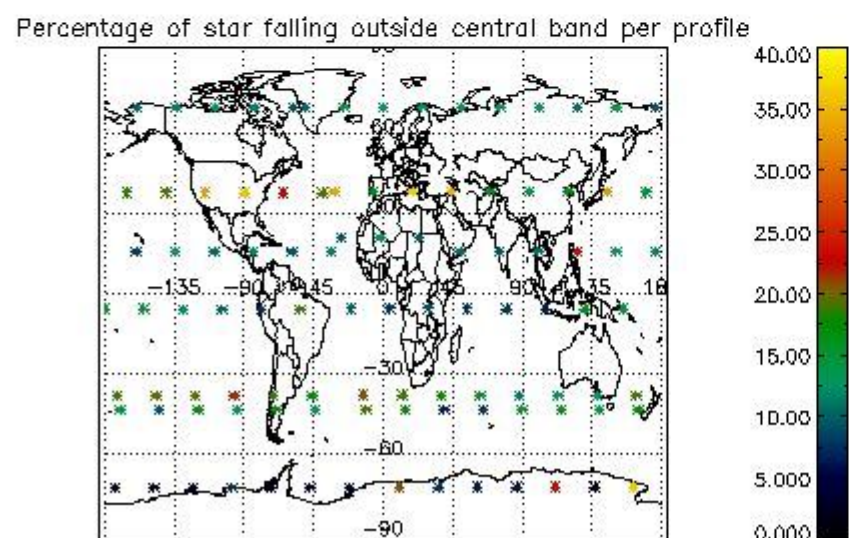
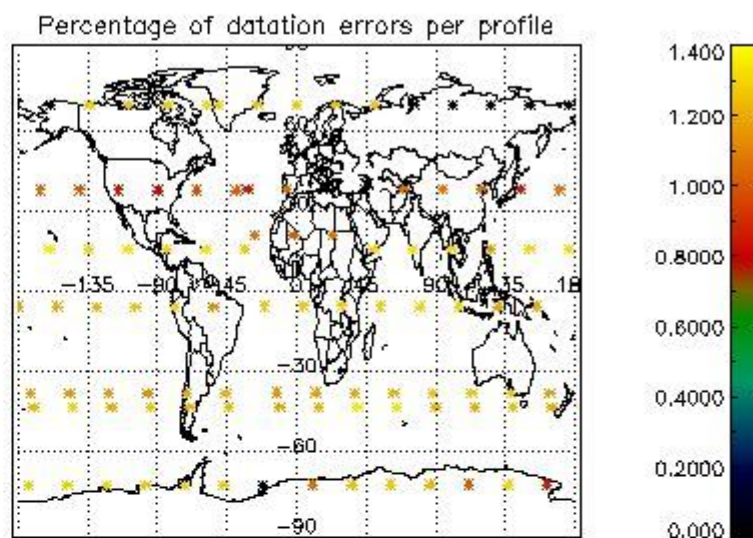
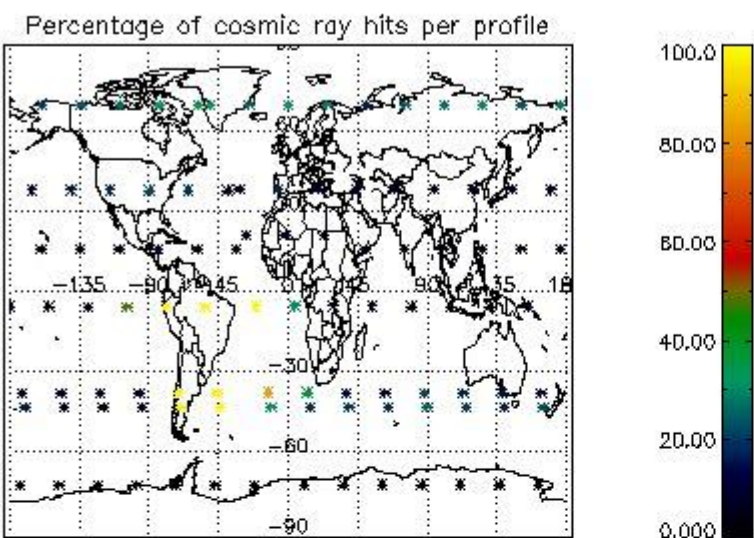
4.1.2 Plot level 1 quality information per product (time dependant): ENVI SAT DESCENDING passes



4.2 Plot quality information per product coming from level 1b processing (world map)

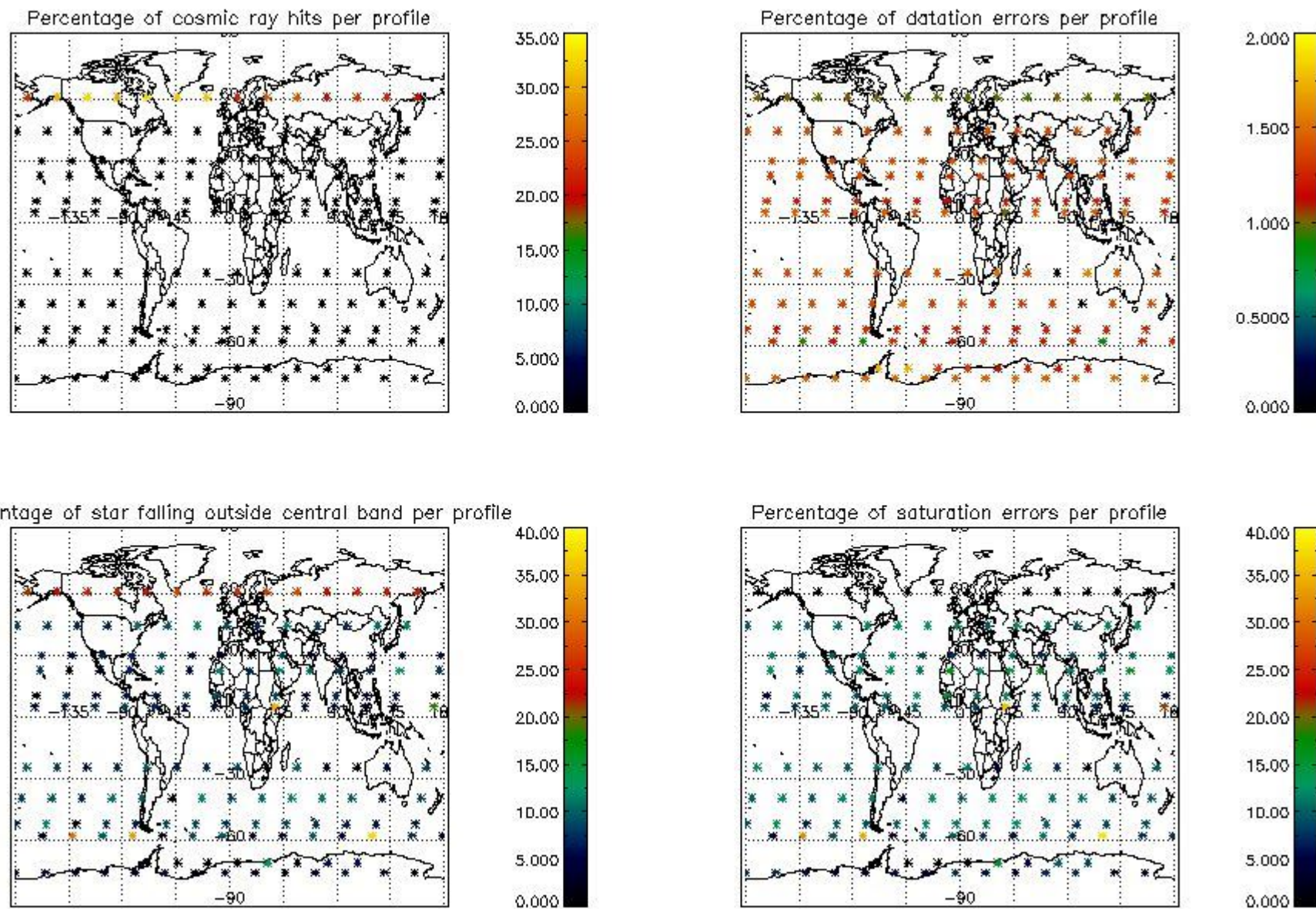
4.2.1 Plot level 1 quality information per product (world map): ENVISAT ASCENDING passes





4.2.2 Plot level 1 quality information per product (world map): ENVISAT DESCENDING passes





## 5. Trace gas profiles

### 5.1 Ozone statistics based on quality of products

The final quality of the products can be "measured" using the STD (Standard Deviation) attached to every point profile. This information is written to the parameter GOM\_NL\_\_2P/NL\_LOCAL\_SPECIES\_DENSITY/o3\_std of the level 2 products. The table below shows the statistics for given STD ranges.

The statistics are given with respect to the overall valid production:

- Products without fatal errors: GOM\_NL\_\_2P/MPH/PRODUCT\_ERR=0
- Valid point profile: GOM\_NL\_\_2P/NL\_LOCAL\_SPECIES\_DENSITY/pcd(0)=0

The 'Criteria' is applied to valid points of dark limb products:

- Products in dark limb illumination condition: GOM\_NL\_\_2P/NL\_SUMMARY\_QUALITY/obs\_ill\_cond=0
- Products without fatal errors: GOM\_NL\_\_2P/MPH/PRODUCT\_ERR=0
- Valid point profile: GOM\_NL\_\_2P/NL\_LOCAL\_SPECIES\_DENSITY/pcd(0)=0

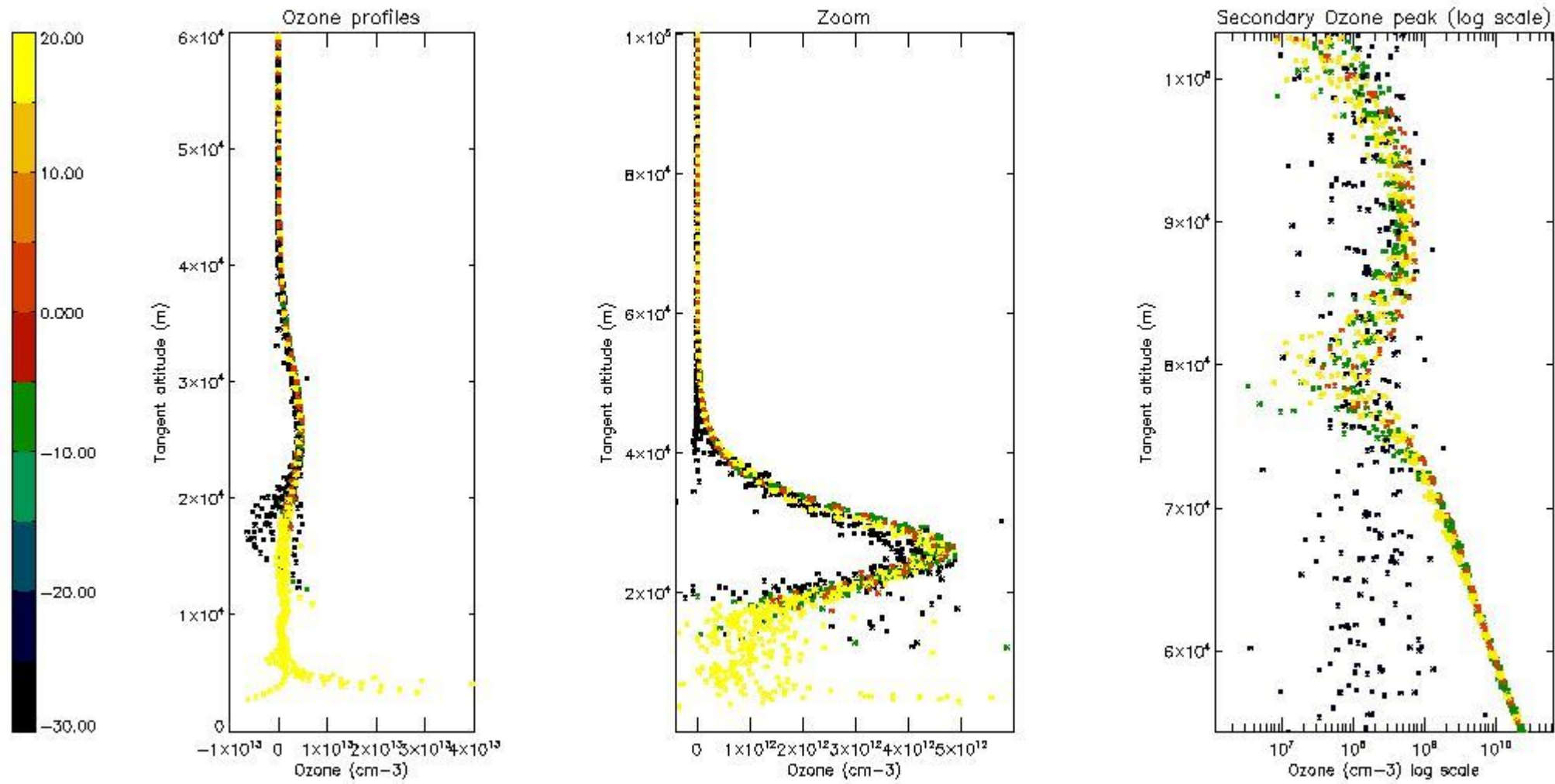
So, the table below shows the percentage of dark limb and valid observations for each criteria with respect to the overall valid daily observations.

Criteria	% of total production
All STD	19
STD < 20	11

STD < 10	8
STD < 5	6

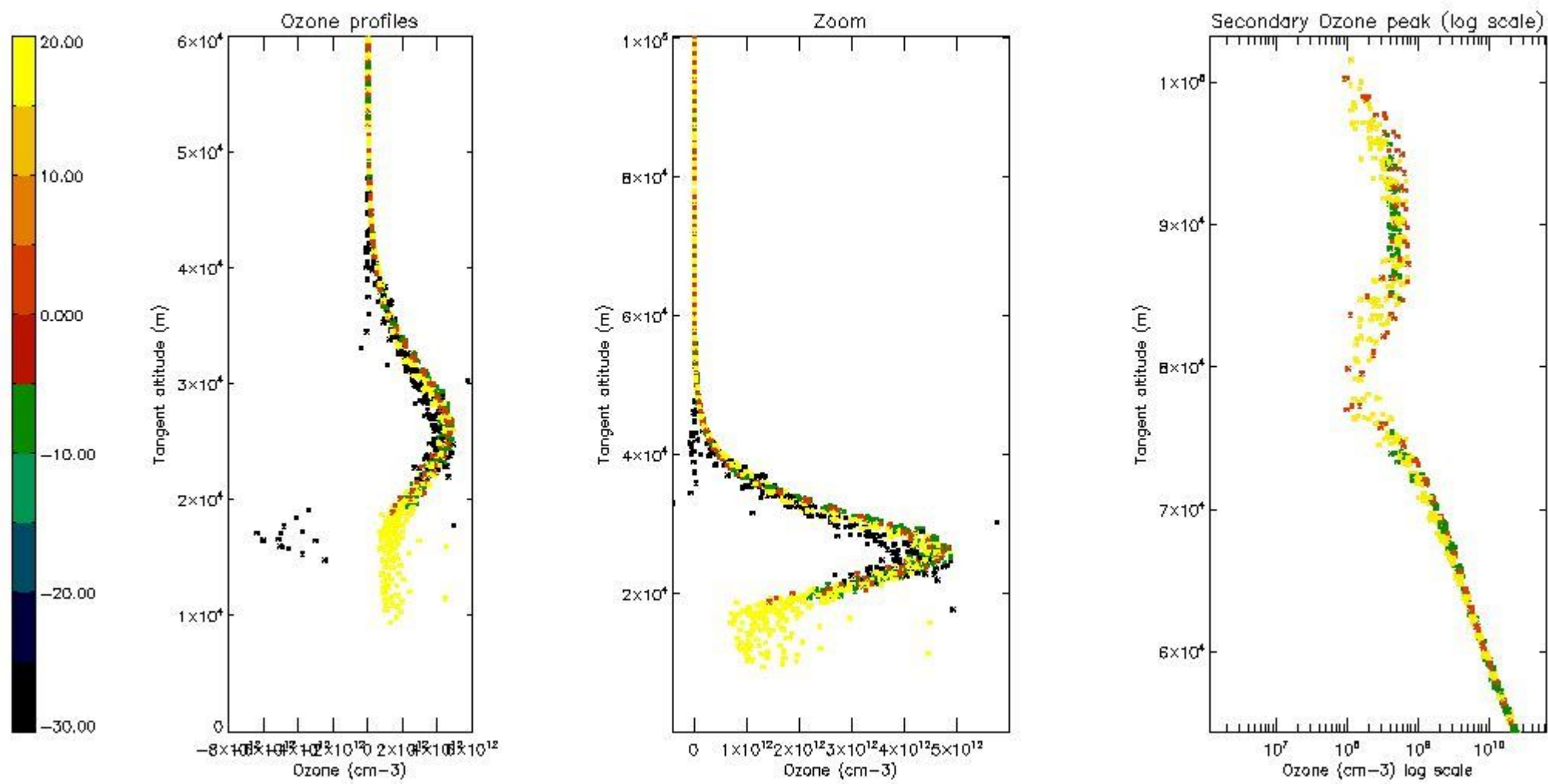
5.2 Plot ozone profiles for all STD (dark without errors)

The colorbar represents the latitude.



5.3 Plot ozone profiles where STD < 20% (dark without errors)

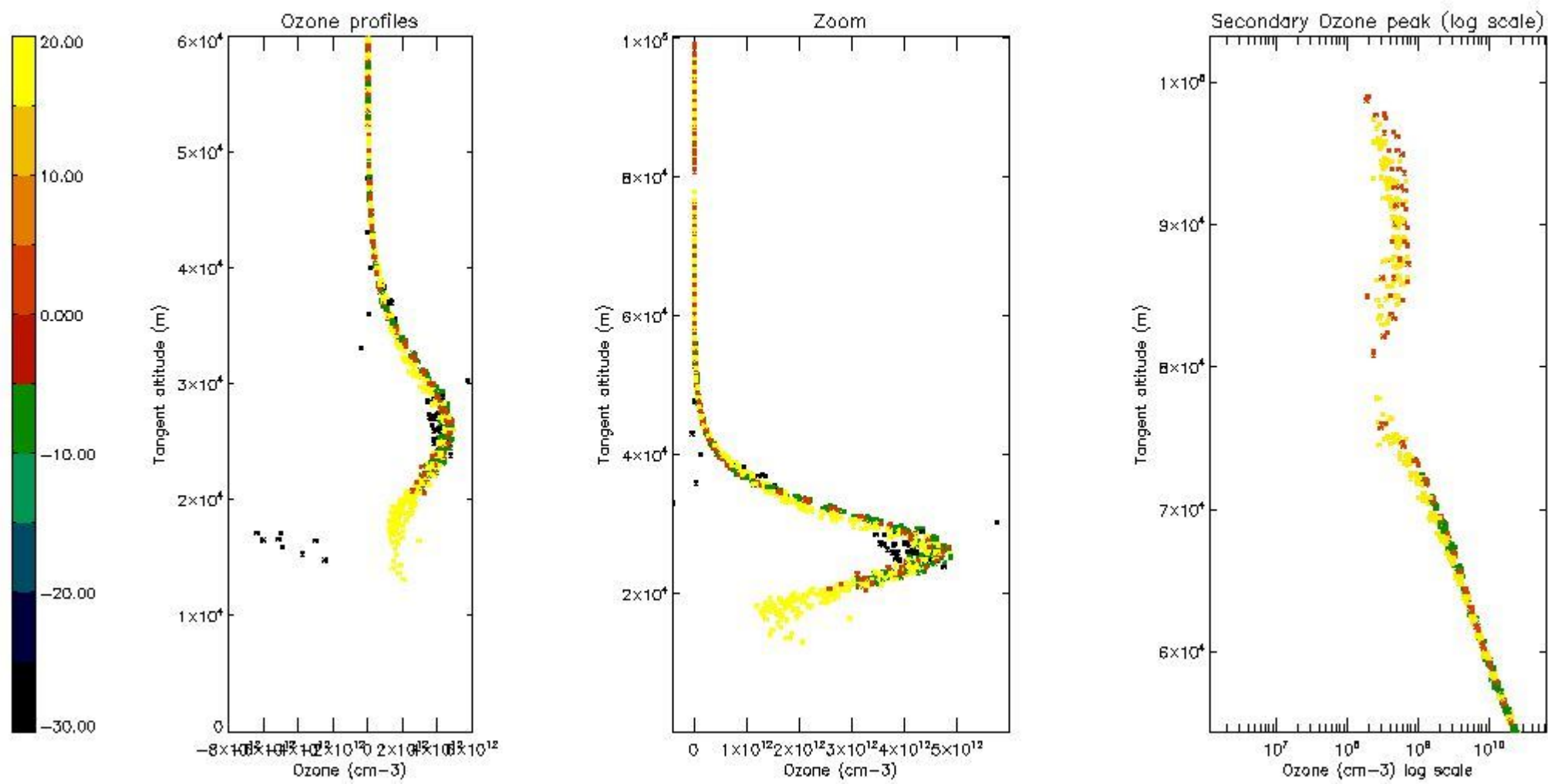
The colorbar represents the latitude.



*5.4 Plot ozone profiles where STD < 10% (dark without errors)*

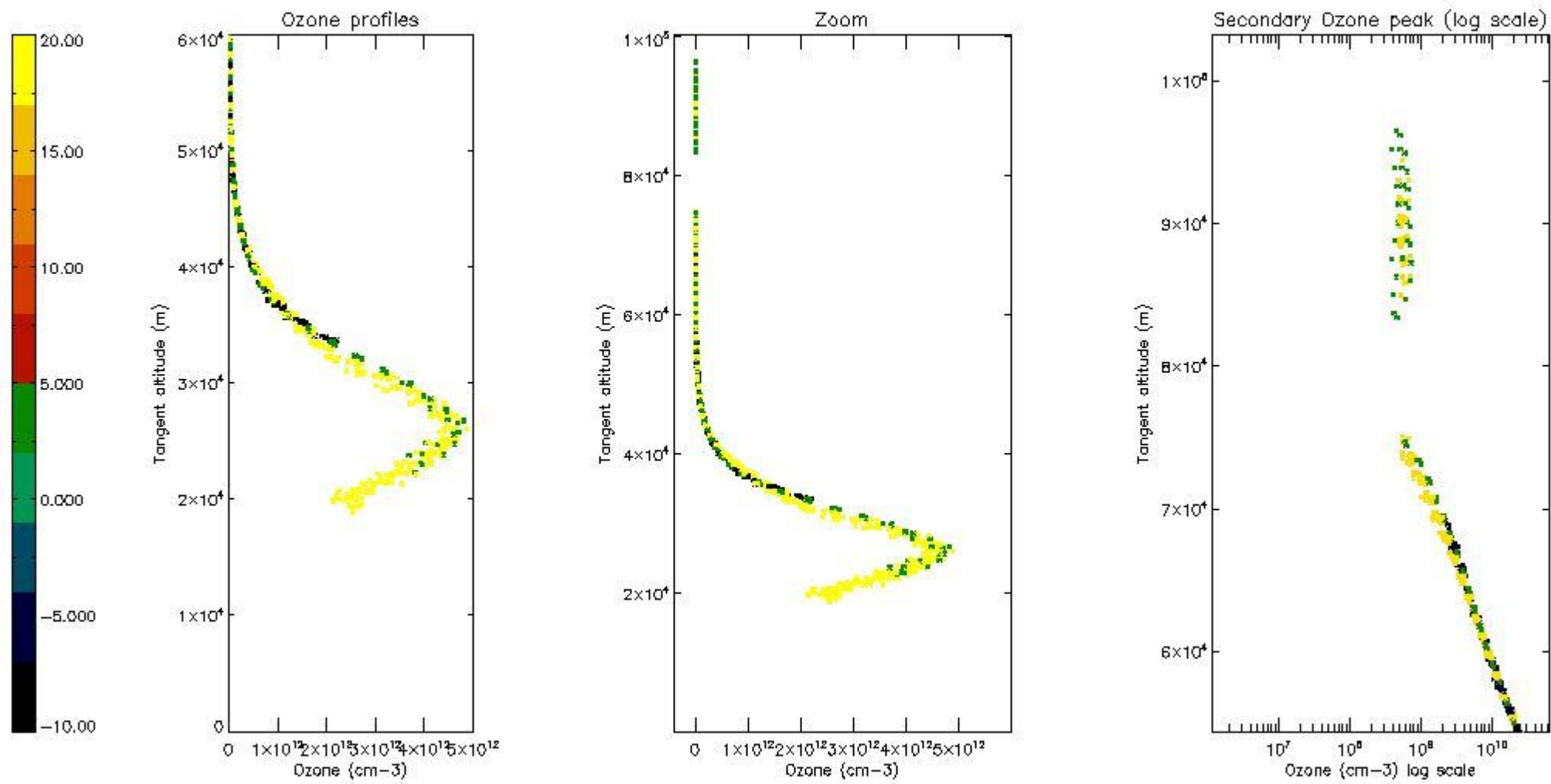
The colorbar represents the latitude.





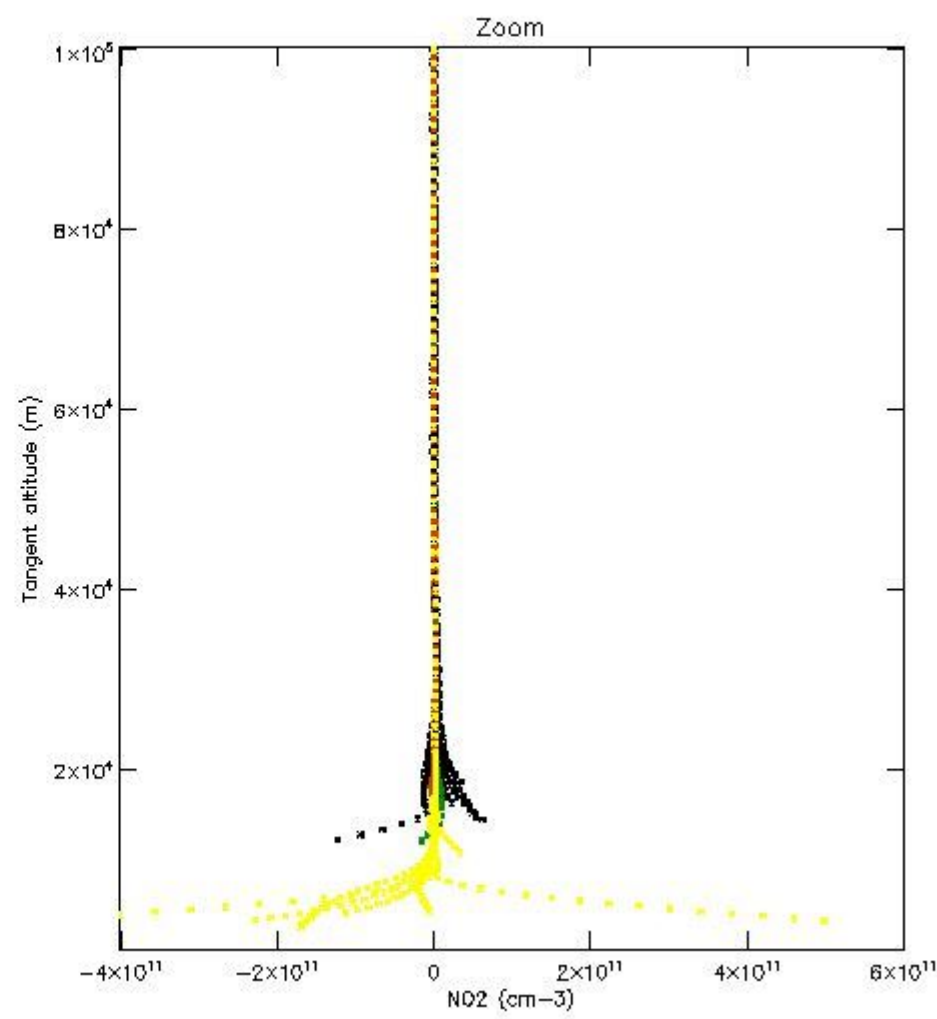
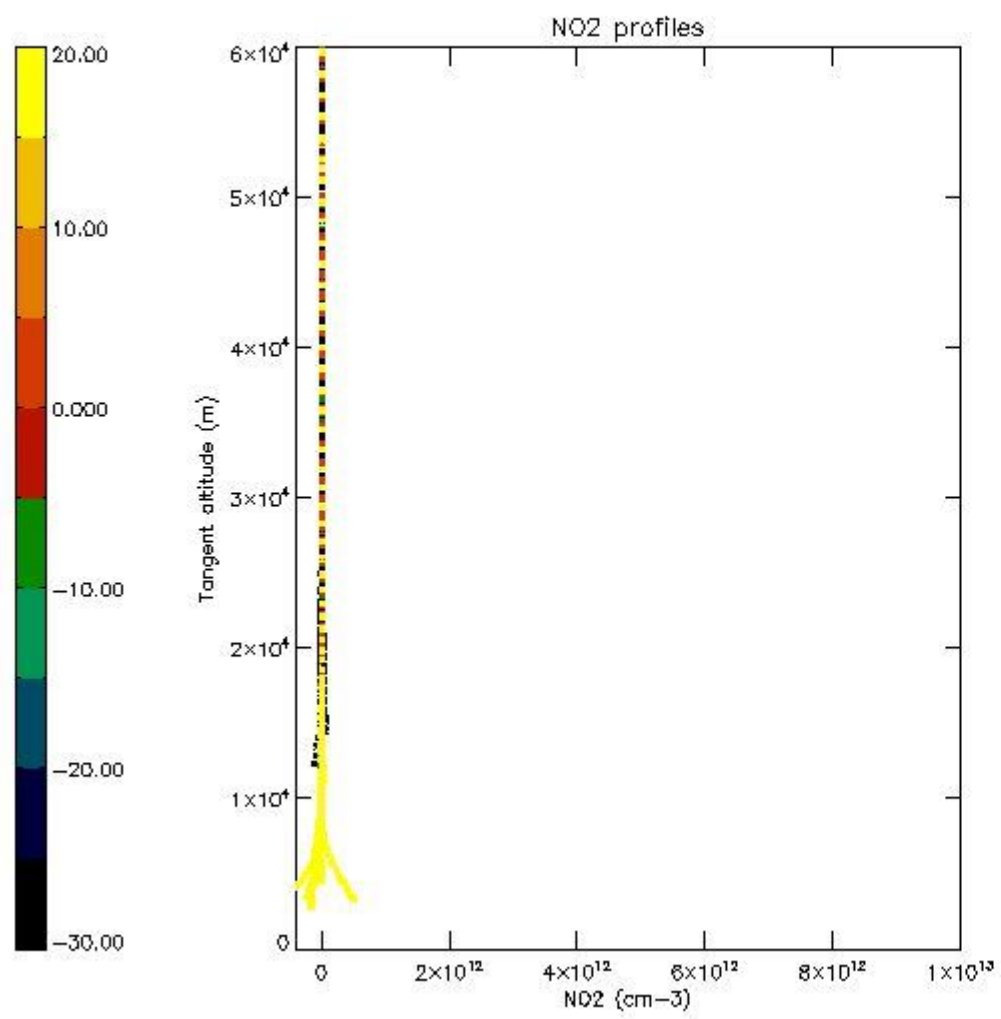
*5.5 Plot ozone profiles where STD < 5% (dark without errors)*

The colorbar represents the latitude.



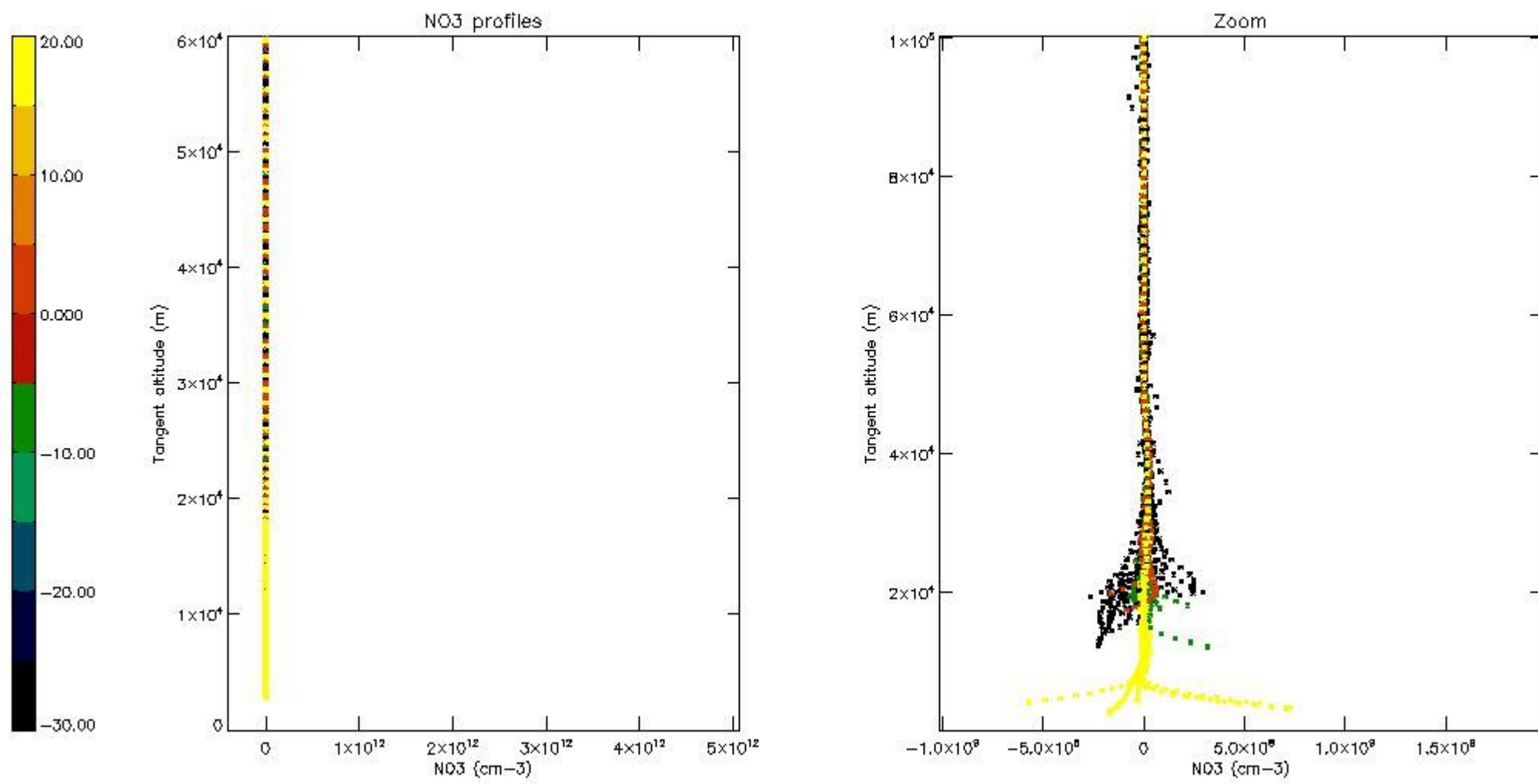
*5.6 Plot NO<sub>2</sub> profiles for all STD (dark without errors)*

The colorbar represents the latitude.



*5.7 Plot NO3 profiles for all STD (dark without errors)*

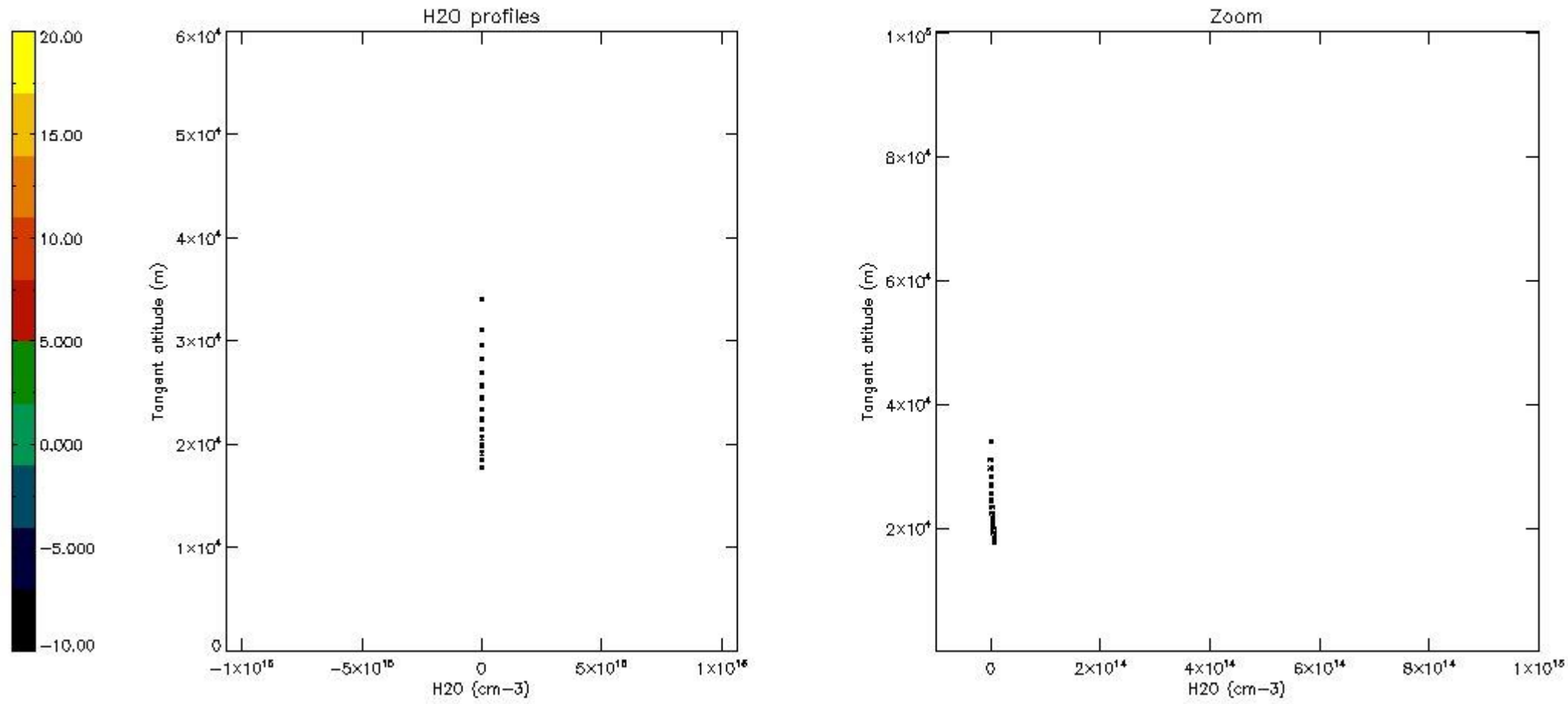
The colorbar represents the latitude.



5.8 Plot H<sub>2</sub>O profiles for all STD (only for occultations of stars 1,2,3,4,13,14,16,26,63 dark without errors)

The colorbar represents the latitude.

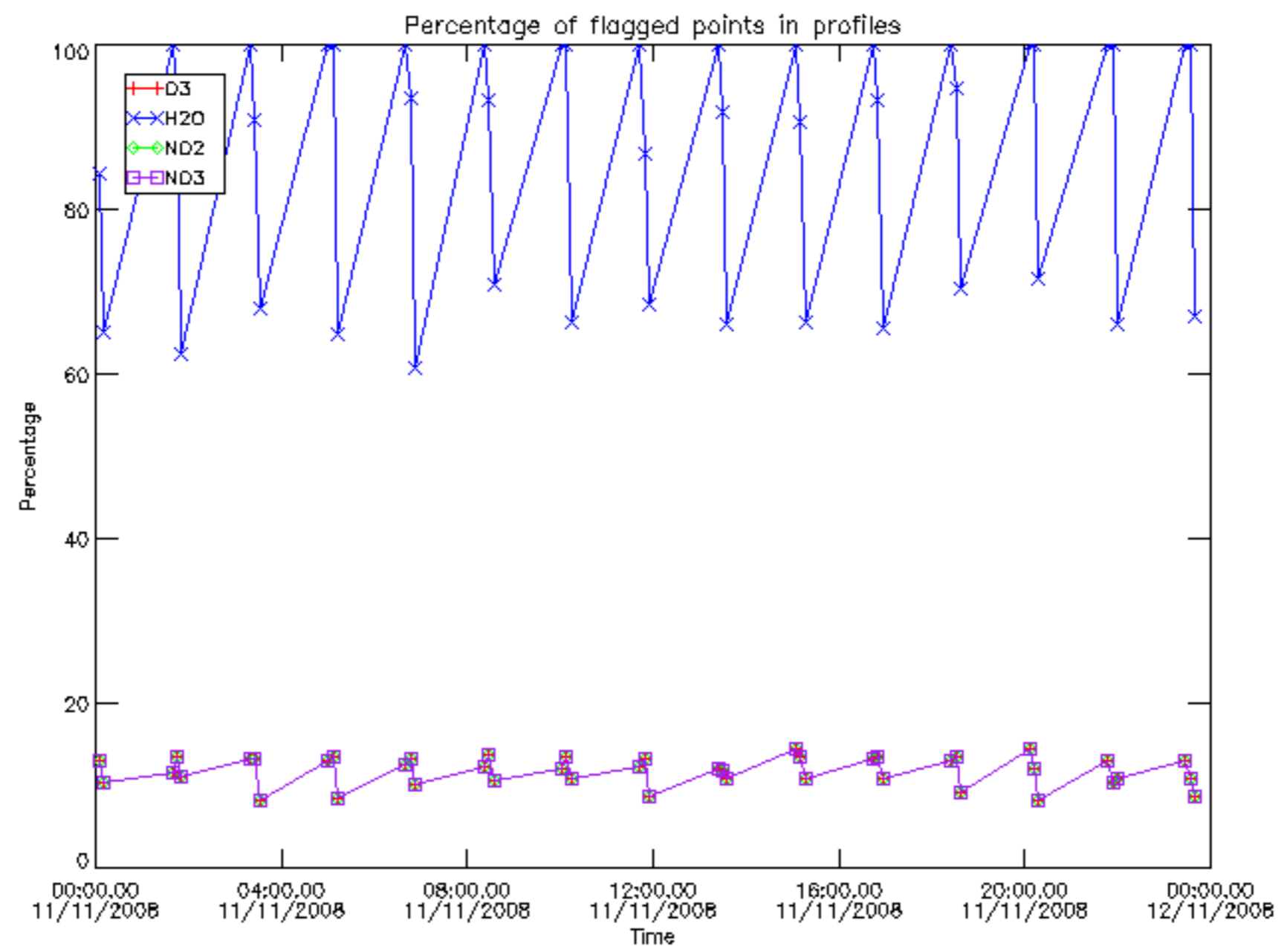




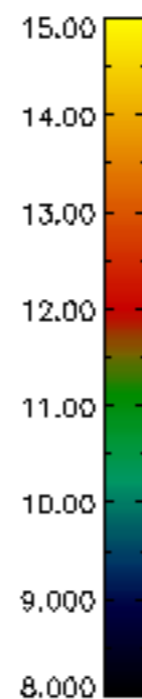
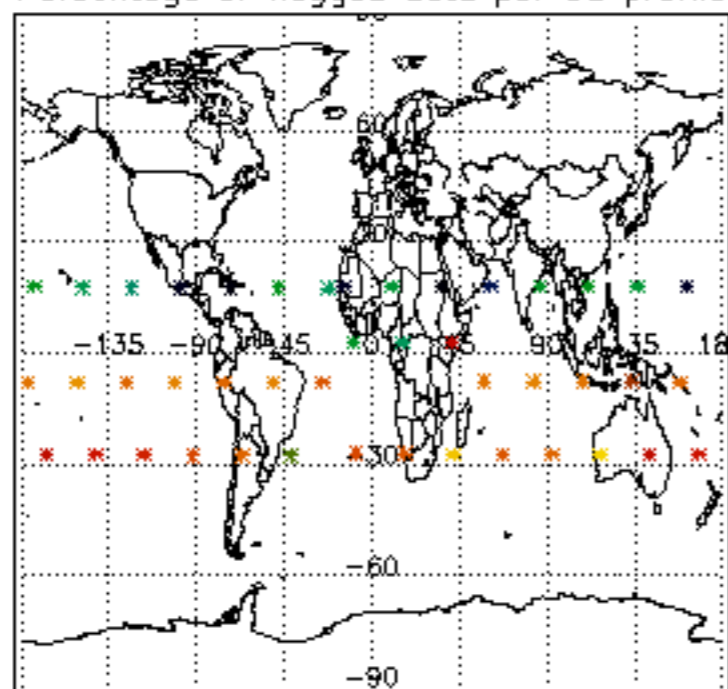
## 6. Auxiliary Data Files used for the production reported in section 2

The number reported in the third column indicates since which file (see list in section 2) the corresponding auxiliary file has been used. The fourth column is the date of those product files.

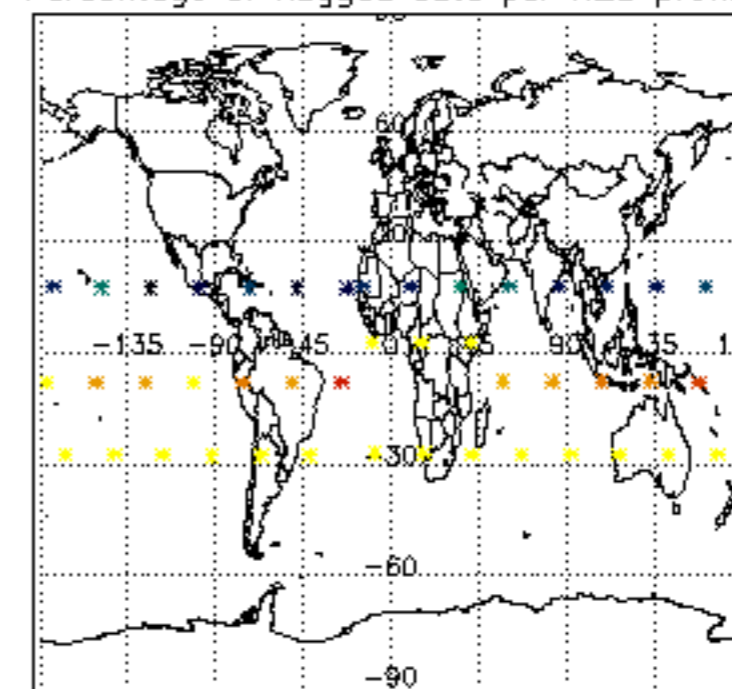
Type	Auxiliary Filename	Used since product	Used since product date
INST_PHYS_CHARACTERISTICS	GOM_INS_AXVIEC20091111_143220_20030716_120000_20500101_000000	1	11-NOV-2008 00:04:31
LEVEL-2_PROC_CONFIG	GOM_PR2_AXVIEC20091111_152718_20020301_000000_20500101_000000	1	11-NOV-2008 00:04:31
CROSS_SECTIONS_FILE	GOM_CRS_AXVIEC20091111_154832_20020301_000000_20500101_000000	1	11-NOV-2008 00:04:31



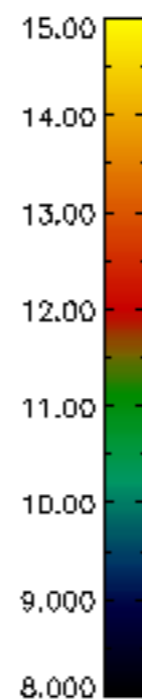
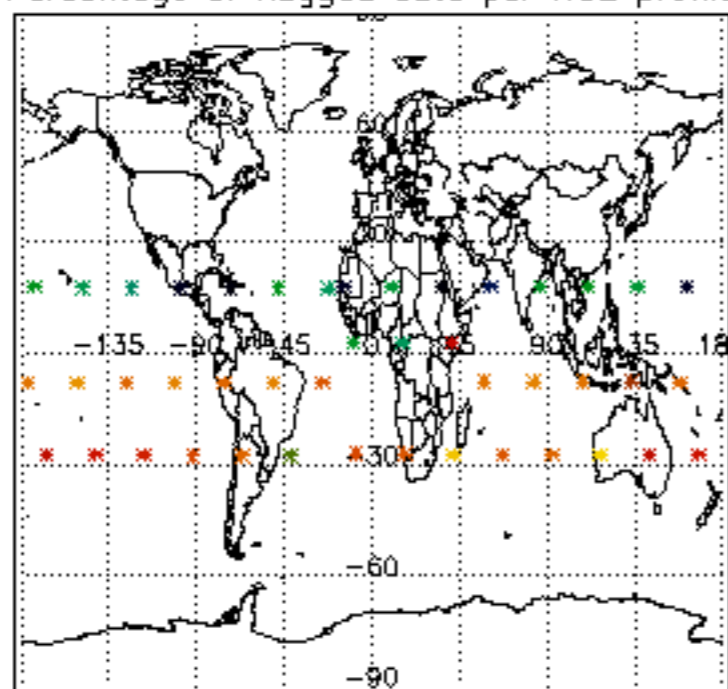
Percentage of flagged data per D3 profile



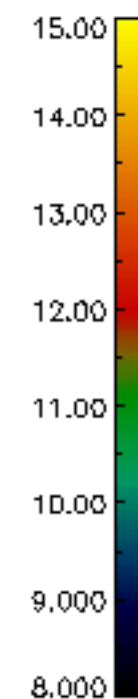
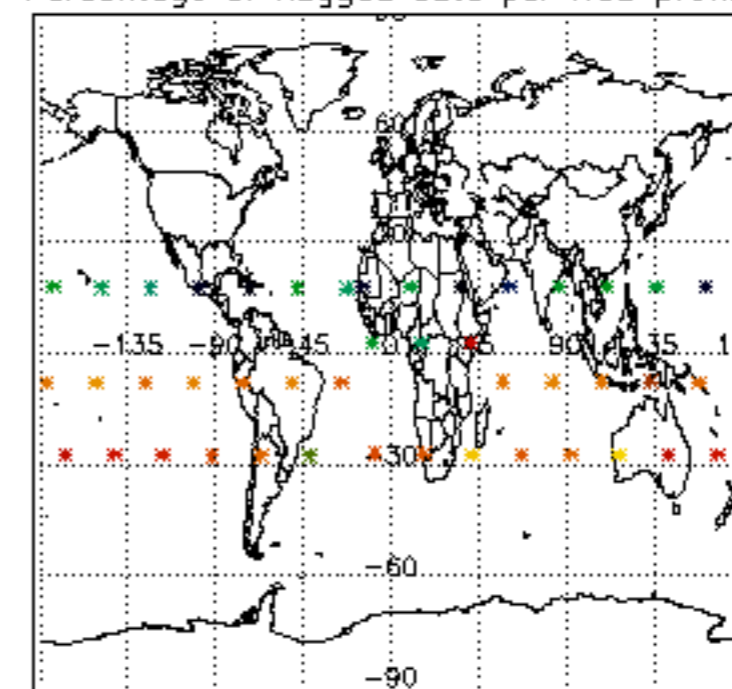
Percentage of flagged data per H2O profile

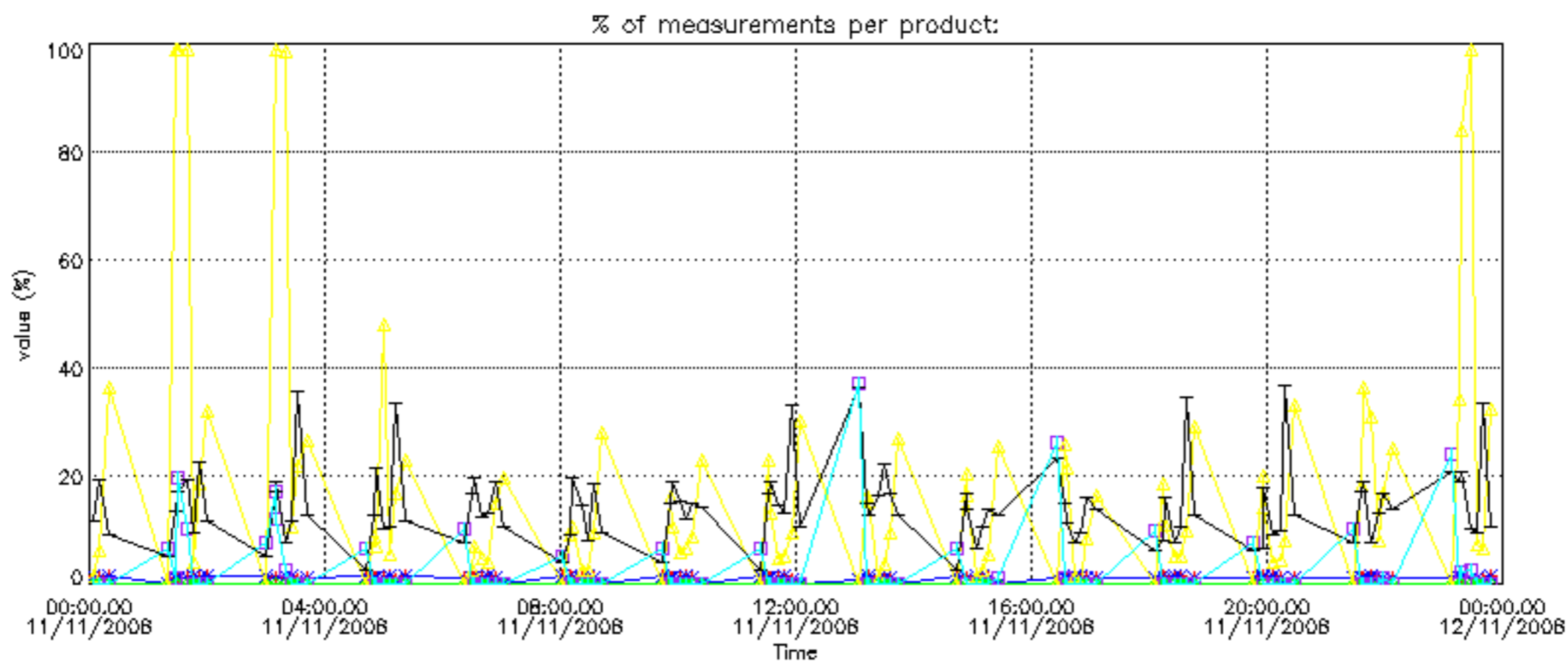


Percentage of flagged data per NO2 profile

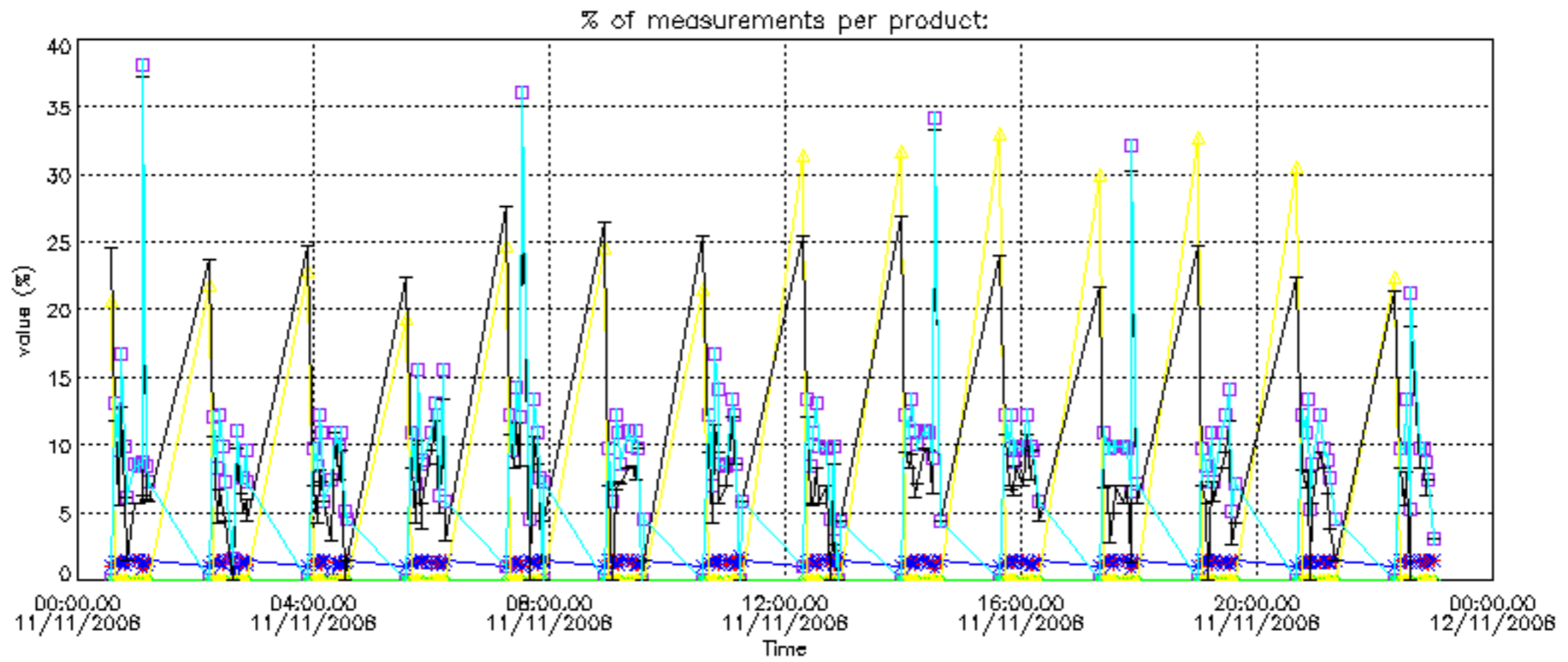


Percentage of flagged data per NO3 profile

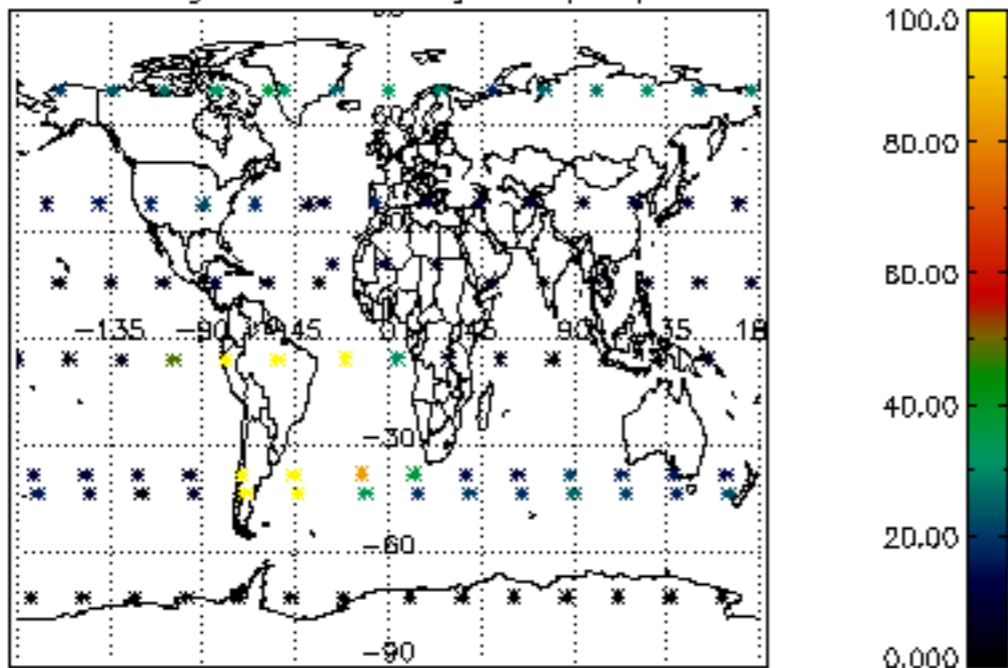




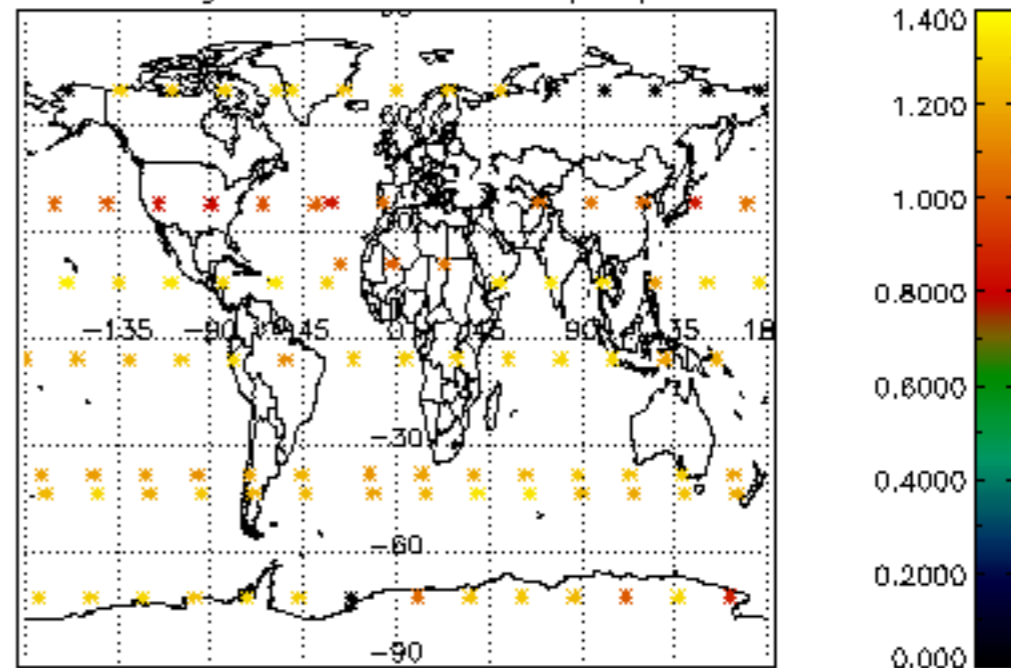




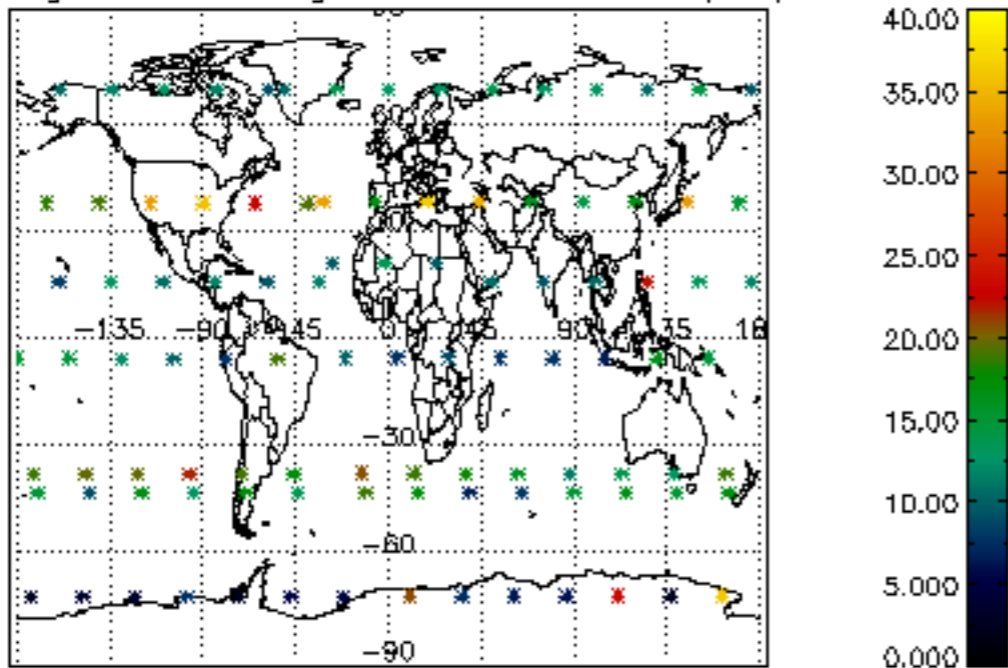
Percentage of cosmic ray hits per profile



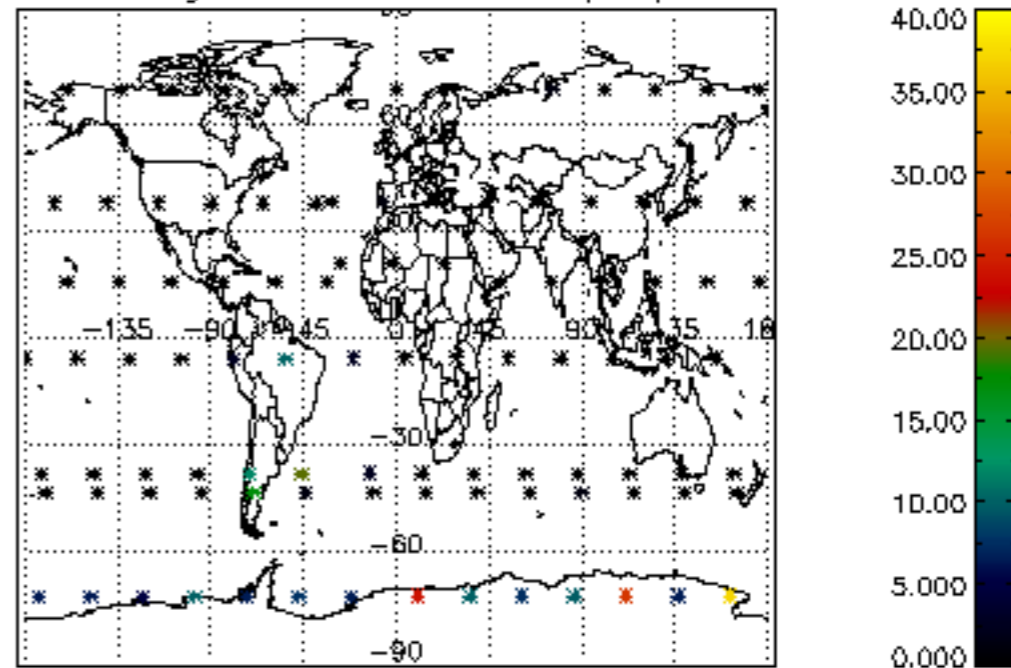
Percentage of datation errors per profile



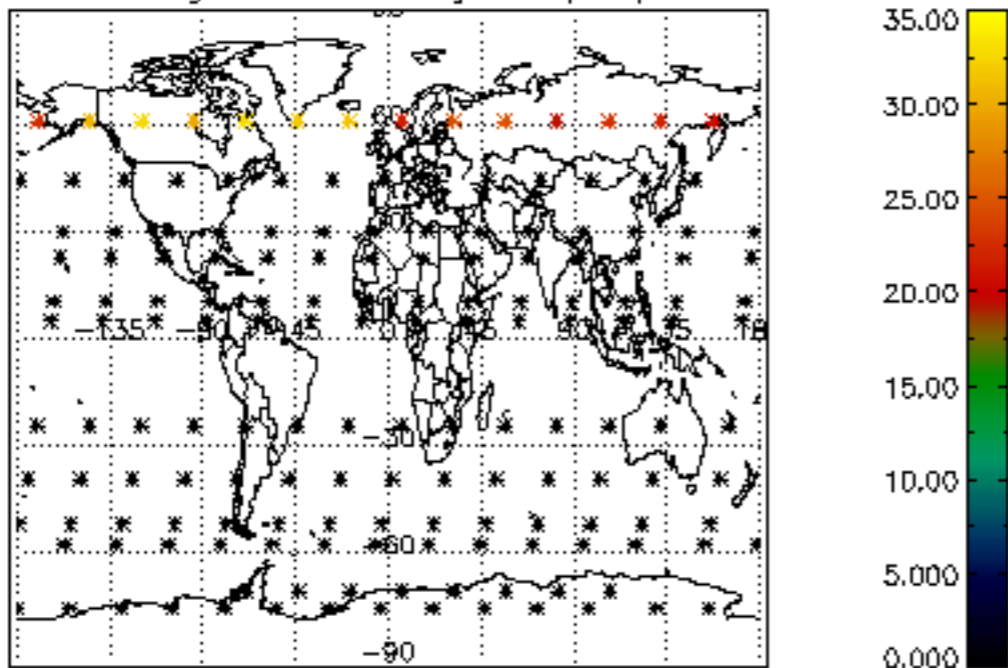
Percentage of star falling outside central band per profile



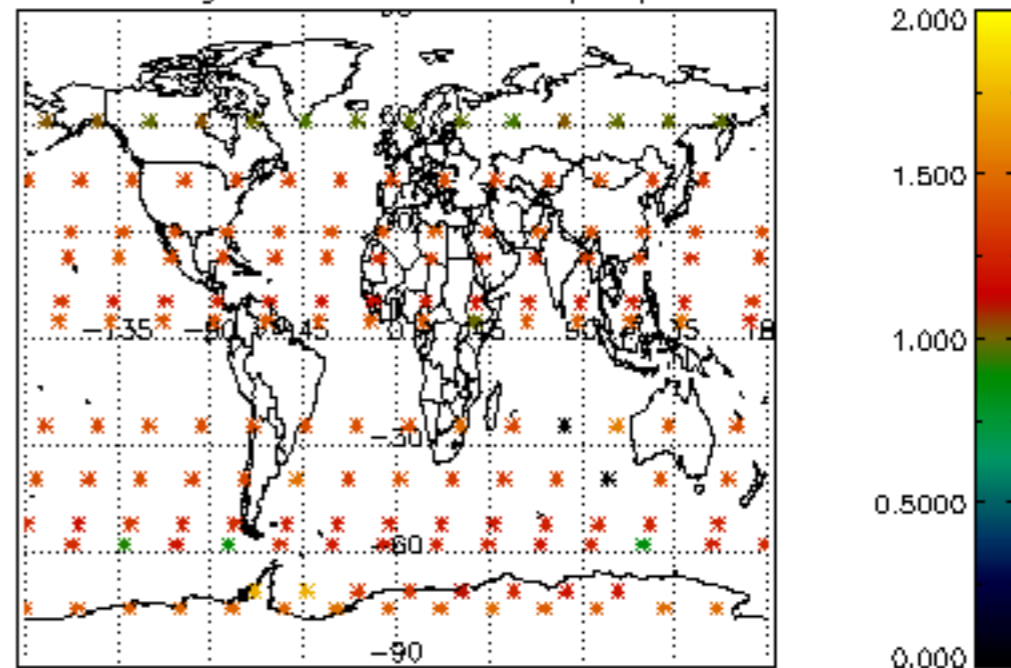
Percentage of saturation errors per profile



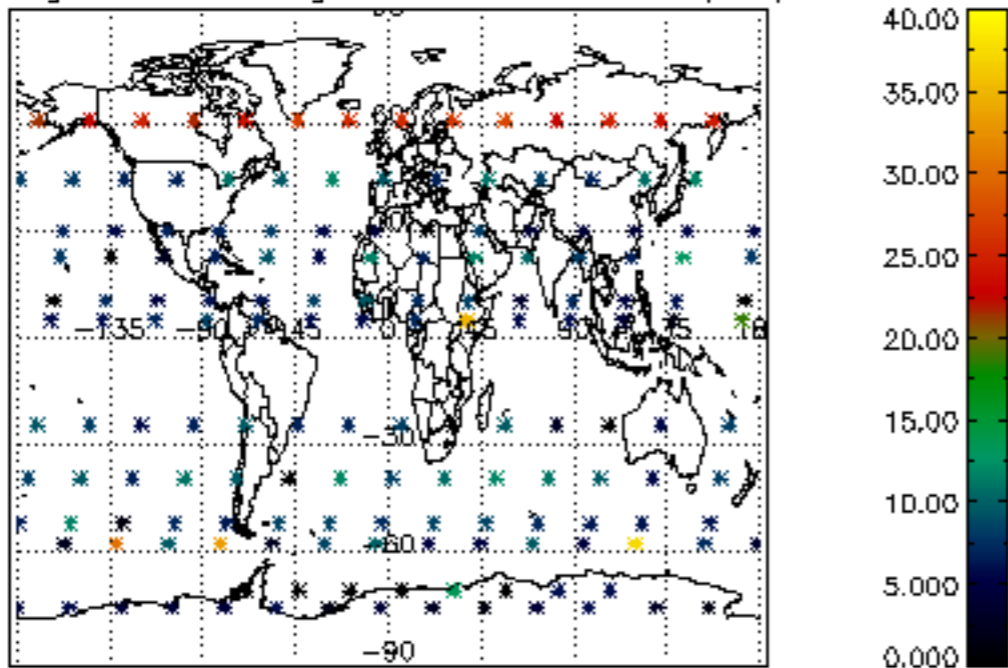
Percentage of cosmic ray hits per profile



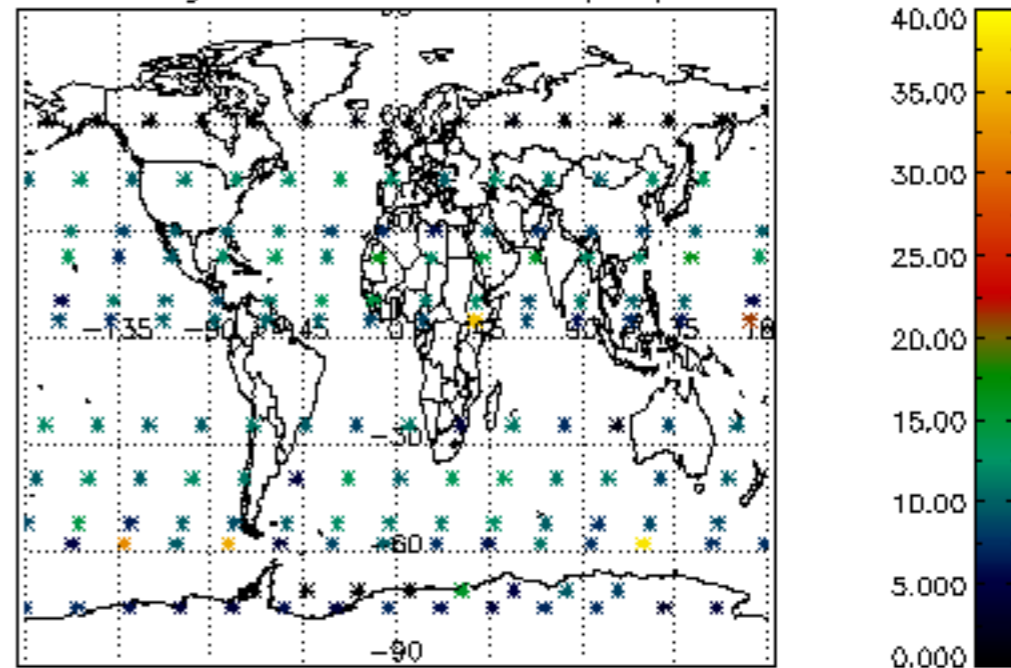
Percentage of datation errors per profile

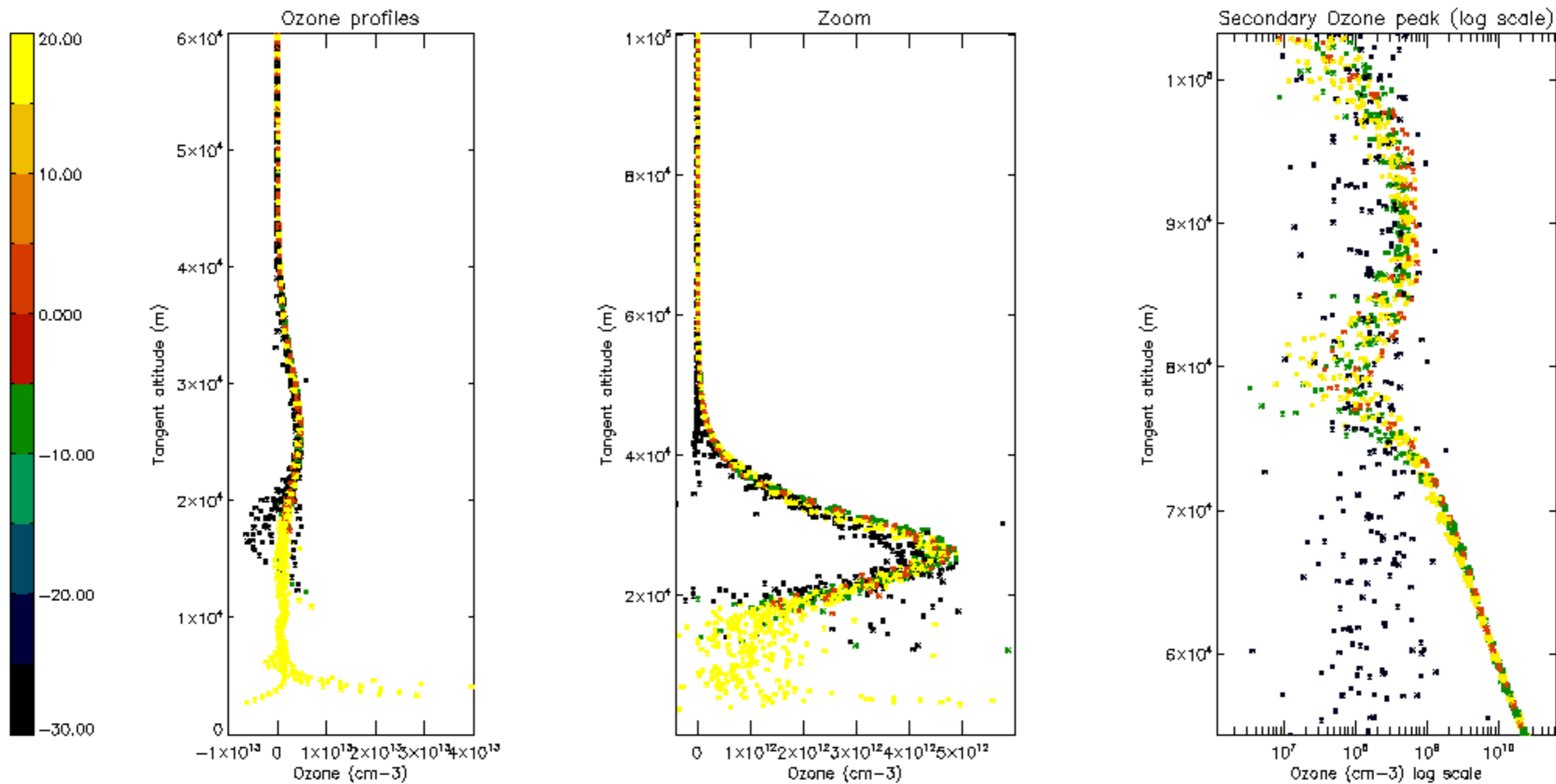


Percentage of star falling outside central band per profile

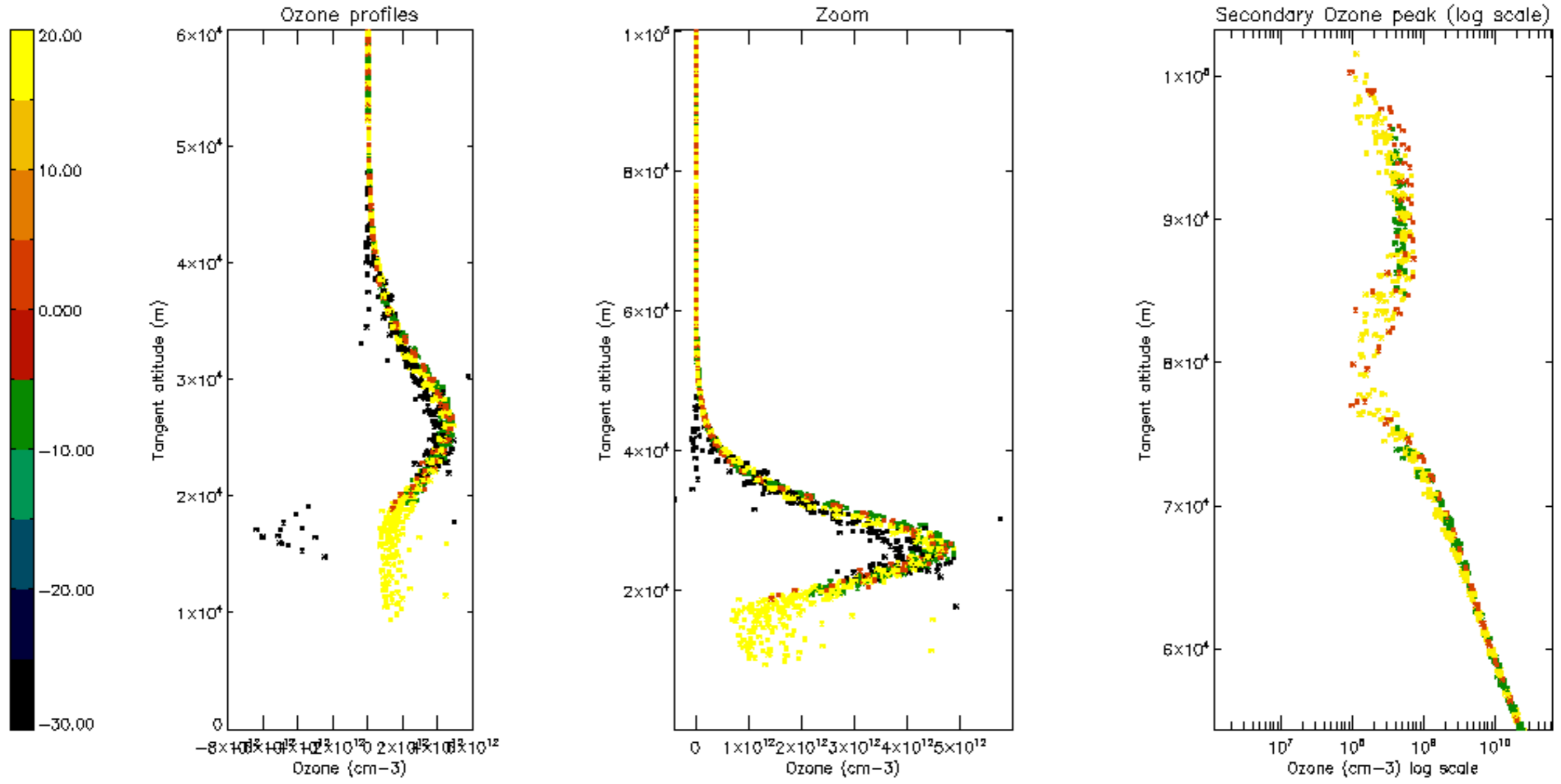


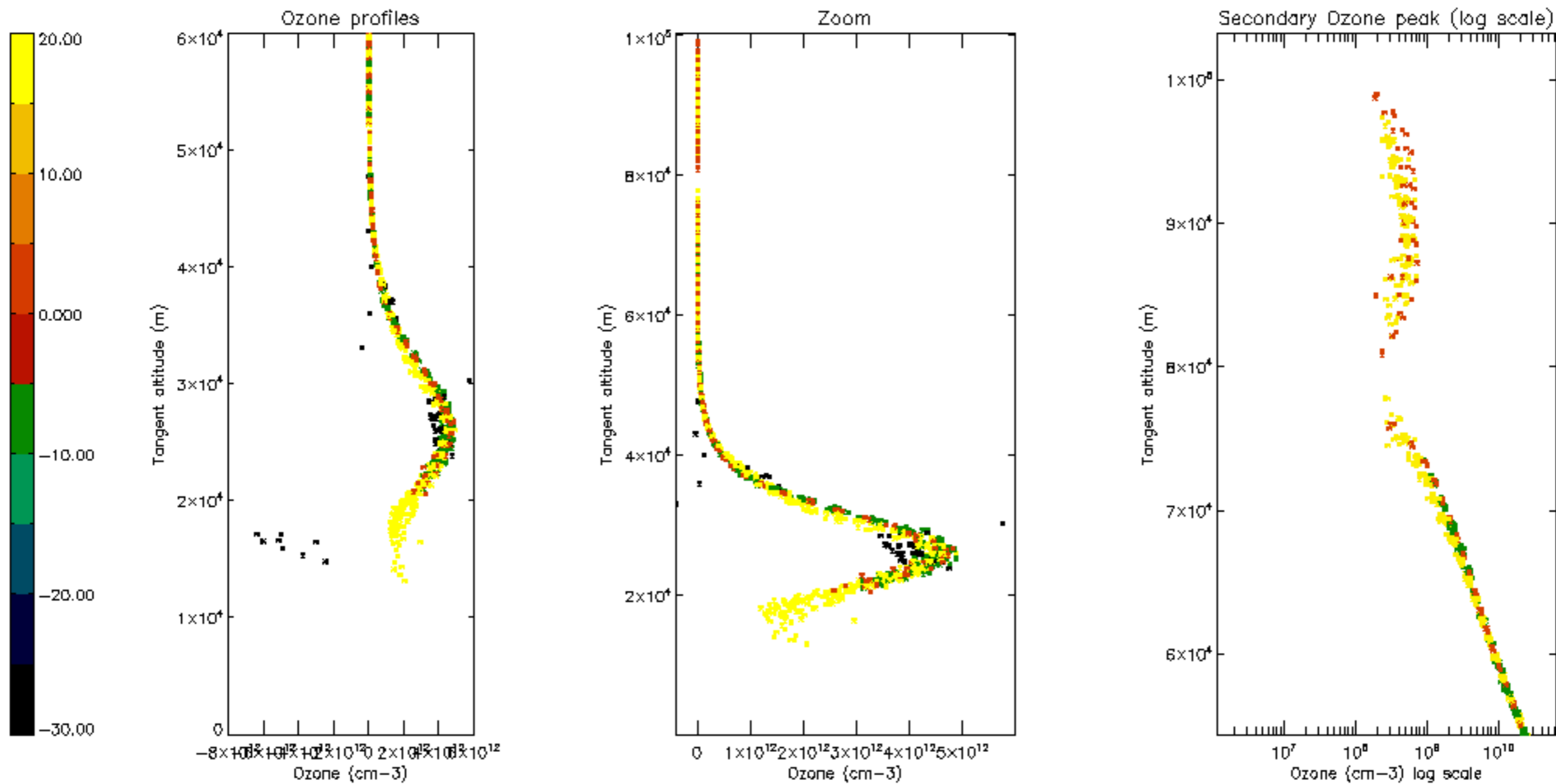
Percentage of saturation errors per profile

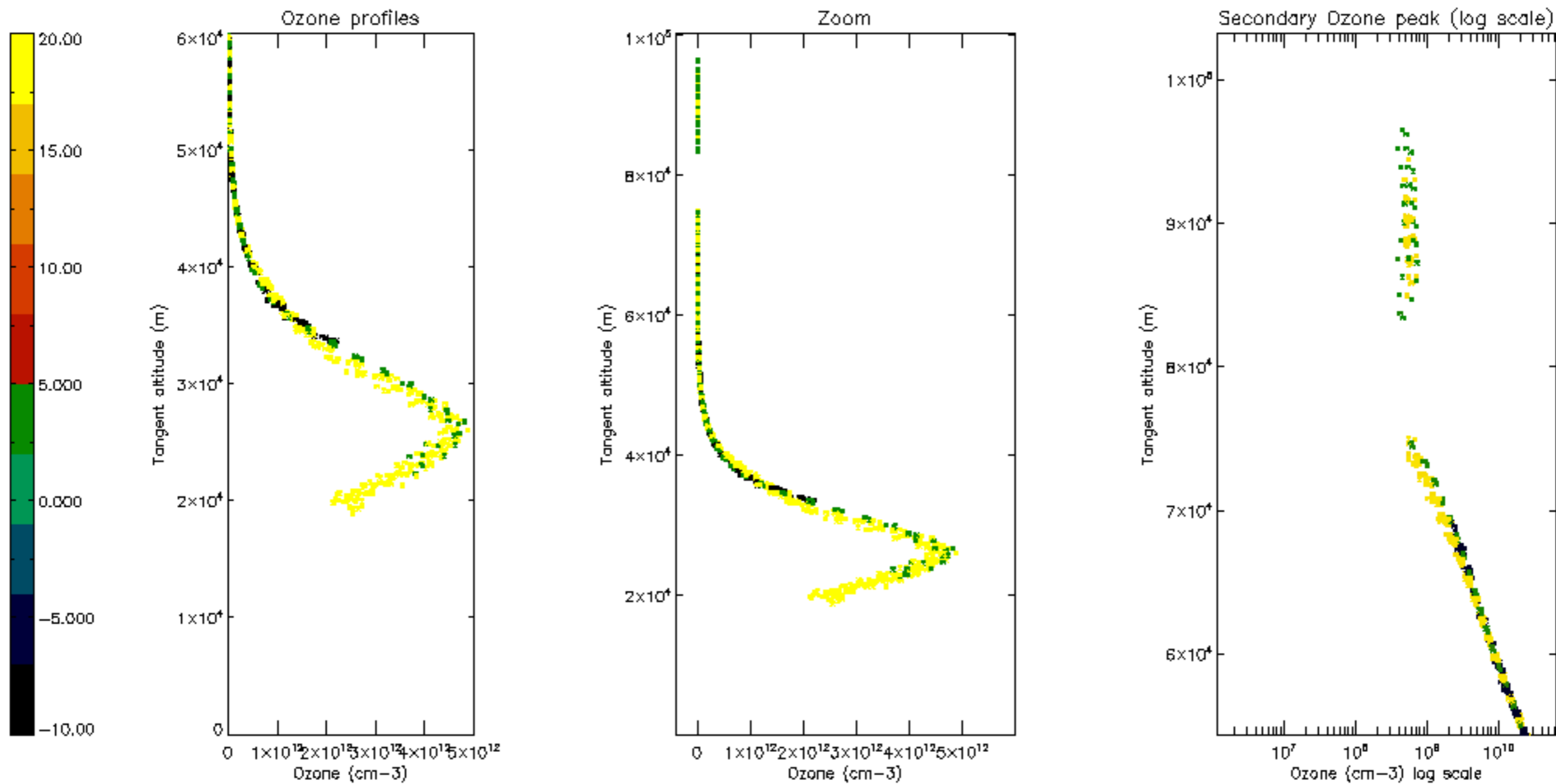


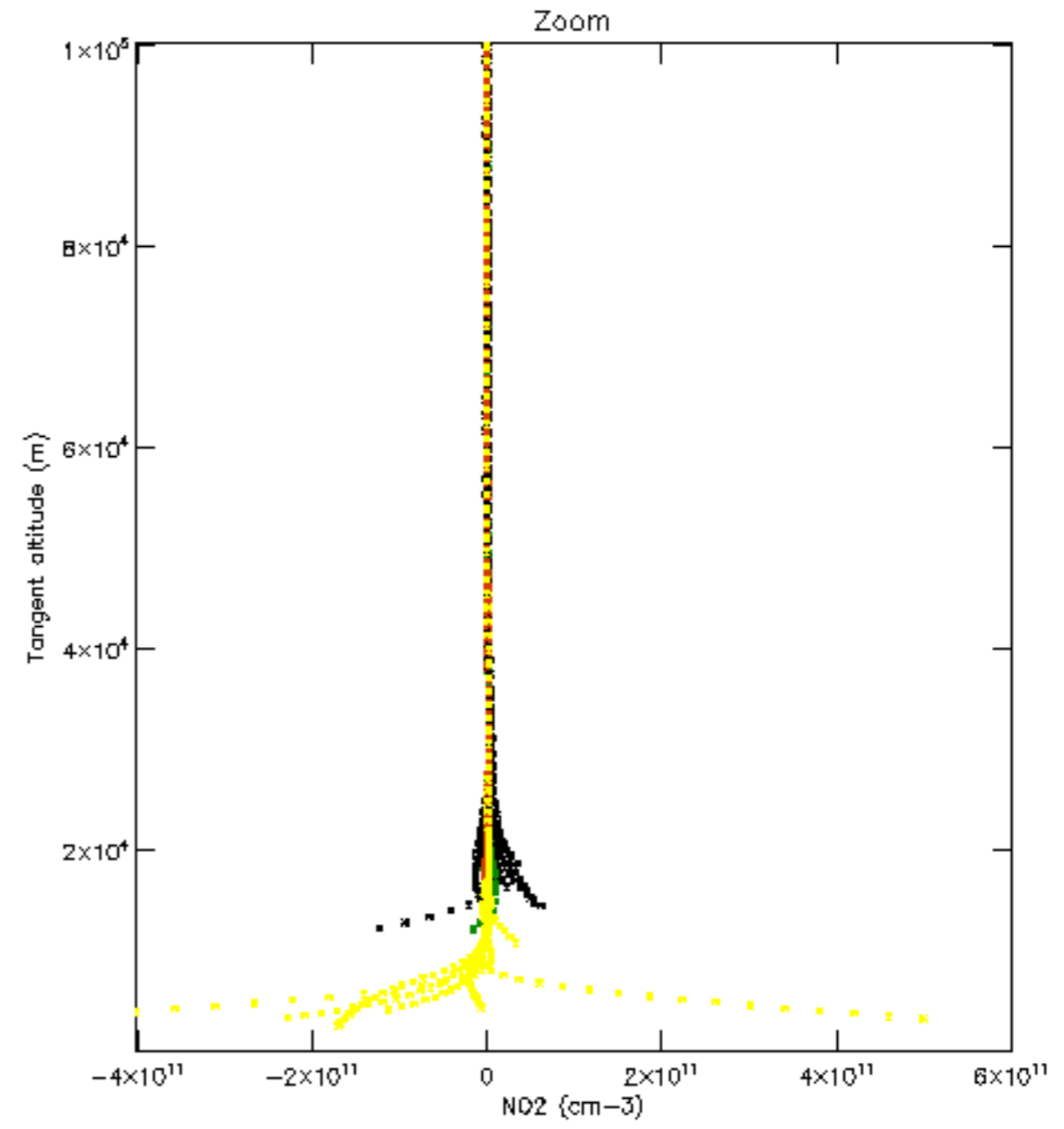
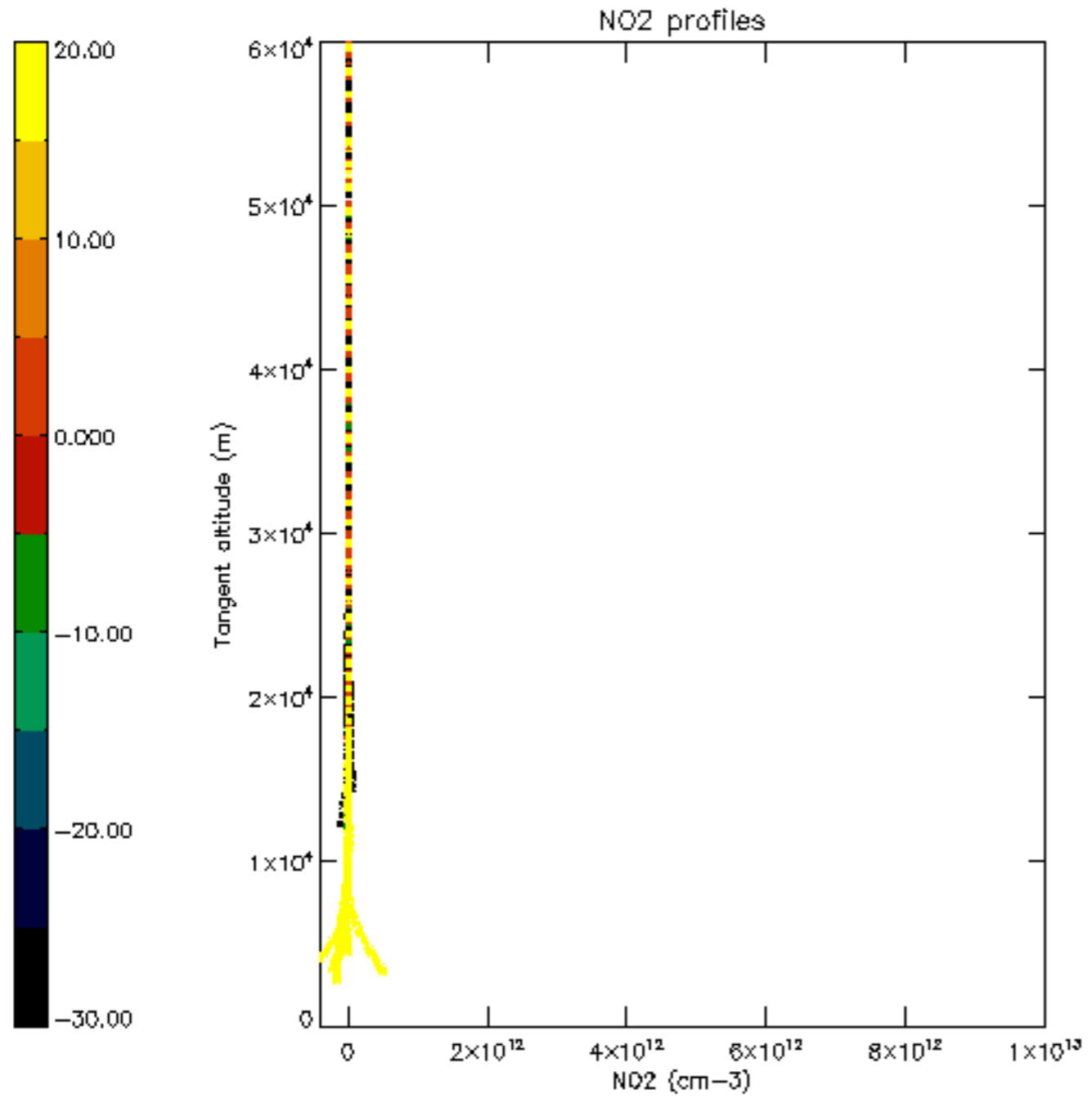




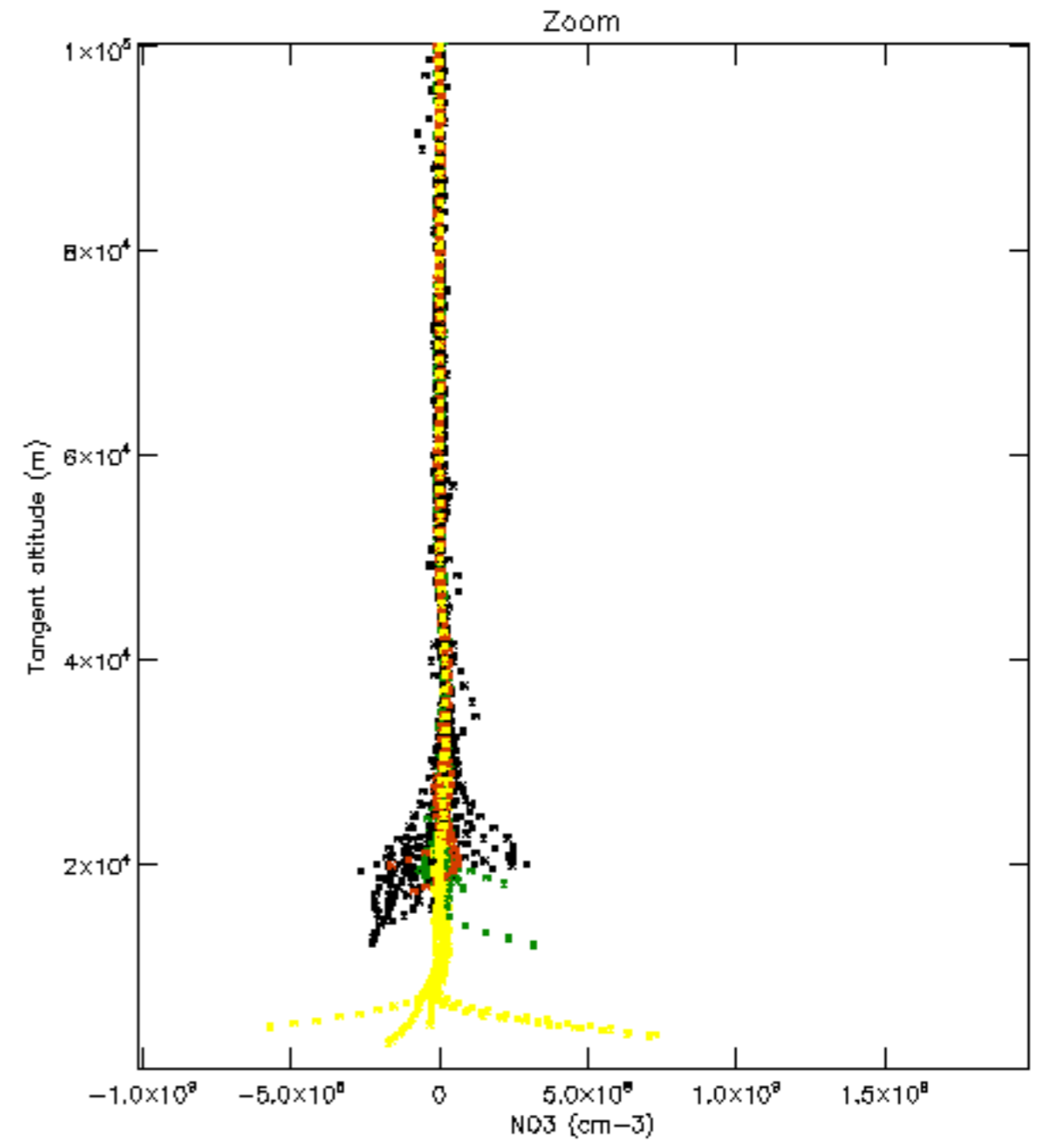
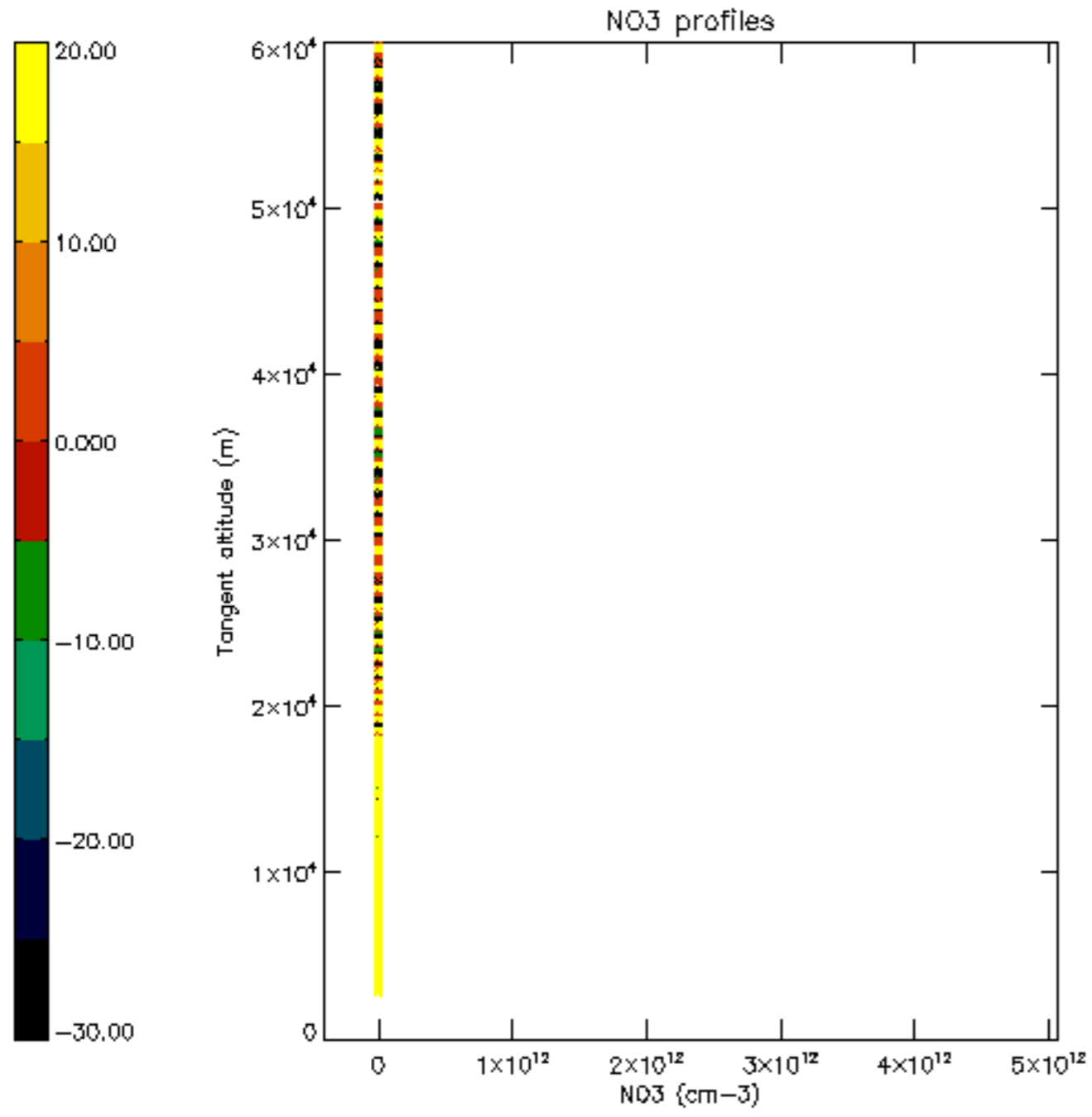


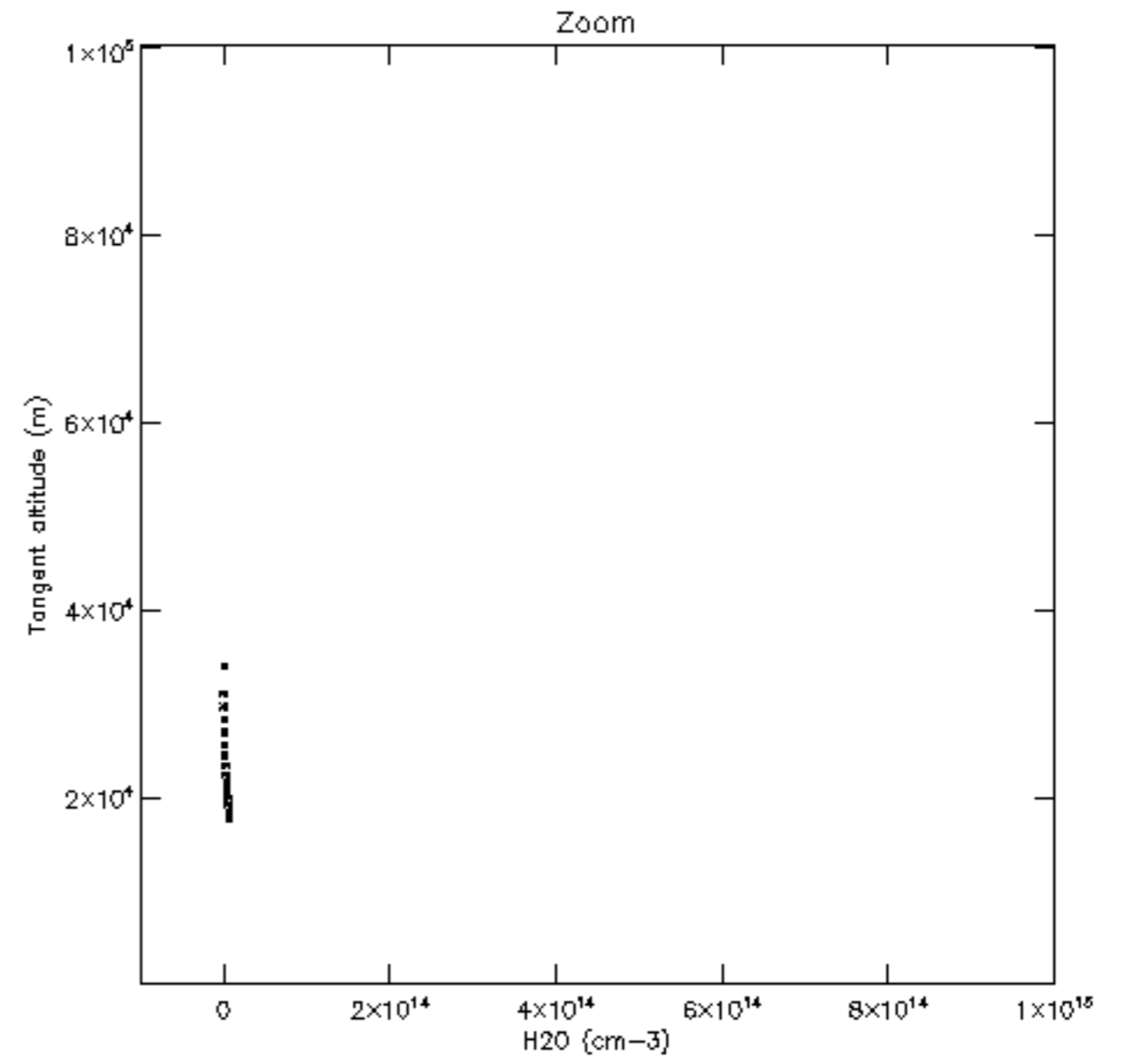
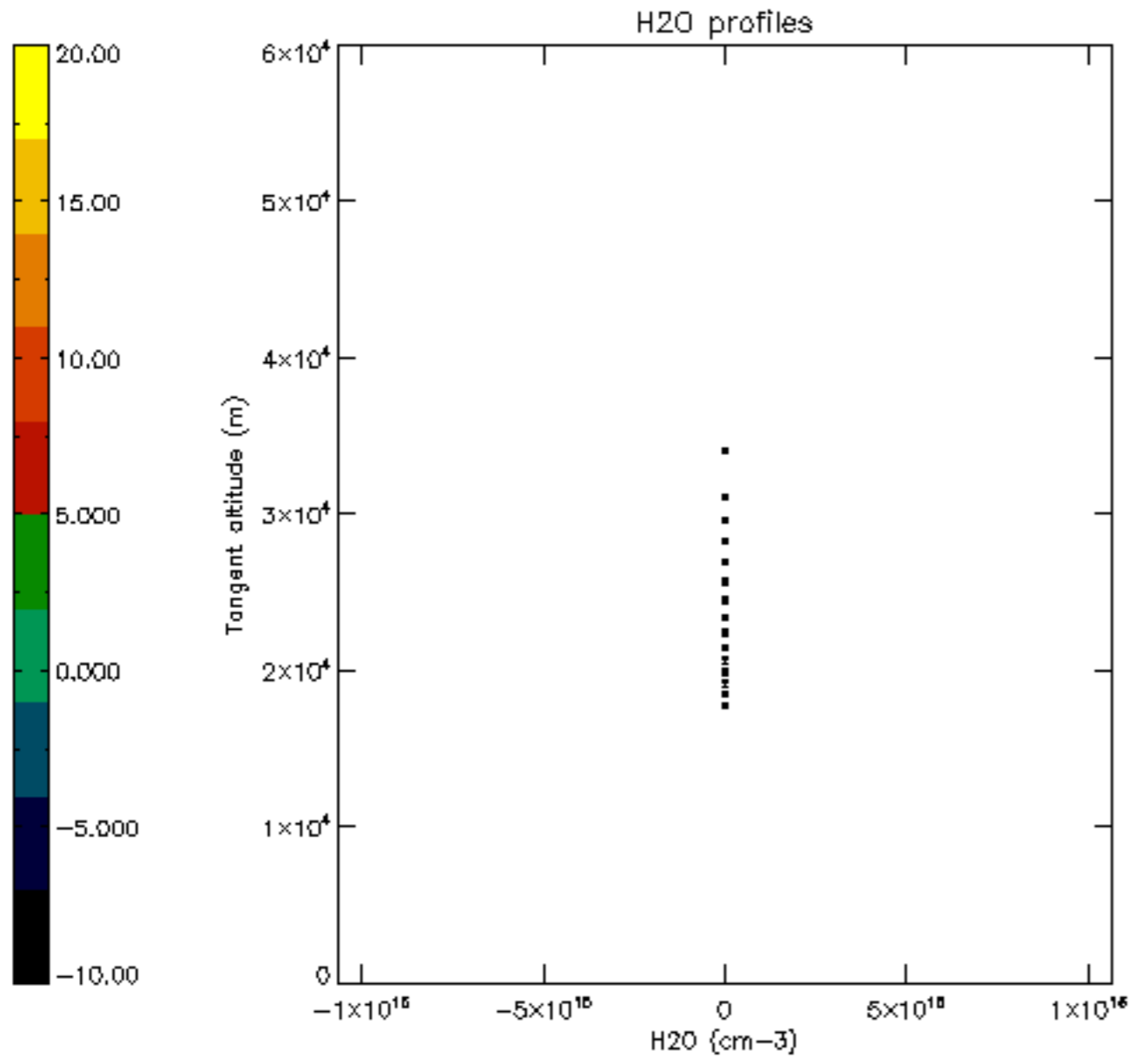


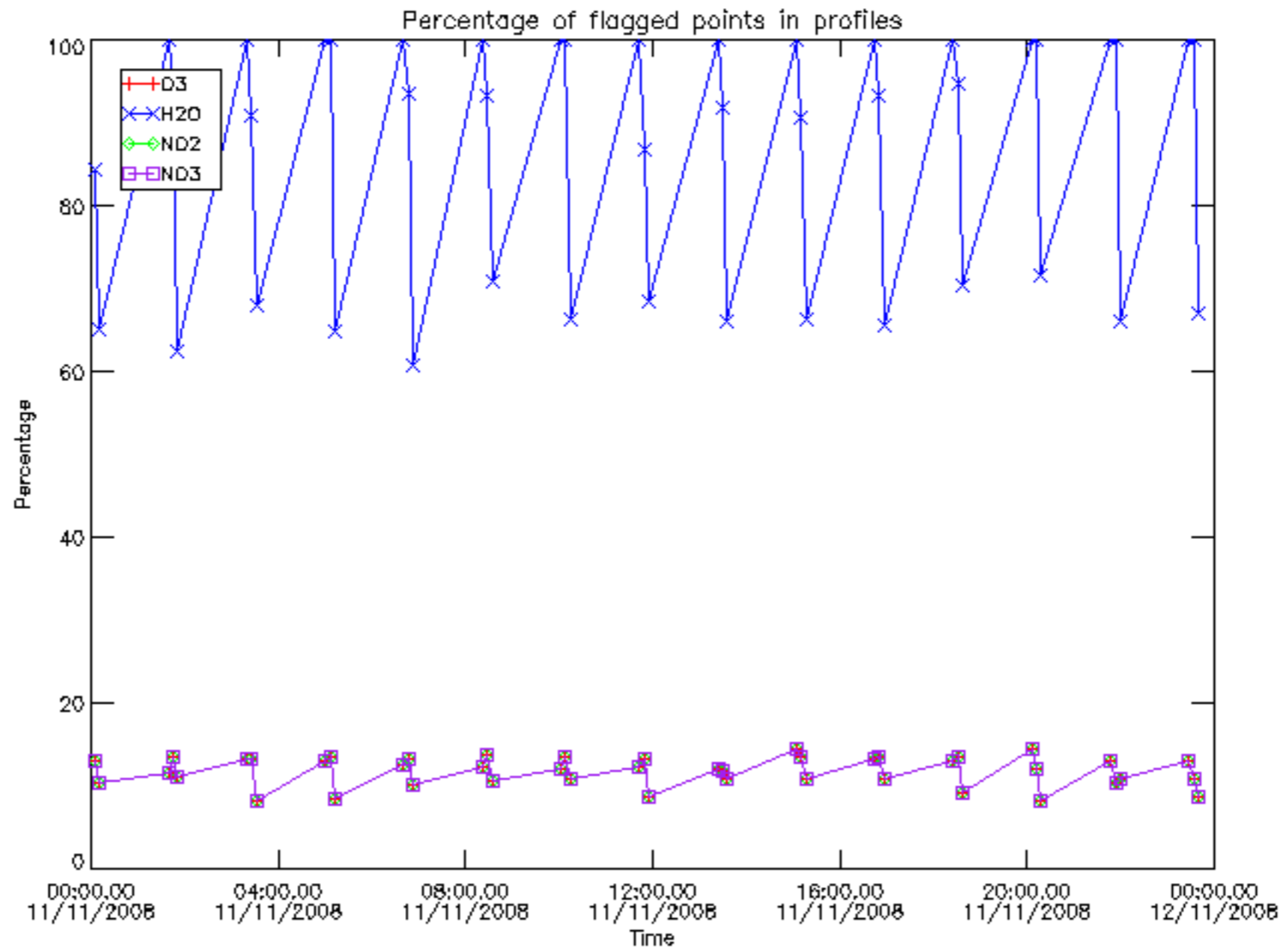




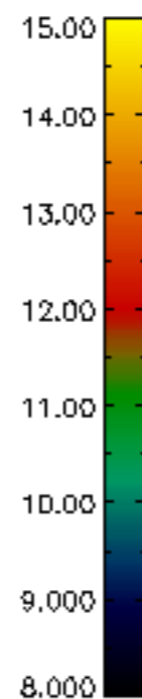
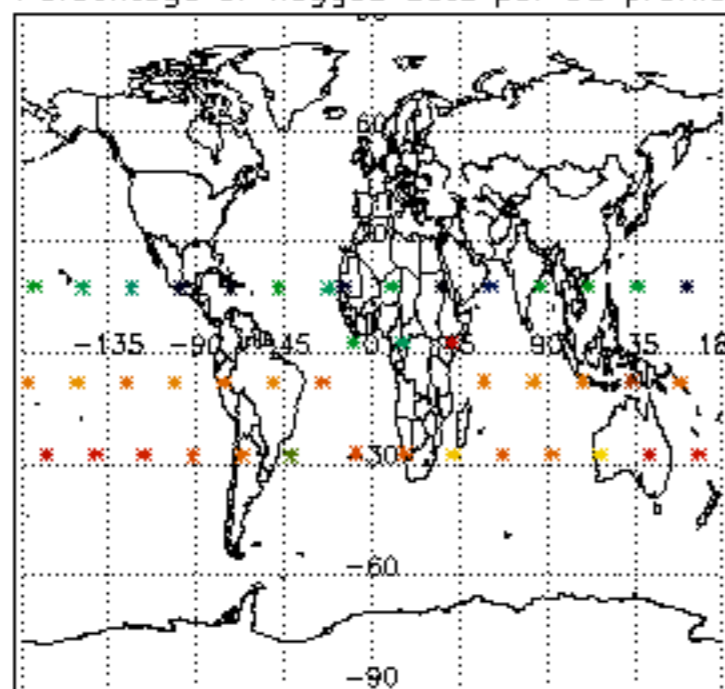




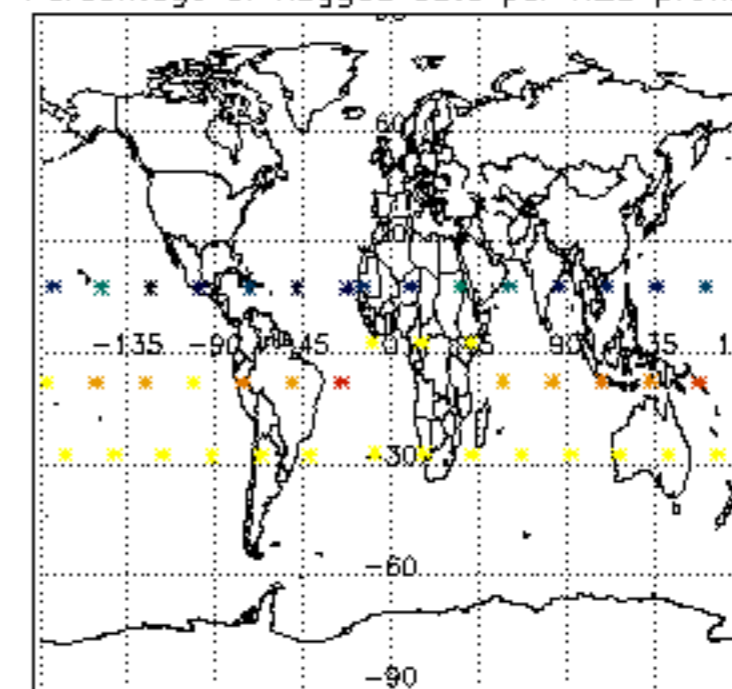




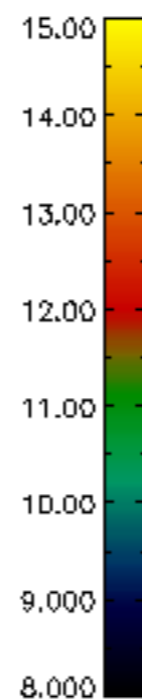
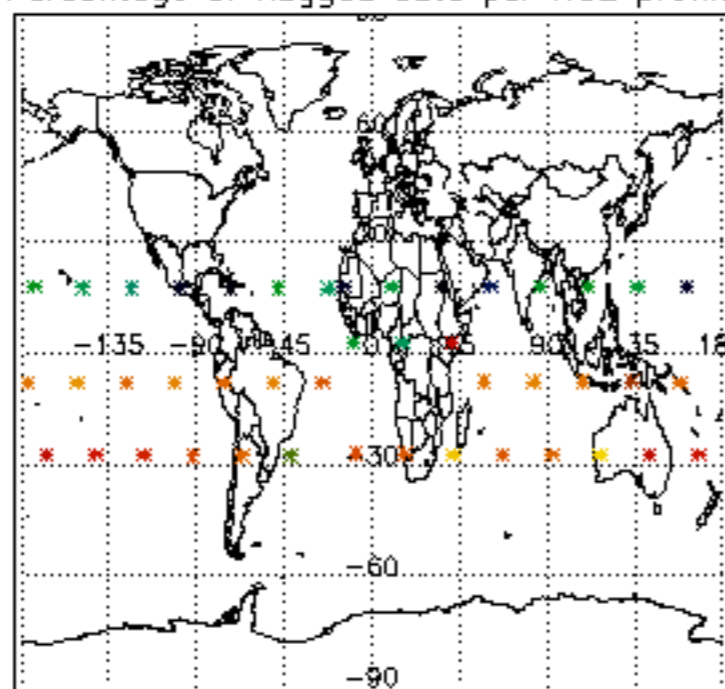
Percentage of flagged data per D3 profile



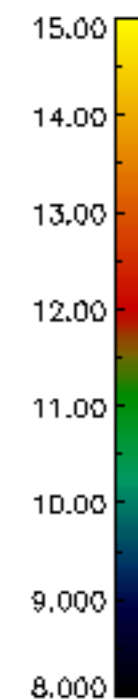
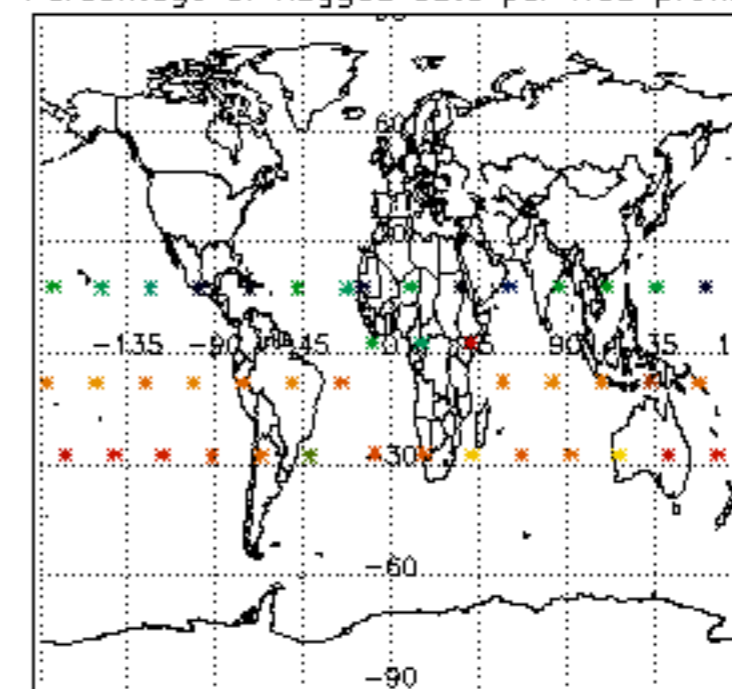
Percentage of flagged data per H2O profile



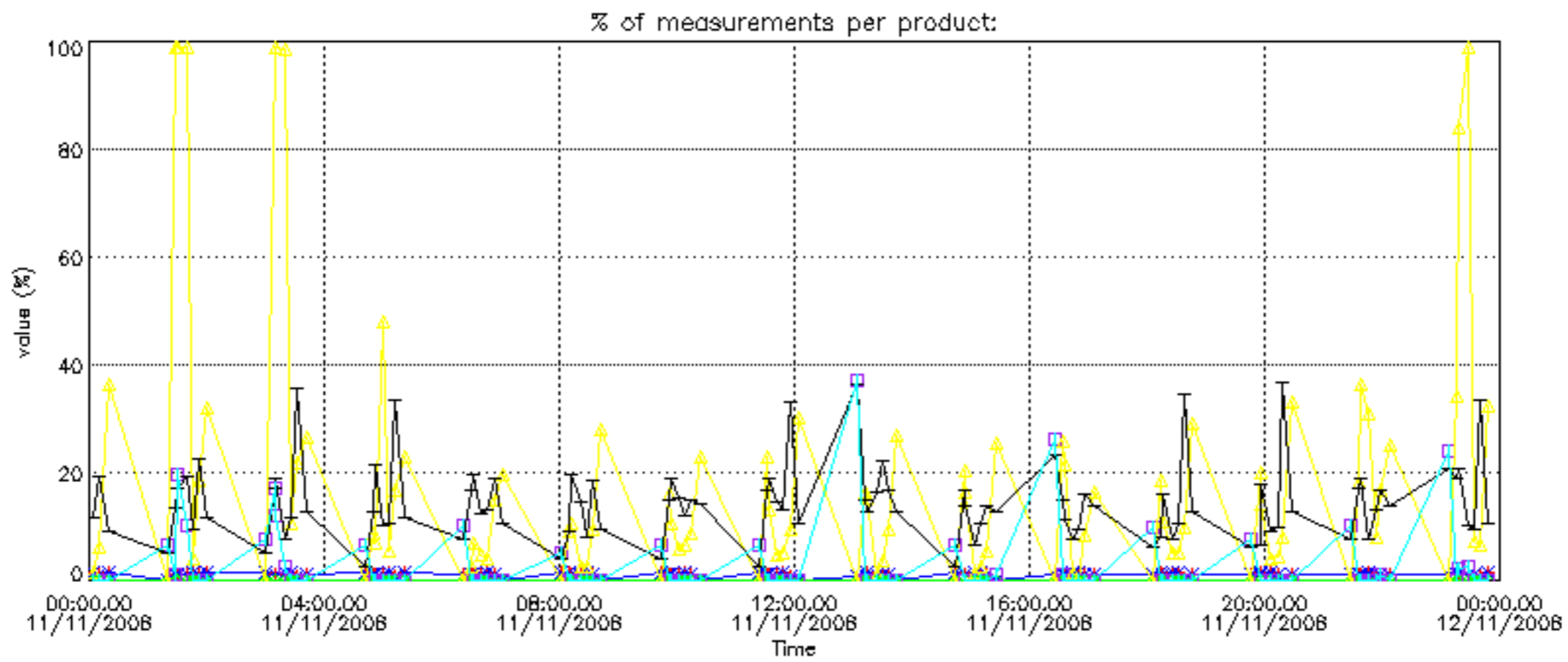
Percentage of flagged data per NO2 profile

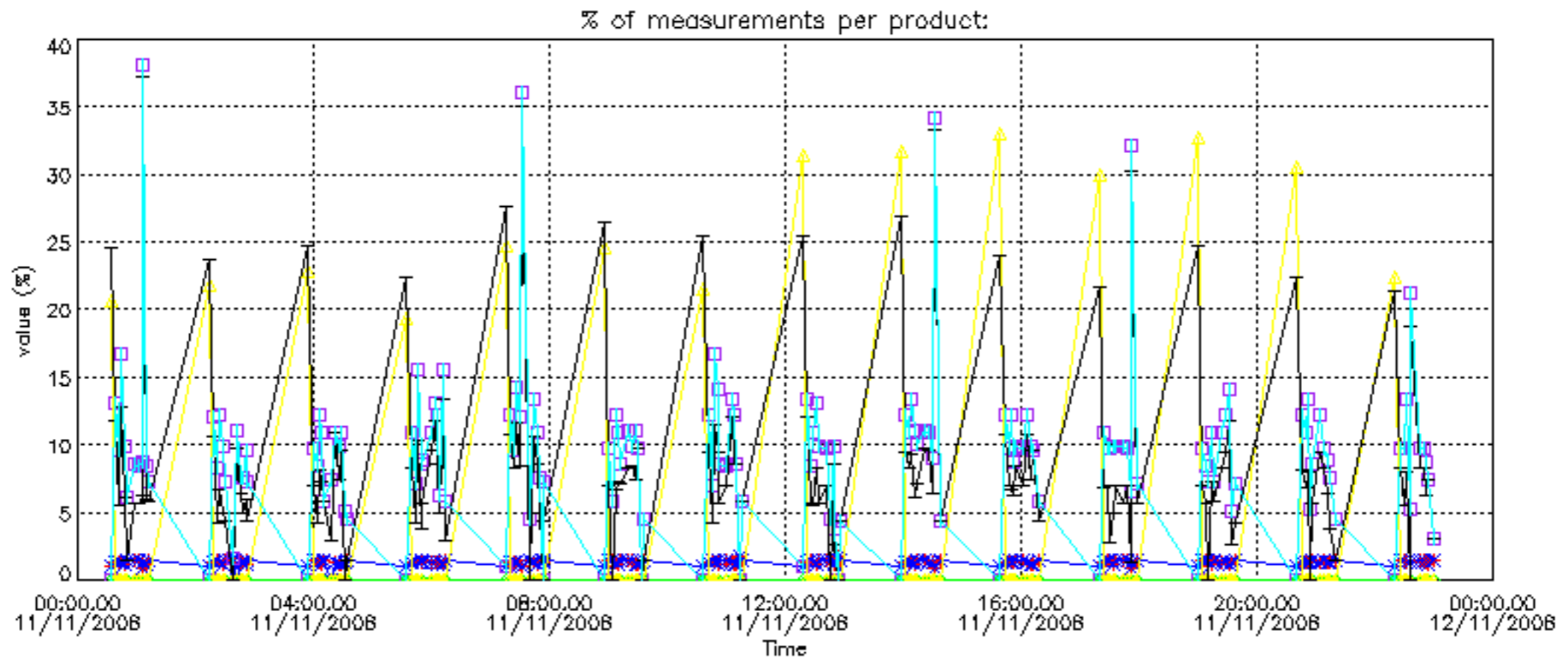


Percentage of flagged data per NO3 profile

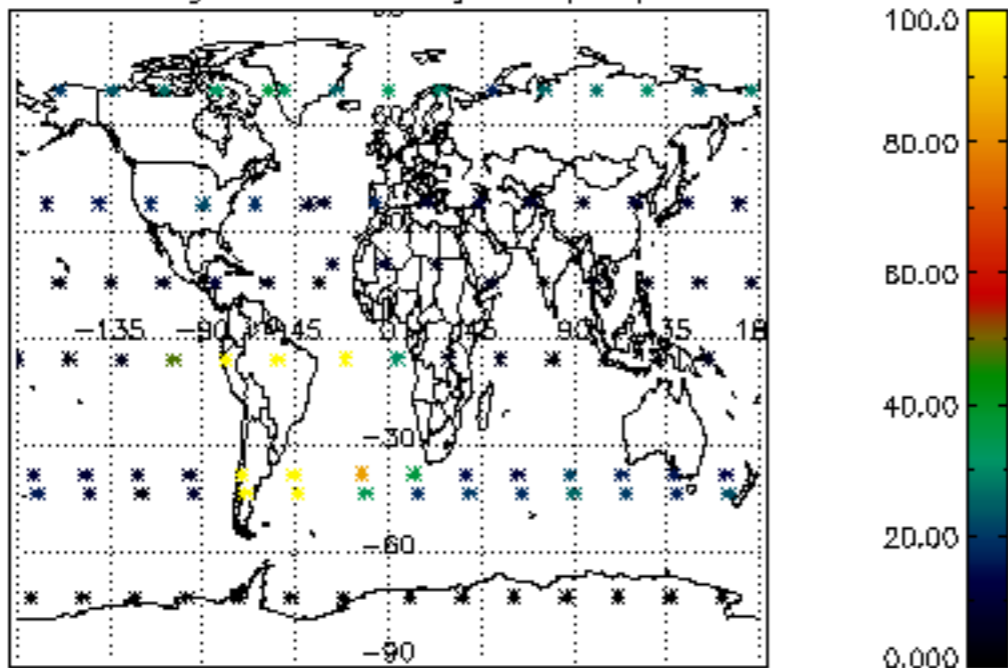




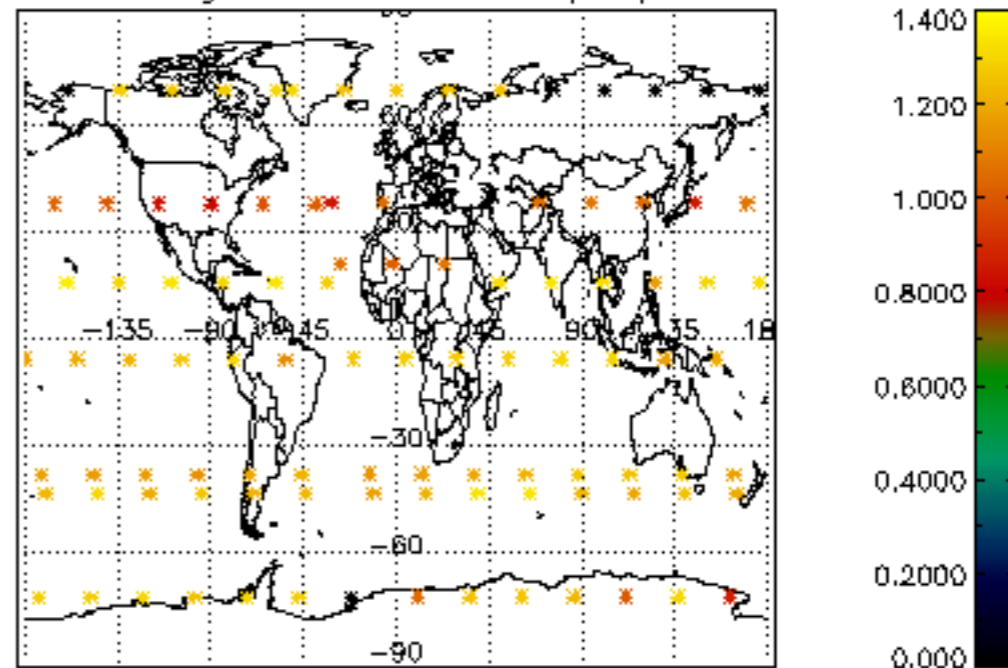




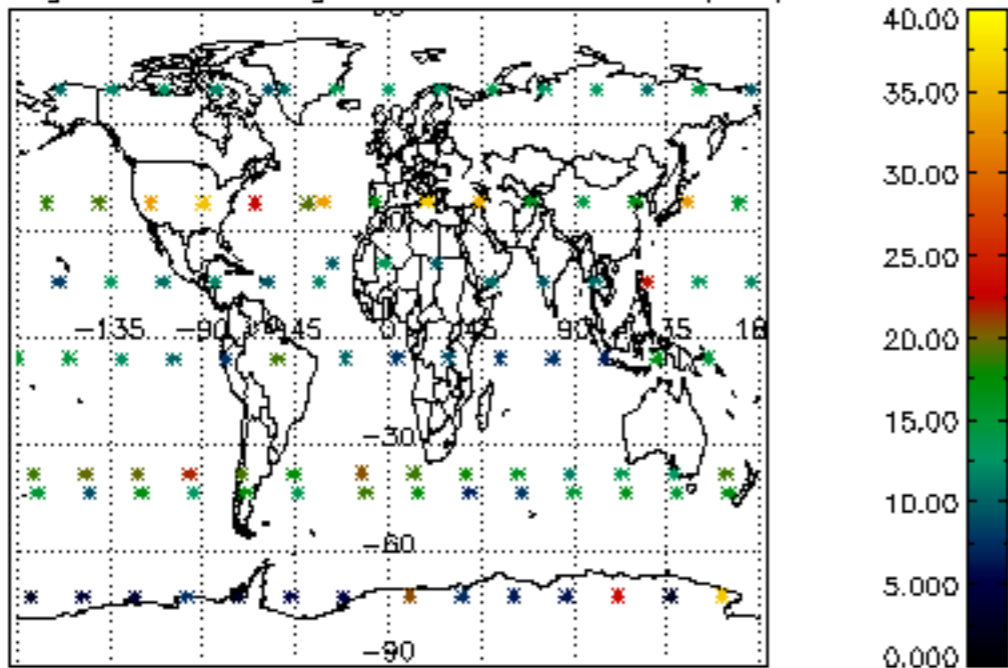
Percentage of cosmic ray hits per profile



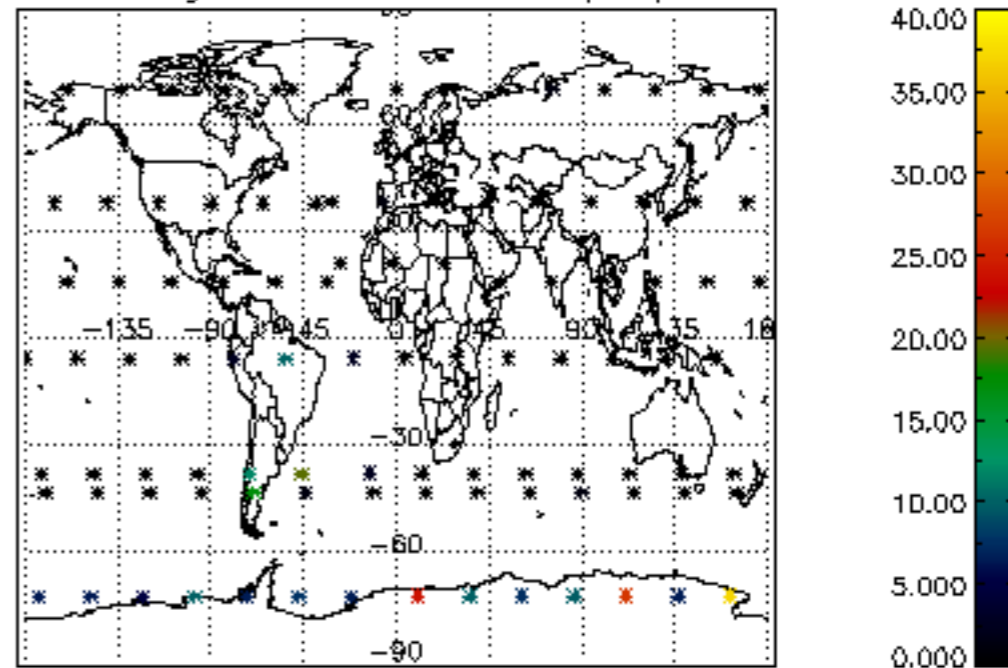
Percentage of datation errors per profile



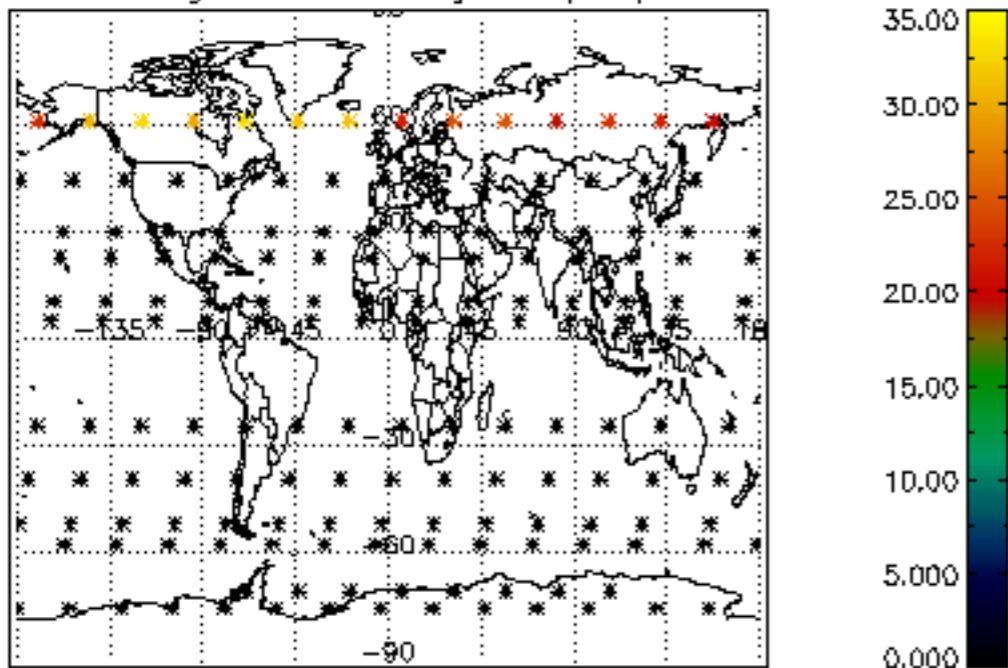
Percentage of star falling outside central band per profile



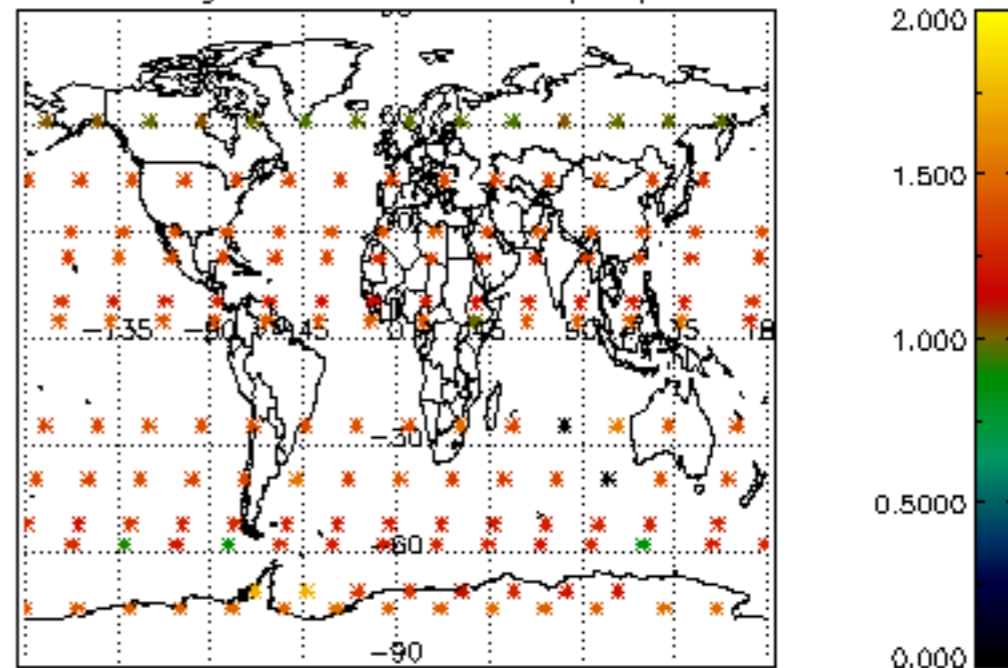
Percentage of saturation errors per profile



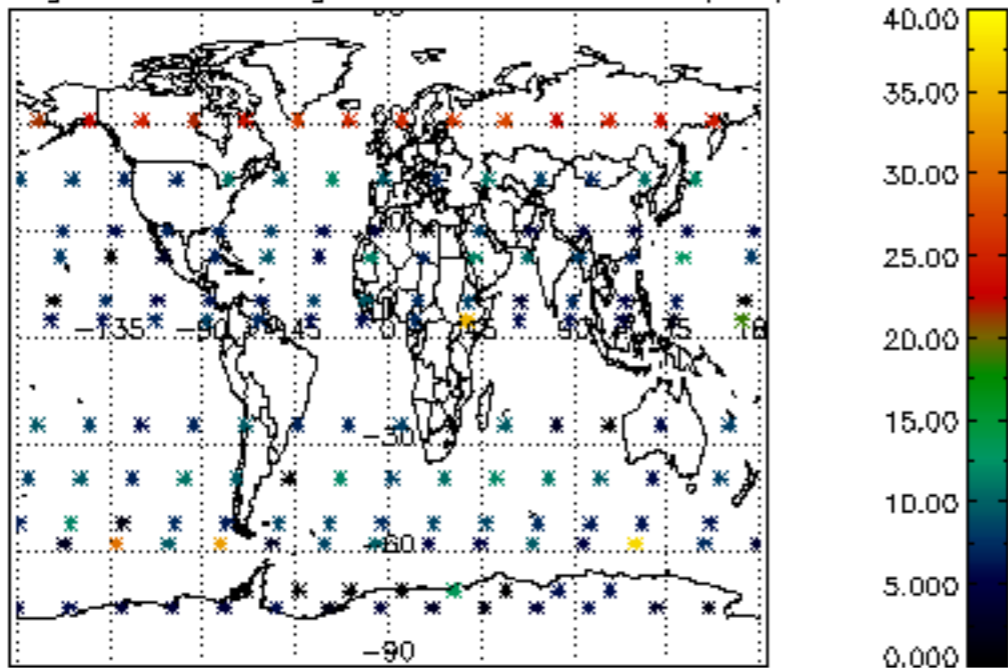
Percentage of cosmic ray hits per profile



Percentage of datation errors per profile



Percentage of star falling outside central band per profile



Percentage of saturation errors per profile

