

GOMOS Level 2 Daily Report

SUMMARY

[1. General Info](#)

[2. Summary of processed GOM_NL_2P products](#)

[3. Level 2 Quality information per product](#)

[3.1 Plot of level 2 quality information per product \(time dependant\)](#)

[3.2 Plot of level 2 quality information per product \(world map\)](#)

[4. Level 1 Quality information per product \(stored on level 2 products\)](#)

[4.1 Plot of level 1 quality information per product \(time dependant\)](#)

[4.1.1 Plot of level 1 quality information per product \(time dependant\): ASCENDING](#)

[4.1.2 Plot of level 1 quality information per product \(time dependant\): DESCENDING](#)

[4.2 Plot of level 1 quality information per product \(world map\)](#)

[4.2.1 Plot of level 1 quality information per product \(world map\): ASCENDING](#)

[4.2.2 Plot of level 1 quality information per product \(world map\): DESCENDING](#)

[5. Ozone profiles based on quality statistics and other trace gas profiles](#)

[5.1 Ozone statistics based on quality of products](#)

[5.2 Plot ozone profiles for all STD \(dark without errors\)](#)

[5.3 Plot ozone profiles where STD < 20% \(dark without errors\)](#)

[5.4. Plot ozone profiles where STD < 10% \(dark without errors\)](#)

[5.5. Plot ozone profiles where STD < 5% \(dark without errors\)](#)

[5.6 Plot NO2 profiles for all STD \(dark without errors\)](#)

[5.7 Plot NO3 profiles for all STD \(dark without errors\)](#)

[5.8 Plot H2O profiles \(only for occultations of stars 1,2,3,4,13,14,16,26,63 dark without errors\) for all STD](#)

[6. Auxiliary Data Files used for the production reported in section 2](#)

This report presents the daily analysis on parameters extracted from GOMOS level 2 data (GOM_NL__2P). It is intended to monitor some important parameters that will impact the quality of these products. A list of level 2 products (and content) that have arrived during the reporting day to the PCF is also given.

Item	Value
Time of report generation	25APR2013 21:44:22
Data source version	GOMOS/6.01
Start time of products	05-11-2008 (05NOV2008 00:00:00)
Stop time of products	06-11-2008 (06NOV2008 00:00:00)
Store outputs in DB	Yes
Nb of level 2 prods	199
Nb of prods with errors	0

2. Summary of processed GOM_NL__2P products.

Nr	Filename	UTC Start time	Limb	Duration	Star Id	Star Name	Star Mag	Star Temp	Nb Meas	Orbit	Prod. error
1	GOM_NL__2PRFIN20081105_000802_000000382073_00317_34940_9323.N1	05-NOV-2008 00:08:02	Straylight	38.000	157	The1Eri	2.9060	9300.0	76	34940	No
2	GOM_NL__2PRFIN20081105_002627_000000372073_00317_34940_9324.N1	05-NOV-2008 00:26:27	Bright	37.000	105	6Bet Ari	2.6450	8900.0	74	34940	No
3	GOM_NL__2PRFIN20081105_003035_000000382073_00317_34940_9325.N1	05-NOV-2008 00:30:35	Bright	37.500	53	43Bet And	2.0480	3300.0	75	34940	No
4	GOM_NL__2PRFIN20081105_003247_000000392073_00317_34940_9326.N1	05-NOV-2008 00:32:47	Bright	38.500	73	57Gam1And	2.2600	13100.	77	34940	No
5	GOM_NL__2PRFIN20081105_003631_000000362073_00317_34940_9327.N1	05-NOV-2008 00:36:31	Bright	35.500	68	18Alp Cas	2.2250	4500.0	71	34940	No
6	GOM_NL__2PRFIN20081105_004544_000000342073_00317_34940_9328.N1	05-NOV-2008 00:45:44	Bright	33.500	49	1Alp UMi	1.9900	6300.0	67	34940	No
7	GOM_NL__2PRFIN20081105_004945_000000372073_00317_34940_9329.N1	05-NOV-2008 00:49:45	Bright	37.000	60	7Bet UMi	2.0810	3950.0	74	34940	No
8	GOM_NL__2PRFIN20081105_005347_000000402073_00317_34940_9330.N1	05-NOV-2008 00:53:47	Bright	39.500	36	50Alp UMa	1.8000	6300.0	79	34940	No
9	GOM_NL__2PRFIN20081105_005524_000000442073_00317_34940_9331.N1	05-NOV-2008 00:55:24	Bright	44.000	82	48Bet UMa	2.3650	10600.	88	34940	No
10	GOM_NL__2PRFIN20081105_005911_000000582073_00317_34940_9332.N1	05-NOV-2008 00:59:11	Bright	57.500	174	52Psi UMa	3.0040	4400.0	115	34940	No
11	GOM_NL__2PRFIN20081105_010651_000000412073_00317_34940_9333.N1	05-NOV-2008 01:06:51	Bright	40.500	96	68Del Leo	2.5600	9300.0	81	34940	No
12	GOM_NL__2PRFIN20081105_012653_000000402073_00317_34940_9334.N1	05-NOV-2008 01:26:53	Dark	39.500	113	Mu Vel	2.6920	5000.0	79	34940	No
13	GOM_NL__2PRFIN20081105_013307_000000392073_00318_34941_9499.N1	05-NOV-2008 01:33:07	Dark	39.000	29	Bet Car	1.6720	10200.	78	34941	No
14	GOM_NL__2PRFIN20081105_013848_000000502073_00318_34941_9500.N1	05-NOV-2008 01:38:48	Dark	49.500	2	Alp Car	-0.73600	7000.0	99	34941	No
15	GOM_NL__2PRFIN20081105_014838_000000402073_00318_34941_9501.N1	05-NOV-2008 01:48:38	Straylight	39.500	157	The1Eri	2.9060	9300.0	79	34941	No
16	GOM_NL__2PRFIN20081105_020703_000000382073_00318_34941_9502.N1	05-NOV-2008 02:07:03	Bright	38.000	105	6Bet Ari	2.6450	8900.0	76	34941	No
17	GOM_NL__2PRFIN20081105_021111_000000352073_00318_34941_9503.N1	05-NOV-2008 02:11:11	Bright	35.000	53	43Bet And	2.0480	3300.0	70	34941	No
18	GOM_NL__2PRFIN20081105_021323_000000392073_00318_34941_9504.N1	05-NOV-2008 02:13:23	Bright	38.500	73	57Gam1And	2.2600	13100.	77	34941	No
19	GOM_NL__2PRFIN20081105_021707_000000362073_00318_34941_9505.N1	05-NOV-2008 02:17:07	Bright	35.500	68	18Alp Cas	2.2250	4500.0	71	34941	No
20	GOM_NL__2PRFIN20081105_022620_000000362073_00318_34941_9506.N1	05-NOV-2008 02:26:20	Bright	36.000	49	1Alp UMi	1.9900	6300.0	72	34941	No
21	GOM_NL__2PRFIN20081105_023021_000000352073_00318_34941_9507.N1	05-NOV-2008 02:30:21	Bright	35.000	60	7Bet UMi	2.0810	3950.0	70	34941	No
22	GOM_NL__2PRFIN20081105_023423_000000392073_00318_34941_9508.N1	05-NOV-2008 02:34:23	Bright	38.500	36	50Alp UMa	1.8000	6300.0	77	34941	No
23	GOM_NL__2PRFIN20081105_023600_000000572073_00318_34941_9509.N1	05-NOV-2008 02:36:00	Bright	57.000	82	48Bet UMa	2.3650	10600.	114	34941	No
24	GOM_NL__2PRFIN20081105_023947_000000372073_00318_34941_9510.N1	05-NOV-2008 02:39:47	Bright	37.000	174	52Psi UMa	3.0040	4400.0	74	34941	No
25	GOM_NL__2PRFIN20081105_024727_000000392073_00318_34941_9511.N1	05-NOV-2008 02:47:27	Bright	39.000	96	68Del Leo	2.5600	9300.0	78	34941	No
26	GOM_NL__2PRFIN20081105_030729_000000392073_00318_34941_9512.N1	05-NOV-2008 03:07:29	Dark	39.000	113	Mu Vel	2.6920	5000.0	78	34941	No
27	GOM_NL__2PRFIN20081105_031344_000000382073_00319_34942_9513.N1	05-NOV-2008 03:13:44	Dark	38.000	29	Bet Car	1.6720	10200.	76	34942	No
28	GOM_NL__2PRFIN20081105_031925_000000492073_00319_34942_9514.N1	05-NOV-2008 03:19:25	Dark	48.500	2	Alp Car	-0.73600	7000.0	97	34942	No
29	GOM_NL__2PRFIN20081105_032914_000000402073_00319_34942_9515.N1	05-NOV-2008 03:29:14	Straylight	40.000	157	The1Eri	2.9060	9300.0	80	34942	No
30	GOM_NL__2PRFIN20081105_034739_000000382073_00319_34942_9516.N1	05-NOV-2008 03:47:39	Bright	38.000	105	6Bet Ari	2.6450	8900.0	76	34942	No
31	GOM_NL__2PRFIN20081105_035147_000000372073_00319_34942_9517.N1	05-NOV-2008 03:51:47	Bright	36.500	53	43Bet And	2.0480	3300.0	73	34942	No
32	GOM_NL__2PRFIN20081105_035359_000000382073_00319_34942_9518.N1	05-NOV-2008 03:53:59	Bright	38.000	73	57Gam1And	2.2600	13100.	76	34942	No
33	GOM_NL__2PRFIN20081105_035743_000000352073_00319_34942_9519.N1	05-NOV-2008 03:57:43	Bright	34.500	68	18Alp Cas	2.2250	4500.0	69	34942	No
34	GOM_NL__2PRFIN20081105_040656_000000352073_00319_34942_9520.N1	05-NOV-2008 04:06:56	Bright	35.000	49	1Alp UMi	1.9900	6300.0	70	34942	No
35	GOM_NL__2PRFIN20081105_041057_000000332073_00319_34942_9521.N1	05-NOV-2008 04:10:57	Bright	33.000	60	7Bet UMi	2.0810	3950.0	66	34942	No
36	GOM_NL__2PRFIN20081105_041459_000000402073_00319_34942_9522.N1	05-NOV-2008 04:14:59	Bright	39.500	36	50Alp UMa	1.8000	6300.0	79	34942	No
37	GOM_NL__2PRFIN20081105_041636_000000382073_00319_34942_9523.N1	05-NOV-2008 04:16:36	Bright	38.000	82	48Bet UMa	2.3650	10600.	76	34942	No
38	GOM_NL__2PRFIN20081105_042023_000000462073_00319_34942_9524.N1	05-NOV-2008 04:20:23	Bright	46.000	174	52Psi UMa	3.0040	4400.0	92	34942	No
39	GOM_NL__2PRFIN20081105_042803_000000402073_00319_34942_9525.N1	05-NOV-2008 04:28:03	Bright	40.000	96	68Del Leo	2.5600	9300.0	80	34942	No
40	GOM_NL__2PRFIN20081105_044805_000000422073_00319_34942_9526.N1	05-NOV-2008 04:48:05	Dark	42.000	113	Mu Vel	2.6920	5000.0	84	34942	No
41	GOM_NL__2PRFIN20081105_045420_000000392073_00320_34943_9526.N1	05-NOV-2008 04:54:20	Dark	38.500	29	Bet Car	1.6720	10200.	77	34943	No
42	GOM_NL__2PRFIN20081105_050002_000000592073_00320_34943_9527.N1	05-NOV-2008 05:00:02	Dark	59.000	2	Alp Car	-0.73600	7000.0	118	34943	No

43	GOM_NL__2PRFIN20081105_050951_000000382073_00320_34943_9528.N1	05-NOV-2008 05:09:51	Straylight	38.000	157	The1Eri	2.9060	9300.0	76	34943	No
44	GOM_NL__2PRFIN20081105_052815_000000372073_00320_34943_9529.N1	05-NOV-2008 05:28:15	Bright	37.000	105	6Bet Ari	2.6450	8900.0	74	34943	No
45	GOM_NL__2PRFIN20081105_053223_000000362073_00320_34943_9530.N1	05-NOV-2008 05:32:23	Bright	35.500	53	43Bet And	2.0480	3300.0	71	34943	No
46	GOM_NL__2PRFIN20081105_053435_000000382073_00320_34943_9531.N1	05-NOV-2008 05:34:35	Bright	37.500	73	57Gam1And	2.2600	13100.	75	34943	No
47	GOM_NL__2PRFIN20081105_053819_000000372073_00320_34943_9532.N1	05-NOV-2008 05:38:19	Bright	36.500	68	18Alp Cas	2.2250	4500.0	73	34943	No
48	GOM_NL__2PRFIN20081105_054732_000000362073_00320_34943_9533.N1	05-NOV-2008 05:47:32	Bright	35.500	49	1Alp UMi	1.9900	6300.0	71	34943	No
49	GOM_NL__2PRFIN20081105_055133_000000372073_00320_34943_9534.N1	05-NOV-2008 05:51:33	Bright	37.000	60	7Bet UMi	2.0810	3950.0	74	34943	No
50	GOM_NL__2PRFIN20081105_055534_000000402073_00320_34943_9535.N1	05-NOV-2008 05:55:34	Bright	39.500	36	50Alp UMa	1.8000	6300.0	79	34943	No
51	GOM_NL__2PRFIN20081105_055712_000000392073_00320_34943_9536.N1	05-NOV-2008 05:57:12	Bright	39.000	82	48Bet UMa	2.3650	10600.	78	34943	No
52	GOM_NL__2PRFIN20081105_060059_000000582073_00320_34943_9537.N1	05-NOV-2008 06:00:59	Bright	58.000	174	52Psi UMa	3.0040	4400.0	116	34943	No
53	GOM_NL__2PRFIN20081105_060840_000000412073_00320_34943_9538.N1	05-NOV-2008 06:08:40	Bright	40.500	96	68Del Leo	2.5600	9300.0	81	34943	No
54	GOM_NL__2PRFIN20081105_062842_000000432073_00320_34943_9539.N1	05-NOV-2008 06:28:42	Dark	43.000	113	Mu Vel	2.6920	5000.0	86	34943	No
55	GOM_NL__2PRFIN20081105_063456_000000392073_00321_34944_9539.N1	05-NOV-2008 06:34:56	Dark	38.500	29	Bet Car	1.6720	10200.	77	34944	No
56	GOM_NL__2PRFIN20081105_064039_000000482073_00321_34944_9540.N1	05-NOV-2008 06:40:39	Dark	48.000	2	Alp Car	-0.73600	7000.0	96	34944	No
57	GOM_NL__2PRFIN20081105_065027_000000392073_00321_34944_9541.N1	05-NOV-2008 06:50:27	Straylight	38.500	157	The1Eri	2.9060	9300.0	77	34944	No
58	GOM_NL__2PRFIN20081105_070851_000000392073_00321_34944_9542.N1	05-NOV-2008 07:08:51	Bright	38.500	105	6Bet Ari	2.6450	8900.0	77	34944	No
59	GOM_NL__2PRFIN20081105_071259_000000382073_00321_34944_9543.N1	05-NOV-2008 07:12:59	Bright	37.500	53	43Bet And	2.0480	3300.0	75	34944	No
60	GOM_NL__2PRFIN20081105_071510_000000392073_00321_34944_9544.N1	05-NOV-2008 07:15:10	Bright	39.000	73	57Gam1And	2.2600	13100.	78	34944	No
61	GOM_NL__2PRFIN20081105_071855_000000372073_00321_34944_9545.N1	05-NOV-2008 07:18:55	Bright	36.500	68	18Alp Cas	2.2250	4500.0	73	34944	No
62	GOM_NL__2PRFIN20081105_072808_000000342073_00321_34944_9546.N1	05-NOV-2008 07:28:08	Bright	33.500	49	1Alp UMi	1.9900	6300.0	67	34944	No
63	GOM_NL__2PRFIN20081105_073209_000000342073_00321_34944_9547.N1	05-NOV-2008 07:32:09	Bright	34.000	60	7Bet UMi	2.0810	3950.0	68	34944	No
64	GOM_NL__2PRFIN20081105_073610_000000402073_00321_34944_9548.N1	05-NOV-2008 07:36:10	Bright	39.500	36	50Alp UMa	1.8000	6300.0	79	34944	No
65	GOM_NL__2PRFIN20081105_073748_000000382073_00321_34944_9549.N1	05-NOV-2008 07:37:48	Bright	37.500	82	48Bet UMa	2.3650	10600.	75	34944	No
66	GOM_NL__2PRFIN20081105_074135_000000442073_00321_34944_9550.N1	05-NOV-2008 07:41:35	Bright	43.500	174	52Psi UMa	3.0040	4400.0	87	34944	No
67	GOM_NL__2PRFIN20081105_074916_000000412073_00321_34944_9551.N1	05-NOV-2008 07:49:16	Bright	40.500	96	68Del Leo	2.5600	9300.0	81	34944	No
68	GOM_NL__2PRFIN20081105_080918_000000402073_00321_34944_9552.N1	05-NOV-2008 08:09:18	Dark	40.000	113	Mu Vel	2.6920	5000.0	80	34944	No
69	GOM_NL__2PRFIN20081105_081533_000000392073_00322_34945_9550.N1	05-NOV-2008 08:15:33	Dark	38.500	29	Bet Car	1.6720	10200.	77	34945	No
70	GOM_NL__2PRFIN20081105_082115_000000532073_00322_34945_9551.N1	05-NOV-2008 08:21:15	Dark	53.000	2	Alp Car	-0.73600	7000.0	106	34945	No
71	GOM_NL__2PRFIN20081105_083103_000000382073_00322_34945_9552.N1	05-NOV-2008 08:31:03	Straylight	37.500	157	The1Eri	2.9060	9300.0	75	34945	No
72	GOM_NL__2PRFIN20081105_084926_000000382073_00322_34945_9553.N1	05-NOV-2008 08:49:26	Bright	37.500	105	6Bet Ari	2.6450	8900.0	75	34945	No
73	GOM_NL__2PRFIN20081105_085335_000000352073_00322_34945_9554.N1	05-NOV-2008 08:53:35	Bright	35.000	53	43Bet And	2.0480	3300.0	70	34945	No
74	GOM_NL__2PRFIN20081105_085546_000000392073_00322_34945_9555.N1	05-NOV-2008 08:55:46	Bright	38.500	73	57Gam1And	2.2600	13100.	77	34945	No
75	GOM_NL__2PRFIN20081105_085931_000000362073_00322_34945_9556.N1	05-NOV-2008 08:59:31	Bright	36.000	68	18Alp Cas	2.2250	4500.0	72	34945	No
76	GOM_NL__2PRFIN20081105_090844_000000362073_00322_34945_9557.N1	05-NOV-2008 09:08:44	Bright	36.000	49	1Alp UMi	1.9900	6300.0	72	34945	No
77	GOM_NL__2PRFIN20081105_091245_000000362073_00322_34945_9558.N1	05-NOV-2008 09:12:45	Bright	36.000	60	7Bet UMi	2.0810	3950.0	72	34945	No
78	GOM_NL__2PRFIN20081105_091646_000000412073_00322_34945_9559.N1	05-NOV-2008 09:16:46	Bright	40.500	36	50Alp UMa	1.8000	6300.0	81	34945	No
79	GOM_NL__2PRFIN20081105_091823_000000382073_00322_34945_9560.N1	05-NOV-2008 09:18:23	Bright	38.000	82	48Bet UMa	2.3650	10600.	76	34945	No
80	GOM_NL__2PRFIN20081105_092210_000000422073_00322_34945_9561.N1	05-NOV-2008 09:22:10	Bright	41.500	174	52Psi UMa	3.0040	4400.0	83	34945	No
81	GOM_NL__2PRFIN20081105_092952_000000462073_00322_34945_9562.N1	05-NOV-2008 09:29:52	Bright	46.000	96	68Del Leo	2.5600	9300.0	92	34945	No
82	GOM_NL__2PRFIN20081105_094955_000000402073_00322_34945_9563.N1	05-NOV-2008 09:49:55	Dark	40.000	113	Mu Vel	2.6920	5000.0	80	34945	No
83	GOM_NL__2PRFIN20081105_095609_000000382073_00323_34946_9570.N1	05-NOV-2008 09:56:09	Dark	38.000	29	Bet Car	1.6720	10200.	76	34946	No
84	GOM_NL__2PRFIN20081105_100152_000000522073_00323_34946_9571.N1	05-NOV-2008 10:01:52	Dark	51.500	2	Alp Car	-0.73600	7000.0	103	34946	No
85	GOM_NL__2PRFIN20081105_101139_000000392073_00323_34946_9572.N1	05-NOV-2008 10:11:39	Straylight	38.500	157	The1Eri	2.9060	9300.0	77	34946	No
86	GOM_NL__2PRFIN20081105_103002_000000372073_00323_34946_9573.N1	05-NOV-2008 10:30:02	Bright	37.000	105	6Bet Ari	2.6450	8900.0	74	34946	No
87	GOM_NL__2PRFIN20081105_103411_000000372073_00323_34946_9574.N1	05-NOV-2008 10:34:11	Bright	36.500	53	43Bet And	2.0480	3300.0	73	34946	No
88	GOM_NL__2PRFIN20081105_103622_000000402073_00323_34946_9575.N1	05-NOV-2008 10:36:22	Bright	39.500	73	57Gam1And	2.2600	13100.	79	34946	No
89	GOM_NL__2PRFIN20081105_104007_000000362073_00323_34946_9576.N1	05-NOV-2008 10:40:07	Bright	36.000	68	18Alp Cas	2.2250	4500.0	72	34946	No
90	GOM_NL__2PRFIN20081105_104920_000000362073_00323_34946_9577.N1	05-NOV-2008 10:49:20	Bright	36.000	49	1Alp UMi	1.9900	6300.0	72	34946	No
91	GOM_NL__2PRFIN20081105_105321_000000362073_00323_34946_9578.N1	05-NOV-2008 10:53:21	Bright	35.500	60	7Bet UMi	2.0810	3950.0	71	34946	No
92	GOM_NL__2PRFIN20081105_105722_000000382073_00323_34946_9579.N1	05-NOV-2008 10:57:22	Bright	38.000	36	50Alp UMa	1.8000	6300.0	76	34946	No
93	GOM_NL__2PRFIN20081105_105859_000000392073_00323_34946_9580.N1	05-NOV-2008 10:58:59	Bright	39.000	82	48Bet UMa	2.3650	10600.	78	34946	No
94	GOM_NL__2PRFIN20081105_110246_000000392073_00323_34946_9581.N1	05-NOV-2008 11:02:46	Bright	38.500	174	52Psi UMa	3.0040	4400.0	77	34946	No
95	GOM_NL__2PRFIN20081105_111028_000000452073_00323_34946_9582.N1	05-NOV-2008 11:10:28	Bright	44.500	96	68Del Leo	2.5600	9300.0	89	34946	No
96	GOM_NL__2PRFIN20081105_113031_000000432073_00323_34946_9583.N1	05-NOV-2008 11:30:31	Dark	42.500	113	Mu Vel	2.6920	5000.0	85	34946	No
97	GOM_NL__2PRFIN20081105_113645_000000392073_00324_34947_9583.N1	05-NOV-2008 11:36:45	Dark	39.000	29	Bet Car	1.6720	10200.	78	34947	No
98	GOM_NL__2PRFIN20081105_114229_000000582073_00324_34947_9584.N1	05-NOV-2008 11:42:29	Dark	57.500	2	Alp Car	-0.73600	7000.0	115	34947	No
99	GOM_NL__2PRFIN20081105_115215_000000392073_00324_34947_9585.N1	05-NOV-2008 11:52:15	Straylight	38.500	157	The1Eri	2.9060	9300.0	77	34947	No
100	GOM_NL__2PRFIN20081105_121038_000000372073_00324_34947_9586.N1	05-NOV-2008 12:10:38	Bright	37.000	105	6Bet Ari	2.6450	8900.0	74	34947	No
101	GOM_NL__2PRFIN20081105_121447_000000362073_00324_34947_9587.N1	05-NOV-2008 12:14:47	Bright	35.500	53	43Bet And	2.0480	3300.0	71	34947	No

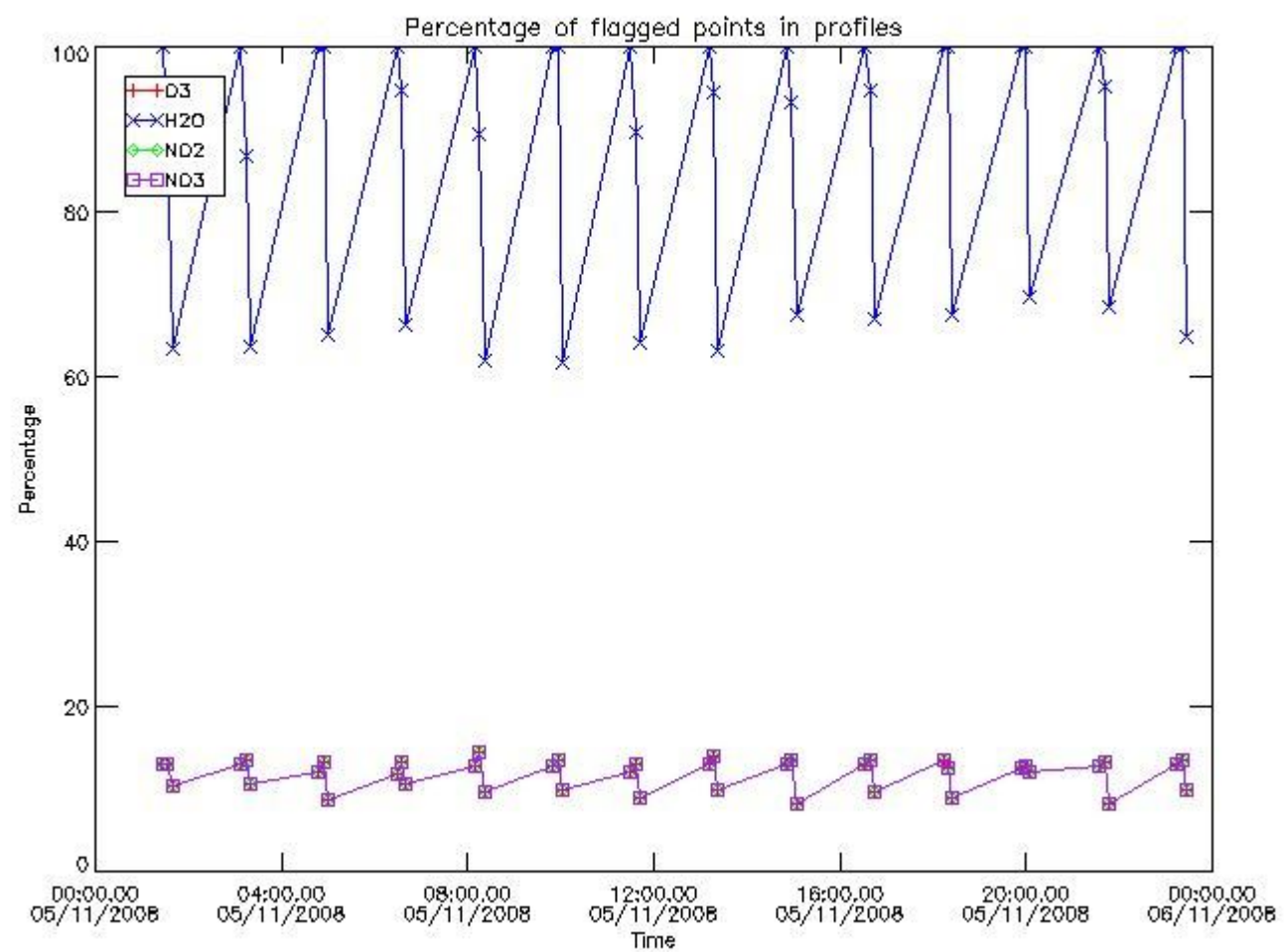
102	GOM_NL__2PRFIN20081105_121657_000000382073_00324_34947_9588.N1	05-NOV-2008 12:16:57	Bright	38.000	73	57Gam1And	2.2600	13100.	76	34947	No
103	GOM_NL__2PRFIN20081105_122043_000000362073_00324_34947_9589.N1	05-NOV-2008 12:20:43	Bright	36.000	68	18Alp Cas	2.2250	4500.0	72	34947	No
104	GOM_NL__2PRFIN20081105_122956_000000372073_00324_34947_9590.N1	05-NOV-2008 12:29:56	Bright	36.500	49	1Alp UMi	1.9900	6300.0	73	34947	No
105	GOM_NL__2PRFIN20081105_123357_000000372073_00324_34947_9591.N1	05-NOV-2008 12:33:57	Bright	37.000	60	7Bet UMi	2.0810	3950.0	74	34947	No
106	GOM_NL__2PRFIN20081105_123757_000000372073_00324_34947_9592.N1	05-NOV-2008 12:37:57	Bright	37.000	36	50Alp UMa	1.8000	6300.0	74	34947	No
107	GOM_NL__2PRFIN20081105_123935_000000382073_00324_34947_9593.N1	05-NOV-2008 12:39:35	Bright	38.000	82	48Bet UMa	2.3650	10600.	76	34947	No
108	GOM_NL__2PRFIN20081105_124322_000000392073_00324_34947_9594.N1	05-NOV-2008 12:43:22	Bright	38.500	174	52Psi UMa	3.0040	4400.0	77	34947	No
109	GOM_NL__2PRFIN20081105_125104_000000402073_00324_34947_9595.N1	05-NOV-2008 12:51:04	Bright	39.500	96	68Del Leo	2.5600	9300.0	79	34947	No
110	GOM_NL__2PRFIN20081105_131107_000000392073_00324_34947_9596.N1	05-NOV-2008 13:11:07	Dark	39.000	113	Mu Vel	2.6920	5000.0	78	34947	No
111	GOM_NL__2PRFIN20081105_131721_000000372073_00325_34948_9596.N1	05-NOV-2008 13:17:21	Dark	36.500	29	Bet Car	1.6720	10200.	73	34948	No
112	GOM_NL__2PRFIN20081105_132305_000000522073_00325_34948_9597.N1	05-NOV-2008 13:23:05	Dark	52.000	2	Alp Car	-0.73600	7000.0	104	34948	No
113	GOM_NL__2PRFIN20081105_133252_000000372073_00325_34948_9598.N1	05-NOV-2008 13:32:52	Straylight	37.000	157	The1Eri	2.9060	9300.0	74	34948	No
114	GOM_NL__2PRFIN20081105_135114_000000382073_00325_34948_9599.N1	05-NOV-2008 13:51:14	Bright	37.500	105	6Bet Ari	2.6450	8900.0	75	34948	No
115	GOM_NL__2PRFIN20081105_135523_000000362073_00325_34948_9600.N1	05-NOV-2008 13:55:23	Bright	35.500	53	43Bet And	2.0480	3300.0	71	34948	No
116	GOM_NL__2PRFIN20081105_135733_000000392073_00325_34948_9601.N1	05-NOV-2008 13:57:33	Bright	39.000	73	57Gam1And	2.2600	13100.	78	34948	No
117	GOM_NL__2PRFIN20081105_140119_000000362073_00325_34948_9602.N1	05-NOV-2008 14:01:19	Bright	36.000	68	18Alp Cas	2.2250	4500.0	72	34948	No
118	GOM_NL__2PRFIN20081105_141032_000000332073_00325_34948_9603.N1	05-NOV-2008 14:10:32	Bright	32.500	49	1Alp UMi	1.9900	6300.0	65	34948	No
119	GOM_NL__2PRFIN20081105_141433_000000362073_00325_34948_9604.N1	05-NOV-2008 14:14:33	Bright	36.000	60	7Bet UMi	2.0810	3950.0	72	34948	No
120	GOM_NL__2PRFIN20081105_141833_000000562073_00325_34948_9605.N1	05-NOV-2008 14:18:33	Bright	56.000	36	50Alp UMa	1.8000	6300.0	112	34948	No
121	GOM_NL__2PRFIN20081105_142011_000000402073_00325_34948_9606.N1	05-NOV-2008 14:20:11	Bright	39.500	82	48Bet UMa	2.3650	10600.	79	34948	No
122	GOM_NL__2PRFIN20081105_142358_000000412073_00325_34948_9607.N1	05-NOV-2008 14:23:58	Bright	41.000	174	52Psi UMa	3.0040	4400.0	82	34948	No
123	GOM_NL__2PRFIN20081105_143141_000000412073_00325_34948_9608.N1	05-NOV-2008 14:31:41	Bright	40.500	96	68Del Leo	2.5600	9300.0	81	34948	No
124	GOM_NL__2PRFIN20081105_145144_000000402073_00325_34948_9609.N1	05-NOV-2008 14:51:44	Dark	39.500	113	Mu Vel	2.6920	5000.0	79	34948	No
125	GOM_NL__2PRFIN20081105_145757_000000382073_00326_34949_9609.N1	05-NOV-2008 14:57:57	Dark	37.500	29	Bet Car	1.6720	10200.	75	34949	No
126	GOM_NL__2PRFIN20081105_150342_000000622073_00326_34949_9610.N1	05-NOV-2008 15:03:42	Dark	62.000	2	Alp Car	-0.73600	7000.0	124	34949	No
127	GOM_NL__2PRFIN20081105_151328_000000392073_00326_34949_9611.N1	05-NOV-2008 15:13:28	Straylight	39.000	157	The1Eri	2.9060	9300.0	78	34949	No
128	GOM_NL__2PRFIN20081105_153150_000000372073_00326_34949_9612.N1	05-NOV-2008 15:31:50	Bright	36.500	105	6Bet Ari	2.6450	8900.0	73	34949	No
129	GOM_NL__2PRFIN20081105_153559_000000372073_00326_34949_9613.N1	05-NOV-2008 15:35:59	Bright	36.500	53	43Bet And	2.0480	3300.0	73	34949	No
130	GOM_NL__2PRFIN20081105_153809_000000392073_00326_34949_9614.N1	05-NOV-2008 15:38:09	Bright	39.000	73	57Gam1And	2.2600	13100.	78	34949	No
131	GOM_NL__2PRFIN20081105_154155_000000362073_00326_34949_9615.N1	05-NOV-2008 15:41:55	Bright	36.000	68	18Alp Cas	2.2250	4500.0	72	34949	No
132	GOM_NL__2PRFIN20081105_155108_000000372073_00326_34949_9616.N1	05-NOV-2008 15:51:08	Bright	36.500	49	1Alp UMi	1.9900	6300.0	73	34949	No
133	GOM_NL__2PRFIN20081105_155509_000000332073_00326_34949_9617.N1	05-NOV-2008 15:55:09	Bright	33.000	60	7Bet UMi	2.0810	3950.0	66	34949	No
134	GOM_NL__2PRFIN20081105_155909_000000422073_00326_34949_9618.N1	05-NOV-2008 15:59:09	Bright	42.000	36	50Alp UMa	1.8000	6300.0	84	34949	No
135	GOM_NL__2PRFIN20081105_160046_000000392073_00326_34949_9619.N1	05-NOV-2008 16:00:46	Bright	39.000	82	48Bet UMa	2.3650	10600.	78	34949	No
136	GOM_NL__2PRFIN20081105_160434_000000412073_00326_34949_9620.N1	05-NOV-2008 16:04:34	Bright	41.000	174	52Psi UMa	3.0040	4400.0	82	34949	No
137	GOM_NL__2PRFIN20081105_161217_000000412073_00326_34949_9621.N1	05-NOV-2008 16:12:17	Bright	40.500	96	68Del Leo	2.5600	9300.0	81	34949	No
138	GOM_NL__2PRFIN20081105_163220_000000392073_00326_34949_9622.N1	05-NOV-2008 16:32:20	Dark	39.000	113	Mu Vel	2.6920	5000.0	78	34949	No
139	GOM_NL__2PRFIN20081105_163834_000000382073_00327_34950_9620.N1	05-NOV-2008 16:38:34	Dark	38.000	29	Bet Car	1.6720	10200.	76	34950	No
140	GOM_NL__2PRFIN20081105_164419_000000582073_00327_34950_9621.N1	05-NOV-2008 16:44:19	Dark	58.000	2	Alp Car	-0.73600	7000.0	116	34950	No
141	GOM_NL__2PRFIN20081105_165404_000000392073_00327_34950_9622.N1	05-NOV-2008 16:54:04	Straylight	39.000	157	The1Eri	2.9060	9300.0	78	34950	No
142	GOM_NL__2PRFIN20081105_171226_000000382073_00327_34950_9623.N1	05-NOV-2008 17:12:26	Bright	37.500	105	6Bet Ari	2.6450	8900.0	75	34950	No
143	GOM_NL__2PRFIN20081105_171635_000000372073_00327_34950_9624.N1	05-NOV-2008 17:16:35	Bright	37.000	53	43Bet And	2.0480	3300.0	74	34950	No
144	GOM_NL__2PRFIN20081105_171845_000000382073_00327_34950_9625.N1	05-NOV-2008 17:18:45	Bright	38.000	73	57Gam1And	2.2600	13100.	76	34950	No
145	GOM_NL__2PRFIN20081105_172231_000000362073_00327_34950_9626.N1	05-NOV-2008 17:22:31	Bright	35.500	68	18Alp Cas	2.2250	4500.0	71	34950	No
146	GOM_NL__2PRFIN20081105_173144_000000372073_00327_34950_9627.N1	05-NOV-2008 17:31:44	Bright	37.000	49	1Alp UMi	1.9900	6300.0	74	34950	No
147	GOM_NL__2PRFIN20081105_173546_000000362073_00327_34950_9628.N1	05-NOV-2008 17:35:46	Bright	35.500	60	7Bet UMi	2.0810	3950.0	71	34950	No
148	GOM_NL__2PRFIN20081105_173945_000000362073_00327_34950_9629.N1	05-NOV-2008 17:39:45	Bright	36.000	36	50Alp UMa	1.8000	6300.0	72	34950	No
149	GOM_NL__2PRFIN20081105_174122_000000392073_00327_34950_9630.N1	05-NOV-2008 17:41:22	Bright	39.000	82	48Bet UMa	2.3650	10600.	78	34950	No
150	GOM_NL__2PRFIN20081105_174510_000000472073_00327_34950_9631.N1	05-NOV-2008 17:45:10	Bright	47.000	174	52Psi UMa	3.0040	4400.0	94	34950	No
151	GOM_NL__2PRFIN20081105_175253_000000412073_00327_34950_9632.N1	05-NOV-2008 17:52:53	Bright	41.000	96	68Del Leo	2.5600	9300.0	82	34950	No
152	GOM_NL__2PRFIN20081105_181257_000000382073_00327_34950_9633.N1	05-NOV-2008 18:12:57	Dark	38.000	113	Mu Vel	2.6920	5000.0	76	34950	No
153	GOM_NL__2PRFIN20081105_181910_000000412073_00328_34951_9644.N1	05-NOV-2008 18:19:10	Dark	40.500	29	Bet Car	1.6720	10200.	81	34951	No
154	GOM_NL__2PRFIN20081105_182455_000000622073_00328_34951_9645.N1	05-NOV-2008 18:24:55	Dark	61.500	2	Alp Car	-0.73600	7000.0	123	34951	No
155	GOM_NL__2PRFIN20081105_183441_000000412073_00328_34951_9646.N1	05-NOV-2008 18:34:41	Straylight	41.000	157	The1Eri	2.9060	9300.0	82	34951	No
156	GOM_NL__2PRFIN20081105_185301_000000382073_00328_34951_9647.N1	05-NOV-2008 18:53:01	Bright	37.500	105	6Bet Ari	2.6450	8900.0	75	34951	No
157	GOM_NL__2PRFIN20081105_185711_000000362073_00328_34951_9648.N1	05-NOV-2008 18:57:11	Bright	36.000	53	43Bet And	2.0480	3300.0	72	34951	No
158	GOM_NL__2PRFIN20081105_185920_000000372073_00328_34951_9649.N1	05-NOV-2008 18:59:20	Bright	36.500	73	57Gam1And	2.2600	13100.	73	34951	No
159	GOM_NL__2PRFIN20081105_190307_000000362073_00328_34951_9650.N1	05-NOV-2008 19:03:07	Bright	35.500	68	18Alp Cas	2.2250	4500.0	71	34951	No
160	GOM_NL__2PRFIN20081105_191220_000000372073_00328_34951_9651.N1	05-NOV-2008 19:12:20	Bright	36.500	49	1Alp UMi	1.9900	6300.0	73	34951	No

161	GOM_NL__2PRFIN20081105_191622_000000382073_00328_34951_9652.N1	05-NOV-2008 19:16:22	Bright	38.000	60	7Bet UMi	2.0810	3950.0	76	34951	No
162	GOM_NL__2PRFIN20081105_192021_000000382073_00328_34951_9653.N1	05-NOV-2008 19:20:21	Bright	37.500	36	50Alp UMa	1.8000	6300.0	75	34951	No
163	GOM_NL__2PRFIN20081105_192158_000000392073_00328_34951_9654.N1	05-NOV-2008 19:21:58	Bright	39.000	82	48Bet UMa	2.3650	10600.	78	34951	No
164	GOM_NL__2PRFIN20081105_192546_000000422073_00328_34951_9655.N1	05-NOV-2008 19:25:46	Bright	41.500	174	52Psi UMa	3.0040	4400.0	83	34951	No
165	GOM_NL__2PRFIN20081105_193330_000000412073_00328_34951_9656.N1	05-NOV-2008 19:33:30	Bright	41.000	96	68Del Leo	2.5600	9300.0	82	34951	No
166	GOM_NL__2PRFIN20081105_195333_000000412073_00328_34951_9657.N1	05-NOV-2008 19:53:33	Dark	40.500	113	Mu Vel	2.6920	5000.0	81	34951	No
167	GOM_NL__2PRFIN20081105_195946_000000402073_00329_34952_9658.N1	05-NOV-2008 19:59:46	Dark	40.000	29	Bet Car	1.6720	10200.	80	34952	No
168	GOM_NL__2PRFIN20081105_200532_000000462073_00329_34952_9659.N1	05-NOV-2008 20:05:32	Dark	46.000	2	Alp Car	-0.73600	7000.0	92	34952	No
169	GOM_NL__2PRFIN20081105_201517_000000402073_00329_34952_9660.N1	05-NOV-2008 20:15:17	Straylight	40.000	157	The1Eri	2.9060	9300.0	80	34952	No
170	GOM_NL__2PRFIN20081105_203337_000000382073_00329_34952_9661.N1	05-NOV-2008 20:33:37	Bright	37.500	105	6Bet Ari	2.6450	8900.0	75	34952	No
171	GOM_NL__2PRFIN20081105_203747_000000382073_00329_34952_9662.N1	05-NOV-2008 20:37:47	Bright	38.000	53	43Bet And	2.0480	3300.0	76	34952	No
172	GOM_NL__2PRFIN20081105_203956_000000382073_00329_34952_9663.N1	05-NOV-2008 20:39:56	Bright	37.500	73	57Gam1And	2.2600	13100.	75	34952	No
173	GOM_NL__2PRFIN20081105_204343_000000332073_00329_34952_9664.N1	05-NOV-2008 20:43:43	Bright	33.000	68	18Alp Cas	2.2250	4500.0	66	34952	No
174	GOM_NL__2PRFIN20081105_205255_000000382073_00329_34952_9665.N1	05-NOV-2008 20:52:55	Bright	37.500	49	1Alp UMi	1.9900	6300.0	75	34952	No
175	GOM_NL__2PRFIN20081105_205658_000000382073_00329_34952_9666.N1	05-NOV-2008 20:56:58	Bright	38.000	60	7Bet UMi	2.0810	3950.0	76	34952	No
176	GOM_NL__2PRFIN20081105_210057_000000392073_00329_34952_9667.N1	05-NOV-2008 21:00:57	Bright	39.000	36	50Alp UMa	1.8000	6300.0	78	34952	No
177	GOM_NL__2PRFIN20081105_210234_000000392073_00329_34952_9668.N1	05-NOV-2008 21:02:34	Bright	38.500	82	48Bet UMa	2.3650	10600.	77	34952	No
178	GOM_NL__2PRFIN20081105_210622_000000412073_00329_34952_9669.N1	05-NOV-2008 21:06:22	Bright	41.000	174	52Psi UMa	3.0040	4400.0	82	34952	No
179	GOM_NL__2PRFIN20081105_211406_000000412073_00329_34952_9670.N1	05-NOV-2008 21:14:06	Bright	40.500	96	68Del Leo	2.5600	9300.0	81	34952	No
180	GOM_NL__2PRFIN20081105_213409_000000402073_00329_34952_9671.N1	05-NOV-2008 21:34:09	Dark	40.000	113	Mu Vel	2.6920	5000.0	80	34952	No
181	GOM_NL__2PRFIN20081105_214023_000000432073_00330_34953_9673.N1	05-NOV-2008 21:40:23	Dark	42.500	29	Bet Car	1.6720	10200.	85	34953	No
182	GOM_NL__2PRFIN20081105_214609_000000622073_00330_34953_9674.N1	05-NOV-2008 21:46:09	Dark	62.000	2	Alp Car	-0.73600	7000.0	124	34953	No
183	GOM_NL__2PRFIN20081105_215553_000000402073_00330_34953_9675.N1	05-NOV-2008 21:55:53	Straylight	40.000	157	The1Eri	2.9060	9300.0	80	34953	No
184	GOM_NL__2PRFIN20081105_221413_000000372073_00330_34953_9676.N1	05-NOV-2008 22:14:13	Bright	36.500	105	6Bet Ari	2.6450	8900.0	73	34953	No
185	GOM_NL__2PRFIN20081105_221823_000000372073_00330_34953_9677.N1	05-NOV-2008 22:18:23	Bright	36.500	53	43Bet And	2.0480	3300.0	73	34953	No
186	GOM_NL__2PRFIN20081105_222032_000000382073_00330_34953_9678.N1	05-NOV-2008 22:20:32	Bright	37.500	73	57Gam1And	2.2600	13100.	75	34953	No
187	GOM_NL__2PRFIN20081105_222419_000000362073_00330_34953_9679.N1	05-NOV-2008 22:24:19	Bright	36.000	68	18Alp Cas	2.2250	4500.0	72	34953	No
188	GOM_NL__2PRFIN20081105_223331_000000362073_00330_34953_9680.N1	05-NOV-2008 22:33:31	Bright	36.000	49	1Alp UMi	1.9900	6300.0	72	34953	No
189	GOM_NL__2PRFIN20081105_223734_000000372073_00330_34953_9681.N1	05-NOV-2008 22:37:34	Bright	37.000	60	7Bet UMi	2.0810	3950.0	74	34953	No
190	GOM_NL__2PRFIN20081105_224132_000000412073_00330_34953_9682.N1	05-NOV-2008 22:41:32	Bright	40.500	36	50Alp UMa	1.8000	6300.0	81	34953	No
191	GOM_NL__2PRFIN20081105_224310_000000562073_00330_34953_9683.N1	05-NOV-2008 22:43:10	Bright	55.500	82	48Bet UMa	2.3650	10600.	111	34953	No
192	GOM_NL__2PRFIN20081105_224658_000000402073_00330_34953_9684.N1	05-NOV-2008 22:46:58	Bright	40.000	174	52Psi UMa	3.0040	4400.0	80	34953	No
193	GOM_NL__2PRFIN20081105_225442_000000482073_00330_34953_9685.N1	05-NOV-2008 22:54:42	Bright	47.500	96	68Del Leo	2.5600	9300.0	95	34953	No
194	GOM_NL__2PRFIN20081105_231446_000000402073_00330_34953_9686.N1	05-NOV-2008 23:14:46	Dark	39.500	113	Mu Vel	2.6920	5000.0	79	34953	No
195	GOM_NL__2PRFIN20081105_232059_000000382073_00331_34954_9687.N1	05-NOV-2008 23:20:59	Dark	37.500	29	Bet Car	1.6720	10200.	75	34954	No
196	GOM_NL__2PRFIN20081105_232645_000000562073_00331_34954_9688.N1	05-NOV-2008 23:26:45	Dark	56.000	2	Alp Car	-0.73600	7000.0	112	34954	No
197	GOM_NL__2PRFIN20081105_233629_000000402073_00331_34954_9689.N1	05-NOV-2008 23:36:29	Straylight	39.500	157	The1Eri	2.9060	9300.0	79	34954	No
198	GOM_NL__2PRFIN20081105_235449_000000362073_00331_34954_9690.N1	05-NOV-2008 23:54:49	Bright	36.000	105	6Bet Ari	2.6450	8900.0	72	34954	No
199	GOM_NL__2PRFIN20081105_235859_000000362073_00331_34954_9691.N1	05-NOV-2008 23:58:59	Bright	36.000	53	43Bet And	2.0480	3300.0	72	34954	No

3. Quality information per product

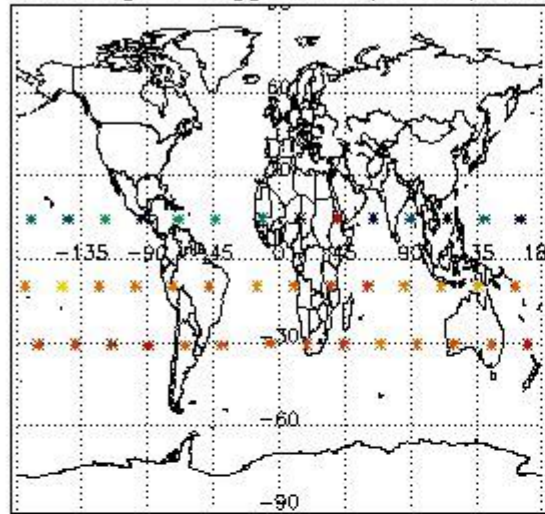
In this section it is plotted some information contained in the Quality Summary data set of the level 2 products. Only products in dark limb conditions and without errors (error flag in the MPH set to "0") are used.

3.1 Plot quality information per product (time dependant)

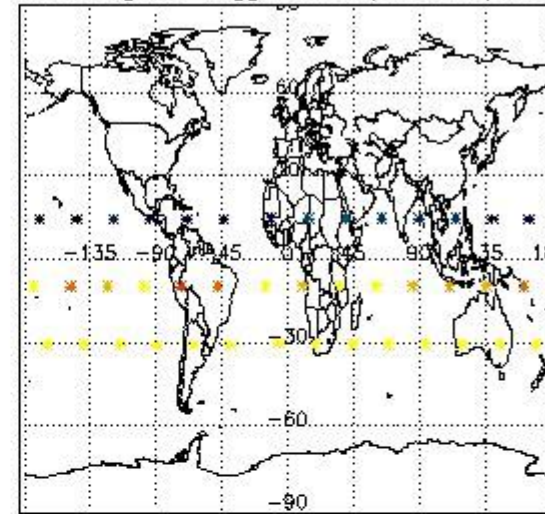


3.2 Plot quality information per product (world map)

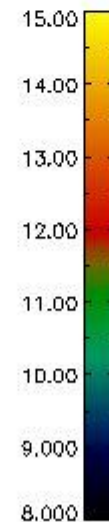
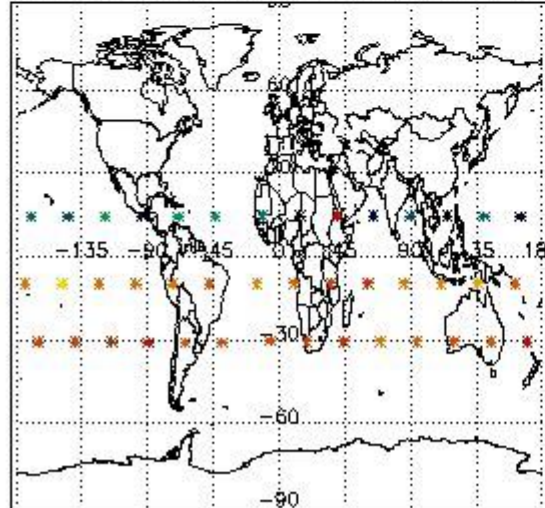
Percentage of flagged data per O3 profile



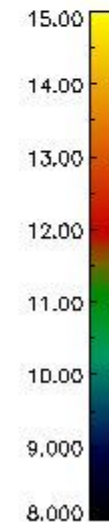
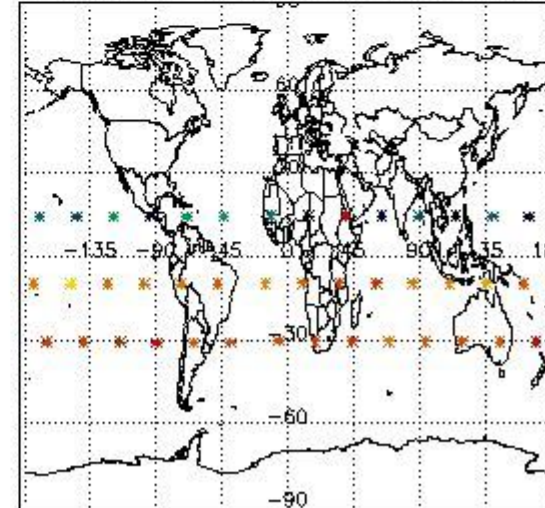
Percentage of flagged data per H2O profile



Percentage of flagged data per NO2 profile



Percentage of flagged data per NO3 profile

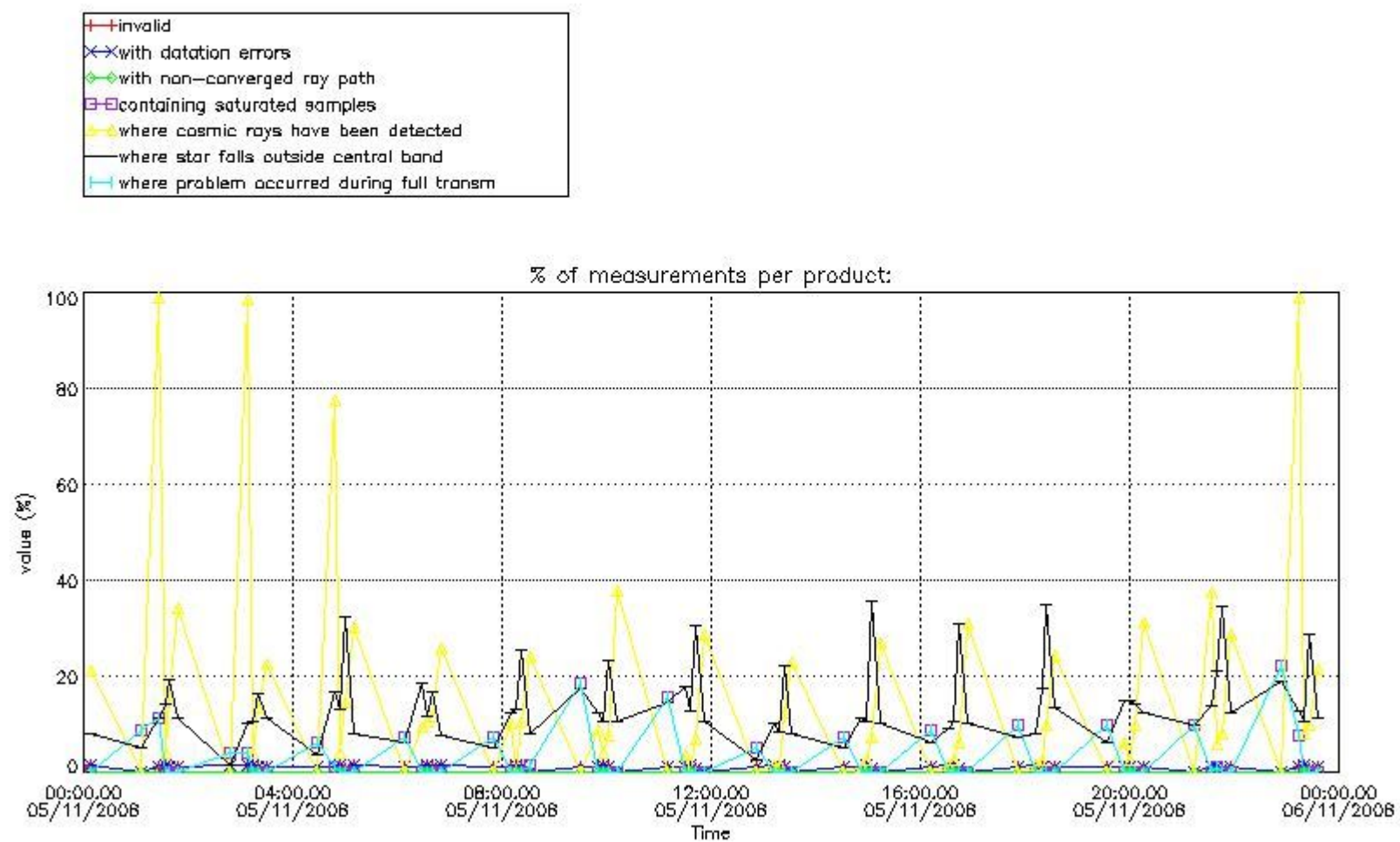


4. Level 1 quality information per product

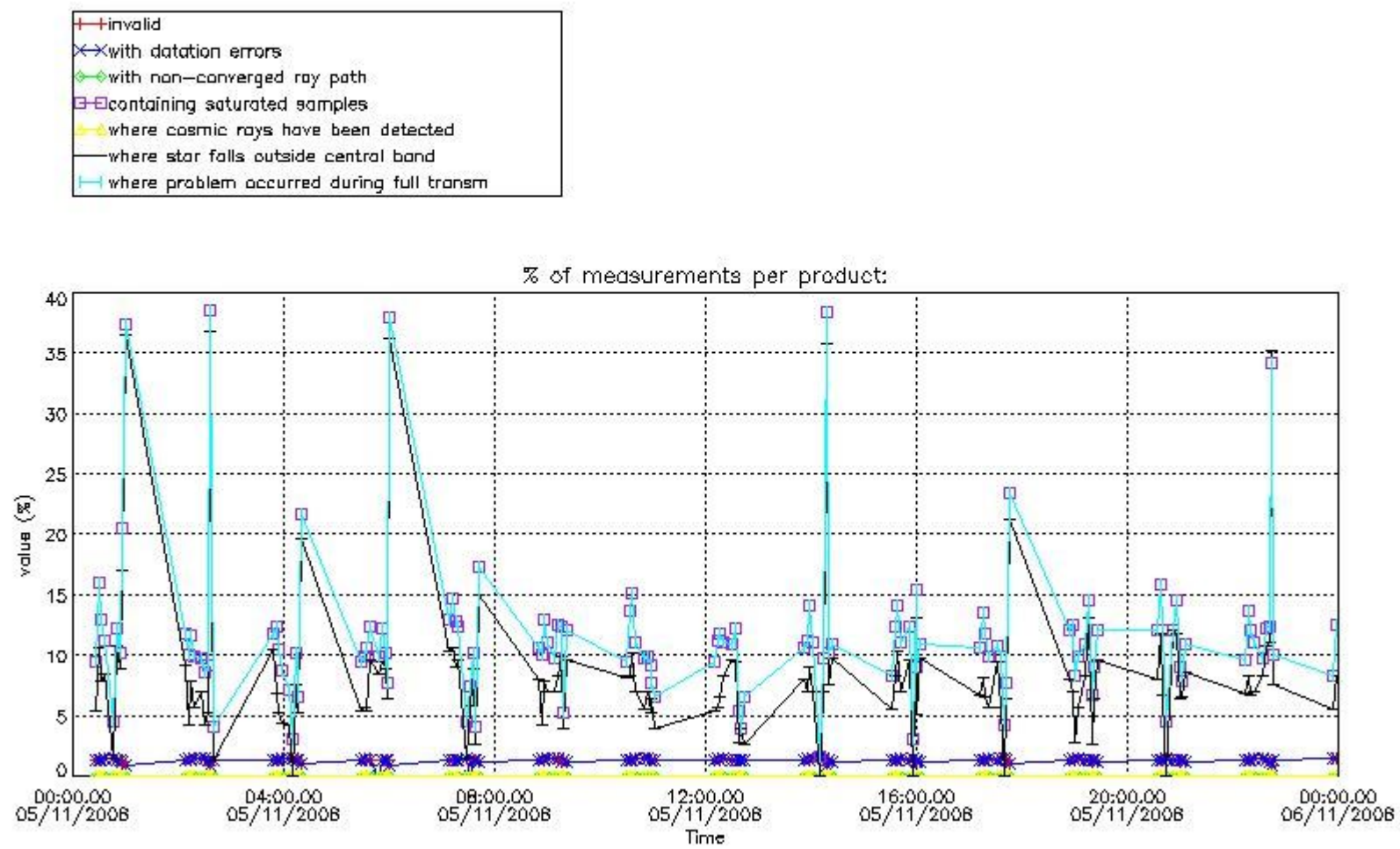
In this section it is plotted some information contained in the Quality Summary data set of the level 2 products that comes from the level 1b processing. Products without errors (error flag in the MPH set to "0") are used.

4.1 Plot quality information per product (time dependant) coming from level 1b processing

4.1.1 Plot level 1 quality information per product (time dependant): ENVISAT ASCENDING passes



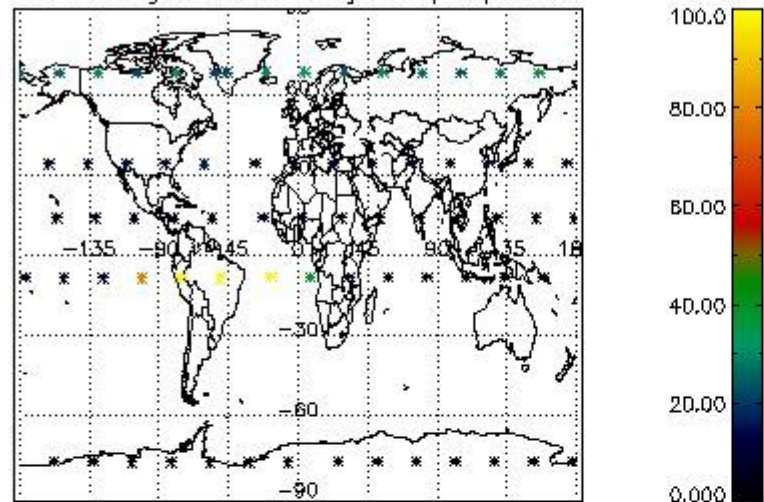
4.1.2 Plot level 1 quality information per product (time dependant): ENVI SAT DESCENDING passes



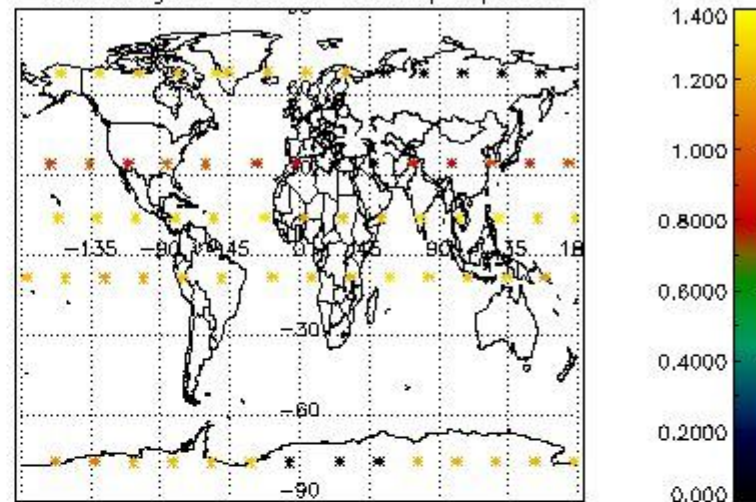
4.2 Plot quality information per product coming from level 1b processing (world map)

4.2.1 Plot level 1 quality information per product (world map): ENVISAT ASCENDING passes

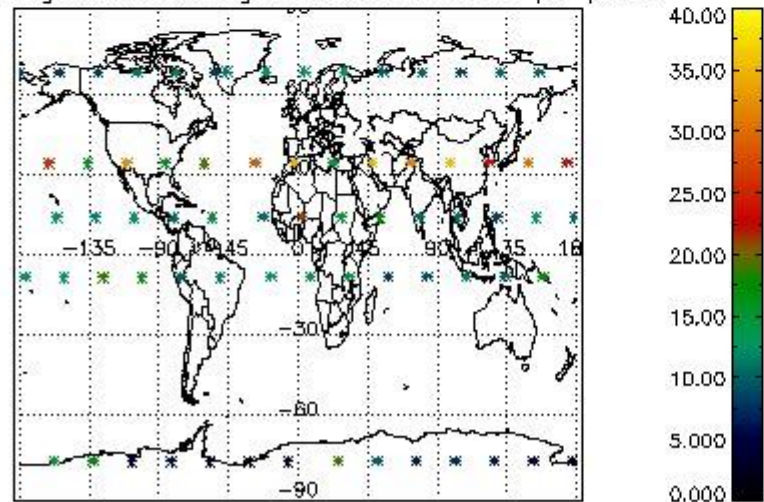
Percentage of cosmic ray hits per profile



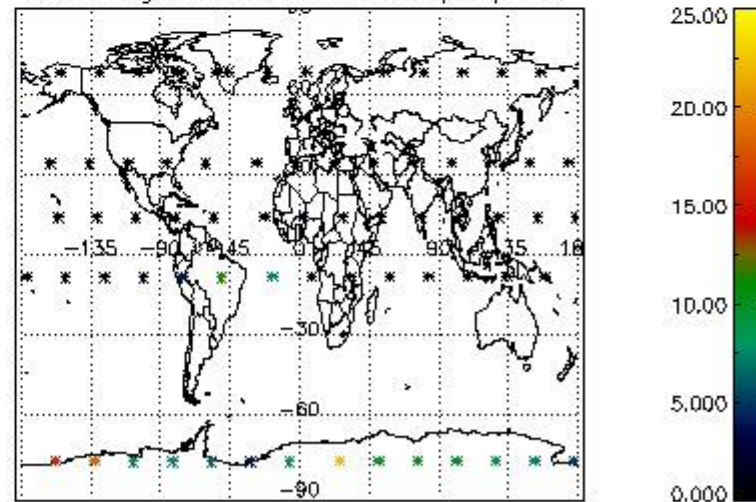
Percentage of datation errors per profile



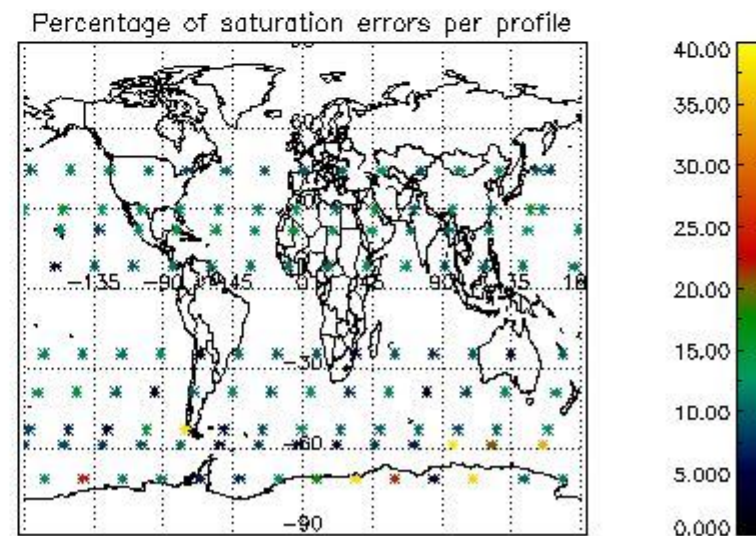
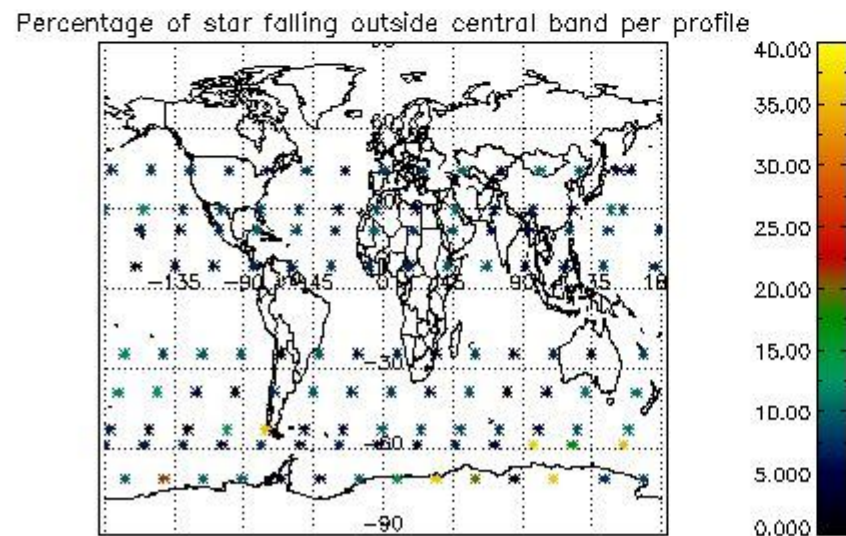
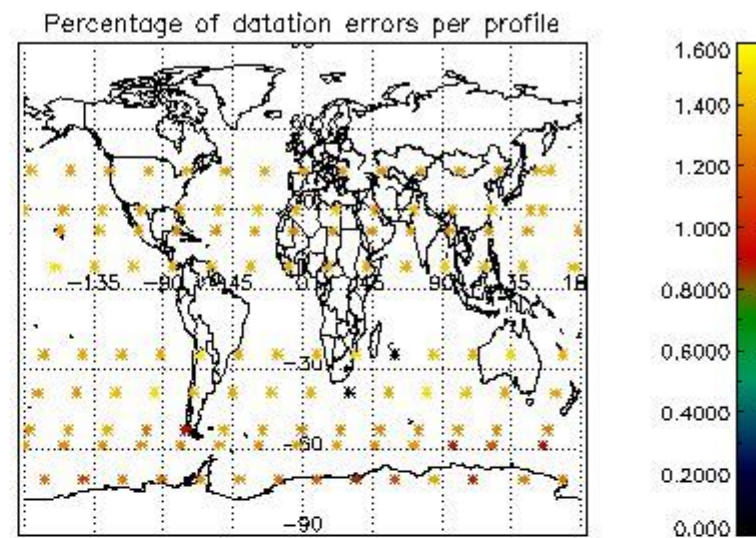
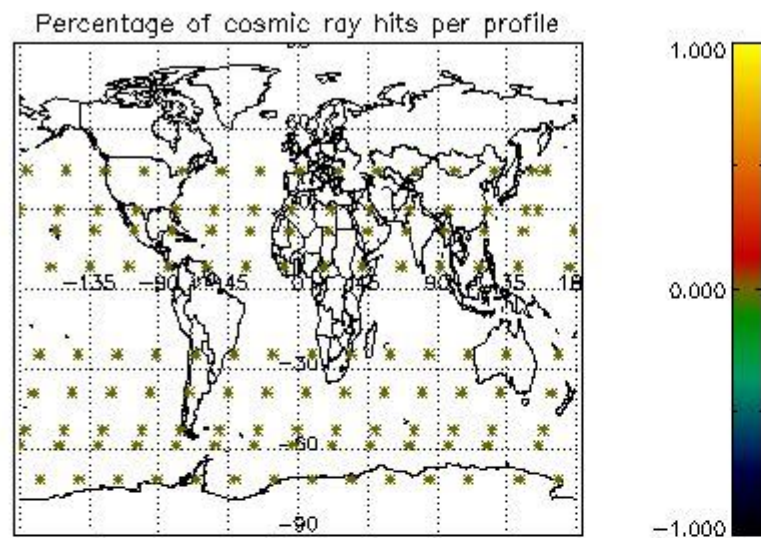
Percentage of star falling outside central band per profile



Percentage of saturation errors per profile



4.2.2 Plot level 1 quality information per product (world map): ENVISAT DESCENDING passes



5. Trace gas profiles

5.1 Ozone statistics based on quality of products

The final quality of the products can be "measured" using the STD (Standard Deviation) attached to every point profile. This information is written to the parameter GOM_NL__2P/NL_LOCAL_SPECIES_DENSITY/o3_std of the level 2 products. The table below shows the statistics for given STD ranges.

The statistics are given with respect to the overall valid production:

- Products without fatal errors: GOM_NL__2P/MPH/PRODUCT_ERR=0
- Valid point profile: GOM_NL__2P/NL_LOCAL_SPECIES_DENSITY/pcd(0)=0

The 'Criteria' is applied to valid points of dark limb products:

- Products in dark limb illumination condition: GOM_NL__2P/NL_SUMMARY_QUALITY/obs_ill_cond=0
- Products without fatal errors: GOM_NL__2P/MPH/PRODUCT_ERR=0
- Valid point profile: GOM_NL__2P/NL_LOCAL_SPECIES_DENSITY/pcd(0)=0

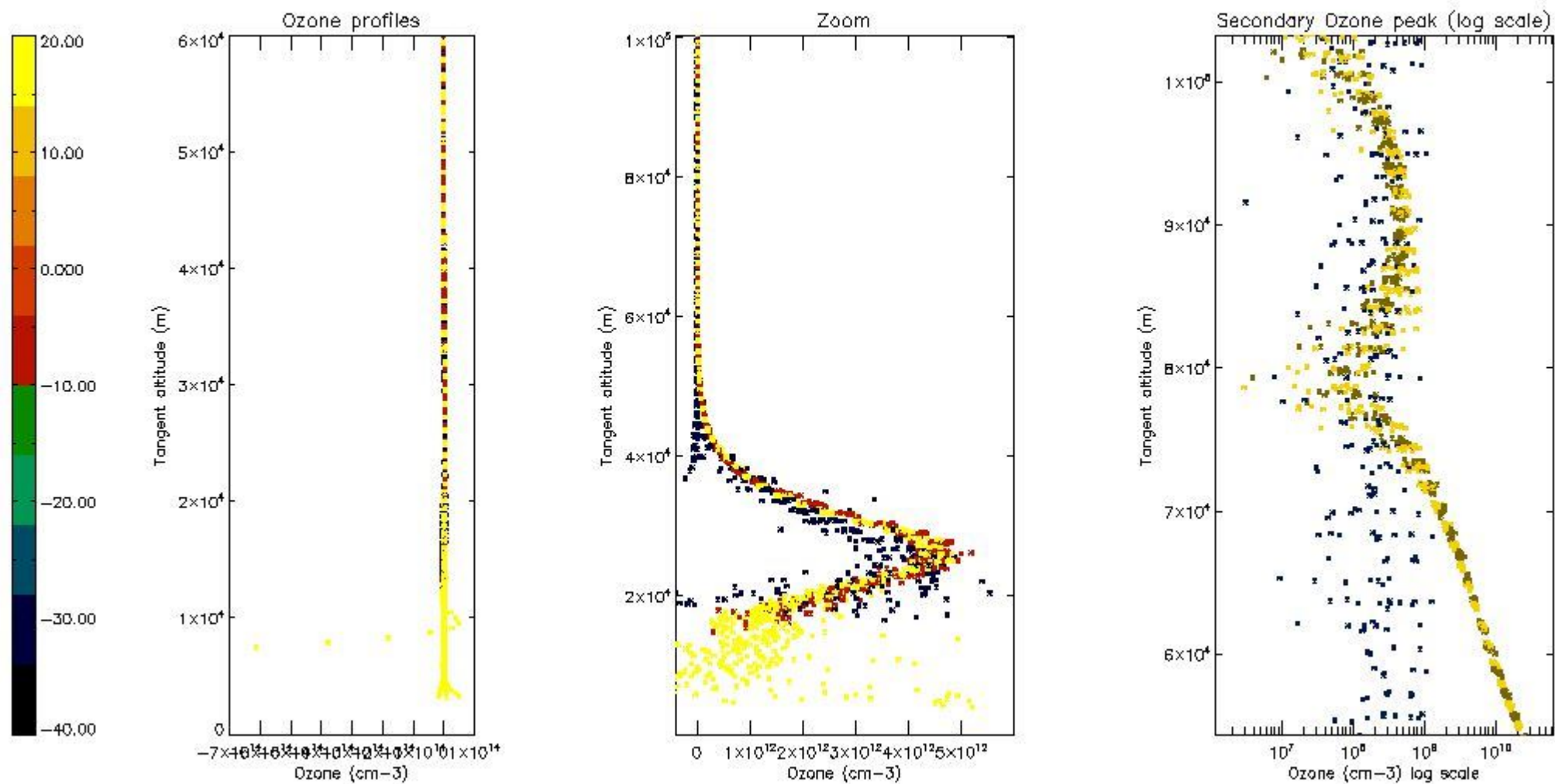
So, the table below shows the percentage of dark limb and valid observations for each criteria with respect to the overall valid daily observations.

Criteria	% of total production
All STD	25
STD < 20	14

STD < 10	10
STD < 5	7

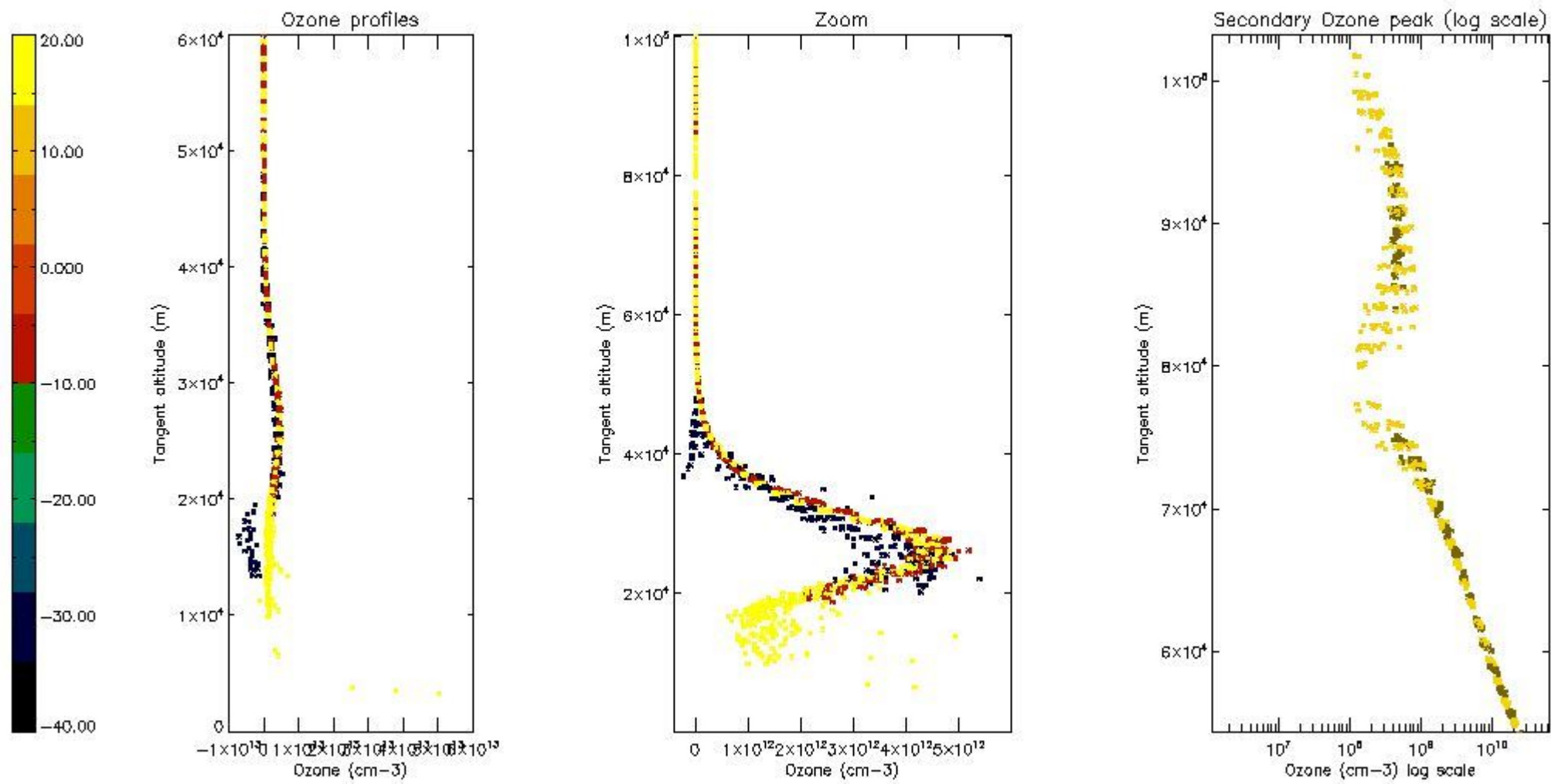
5.2 Plot ozone profiles for all STD (dark without errors)

The colorbar represents the latitude.



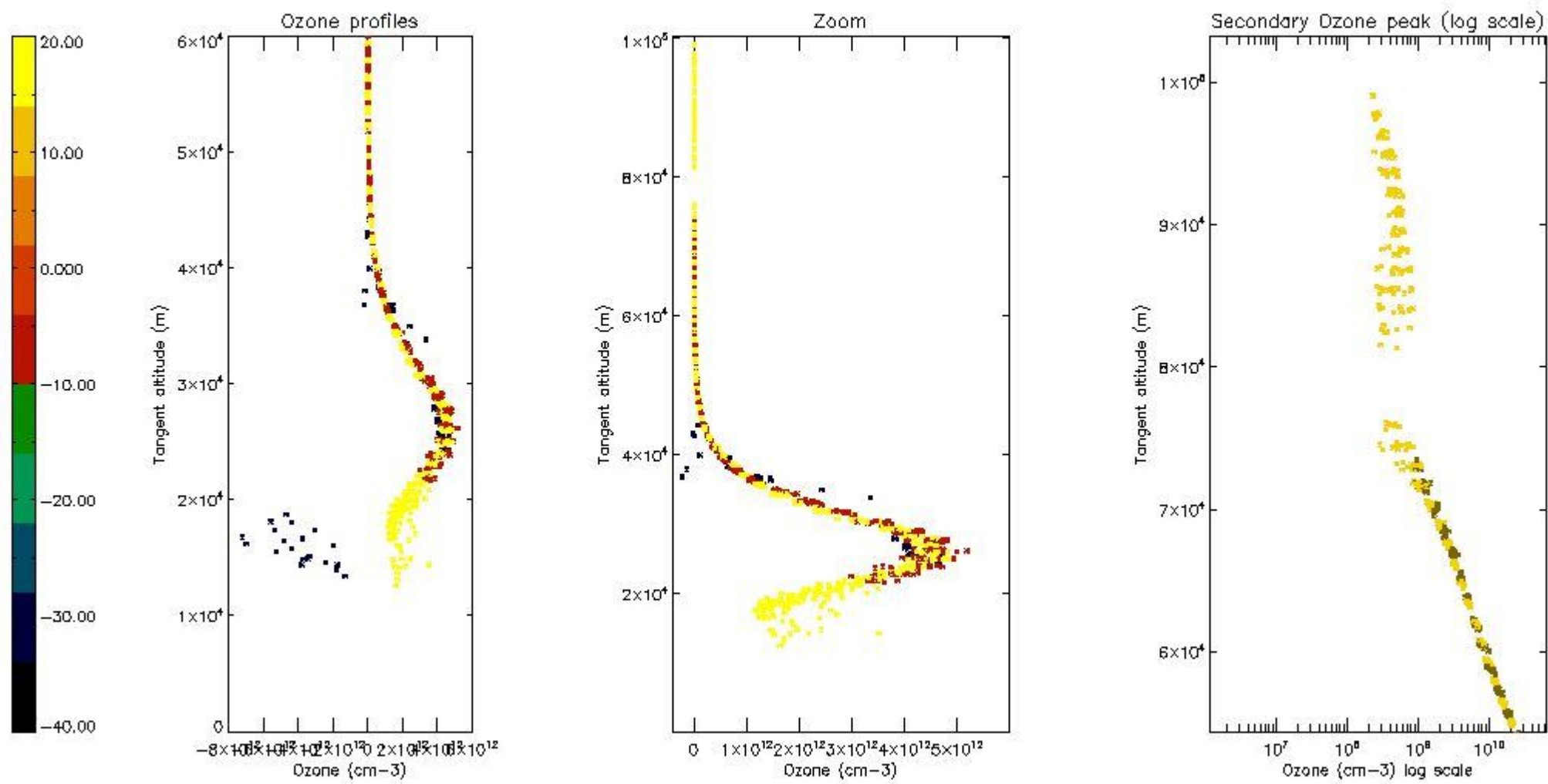
5.3 Plot ozone profiles where STD < 20% (dark without errors)

The colorbar represents the latitude.



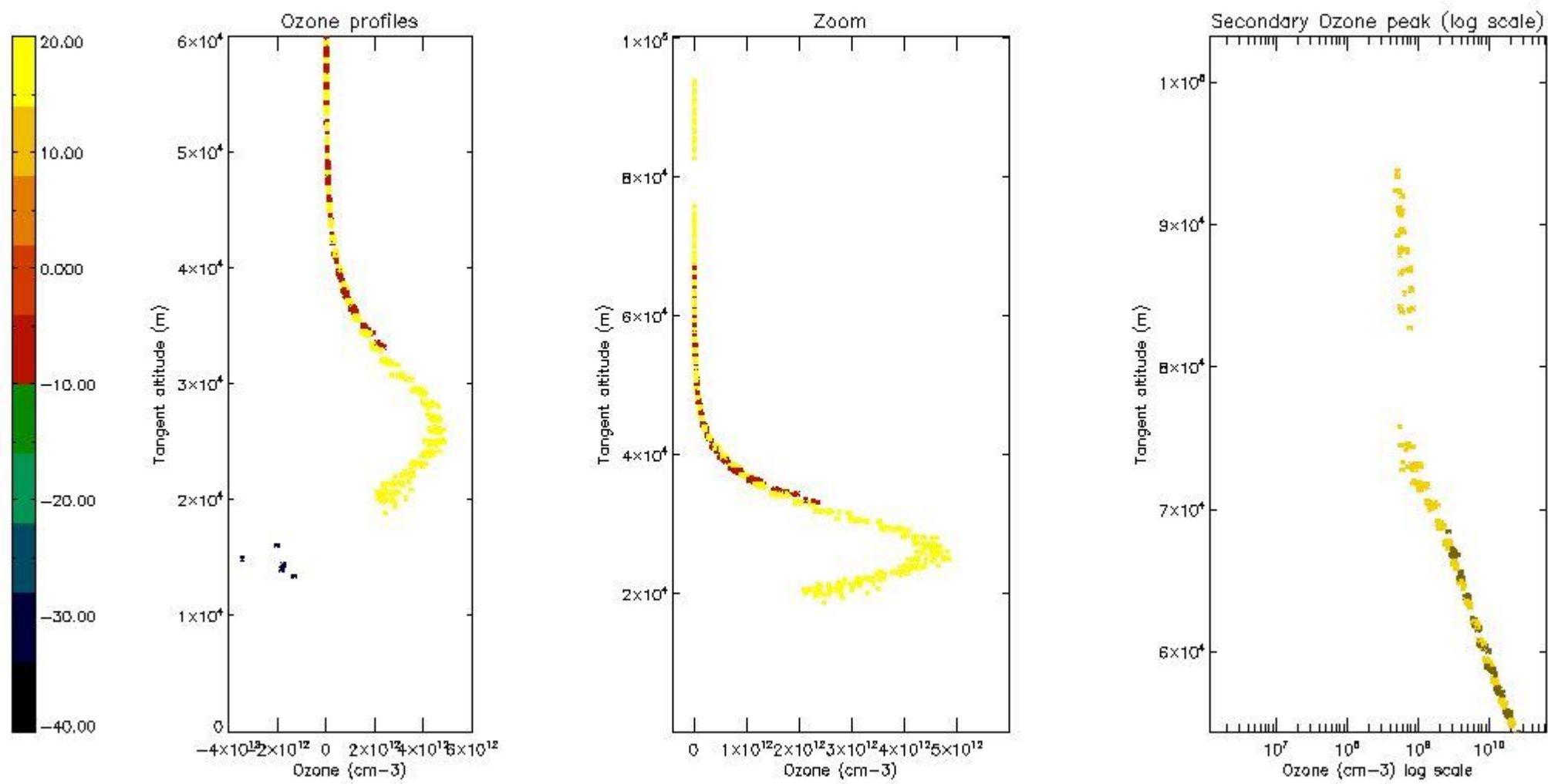
5.4 Plot ozone profiles where STD < 10% (dark without errors)

The colorbar represents the latitude.



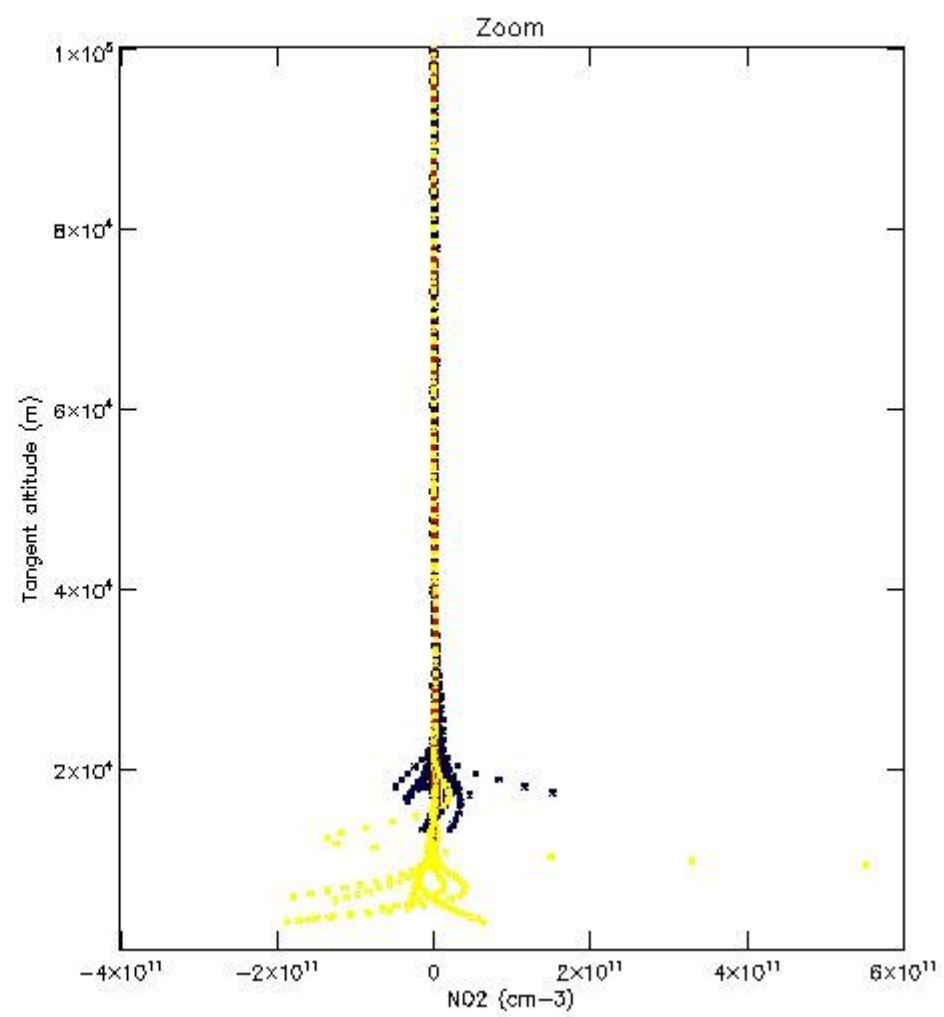
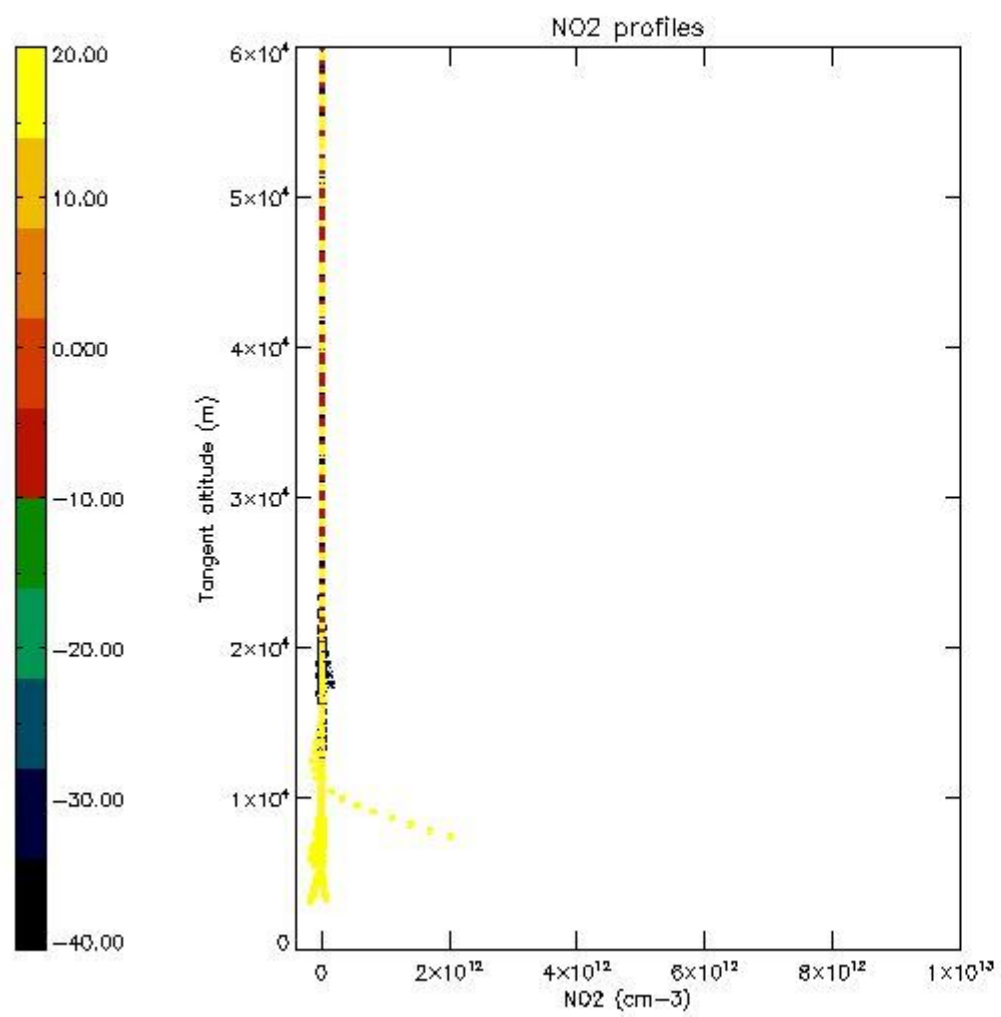
5.5 Plot ozone profiles where STD < 5% (dark without errors)

The colorbar represents the latitude.



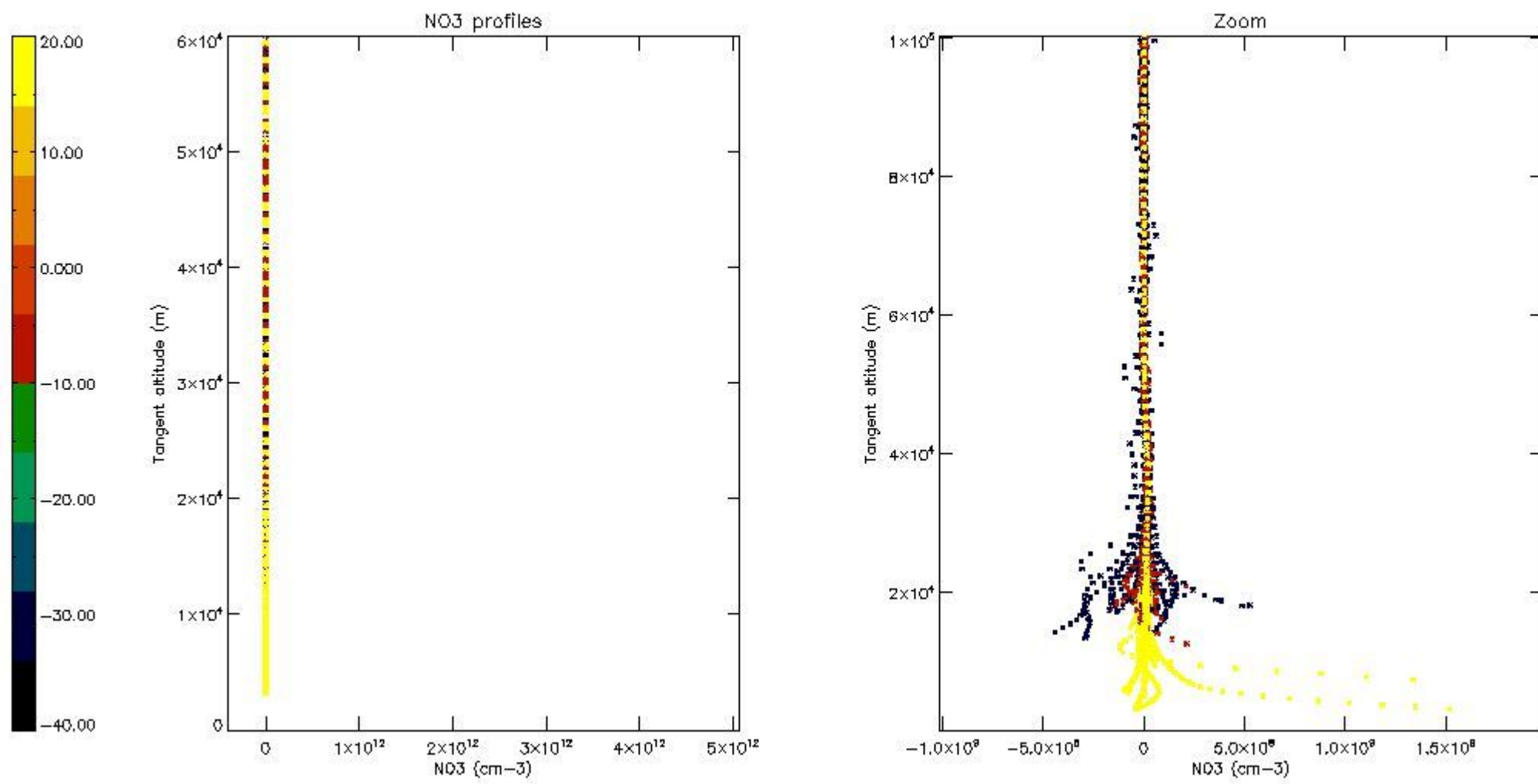
5.6 Plot NO₂ profiles for all STD (dark without errors)

The colorbar represents the latitude.



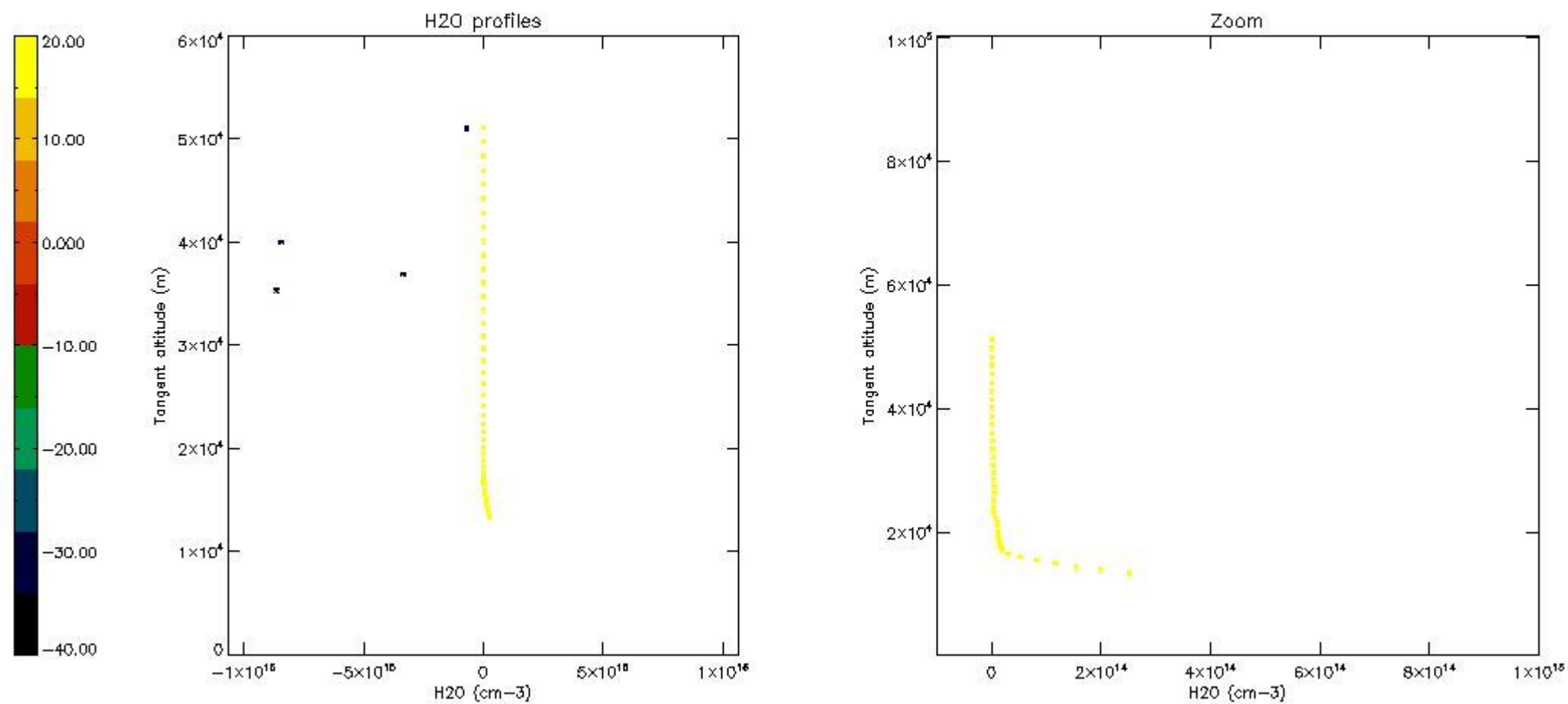
5.7 Plot NO3 profiles for all STD (dark without errors)

The colorbar represents the latitude.



5.8 Plot H₂O profiles for all STD (only for occultations of stars 1,2,3,4,13,14,16,26,63 dark without errors)

The colorbar represents the latitude.



6. Auxiliary Data Files used for the production reported in section 2

The number reported in the third column indicates since which file (see list in section 2) the corresponding auxiliary file has been used. The fourth column is the date of those product files.

Type	Auxiliary Filename	Used since product	Used since product date
INST_PHYS_CHARACTERISTICS	GOM_INS_AXVIEC20091111_143220_20030716_120000_20500101_000000	1	05-NOV-2008 00:08:02
LEVEL-2_PROC_CONFIG	GOM_PR2_AXVIEC20091111_152718_20020301_000000_20500101_000000	1	05-NOV-2008 00:08:02
CROSS_SECTIONS_FILE	GOM_CRS_AXVIEC20091111_154832_20020301_000000_20500101_000000	1	05-NOV-2008 00:08:02

GOMOS Level 2 Daily Report

SUMMARY

[1. General Info](#)

[2. Summary of processed GOM_NL_2P products](#)

[3. Level 2 Quality information per product](#)

[3.1 Plot of level 2 quality information per product \(time dependant\)](#)

[3.2 Plot of level 2 quality information per product \(world map\)](#)

[4. Level 1 Quality information per product \(stored on level 2 products\)](#)

[4.1 Plot of level 1 quality information per product \(time dependant\)](#)

[4.1.1 Plot of level 1 quality information per product \(time dependant\): ASCENDING](#)

[4.1.2 Plot of level 1 quality information per product \(time dependant\): DESCENDING](#)

[4.2 Plot of level 1 quality information per product \(world map\)](#)

[4.2.1 Plot of level 1 quality information per product \(world map\): ASCENDING](#)

[4.2.2 Plot of level 1 quality information per product \(world map\): DESCENDING](#)

[5. Ozone profiles based on quality statistics and other trace gas profiles](#)

[5.1 Ozone statistics based on quality of products](#)

[5.2 Plot ozone profiles for all STD \(dark without errors\)](#)

[5.3 Plot ozone profiles where STD < 20% \(dark without errors\)](#)

[5.4. Plot ozone profiles where STD < 10% \(dark without errors\)](#)

[5.5. Plot ozone profiles where STD < 5% \(dark without errors\)](#)

[5.6 Plot NO2 profiles for all STD \(dark without errors\)](#)

[5.7 Plot NO3 profiles for all STD \(dark without errors\)](#)

[5.8 Plot H2O profiles \(only for occultations of stars 1,2,3,4,13,14,16,26,63 dark without errors\) for all STD](#)

[6. Auxiliary Data Files used for the production reported in section 2](#)

This report presents the daily analysis on parameters extracted from GOMOS level 2 data (GOM_NL__2P). It is intended to monitor some important parameters that will impact the quality of these products. A list of level 2 products (and content) that have arrived during the reporting day to the PCF is also given.

Item	Value
Time of report generation	25APR2013 21:44:22
Data source version	GOMOS/6.01
Start time of products	05-11-2008 (05NOV2008 00:00:00)
Stop time of products	06-11-2008 (06NOV2008 00:00:00)
Store outputs in DB	Yes
Nb of level 2 prods	199
Nb of prods with errors	0

2. Summary of processed GOM_NL__2P products.

Nr	Filename	UTC Start time	Limb	Duration	Star Id	Star Name	Star Mag	Star Temp	Nb Meas	Orbit	Prod. error
1	GOM_NL__2PRFIN20081105_000802_000000382073_00317_34940_9323.N1	05-NOV-2008 00:08:02	Straylight	38.000	157	The1Eri	2.9060	9300.0	76	34940	No
2	GOM_NL__2PRFIN20081105_002627_000000372073_00317_34940_9324.N1	05-NOV-2008 00:26:27	Bright	37.000	105	6Bet Ari	2.6450	8900.0	74	34940	No
3	GOM_NL__2PRFIN20081105_003035_000000382073_00317_34940_9325.N1	05-NOV-2008 00:30:35	Bright	37.500	53	43Bet And	2.0480	3300.0	75	34940	No
4	GOM_NL__2PRFIN20081105_003247_000000392073_00317_34940_9326.N1	05-NOV-2008 00:32:47	Bright	38.500	73	57Gam1And	2.2600	13100.	77	34940	No
5	GOM_NL__2PRFIN20081105_003631_000000362073_00317_34940_9327.N1	05-NOV-2008 00:36:31	Bright	35.500	68	18Alp Cas	2.2250	4500.0	71	34940	No
6	GOM_NL__2PRFIN20081105_004544_000000342073_00317_34940_9328.N1	05-NOV-2008 00:45:44	Bright	33.500	49	1Alp UMi	1.9900	6300.0	67	34940	No
7	GOM_NL__2PRFIN20081105_004945_000000372073_00317_34940_9329.N1	05-NOV-2008 00:49:45	Bright	37.000	60	7Bet UMi	2.0810	3950.0	74	34940	No
8	GOM_NL__2PRFIN20081105_005347_000000402073_00317_34940_9330.N1	05-NOV-2008 00:53:47	Bright	39.500	36	50Alp UMa	1.8000	6300.0	79	34940	No
9	GOM_NL__2PRFIN20081105_005524_000000442073_00317_34940_9331.N1	05-NOV-2008 00:55:24	Bright	44.000	82	48Bet UMa	2.3650	10600.	88	34940	No
10	GOM_NL__2PRFIN20081105_005911_000000582073_00317_34940_9332.N1	05-NOV-2008 00:59:11	Bright	57.500	174	52Psi UMa	3.0040	4400.0	115	34940	No
11	GOM_NL__2PRFIN20081105_010651_000000412073_00317_34940_9333.N1	05-NOV-2008 01:06:51	Bright	40.500	96	68Del Leo	2.5600	9300.0	81	34940	No
12	GOM_NL__2PRFIN20081105_012653_000000402073_00317_34940_9334.N1	05-NOV-2008 01:26:53	Dark	39.500	113	Mu Vel	2.6920	5000.0	79	34940	No
13	GOM_NL__2PRFIN20081105_013307_000000392073_00318_34941_9499.N1	05-NOV-2008 01:33:07	Dark	39.000	29	Bet Car	1.6720	10200.	78	34941	No
14	GOM_NL__2PRFIN20081105_013848_000000502073_00318_34941_9500.N1	05-NOV-2008 01:38:48	Dark	49.500	2	Alp Car	-0.73600	7000.0	99	34941	No
15	GOM_NL__2PRFIN20081105_014838_000000402073_00318_34941_9501.N1	05-NOV-2008 01:48:38	Straylight	39.500	157	The1Eri	2.9060	9300.0	79	34941	No
16	GOM_NL__2PRFIN20081105_020703_000000382073_00318_34941_9502.N1	05-NOV-2008 02:07:03	Bright	38.000	105	6Bet Ari	2.6450	8900.0	76	34941	No
17	GOM_NL__2PRFIN20081105_021111_000000352073_00318_34941_9503.N1	05-NOV-2008 02:11:11	Bright	35.000	53	43Bet And	2.0480	3300.0	70	34941	No
18	GOM_NL__2PRFIN20081105_021323_000000392073_00318_34941_9504.N1	05-NOV-2008 02:13:23	Bright	38.500	73	57Gam1And	2.2600	13100.	77	34941	No
19	GOM_NL__2PRFIN20081105_021707_000000362073_00318_34941_9505.N1	05-NOV-2008 02:17:07	Bright	35.500	68	18Alp Cas	2.2250	4500.0	71	34941	No
20	GOM_NL__2PRFIN20081105_022620_000000362073_00318_34941_9506.N1	05-NOV-2008 02:26:20	Bright	36.000	49	1Alp UMi	1.9900	6300.0	72	34941	No
21	GOM_NL__2PRFIN20081105_023021_000000352073_00318_34941_9507.N1	05-NOV-2008 02:30:21	Bright	35.000	60	7Bet UMi	2.0810	3950.0	70	34941	No
22	GOM_NL__2PRFIN20081105_023423_000000392073_00318_34941_9508.N1	05-NOV-2008 02:34:23	Bright	38.500	36	50Alp UMa	1.8000	6300.0	77	34941	No
23	GOM_NL__2PRFIN20081105_023600_000000572073_00318_34941_9509.N1	05-NOV-2008 02:36:00	Bright	57.000	82	48Bet UMa	2.3650	10600.	114	34941	No
24	GOM_NL__2PRFIN20081105_023947_000000372073_00318_34941_9510.N1	05-NOV-2008 02:39:47	Bright	37.000	174	52Psi UMa	3.0040	4400.0	74	34941	No
25	GOM_NL__2PRFIN20081105_024727_000000392073_00318_34941_9511.N1	05-NOV-2008 02:47:27	Bright	39.000	96	68Del Leo	2.5600	9300.0	78	34941	No
26	GOM_NL__2PRFIN20081105_030729_000000392073_00318_34941_9512.N1	05-NOV-2008 03:07:29	Dark	39.000	113	Mu Vel	2.6920	5000.0	78	34941	No
27	GOM_NL__2PRFIN20081105_031344_000000382073_00319_34942_9513.N1	05-NOV-2008 03:13:44	Dark	38.000	29	Bet Car	1.6720	10200.	76	34942	No
28	GOM_NL__2PRFIN20081105_031925_000000492073_00319_34942_9514.N1	05-NOV-2008 03:19:25	Dark	48.500	2	Alp Car	-0.73600	7000.0	97	34942	No
29	GOM_NL__2PRFIN20081105_032914_000000402073_00319_34942_9515.N1	05-NOV-2008 03:29:14	Straylight	40.000	157	The1Eri	2.9060	9300.0	80	34942	No
30	GOM_NL__2PRFIN20081105_034739_000000382073_00319_34942_9516.N1	05-NOV-2008 03:47:39	Bright	38.000	105	6Bet Ari	2.6450	8900.0	76	34942	No
31	GOM_NL__2PRFIN20081105_035147_000000372073_00319_34942_9517.N1	05-NOV-2008 03:51:47	Bright	36.500	53	43Bet And	2.0480	3300.0	73	34942	No
32	GOM_NL__2PRFIN20081105_035359_000000382073_00319_34942_9518.N1	05-NOV-2008 03:53:59	Bright	38.000	73	57Gam1And	2.2600	13100.	76	34942	No
33	GOM_NL__2PRFIN20081105_035743_000000352073_00319_34942_9519.N1	05-NOV-2008 03:57:43	Bright	34.500	68	18Alp Cas	2.2250	4500.0	69	34942	No
34	GOM_NL__2PRFIN20081105_040656_000000352073_00319_34942_9520.N1	05-NOV-2008 04:06:56	Bright	35.000	49	1Alp UMi	1.9900	6300.0	70	34942	No
35	GOM_NL__2PRFIN20081105_041057_000000332073_00319_34942_9521.N1	05-NOV-2008 04:10:57	Bright	33.000	60	7Bet UMi	2.0810	3950.0	66	34942	No
36	GOM_NL__2PRFIN20081105_041459_000000402073_00319_34942_9522.N1	05-NOV-2008 04:14:59	Bright	39.500	36	50Alp UMa	1.8000	6300.0	79	34942	No
37	GOM_NL__2PRFIN20081105_041636_000000382073_00319_34942_9523.N1	05-NOV-2008 04:16:36	Bright	38.000	82	48Bet UMa	2.3650	10600.	76	34942	No
38	GOM_NL__2PRFIN20081105_042023_000000462073_00319_34942_9524.N1	05-NOV-2008 04:20:23	Bright	46.000	174	52Psi UMa	3.0040	4400.0	92	34942	No
39	GOM_NL__2PRFIN20081105_042803_000000402073_00319_34942_9525.N1	05-NOV-2008 04:28:03	Bright	40.000	96	68Del Leo	2.5600	9300.0	80	34942	No
40	GOM_NL__2PRFIN20081105_044805_000000422073_00319_34942_9526.N1	05-NOV-2008 04:48:05	Dark	42.000	113	Mu Vel	2.6920	5000.0	84	34942	No
41	GOM_NL__2PRFIN20081105_045420_000000392073_00320_34943_9526.N1	05-NOV-2008 04:54:20	Dark	38.500	29	Bet Car	1.6720	10200.	77	34943	No
42	GOM_NL__2PRFIN20081105_050002_000000592073_00320_34943_9527.N1	05-NOV-2008 05:00:02	Dark	59.000	2	Alp Car	-0.73600	7000.0	118	34943	No

43	GOM_NL__2PRFIN20081105_050951_000000382073_00320_34943_9528.N1	05-NOV-2008 05:09:51	Straylight	38.000	157	The1Eri	2.9060	9300.0	76	34943	No
44	GOM_NL__2PRFIN20081105_052815_000000372073_00320_34943_9529.N1	05-NOV-2008 05:28:15	Bright	37.000	105	6Bet Ari	2.6450	8900.0	74	34943	No
45	GOM_NL__2PRFIN20081105_053223_000000362073_00320_34943_9530.N1	05-NOV-2008 05:32:23	Bright	35.500	53	43Bet And	2.0480	3300.0	71	34943	No
46	GOM_NL__2PRFIN20081105_053435_000000382073_00320_34943_9531.N1	05-NOV-2008 05:34:35	Bright	37.500	73	57Gam1And	2.2600	13100.	75	34943	No
47	GOM_NL__2PRFIN20081105_053819_000000372073_00320_34943_9532.N1	05-NOV-2008 05:38:19	Bright	36.500	68	18Alp Cas	2.2250	4500.0	73	34943	No
48	GOM_NL__2PRFIN20081105_054732_000000362073_00320_34943_9533.N1	05-NOV-2008 05:47:32	Bright	35.500	49	1Alp UMi	1.9900	6300.0	71	34943	No
49	GOM_NL__2PRFIN20081105_055133_000000372073_00320_34943_9534.N1	05-NOV-2008 05:51:33	Bright	37.000	60	7Bet UMi	2.0810	3950.0	74	34943	No
50	GOM_NL__2PRFIN20081105_055534_000000402073_00320_34943_9535.N1	05-NOV-2008 05:55:34	Bright	39.500	36	50Alp UMa	1.8000	6300.0	79	34943	No
51	GOM_NL__2PRFIN20081105_055712_000000392073_00320_34943_9536.N1	05-NOV-2008 05:57:12	Bright	39.000	82	48Bet UMa	2.3650	10600.	78	34943	No
52	GOM_NL__2PRFIN20081105_060059_000000582073_00320_34943_9537.N1	05-NOV-2008 06:00:59	Bright	58.000	174	52Psi UMa	3.0040	4400.0	116	34943	No
53	GOM_NL__2PRFIN20081105_060840_000000412073_00320_34943_9538.N1	05-NOV-2008 06:08:40	Bright	40.500	96	68Del Leo	2.5600	9300.0	81	34943	No
54	GOM_NL__2PRFIN20081105_062842_000000432073_00320_34943_9539.N1	05-NOV-2008 06:28:42	Dark	43.000	113	Mu Vel	2.6920	5000.0	86	34943	No
55	GOM_NL__2PRFIN20081105_063456_000000392073_00321_34944_9539.N1	05-NOV-2008 06:34:56	Dark	38.500	29	Bet Car	1.6720	10200.	77	34944	No
56	GOM_NL__2PRFIN20081105_064039_000000482073_00321_34944_9540.N1	05-NOV-2008 06:40:39	Dark	48.000	2	Alp Car	-0.73600	7000.0	96	34944	No
57	GOM_NL__2PRFIN20081105_065027_000000392073_00321_34944_9541.N1	05-NOV-2008 06:50:27	Straylight	38.500	157	The1Eri	2.9060	9300.0	77	34944	No
58	GOM_NL__2PRFIN20081105_070851_000000392073_00321_34944_9542.N1	05-NOV-2008 07:08:51	Bright	38.500	105	6Bet Ari	2.6450	8900.0	77	34944	No
59	GOM_NL__2PRFIN20081105_071259_000000382073_00321_34944_9543.N1	05-NOV-2008 07:12:59	Bright	37.500	53	43Bet And	2.0480	3300.0	75	34944	No
60	GOM_NL__2PRFIN20081105_071510_000000392073_00321_34944_9544.N1	05-NOV-2008 07:15:10	Bright	39.000	73	57Gam1And	2.2600	13100.	78	34944	No
61	GOM_NL__2PRFIN20081105_071855_000000372073_00321_34944_9545.N1	05-NOV-2008 07:18:55	Bright	36.500	68	18Alp Cas	2.2250	4500.0	73	34944	No
62	GOM_NL__2PRFIN20081105_072808_000000342073_00321_34944_9546.N1	05-NOV-2008 07:28:08	Bright	33.500	49	1Alp UMi	1.9900	6300.0	67	34944	No
63	GOM_NL__2PRFIN20081105_073209_000000342073_00321_34944_9547.N1	05-NOV-2008 07:32:09	Bright	34.000	60	7Bet UMi	2.0810	3950.0	68	34944	No
64	GOM_NL__2PRFIN20081105_073610_000000402073_00321_34944_9548.N1	05-NOV-2008 07:36:10	Bright	39.500	36	50Alp UMa	1.8000	6300.0	79	34944	No
65	GOM_NL__2PRFIN20081105_073748_000000382073_00321_34944_9549.N1	05-NOV-2008 07:37:48	Bright	37.500	82	48Bet UMa	2.3650	10600.	75	34944	No
66	GOM_NL__2PRFIN20081105_074135_000000442073_00321_34944_9550.N1	05-NOV-2008 07:41:35	Bright	43.500	174	52Psi UMa	3.0040	4400.0	87	34944	No
67	GOM_NL__2PRFIN20081105_074916_000000412073_00321_34944_9551.N1	05-NOV-2008 07:49:16	Bright	40.500	96	68Del Leo	2.5600	9300.0	81	34944	No
68	GOM_NL__2PRFIN20081105_080918_000000402073_00321_34944_9552.N1	05-NOV-2008 08:09:18	Dark	40.000	113	Mu Vel	2.6920	5000.0	80	34944	No
69	GOM_NL__2PRFIN20081105_081533_000000392073_00322_34945_9550.N1	05-NOV-2008 08:15:33	Dark	38.500	29	Bet Car	1.6720	10200.	77	34945	No
70	GOM_NL__2PRFIN20081105_082115_000000532073_00322_34945_9551.N1	05-NOV-2008 08:21:15	Dark	53.000	2	Alp Car	-0.73600	7000.0	106	34945	No
71	GOM_NL__2PRFIN20081105_083103_000000382073_00322_34945_9552.N1	05-NOV-2008 08:31:03	Straylight	37.500	157	The1Eri	2.9060	9300.0	75	34945	No
72	GOM_NL__2PRFIN20081105_084926_000000382073_00322_34945_9553.N1	05-NOV-2008 08:49:26	Bright	37.500	105	6Bet Ari	2.6450	8900.0	75	34945	No
73	GOM_NL__2PRFIN20081105_085335_000000352073_00322_34945_9554.N1	05-NOV-2008 08:53:35	Bright	35.000	53	43Bet And	2.0480	3300.0	70	34945	No
74	GOM_NL__2PRFIN20081105_085546_000000392073_00322_34945_9555.N1	05-NOV-2008 08:55:46	Bright	38.500	73	57Gam1And	2.2600	13100.	77	34945	No
75	GOM_NL__2PRFIN20081105_085931_000000362073_00322_34945_9556.N1	05-NOV-2008 08:59:31	Bright	36.000	68	18Alp Cas	2.2250	4500.0	72	34945	No
76	GOM_NL__2PRFIN20081105_090844_000000362073_00322_34945_9557.N1	05-NOV-2008 09:08:44	Bright	36.000	49	1Alp UMi	1.9900	6300.0	72	34945	No
77	GOM_NL__2PRFIN20081105_091245_000000362073_00322_34945_9558.N1	05-NOV-2008 09:12:45	Bright	36.000	60	7Bet UMi	2.0810	3950.0	72	34945	No
78	GOM_NL__2PRFIN20081105_091646_000000412073_00322_34945_9559.N1	05-NOV-2008 09:16:46	Bright	40.500	36	50Alp UMa	1.8000	6300.0	81	34945	No
79	GOM_NL__2PRFIN20081105_091823_000000382073_00322_34945_9560.N1	05-NOV-2008 09:18:23	Bright	38.000	82	48Bet UMa	2.3650	10600.	76	34945	No
80	GOM_NL__2PRFIN20081105_092210_000000422073_00322_34945_9561.N1	05-NOV-2008 09:22:10	Bright	41.500	174	52Psi UMa	3.0040	4400.0	83	34945	No
81	GOM_NL__2PRFIN20081105_092952_000000462073_00322_34945_9562.N1	05-NOV-2008 09:29:52	Bright	46.000	96	68Del Leo	2.5600	9300.0	92	34945	No
82	GOM_NL__2PRFIN20081105_094955_000000402073_00322_34945_9563.N1	05-NOV-2008 09:49:55	Dark	40.000	113	Mu Vel	2.6920	5000.0	80	34945	No
83	GOM_NL__2PRFIN20081105_095609_000000382073_00323_34946_9570.N1	05-NOV-2008 09:56:09	Dark	38.000	29	Bet Car	1.6720	10200.	76	34946	No
84	GOM_NL__2PRFIN20081105_100152_000000522073_00323_34946_9571.N1	05-NOV-2008 10:01:52	Dark	51.500	2	Alp Car	-0.73600	7000.0	103	34946	No
85	GOM_NL__2PRFIN20081105_101139_000000392073_00323_34946_9572.N1	05-NOV-2008 10:11:39	Straylight	38.500	157	The1Eri	2.9060	9300.0	77	34946	No
86	GOM_NL__2PRFIN20081105_103002_000000372073_00323_34946_9573.N1	05-NOV-2008 10:30:02	Bright	37.000	105	6Bet Ari	2.6450	8900.0	74	34946	No
87	GOM_NL__2PRFIN20081105_103411_000000372073_00323_34946_9574.N1	05-NOV-2008 10:34:11	Bright	36.500	53	43Bet And	2.0480	3300.0	73	34946	No
88	GOM_NL__2PRFIN20081105_103622_000000402073_00323_34946_9575.N1	05-NOV-2008 10:36:22	Bright	39.500	73	57Gam1And	2.2600	13100.	79	34946	No
89	GOM_NL__2PRFIN20081105_104007_000000362073_00323_34946_9576.N1	05-NOV-2008 10:40:07	Bright	36.000	68	18Alp Cas	2.2250	4500.0	72	34946	No
90	GOM_NL__2PRFIN20081105_104920_000000362073_00323_34946_9577.N1	05-NOV-2008 10:49:20	Bright	36.000	49	1Alp UMi	1.9900	6300.0	72	34946	No
91	GOM_NL__2PRFIN20081105_105321_000000362073_00323_34946_9578.N1	05-NOV-2008 10:53:21	Bright	35.500	60	7Bet UMi	2.0810	3950.0	71	34946	No
92	GOM_NL__2PRFIN20081105_105722_000000382073_00323_34946_9579.N1	05-NOV-2008 10:57:22	Bright	38.000	36	50Alp UMa	1.8000	6300.0	76	34946	No
93	GOM_NL__2PRFIN20081105_105859_000000392073_00323_34946_9580.N1	05-NOV-2008 10:58:59	Bright	39.000	82	48Bet UMa	2.3650	10600.	78	34946	No
94	GOM_NL__2PRFIN20081105_110246_000000392073_00323_34946_9581.N1	05-NOV-2008 11:02:46	Bright	38.500	174	52Psi UMa	3.0040	4400.0	77	34946	No
95	GOM_NL__2PRFIN20081105_111028_000000452073_00323_34946_9582.N1	05-NOV-2008 11:10:28	Bright	44.500	96	68Del Leo	2.5600	9300.0	89	34946	No
96	GOM_NL__2PRFIN20081105_113031_000000432073_00323_34946_9583.N1	05-NOV-2008 11:30:31	Dark	42.500	113	Mu Vel	2.6920	5000.0	85	34946	No
97	GOM_NL__2PRFIN20081105_113645_000000392073_00324_34947_9583.N1	05-NOV-2008 11:36:45	Dark	39.000	29	Bet Car	1.6720	10200.	78	34947	No
98	GOM_NL__2PRFIN20081105_114229_000000582073_00324_34947_9584.N1	05-NOV-2008 11:42:29	Dark	57.500	2	Alp Car	-0.73600	7000.0	115	34947	No
99	GOM_NL__2PRFIN20081105_115215_000000392073_00324_34947_9585.N1	05-NOV-2008 11:52:15	Straylight	38.500	157	The1Eri	2.9060	9300.0	77	34947	No
100	GOM_NL__2PRFIN20081105_121038_000000372073_00324_34947_9586.N1	05-NOV-2008 12:10:38	Bright	37.000	105	6Bet Ari	2.6450	8900.0	74	34947	No
101	GOM_NL__2PRFIN20081105_121447_000000362073_00324_34947_9587.N1	05-NOV-2008 12:14:47	Bright	35.500	53	43Bet And	2.0480	3300.0	71	34947	No

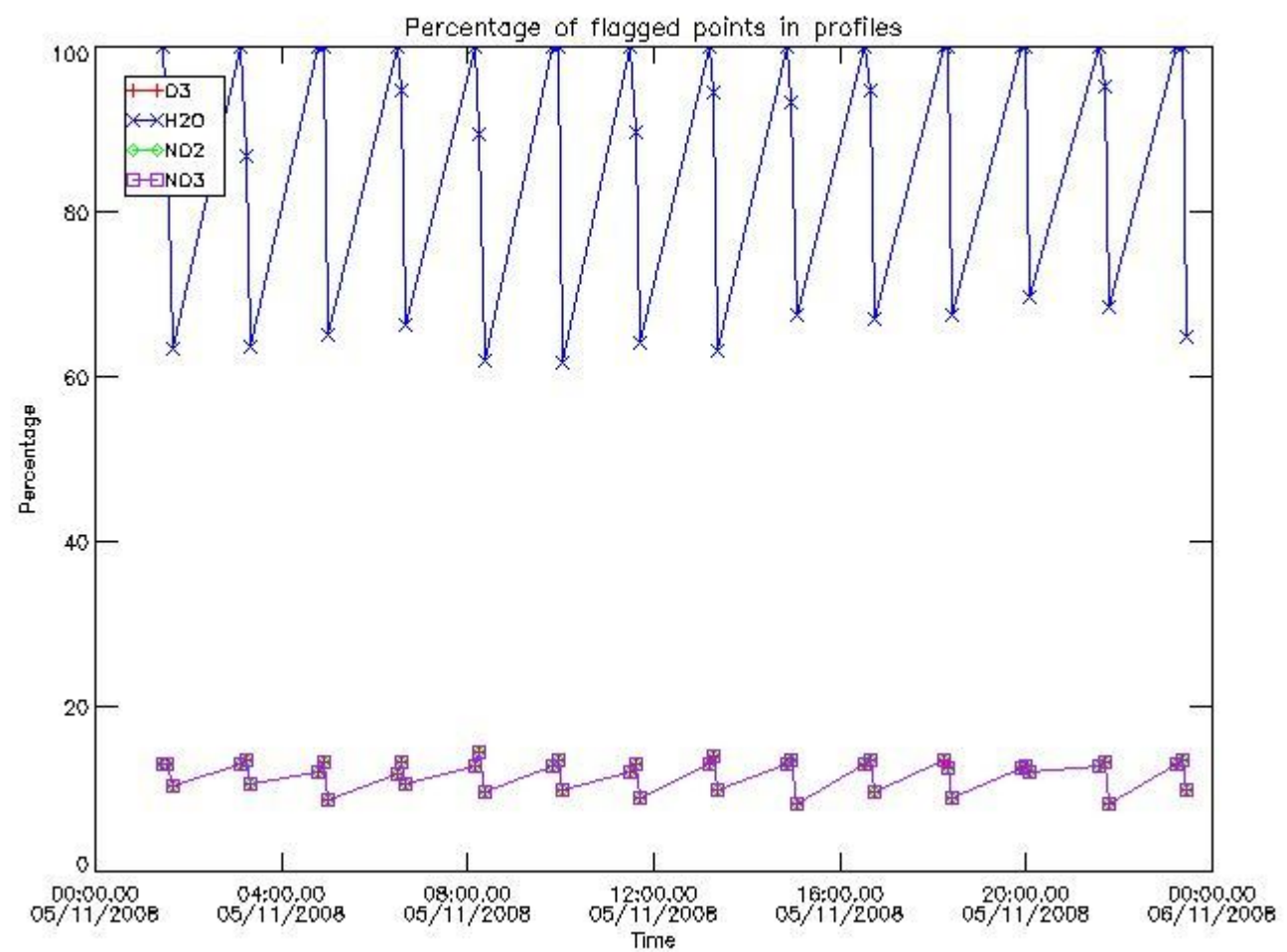
102	GOM_NL__2PRFIN20081105_121657_000000382073_00324_34947_9588.N1	05-NOV-2008 12:16:57	Bright	38.000	73	57Gam1And	2.2600	13100.	76	34947	No
103	GOM_NL__2PRFIN20081105_122043_000000362073_00324_34947_9589.N1	05-NOV-2008 12:20:43	Bright	36.000	68	18Alp Cas	2.2250	4500.0	72	34947	No
104	GOM_NL__2PRFIN20081105_122956_000000372073_00324_34947_9590.N1	05-NOV-2008 12:29:56	Bright	36.500	49	1Alp UMi	1.9900	6300.0	73	34947	No
105	GOM_NL__2PRFIN20081105_123357_000000372073_00324_34947_9591.N1	05-NOV-2008 12:33:57	Bright	37.000	60	7Bet UMi	2.0810	3950.0	74	34947	No
106	GOM_NL__2PRFIN20081105_123757_000000372073_00324_34947_9592.N1	05-NOV-2008 12:37:57	Bright	37.000	36	50Alp UMa	1.8000	6300.0	74	34947	No
107	GOM_NL__2PRFIN20081105_123935_000000382073_00324_34947_9593.N1	05-NOV-2008 12:39:35	Bright	38.000	82	48Bet UMa	2.3650	10600.	76	34947	No
108	GOM_NL__2PRFIN20081105_124322_000000392073_00324_34947_9594.N1	05-NOV-2008 12:43:22	Bright	38.500	174	52Psi UMa	3.0040	4400.0	77	34947	No
109	GOM_NL__2PRFIN20081105_125104_000000402073_00324_34947_9595.N1	05-NOV-2008 12:51:04	Bright	39.500	96	68Del Leo	2.5600	9300.0	79	34947	No
110	GOM_NL__2PRFIN20081105_131107_000000392073_00324_34947_9596.N1	05-NOV-2008 13:11:07	Dark	39.000	113	Mu Vel	2.6920	5000.0	78	34947	No
111	GOM_NL__2PRFIN20081105_131721_000000372073_00325_34948_9596.N1	05-NOV-2008 13:17:21	Dark	36.500	29	Bet Car	1.6720	10200.	73	34948	No
112	GOM_NL__2PRFIN20081105_132305_000000522073_00325_34948_9597.N1	05-NOV-2008 13:23:05	Dark	52.000	2	Alp Car	-0.73600	7000.0	104	34948	No
113	GOM_NL__2PRFIN20081105_133252_000000372073_00325_34948_9598.N1	05-NOV-2008 13:32:52	Straylight	37.000	157	The1Eri	2.9060	9300.0	74	34948	No
114	GOM_NL__2PRFIN20081105_135114_000000382073_00325_34948_9599.N1	05-NOV-2008 13:51:14	Bright	37.500	105	6Bet Ari	2.6450	8900.0	75	34948	No
115	GOM_NL__2PRFIN20081105_135523_000000362073_00325_34948_9600.N1	05-NOV-2008 13:55:23	Bright	35.500	53	43Bet And	2.0480	3300.0	71	34948	No
116	GOM_NL__2PRFIN20081105_135733_000000392073_00325_34948_9601.N1	05-NOV-2008 13:57:33	Bright	39.000	73	57Gam1And	2.2600	13100.	78	34948	No
117	GOM_NL__2PRFIN20081105_140119_000000362073_00325_34948_9602.N1	05-NOV-2008 14:01:19	Bright	36.000	68	18Alp Cas	2.2250	4500.0	72	34948	No
118	GOM_NL__2PRFIN20081105_141032_000000332073_00325_34948_9603.N1	05-NOV-2008 14:10:32	Bright	32.500	49	1Alp UMi	1.9900	6300.0	65	34948	No
119	GOM_NL__2PRFIN20081105_141433_000000362073_00325_34948_9604.N1	05-NOV-2008 14:14:33	Bright	36.000	60	7Bet UMi	2.0810	3950.0	72	34948	No
120	GOM_NL__2PRFIN20081105_141833_000000562073_00325_34948_9605.N1	05-NOV-2008 14:18:33	Bright	56.000	36	50Alp UMa	1.8000	6300.0	112	34948	No
121	GOM_NL__2PRFIN20081105_142011_000000402073_00325_34948_9606.N1	05-NOV-2008 14:20:11	Bright	39.500	82	48Bet UMa	2.3650	10600.	79	34948	No
122	GOM_NL__2PRFIN20081105_142358_000000412073_00325_34948_9607.N1	05-NOV-2008 14:23:58	Bright	41.000	174	52Psi UMa	3.0040	4400.0	82	34948	No
123	GOM_NL__2PRFIN20081105_143141_000000412073_00325_34948_9608.N1	05-NOV-2008 14:31:41	Bright	40.500	96	68Del Leo	2.5600	9300.0	81	34948	No
124	GOM_NL__2PRFIN20081105_145144_000000402073_00325_34948_9609.N1	05-NOV-2008 14:51:44	Dark	39.500	113	Mu Vel	2.6920	5000.0	79	34948	No
125	GOM_NL__2PRFIN20081105_145757_000000382073_00326_34949_9609.N1	05-NOV-2008 14:57:57	Dark	37.500	29	Bet Car	1.6720	10200.	75	34949	No
126	GOM_NL__2PRFIN20081105_150342_000000622073_00326_34949_9610.N1	05-NOV-2008 15:03:42	Dark	62.000	2	Alp Car	-0.73600	7000.0	124	34949	No
127	GOM_NL__2PRFIN20081105_151328_000000392073_00326_34949_9611.N1	05-NOV-2008 15:13:28	Straylight	39.000	157	The1Eri	2.9060	9300.0	78	34949	No
128	GOM_NL__2PRFIN20081105_153150_000000372073_00326_34949_9612.N1	05-NOV-2008 15:31:50	Bright	36.500	105	6Bet Ari	2.6450	8900.0	73	34949	No
129	GOM_NL__2PRFIN20081105_153559_000000372073_00326_34949_9613.N1	05-NOV-2008 15:35:59	Bright	36.500	53	43Bet And	2.0480	3300.0	73	34949	No
130	GOM_NL__2PRFIN20081105_153809_000000392073_00326_34949_9614.N1	05-NOV-2008 15:38:09	Bright	39.000	73	57Gam1And	2.2600	13100.	78	34949	No
131	GOM_NL__2PRFIN20081105_154155_000000362073_00326_34949_9615.N1	05-NOV-2008 15:41:55	Bright	36.000	68	18Alp Cas	2.2250	4500.0	72	34949	No
132	GOM_NL__2PRFIN20081105_155108_000000372073_00326_34949_9616.N1	05-NOV-2008 15:51:08	Bright	36.500	49	1Alp UMi	1.9900	6300.0	73	34949	No
133	GOM_NL__2PRFIN20081105_155509_000000332073_00326_34949_9617.N1	05-NOV-2008 15:55:09	Bright	33.000	60	7Bet UMi	2.0810	3950.0	66	34949	No
134	GOM_NL__2PRFIN20081105_155909_000000422073_00326_34949_9618.N1	05-NOV-2008 15:59:09	Bright	42.000	36	50Alp UMa	1.8000	6300.0	84	34949	No
135	GOM_NL__2PRFIN20081105_160046_000000392073_00326_34949_9619.N1	05-NOV-2008 16:00:46	Bright	39.000	82	48Bet UMa	2.3650	10600.	78	34949	No
136	GOM_NL__2PRFIN20081105_160434_000000412073_00326_34949_9620.N1	05-NOV-2008 16:04:34	Bright	41.000	174	52Psi UMa	3.0040	4400.0	82	34949	No
137	GOM_NL__2PRFIN20081105_161217_000000412073_00326_34949_9621.N1	05-NOV-2008 16:12:17	Bright	40.500	96	68Del Leo	2.5600	9300.0	81	34949	No
138	GOM_NL__2PRFIN20081105_163220_000000392073_00326_34949_9622.N1	05-NOV-2008 16:32:20	Dark	39.000	113	Mu Vel	2.6920	5000.0	78	34949	No
139	GOM_NL__2PRFIN20081105_163834_000000382073_00327_34950_9620.N1	05-NOV-2008 16:38:34	Dark	38.000	29	Bet Car	1.6720	10200.	76	34950	No
140	GOM_NL__2PRFIN20081105_164419_000000582073_00327_34950_9621.N1	05-NOV-2008 16:44:19	Dark	58.000	2	Alp Car	-0.73600	7000.0	116	34950	No
141	GOM_NL__2PRFIN20081105_165404_000000392073_00327_34950_9622.N1	05-NOV-2008 16:54:04	Straylight	39.000	157	The1Eri	2.9060	9300.0	78	34950	No
142	GOM_NL__2PRFIN20081105_171226_000000382073_00327_34950_9623.N1	05-NOV-2008 17:12:26	Bright	37.500	105	6Bet Ari	2.6450	8900.0	75	34950	No
143	GOM_NL__2PRFIN20081105_171635_000000372073_00327_34950_9624.N1	05-NOV-2008 17:16:35	Bright	37.000	53	43Bet And	2.0480	3300.0	74	34950	No
144	GOM_NL__2PRFIN20081105_171845_000000382073_00327_34950_9625.N1	05-NOV-2008 17:18:45	Bright	38.000	73	57Gam1And	2.2600	13100.	76	34950	No
145	GOM_NL__2PRFIN20081105_172231_000000362073_00327_34950_9626.N1	05-NOV-2008 17:22:31	Bright	35.500	68	18Alp Cas	2.2250	4500.0	71	34950	No
146	GOM_NL__2PRFIN20081105_173144_000000372073_00327_34950_9627.N1	05-NOV-2008 17:31:44	Bright	37.000	49	1Alp UMi	1.9900	6300.0	74	34950	No
147	GOM_NL__2PRFIN20081105_173546_000000362073_00327_34950_9628.N1	05-NOV-2008 17:35:46	Bright	35.500	60	7Bet UMi	2.0810	3950.0	71	34950	No
148	GOM_NL__2PRFIN20081105_173945_000000362073_00327_34950_9629.N1	05-NOV-2008 17:39:45	Bright	36.000	36	50Alp UMa	1.8000	6300.0	72	34950	No
149	GOM_NL__2PRFIN20081105_174122_000000392073_00327_34950_9630.N1	05-NOV-2008 17:41:22	Bright	39.000	82	48Bet UMa	2.3650	10600.	78	34950	No
150	GOM_NL__2PRFIN20081105_174510_000000472073_00327_34950_9631.N1	05-NOV-2008 17:45:10	Bright	47.000	174	52Psi UMa	3.0040	4400.0	94	34950	No
151	GOM_NL__2PRFIN20081105_175253_000000412073_00327_34950_9632.N1	05-NOV-2008 17:52:53	Bright	41.000	96	68Del Leo	2.5600	9300.0	82	34950	No
152	GOM_NL__2PRFIN20081105_181257_000000382073_00327_34950_9633.N1	05-NOV-2008 18:12:57	Dark	38.000	113	Mu Vel	2.6920	5000.0	76	34950	No
153	GOM_NL__2PRFIN20081105_181910_000000412073_00328_34951_9644.N1	05-NOV-2008 18:19:10	Dark	40.500	29	Bet Car	1.6720	10200.	81	34951	No
154	GOM_NL__2PRFIN20081105_182455_000000622073_00328_34951_9645.N1	05-NOV-2008 18:24:55	Dark	61.500	2	Alp Car	-0.73600	7000.0	123	34951	No
155	GOM_NL__2PRFIN20081105_183441_000000412073_00328_34951_9646.N1	05-NOV-2008 18:34:41	Straylight	41.000	157	The1Eri	2.9060	9300.0	82	34951	No
156	GOM_NL__2PRFIN20081105_185301_000000382073_00328_34951_9647.N1	05-NOV-2008 18:53:01	Bright	37.500	105	6Bet Ari	2.6450	8900.0	75	34951	No
157	GOM_NL__2PRFIN20081105_185711_000000362073_00328_34951_9648.N1	05-NOV-2008 18:57:11	Bright	36.000	53	43Bet And	2.0480	3300.0	72	34951	No
158	GOM_NL__2PRFIN20081105_185920_000000372073_00328_34951_9649.N1	05-NOV-2008 18:59:20	Bright	36.500	73	57Gam1And	2.2600	13100.	73	34951	No
159	GOM_NL__2PRFIN20081105_190307_000000362073_00328_34951_9650.N1	05-NOV-2008 19:03:07	Bright	35.500	68	18Alp Cas	2.2250	4500.0	71	34951	No
160	GOM_NL__2PRFIN20081105_191220_000000372073_00328_34951_9651.N1	05-NOV-2008 19:12:20	Bright	36.500	49	1Alp UMi	1.9900	6300.0	73	34951	No

161	GOM_NL__2PRFIN20081105_191622_000000382073_00328_34951_9652.N1	05-NOV-2008 19:16:22	Bright	38.000	60	7Bet UMi	2.0810	3950.0	76	34951	No
162	GOM_NL__2PRFIN20081105_192021_000000382073_00328_34951_9653.N1	05-NOV-2008 19:20:21	Bright	37.500	36	50Alp UMa	1.8000	6300.0	75	34951	No
163	GOM_NL__2PRFIN20081105_192158_000000392073_00328_34951_9654.N1	05-NOV-2008 19:21:58	Bright	39.000	82	48Bet UMa	2.3650	10600.	78	34951	No
164	GOM_NL__2PRFIN20081105_192546_000000422073_00328_34951_9655.N1	05-NOV-2008 19:25:46	Bright	41.500	174	52Psi UMa	3.0040	4400.0	83	34951	No
165	GOM_NL__2PRFIN20081105_193330_000000412073_00328_34951_9656.N1	05-NOV-2008 19:33:30	Bright	41.000	96	68Del Leo	2.5600	9300.0	82	34951	No
166	GOM_NL__2PRFIN20081105_195333_000000412073_00328_34951_9657.N1	05-NOV-2008 19:53:33	Dark	40.500	113	Mu Vel	2.6920	5000.0	81	34951	No
167	GOM_NL__2PRFIN20081105_195946_000000402073_00329_34952_9658.N1	05-NOV-2008 19:59:46	Dark	40.000	29	Bet Car	1.6720	10200.	80	34952	No
168	GOM_NL__2PRFIN20081105_200532_000000462073_00329_34952_9659.N1	05-NOV-2008 20:05:32	Dark	46.000	2	Alp Car	-0.73600	7000.0	92	34952	No
169	GOM_NL__2PRFIN20081105_201517_000000402073_00329_34952_9660.N1	05-NOV-2008 20:15:17	Straylight	40.000	157	The1Eri	2.9060	9300.0	80	34952	No
170	GOM_NL__2PRFIN20081105_203337_000000382073_00329_34952_9661.N1	05-NOV-2008 20:33:37	Bright	37.500	105	6Bet Ari	2.6450	8900.0	75	34952	No
171	GOM_NL__2PRFIN20081105_203747_000000382073_00329_34952_9662.N1	05-NOV-2008 20:37:47	Bright	38.000	53	43Bet And	2.0480	3300.0	76	34952	No
172	GOM_NL__2PRFIN20081105_203956_000000382073_00329_34952_9663.N1	05-NOV-2008 20:39:56	Bright	37.500	73	57Gam1And	2.2600	13100.	75	34952	No
173	GOM_NL__2PRFIN20081105_204343_000000332073_00329_34952_9664.N1	05-NOV-2008 20:43:43	Bright	33.000	68	18Alp Cas	2.2250	4500.0	66	34952	No
174	GOM_NL__2PRFIN20081105_205255_000000382073_00329_34952_9665.N1	05-NOV-2008 20:52:55	Bright	37.500	49	1Alp UMi	1.9900	6300.0	75	34952	No
175	GOM_NL__2PRFIN20081105_205658_000000382073_00329_34952_9666.N1	05-NOV-2008 20:56:58	Bright	38.000	60	7Bet UMi	2.0810	3950.0	76	34952	No
176	GOM_NL__2PRFIN20081105_210057_000000392073_00329_34952_9667.N1	05-NOV-2008 21:00:57	Bright	39.000	36	50Alp UMa	1.8000	6300.0	78	34952	No
177	GOM_NL__2PRFIN20081105_210234_000000392073_00329_34952_9668.N1	05-NOV-2008 21:02:34	Bright	38.500	82	48Bet UMa	2.3650	10600.	77	34952	No
178	GOM_NL__2PRFIN20081105_210622_000000412073_00329_34952_9669.N1	05-NOV-2008 21:06:22	Bright	41.000	174	52Psi UMa	3.0040	4400.0	82	34952	No
179	GOM_NL__2PRFIN20081105_211406_000000412073_00329_34952_9670.N1	05-NOV-2008 21:14:06	Bright	40.500	96	68Del Leo	2.5600	9300.0	81	34952	No
180	GOM_NL__2PRFIN20081105_213409_000000402073_00329_34952_9671.N1	05-NOV-2008 21:34:09	Dark	40.000	113	Mu Vel	2.6920	5000.0	80	34952	No
181	GOM_NL__2PRFIN20081105_214023_000000432073_00330_34953_9673.N1	05-NOV-2008 21:40:23	Dark	42.500	29	Bet Car	1.6720	10200.	85	34953	No
182	GOM_NL__2PRFIN20081105_214609_000000622073_00330_34953_9674.N1	05-NOV-2008 21:46:09	Dark	62.000	2	Alp Car	-0.73600	7000.0	124	34953	No
183	GOM_NL__2PRFIN20081105_215553_000000402073_00330_34953_9675.N1	05-NOV-2008 21:55:53	Straylight	40.000	157	The1Eri	2.9060	9300.0	80	34953	No
184	GOM_NL__2PRFIN20081105_221413_000000372073_00330_34953_9676.N1	05-NOV-2008 22:14:13	Bright	36.500	105	6Bet Ari	2.6450	8900.0	73	34953	No
185	GOM_NL__2PRFIN20081105_221823_000000372073_00330_34953_9677.N1	05-NOV-2008 22:18:23	Bright	36.500	53	43Bet And	2.0480	3300.0	73	34953	No
186	GOM_NL__2PRFIN20081105_222032_000000382073_00330_34953_9678.N1	05-NOV-2008 22:20:32	Bright	37.500	73	57Gam1And	2.2600	13100.	75	34953	No
187	GOM_NL__2PRFIN20081105_222419_000000362073_00330_34953_9679.N1	05-NOV-2008 22:24:19	Bright	36.000	68	18Alp Cas	2.2250	4500.0	72	34953	No
188	GOM_NL__2PRFIN20081105_223331_000000362073_00330_34953_9680.N1	05-NOV-2008 22:33:31	Bright	36.000	49	1Alp UMi	1.9900	6300.0	72	34953	No
189	GOM_NL__2PRFIN20081105_223734_000000372073_00330_34953_9681.N1	05-NOV-2008 22:37:34	Bright	37.000	60	7Bet UMi	2.0810	3950.0	74	34953	No
190	GOM_NL__2PRFIN20081105_224132_000000412073_00330_34953_9682.N1	05-NOV-2008 22:41:32	Bright	40.500	36	50Alp UMa	1.8000	6300.0	81	34953	No
191	GOM_NL__2PRFIN20081105_224310_000000562073_00330_34953_9683.N1	05-NOV-2008 22:43:10	Bright	55.500	82	48Bet UMa	2.3650	10600.	111	34953	No
192	GOM_NL__2PRFIN20081105_224658_000000402073_00330_34953_9684.N1	05-NOV-2008 22:46:58	Bright	40.000	174	52Psi UMa	3.0040	4400.0	80	34953	No
193	GOM_NL__2PRFIN20081105_225442_000000482073_00330_34953_9685.N1	05-NOV-2008 22:54:42	Bright	47.500	96	68Del Leo	2.5600	9300.0	95	34953	No
194	GOM_NL__2PRFIN20081105_231446_000000402073_00330_34953_9686.N1	05-NOV-2008 23:14:46	Dark	39.500	113	Mu Vel	2.6920	5000.0	79	34953	No
195	GOM_NL__2PRFIN20081105_232059_000000382073_00331_34954_9687.N1	05-NOV-2008 23:20:59	Dark	37.500	29	Bet Car	1.6720	10200.	75	34954	No
196	GOM_NL__2PRFIN20081105_232645_000000562073_00331_34954_9688.N1	05-NOV-2008 23:26:45	Dark	56.000	2	Alp Car	-0.73600	7000.0	112	34954	No
197	GOM_NL__2PRFIN20081105_233629_000000402073_00331_34954_9689.N1	05-NOV-2008 23:36:29	Straylight	39.500	157	The1Eri	2.9060	9300.0	79	34954	No
198	GOM_NL__2PRFIN20081105_235449_000000362073_00331_34954_9690.N1	05-NOV-2008 23:54:49	Bright	36.000	105	6Bet Ari	2.6450	8900.0	72	34954	No
199	GOM_NL__2PRFIN20081105_235859_000000362073_00331_34954_9691.N1	05-NOV-2008 23:58:59	Bright	36.000	53	43Bet And	2.0480	3300.0	72	34954	No

3. Quality information per product

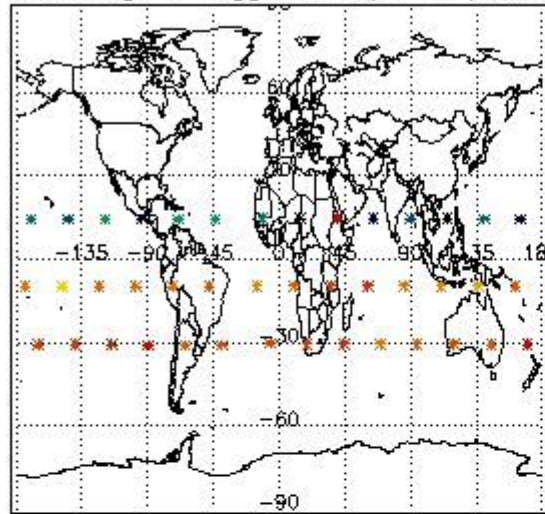
In this section it is plotted some information contained in the Quality Summary data set of the level 2 products. Only products in dark limb conditions and without errors (error flag in the MPH set to "0") are used.

3.1 Plot quality information per product (time dependant)

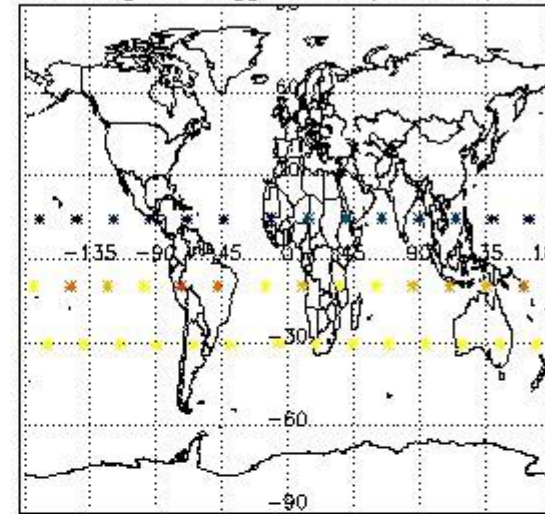


3.2 Plot quality information per product (world map)

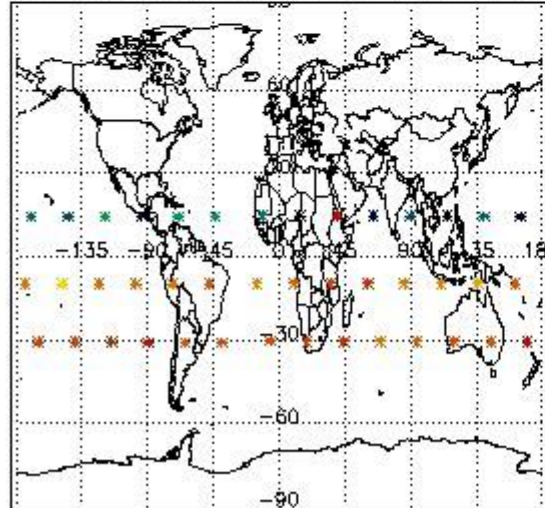
Percentage of flagged data per O3 profile



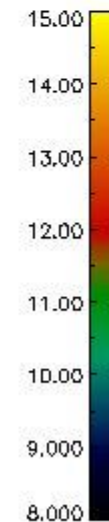
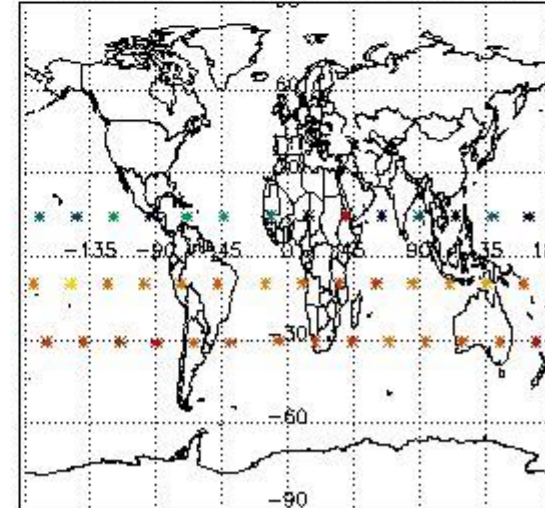
Percentage of flagged data per H2O profile



Percentage of flagged data per NO2 profile



Percentage of flagged data per NO3 profile

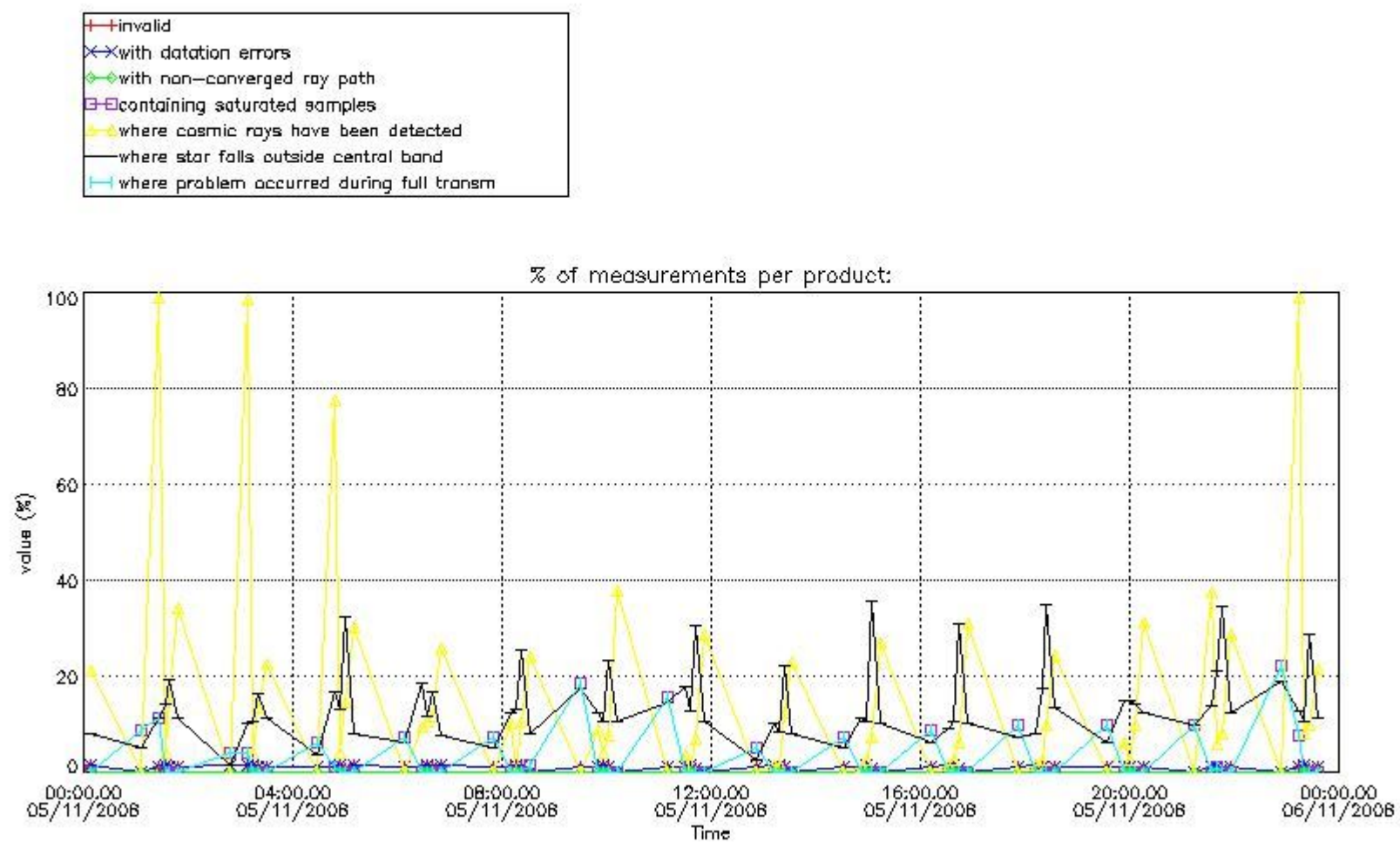


4. Level 1 quality information per product

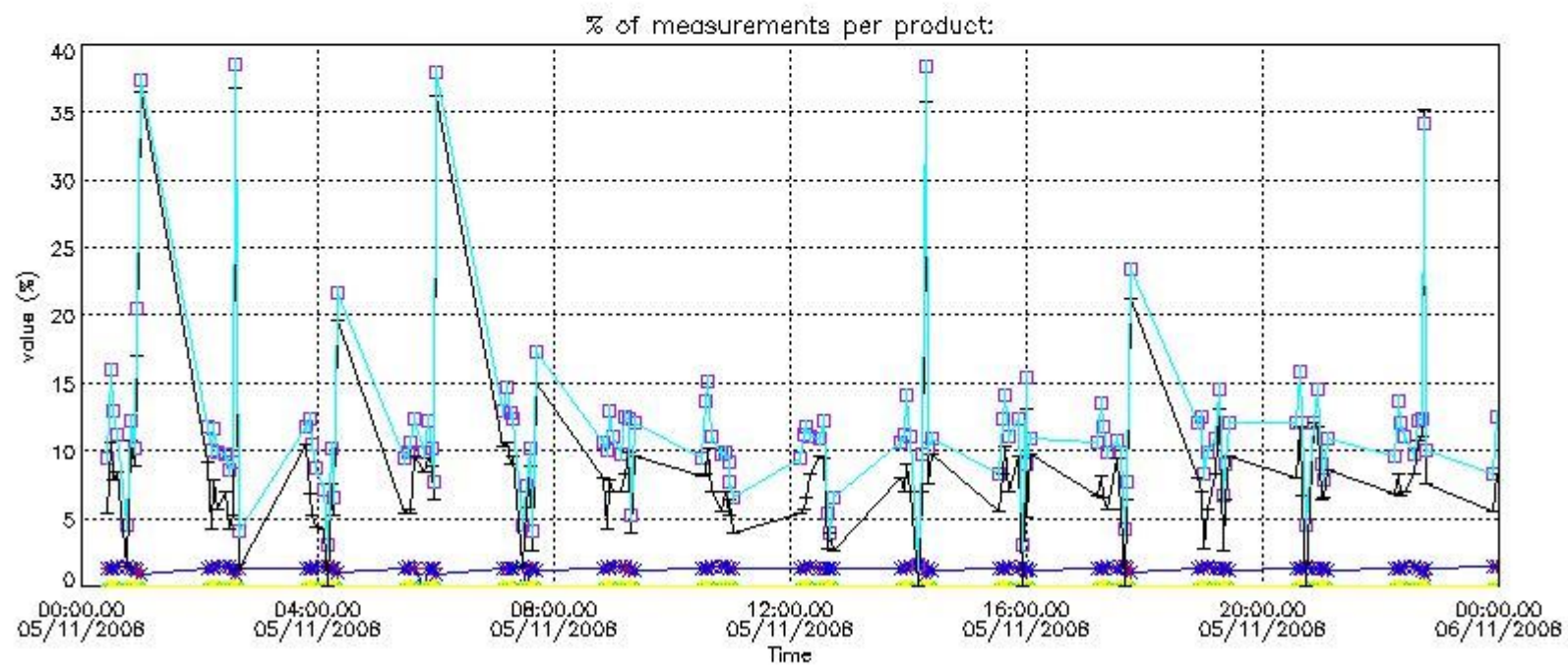
In this section it is plotted some information contained in the Quality Summary data set of the level 2 products that comes from the level 1b processing. Products without errors (error flag in the MPH set to "0") are used.

4.1 Plot quality information per product (time dependant) coming from level 1b processing

4.1.1 Plot level 1 quality information per product (time dependant): ENVISAT ASCENDING passes



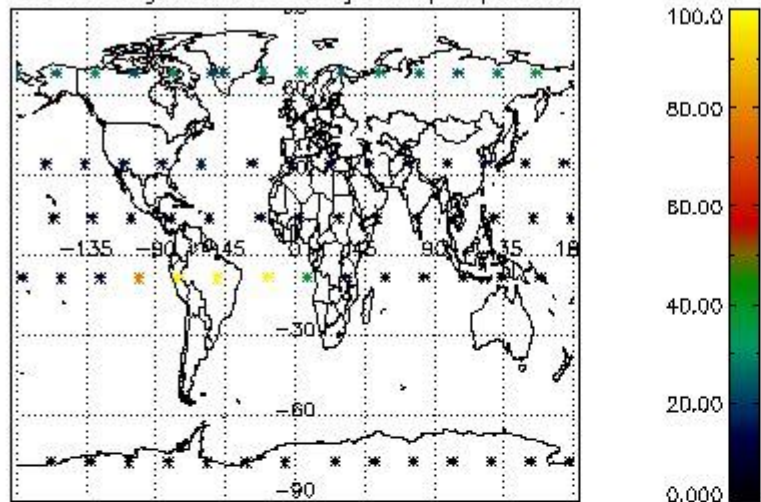
4.1.2 Plot level 1 quality information per product (time dependant): ENVI SAT DESCENDING passes



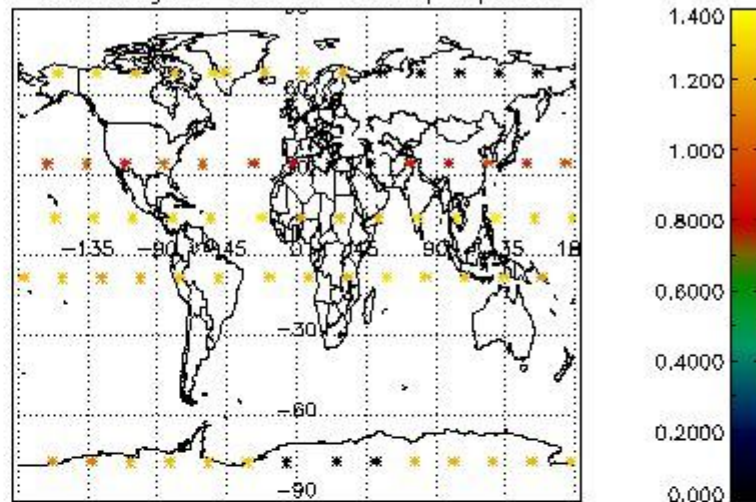
4.2 Plot quality information per product coming from level 1b processing (world map)

4.2.1 Plot level 1 quality information per product (world map): ENVISAT ASCENDING passes

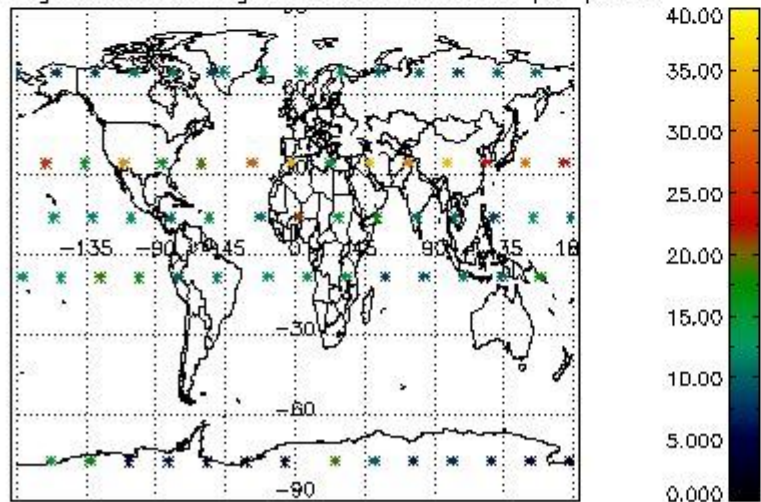
Percentage of cosmic ray hits per profile



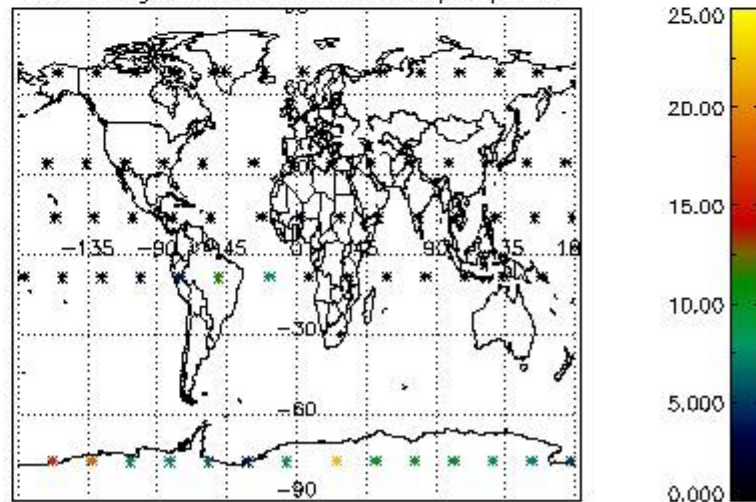
Percentage of datation errors per profile



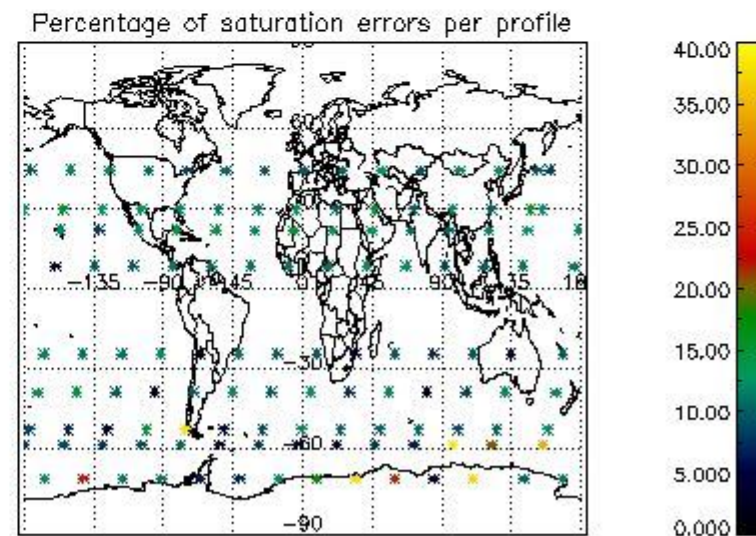
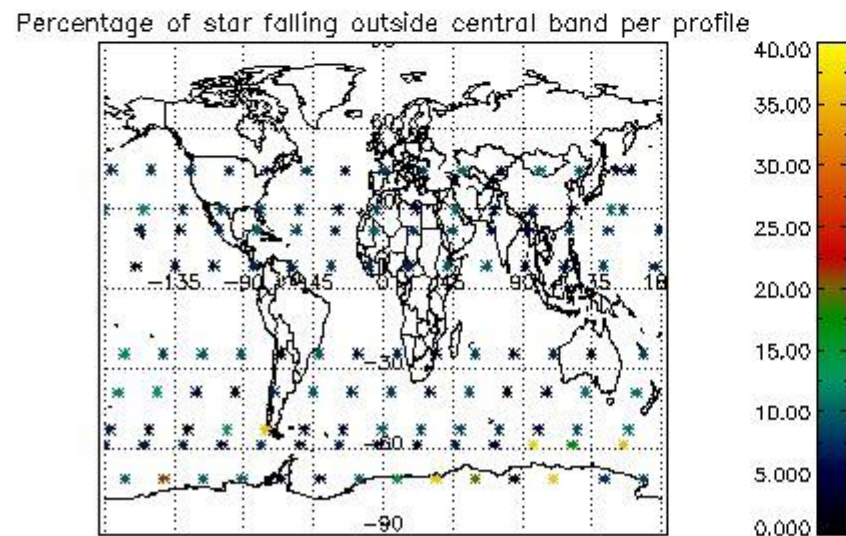
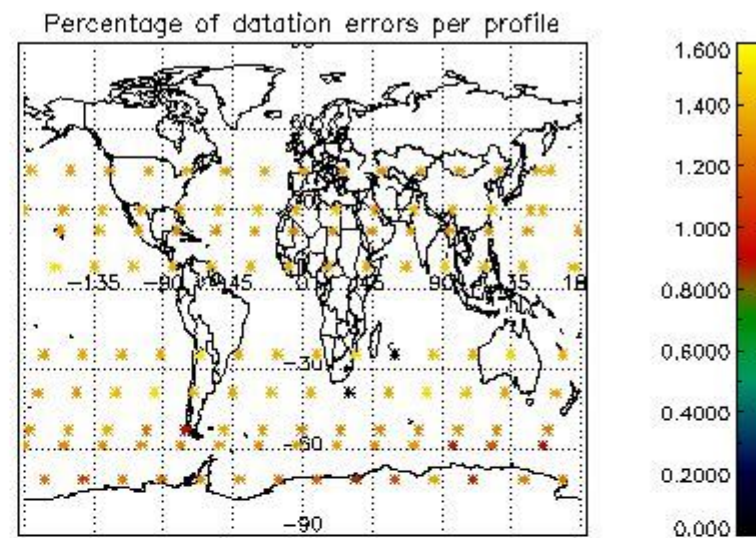
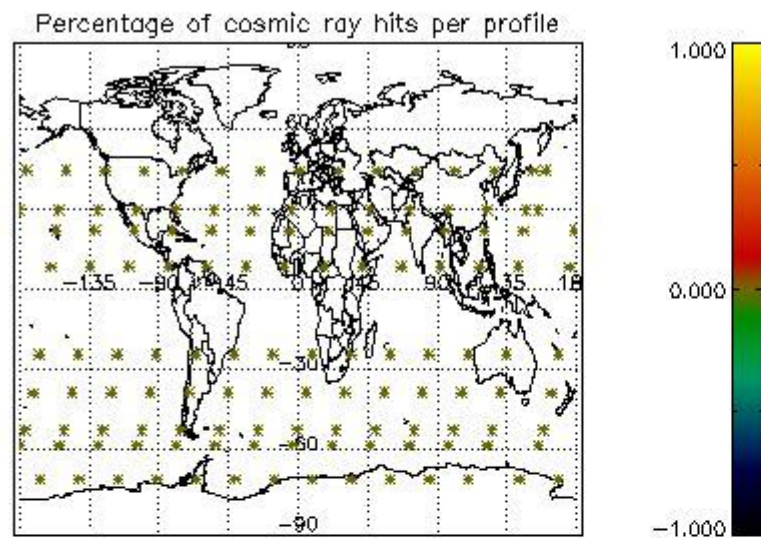
Percentage of star falling outside central band per profile



Percentage of saturation errors per profile



4.2.2 Plot level 1 quality information per product (world map): ENVISAT DESCENDING passes



5. Trace gas profiles

5.1 Ozone statistics based on quality of products

The final quality of the products can be "measured" using the STD (Standard Deviation) attached to every point profile. This information is written to the parameter GOM_NL__2P/NL_LOCAL_SPECIES_DENSITY/o3_std of the level 2 products. The table below shows the statistics for given STD ranges.

The statistics are given with respect to the overall valid production:

- Products without fatal errors: GOM_NL__2P/MPH/PRODUCT_ERR=0
- Valid point profile: GOM_NL__2P/NL_LOCAL_SPECIES_DENSITY/pcd(0)=0

The 'Criteria' is applied to valid points of dark limb products:

- Products in dark limb illumination condition: GOM_NL__2P/NL_SUMMARY_QUALITY/obs_ill_cond=0
- Products without fatal errors: GOM_NL__2P/MPH/PRODUCT_ERR=0
- Valid point profile: GOM_NL__2P/NL_LOCAL_SPECIES_DENSITY/pcd(0)=0

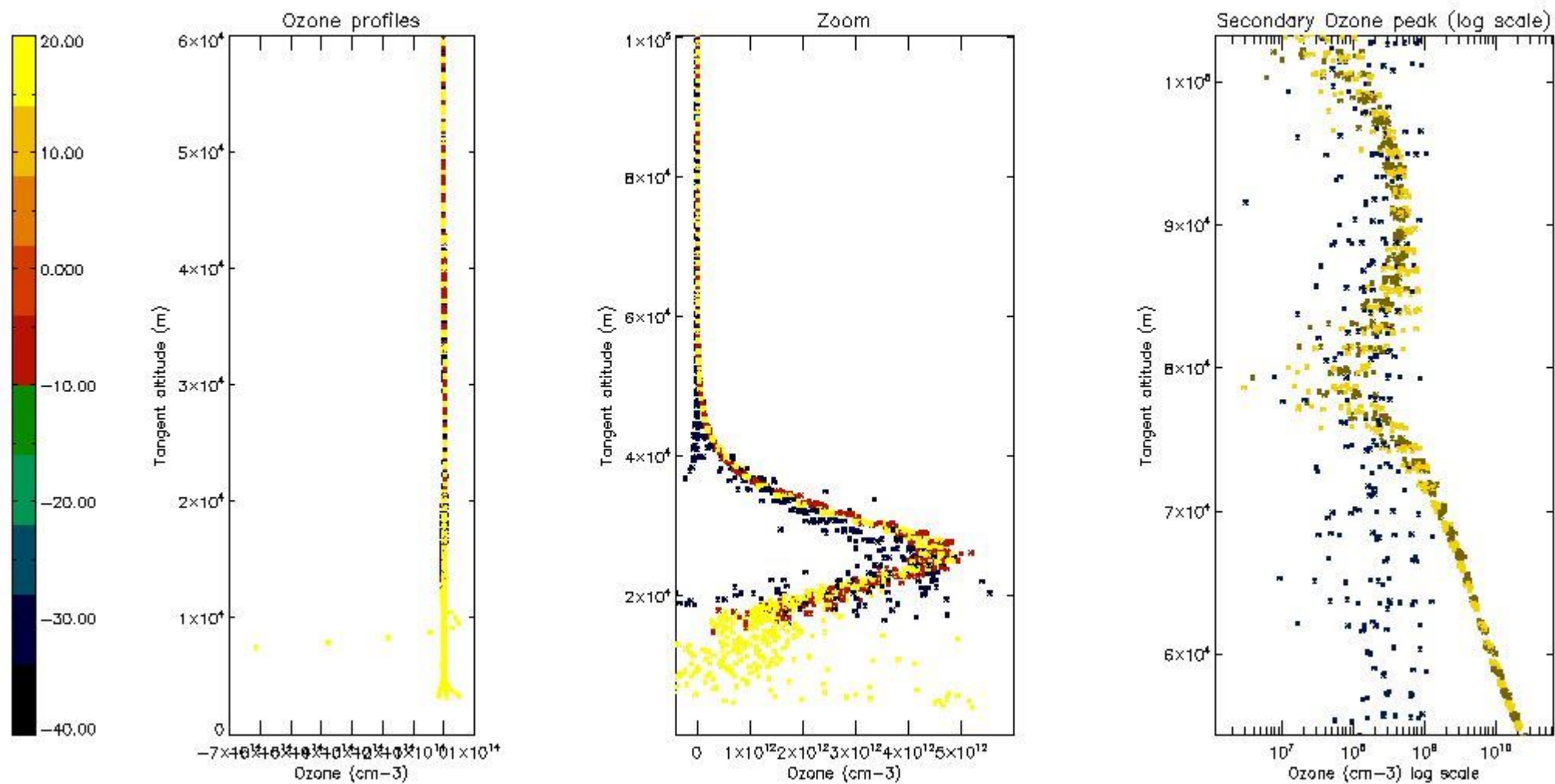
So, the table below shows the percentage of dark limb and valid observations for each criteria with respect to the overall valid daily observations.

Criteria	% of total production
All STD	25
STD < 20	14

STD < 10	10
STD < 5	7

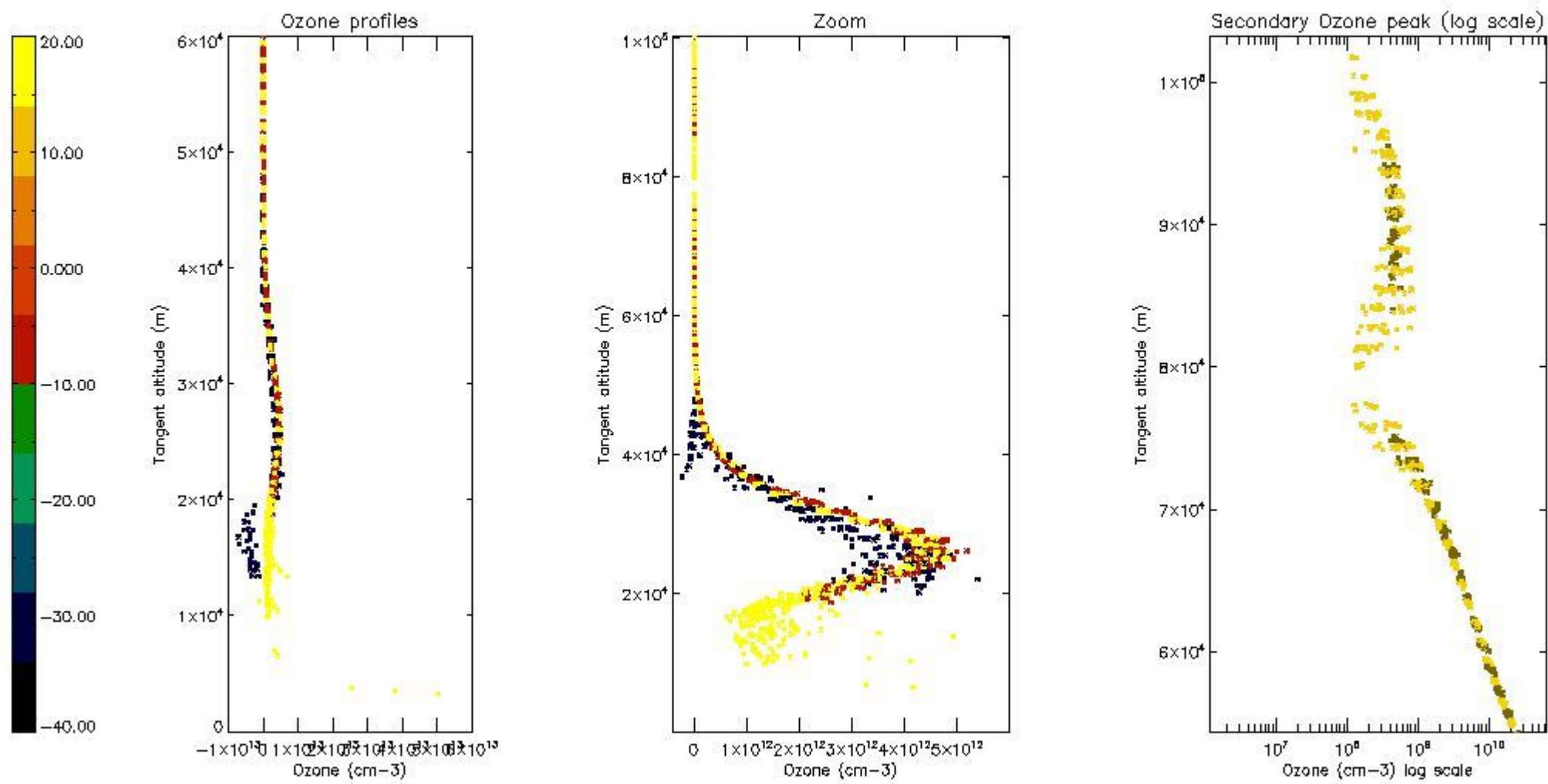
5.2 Plot ozone profiles for all STD (dark without errors)

The colorbar represents the latitude.



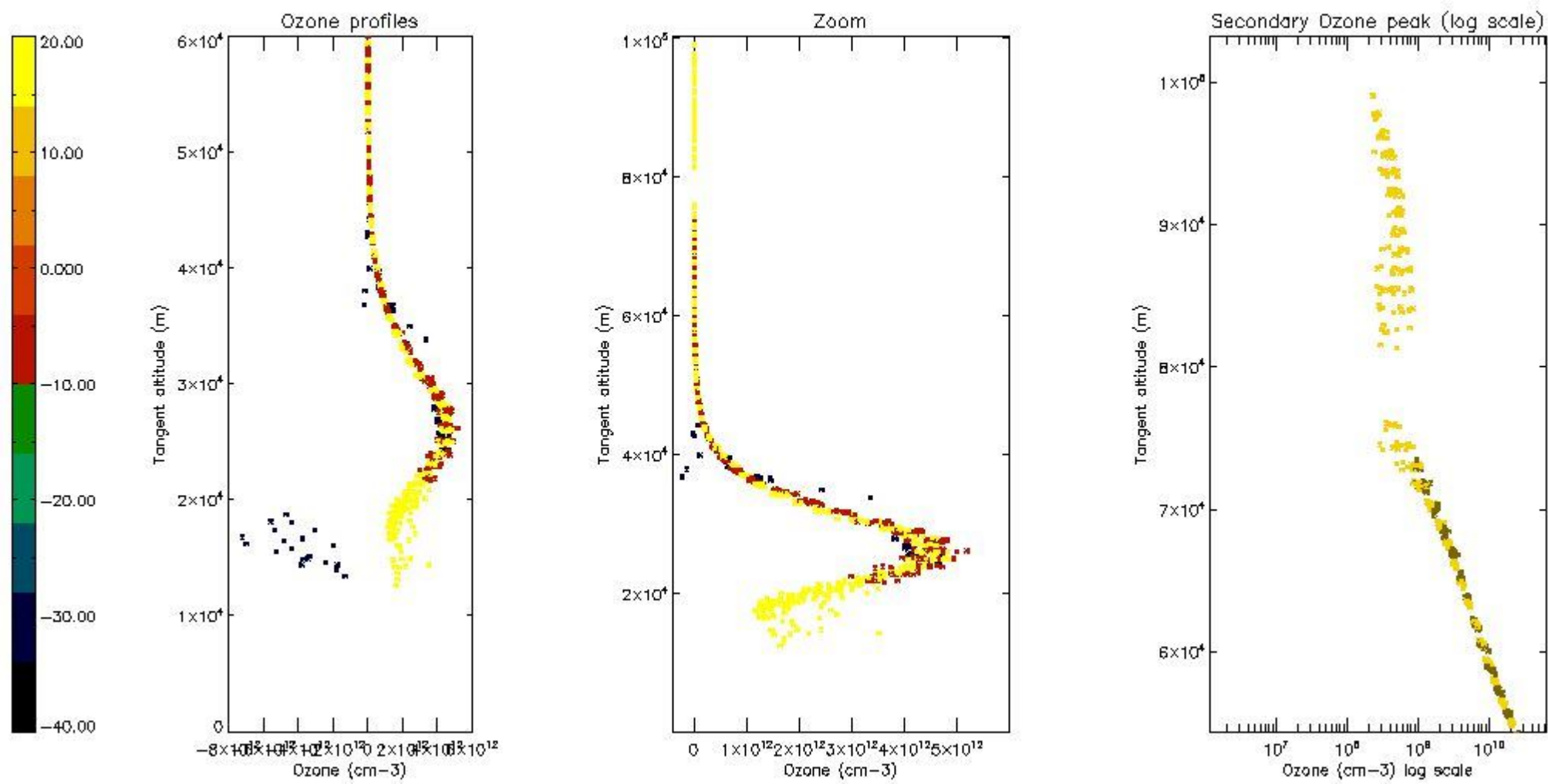
5.3 Plot ozone profiles where STD < 20% (dark without errors)

The colorbar represents the latitude.



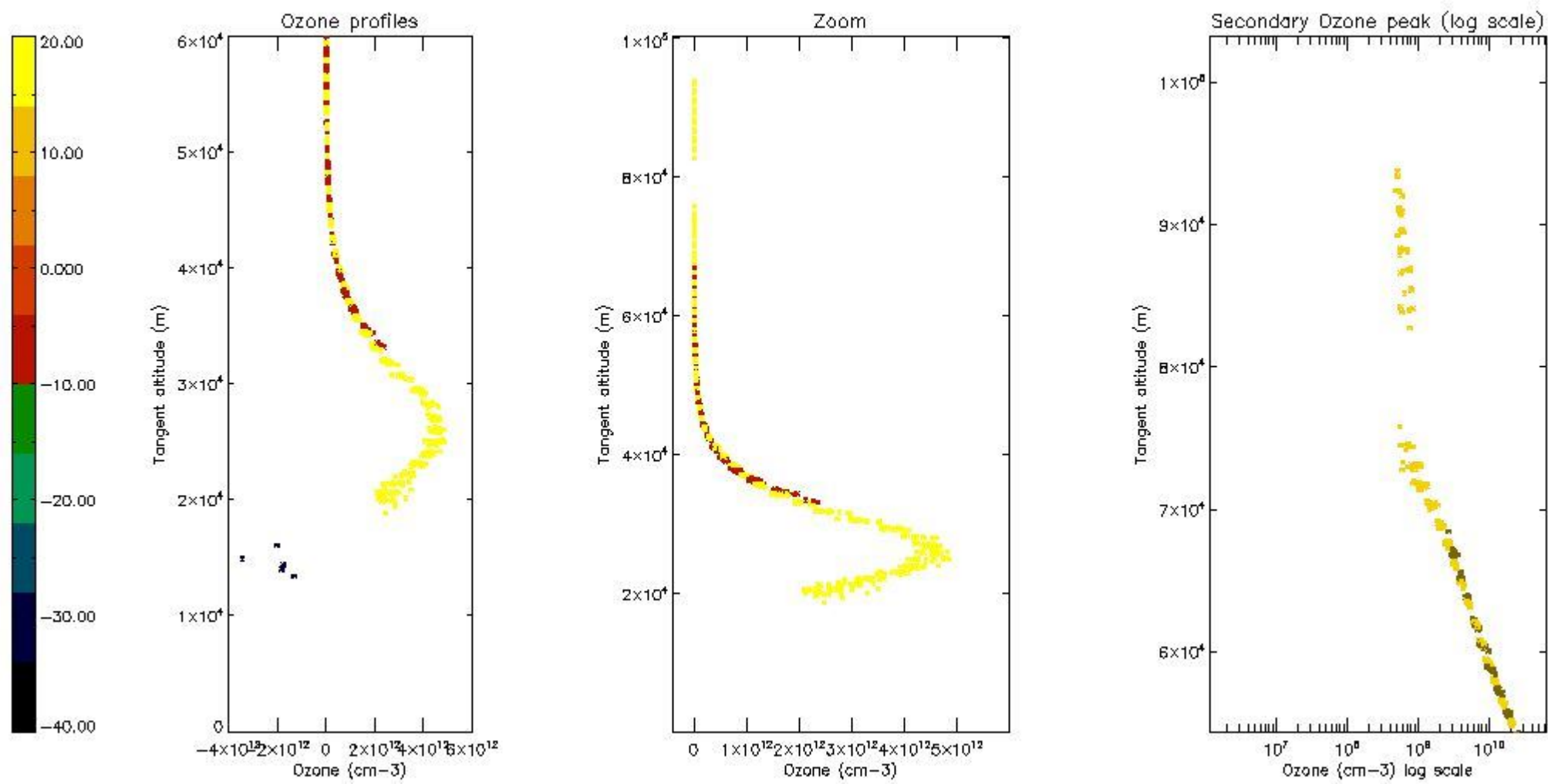
5.4 Plot ozone profiles where $STD < 10\%$ (dark without errors)

The colorbar represents the latitude.



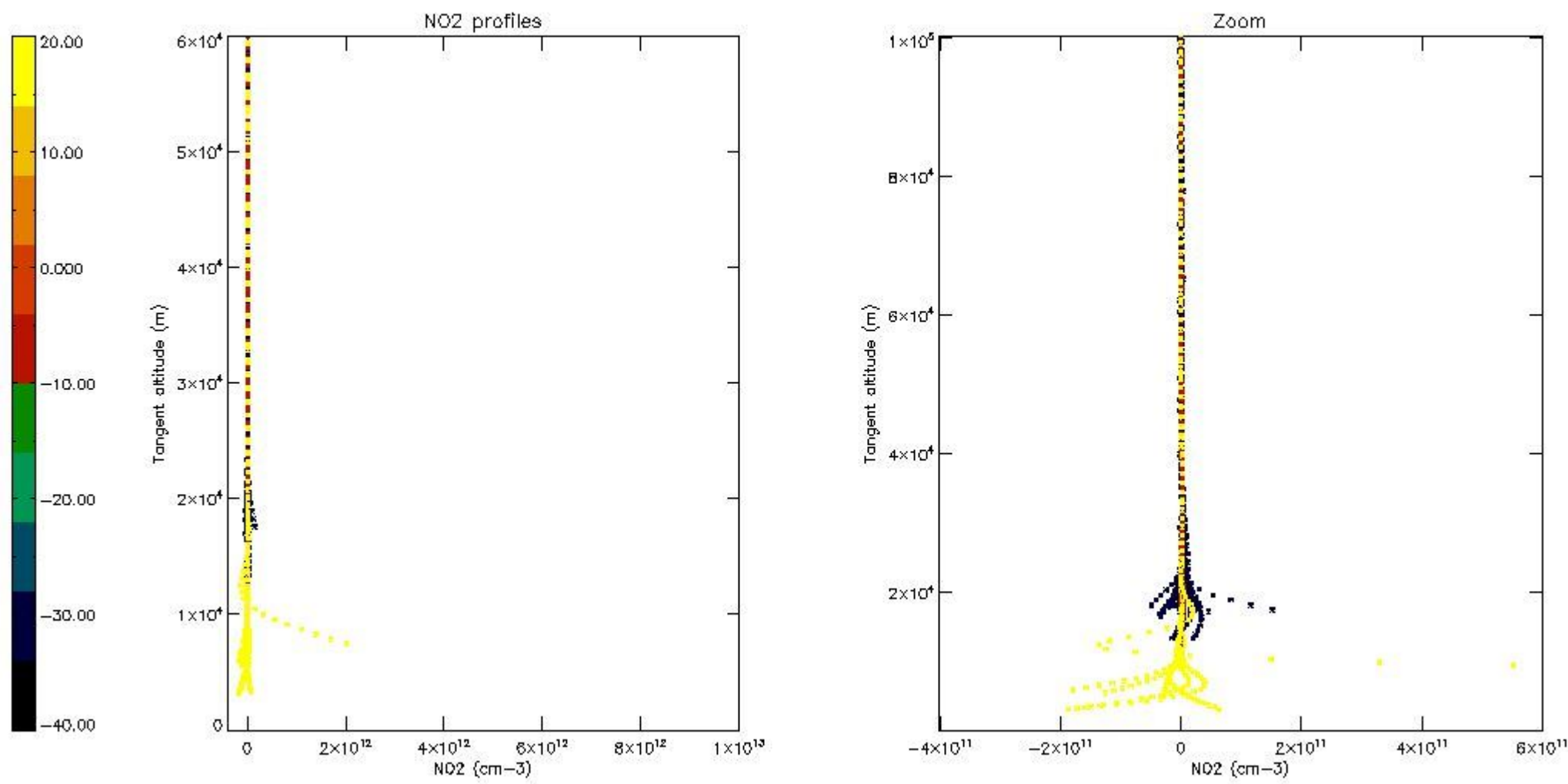
5.5 Plot ozone profiles where STD < 5% (dark without errors)

The colorbar represents the latitude.



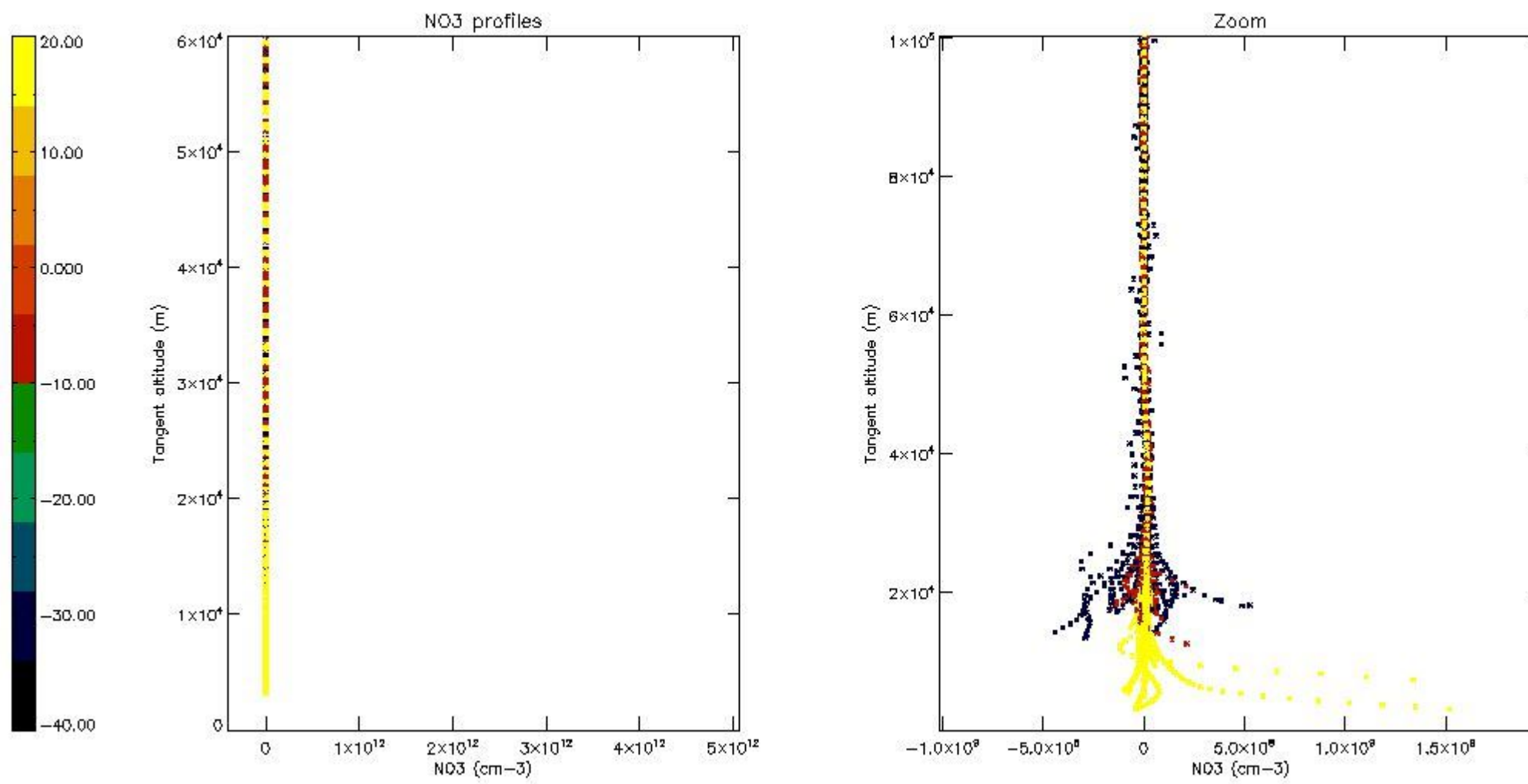
5.6 Plot NO₂ profiles for all STD (dark without errors)

The colorbar represents the latitude.



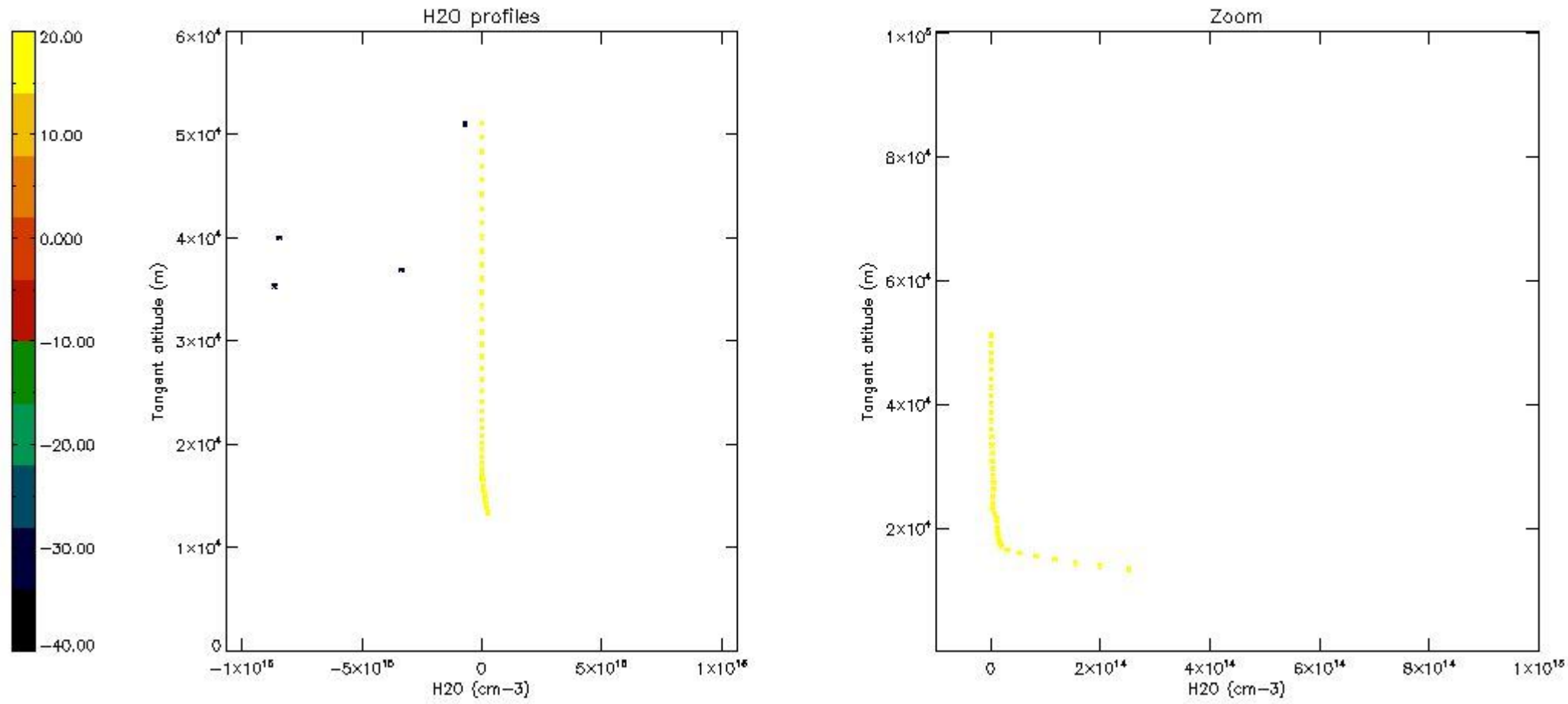
5.7 Plot NO3 profiles for all STD (dark without errors)

The colorbar represents the latitude.



5.8 Plot H₂O profiles for all STD (only for occultations of stars 1,2,3,4,13,14,16,26,63 dark without errors)

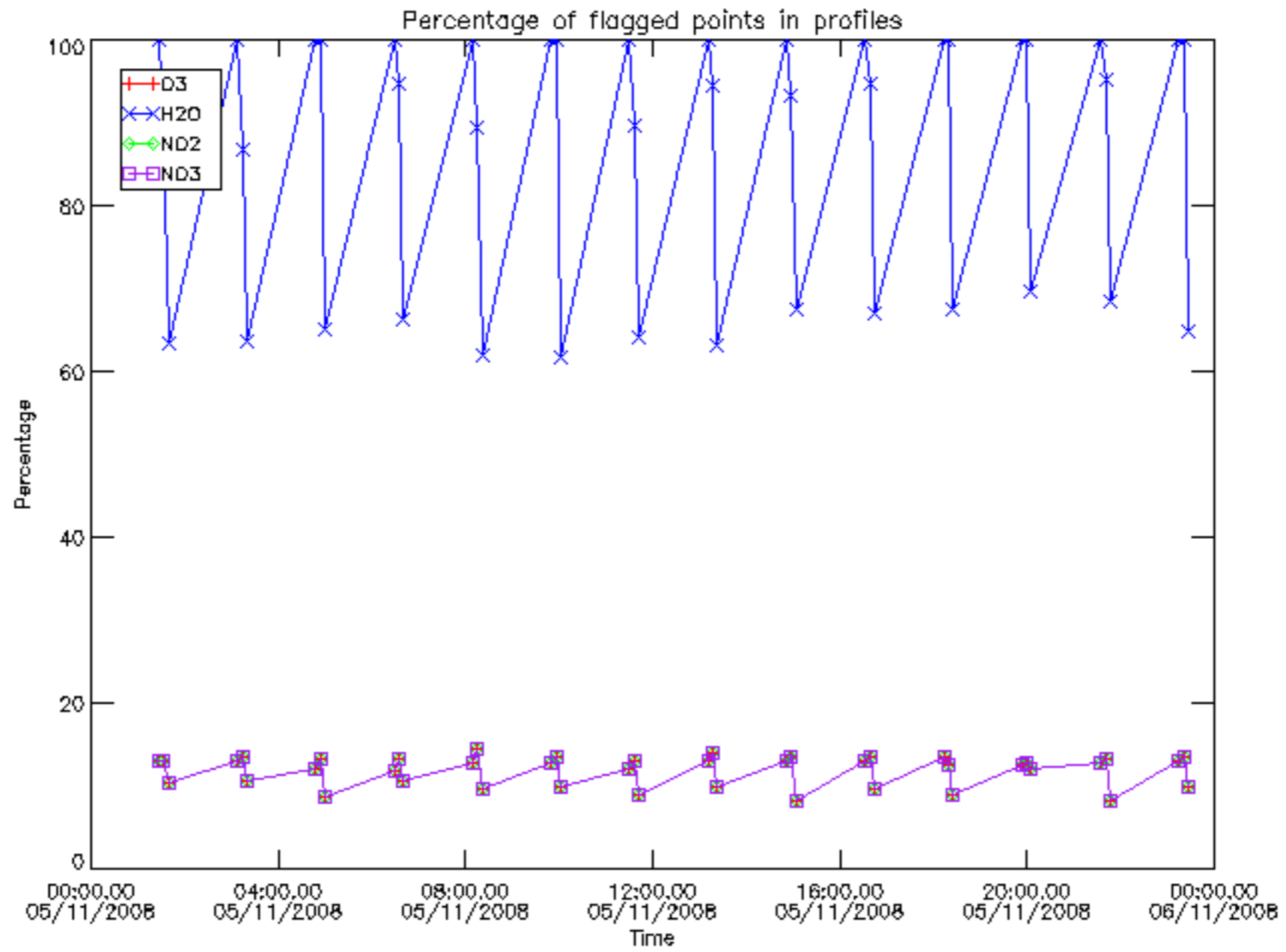
The colorbar represents the latitude.



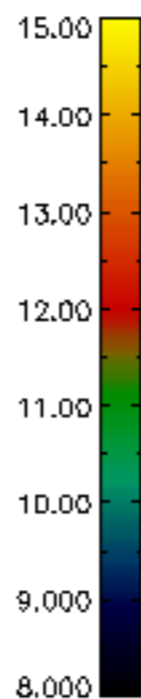
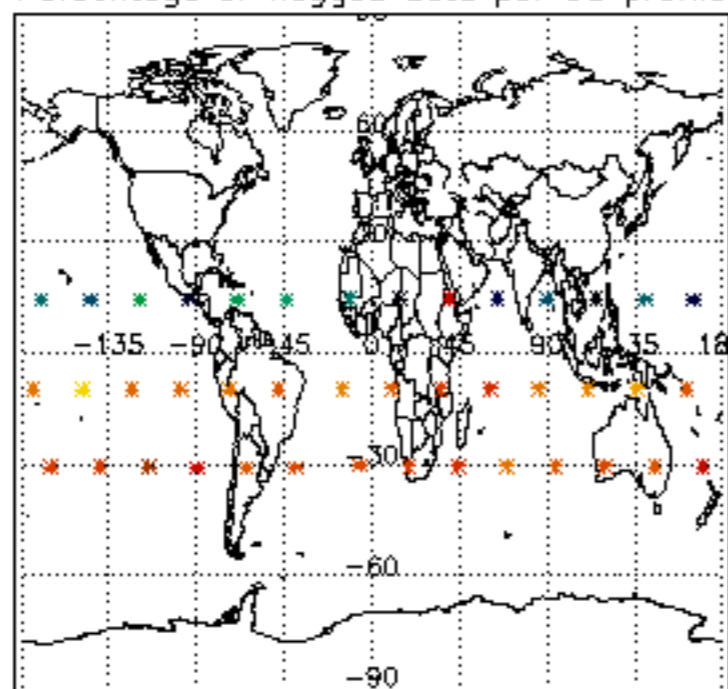
6. Auxiliary Data Files used for the production reported in section 2

The number reported in the third column indicates since which file (see list in section 2) the corresponding auxiliary file has been used. The fourth column is the date of those product files.

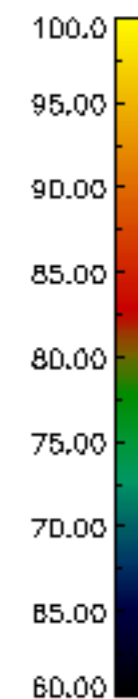
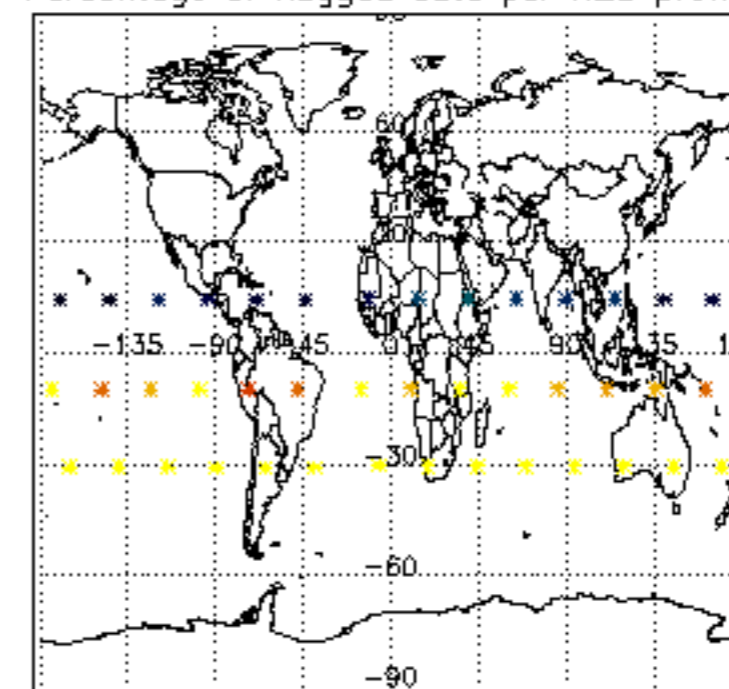
Type	Auxiliary Filename	Used since product	Used since product date
INST_PHYS_CHARACTERISTICS	GOM_INS_AXVIEC20091111_143220_20030716_120000_20500101_000000	1	05-NOV-2008 00:08:02
LEVEL-2_PROC_CONFIG	GOM_PR2_AXVIEC20091111_152718_20020301_000000_20500101_000000	1	05-NOV-2008 00:08:02
CROSS_SECTIONS_FILE	GOM_CRS_AXVIEC20091111_154832_20020301_000000_20500101_000000	1	05-NOV-2008 00:08:02



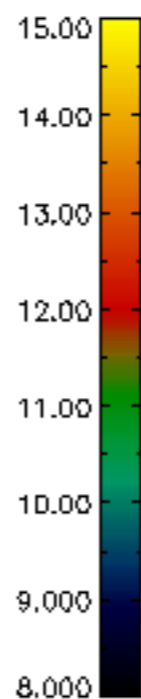
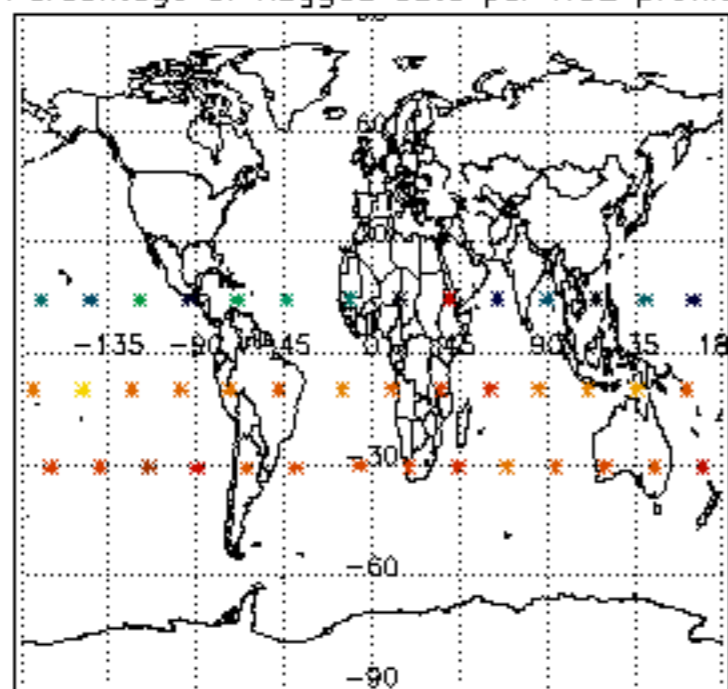
Percentage of flagged data per D3 profile



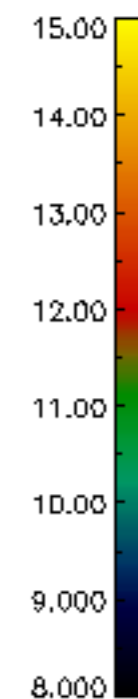
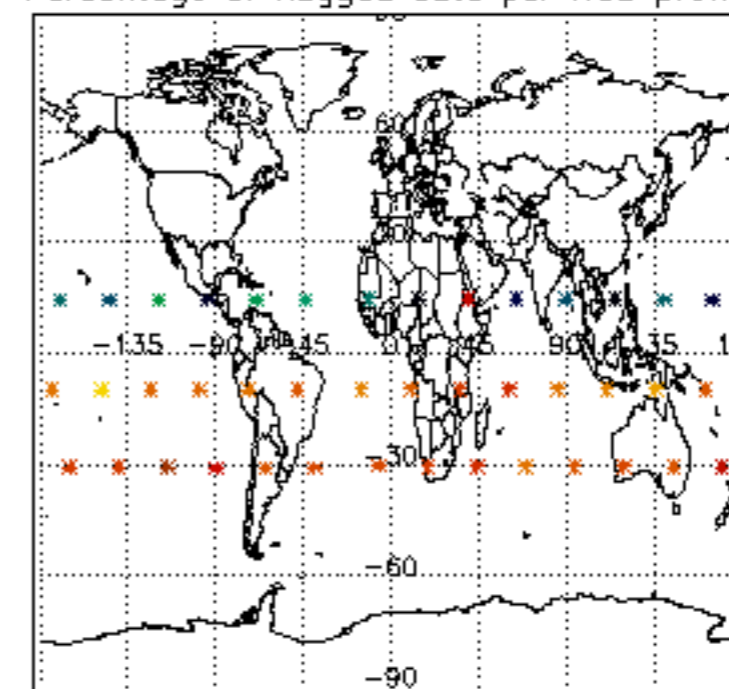
Percentage of flagged data per H2O profile

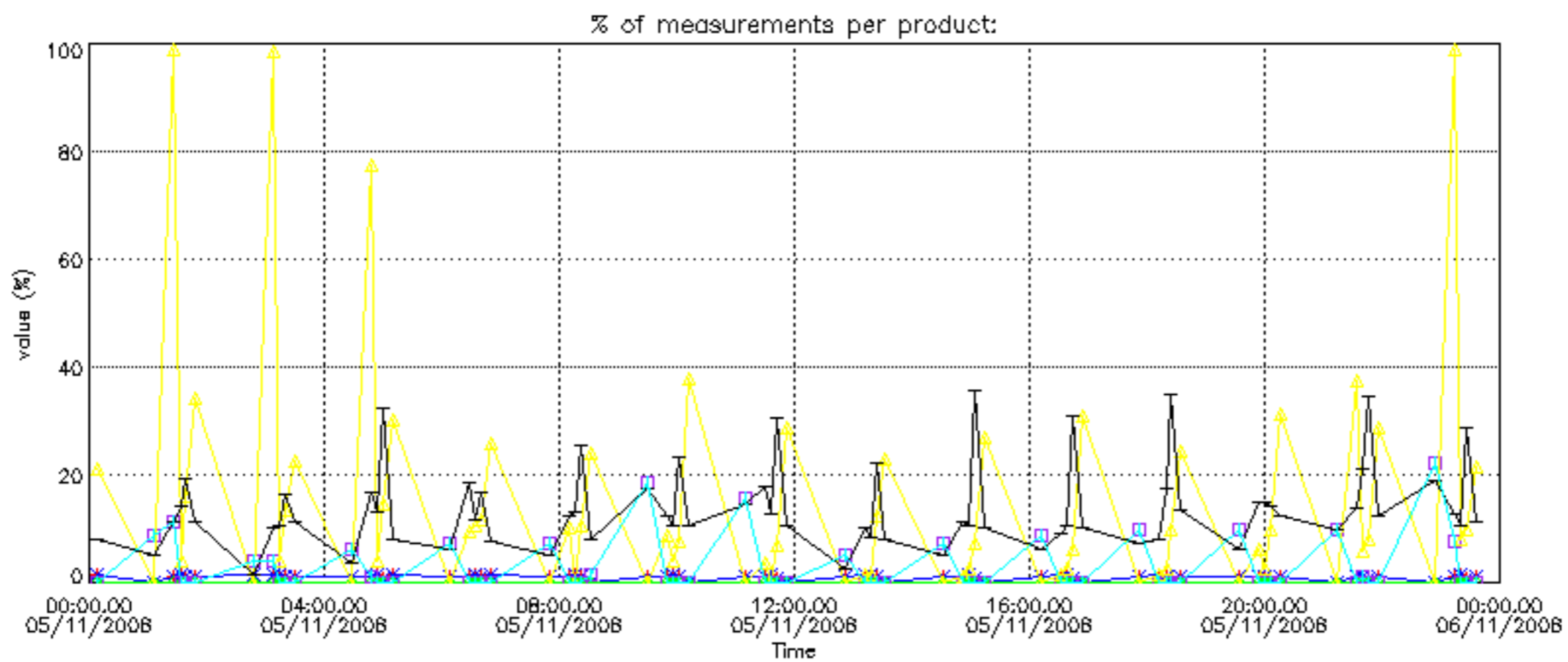


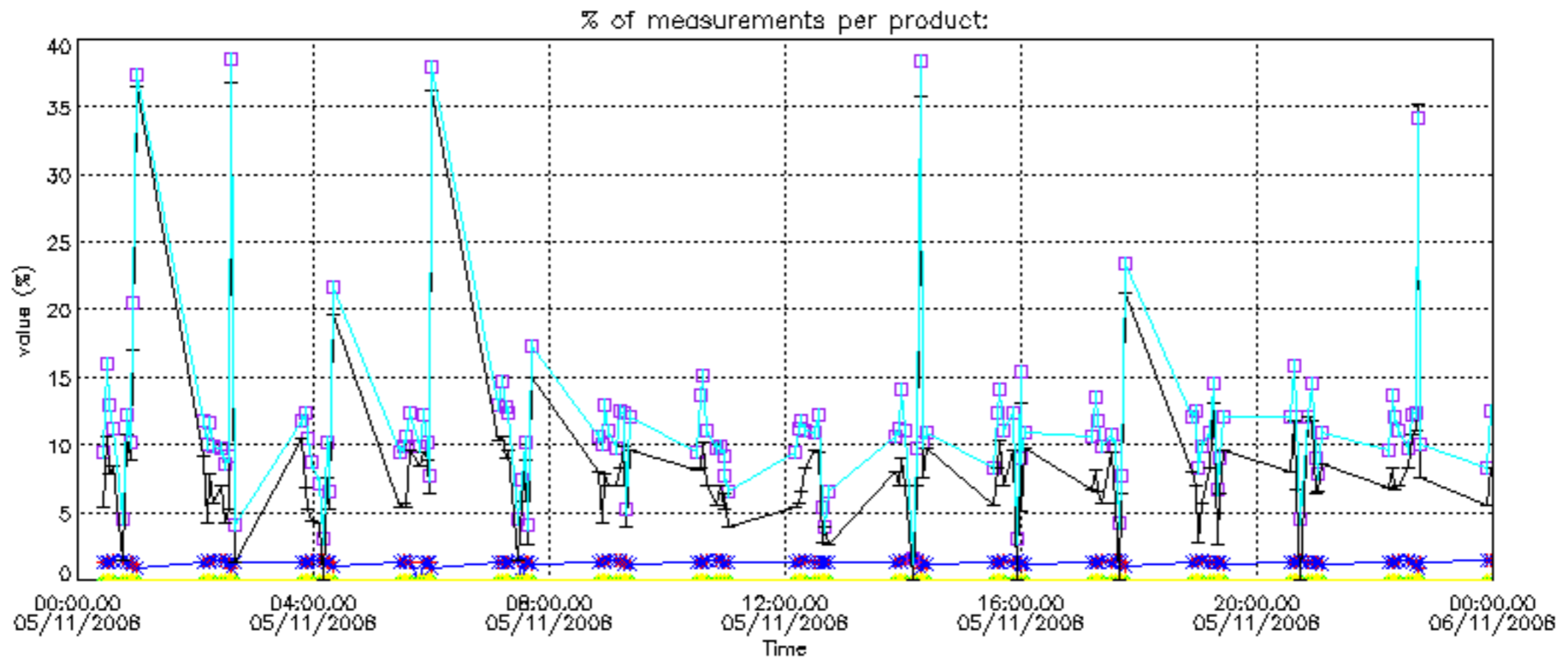
Percentage of flagged data per NO2 profile



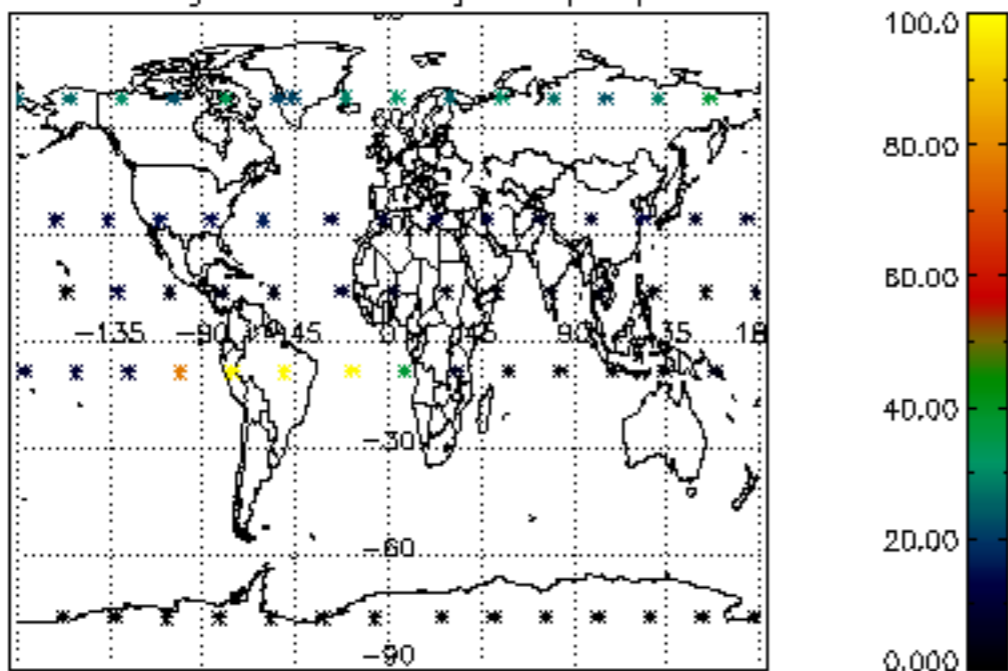
Percentage of flagged data per NO3 profile



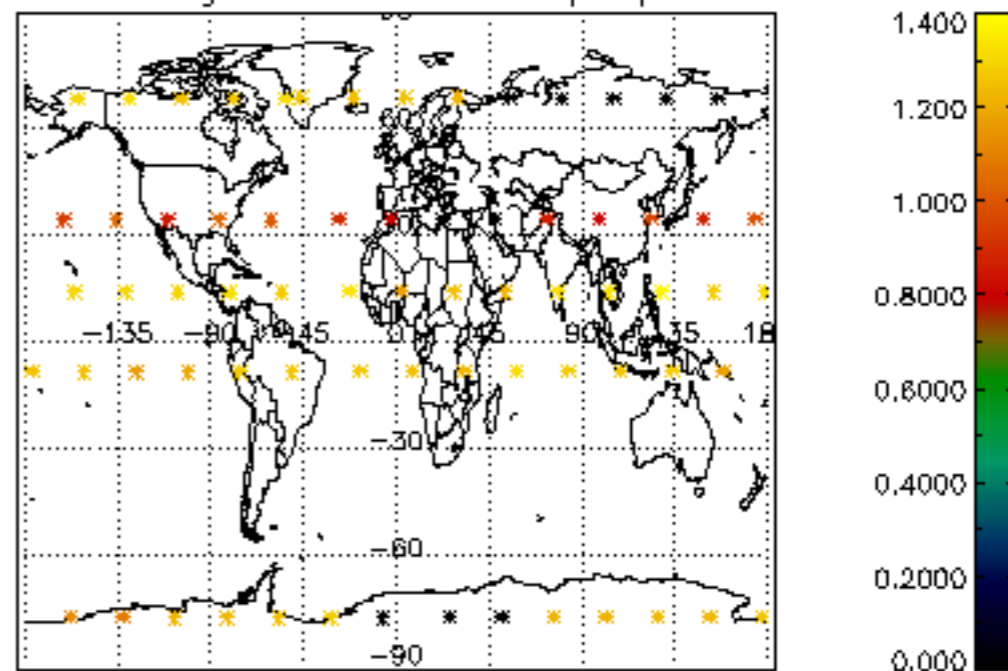




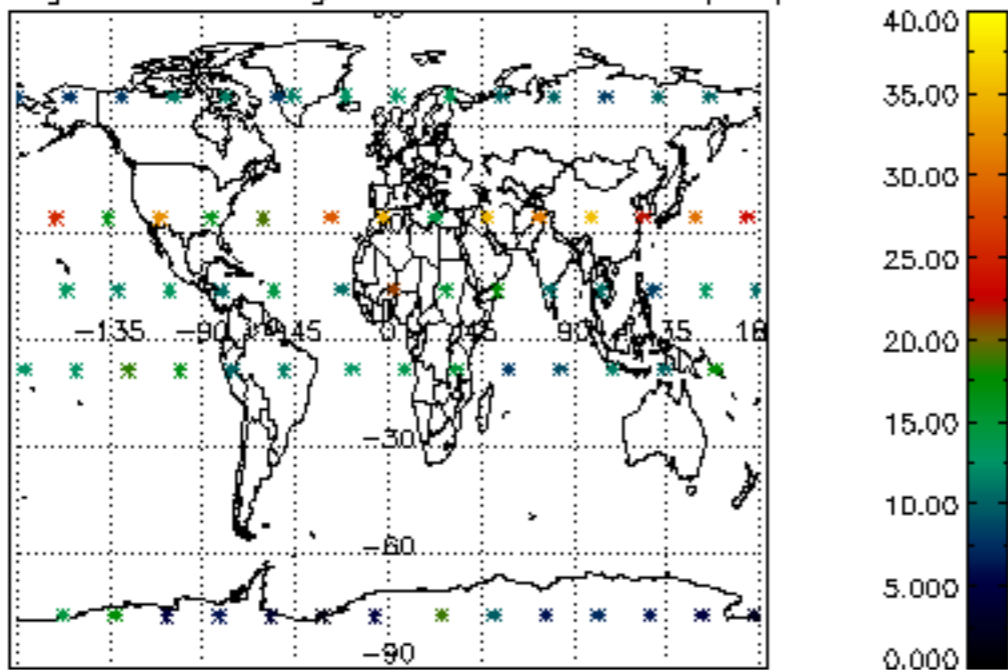
Percentage of cosmic ray hits per profile



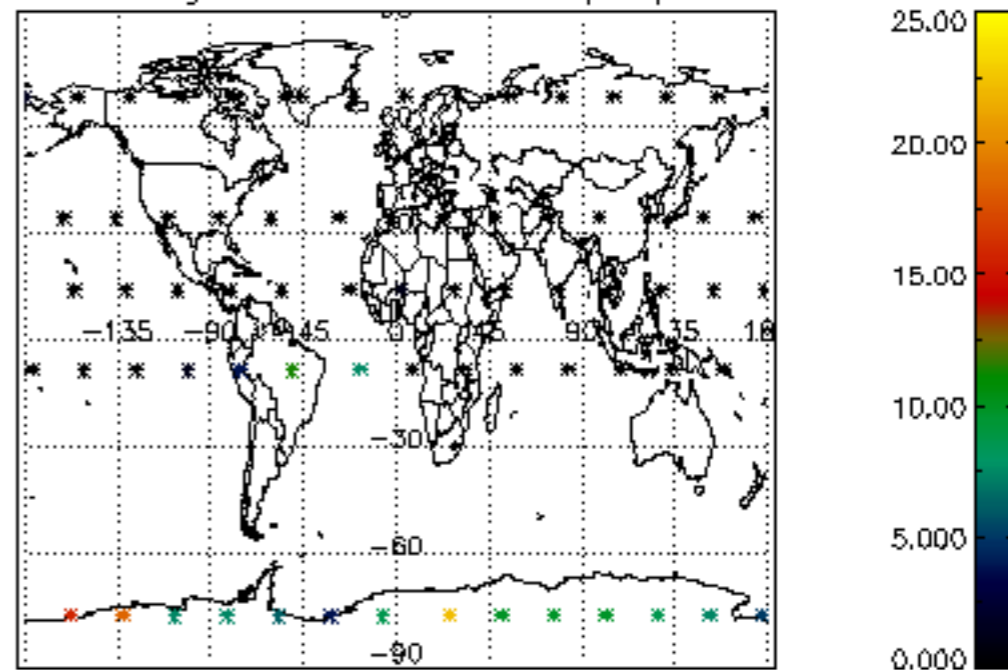
Percentage of datation errors per profile



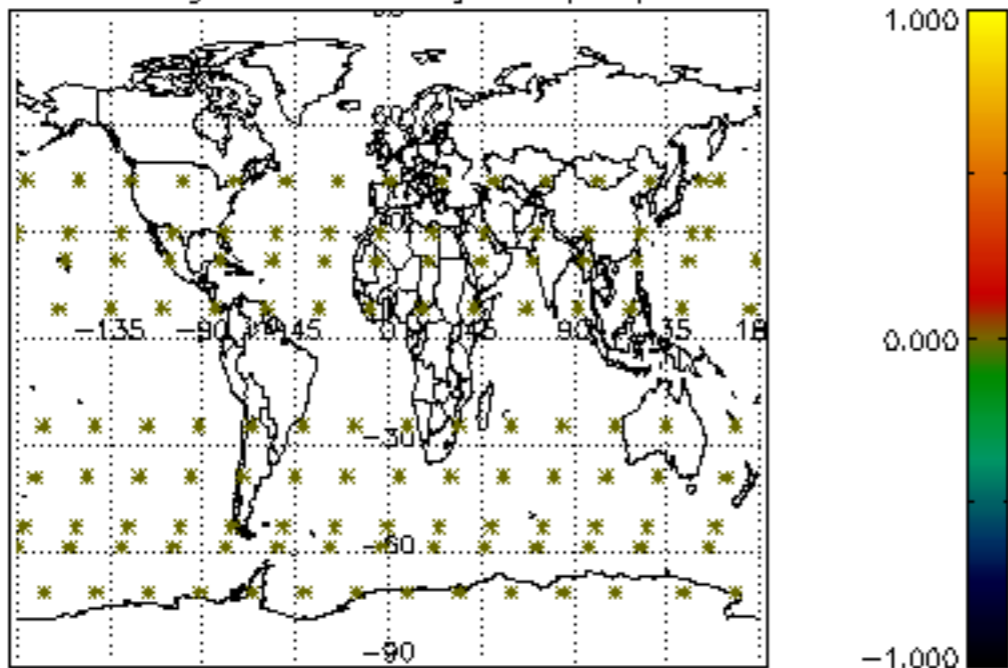
Percentage of star falling outside central band per profile



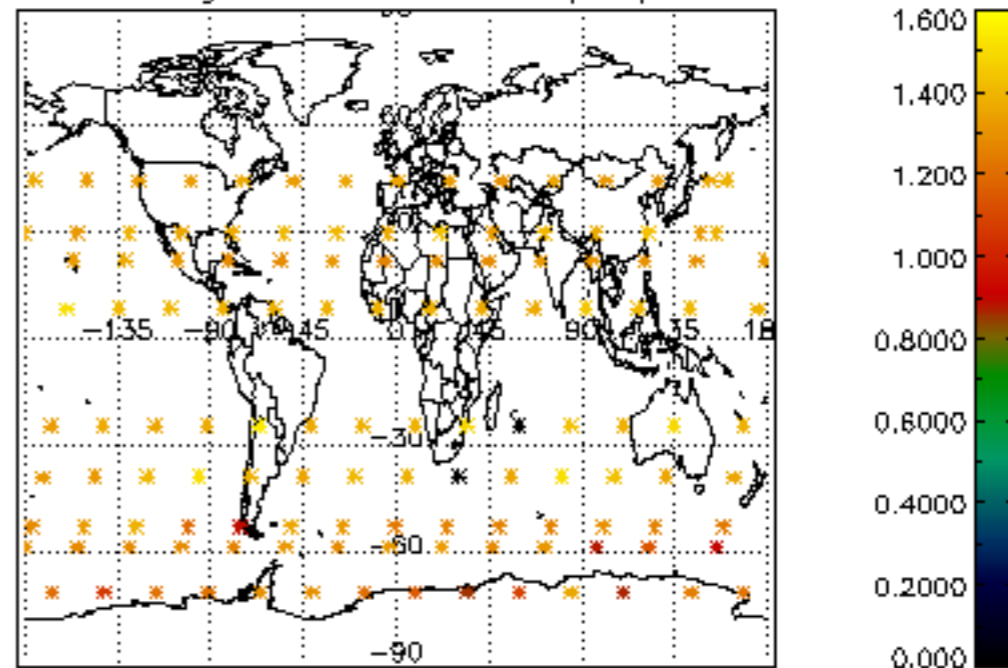
Percentage of saturation errors per profile



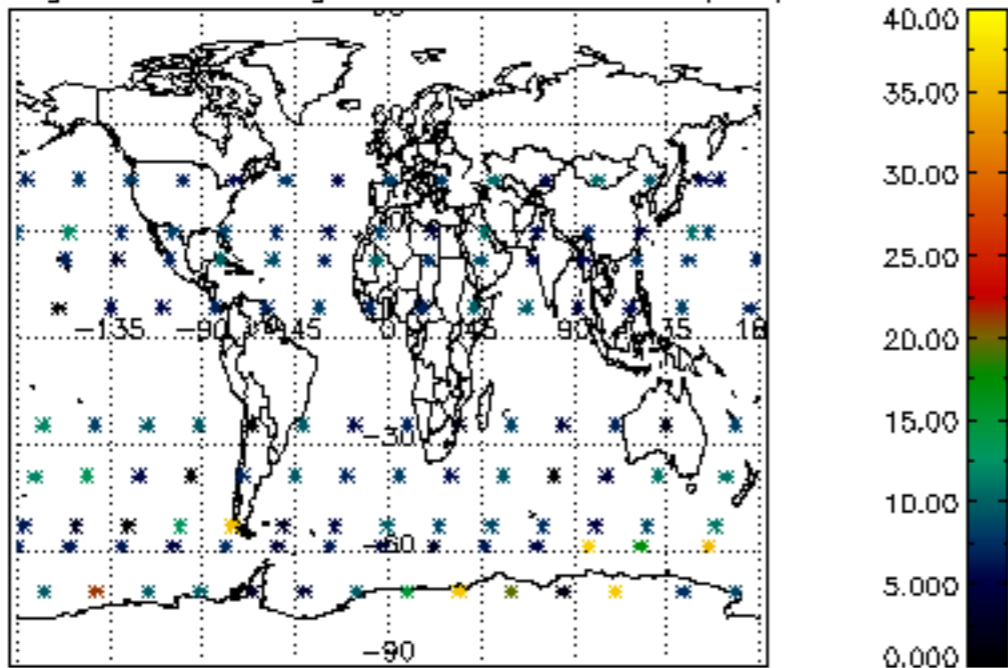
Percentage of cosmic ray hits per profile



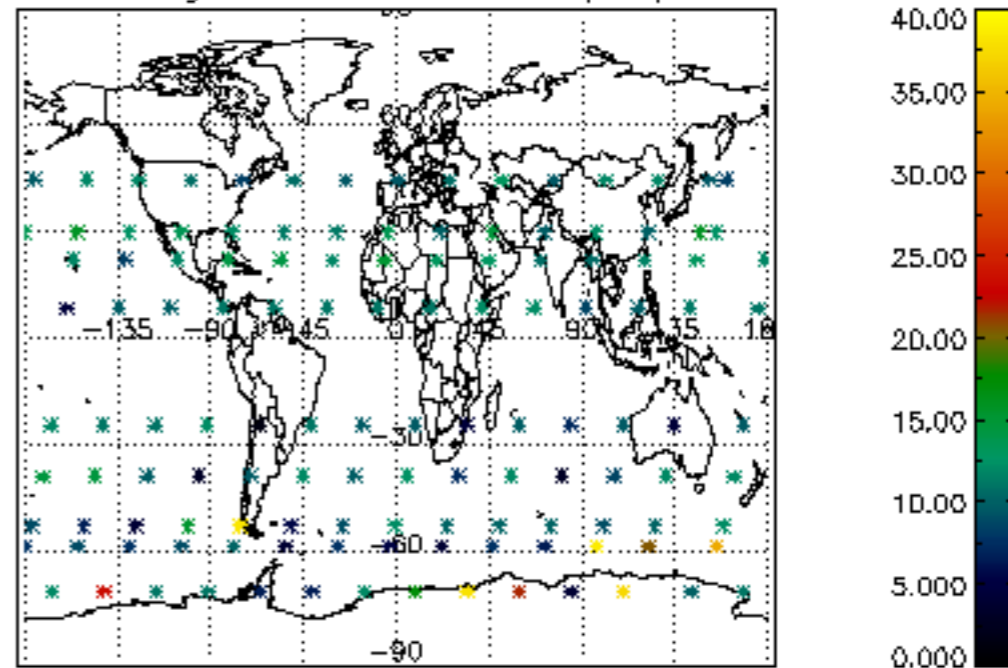
Percentage of datation errors per profile

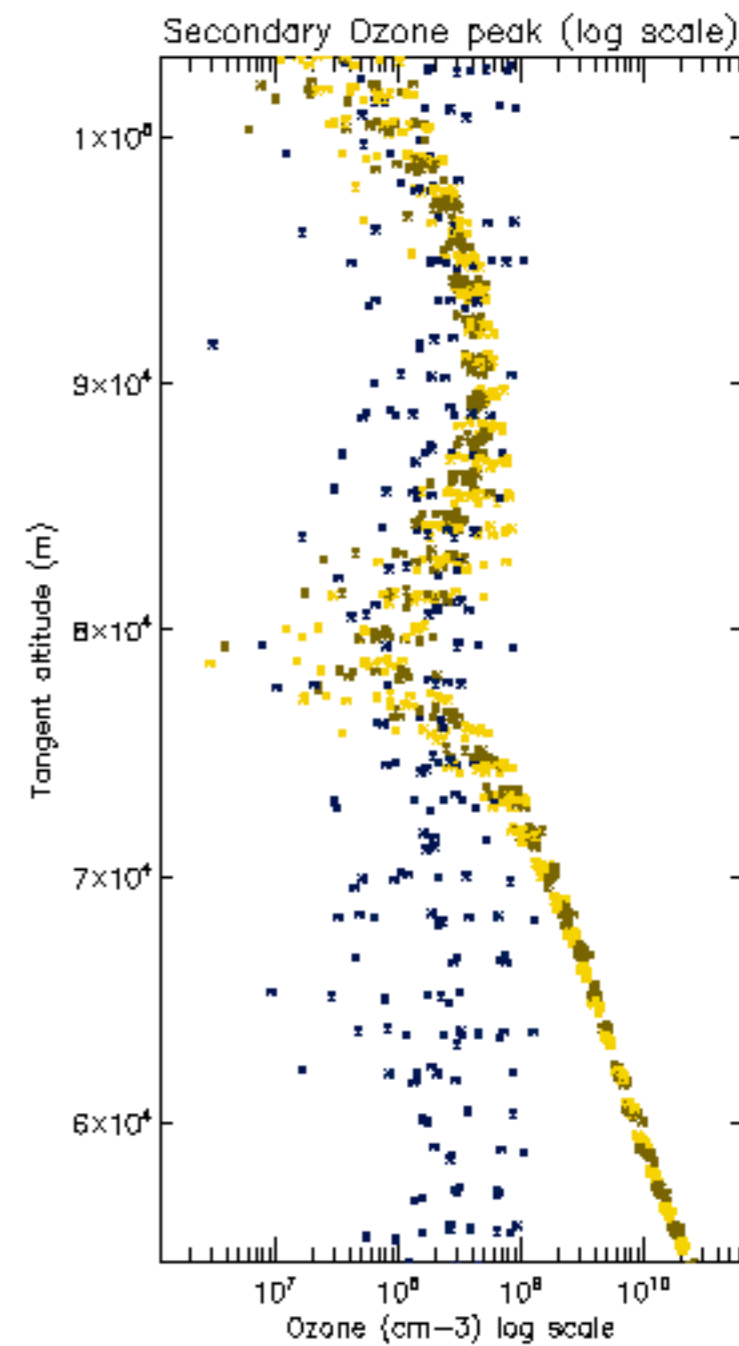
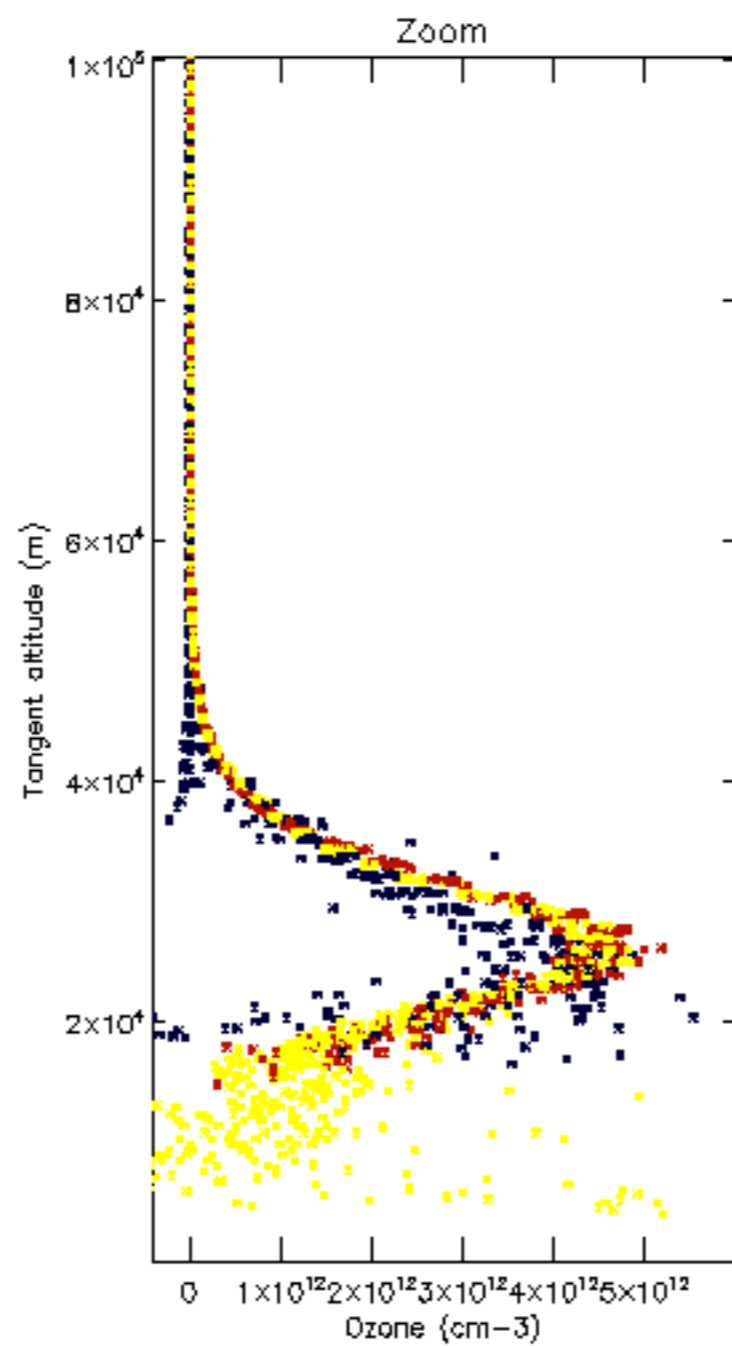
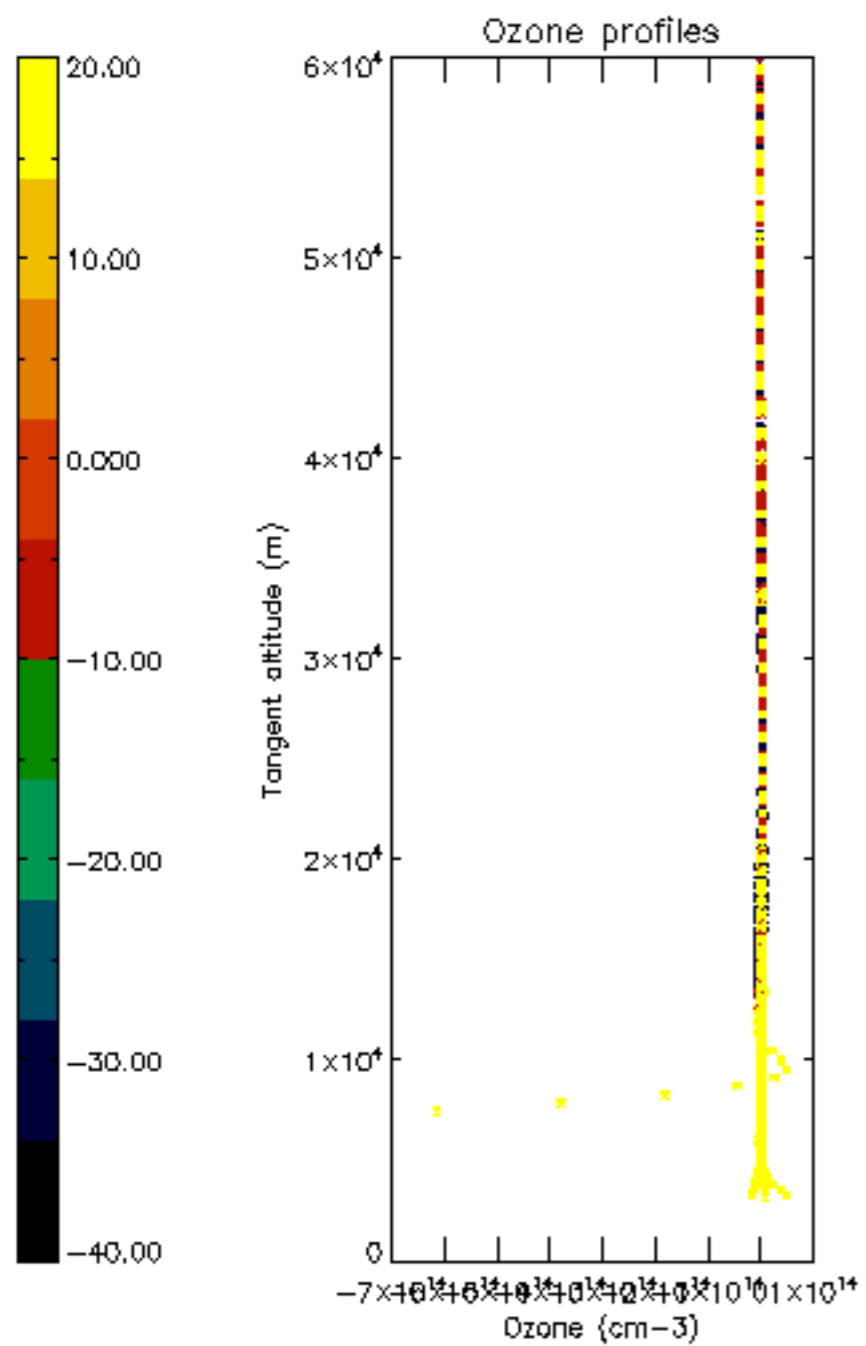


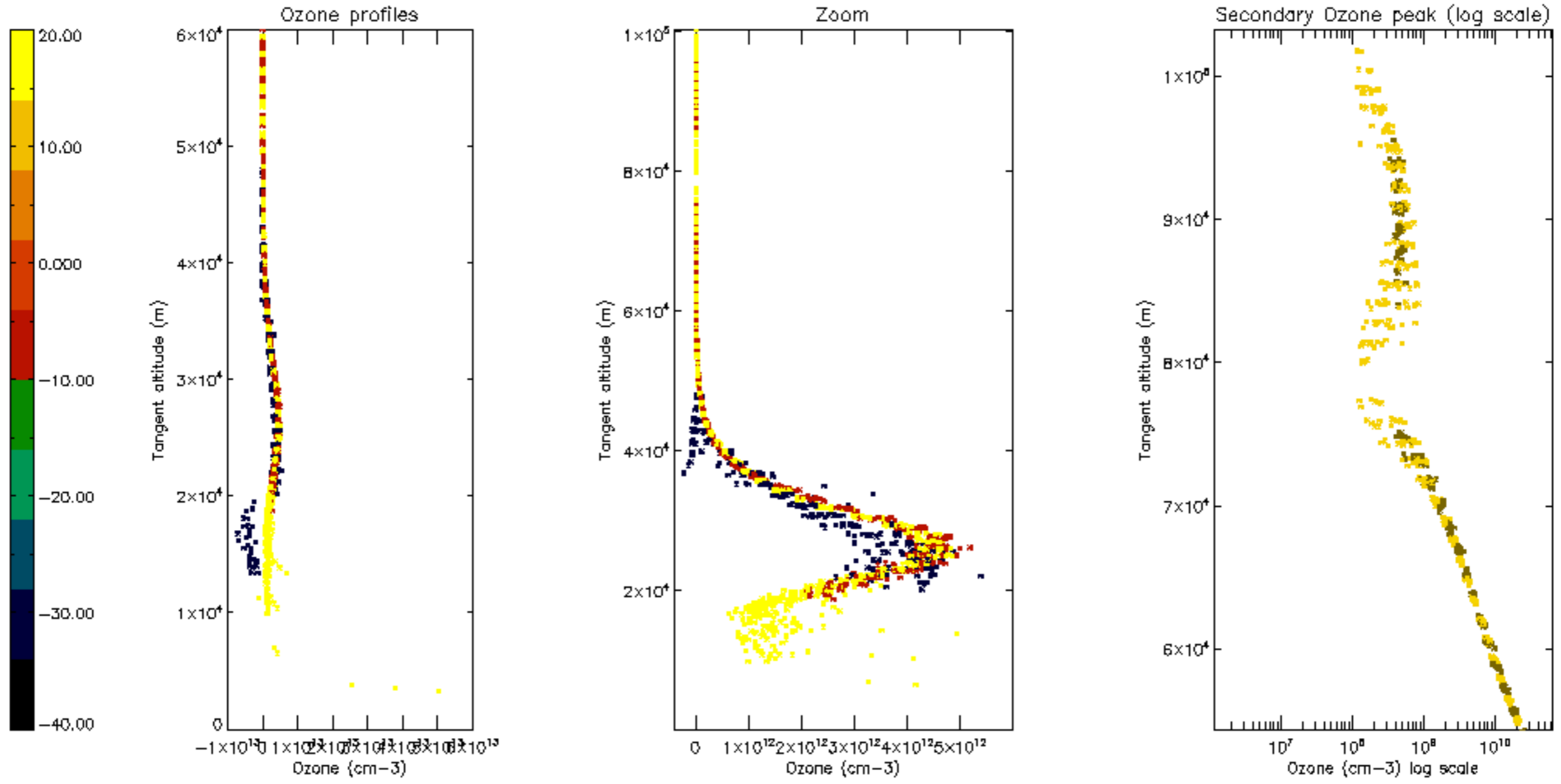
Percentage of star falling outside central band per profile

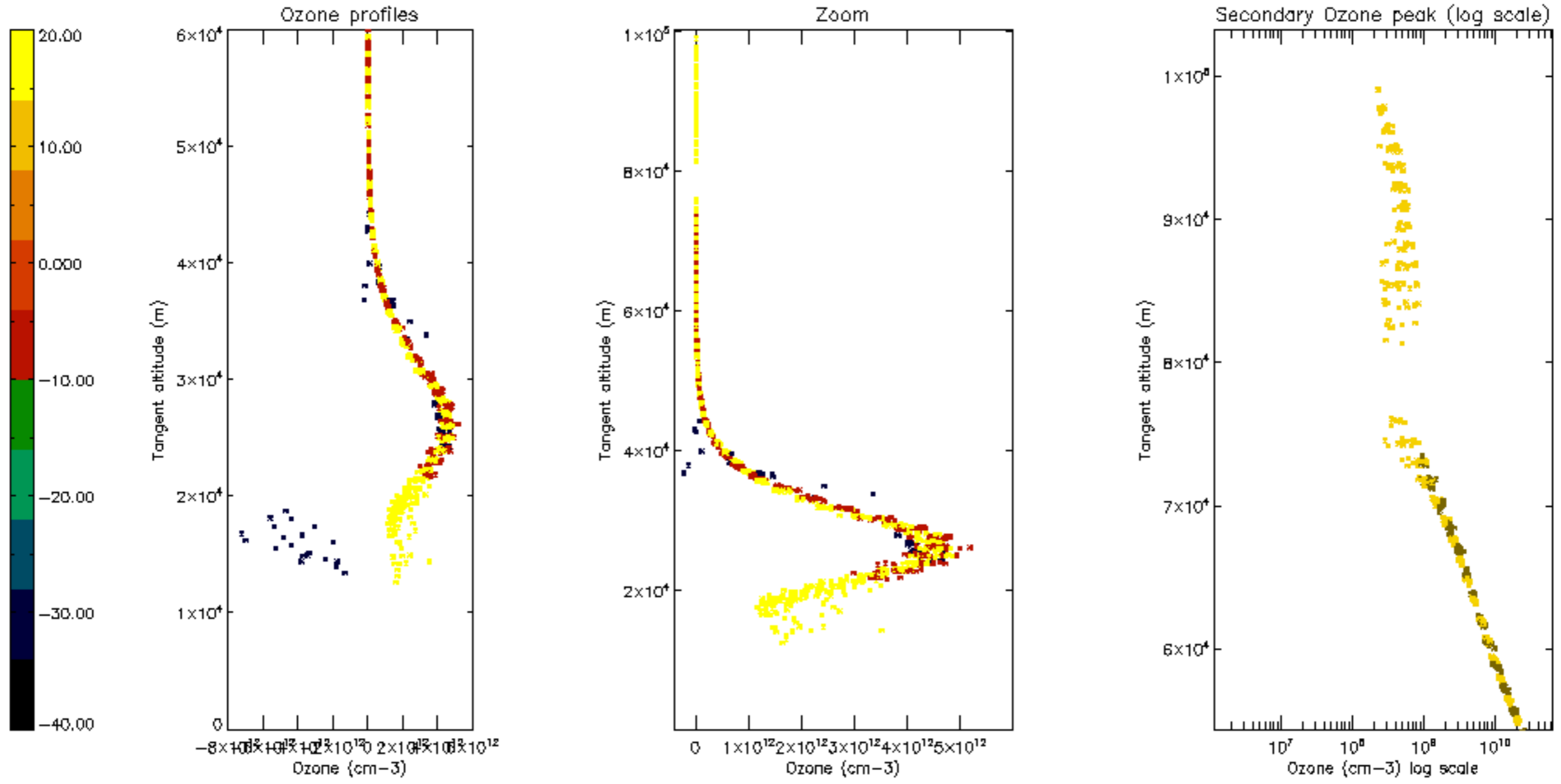


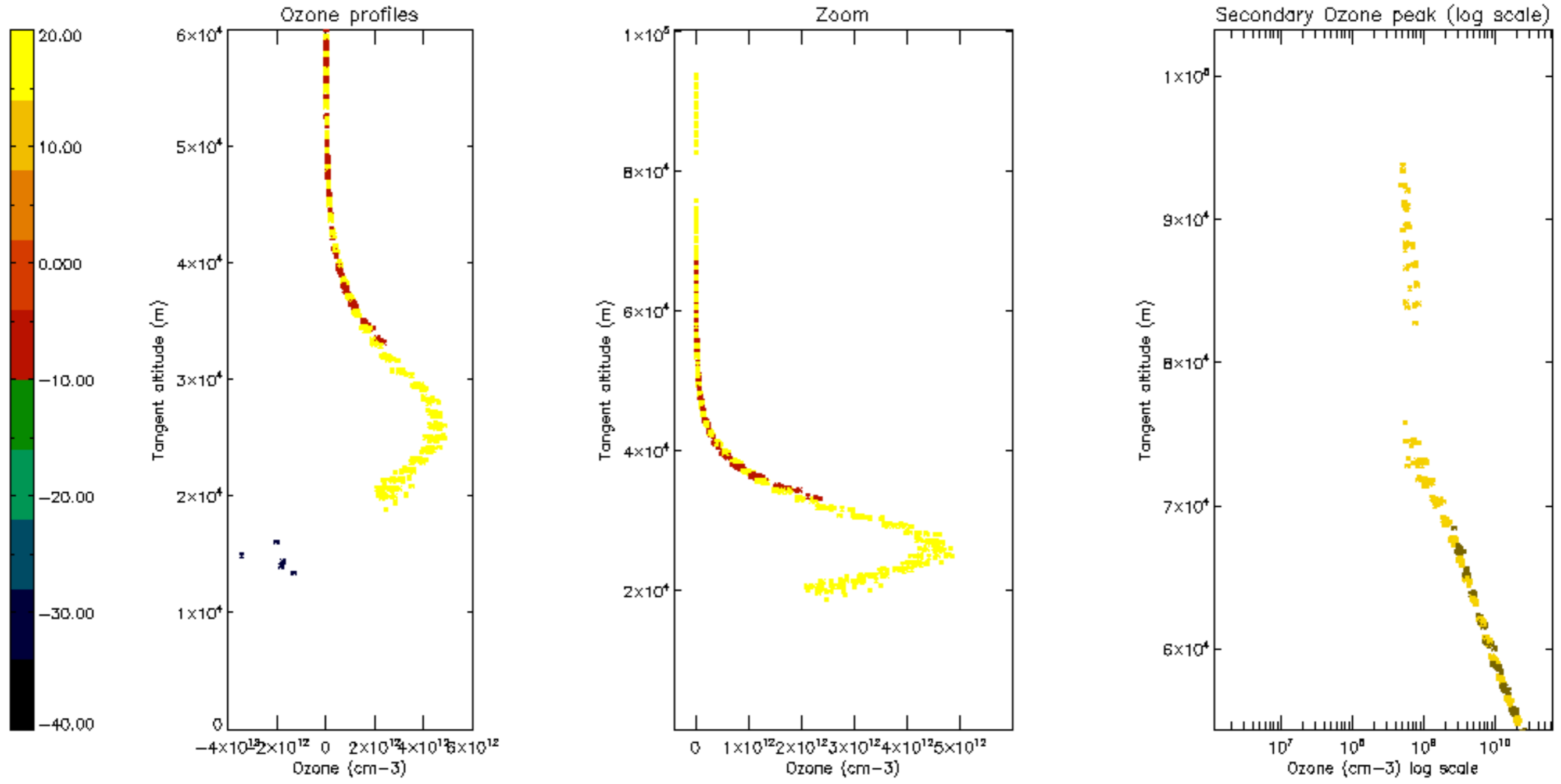
Percentage of saturation errors per profile

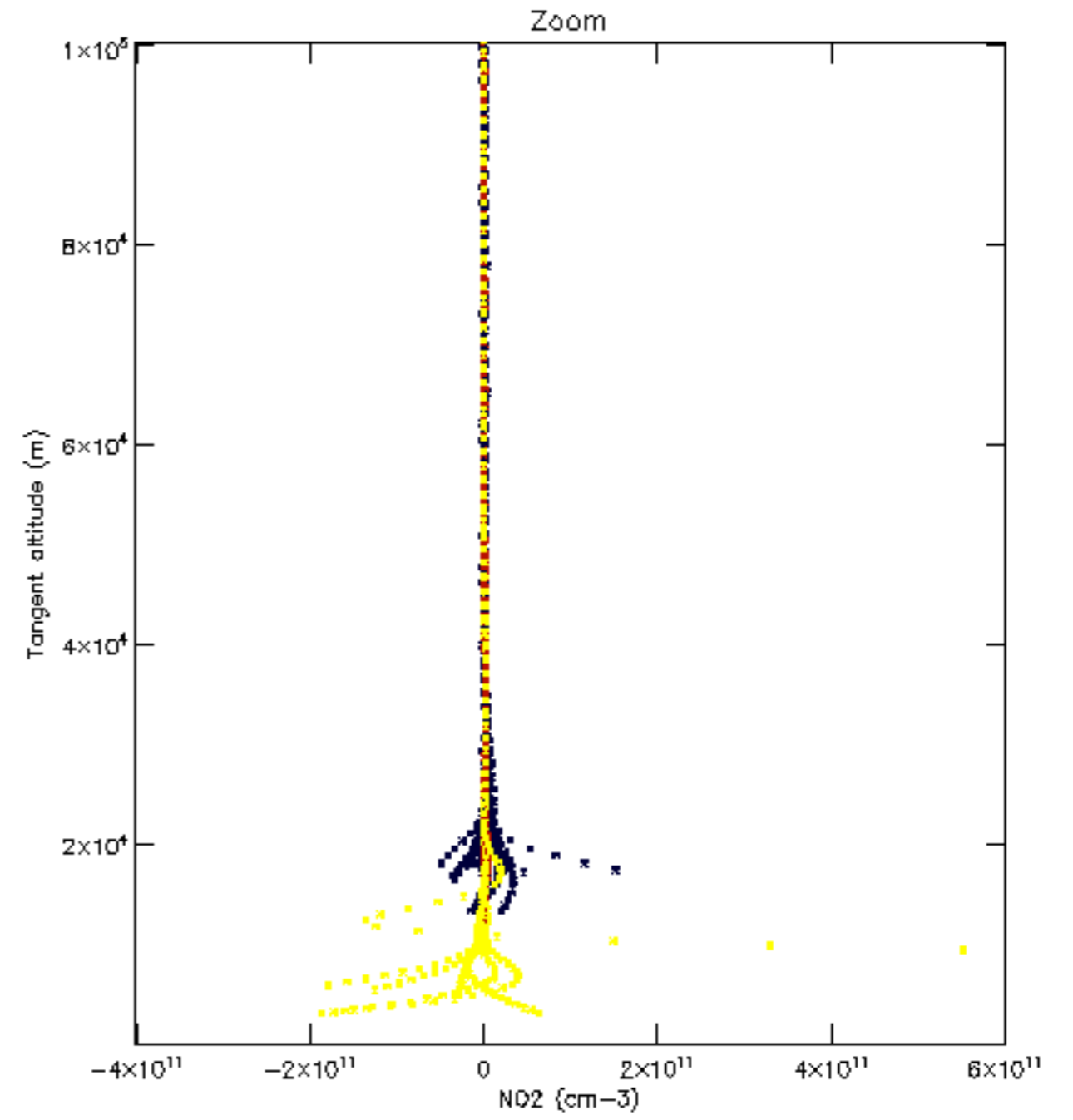
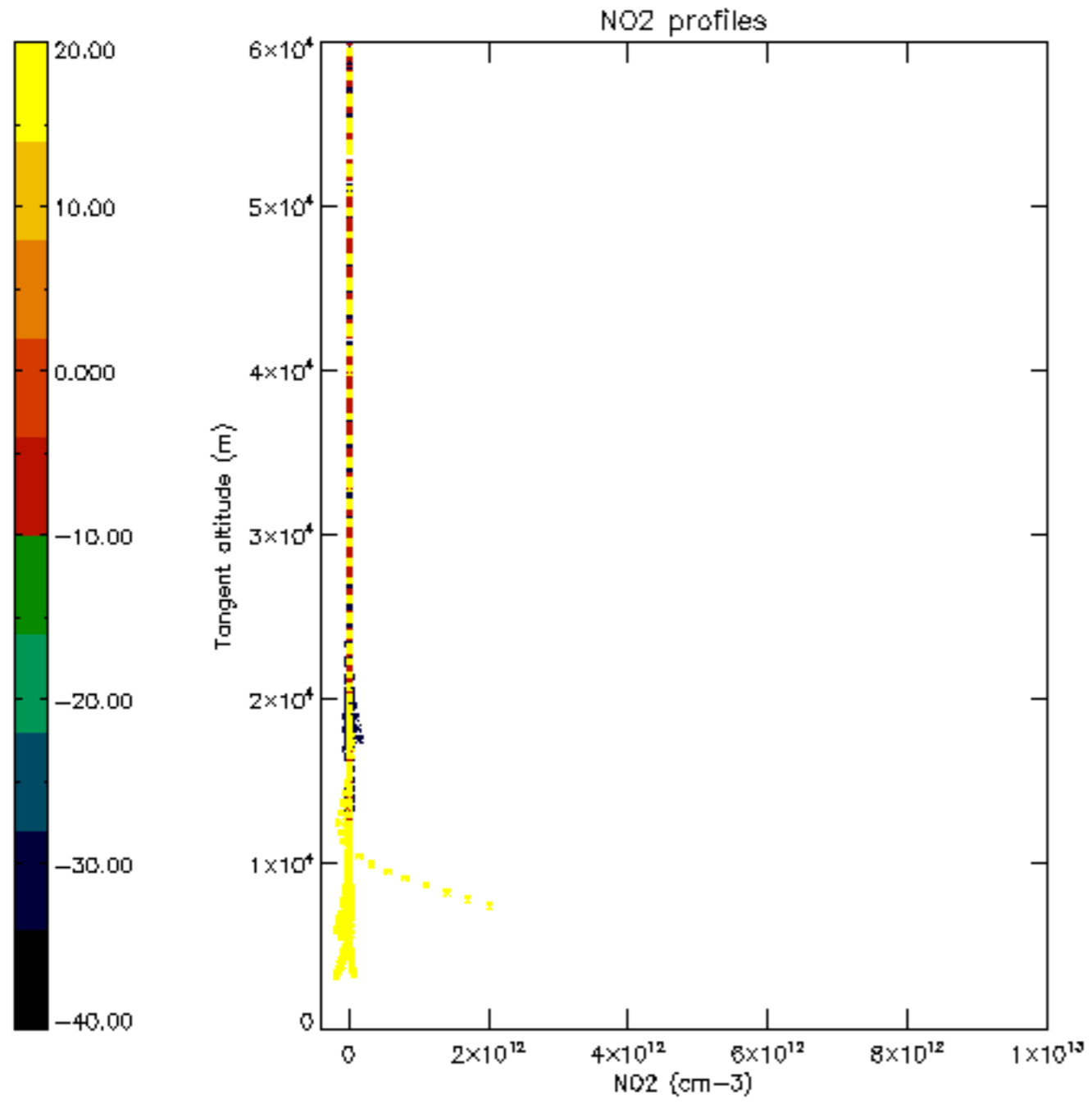


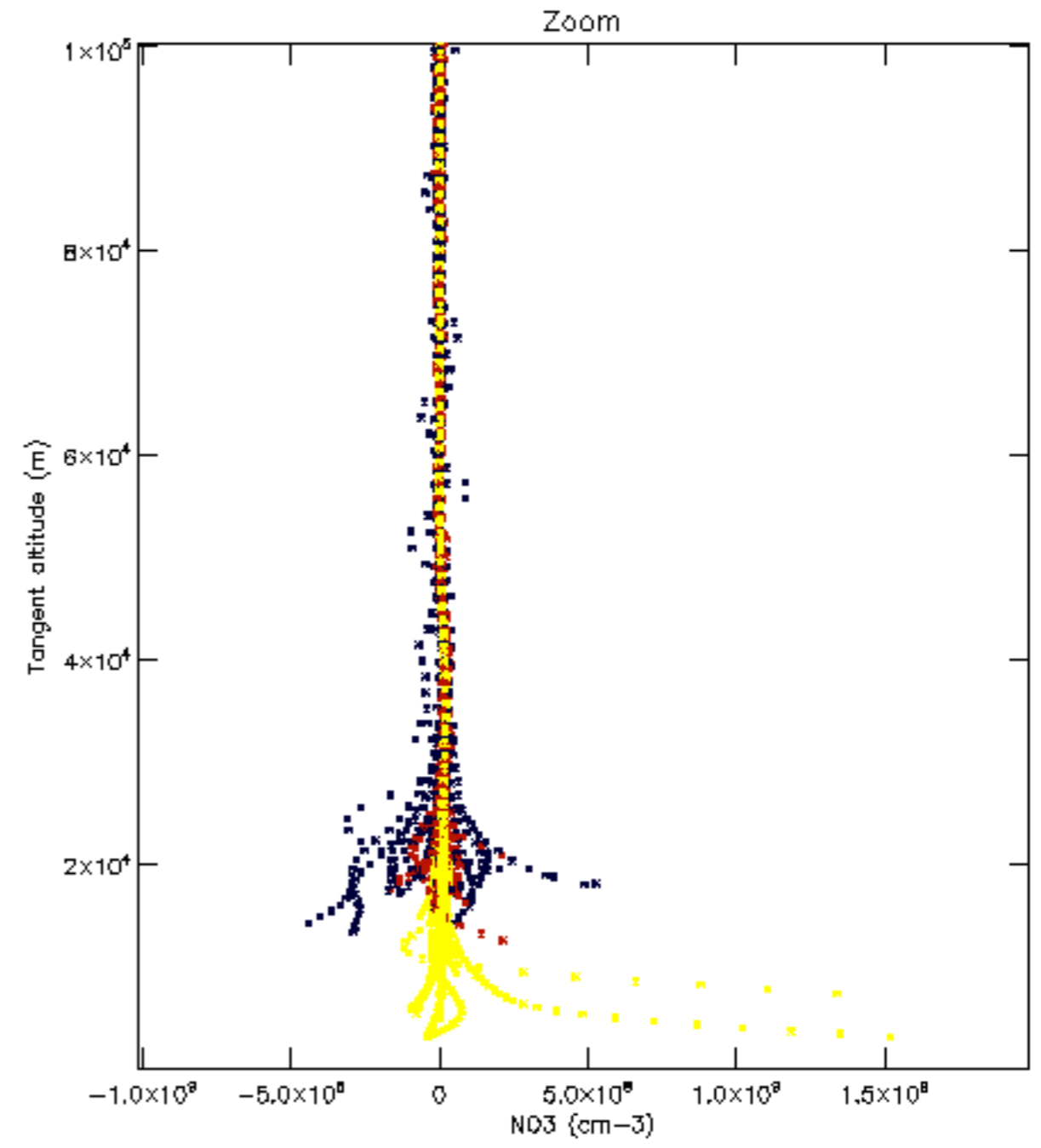
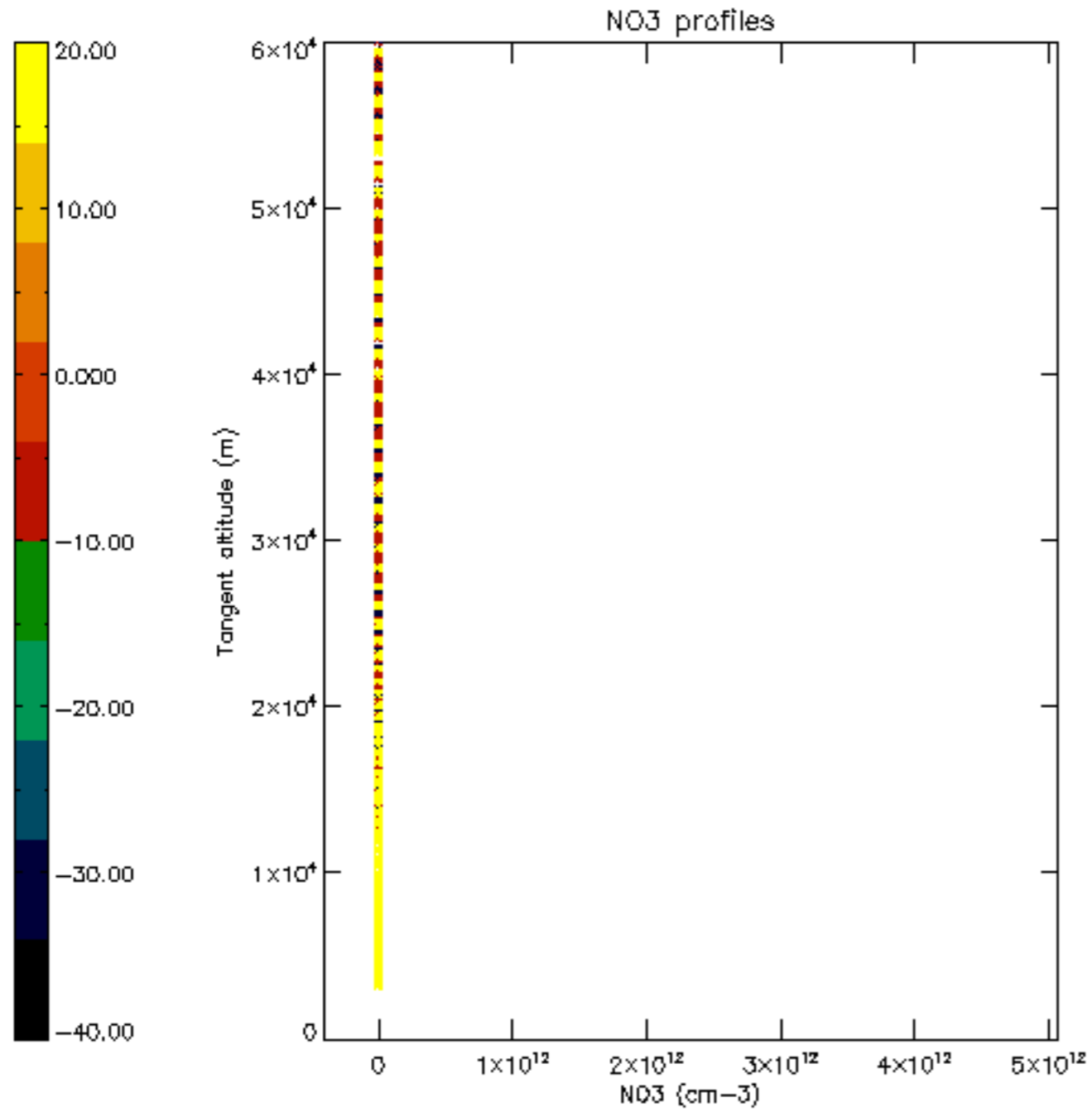


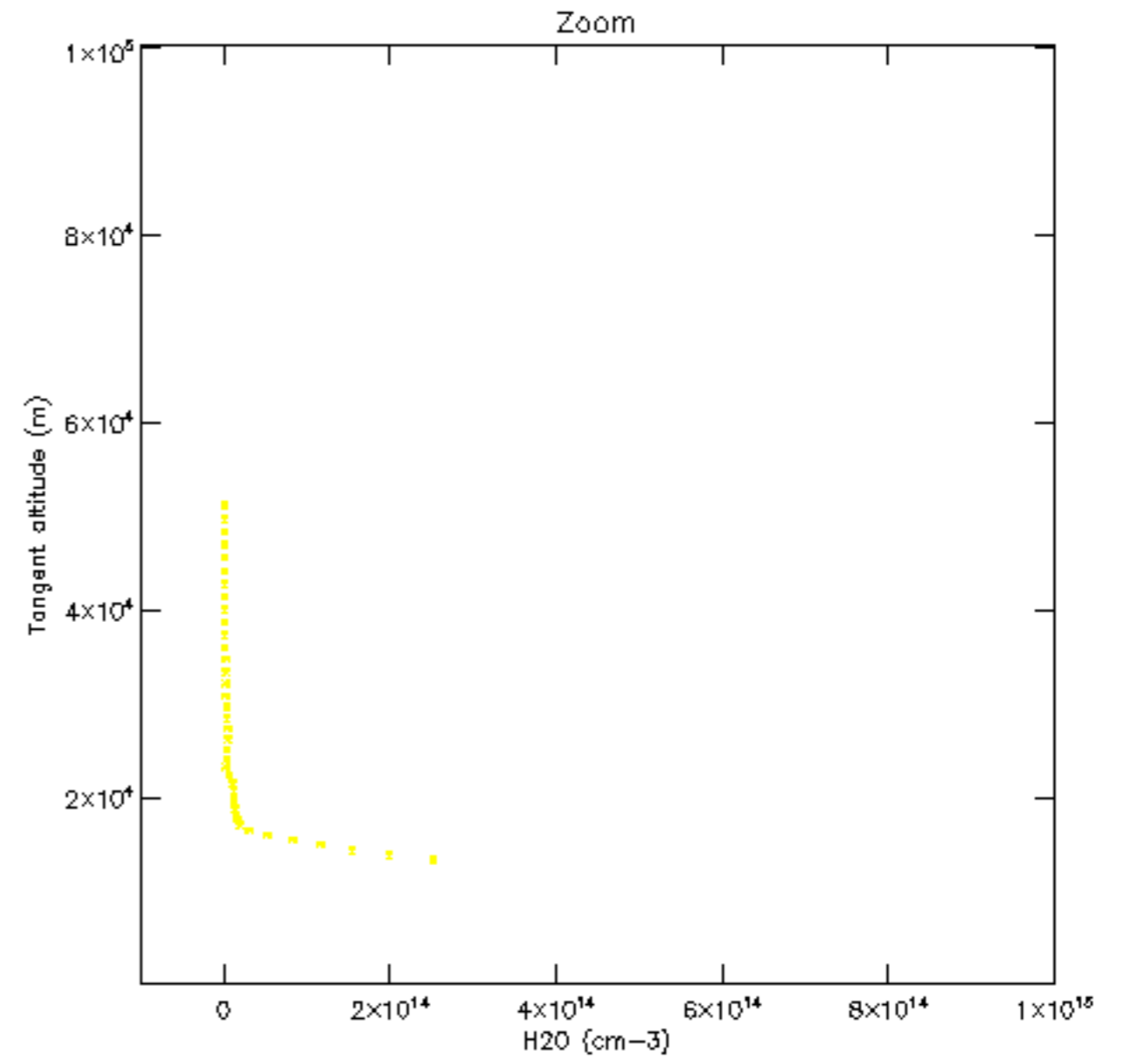
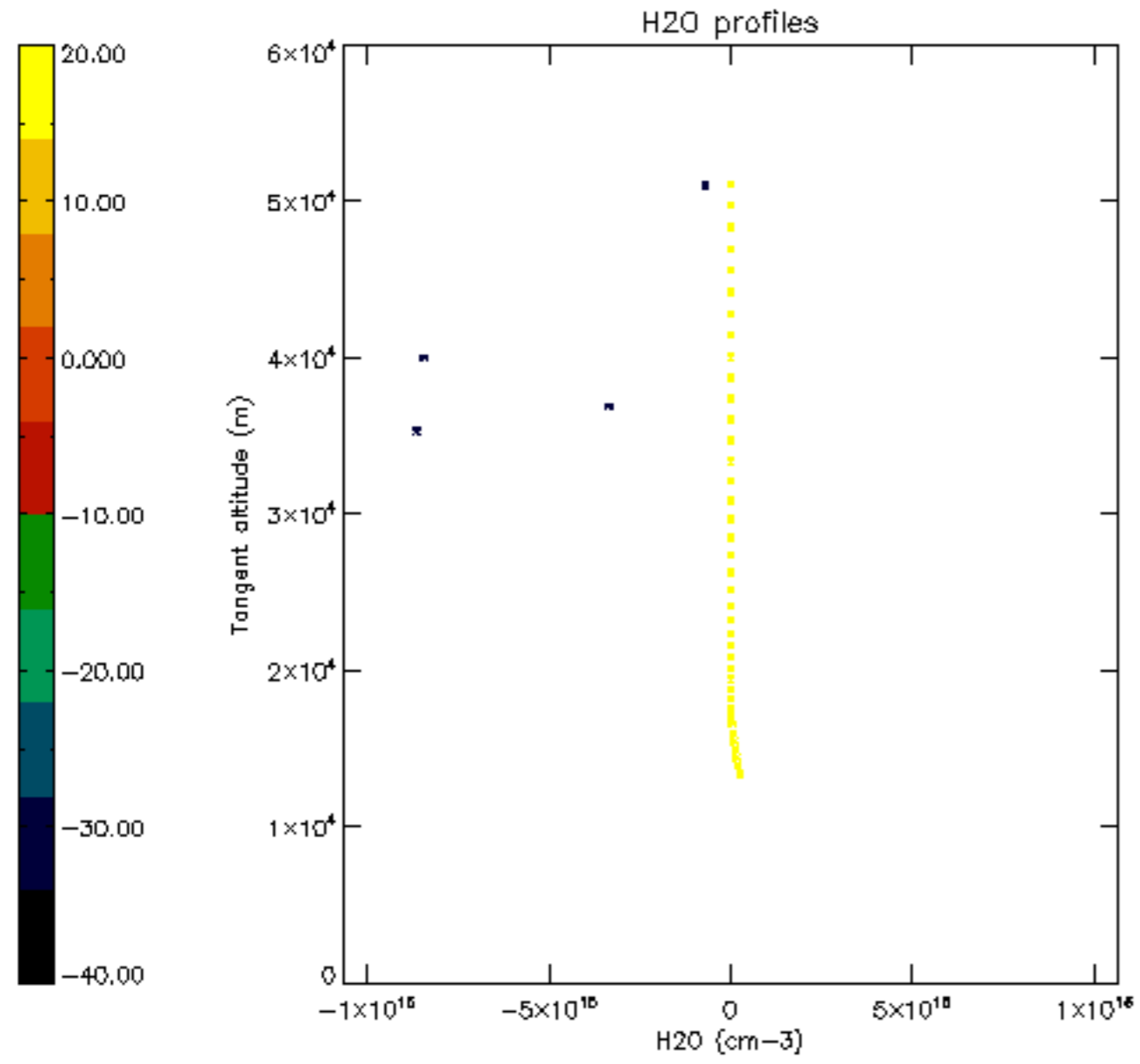


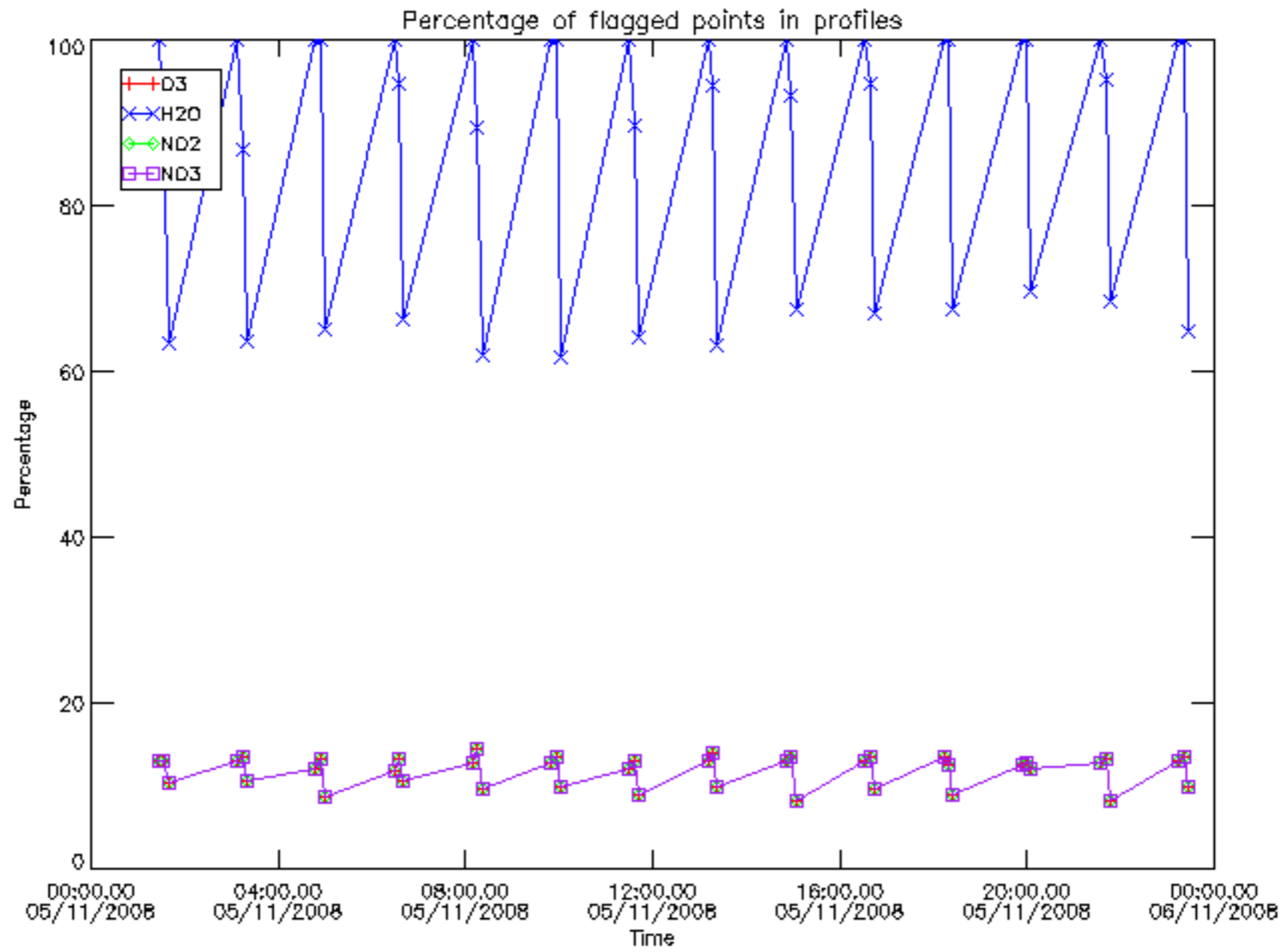




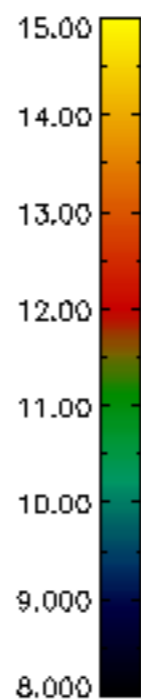
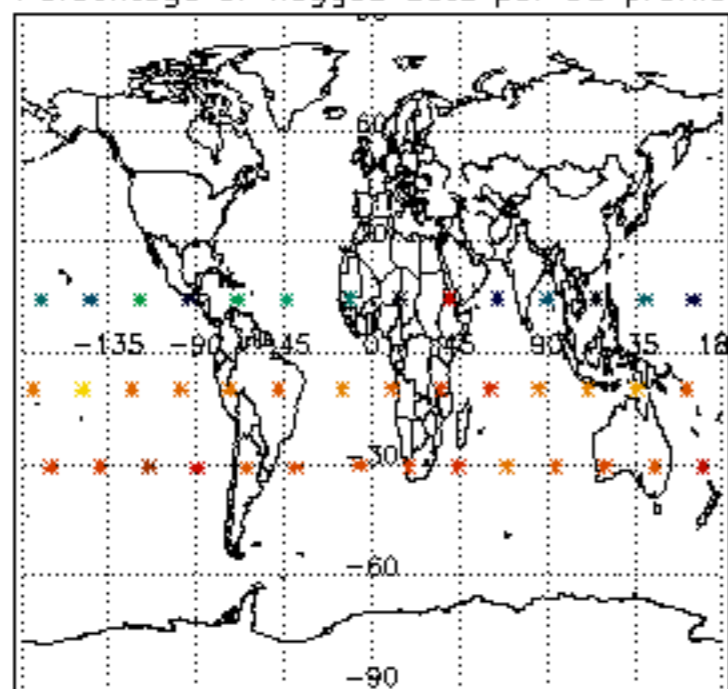




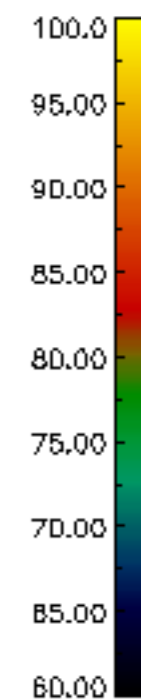
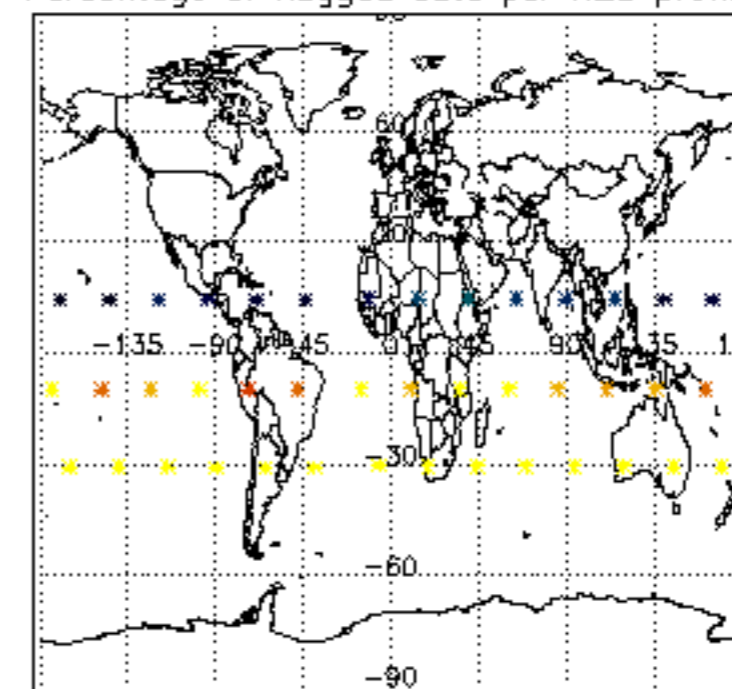




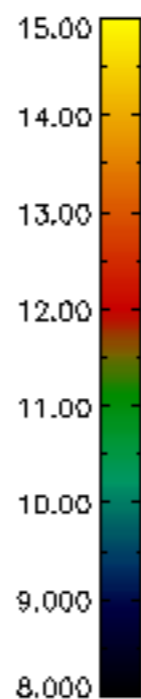
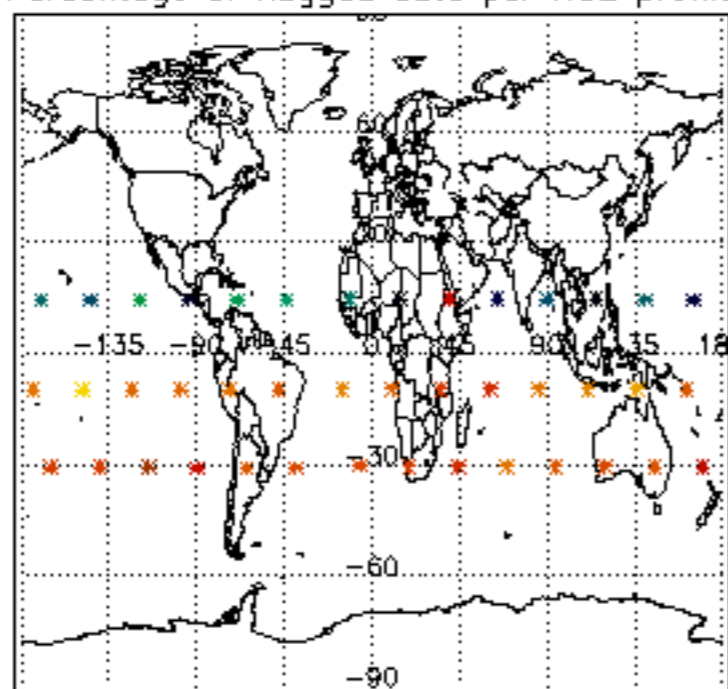
Percentage of flagged data per D3 profile



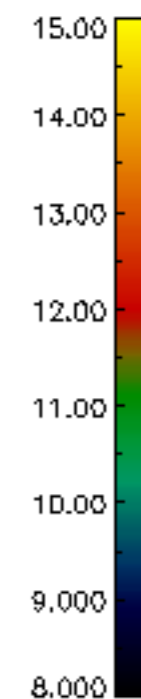
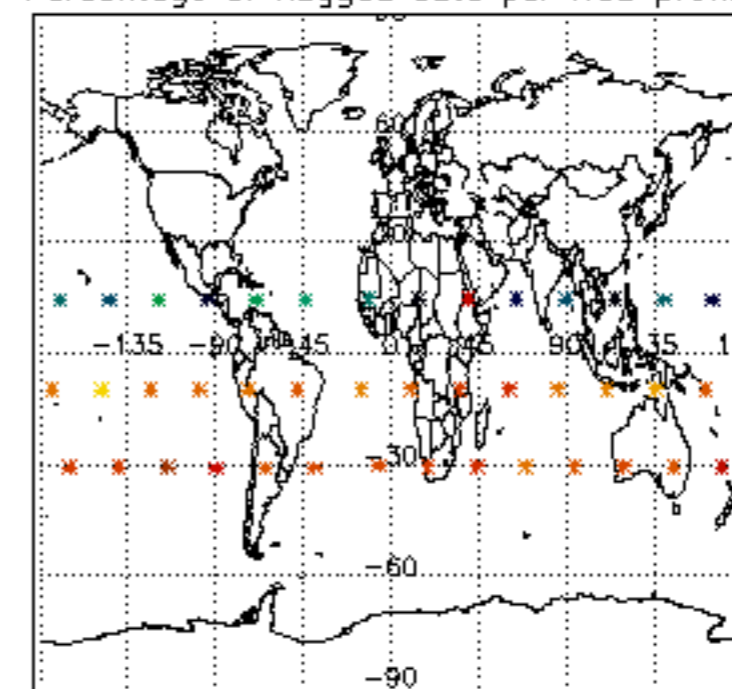
Percentage of flagged data per H2O profile

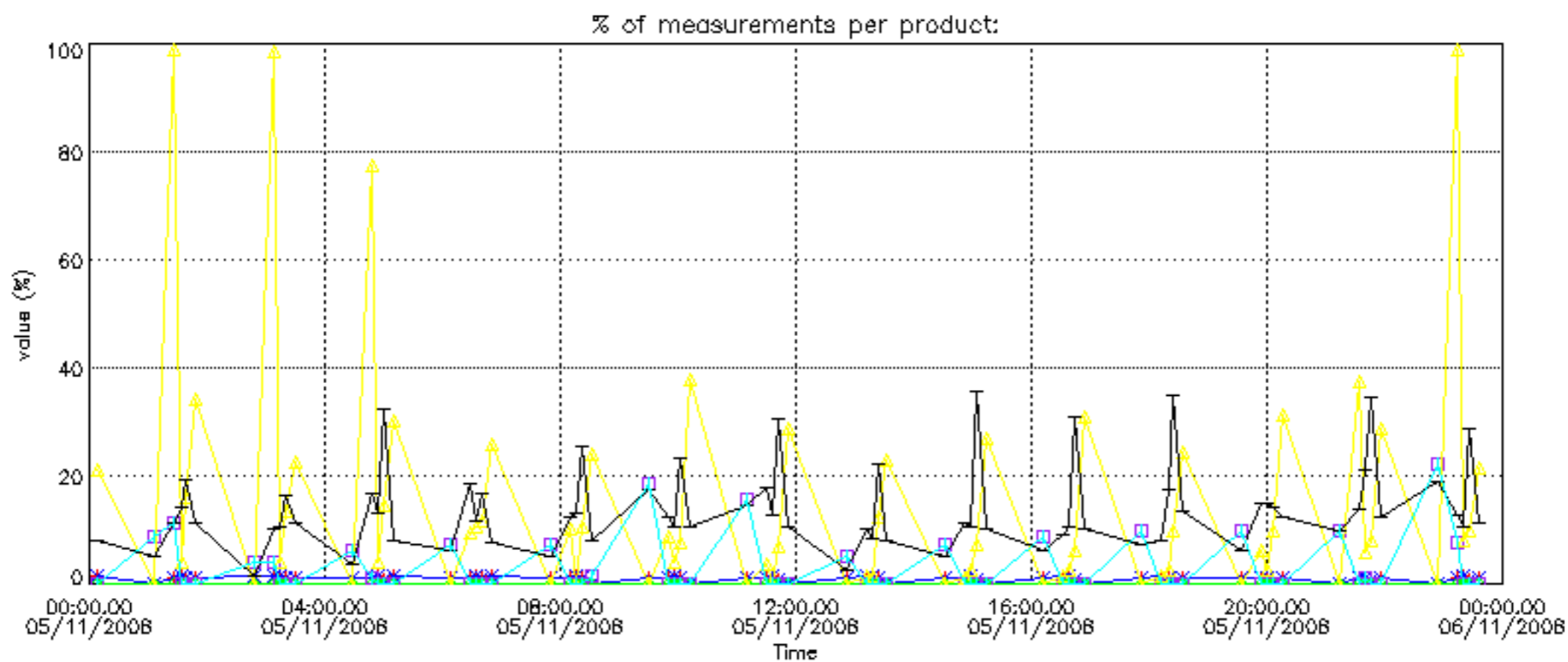


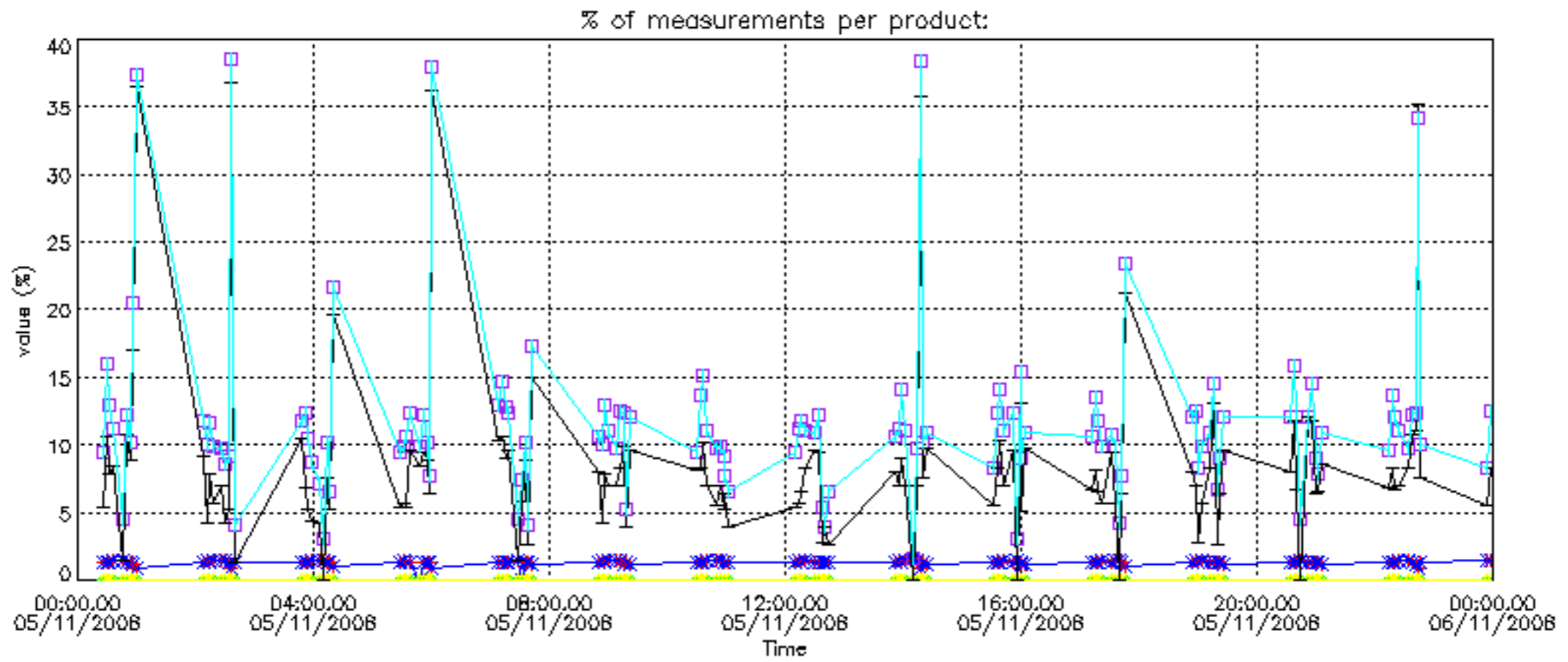
Percentage of flagged data per NO2 profile



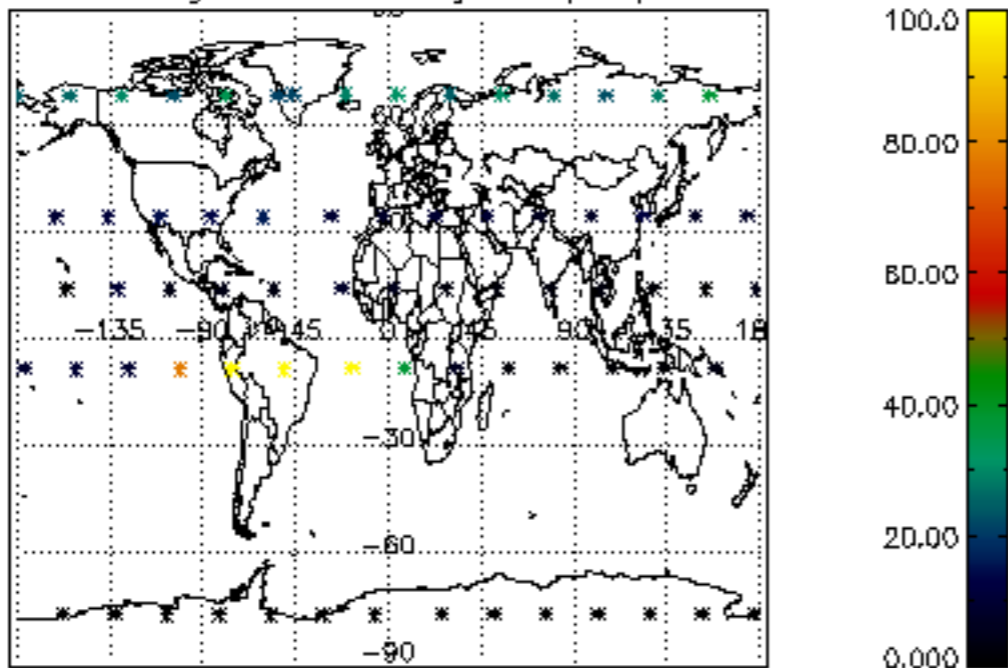
Percentage of flagged data per NO3 profile



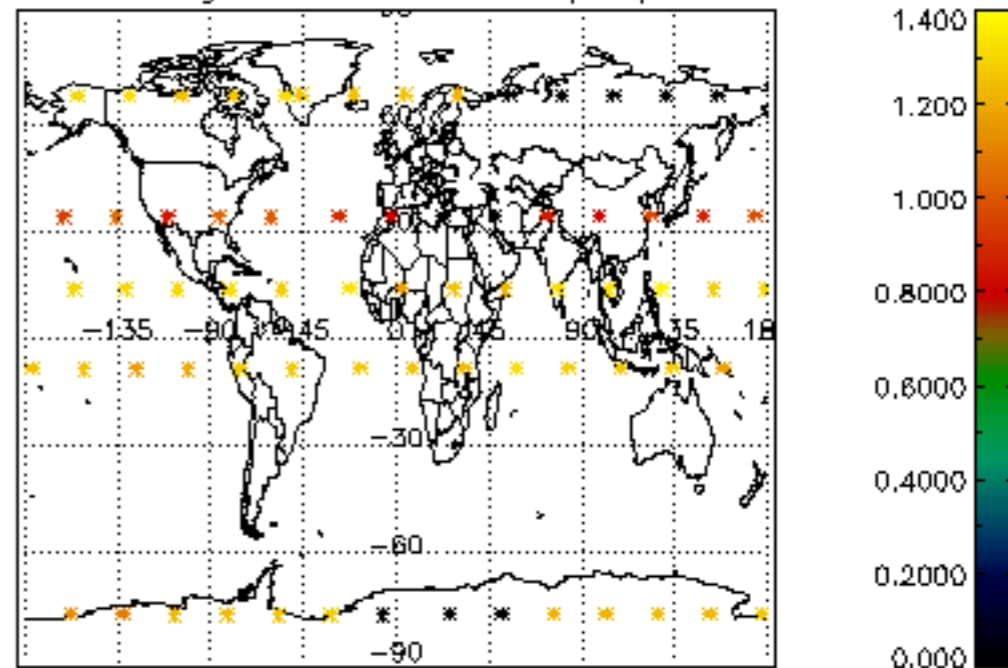




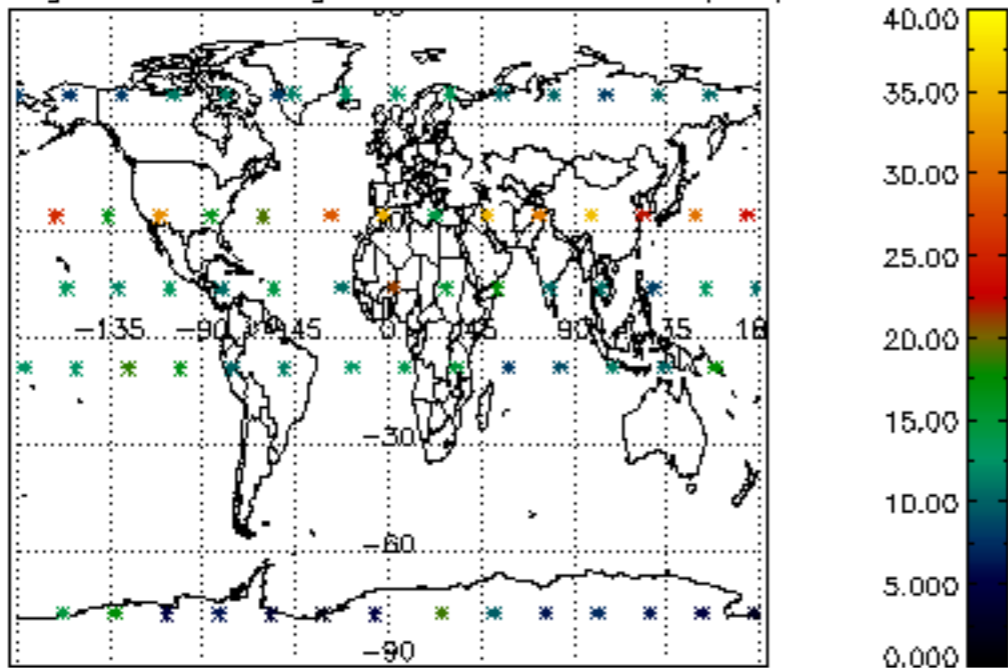
Percentage of cosmic ray hits per profile



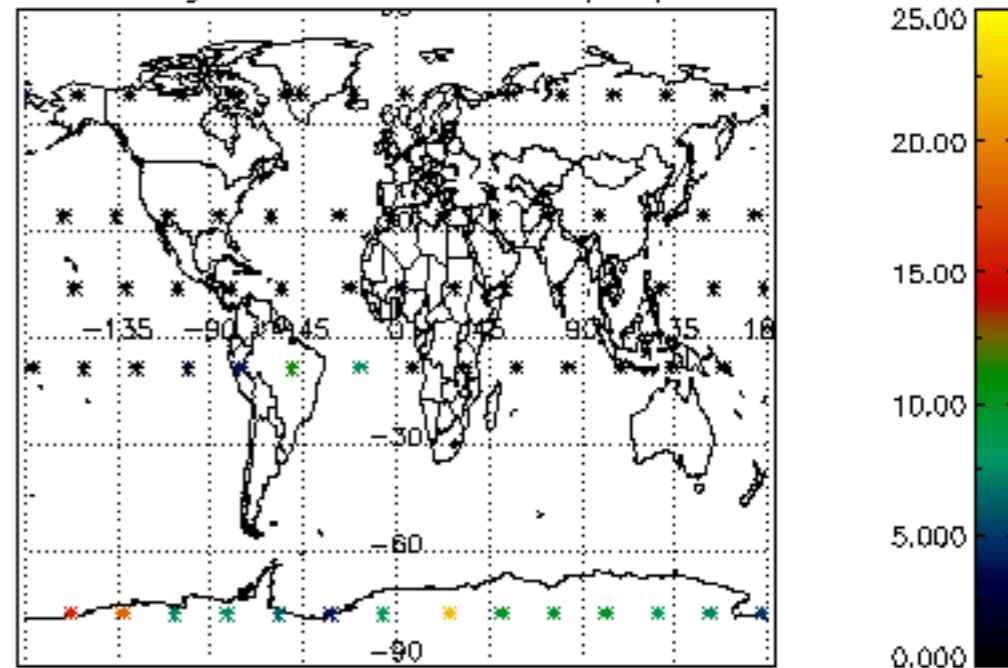
Percentage of datation errors per profile



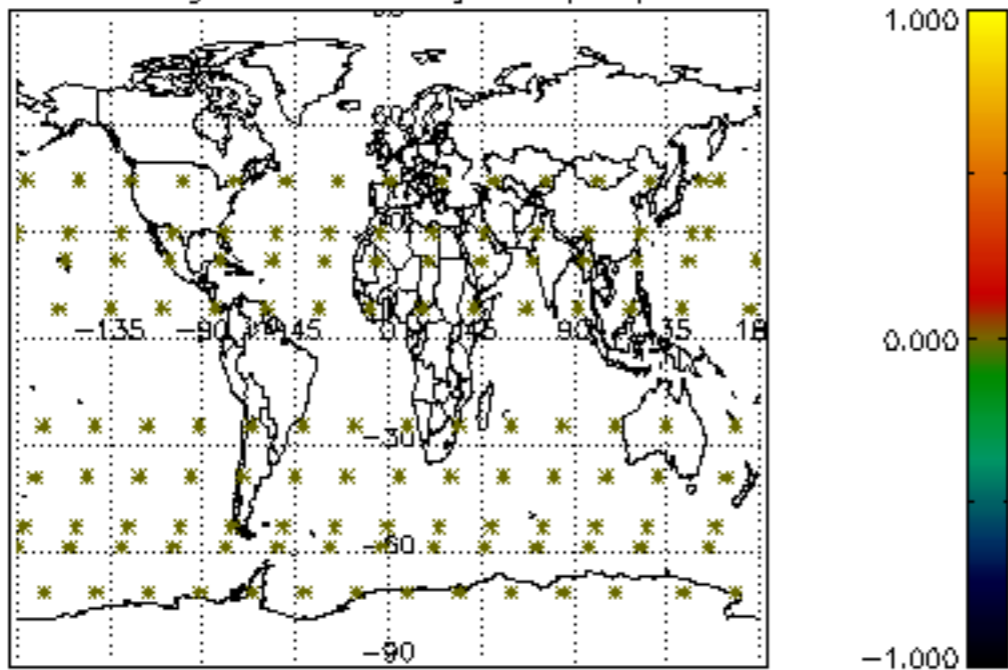
Percentage of star falling outside central band per profile



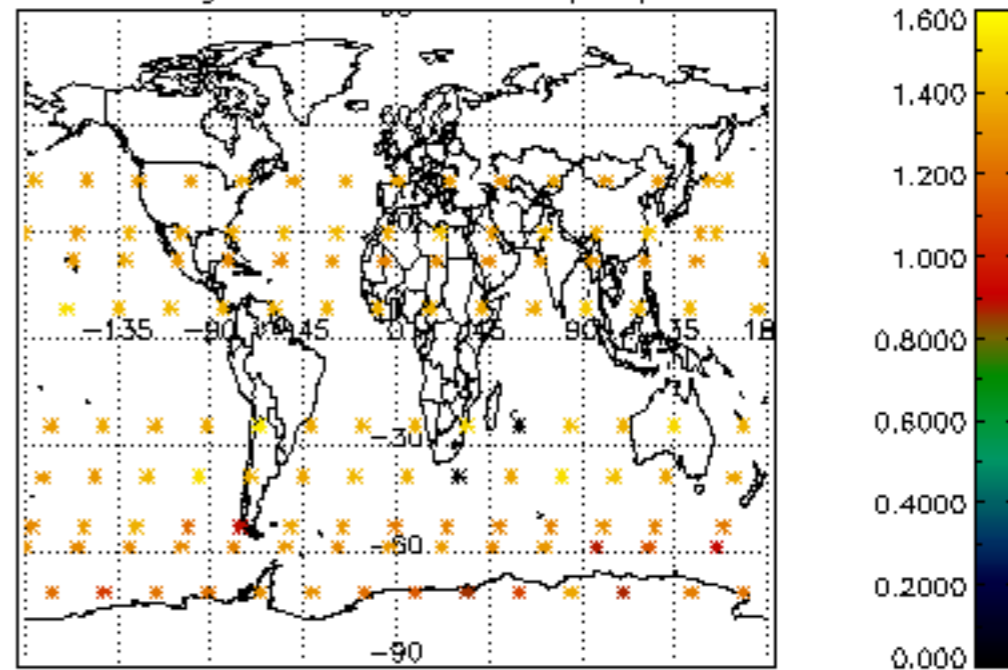
Percentage of saturation errors per profile



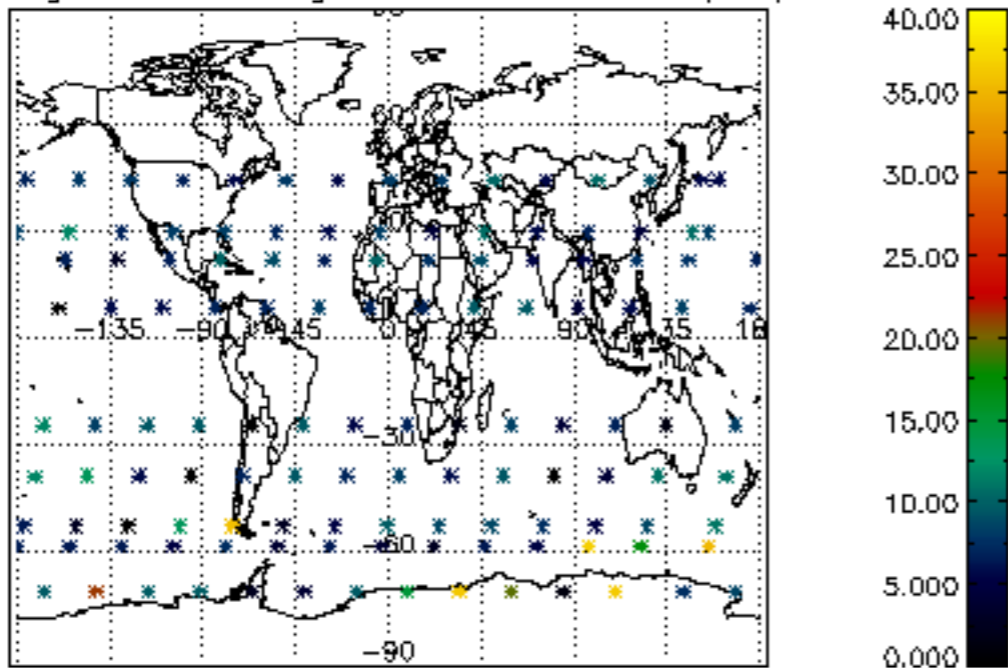
Percentage of cosmic ray hits per profile



Percentage of datation errors per profile



Percentage of star falling outside central band per profile



Percentage of saturation errors per profile

